



T **TENNESSEE** 
FOOTBALL

2015

UTSPORTS.COM [@VOL_FOOTBALL](https://twitter.com/VOL_FOOTBALL)

MEDIA GUIDE

ONE YEAR UNTIL TENNESSEE MAKES

COLLEGE FOOTBALL HISTORY

SEPTEMBER 10, 2016

BATTLE AT BRISTOL





2015 SCHEDULE

Date	Opponent	Site	Series
Sept. 5	vs. Bowling Green	Nashville, Tenn.	First Meeting
Sept. 12	Oklahoma	Knoxville, Tenn.	2-1 OU
Sept. 19	Western Carolina	Knoxville, Tenn.	First Meeting
Sept. 26	at Florida*	Gainesville, Fla.	25-19 Florida
Oct. 3	Arkansas*	Knoxville, Tenn.	13-4 UT
Oct. 10	Georgia*	Knoxville, Tenn.	21-21-2 Series Tied
Oct. 24	at Alabama*	Tuscaloosa, Ala.	52-38-7 Bama
Oct. 31	at Kentucky*	Lexington, Ky.	77-24-9 UT
Nov. 7	South Carolina*	Knoxville, Tenn.	24-7-2 UT
Nov. 14	North Texas (HC)	Knoxville, Tenn.	1-0 UNT
Nov. 21	at Missouri*	Columbia, Mo.	3-0 Mizzou
Nov. 28	Vanderbilt *	Knoxville, Tenn.	74-29-5 UT

*Bold indicates home game // * indicates SEC game*



@Vol_Football



Facebook.com/
VolFootball



@Vol_Football



YouTube.com/
UTSportsTVFootball



UTSports.com/Football

QUICK FACTS

THE BASICS

Location (Founded): Knoxville, Tenn. (1794)
Conference: Southeastern
Enrollment: 27,410
Colors: Orange & White
Nickname: Volunteers
Mascot: Smokey X
Band: Pride of the Southland
Chancellor: Dr. Jimmy G. Cheek
Faculty Representative: Dr. Donald Bruce
Vice Chancellor/Dir. of Athletics: Dave Hart
Athletic Dept. Phone: 865.974.1220

FACILITY INFORMATION

Facility (Opened): Neyland Stadium (1921)
Capacity: 102,455 (Fifth-largest in CFB)
Surface: Tifway 419 Bermuda Hybrid Grass
Record at Neyland Stadium: 449-121-17 (.779)

HISTORY

First Year of Football: 1891
All-Time Overall Record: 811-367-53 (.680)
All-Time SEC Record: 325-192-19 (.624)
SEC Championships: 13
 (1998, 1997, 1990, 1989, 1985, 1969, 1967, 1956, 1951, 1946, 1940, 1939, 1938)
SEC Eastern Division Championships: 5
 (2007, 2004, 2001, 1998, 1997)
SEC Championship Games: 5
National Championships: 6
 (1998, 1967, 1951, 1950, 1940, 1938)
BCS Titles: 1 (1998)

TEAM INFORMATION

2014 Overall Record: 7-6
Home / Away / Neutral: 4-3 / 2-3 / 1-0
SEC Record: 3-5 **SEC Finish:** 4th East
Home / Away: 1-3 / 2-2

COACHING STAFF

Head Coach: Butch Jones
Assoc. Head Coach/Def. Line: Steve Stripling
Offensive Coordinator: Mike DeBord
Defensive Coordinator: John Jancek
Asst. Head Coach/Def. Backs: Willie Martinez
Wide Receivers/Pass. Coord.: Zach Azzanni
Running Backs/Rec. Coord.: Robert Gillespie
Tight Ends/Special Teams: Mark Elder
Offensive Line: Don Mahoney
Linebackers: Tommy Thigpen
Strength & Conditioning: Dave Lawson
Derek Day: Defensive GA
Merci Falaise: Offensive GA
Chase Gibson: Defensive Quality Control
Kevin Koger: Offensive Quality Control
Greg Meyer: Special Teams Quality Control
Nick Sheridan: Offensive GA
Stephen Smith: Defensive Quality Control
Tom Zagorski: Offensive Quality Control

MEDIA RELATIONS

Jason Yellin
 Assistant AD/Media Relations
 Cell: 865.314.0273
 Email: JYellin@utk.edu

MJ Burns
 Assistant Director/Media Relations
 Cell: 713.419.4583
 Email: MJBurns@utk.edu

Kellen Hiser
 Graduate Assistant/Media Relations
 Cell: 307.760.8261
 Email: KHiser@utk.edu

TABLE OF CONTENTS

GENERAL INFO

1	2015 Quick Facts
2	Table of Contents
3	Spring Notes
8	Numerical Roster
9	Pronunciation Guide
10	Alphabetical Roster
12	Lettermen Returning/Lost
12	Starters Returning/Lost
13	Positional Breakdown
14	Geographical Breakdown
15	2015 Opponents

STAFF

20	Butch Jones
22	Steve Stripling
22	Mike DeBord
23	John Jancek
24	Willie Martinez
24	Zach Azzanni
25	Mark Elder
26	Robert Gillespie
26	Don Mahoney
27	Tommy Thigpen
27	Dave Lawson
28	Mike Vollmar
28	Chris Spognardi
29	Bob Welton
29	Antone Davis
30	Joe Harrington
30	Condredge Holloway
31	Roger Frazier
31	Allison Maurer
31	Michael Szerszen
32	Jason McVeigh
32	Dr. Chris Klenck
33	GAs/Quality Control Assistants
35	Support Staff
36	Dr. Jimmy Cheek
36	Dr. Donald Bruce
37	Dave Hart
39	Executive Athletics Staff
40	Senior Athletics Staff

TENNESSEE VOLUNTEERS

38	Micah Abernathy
38	Ralph David Abernathy IV
39	Max Arnold
40	Patrick Ashford
40	Derek Barnett
42	Dillon Bates
42	Elliott Berry
43	Evan Berry
44	Dontavius Blair
44	Cody Blanc
45	Venzell Boulware
45	A.J. Branisel
46	Jocquez Bruce
46	Gavin Bryant
47	George Bullock
47	Andrew Butcher

48	Kenny Bynum
48	Neiko Creamer
49	Jason Croom
50	Mack Crowder
50	Trevor Daniel
51	Joshua Dobbs
52	Quinten Dormady
53	Thomas Edwards
53	Alex Ellis
54	Charles Folger
54	Malik Foreman
55	MaLeik Gatewood
55	Rashaan Gaulden
56	Matt Giampapa
56	Stephen Griffin
57	Chance Hall
57	Alton 'Pig' Howard
59	Jalen Hurd
60	Marcus Jackson
61	Zac Jancek
61	Jauan Jennings
62	Jakob Johnson
62	Johnathon Johnson
63	Alex Jones
64	Jack Jones
64	Sheriron Jones
64	Colton Jumper
65	Will Jumper
65	Alvin Kamara
66	John Kelly
66	Todd Kelly Jr.
67	Brett Kendrick
68	Kyler Kerbyson
68	Darrin Kirkland Jr.
69	Landon Knoll
69	Michael Lacey
69	LaTroy Lewis
70	Riley Lovingood
70	DaJour Maddox
71	Curt Maggitt
72	Josh Malone
73	Justin Martin
73	Will Martinez
74	Cortez McDowell
74	Kahlil McKenzie
75	LaDarrell McNeil
76	Aaron Medley
77	Darrell Miller
78	Dimarya Mixon
78	Emmanuel Moseley
79	Charles Mosley
79	Marquez North
81	Danny O'Brien
82	Kyler Oliver
82	Von Pearson
83	Vincent Perry
84	Kyle Phillips
84	Quay Picou
85	Brian Randolph
87	Ray Raulerson
87	Jalen Reeves-Maybin
88	Nate Renfro

89	Drew Richmond
89	Jashon Robertson
90	Austin Sanders
90	Quart'e Sapp
91	Trevarris Saulsberry
92	Austin Smith
92	Josh Smith
93	Jayson Sparks
93	Zach Stewart
94	Joe Stocstill
94	Cameron Sutton
96	Devaun Swafford
97	Darrell Taylor
97	Coleman Thomas
98	Laszlo Toser
98	Tommy Townsend
98	Shy Tuttle
99	Corey Vereen
100	Kendal Vickers
100	Chris Weatherd
101	Dylan Wiesman
101	Owen Williams
102	Preston Williams
103	Eli Wolf
103	Ethan Wolf
104	Joe Young

2014 REVIEW

106	Schedule and Results
107	Team Statistics
108	Red Zone Stats
111	Offensive Stats
112	Defensive Stats
113	Special Team Stats
114	Starting Experience
115	Team Totals
116	Participation
117	Team Superlatives
118	Individual Superlatives
119	Big Plays
120	The Last Time
122	Utah State Recap
123	Arkansas State Recap
124	Oklahoma Recap
125	Georgia Recap
126	Florida Recap
127	Chattanooga Recap
128	Ole Miss Recap
129	Alabama Recap
130	South Carolina Recap
131	Kentucky Recap
132	Missouri Recap
133	Vanderbilt Recap
134	TaxSlayer Bowl Recap

HISTORY

136	History Of Tennessee Football
142	Neyland Stadium History
145	Neyland Stadium Renovations
147	Attendance Records
148	Traditions



HONORS

152	College Football Hall of Fame
155	General Robert R. Neyland
157	Bowden Wyatt
158	Doug Dickey
159	Phillip Fulmer
160	National Awards
162	All-Americans
177	All-SEC First Team
179	All-SEC Second & Third Teams
181	SEC Awards
182	Freshmen Awards
183	SEC Weekly Honors
185	Tennessee Sports Hall of Fame
186	Hall of Fame & Other Honors
187	Spring Football Awards
188	Team Awards
189	Postseason All-Star Games
191	Academic Honors/Scholarships
193	Peyton Manning Scholarship
194	SEC Academic Honor Roll

VOLMANAC

198	Retired Numbers
199	All-Time Lettermen
213	All-SEC and All-Americans By Number
214	Head Football Managers
215	All-Time Uniform Numbers
229	Lettermen By Hometown
242	All-Time Football Staff
246	All-Time Graduate Assistants
248	All-Time Starting Lineups
249	Vols In NFL Draft History
256	Vols In Pro Football
263	Vols In The Super Bowl
263	Vols In The Pro Bowl
264	Year-By-Year Records
266	Coaching Records
267	Game-By-Game Results
283	Series Records vs. Opponents
284	All-Time Series Results

RECORDS

294	Overtime Records
295	Vols On Television
298	Margins/Streaks
299	Program Milestones
300	Homecoming
301	Tennessee in the Polls
302	Tennessee in the Final Polls
308	Tennessee vs. Ranked Opponents
311	All-Time Non-Saturday Games
312	Record By State
314	Record By Calendar Date
324	Miscellaneous Records
325	UT in NCAA/SEC Record Books
326	SEC/NCAA Statistical Champions
327	Individual Football Records
330	Team Offense Records
331	Team Defense Records
332	Total Offense Records
334	Passing Records
338	Rushing Records
339	200, 100-Yard Rushing Games
342	Receiving Records
343	200, 100-Yard Receiving Games
345	100-Yard Rushing/Receiving Games
346	All-Purpose Records
347	Scoring Records
349	Punting Records
350	Punt Returns Records
351	Kickoff Returns Records
352	Total Kick Returns Records
353	Defense Records
356	Offense Year-By-Year
357	Defense Year-By-Year
358	Season-By-Season Specialty Defense
359	Opponent Records
361	Bowl Game-By-Game History

362	Bowl Facts
363	Bowl Recaps
363	1931 NY Charity/1939 Orange
364	1940 Rose/1941 Sugar
365	1943 Sugar/1947 Orange
366	1951 Cotton
367	1952 Sugar/1953 Cotton
368	1957 Sugar/1957 Gator
369	1965 BlueBonnet/1966 Gator
370	1968 Orange/1969 Cotton
371	1969 Gator/1971 Sugar
372	1971 Liberty/1972 BlueBonnet
373	1973 Gator/1974 Liberty
374	1979 BlueBonnet/1981 Garden State
375	1982 Peach/1983 Florida Citrus
376	1984 Sun/1986 Sugar
377	1986 Liberty/1988 Peach
378	1990 Cotton/1991 Sugar
379	1992 Fiesta Bowl/1993 Hall of Fame
380	1994 Florida Citrus/1994 Gator
381	1996 Florida Citrus/1997 Florida Citrus
382	1998 Orange/1999 Fiesta
383	2000 Fiesta/2001 Cotton
384	2002 Florida Citrus/2002 Peach
385	2004 Peach/2005 Cotton
386	2007 Outback/2008 Outback
387	2009 Chick-Fil-A/2010 Music City
388	2015 TaxSlayer
389	Bowls Hall of Fame
390	Bowl Records
395	Opponent Individual Records
398	Opponent Team Records
403	JV Game-By-Game History
405	Vol Network
407	SEC Media Services
408	Tennessee Media Information

GUIDE CREDITS

The 2015 Tennessee Media Guide has been compiled from information originally presented on UTSports.com and previous Tennessee Football Guides.

Editors: Jason Yellin, Mary-Carter Kniffen, Jimmy Stanton, Jessie Butler, MJ Burns, Josh Lively, Forest Jersey

Cover Design: Jonathan King

Photography: Donald Page, Randy Sartin, Andrew Bruckse and UTAD Photography

Printing: CCM Photo Books, to purchase visit VolPhotoBooks.com

The University of Tennessee is an EEO/AA/Title VI/Title IX/Section 504/ADA/ADEA institution in the provision of its education and employment programs and services.

WHERE ARE THE COACHES?

Offensive Coord.	
Mike DeBord	Press Box
Defensive Coord.	
John Jancek	Sideline
Assoc. HC/Defensive Line	
Steve Stripling	Sideline
Asst. HC-Def./Def. Backs	
Willie Martinez	Press Box
Passing Game Coord./Wide Receivers	
Zach Azzanni	Sideline
Tight Ends/Special Teams	
Mark Elder	Press Box
Recruiting Coord./Running Backs	
Robert Gillespie	Sideline
Offensive Line	
Don Mahoney	Sideline
Linebackers	
Tommy Thigpen	Sideline

2015 NUMERICAL ROSTER

No.	Name	Pos.	Ht.	Wt.	Cl.	Hometown/High School/Previous School
1	Jalen Hurd	RB	6-3	230	SO	Hendersonville, Tenn./Beech Senior
1	Kahlil McKenzie	DL	6-3	327	FR	Walnut Creek, Calif./Clayton Valley Charter School
2	Pig Howard	WR	5-8	187	SR	Orlando, Fla./Edgewater
2	Shy Tuttle	DL	6-3	315	FR	Midway, N.C./North Davidson
3	Micah Abernathy	DB	6-0	186	FR	Atlanta, Ga./Greater Atlanta Christian
3	Josh Malone	WR	6-3	198	SO	Gallatin, Tenn./Station Camp
4	John Kelly	RB	5-10	200	FR	Detroit, Mich./Oak Park
4	LaTroy Lewis	DL	6-4	260	RS JR	Akron, Ohio/Archbishop Hoban
5	Ralph David Abernathy IV	RB	5-7	161	RS SR	Atlanta, Ga./Westminster School/Cincinnati
5	Kyle Phillips	DL	6-4	255	FR	Nashville, Tenn./Hillsboro
6	Alvin Kamara	RB	5-11	210	RS SO	Norcross, Ga./Norcross/Alabama/Hutchinson C.C. (Kansas)
6	Todd Kelly Jr.	DB	6-0	208	SO	Knoxville, Tenn./Webb School
7	Rashaan Gaulden	DB	6-1	184	SO	Spring Hill, Tenn./Independence
7	Preston Williams	WR	6-4	180	FR	Hampton, Ga./Lovejoy
8	Justin Martin	DB	6-2	173	SO	Antioch, Tenn./Overton/Northeast Oklahoma A&M
8	Marquez North	WR	6-4	224	JR	Charlotte, N.C./Mallard Creek
9	Derek Barnett	DE	6-3	268	SO	Nashville, Tenn./Brentwood Academy
9	Von Pearson	WR	6-3	187	SR	Newport News, Va./Denbigh/Feather River College (Calif.)
10	Patrick Ashford	H	6-0	207	RS SR	Morristown, Tenn./Morristown West/Carson-Newman
10	Vincent Perry	WR	5-10	170	FR	Nashville, Tenn./Hillsboro
11	Joshua Dobbs	QB	6-3	212	JR	Alpharetta, Ga./Alpharetta
11	Austin Smith	LB	6-3	234	FR	Buford, Ga./Buford
12	Quinten Dormady	QB	6-4	213	FR	Boerne, Texas/Boerne
12	Emmanuel Moseley	DB	5-11	175	SO	Greensboro, N.C./Dudley
13	Sherion Jones	QB	6-2	182	FR	Perris, Calif./Rancho Verde
13	Devaun Swafford	DB	5-11	192	JR	Kingsport, Tenn./Dobyns-Bennett
14	Zac Jancek	QB	6-5	195	FR	Knoxville, Tenn./Knoxville Catholic
14	Quart'e Sapp	LB	6-2	200	FR	Alpharetta, Ga./Milton
15	Jauan Jennings	QB	6-4	202	FR	Murfreesboro, Tenn./Blackman
17	Dillon Bates	LB	6-3	225	RS FR	Ponte Vedra Beach, Fla./Ponte Vedra
18	Jason Croom	WR	6-5	235	RS JR	Norcross, Ga./Norcross
19	Darrell Taylor	DL	6-4	228	FR	Waverly, Va./Hopewell
20	Cortez McDowell	LB	6-1	227	SO	Locust Grove, Ga./Locust Grove
21	Jalen Reeves-Maybin	LB	6-1	225	JR	Clarksville, Tenn./Northeast
21	Joe Young	RB	6-0	194	FR	Winnboro, S.C./Fairfield Central
22	Malik Foreman	DB	5-10	187	JR	Kingsport, Tenn./Dobyns-Bennett
23	Cameron Sutton	DB	6-1	189	JR	Jonesboro, Ga./Jonesboro
24	Michael Lacey	WR	5-8	165	FR	Nashville, Tenn./Montgomery Bell Academy
24	Darrell Miller	DB	5-10	170	FR	Cedar Hill, Texas/Cedar Hill
25	Aaron Medley	PK	6-2	189	SO	Lewisburg, Tenn./Marshall County
25	Josh Smith	WR	6-1	205	RS SO	Knoxville, Tenn./Christian Academy of Knoxville
26	Stephen Griffin	DB	6-2	202	FR	Charlotte, N.C./South Mecklenburg
27	Jocquez Bruce	WR	5-10	162	FR	Knoxville, Tenn./South Doyle
27	Tommy Townsend	P	6-1	168	FR	Orlando, Fla./Boone
29	Evan Berry	DB	5-11	208	SO	Fairburn, Ga./Creekside
31	Nate Renfro	P	6-1	205	RS SR	Brentwood, Tenn./Brentwood Academy/Maryland
33	LaDarrell McNeil	DB	6-1	206	SR	Dallas, Texas/Wilmer-Hutchins
34	Darrin Kirkland Jr.	LB	6-2	235	FR	Indianapolis, Ind./Lawrence Central
35	MaLeik Gatewood	DB	5-10	180	FR	Memphis, Tenn./Memphis University School
36	Gavin Bryant	LB	6-0	236	RS FR	Jackson, Ala./Jackson
37	Brian Randolph	DB	6-0	208	RS SR	Marietta, Ga./Kell
37	Jayson Sparks	RB	5-8	177	RS SO	Loganville, Ga./Grayson
39	Alex Jones	PK	5-5	136	FR	Knoxville, Tenn./Knoxville Catholic
39	Kendal Vickers	DL	6-3	288	RS SO	Havelock, N.C./Havelock
40	Dimarya Mixon	DL	6-3	270	SO	Compton, Calif./West Mesquite (Texas)
41	Elliott Berry	LB	6-0	217	SO	Fairburn, Ga./Creekside

No.	Name	Pos.	Ht.	Wt.	Cl.	Hometown/High School/Previous School
42	Chris Weatherd	DL	6-4	217	SR	Carrollton, Texas/Creekview/Trinity Valley C.C.
43	Laszlo Toser	PK	5-9	185	FR	Ooltewah, Tenn./Ooltewah
44	Jakob Johnson	LB	6-4	240	SO	Stuttgart, Germany/Jean Ribault (Fla.)
46	Max Arnold	DB	5-11	198	RS SR	McKenzie, Tenn./McKenzie
46	Riley Lovingood	LS	6-0	246	FR	Hendersonville, Tenn./Beech Senior
47	Landon Knoll	LB	6-3	210	FR	Nashville, Tenn./Father Ryan
47	Joe Stocstill	TE	6-2	234	RS JR	Lewisburg, Tenn./Cornersville
48	Alex Ellis	TE	6-4	236	RS SR	Del Mar, Del./Del Mar
48	DaJour Maddox	LB	6-1	200	FR	Stone Mountain, Ga./Druid Hills
50	Venzell Boulware	OL	6-3	303	FR	Union City, Ga./Creeside
50	Corey Vereen	DL	6-2	253	JR	Winter Garden, Fla./West Orange
51	Kenny Bynum	LB	6-1	250	RS JR	Jacksonville, Fla./Raines
51	Drew Richmond	OL	6-5	310	FR	Memphis, Tenn./Memphis University School
52	Andrew Butcher	DL	6-2	250	FR	Alpharetta, Ga./Alpharetta
53	Colton Jumper	LB	6-2	223	SO	Lookout Mountain, Tenn./Baylor School/The Hun School (NJ)
54	Zach Stewart	OL	6-4	310	FR	Coalfield, Tenn./Coalfield
55	Quay Picou	DL	6-1	263	FR	Sugar Hill, Ga./Buford
55	Coleman Thomas	OL	6-6	308	SO	Max Meadows, Va./Fort Chiswell
56	Curt Maggitt	LB/DL	6-3	246	RS SR	West Palm Beach, Fla./Dwyer
57	Mack Crowder	OL	6-2	290	RS SR	Bristol, Tenn./Tennessee HS
58	Owen Williams	DL	6-2	295	RS SR	Macon, Ga./Westside/Butler C.C. (Kan.)
59	Matt Giampapa	LS	6-0	217	RS SR	Jackson, Tenn./Univ. School of Jackson/Michigan State
60	Austin Sanders	OL	6-5	307	RS SO	Cleveland, Tenn./Bradley Central
63	Brett Kendrick	OL	6-6	308	RS SO	Knoxville, Tenn./Christian Academy of Knoxville
64	Ray Raulerson	OL	6-5	279	RS FR	Tampa, Fla./Plant Senior
66	Jack Jones	OL	6-5	289	FR	Murfreesboro, Tenn./Oakland
71	Dylan Wiesman	OL	6-3	305	JR	Cincinnati, Ohio/Colerain
73	Jashon Robertson	OL	6-3	310	SO	Nashville, Tenn./Montgomery Bell Academy
74	Dontavius Blair	OL	6-8	295	RS JR	Anniston, Ala./Anniston/Garden City C.C. (Kan.)
75	Marcus Jackson	OL	6-2	308	RS SR	Vero Beach, Fla./Vero Beach
76	Chance Hall	OL	6-5	317	FR	Roanoke, Va./Northside
77	Kyler Kerbyson	OL	6-4	317	RS SR	Knoxville, Tenn./Knoxville Catholic
78	Charles Mosley	OL	6-5	350	RS FR	Brighton, Tenn./Brighton
79	Thomas Edwards	OL	6-4	322	RS SO	Kingsport, Tenn./Dobyns-Bennett
80	Eli Wolf	TE	6-4	205	FR	Minster, Ohio/Minster
81	Johnathon Johnson	WR	5-9	185	SR	Friendswood, Texas/Friendswood/Blinn College
82	Ethan Wolf	TE	6-5	240	SO	Minster, Ohio/Minster
83	Cody Blanc	WR	6-3	202	RS JR	Knoxville, Tenn./Knoxville Central
85	Kyle Oliver	TE	6-4	226	FR	LaVergne, Tenn./Oakland
86	A.J. Branisel	TE	6-4	237	RS SO	South Euclid, Ohio/Notre Dame Cathedral Latin School
88	Neiko Creamer	TE	6-3	233	RS FR	Wilmington, Del./Eastern Christian Academy (Md.)
89	Will Jumper	TE	6-3	215	FR	Signal Mountain, Tenn./Baylor School
90	Charles Folger	DL	6-4	244	RS JR	Augusta, Ga./Lincoln County
93	Trevor Daniel	P	6-2	250	RS SO	Dickson, Tenn./Dickson County
95	Danny O'Brien	DL	6-2	282	RS SR	Flint, Mich./Powers Catholic
96	Trevarris Saulsberry	DL	6-4	308	RS SR	Gainesville, Fla./Gainesville
97	George Bullock	PK	6-0	210	RS JR	Knoxville, Tenn./West
--	Will Martinez	WR	5-10	175	SO	Knoxville, Tenn./Knoxville Catholic

GENERAL

STAFF

PLAYERS

REVIEW

HISTORY

HONORS

VOLMANAC

RECORDS



» PRONUNCIATION GUIDE

3	Micah Abernathy	my-CUH
83	Cody Blanc	BLANK
88	Neiko Creamer	neek-OH
44	Jakob Johnson	YAH-kub
56	Curt Maggitt	muh-JIT
40	Dimarya Mixon	duh-mar-EE-ay
8	Marquez North	mar-KWEZ

55	Quay Picou	KWAY pee-COO
73	Jashon Robertson	JAY-shon
14	Quart'e Sapp	quar-TAY
96	Trevarris Saulsberry	trah-VAR-iss
71	Dylan Wiesman	WISE-muhn
DC	John Jancek	jan-SICK

2015 ALPHABETICAL ROSTER

No.	Name	Pos.	Ht.	Wt.	Cl.	Hometown/High School/Previous School
5	Ralph David Abernathy IV	RB	5-7	161		RS SR Atlanta, Ga./Westminster School/Cincinnati
3	Micah Abernathy	DB	6-0	186	FR	Atlanta, Ga./Greater Atlanta Christian
46	Max Arnold	DB	5-11	198	RS SR	McKenzie, Tenn./McKenzie
10	Patrick Ashford	H	6-0	207	RS SR	Morristown, Tenn./Morristown West/Carson-Newman
9	Derek Barnett	DE	6-3	268	SO	Nashville, Tenn./Brentwood Academy
17	Dillon Bates	LB	6-3	225	RS FR	Ponte Vedra Beach, Fla./Ponte Vedra
41	Elliott Berry	LB	6-0	217	SO	Fairburn, Ga./Creekside
29	Evan Berry	DB	5-11	208	SO	Fairburn, Ga./Creekside
74	Dontavious Blair	OL	6-8	295	RS JR	Anniston, Ala./Anniston/Garden City C.C. (Kan.)
83	Cody Blanc	WR	6-3	202	RS JR	Knoxville, Tenn./Knoxville Central
50	Venzell Boulware	OL	6-3	303	FR	Union City, Ga./Creekside
86	A.J. Branisel	TE	6-4	237	RS SO	South Euclid, Ohio/Notre Dame Cathedral Latin School
27	Jocquez Bruce	WR	5-10	162	FR	Knoxville, Tenn./South Doyle
36	Gavin Bryant	LB	6-0	236	RS FR	Jackson, Ala./Jackson
97	George Bullock	PK	6-0	210	RS JR	Knoxville, Tenn./West
52	Andrew Butcher	DL	6-2	250	FR	Alpharetta, Ga./Alpharetta
51	Kenny Bynum	LB	6-1	250	RS JR	Jacksonville, Fla./Raines
88	Neiko Creamer	TE	6-3	233	RS FR	Wilmington, Del./Eastern Christian Academy (Md.)
18	Jason Croom	WR	6-5	235	RS JR	Norcross, Ga./Norcross
57	Mack Crowder	OL	6-2	290	RS SR	Bristol, Tenn./Tennessee HS
93	Trevor Daniel	P	6-2	250	RS SO	Dickson, Tenn./Dickson County
11	Joshua Dobbs	QB	6-3	212	JR	Alpharetta, Ga./Alpharetta
12	Quinten Dormady	QB	6-4	213	FR	Boerne, Texas/Boerne
79	Thomas Edwards	OL	6-4	322	RS SO	Kingsport, Tenn./Dobyns-Bennett
48	Alex Ellis	TE	6-4	236	RS SR	Del Mar, Del./Del Mar
90	Charles Folger	DL	6-4	244	RS JR	Augusta, Ga./Lincoln County
22	Malik Foreman	DB	5-10	187	JR	Kingsport, Tenn./Dobyns-Bennett
35	MaLeik Gatewood	DB	5-10	180	FR	Memphis, Tenn./Memphis University School
7	Rashaan Gaulden	DB	6-1	184	SO	Spring Hill, Tenn./Independence
59	Matt Giampapa	LS	6-0	217	RS SR	Jackson, Tenn./Univ. School of Jackson/Michigan State
26	Stephen Griffin	DB	6-2	202	FR	Charlotte, N.C./South Mecklenburg
76	Chance Hall	OL	6-5	317	FR	Roanoke, Va./Northside
2	Pig Howard	WR	5-8	187	SR	Orlando, Fla./Edgewater
1	Jalen Hurd	RB	6-3	230	SO	Hendersonville, Tenn./Beech Senior
75	Marcus Jackson	OL	6-2	308	RS SR	Vero Beach, Fla./Vero Beach
14	Zac Jancek	QB	6-5	195	FR	Knoxville, Tenn./Knoxville Catholic
15	Jauan Jennings	QB	6-4	202	FR	Murfreesboro, Tenn./Blackman
44	Jakob Johnson	LB	6-4	240	SO	Stuttgart, Germany/Jean Ribault (Fla.)
81	Johnathon Johnson	WR	5-9	185	SR	Friendswood, Texas/Friendswood/Blinn College
39	Alex Jones	PK	5-5	136	FR	Knoxville, Tenn./Knoxville Catholic
66	Jack Jones	OL	6-5	289	FR	Murfreesboro, Tenn./Oakland
13	Sheriron Jones	QB	6-2	182	FR	Perris, Calif./Rancho Verde
53	Colton Jumper	LB	6-2	223	SO	Lookout Mountain, Tenn./Baylor School/The Hun School (NJ)
89	Will Jumper	TE	6-3	215	FR	Signal Mountain, Tenn./Baylor School
6	Alvin Kamara	RB	5-11	210	RS SO	Norcross, Ga./Norcross/Alabama/Hutchinson C.C. (Kansas)
4	John Kelly	RB	5-10	200	FR	Detroit, Mich./Oak Park
6	Todd Kelly Jr.	DB	6-0	208	SO	Knoxville, Tenn./Webb School
63	Brett Kendrick	OL	6-6	308	RS SO	Knoxville, Tenn./Christian Academy of Knoxville
77	Kyler Kerbyson	OL	6-4	317	RS SR	Knoxville, Tenn./Knoxville Catholic
34	Darrin Kirkland Jr.	LB	6-2	235	FR	Indianapolis, Ind./Lawrence Central
47	Landon Knoll	LB	6-3	210	FR	Nashville, Tenn./Father Ryan
24	Michael Lacey	WR	5-8	165	FR	Nashville, Tenn./Montgomery Bell Academy
4	LaTroy Lewis	DL	6-4	260	RS JR	Akron, Ohio/Archbishop Hoban
46	Riley Lovingood	LS	6-0	246	FR	Hendersonville, Tenn./Beech Senior
48	DaJour Maddox	LB	6-1	200	FR	Stone Mountain, Ga./Druid Hills
56	Curt Maggitt	LB/DL	6-3	246	RS SR	West Palm Beach, Fla./Dwyer

No.	Name	Pos.	Ht.	Wt.	Cl.	Hometown/High School/Previous School
3	Josh Malone	WR	6-3	198	SO	Gallatin, Tenn./Station Camp
8	Justin Martin	DB	6-2	173	SO	Antioch, Tenn./Overton/Northeast Oklahoma A&M
--	Will Martinez	WR	5-10	175	SO	Knoxville, Tenn./Knoxville Catholic
20	Cortez McDowell	LB	6-1	227	SO	Locust Grove, Ga./Locust Grove
1	Kahlil McKenzie	DL	6-3	327	FR	Walnut Creek, Calif./Clayton Valley Charter School
33	LaDarrell McNeil	DB	6-1	206	SR	Dallas, Texas/Wilmer-Hutchins
25	Aaron Medley	PK	6-2	189	SO	Lewisburg, Tenn./Marshall County
24	Darrell Miller	DB	5-10	170	FR	Cedar Hill, Texas/Cedar Hill
40	Dimarya Mixon	DL	6-3	270	SO	Compton, Calif./West Mesquite (Texas)
12	Emmanuel Moseley	DB	5-11	175	SO	Greensboro, N.C./Dudley
78	Charles Mosley	OL	6-5	350	RS FR	Brighton, Tenn./Brighton
8	Marquez North	WR	6-4	224	JR	Charlotte, N.C./Mallard Creek
95	Danny O'Brien	DL	6-2	282	RS JR	Flint, Mich./Powers Catholic
85	Kyle Oliver	TE	6-4	226	FR	LaVergne, Tenn./Oakland
9	Von Pearson	WR	6-3	187	SR	Newport News, Va./Denbigh/Feather River College (Calif.)
10	Vincent Perry	WR	5-10	170	FR	Nashville, Tenn./Hillsboro
5	Kyle Phillips	DL	6-4	255	FR	Nashville, Tenn./Hillsboro
55	Quay Picou	DL	6-1	263	FR	Sugar Hill, Ga./Buford
37	Brian Randolph	DB	6-0	208	RS SR	Marietta, Ga./Kell
64	Ray Raulerson	OL	6-5	279	RS FR	Tampa, Fla./Plant Senior
21	Jalen Reeves-Maybin	LB	6-1	225	JR	Clarksville, Tenn./Northeast
31	Nate Renfro	P	6-1	205	RS SR	Brentwood, Tenn./Brentwood Academy/Maryland
51	Drew Richmond	OL	6-5	310	FR	Memphis, Tenn./Memphis University School
73	Jashon Robertson	OL	6-3	310	SO	Nashville, Tenn./Montgomery Bell Academy
60	Austin Sanders	OL	6-5	307	RS SO	Cleveland, Tenn./Bradley Central
14	Quart'e Sapp	LB	6-2	200	FR	Alpharetta, Ga./Milton
96	Trevarris Saulsberry	DL	6-4	308	RS SR	Gainesville, Fla./Gainesville
11	Austin Smith	LB	6-3	234	FR	Buford, Ga./Buford
25	Josh Smith	WR	6-1	205	RS SO	Knoxville, Tenn./Christian Academy of Knoxville
37	Jayson Sparks	RB	5-8	177	RS SO	Loganville, Ga./Grayson
54	Zach Stewart	OL	6-4	310	FR	Coalfield, Tenn./Coalfield
47	Joe Stocstill	TE	6-2	234	RS JR	Lewisburg, Tenn./Cornersville
23	Cameron Sutton	DB	6-1	189	JR	Jonesboro, Ga./Jonesboro
13	Devaun Swafford	DB	5-11	192	JR	Kingsport, Tenn./Dobyns-Bennett
19	Darrell Taylor	DL	6-4	228	FR	Waverly, Va./Hopewell
55	Coleman Thomas	OL	6-6	308	SO	Max Meadows, Va./Fort Chiswell
43	Laszlo Toser	PK	5-9	185	FR	Ooltewah, Tenn./Ooltewah
27	Tommy Townsend	P	6-1	168	FR	Orlando, Fla./Boone
2	Shy Tuttle	DL	6-3	315	FR	Midway, N.C./North Davidson
50	Corey Vereen	DL	6-2	253	JR	Winter Garden, Fla./West Orange
39	Kendal Vickers	DL	6-3	288	RS SO	Havelock, N.C./Havelock
42	Chris Weatherd	DL	6-4	217	SR	Carrollton, Texas/Creekview/Trinity Valley C.C.
71	Dylan Wiesman	OL	6-3	305	JR	Cincinnati, Ohio/Colerain
58	Owen Williams	DL	6-2	295	RS SR	Macon, Ga./Westside/Butler C.C. (Kan.)
7	Preston Williams	WR	6-4	180	FR	Hampton, Ga./Lovejoy
80	Eli Wolf	TE	6-4	205	FR	Minster, Ohio/Minster
82	Ethan Wolf	TE	6-5	240	SO	Minster, Ohio/Minster
21	Joe Young	RB	6-0	194	FR	Winnsboro, S.C./Fairfield Central

GENERAL

STAFF

PLAYERS

REVIEW

HISTORY

HONORS

VOLMANAC

RECORDS



» PRONUNCIATION GUIDE

3	Micah Abernathy	my-CUH
83	Cody Blanc	BLANK
88	Neiko Creamer	neek-OH
44	Jakob Johnson	YAH-kub
56	Curt Maggitt	muh-JIT
40	Dimarya Mixon	duh-mar-EE-ay
8	Marquez North	mar-KWEZ

55	Quay Picou	KWAY pee-COO
73	Jashon Robertson	JAY-shon
14	Quart'e Sapp	quar-TAY
96	Trevarris Saulsberry	trah-VAR-iss
71	Dylan Wiesman	WISE-muhn
DC	John Jancek	jan-SICK

LETTERMEN RETURNING/LOST

RETURNING (50)

OFFENSE (22)

Quarterbacks (1)

Joshua Dobbs**

Running Backs (1)

Jalen Hurd*

Wide Receivers (8)

Cody Blanc**
Jason Croom**
Pig Howard***
Johnathon Johnson**
Josh Malone*
Marquez North**
Josh Smith*
Von Pearson*

Tight Ends (4)

A.J. Branisel*
Alex Ellis*
Joe Stocstill**
Ethan Wolf*

Offensive Linemen (8)

Mack Crowder**
Marcus Jackson***
Brett Kendrick*
Kyler Kerbyson***
Jashon Robertson*
Austin Sanders*
Coleman Thomas*
Dylan Wiesman**

SPECIALISTS (3)

Patrick Ashford* (H)
Matt Giampapa* (LS)
Aaron Medley* (PK)

DEFENSE (25)

Def. Linemen (9)

Dimarya Mixon*
LaTroy Lewis**
Derek Barnett*
Kendal Vickers*
Chris Weatherd*
Corey Vereen**
Owen Williams*
Danny O'Brien**
Trevarris Saulsberry***

Linebackers (6)

Cortez McDowell*
Jakob Johnson*
Kenny Bynum**
Elliott Berry*
Jalen Reeves-Maybin**
Curt Maggitt***

Defensive Backs (10)

Todd Kelly Jr.*
Rashaan Gaulden*

Emmanuel Moseley*
Evan Berry*
LaDarrell McNeil***
Malik Foreman**
Cameron Sutton**
Devaun Swafford**
Brian Randolph***
Max Arnold**

LOST (24)

OFFENSE (14)

WR Drae Bowles*
WR Jacob Carter***
TE Brendan Downs****
OL Jacob Gilliam*
TE Daniel Helm*
WR Ryan Jenkins*
RB Marlin Lane****
OL Marques Pair*
QB Nathan Peterman**
RB Justus Pickett*

RB Deanthonie Summerhill**
WR Vic Wharton*
QB Justin Worley****
RB Devrin Young***

DEFENSE (8)

DB Justin Coleman***
LB Gregory Grieco*
DL Dewayne Hendrix*
LB A.J. Johnson****
DB Lemond Johnson**

LB Justin King**
DL Jaylen Miller*
DB Geraldo Orta**
DB D'Andre Payne*
DL Jordan Williams****
DB Michael Williams*

SPECIALISTS (2)

PK/P Derrick Brodus**
P Matt Darr**

STARTERS RETURNING/LOST

RETURNING (21)

OFFENSE (10)

QB Joshua Dobbs
TE Ethan Wolf
LT Kyler Kerbyson
LG Marcus Jackson
C Mack Crowder
RG Jashon Robertson
WR Marquez North
WR Pig Howard
TB Jalen Hurd
WR Josh Malone

DEFENSE (8)

DE Derek Barnett
NG Danny O'Brien
LE Corey Vereen
WLB Jalen Reeves-Maybin
SLB Curt Maggitt
CB Cameron Sutton
FS LaDarrell McNeil
SS Brian Randolph

SPECIALISTS (3)

H Patrick Ashford
LS Matt Giampapa
PK Aaron Medley

LOST (6)

OFFENSE (2)

RT Jacob Gilliam
QB Justin Worley

DEFENSE (3)

DT Jordan Williams
MLB A.J. Johnson
NK/CB Justin Coleman

SPECIALISTS (1)

P Matt Darr

* - Indicates letters won



POSITIONAL BREAKDOWN

QUARTERBACK

Returning (1)

Joshua Dobbs	Jr.	2L
--------------	-----	----

Additions (4)

Quinten Dormady	Fr.	HS
Zac Jancek	Fr.	HS
Jauan Jennings	Fr.	HS
Sheriron Jones	Fr.	HS

Lettermen Lost (2)

Nathan Peterman	R-So.	1L
Justin Worley	Sr.	4L

RUNNING BACK

Returning (2)

Jalen Hurd	So.	1L
Jayson Sparks	R-So	SQ

Additions (4)

Ralph David Abernathy IV	RS Sr.	TR
Alvin Kamara	R-So.	JC
John Kelly	Fr.	HS
Joe Young	Fr.	HS

Lettermen Lost (4)

Marlin Lane	Sr.	4L
Justus Pickett	R-Jr.	1L
Deanthonie Summerhill	R-Sr.	2L
Devrin Young	Sr.	4L

WIDE RECEIVER

Returning (8)

Cody Blanc	R-Jr.	2L
Jason Croom	R-Jr.	2L
Pig Howard	Sr.	3L
Johnathon Johnson	Sr.	2L
Josh Malone	So.	1L
Marquez North	Jr.	2L
Von Pearson	Sr.	1L
Josh Smith	R-So.	1L

Additions (5)

Jocquez Bruce	Fr.	HS
Michael Lacey	Fr.	HS
Will Martinez	So.	HS
Vincent Perry	Fr.	HS
Preston Williams	Fr.	HS

Lettermen Lost (4)

Dræ Bowles	R-So.	1L
Jacob Carter	R-Sr.	2L
Ryan Jenkins	R-Fr.	1L
Vic Wharton	Fr.	1L

TIGHT END

Returning (5)

Neiko Creamer	R-Fr.	RS
A.J. Branisel	R-So.	1L
Alex Ellis	R-Sr.	1L
Joe Stocstill	R-Jr.	2L
Ethan Wolf	So.	1L

Additions (3)

Will Jumper	Fr.	HS
Kyle Oliver	Fr.	HS
Eli Wolf	Fr.	HS

Lettermen Lost (2)

Brendan Downs	Sr.	4L
Daniel Helm	Fr.	1L

OFFENSIVE LINE

Returning (12)

Dontavius Blair	R-Jr.	RS
Mack Crowder	R-Sr.	2L
Thomas Edwards	R-So.	SQ
Marcus Jackson	R-Sr.	3L
Brett Kendrick	R-So.	1L
Kyler Kerbyson	R-Sr.	3L
Ray Raulerson	R-Fr.	RS
Jashon Robertson	So.	1L
Austin Sanders	R-So.	SQ
Coleman Thomas	So.	1L
Dylan Wiesman	Jr.	2L
Charles Mosley	R-Fr.	RS

Additions (6)

Venzell Boulware	Fr.	HS
Chance Hall	Fr.	HS
Jack Jones	Fr.	HS
Drew Richmond	Fr.	HS
Zach Stewart	Fr.	HS

Lettermen Lost (2)

Jacob Gilliam	R-Sr.	1L
Marques Pair	R-Sr.	1L

DEFENSIVE LINE

Returning (10)

Derek Barnett	So.	1L
Charles Folger	R-Jr.	SQ
LaTroy Lewis	R-Jr.	2L
Dimarya Mixon	So.	1L
Danny O'Brien	R-Jr.	2L
Trevarris Saulsberry	R-Sr.	3L
Corey Vereen	Jr.	2L
Kendal Vickers	R-So.	SQ
Chris Weatherd	Sr.	1L
Owen Williams	R-Sr.	1L

Additions (6)

Andrew Butcher	Fr.	HS
Kahlil McKenzie	Fr.	HS
Kyle Phillips	Fr.	HS
Quay Picou	Fr.	HS
Darrell Taylor	Fr.	HS
Shy Tuttle	Fr.	HS

Lettermen Lost (2)

Jaylen Miller	So.	1L
Jordan Williams	Sr.	4L

LINEBACKERS

Returning (9)

Dillon Bates	R-Fr.	RS
Elliott Berry	So.	1L

Gavin Bryant	R-Fr.	RS
Kenny Bynum	R-Jr.	2L
Jakob Johnson	So.	1L
Colton Jumper	So.	SQ
Curt Maggitt	R-Sr.	3L
Cortez McDowell	So.	1L
Jalen Reeves-Maybin	Jr.	2L

Additions (5)

Darrin Kirkland Jr.	Fr.	HS
Landon Knoll	Fr.	HS
DaJour Maddox	Fr.	HS
Quart'e Sapp	Fr.	HS
Austin Smith	Fr.	HS

Lettermen Lost (3)

Gregory Grieco	R-Sr.	1L
Justin King	R-So.	2L
A.J. Johnson	Sr.	4L

DEFENSIVE BACKS

Returning (10)

Max Arnold	R-Sr.	2L
Evan Berry	So.	1L
Malik Foreman	Jr.	2L
Rashaan Gaulden	So.	1L
Todd Kelly Jr.	So.	1L
LaDarrell McNeil	Sr.	3L
Emmanuel Moseley	So.	1L
Brian Randolph	R-Sr.	3L
Cameron Sutton	Jr.	2L
Devaun Swafford	Jr.	2L

Additions (5)

Micah Abernathy	Fr.	HS
MaLeik Gatewood	Fr.	HS
Stephen Griffin	Fr.	HS
Justin Martin	So.	JC
Darrell Miller	Fr.	HS

Lettermen Lost (5)

Justin Coleman	Sr.	4L
Lemond Johnson	Jr.	2L
Geraldo Orta	R-Jr.	2L
D'Andre Payne	Fr.	1L
Michael Williams	R-So.	1L

SPECIALISTS

Returning (5)

Patrick Ashford (H)	R-Sr.	1L
George Bullock (PK)	R-Jr.	SQ
Trevor Daniel (P)	R-So.	SQ
Matt Giampapa (LS)	R-Sr.	1L
Aaron Medley (PK)	So.	1L

Additions (5)

Riley Lovingood (LS)	Fr.	HS
Nate Renfro (P)	R-Sr.	TR
Tommy Townsend (P)	Fr.	HS
Laszlo Toser (PK)	Fr.	HS
Alex Jones (PK)	Fr.	HS

Lettermen Lost (2)

Derrick Brodus (PK/P)	R-Sr.	2L
Matt Darr (P)	R-Sr.	3L

■ GEOGRAPHICAL BREAKDOWN



VOLS REPRESENT 13 STATES, 2 COUNTRIES

UNITED STATES (103)

ALABAMA (2)

Anniston - Dontavius Blair
Jackson - Gavin Bryant

CALIFORNIA (3)

Compton - Dimarya Mixon
Perris - Sheriron Jones
Walnut Creek - Kahlil McKenzie

DELAWARE (2)

Del Mar - Alex Ellis
Wilmington - Neiko Creamer

FLORIDA (9)

Gainesville - Trevarris Saulsberry
Jacksonville - Kenny Bynum
Orlando - Pig Howard, Tommy Townsend
Ponte Verda Beach - Dillon Bates
Tampa - Ray Raulerson
Vero Beach - Marcus Jackson
West Palm Beach - Curt Maggitt
Winter Garden - Corey Vereen

GEORGIA (20)

Alpharetta - Andrew Butcher, Joshua Dobbs, Quart'e Sapp
Atlanta - Micah Abernathy, Ralph David Abernathy IV
Augusta - Charles Folger
Budford - Austin Smith
Fairburn - Elliott Berry, Evan Berry
Hampton - Preston Williams
Jonesboro - Cameron Sutton
Locust Grove - Cortez McDowell
Loganville - Jayson Sparks
Marietta - Brian Randolph
Macon - Owen Williams
Norcross - Jason Croom, Alvin Kamara
Stone Mountain - DaJour Maddox

Sugar Hill - Quay Picou
Union City - Venzell Boulware

INDIANA (1)

Indianapolis - Darrin Kirkland, Jr.

MICHIGAN (2)

Detroit - John Kelly
Flint - Danny O'Brien

NORTH CAROLINA (5)

Charlotte - Stephen Griffin, Marquez North
Greensboro - Emmanuel Moseley
Havelock - Kendal Vickers
Midway - Shy Tuttle

OHIO (5)

Akron - LaTroy Lewis
Cincinnati - Dylan Wiesman
Minster - Eli Wolf, Ethan Wolf
South Euclid - A.J. Branisel

SOUTH CAROLINA (1)

Winnsboro - Joe Young

TENNESSEE (44)

Antioch - Justin Martin
Brentwood - Nate Renfro
Brighton - Charles Mosley
Bristol - Mack Crowder
Clarksville - Jalen Reeves-Maybin
Cleveland - Austin Sanders
Coalfield - Zach Stewart
Dickson - Trevor Daniel
Gallatin - Josh Malone
Hendersonville - Jalen Hurd, Riley Lovingood
Jackson - Matt Giampapa
Kingsport - Thomas Edwards, Malik Foreman, Devaun Swafford
Knoxville - Cody Blanc, Jocquez Bruce, George Bullock, Zac Jancek,

Alex Jones, Todd Kelly, Jr., Brett Kendrick, Tyler Kerbyson, Will Martinez, Josh Smith

LaVergne - Kyle Oliver

Lewisburg - Aaron Medley, Joe Stocstill

Lookout Mountain - Colton Jumper, Will Jumper

Memphis - MaLeik Gatewood, Drew Richmond

McKenzie - Max Arnold

Morristown - Patrick Ashford

Murfreesboro - Juan Jennings, Jack Jones

Nashville - Derek Barnett, Landon Knoll, Michael Lacey, Vincent Perry, Kyle Phillips, Jashon Robertson

Ooltawah - Laszlo Toser

Spring Hill - Rashaan Gaulden

TEXAS (5)

Boerne - Quinten Dormady

Carrollton - Chris Weatherd

Cedar Hill - Darrell Miller

Dallas - LaDarrell McNeil

Friendswood - Johnathon Johnson

VIRGINIA (4)

Max Meadows - Coleman Thomas

Newport News - Von Pearson

Roanoke - Chance Hall

Waverly - Darrell Taylor

GERMANY (1)

Stuttgart - Jakob Johnson



BOWLING GREEN FALCONS

9-5 | NASHVILLE, TENN.

QUICK FACTS

Location: Bowling Green, Ohio
Colors: Orange and Brown
Stadium: Doyt L. Perry Stadium (24,000)
Conference: Mid-American
Head Coach: Dino Babers (2nd season)
Career Record/at BGSU: 27-13/8-6
Series: First Meeting
At Knoxville: None
Last Meeting: None
2014 Overall Record: 8-6
2014 Conf. Record/Finish: 5-3/1st East
2014 Bowl/Final Rank: Raycom Media Camellia (W, 33-28 vs. S. Alabama)/ NR
Starters Ret./Lost: 15/9

MEDIA INFO

Media Contact: Scott Swegan
Phone: (419) 372-7105
Email: swegans@bgsu.edu
Web Site: BGSUFalcons.com

2015 SCHEDULE

Sep. 5	vs. Tennessee (Nashville)
Sep. 12	at Maryland
Sep. 19	Memphis
Sep. 26	at Purdue
Oct. 3	at Buffalo
Oct. 10	UMass
Oct. 17	Akron
Oct. 24	at Kent State
Nov. 4	Ohio
Nov. 11	at Western Michigan
Nov. 17	Toledo
Nov. 24	at Ball State

GAME NOTES

- First all-time meeting between the schools.
- Tennessee is 5-0 against Mid-American opponents all time.
- Butch Jones coached in the MAC at Central Michigan as a position coach from 1998-2001, an offensive coordinator from 2002-2004, and head coach from 2007-2009.
- Jones' Central Michigan team defeated Bowling Green, 24-10, in 2009.
- The Vols are 1-1 all time at LP Field, last losing the Music City Bowl, 30-27, in two overtimes to North Carolina, 12/30/10. Tennessee's last regular season game at LP Field was 2002 opener in a 47-7 victory against Wyoming, 8/31/02.

OKLAHOMA SOONERS

9-12 | KNOXVILLE

QUICK FACTS

Location: Norman, Okla.
Colors: Crimson and Cream
Stadium: Gaylord Family - Oklahoma Memorial Stadium (84,112)
Conference: Big 12
Head Coach: Bob Stoops (17th season)
Career Record/at OU: 168-44/Same
Series: 2-1 OU
At Knoxville: None
Last Meeting: L, 34-10, 9/13/14
2014 Overall Record: 8-5
2014 Conf. Record/Finish: 5-4/4th
2014 Bowl/Final Rank: Russell Athletic (L, 40-6, vs. Clemson)/None
Starters Ret./Lost: 13/11

MEDIA INFO

Media Contact: Pete Moris
Phone: (405) 325-0096
Email: pmoris@ou.edu
Web Site: SoonerSports.com

2015 SCHEDULE

Sep. 5	Akron
Sep. 12	at Tennessee
Sep. 19	Tulsa
Oct. 3	West Virginia
Oct. 10	vs. Texas (Dallas)
Oct. 17	at Kansas State
Oct. 24	Texas Tech
Oct. 31	at Kansas
Nov. 7	Iowa State
Nov. 14	at Baylor
Nov. 21	TCU
Nov. 28	at Oklahoma State

GAME NOTES

- This will be the Sooners first ever game in Knoxville.
- Tennessee is 9-7 against the current Big 12 programs all time.
- The Vols have not hosted a Big 12 opponent in Knoxville since 1997, when Texas Tech opened the season at Neyland Stadium.
- The first two meetings between the Vols and the Sooners both came in Orange Bowls.
- Tennessee beat Oklahoma 17-0 in the 1939 Orange Bowl on the way to winning the 1938 National Championship.
- The other meeting came in the 1968 Orange Bowl, a 26-24 Sooners' victory.
- It is the second season the Vols will face off against both of the Stoop brothers. Bob's brother, Mark, is the head coach at Kentucky.
- Butch Jones coached his Cincinnati team to a narrow 30-29 defeat to Oklahoma at Paul Brown Stadium on Sept. 25, 2010.

WESTERN CAROLINA CATAMOUNTS

9-19 | KNOXVILLE

QUICK FACTS

Location: Cullowhee, N.C.
Colors: Purple and Gold
Stadium: Bob Waters Field at E.J. Whitmore Stadium (13,742)
Conference: Southern
Head Coach: Mark Speir (4th season)
Career Record/at WCU: 10-25/Same
Series: First Meeting
At Knoxville: None
Last Meeting: None
2014 Overall Record: 7-5
2014 Conf. Record/Finish: 5-2/3rd
2014 Bowl/Final Rank: None
Starters Ret./Lost: 20/4

MEDIA INFO

Media Contact: Daniel Hooker
Phone: (828) 227-2339
Email: dhooker@email.wcu.edu
Web Site: CatamountSports.com

2015 SCHEDULE

Sep. 5	Mars Hill
Sep. 12	at The Citadel
Sep. 26	at Tennessee
Oct. 3	Presbyterian
Oct. 10	Mercer
Oct. 17	at Wofford
Oct. 24	Samford
Oct. 31	at Chattanooga
Nov. 7	Furman
Nov. 14	at Texas A&M
Nov. 21	at VMI

GAME NOTES

- First all-time meeting between the schools.
- The campuses of the two teams are located less than 70 miles apart, with the Great Smoky Mountains in between.
- This marks the fourth consecutive year that Western Carolina has played an SEC team. The Catamounts are 0-3 against SEC teams the past three seasons.
- Tennessee hosts a FCS foe for the sixth year in a row: 2010 UT Martin (50-0), 2011 Montana (42-16), 2012 Georgia State (51-13), 2013 Austin Peay (45-0) and 2014 Chattanooga (45-10).



**FLORIDA
GATORS**

9-26 | GAINESVILLE, FLA.

QUICK FACTS

Location: Gainesville, Fla.
Colors: Orange and Blue
Stadium: Ben Hill Griffin Stadium (88,548)
Conference: Southeastern (East)
Head Coach: Jim McElwain (1st season)
Career Record/at UF: 22-16/None
Series: 24-19 UF
At Gainesville: 12-5 UF
Last Meeting: L, 9-10, 10/04/14
2014 Overall Record: 7-5
2014 Conf. Record/Finish: 4-4/3rd East
2014 Bowl/Final Rank: Birmingham (W, 28-20, vs. East Carolina)/None
Starters Ret./Lost: 11/13

MEDIA INFO

Media Contact: Steve McClain
Phone: (352) 375-4683
Email: SteveM@Gators.ufl.edu
Web Site: GatorZone.com

2015 SCHEDULE

Sep. 5	New Mexico State
Sep. 12	East Carolina
Sep. 19	at Kentucky
Sep. 26	Tennessee
Oct. 3	Ole Miss
Oct. 10	at Missouri
Oct. 17	at LSU
Oct. 31	vs. Georgia (Jacksonville)
Nov. 7	Vanderbilt
Nov. 14	at South Carolina
Nov. 21	Florida Atlantic
Nov. 28	Florida State

GAME NOTES

- Florida has won the last 10 meetings, its longest winning streak against UT, to take a 25-19 series lead. The Vols last defeated the Gators, 30-28, at home in 2004 while also winning in Gainesville, 24-10, in 2003.
- Wide receivers coach Zach Azzanni was an assistant coach at Florida during the 2010 season.
- Running backs coach Robert Gillespie was a four-year letterwinner for the Gators from 1998-01, serving as team captain in his senior season.
- The game will be first-year Florida Head Coach Jim McElwain's first SEC home game.



**ARKANSAS
RAZORBACKS**

10-3 | KNOXVILLE

QUICK FACTS

Location: Fayetteville, Ark.
Colors: Cardinal and White
Stadium: Frank Boyles Field at Reynolds Razorback Stadium (72,000)
Conference: Southeastern (West)
Head Coach: Bret Bielema (3rd season)
Career Record/at ARK: 78-39/10-15
Series: 13-4 UT
At Knoxville: 11-1 Ark.
Last Meeting: L, 7-49, 11/12/11
2014 Overall Record: 7-6
2014 Conf. Record/Finish: 2-6/7th West
2014 Bowl/Final Rank: Advocare V100 Texas (W, 31-17, vs. Texas)/None
Starters Ret./Lost: 16/8

MEDIA INFO

Media Contact: Brett Brecheisen
Phone: (479) 575-7430
Email: bbrech@uark.edu
Web Site: ArkansasRazorbacks.com

2015 SCHEDULE

Sep. 5	Texas-El Paso
Sep. 12	Toledo (Little Rock)
Sep. 19	Texas Tech
Sep. 26	vs. Texas A&M (Dallas)
Oct. 3	at Tennessee
Oct. 1	at Alabama
Oct. 24	Auburn
Oct. 31	Tennessee-Martin
Nov. 7	at Ole Miss
Nov. 14	at LSU
Nov. 21	Mississippi State
Nov. 28	Missouri

GAME NOTES

- Tennessee is 13-4 all time against the Razorbacks.
- UT is 6-1 all-time versus Arkansas in Knoxville, winning the last matchup 34-13 on Nov. 10, 2007.
- The previous game in Knoxville was Tennessee's epic six-overtime victory over the Razorbacks, 41-38, the longest game in UT football history.
- The Vols have lost nine straight games against SEC West opponents.



**GEORGIA
BULLDOGS**

10-10 | KNOXVILLE

QUICK FACTS

Location: Athens, Ga.
Colors: Black and Red
Stadium: Sanford Stadium (92,746)
Conference: Southeastern (East)
Head Coach: Mark Richt (15th season)
Career Record/at UGA: 136-48/Same
Series: 21-21-2
At Knoxville: 11-11-1
Last Meeting: L, 32-35, 9/27/14
2014 Overall Record: 10-6
2014 Conf. Record/Finish: 6-2/2nd
2014 Bowl/Final Rank: Belk (W, 37-14, vs. Louisville)/AP-9, CFP-13
Starters Ret./Lost: 12/12

MEDIA INFO

Media Contact: Claude Felton
Phone: (706) 542-9036
Email: cfelton@sports.uga.edu
Web Site: GeorgiaDogs.com

2015 SCHEDULE

Sep. 5	Louisiana-Monroe
Sep. 12	at Vanderbilt
Sep. 19	South Carolina
Sep. 26	Southern University
Oct. 3	Alabama
Oct. 10	at Tennessee
Oct. 17	Missouri
Oct. 31	vs. Florida (Jacksonville)
Nov. 7	Kentucky
Nov. 14	at Auburn
Nov. 21	Georgia Southern
Nov. 28	at Georgia Tech

GAME NOTES

- The series record between the two teams is 21-21-2.
- The Vols have lost five straight matchups with the Bulldogs. The Vols last win over Georgia was a 45-19 victory in Knoxville in 2009.
- The last four meetings between Georgia and Tennessee have been decided by eight points or fewer (UGA 20-12 in 2011; UGA 51-44 in 2012; UGA 34-31 (OT) in 2013; UGA 35-32 in 2014).
- Butch Jones is 0-3 all-time against UGA with two narrow losses at Tennessee. Georgia defeated his Central Michigan team 56-17 in 2008.



ALABAMA CRIMSON TIDE

10-24 | TUSCALOOSA, ALA.

QUICK FACTS

Location: Tuscaloosa, Ala.
Colors: Crimson and White
Stadium: Bryant-Denny Stadium (101,821)
Conference: Southeastern (West)
Head Coach: Nick Saban (8th season)
Career Record/at UA: 177-59-1/86-17
Series: 52-38-7 UA
At Tuscaloosa: 31-15-6 UA
Last Meeting: L, 20-34, 10/25/14
2014 Overall Record: 12-2
2014 Conf. Record/Finish: 7-1/1st West
2013 Bowl/Final Rank: Allstate Sugar - CFP Semifinal (L, 42-35 vs. Ohio State)/AP-4, CFP-1
Starters Ret./Lost: 11/13

MEDIA INFO

Media Contact: Jeff Purinton
Phone: (205) 348-6084
Email: jpurinton@ia.ua.edu
Web Site: RollTide.com

2015 SCHEDULE

Sep. 5	vs. Wisconsin (Dallas)
Sep. 12	Middle Tennessee
Sep. 19	Ole Miss
Sep. 26	Louisiana-Monroe
Oct. 3	at Georgia
Oct. 10	Arkansas
Oct. 17	at Texas A&M
Oct. 24	Tennessee
Nov. 7	LSU
Nov. 14	at Mississippi State
Nov. 21	Charleston Southern
Nov. 28	at Auburn

GAME NOTES

- Tennessee and Alabama have played every year since 1928 with the exception of 1943.
- Alabama has won eight consecutive meetings and leads the all-time series 52-38-7.
- The Alabama series is the third-longest in Tennessee history (97 games)
- Tennessee's last win over Alabama in Knoxville came in 2006, 16-13. Running back Arian Foster scored the game-winning touchdown in the fourth quarter to put the Vols up for the first time in the game.
- The Vols won seven consecutive games over Alabama from 1995-2001 and is the only school to defeat the Tide as many as seven consecutive times.
- Joshua Dobbs came on in relief in last year's matchup. Dobbs threw two touchdowns and rushed for 75 yards, earning the starting quarterback role going forward.

KENTUCKY WILDCATS

10-31 | LEXINGTON, KY.

QUICK FACTS

Location: Lexington, Ky.
Colors: Blue and White
Stadium: Commonwealth Stadium (67,942)
Conference: Southeastern (East)
Head Coach: Mark Stoops (3rd Season)
Career Record/at UK: 7-17/Same
Series: 77-24-9 UT
At Lexington: 36-14-3 UT
Last Meeting: W, 50-16, 11/15/14
2014 Overall Record: 5-7
2014 Conf. Record/Finish: 2-6/6th East
2014 Bowl/Final Rank: None
Starters Ret./Lost: 16/8

MEDIA INFO

Media Contact: Tony Neely
Phone: (859) 257-3838
Email: tneely@uky.edu
Web Site: UKAthletics.com

2015 SCHEDULE

Sep. 5	Louisiana-Lafayette
Sep. 12	at South Carolina
Sep. 19	Florida
Sep. 26	Missouri
Oct. 3	Eastern Kentucky
Oct. 15	Auburn
Oct. 24	at Mississippi State
Oct. 31	Tennessee
Nov. 7	at Georgia
Nov. 14	at Vanderbilt
Nov. 21	Charlotte
Nov. 28	Louisville

GAME NOTES

- The Vols lead the all-time series 77-24-9 and hold a 41-10-6 advantage in Knoxville.
- Tennessee's 77 wins against Kentucky are its most against any school.
- Tennessee has won 29 of its last 30 meetings over Kentucky since 1985, including 15 consecutive wins in the series at Neyland Stadium since 1986.
- The Vols have won 15 of the last 16 games in Lexington dating to 1983.
- This will be the first meeting since 1909 between the two teams that takes place in a month other than November.
- The game will be the 111th matchup between the teams, the most of any UT series.
- The Vols have three consecutive double-digit wins in the series following a stretch in which six of nine games from 2003-12 were decided by 10 points or fewer. In the last 10 meetings since 2004, half have been decided by six points or fewer.

SOUTH CAROLINA GAMECOCKS

11-7 | KNOXVILLE

QUICK FACTS

Location: Columbia, S.C.
Colors: Garnet and Black
Stadium: Williams-Brice Stadium (80,250)
Conference: Southeastern (East)
Head Coach: Steve Spurrier (11th season)
Career Record/at USC: 226-85-2/84-45
Series: 24-7-2 UT
At Knoxville: 15-2 UT
Last Meeting: W, 45-42 (OT), 11/1/14
2014 Overall Record: 7-6
2014 Conf. Record/Finish: 3-5/5th East
2014 Bowl/Final Rank: Duck Commander Independence (W, 24-21 vs. Miami)/None
Starters Ret./Lost: 12/12

MEDIA INFO

Media Contact: Steve Fink
Phone: (803) 777-7987
Email: finksc@mailbox.sc.edu
Web Site: GamecocksOnline.com

2015 SCHEDULE

Sep. 3	vs North Carolina (Charlotte)
Sep. 12	Kentucky
Sep. 19	at Georgia
Sep. 26	Central Florida
Oct. 3	at Missouri
Oct. 10	LSU
Oct. 17	Vanderbilt
Oct. 31	at Texas A&M
Nov. 7	at Tennessee
Nov. 14	Florida
Nov. 21	The Citadel
Nov. 28	Clemson

GAME NOTES

- Tennessee holds a 24-7-2 all-time record against the Gamecocks.
- Since 1993, the Vols are 9-2 against the Gamecocks in Knoxville, defeating a ranked South Carolina team four times in that span.
- USC head coach Steve Spurrier is the winningest coach on Tennessee's schedule with 226 career victories.
- Spurrier has an all-time record of 14-9 against the Vols.
- The Vols rallied from a 14-point deficit with less than two minutes remaining to knock off the Gamecocks (45-42, OT) last season in Williams-Brice Stadium.
- UT has won the last three meetings against South Carolina in Knoxville, including a 23-21 last second win in 2013 on Michael Palardy's field goal vs. #9 South Carolina.



**NORTH TEXAS
MEAN GREEN**

11-14 | KNOXVILLE

QUICK FACTS

Location: Denton, Tex.
Colors: Green, White and Black
Stadium: Apogee Stadium (30,850)
Conference: USA (West)
Head Coach: Dan McCarney (5th Season)
Career Record/at UNT: 78-112/22-27
Series: 1-0 UNT
At Knoxville: 1-0 UNT
Last Meeting: L, 21-14, 10/25/1975
2014 Overall Record: 4-8
2014 Conf. Record/Finish: 2-6/5th West
2014 Bowl/Final Rank: None
Starters Ret./Lost: 12/12

MEDIA INFO

Media Contact: Eric Capper
Phone: (940) 565-2476
Email: Eric.Capper@unt.edu
Web Site: MeanGreenSports.com

2015 SCHEDULE

Sep. 12 at SMU
 Sep. 19 Rice
 Sep. 26 at Iowa
 Oct. 3 at Southern Miss
 Oct. 10 Portland State
 Oct. 17 Western Kentucky
 Oct. 24 at Marshall
 Oct. 31 Texas-San Antonio
 Nov. 7 Louisiana Tech
Nov. 14 at Tennessee
 Nov. 21 at Middle Tennessee
 Nov. 28 Texas-El Paso

GAME NOTES

- This will be the second meeting between Tennessee and North Texas, the first since a 21-14 Mean Green victory in Knoxville on Oct. 25, 1975.
- North Texas Head Coach Dan McCarney coached alongside Vols' wide receiver coach Zach Azzanni during the 2010 season at Florida.

**MISSOURI
TIGERS**

11-21 | COLUMBIA, MO.

QUICK FACTS

Location: Columbia, Mo.
Colors: Old Gold and Black
Stadium: Faurot Field at Memorial Stadium (74,000)
Conference: Southeastern (East)
Head Coach: Gary Pinkel (14th season)
Career Record/at MU: 186-103-3/ 113-66
Series: 3-0 MU
At Columbia: 1-0 MU
Last Meeting: L, 29-21, 11/22/14
2014 Overall Record: 11-3
2014 Conf. Record/Finish: 7-1/1st East
2014 Bowl/Final Rank: Buffalo Wild Wings Citrus (W, 33-17 vs. Minnesota)/ AP-14, CFP-16
Starters Ret./Lost: 15/9

MEDIA INFO

Media Contact: Chad Moller
Phone: (573) 882-0712
Email: mollerc@missouri.edu
Web Site: MUTigers.com

2015 SCHEDULE

Sep. 5 Southeast Missouri State
 Sep. 12 at Arkansas State
 Sep. 19 Connecticut
 Sep. 26 at Kentucky
 Oct. 3 South Carolina
 Oct. 10 Florida
 Oct. 17 at Georgia
 Oct. 24 at Vanderbilt
 Nov. 5 Mississippi State
Nov. 21 Tennessee
 Nov. 28 at Arkansas

GAME NOTES

- This will be the second time Tennessee and Missouri have faced off at Memorial Stadium.
- Missouri and Tennessee are tied for the most overtime wins in NCAA history with 11.
- In 2012, the Vols and the Tigers matchup was the first SEC overtime game for Missouri.
- That four-overtime game tied for the third-longest game in Tennessee history.
- Quarterback Joshua Dobbs made his first college start in the last meeting between the teams in Columbia on Nov. 2, 2012.

**VANDERBILT
COMMODORES**

11-28 | KNOXVILLE

QUICK FACTS

Location: Nashville, Tenn.
Colors: Black and Gold
Stadium: Vanderbilt Stadium (40,550)
Conference: Southeastern (East)
Head Coach: Derek Mason (2nd Season)
Career Record/at VU: 3-9/Same
Series: 74-29-5 UT
At Knoxville: 37-11-1 UT
Last Meeting: W, 24-17, 11/29/14
2014 Overall Record: 3-9
2014 Conf. Record/Finish: 0-8/ 7th East
2013 Bowl/Final Rank: None/None
Starters Ret./Lost: 20/4

MEDIA INFO

Media Contact: Larry Leathers
Phone: (615) 322-4121
Email: larry.leathers@vanderbilt.edu
Web Site: VUCommodores.com

2015 SCHEDULE

Sep. 5 Western Kentucky
 Sep. 12 Georgia
 Sep. 19 Austin Peay
 Sep. 26 at Ole Miss
 Oct. 3 at Middle Tennessee
 Oct. 17 at South Carolina
 Oct. 24 Missouri
 Oct. 31 at Houston
 Nov. 7 at Florida
 Nov. 14 Kentucky
 Nov. 21 Texas A&M
Nov. 28 at Tennessee

GAME NOTES

- This season's game is the 109th all-time meeting between Tennessee and Vanderbilt. The 108 meetings dating to 1892 are the second-most in any UT series, eclipsed only by 111 games vs. Kentucky since 1893.
- Tennessee moved to 74-29-5 against Vanderbilt all-time after beating VU 24-17 in 2014 regular-season final.
- Tennessee has won 34 of the last 39 over Vanderbilt.
- Since 1991 the Vols are 10-2 in Knoxville against the Commodores with the losses coming in 2005 and 2013.
- Butch Jones is 2-1 as a head coach against Vanderbilt. His Cincinnati team defeated Vandy 31-24 in 2011.
- The Vols became bowl-eligible for the first time since 2010 with their victory over Vanderbilt last season.



**2015
TENNESSEE
STAFF**



BUTCH JONES

HEAD COACH

THIRD SEASON AT TENNESSEE
FERRIS STATE '90

The University of Tennessee announced on Dec. 7, 2012 the hiring of Butch Jones as the 24th head football coach of the Vols. Since taking the helm of the Tennessee program, the efforts Jones and his staff have instilled tremendous optimism for the future of Tennessee football, exemplified by a significant influx of talent as well as a return to winning seasons and bowl championships.

Jones owns a 62-40 record (.608) in eight seasons as a head coach, and his teams have earned bowl appearances in six of his eight seasons as a head coach. Jones is 37-23 (.617) in conference play and both 51-3 when leading at halftime and 51-4 when leading after three quarters. Jones joined UT from the University of Cincinnati, where he finished with a 23-14 record (.657) in three seasons with the Bearcats.

Tennessee finished its second season under Jones with a 7-6 record that included a 45-28 win over Iowa in the TaxSlayer Bowl in Jacksonville which marked the first January bowl game for UT since the 2007 season. The Vols opened the 2014 season by playing 21 true freshmen in a 38-7 win over Utah State, the most true freshmen to play in a season opener in UT history. Overall, Tennessee led the nation overall this season with 23 true freshman playing in 2014, with 12 true freshmen starting games for the Vols during the season.

Jones and his staff have been relentless on the recruiting trail since arriving in Knoxville. In 2015, the Vols posted their second consecutive top five recruiting class, marking the first time in school history Tennessee had achieved such prestigious accolades. That class included several 5-star recruits.

In February 2014, Tennessee signed a consensus top 10 recruiting class that was ranked as high as top five by most media outlets. Jones has prioritized the state of Tennessee in his recruiting efforts, and the 2014 class featured the overwhelming majority of the top talent in the state of Tennessee signing with the Vols, including Freshman All-American and All-SEC performer Derek Barnett, a multitude of Freshman All-SEC players (Barnett, Todd Kelly, Jr., Jashon Robertson), and team's leading rusher in 2014,



COACHING CAREER

Year	School	Position
1987-89	Tampa Bay (NFL)	Intern
1990-92	Rutgers	Graduate Assistant
1993-94	Wilkes Univ.	Offensive Coordinator
1995	Ferris State	Running Backs
1996-97	Ferris State	Offensive Coordinator
1998	Central Michigan	Tight Ends
1999	Central Michigan	Wide Receivers
2000	Central Michigan	Running Backs
2001-03	Central Michigan	Offensive Coordinator
2004	Central Michigan	Running Backs
2005-06	West Virginia	Wide Receivers
2007-09	Central Michigan	Head Coach
2010-12	Cincinnati	Head Coach
2013-	Tennessee	Head Coach

HEAD COACHING RECORD

Year	Team	Record	Final Rank AP/Coaches	Conference
2007	Central Michigan	8-6	-/-	6-1 (1st)
2008	Central Michigan	8-5	-/-	6-2 (t-2nd)
2009	Central Michigan	11-2	23/24	8-0 (1st)
2010	Cincinnati	4-8	-/-	2-5 (7th)
2011	Cincinnati	10-3	25/21	5-2 (t-1st)
2012	Cincinnati	9-3	RV/22	5-2 (t-1st)
2013	Tennessee	5-7	-/-	2-6 (6th)
2014	Tennessee	7-6	-/-	3-5 (4th)
TOTALS	8 seasons	62-40		37-23
				4 Conf. Titles

Jalen Hurd. The 2015 recruiting class already features 10 early enrollees and a prospective class that should rank in the Top 10 again this year.

A staple of Jones's programs has been success in the classroom, and the UT program has also made great strides academically during his tenure. The program has posted the highest team GPAs in program history during their tenure, including a 2.85 GPA in the Spring 2015 semester that represented the highest in-season GPA in team history, with 52 football student-athletes posting a GPA of 3.0 or higher. The team posted an all-time high GPA for a Fall semester of 2.77 during the 2014 season.

The program has also increased its cumulative GPA in each of the last six semesters. Additionally, the Tennessee program also posted the best APR scores in program history in each of his first two semesters as head coach, including a perfect 1000 score in Spring 2013 and no eligibility points lost in either semester.

Graduation is a top priority for Jones, as 14 of 18 seniors on the 2014 team received their degrees prior to the TaxSlayer Bowl, with the other four on track to do so by either May or August 2015. A total of 21 of 24 seniors from the 2013 team have graduated, with two in the NFL and on track to do so through the RAC (Renewing Academic Commitment) program and the other having graduated from the Knoxville Police Academy.

In his first season on Rocky Top, the Vols defeated No. 11/9 South Carolina, the first win for UT over a ranked opponent since 2009. The win over the Gamecocks in 2014,



THE JONES FILE

Born: January 17, 1968

Wife: Barb

Children: Alex (18), Adam (14), Andrew (8)

Education: Ferris State '90

Hometown: Saugatuck, Mich.



games as well as the first in the history of the MAC to do so in his first three seasons.

In addition to Pittsburgh Steelers Pro Bowl receiver Antonio Brown, Jones also recruited and coached offensive lineman Eric Fisher at CMU, who was drafted No. 1 overall in the 2013 NFL Draft by the Kansas City Chiefs. Joining Fisher in Kansas City was another Jones product, Travis Kelce, who was selected in the third round after playing at Cincinnati.

Jones was the wide receivers coach at West Virginia from 2005-06 before he moved to Central Michigan, during which time the Mountaineers went a combined 22-3, including a Sugar Bowl win over Georgia. He served as an assistant at Central Michigan for seven years from 1998-2004, as offensive coordinator (2002-04), running backs coach (1999-2004), and as tight ends coach (1998). Jones was also the offensive coordinator at Ferris State from 1995-97 and at Wilkes University from 1993-94 and also served as an assistant at Rutgers from 1990-92.

Jones is a 1990 graduate of Ferris State University in Michigan, where he was a two-year letterman on the football team. His original entry into the coaching ranks was as an intern with the Tampa Bay Buccaneers from 1987-89. Jones and his wife, Barb, are the parents of three sons: Alex (18), Adam (14), and Andrew (8).

when the Vols trailed by 14 with less than two minutes remaining, marked the biggest comeback in school history that late in a game. The comeback was led by quarterback Josh Dobbs, who signed with Tennessee as a part of Jones' first recruiting class at UT. Also in 2014, the 95 combined points against South Carolina (45) and Kentucky (50) are the most for Tennessee in consecutive games since 2003, while the 50 points and the 34-point margin of victory over Kentucky (50-16) are the most for UT since 2010.

UT rushed for 2,261 yards in 2013, the most for the Vols since 2004 and their second-highest total since 1999. The Vols' opportunistic defense in 2013 forced 25 turnovers, tied for the second-most by a UT defense since 2005. UT also played the toughest schedule in the nation in 2013, including seven ranked teams.

Jones was also the head coach for three years at Central Michigan (27-13, .675, from 2007-09) and has posted three nine-win seasons (2009, 2011, 2012) and a pair of 10-win seasons, finishing 11-2 at CMU in 2009 and posting a 10-3 record and top 25 final national ranking with Cincinnati in 2011. Jones has also finished the season ranked in the top 25 in three of four seasons from 2009-12 (2009 with CMU and 2011-12 at Cincinnati).

Jones has won four conference championships in his eight seasons as a head coach, including the Big East title in 2011 and 2012 with Cincinnati and the 2007 and 2009 Mid-American Conference titles at Central Michigan. He earned Big East Conference Coach of the Year honors after his 10-win season with the Bearcats in 2011 and earned the same honor from CBSsports.com in 2012, a year in which his squad captured its second consecutive bowl victory and finished in the Top 25. UC finished the regular season 9-3 with a 5-2 league record to share the Big East crown.

In 2011, Cincinnati was the only program nationally to win both its conference title and its league top academic honor, earning the 2010-11 Big East Team Academic Excellence Award, with JK Schaffer being named the 2011 American Eagle Outfitters Big East Football Scholar-Athlete of the Year, the second consecutive UC player to earn that honor (John Goebel in 2010).

The 2011 UC team was the most improved team from a BCS conference in 2011, finishing 10-3 and six wins better than the 4-8 finish in 2010. Cincinnati also recorded its first bowl win over a BCS opponent, defeating Vanderbilt 31-24 in the Liberty Bowl. UC placed eight players on the All-Big East Conference team from 2011-12, including Big East Offensive Player of the Year Isaiah Pead and Big East Co-Defensive Player of the Year Derek Wolfe in 2011.

Before accepting the head coaching position at Cincinnati, Jones' 27-13 record at Central Michigan included a pair of MAC titles, three consecutive bowl appearances, and a No. 23 postseason ranking in 2009. The Chippewas were 22-3 in the MAC during his tenure, and he was the only head coach to lead the program to consecutive bowl





STEVE STRIPLING

ASSOC. HEAD COACH / DEF. LINE COACH

THIRD SEASON AT TENNESSEE
COLORADO '76

- Veteran of more than 30 years in coaching, playing or coaching in 23 bowl games in his career, including helping Vols to 2015 TaxSlayer Bowl title

- Helped teams to six conference championships, including four in last eight years

- In 2014, coached All-SEC selections on the defensive line in Derek Barnett and Curt Maggitt as the duo combined for 21 sacks, third-most by a combo in nation

- Vols posted 35 sacks in 2014 highest total since school-record of 50 in 2000

- Barnett set Tennessee records for sacks (10) and tackles for a loss (20.5) by a freshman, both ranking in Top 10 nationally among all players

- In his first season at Tennessee, coached Corey Miller to the single-game sacks record (4.5), besting Reggie White's 20-year record of 4.0 set in 1983

- Defensive tackle Daniel McCullers was selected in the 2014 NFL Draft by the Pittsburgh Steelers

- Spent the 2010-12 seasons at Cincinnati, working as the assistant head coach and defensive line coach; added responsibility of defensive rungame coordinator for 2011-12

- Coached the Bearcats to a 48-34 win over Duke in the 2012 Belk Bowl serving as Cincinnati's interim head coach after Butch Jones left Cincinnati for Tennessee

- Guided Bearcats to one of the nation's most improved defenses in 2011, as UC led NCAA in tackles for loss (8.62), finished second overall in sacks (3.46) and placed sixth in rushing defense (96.23 yards per game)

- Cincinnati finished in the top 20 in the NCAA in scoring defense in 2011 and 2012

- Coached at Central Michigan in 2009 as the associate head coach-defense, working with the defensive ends

- Coached the Chippewas to the 2010 GMAC Bowl Championship as interim head coach after Jones left Central Michigan to take over at Cincinnati

- Coached the defensive line at Michigan from 2005-07, mentoring All-American and Lombardi Award winner LaMarr Woodley, who currently stars for the Oakland Raiders

- In 2006, the Wolverines led the NCAA in rushing defense, allowing just 43.3 yards per game

- Coached in the Big Ten for a total of 22 years with stints



MIKE DeBORD

OFFENSIVE COORDINATOR / QUARTERBACKS

FIRST SEASON AT TENNESSEE
MANCHESTER COLLEGE '78

- Hired as Tennessee offensive coordinator and quarterbacks coach on Feb. 6, 2015

- Veteran of 30 years of coaching experience on the offensive side of the ball, coaching in 14 bowl games

- Served in various roles at the University of Michigan between 1992 and 2015

- Most recently served as a Sport Administrator working with the field hockey, cross country, gymnastics, track and field and tennis programs at Michigan

- Spent five seasons coaching in the NFL with the Seattle Seahawks (2008-09) and Chicago Bears (2010-12)

COACHING CAREER

Year	Team	Position
1977-78	Colorado	Graduate Assistant
1979	North Carolina	Recruiting Coach
1980-83	Northern Illinois	Offensive Line
1984-89	Indiana	Offensive Line
1990-95	Indiana	Defensive Line
1996	Indiana	Defensive Coordinator
1997-00	Minnesota	Linebackers/ Recruiting Coordinator
2001-02	Louisville	Defensive Line
2003-04	Michigan State	Defensive Line
2005-07	Michigan	Defensive Line
2009	Central Michigan	Interim Head Coach/ Assoc. Head Coach/ Defensive Ends
2010-12	Cincinnati	Interim Head Coach/ Asst. Head Coach/ Defensive Line
2013-	Tennessee	Assoc. Head Coach/ Defensive Line

at Michigan State (2003-04), Minnesota (1997-2000) and Indiana (1984-96), where he was the defensive coordinator in 1996

- Also coached at Louisville in 2001 and 2002, coaching Conference USA Defensive Player of the Year Dewayne White, who was the Tampa Bay Buccaneers' top draft pick in 2003

- First full-time coaching job came at Northern Illinois from 1980-83, as he helped Huskies to the 1983 Mid-American championship as the team's offensive line coach

- Served as recruiting coach at North Carolina in 1979 after two seasons as a graduate assistant as his alma mater, Colorado in 1977-78

- Played in three bowls as an offensive lineman at Colorado, earning a bachelor's and master's degree in Boulder

- Signed free-agent contract with the Atlanta Falcons in 1976

- Stripling and his wife, Gayle, have three children, sons Cody and Chad live in Cincinnati while daughter Christy and grandchildren Calista and Seth live in Knoxville



- Worked with quarterbacks and Super Bowl Champions Tom Brady and Brian Griese while at Michigan
- Wolverines played in a bowl game in each of the 12 seasons he was on the coaching staff
- Served as head coach at Central Michigan University for four seasons from 2000-03
 - From 1982-92, coached at Franklin College, Fort Hays State, Eastern Illinois, Ball State, Colorado State and Northwestern before joining the Michigan staff
 - Coached in bowl games with Ball State in 1989 and Colorado State in 1990
 - Started for four years on the offensive line at Manchester College receiving all-conference, all-district and honorable mention NAIA All-American honors in 1977
 - Inducted into Indiana Football Hall of Fame in 1995
 - Received master's degree from Ball State in 1981
 - DeBord and his wife, Deb, have two sons, Tyler and Kyle



JOHN JANCEK

DEFENSIVE COORDINATOR

THIRD SEASON AT TENNESSEE
GRAND VALLEY STATE '91

- Coached in eight bowl games including 2015 TaxSlayer Bowl Championship with Vols while helping teams to five conference championships and one national championship
- Coached 2014 All-SEC selections Derek Barnett and Curt Maggitt; Barnett was a consensus Freshman All-American
 - Barnett set Tennessee records for sacks (10) and tackles for a loss (20.5) by a freshman, both marks ranked in Top 10 in nation among all players
 - Guided Vols to dramatic improvement on defense shaving more than 100 yards and 11 points per game off totals prior to arrival in 2012
 - Vols ranked among national leaders in sacks, tackles for loss and third-down conversion defense in 2014
 - In Jancek's first season at UT LB A.J. Johnson earned AP and Coaches First Team All-SEC honors, the first Vol LB to do so since Jerod Mayo in 2007, while cornerback Cameron Sutton was named to SEC All-Freshman squad
 - Vols tied for second-most red zone turnovers forced in the 2013 regular season
 - Guided Tennessee to their best red zone scoring defense in five years
 - Joined UT after spending 2010-12 seasons at Cincinnati
 - Worked as the Bearcats sole defensive coordinator in 2012 after serving as UC's co-defensive coordinator in 2010 and 2011
 - Also served as Bearcats recruiting coordinator for two seasons, signing the Big East's top recruiting class according to the Sporting News in 2011
 - Coached UC's defense to a Top 20 ranking in scoring defense in 2011 and 2012
 - Guided UC to the nation's leading defense in terms of tackles for loss (8.62 per game) and second in sacks (3.46) in 2011
 - In 2012, coached Greg Blair to First Team All-Big East-honors after the senior finished the season leading the Big East in tackles with 138 on the year
 - Coached 2011 Big East Co-Defensive Player of the Year and Denver Broncos defensive end Derek Wolfe as well as First Team All-Big East selections Drew Frey and JK Schaffer
 - Schaffer, a two-year captain, was the 2011 Big East Football Scholar-Athlete of the Year. He is just the fourth player in Big East history to register at least 100 tackles in three consecutive seasons, with a career-high 114 stops in the 2011 season. He earned All-Big East First Team honors in 2011 after he

COACHING CAREER

Year	Team	Position
1982-83	Franklin College	Offensive Line
1984	Fort Hays State	Offensive Line
1985-86	Fort Hays State	Offensive Coordinator/ Quarterbacks/Wide Receivers
1987-88	Eastern Illinois	Offensive Line
1988-89	Ball State	Offensive Line
1990-91	Colorado State	Offensive Line
1992	Northwestern	Offensive Line
1992-96	Michigan	Offensive Line
1997-99	Michigan	Offensive Coordinator
2000-03	Central Michigan	Head Coach
2004-05	Michigan	Special Teams/Recruiting Coord.
2006-07	Michigan	Off. Coordinator/Tight Ends
2008	Seattle Seahawks	Assistant Offensive Line
2009	Seattle Seahawks	Tight Ends
2010-12	Chicago Bears	Tight Ends
2013-15	Michigan	Sport Administrator
2015	Tennessee	Off. Coordinator/Quarterbacks

COACHING CAREER

Year	School	Position
1991	Grand Valley State	Grad Assistant
1992-94	Wayne State	Defensive Coordinator
1996	Central Florida	Defensive Tackles
1996-98	Hillsdale (Mich.)	Defensive Coordinator
1999-02	Grand Valley State	Defensive Coord./Linebackers
2003	Central Michigan	Defensive Line
2004	Central Michigan	Defensive Coordinator/D-Line
2005-08	Georgia	Linebackers
2009	Georgia	Co-Defensive Coord./Linebackers
2010-12	Cincinnati	Defensive Coord./Linebackers
2013-	Tennessee	Defensive Coordinator

ranked third in the conference in tackles (8.8 per game)

- Prior to Cincinnati, spent five seasons at the University of Georgia (2005-09)
 - Coached the linebackers in all five seasons with the Bulldogs and served as co-defensive coordinator in 2009
 - During his five years in Athens, helped the Bulldogs to 48 wins, two BCS Bowl games, an SEC Championship and finished in the Top 10 three times
 - In 2009, mentored Rennie Curran, who led the SEC in tackles and was finalist for the Lombardi and Bendarik Awards before going to the play for the Tampa Bay Buccaneers
 - In 2008, UGA linebacker Darryl Gamble earned the Nagurski National Player of the Week honor and received an ESPN Helmet Sticker from the College Gameday crew after intercepting a pair of passes for touchdowns against LSU
 - Coached at Central Michigan from 2003-04 working with the defensive line his first year and as defensive coordinator in the second season
 - Worked at Division II power, his alma mater, Grand Valley State from 1999-2002, helping GVSU to the D-II National Championship under current Notre Dame coach Brian Kelly in 2002
 - Also worked at Wayne State (1992-96), Central Florida (1996), Hillsdale College in Michigan (1996-98)
 - Muskegeon, Mich., native, graduated from Grand Valley State in 1991 and earned a master's from Wayne State in 1994
 - Jancek and his wife Kelly have four children, Zac (18), a quarterback on the Vols, Brock (16), Jack (14), and Brady (12)



WILLIE MARTINEZ

ASST. HEAD COACH / DEFENSIVE BACKS

THIRD SEASON AT TENNESSEE
MIAMI (FLA.) '85

- Coached and played in 16 bowl games, including Vols 2015 TaxSlayer Bowl Championship, while winning five conference titles and a national championship

- In 2014, coached a sendary that had 16 interceptions to rank 15th nationally and third in the SEC

- In his first season at UT, helped the defense to force five W. Kentucky turnovers in a span of six plays over five consecutive series, including an NCAA record four turnovers on consecutive defensive plays, highlighted by back-to-back pick-6s by Justin Coleman and Cameron Sutton.

- Sutton would go on to earn SEC All-Freshman squad honors in 2013.

- Coached at Auburn in 2012, serving as secondary coach and marking his 10th year coaching in the SEC

- During his impressive tenure has coached, in the last 12 years, 13 all-conference selections, 10 in the SEC, and four All-Americans, three in the SEC

- In addition, 16 of Martinez' athletes have had the honor of being drafted in the NFL draft, including 10 in the last seven seasons

- Spent the 2010-11 seasons as the defensive backs coach at Oklahoma, helping Sooners to a 23-5 record and the Big 12 Championship in 2010

- The Sooners, led by All-American and current Denver Bronco Quinton Carter, led the Big 12 in scoring defense (22.1) and finished eighth in the NCAA in pass efficiency defense in 2010

- Prior to Oklahoma, worked as Georgia's secondary coach from 2001-09 while earning a promotion to defensive coordinator in 2005

- While at Georgia, helped team to 90 wins, two SEC titles, three division crowns, seven bowl victories and six top 10 finishes, including No. 2 in 2007 and No. 3 in 2002

- As Georgia's defensive coordinator from 2005-09, guided defense to several national top statistical rankings including eighth in scoring defense in 2005, fifth in passing defense, eighth in total defense in 2006 and eighth in sacks in 2007

- Served as assistant head coach and secondary coach at Central Michigan in 2000 as the Chippewas led the NCAA in

COACHING CAREER

Year	Team	Position
1985-86	Miami (Fla.)	Graduate Assistant
1988	Bethune-Cookman	Quarterbacks/Wide Receivers
1989-90	Boca Raton (Fla.) HS	Secondary
1991	Olympic Heights (Fla.) HS	Defensive Coord./Secondary
1992-93	Grand Valley State	Defensive Coord./Secondary
1994	Central Michigan	Secondary
1995-96	Central Florida	Defensive Coord./Secondary
1997	Eastern Michigan	Secondary
1998-99	Central Michigan	Secondary
2000	Central Michigan	Asst. Head Coach/Secondary
2001-04	Georgia	Secondary
2005-09	Georgia	Defensive Coord./Secondary
2010-11	Oklahoma	Secondary
2012	Auburn	Secondary
2013-	Tennessee	Asst. HC-Def./Secondary

passing defense (149.7 yards per game)

- Central Michigan's secondary coach in 1998-99, was the secondary coach at Eastern Michigan in 1997, defensive coordinator and secondary coach at Central Florida in 1995-96, secondary coach Central Michigan in 1994 when the Chippewas won the MAC Championship, and defensive coordinator and secondary coach at Grand Valley State in 1992-93

- Coached in the Florida high school ranks in 1991 at Olympic Heights H.S. and in 1990 at Boca Raton H.S.

- In 1988 served as the quarterbacks and receivers coach at Bethune-Cookman helping the Wildcats to a MEAC Conference Championship.

- Began coaching career as a graduate assistant at his alma mater, Miami (Fla.) from 1985-86

- A Hollywood Hills, Fla., native, played defensive back for four seasons at Miami, where he won the 1983 National Championship

- Martinez and his wife Kim have three children, Christina, Ashley and William



ZACH AZZANNI

WIDE RECEIVERS / PASSING GAME COORDINATOR

THIRD SEASON AT TENNESSEE
CENTRAL MICHIGAN '09

- Helped Vols to 2015 TaxSlayer Bowl championship, his eighth bowl appearance as a coach

- Promoted to passing game coordinator on Feb. 6, 2015 after serving as Vols recruiting coordinator in 2013 and 2014

- Been a part of six conference championship teams, and coached in 2013 Rose Bowl, his seventh bowl game and second BCS game in which he has coached

- In his first season at UT in 2013, helped freshman Marquez North to SEC All-Freshman squad honors. North finished the season with 38 catches for 496 yards

- North's 38 catches rank second all-time among freshman UT receivers, and 10th in the NCAA in 2013 while his 496 yards rank third, and eighth respectively

- Spent 2012 as the wide receivers coach at Wisconsin, coaching Jared Abbrederis to First Team All-Big Ten honors. while helping Wisconsin to a Big Ten Championship

- Served as the offensive coordinator and wide receivers

coach for Western Kentucky for a single season in 2011, helping lead the Sun Belt's biggest turnaround

- WKU featured the nation's No. 2 rusher in 2011, Bobby Rainey (141.3 rushing yards per game, 1,695 total yards and 13 touchdowns). WKU tight end Jack Doyle was also the top receiving tight end in the Sun Belt and finished fifth among tight ends in the country in receiving yards

- Hired by Urban Meyer at Florida following the 2009 regular season and coached in the Gators' appearance in the 2010 Sugar Bowl. In that game, Tim Tebow ended his career with a personal-best 482 passing yards. Spent the 2010 season at Florida, coaching the wide receivers and serving as the passing game coordinator as UF defeated Penn State in the Outback Bowl

- Three seasons (2007-09) as the assistant head coach and receivers coach at his alma mater, Central Michigan

- His 2009 wide receiver unit was one of the most prolific in college football, ranked ninth in the nation by Athlon Sports,



while he was named college football's Wide Receivers Coach of the Year by FootballScoop.com in 2009

- In 2009, Bryan Anderson established an NCAA mark with a catch in 53 consecutive games while his teammate, Antonio Brown had a streak of 40 consecutive games with a catch. Anderson and Brown combined for 49 career touchdown receptions, which at the time tied them for the top active duo in the country for combined touchdown receptions

- Anderson recorded more than 3,500 yards receiving in his career and Brown eclipsed the 1,000-yard receiving mark for the second time while also surpassing the 3,000-yard receiving mark for his career

- Anderson and Brown signed NFL contracts, with Brown starting for the Pittsburgh Steelers in Super Bowl XLV

- Brown set the Steelers record for receiving yards in a season with 1,398 in 2013 earning Pro Bowl honors. He also became the first player in NFL history to record at least five receptions and 50 yards in every single game of a season

- Brown was named the Steelers' team MVP in 2011 and earned a Pro Bowl selection after becoming the first player in NFL history with at least 1,000 yards receiving (1,108) and at least 1,000 return yards (1,062) in the same season

- Spent 2001-06 at Bowling Green, where he began as a graduate assistant for the offense. He was hired full-time as the wide receivers coach before the 2003 season. His Bowling Green receivers broke nearly every school receiving record. In 2004, he coached a group that produced four receivers with

COACHING CAREER

Year	Team	Position
1999-00	Valparaiso	Wide Receivers
2001-02	Bowling Green	Graduate Asst., Offense
2003-06	Bowling Green	Wide Receivers
2007-09	Central Michigan	Asst. Head Coach/ Wide Receivers
2010	Florida	Passing Game Coord./ Wide Receivers
2011	Western Kentucky	Offensive Coordinator/ Wide Receivers
2012	Wisconsin	Wide Receivers
2013-14	Tennessee	Recruiting Coordinator/ Wide Receivers
2015	Tennessee	Passing Game Coordinator/ Wide Receivers

1,000 yards receiving, and was ranked third-best in the nation by Athlon Sports

- Five of his receivers at Bowling Green signed professional contracts

- Graduated with a degree in Sports Management in 1999 from Central Michigan, playing wide receiver for the Chippewas from 1994-98

- Azzanni and his wife, Julia, have three daughters: Ava (8), Lyla (7) and Zia (3)



MARK ELDER

TIGHT ENDS / SPECIAL TEAMS COORDINATOR

THIRD SEASON AT TENNESSEE
CASE WESTERN RESERVE '00

- Coached in eight bowl games, helping Vols to 2015 Tax-Slayer Bowl Championship and one BCS bowl game in helping his teams to four conference championships

- In 2014, mentored placekicker Aaron Medley as he made 20-of-26 field goals, second-most among all freshmen in the nation

- Tennessee ranked 11th nationally in punt return defense (3.23 yards per return) 14th nationally in kickoff return average (24.03)

- In his first season with the UT, helped punter/placekicker Michael Palardy to become a semi-finalist for the prestigious Ray Guy award. Palardy also earned Coaches Second Team All-SEC honors as a placekicker, the first UT kicker or punter to earn any form of All-SEC distinction since 2007.

- Joined Tennessee after three seasons at Cincinnati (2010-12) where he spent each of his seasons with the Bearcats coaching a different position

- In 2012, coached safeties and served as the special teams coordinator as Pat O'Donnell earned All-Big East honors

- Mentored running backs for the Bearcats in 2011 and tight ends in 2010

- Helped the Bearcats to back-to-back conference titles in 2011 and 2012

- Tutored 2011 First Team All-Big East and Big East Offensive Player of the Year Isaiah Peard in 2011, who became the first Bearcat to record consecutive 1,000-yard seasons in nearly 25 years

- Offensively in 2011, UC averaged 385 yards per game, and ranked No. 1 in the BIG EAST in overall yardage and rushing yardage while scoring an average of 33.3 points per game on the way to a BIG EAST Conference Championship and a win in the AutoZone Liberty Bowl over SEC foe Vanderbilt

- Coached Second Team All-Big East tight end Ben Guidugli in 2010

- In 2010, Cincinnati led the Big East in scoring offense (27.1 ppg), total offense (417.3 ypg), passing offense (260.7 ypg), first downs (21.9 ypg), third-down conversions (45.6 pct.) and touchdown passes (27)

- Spent three seasons coaching linebackers at Central Michi-

COACHING CAREER

Year	Team	Position
2000-01	Akron	Grad Asst., Defensive Backs
2002	Lehigh	Asst. Linebackers
2003	Iona	Defensive Coord./Linebackers
2004	Wayne State	Defensive Coord./Linebackers
2005-06	Michigan	Grad Asst./Defense
2007-09	Central Michigan	Linebackers
2010	Cincinnati	Tight Ends
2011	Cincinnati	Running Backs
2012	Cincinnati	Safeties/Special Teams
2013-	Tennessee	Tight Ends/Special Teams

gan from 2007-09

- Guided punt return unit to top return average in 2008
- Produced an all-conference linebacker in each of his three seasons with the Chippewas

- Nick Bellore was an all-conference first team pick in 2008 and 2009, following in the footsteps of former CMU standouts Red Keith and Ike Brown in 2007

- Keith's 474 career stops rank second in school history and seventh in NCAA Bowl Subdivision history

- Served as a graduate assistant at Michigan from 2005-06 under Lloyd Carr where he worked with the UM linebackers, including All-Big Ten selections David Harris and Shawn Crable

- The 2006 Michigan defense led the nation in rushing yards allowed (43.4 yards/game) and ranked 10th in total defense (268.3 yards/game allowed)

- Previously served as the defensive coordinator at Wayne State (2004) and Iona (2003), also serving as the linebackers coach at both institutions

- A 2000 graduate of Case Western Reserve in Cleveland, Ohio, where he graduated cum laude with a degree in economics and was a three-time all-conference selection as a defensive back

- Earned master's degree in education from Akron in 2001
- Elder and his wife, Lindsey, have one son, Owen



ROBERT GILLESPIE

RUNNING BACKS/RECRUITING COORDINATOR

THIRD SEASON AT TENNESSEE
FLORIDA '05

- Been a part of teams that have appeared in 12 bowl games including Vols 2015 TaxSlayer Bowl Championship and two conference championships (as a player with Florida in 2000, as a coach with West Virginia in 2011)

- Coached in eight bowl games, including the TaxSlayer (2015), Pinstripe (2012), Orange (2011), Alamo (2010), Cotton (2010, 2009 season), Outback (2009), Liberty (2006), and Independence (2005)

- In addition to running backs duties with the Vols, was promoted to recruiting coordinator on Feb. 6, 2015

- In his eight seasons as a running backs coach, his teams are a combined 77-49 (.61)

- In 2014, mentored Jalen Hurd to the best rushing season by a Vols' true freshman since eventual NFL MVP Jamal Lewis in 1997

- In his first season with the Vols helped RB Rajion Neal to a 1,000 yard season, the first Vol to achieve the feat in the regular season since 2009. Neal finished with 1,124 yards in 2013

- The Vols overall rushed for 2,261 yards, the most since 2004 and the third-most in the last 16 seasons since 1998

- The 2012 Mountaineers team rushed for 171.8 yards per game, almost a 50 yards per game improvement over the team's 2011 total (122.7)

- In 2012, coached running back Andrew Buie, who rushed for a career-high 207 yards at Texas

- Coached current NFL running backs Kendall Hunter (San Francisco 49ers) and Keith Toston (Jacksonville Jaguars) at Oklahoma State. Hunter was an All-American for OSU in 2010 and

COACHING CAREER

Year	Team	Position
2005	South Carolina	Grad Assistant, Video
2006-08	South Carolina	Running Backs
2009-10	Oklahoma State	Running Backs
2011-12	West Virginia	Running Backs
2013-14	Tennessee	Running Backs
2015	Tennessee	Recruiting Coordinator/ Running Backs

played in Super Bowl XLVII for the 49ers

- Coached three All-Big 12 runners at Oklahoma State: Hunter, Toston, and fullback Bryant Ward

- At OSU in 2010, Hunter was ninth in the nation with 1,548 rushing yards and 16 touchdowns for a Cowboys offense that ranked No. 3 nationally in total offense. The Cowboys rushed for 2,267 yards that season (174.4 yards per game) and led the conference in rushing offense in Big 12 games at 187.8 yards per game

- Four-year letterman at Florida at running back that rushed for 1,854 yards and served as team captain in 2001. Graduated from Florida in 2005

- Ended Florida career ranking second all-time for the Gators in receptions (96) and receiving yards (1,091) by a running back

- A native of Hattiesburg, Miss., he and his wife, Crystal, have a daughter, Nola (4), a son, Wynston (3) and a newborn daughter, Sadie.

DON MAHONEY

OFFENSIVE LINE

THIRD SEASON AT TENNESSEE
WEST VIRGINIA STATE '93



- Helped guide his teams to eight bowl games including 2015 TaxSlayer Bowl Championship and five conference titles

- All five UT starting offensive linemen from the 2013 season are playing in the NFL, including 2014 First-Round selection Ja'Wuan James and fellow draft pick Zach Fulton

- Three members of the Vols' 2013 line started in the NFL in 2014: James (Dolphins), Fulton (Chiefs) and James Stone (Falcons)

- Coached current Minnesota Viking Antonio Richardson to All-American honors from CBSSports.com

- Richardson also earned Second Team All-SEC honors from both the coaches and AP, while James was named Second Team All-SEC by the AP

- Coached 2013 NFL Draft overall No. 1 selection Eric Fisher while at Central Michigan

- Joined Tennessee after three seasons as the offensive line coach at Cincinnati (2010-12) where he coached five Bearcats to All-Big East selections during his tenure

- UC had the top scoring offense in the Big East in 2012

- One All-Big East selection included 2010 second team All-Big East offensive lineman Jason Kelce, a 2011 Philadelphia Eagles draft pick who started every game as a rookie

- In 2011, UC averaged 385 yards per game, ranking No. 1 in the BIG EAST in overall yardage and rushing yardage while scoring an average of 33.3 points per game on the way to a BIG EAST Conference Championship and a win in the AutoZone Liberty Bowl over SEC foe Vanderbilt

- The Bearcats led the Big East in rushing in 2011 and 2012

- In 2010, Cincinnati led the Big East in scoring offense (27.1 ppg), total offense (417.3 ypg), passing offense (260.7 ypg), first

COACHING CAREER

Year	Team	Position
1993-94	Central Michigan	Graduate Assistant
1995-98	Central Michigan	Tight Ends
1999-2006	Tulane	Offensive Line
2007-09	Central Michigan	Offensive Line
2010-12	Cincinnati	Offensive Line
2013-	Tennessee	Offensive Line

downs (21.9 ypg), third-down conversions (45.6 pct.) and touch-down passes (27)

- Coached at CMU from 2007-09, during which time Chippewa lineman received a total of six All-MAC selections.

- In 2009, the CMU offense allowed just 1.21 sacks per game, second in the MAC and 21st in the FBS. For his efforts on the line, redshirt freshman left tackles Jake Olson earned freshman All-America honorable mention accolades from CollegeFootballNews.com.

- Spent eight seasons at Tulane coaching the O-Line
- Before joining Tulane, spent first six seasons as a coach at Central Michigan where he tutored a total of six All-MAC selections for the Chippewas

- An all-conference selection and three-year starter at guard for Marshall University, serving as team captain as a senior in 1990. He was a student assistant at Marshall when the Thundering Herd claimed the 1992 Division I-AA national championship

- Earned bachelor's degree from West Virginia State in 1993.

- Mahoney and his wife Carissa have three children, Jake (15), Tulia (12), and Domenic (9).



TOMMY THIGPEN

LINEBACKERS

THIRD SEASON AT TENNESSEE
NORTH CAROLINA '93


- Coached and played in seven bowl games in his career including Vols 2015 TaxSlayer Bowl Championship team
- Was named the National Recruiter of the Year by Rivals.com in 2013 after helping to sign the No. 5 recruiting class in the nation
- Mentored All-SEC performer Curt Maggitt as he had 11 sacks in 2014, the most by a Vol since John Henderson in 2000
- In 2014, coached defense which shaved more than 111 yards per game off total defense allowed per game prior to arrival
- Spent the 2009-12 seasons in the SEC at Auburn, winning the 2010 season BCS Championship
- In his first season with the Vols, helped LB A.J. Johnson earned AP and Coaches First Team All-SEC honors, the first Vol LB to do so since Jerod Mayo in 2007
- Worked as Tigers' linebackers coach in 2012 after serving as safeties coach from 2009-11
- Helped Auburn to ninth-best rushing defense in the NCAA in 2010 (109.1 yards per game)
- Came to Auburn after working four seasons at his alma mater, North Carolina from 2005-08, where he was the Tar Heels' linebackers coach
- Named one of the nation's Top 25 recruiters by Rivals.com in 2007
- Coached at Illinois for two seasons as linebackers coach in 2004 and cornerbacks coach in 2003
- Spent 2001 and 2002 at Bowling Green as the Falcons cor-

COACHING CAREER

Year	Team	Position
1998-99	North Carolina	Graduate Assistant
2000	Tennessee State	Linebackers
2001-02	Bowling Green	Cornerbacks, Special Teams
2003	Illinois	Cornerbacks
2004	Illinois	Linebackers
2005-08	North Carolina	Linebackers
2009-11	Auburn	Safeties
2012	Auburn	Linebackers
2013-	Tennessee	Linebackers

nerbacks and special teams coach

- First full-time coaching job came as linebackers coach at Tennessee State in 2000
- Served as a graduate assistant at North Carolina from 1998-99
- After an All-ACC career at UNC, was drafted by the New York Giants in the fifth round of the 1993 draft
- Also played for the Barcelona Dragons in the World League of American Football in 1995-96
- Won four letters as a linebacker with UNC and served as team captain as a senior in 1992
- Thigpen and his wife Jacinda have two children, Asia (9) and Naja (4)



DAVE LAWSON

DIRECTOR OF STRENGTH AND CONDITIONING

THIRD SEASON AT TENNESSEE
WEST VIRGINIA TECH '92

- Has been a part of 11 teams that played in bowl games, including the Vols 2015 TaxSlayer Bowl Championship, and four that won conference championships
- Spent three years at Cincinnati as the Assistant Athletic Director of Sports Performance and Director of Football strength and conditioning at the University of Cincinnati
- Bearcats won two football conference championships while he served as director.
- Spent three years at Central Michigan University (2007-09) where he oversaw and directed the strength and conditioning efforts for all 16 CMU varsity athletic programs
- Served as director while CMU captured eight athletic conference championships
- Certified strength and conditioning coach by the Collegiate Strength and Conditioning Association and a certified speed and explosion specialist by the National Association of Speed and Explosion
- Coached 24 Strength and Conditioning All-Americans, eight football All-Americans and more than 80 football players either drafted or signed as free agents by the NFL
- In 2009, recognized as a Master Strength and Conditioning Coach, the highest honor presented in the field, by the Collegiate Strength and Conditioning Coaches Association (CSCCA)
- Spent six years working at Eastern Michigan University as the head strength and conditioning coach from 2001-07
- Eagles teams captured 24 total athletic championships during his tenure
- Worked at West Virginia for seven seasons from 1994-01
- Started as a graduate assistant in 1994 before being named assistant strength and conditioning coordinator in May 1995.

COACHING CAREER

Year	Team	Position
1992-93	West Virginia Tech	Assistant
1994-95	West Virginia	Graduate Assistant
1995-01	West Virginia	Asst. Strength Coach
2001-06	Eastern Michigan	Head Strength Coach
2007-09	Central Michigan	Director of Strength and Conditioning
2010-12	Cincinnati	Asst. AD of Sports Performance & Football Strength & Conditioning
2013-	Tennessee	Director of Strength and Conditioning

- Began career as an undergraduate at West Virginia Tech, as student assistant on both the strength and conditioning staff and football coaching staff
- Named head strength and conditioning coach at his alma mater and served as an assistant on the football staff, coaching defensive linemen and special teams in 1992 and 1993
- Earned a bachelor of arts degree in physical education from West Virginia Institute of Technology in 1992 and a master of science degree in physical education from West Virginia University in 1995
- Charter member of the Power Systems Advisory Board
- Lawson and his wife Shannon have four children, BrittLeigh (15), Emma (13), Maggie (10) and J.D. (7)



MIKE VOLLMAR

SENIOR ASSOCIATE ATHLETIC DIRECTOR

THIRD SEASON AT TENNESSEE
SIENA HEIGHTS '88

- A veteran of 28 years in college athletics, Vollmar is responsible for oversight of the Tennessee football program and is a member of the athletics department's executive staff

- He has been a part of 18 bowl games during his career while helping his teams to four conference titles and a national championship

- Came to the Vols from Michigan, where he spent the last two years as the associate athletic director for football helping guide the Wolverines to back-to-back bowl appearances including a 2011 BCS Sugar Bowl Championship as Michigan finished the year with an 11-2 record

- Involved in the planning and design of the \$9 million renovation of Schembechler Hall

- Spent 2008-10 at Alabama where he oversaw the administration of the football program during a time in which the Crimson Tide went 36-5, won the 2009 BCS National Championship and SEC title and appeared in three consecutive bowl games

- Worked as an assistant athletic director and director of football operations at Michigan State from 1996-2007, overseeing all phases of the Spartan football program's operations while also managing construction of a new \$12 million football facility

- The Spartans appeared in six bowl games during his tenure

- Prior to Michigan State, worked for five years at Syracuse (1991-95), during which time the Orangemen finished 41-15-1, won three bowl games in his five years ('92 Hall of Fame, '93 Fiesta, and '96 Gator Bowls) and captured the Lambert Trophy championship in 1992

- At Syracuse, Vollmar was responsible for oversight of recruiting and administration, and four players recruited during his tenure were named to the Syracuse All-Century Team (Donovan McNabb, Kevin Abrams, Donovan Darius, and Kevin Johnson)

- Began his career from 1988-90 with Michigan serving as assistant recruiting coordinator and in athletic administration under the late Bo Schembechler and Gary Moeller. During his Michigan tenure, the Wolverines went 28-7-1, winning three Big Ten Championships, with two Rose Bowl appearances and a Gator Bowl appearance

- Mike's father, James, was a running back at Michigan from 1956-58

- Vollmar currently serves on the College Football Playoff National Championship Advisory Group, the Rose Bowl Advisory Committee, the AFCA National Committee for Directors of Football Operations and U.S. Sports Academy Alumni Board

- Earned a master's degree in sport management from the United States Sports Academy in 1999, where he was recently named Alumnus of the Year for 2010.

- Received a bachelor's degree in history with a minor in speech communication from Siena Heights University in 1988, where he was a pole vaulter on the Saints track and field team

- A native of Riverview, Mich., Vollmar graduated from Riverview High School in 1983, the same school that produced former University of Michigan head coach Lloyd Carr, former Vanderbilt head coach Woody Widenhofer and former Colorado head coach Bill McCartney

- He and his wife, Tami, have a daughter, Bailey Lauren



CHRIS SPOGNARDI

DIRECTOR OF FOOTBALL OPERATIONS

THIRD SEASON AT TENNESSEE
CENTRAL MICHIGAN '08

- Spent eight seasons working directly with current UT head coach Butch Jones at Cincinnati, Central Michigan and Tennessee

- Has been a part of six bowls appearances in last eight years, including Vols' 2015 TaxSlayer Bowl title

- Part of two BIG EAST championship teams at Cincinnati and three MAC title teams at Central Michigan

- After serving as Assistant to the Head Coach in 2013, Spognardi was elevated to Director of Football Operations in 2014

- He joined the Vols from Cincinnati, where he served as the chief of staff in 2011 and 2012

- Began his career with the Bearcats as the administrative coordinator

- At Cincinnati, was responsible for day-to-day operations of the football program

- Served as video coordinator at Central Michigan in 2009

- Spent four seasons as a student assistant with the Chippewas (two years under Brian Kelly, two years under Butch Jones)

- Earned bachelor's degree in applied arts and sports management from Central Michigan in 2009

- Began college career at Ashland University (Ohio) where he played wide receiver in 2004 and 2005

- A native of Mansfield, Ohio & Traverse City, Michigan, he and his wife Nicole, have two sons, Anthony and Maximus



BOB WELTON

DIRECTOR OF PLAYER PERSONNEL

THIRD SEASON AT TENNESSEE
ADRIAN COLLEGE (MICH.) '91

• A veteran of the NFL ranks, Welton came to Tennessee in 2013 after spending nine years with the Cleveland Browns

• Welton served as a college scout with the Browns from 2004-13. During his first two years, Welton was the team's BLESTO scout in charge of covering the Midwest.

• Prior to joining the Browns, he served seven years as a head high school football coach

• Welton spent the 2003 season with Coloma (Mich.) High School where he guided the team to its first undefeated season and first playoff victory in school history. For his efforts, he was named Lakeland Conference and MHSFCA Region 5 Coach of the Year

• Prior to Coloma, Welton spent six seasons as head coach at South Haven (Mich.) High School where he helped revive the program and rebuild the school's foot-

ball stadium. Welton also served as head track coach at South Haven from 2001 until his departure. He taught physical education at the school from 1997 until 2003, when he began teaching special education

• Welton also has coached baseball and served as an assistant varsity football coach at Adrian (Mich.) High School from 1990-96

• Born in Toledo, Ohio and grew up in Luna Pier, Michigan, Welton attended Erie-Mason High School

• He earned a bachelor's degree in physical education/health from Adrian (Mich.) College in 1991, where he played quarterback and was part of two MIAA championship teams. Welton did his post-graduate work at both Eastern Michigan University and Grand Valley State University

• Welton and his wife, Laura, have a son, Tye, and a daughter, Brooke



ANTONE DAVIS

VOL FOR LIFE COORDINATOR

FOURTH SEASON AT TENNESSEE
TENNESSEE '90

• Antone Davis is entering his fourth season as the Vol For Life Coordinator for the football team

• A Tennessee football All-American and longtime NFL offensive tackle Antone Davis returned to UT after more than two decades after he played with the Vols and earned the Jacobs Blocking Trophy in his senior season of 1990

• Davis spent seven years in the NFL with the Philadelphia Eagles and Atlanta Falcons, playing from 1991-97. He started 87 of his 97 NFL games on the offensive line. Davis was a first-round draft pick by the Philadelphia Eagles in 1991, who selected him eighth overall

• With the Vols, Davis manned the outside of a highly touted offensive line, lettering from 1987-90. He earned the Jacobs Blocking Award as the SEC's top blocker in his All-American season of 1990. Davis helped create holes

for tailback Tony Thompson in 1990, allowing him to rush for 1,261 yards that season. Davis was a part of two SEC Championship teams, in 1989 and 1990. The Vols captured three bowl games in his tenure, winning the 1991 Sugar Bowl over Virginia, the 1990 Cotton Bowl over Arkansas and the 1988 Peach Bowl over Indiana. The Volunteers were ranked eighth in the final AP bowl of his senior season in 1990 and fifth in his junior year of 1989

• The ultimate goal of the VFL program is to reshape the culture of the program into one that produces not only great players and teams, but even greater men

• A native of Fort Valley, Ga., Davis and his wife, Carrie, currently live in Knoxville and have four children, Cailyn, Dakota, Braden and Carley



JOE HARRINGTON

SPORTS TECHNOLOGY COORDINATOR

25TH SEASON AT TENNESSEE
TENNESSEE '90

- Joe Harrington enters his 25th season at Tennessee as the Vols' sports technology coordinator.
- He designed and implemented the state of the art technology in the recently opened Anderson Training Center.
- In addition Harrington manages all of the teams technology needs, playing a roll in every practice, game, meeting, camp, clinic, or workout the team has.

- A Camillus, N.Y., native, Harrington graduated from UT in 1990 with a communications degree. The College Sports Video Association has named him SEC Video Coordinator of the Year three times (1997, 1998 and 2003)
- Harrington and his wife, the former Tammy Mulling, have three children: Connor, Abigail and Hayden Jane.



CONDREDGE HOLLOWAY

ASST. AD/STUDENT-ATHLETE RELATIONS

18TH SEASON AT TENNESSEE
TENNESSEE '91

- Condredge Holloway is in his 18th year on the Tennessee staff and continues to serve as a vital link between the current Vols football staff and its storied history

• UT's Assistant Athletics Director for Student-Athlete Relations and Letterman also is one of the most celebrated players in school history

• In 2011, Holloway's amazing career was the subject of an ESPN documentary, "The Color Orange: The Condredge Holloway Story," produced by Kenny Chesney. It recounted the life and playing days of the SEC's first African-American starting quarterback

• Holloway primarily serves as the department's liaison with the Lettermen's Club, assisting with reunions and other projects. Holloway also is the point person for numerous issues surrounding the conduct of a major college football program. Holloway has taken great pride in helping former Vols find their niche in the business world by assisting them with contacts and employment opportunities following graduation

• Holloway remains associated in the minds of Tennessee fans with the razzle-dazzle offense he quarterbacked during his undergraduate days of the 1970s

• Nicknamed "The Artful Dodger," Holloway packed excitement into every play, whether it developed into a pass or a scramble

• In his three seasons (1972-74) as a starter, Holloway directed the Vols to the 1972 Astro-Bluebonnet, 1973 Gator and 1974 Liberty bowls and an overall record of 25-9-2. He ended his career with the best interception-to-attempt ratio in Tennessee history, throwing just 12 interceptions in 407 collegiate attempts

• In addition to being the first black quarterback at Ten-

nessee and in the Southeastern Conference, Holloway also was the first black baseball player in UT history

• The outstanding prospect had been selected out of high school by the Montreal Expos with their first overall pick. Holloway opted instead for a two-sport collegiate career and went on to excel on the diamond. He garnered All-SEC and All-America honors as a shortstop in 1975 and finished with a .353 career batting average

• Holloway -- still the owner of UT's longest hitting streak at 27 games -- was selected to Tennessee's All-Century Baseball Team, making him the only UT student-athlete named to all-century squads in both baseball and football

• Drafted by the New England Patriots in the 12th round as a defensive back, but chose to pursue a career as a quarterback in Canada

• Holloway left Knoxville and played 13 seasons in the Canadian Football League, compiling impressive numbers for the Ottawa Rough Riders (1975-80), Toronto Argonauts (1981-86) and British Columbia Lions (1987). He threw for more than 25,000 yards and rushed for another 3,167 while scoring 155 touchdowns. He was league MVP in 1982

• After his professional playing days ended, Holloway returned to UT and earned his degree

• In addition to his induction in Alabama Sports Hall of Fame, Holloway is a member of the Canadian Football Hall of Fame, Tennessee Sports Hall of Fame and the Tennessee Baseball Hall of Fame, among others

• Holloway is married to the former Courtney Haralson of Meigs County and is the father of Jasmine and Condredge III



ROGER FRAZIER

EQUIPMENT MANAGER

32ND SEASON AT TENNESSEE
TENNESSEE '82

- Equipment Manager Roger Frazier is responsible for all football equipment issue and maintenance, in addition to handling the purchasing and inventory control of all football game and practice gear
- He also serves as president of the SEC Equipment Managers Association
- Assists in new product development with Nike
- The UT graduate began his career in 1978 as student manager before being named equipment manager in

spring 1983

- The equipment room was renamed the Roger Frazier and Max Parrott Football Equipment Room, given in their honor by Gordon, Melissa and Hannah Summerfield, in January 2003
- Frazier graduated from Bradley Central High School in Cleveland and played football. He and his wife, Donna, have two children, Brandon and Barrett



ALLISON MAURER

SPORTS NUTRITIONIST

NINTH SEASON AT TENNESSEE
OLIVET NAZARENE '02

- Allison Maurer is responsible for performance nutrition for the University of Tennessee Student-Athletes
- As part of her duties, she conducts team and individual nutrition sessions, grocery-shopping tours, and operates a nutrition area that is called the "fueling station"
- Works directly with head chef at Smokey's sports grill to assure proper fueling for all athletes.

Assists athletes with fueling for any dietary or medical needs including celiac disease, chron's disease, diabetes, and other clinical conditions

- Handles meal planning for football, men's and women's basketball and baseball
- Conducts individual counseling for athletes with eating disorders or disordered eating behaviors
- Conducts body composition testing for various sports teams and educates athletes on how to fuel to improve body composition
- provides pre-workout fuel and post-workout recovery for all sports. She also oversees various protocols related to the health of the student-athletes

- Allison also teaches two undergraduate nutrition classes, which are geared for male and female athletes looking to improve their performance through food, hydration and recovery

- Handles the budgeting, ordering and distribution of NCAA-compliant nutritional supplements for all UT sports
- A board certified specialist in sports dietetics, a certified strength and conditioning specialist and is the Vice President/Treasurer for the Collegiate and Professionals Sports Dietitians Association (CPSDA). She is a member of the Academy of Nutrition and Dietetics (AND) and the National Strength and Conditioning Association (NSCA)
- Prior to her appointment at the University of Tennessee, Allison was the Sports Dietitian and Assistant Strength and Conditioning Coach at the University of Colorado at Boulder from August 2004-October 2007.
- Received her master's degree in nutrition from Georgia State University and her bachelors of science degree in dietetics from Olivet Nazarene University



MICHAEL SZERSZEN

ASSOCIATE STRENGTH COACH

THIRD SEASON AT TENNESSEE
CHARLESTON (W. VA.) '01

- Part of 2015 TaxSlayer Bowl championship and two BIG EAST Championship teams at the University of Cincinnati
- Spent three seasons with the Bearcats, serving as director of football strength & conditioning with Cincinnati in 2011 and 2012
- Spent three years as the head strength and conditioning coach at Eastern Michigan University from 2007-09
- Oversaw strength & conditioning efforts for all 21 varsity sports, working closely with the football team at EMU
- Prior to taking over the head spot at EMU, worked four years as an assistant to current UT director of strength and

conditioning Dave Lawson from 2002-06

- Served as assistant strength and conditioning coach at the United States Military Academy (Army) in 2002
- Was a graduate assistant and volunteer strength and conditioning coach and at West Virginia University in 2000-02
- Earned a master's degree in athletic coaching education from WVU in 2002
- Received bachelor's degree from University of Charleston (W.Va.) in sports medicine in 2001
- Szerszen and his wife Kristin have a daughter named Madison



JASON McVEIGH

DIRECTOR OF SPORTS MEDICINE

17TH SEASON AT TENNESSEE
TENNESSEE '96

- Jason McVeigh enters his 10th season as Director of Sports Medicine at Tennessee, and his 17th overall with the UT athletics department.

- McVeigh has been a member of the UT Sports Medicine staff since 1999, when he joined the Vols as the Director of Rehabilitation for men's athletics. He was appointed the Director of Sports Medicine over all men's and women's sports in 2012 by Dave Hart.

- Under McVeigh's supervision, the new Adair-Carlson Student-Athlete Wellness Center was opened in late 2012. This new 11,000 square foot facility features a state-of-the-art hydrotherapy area containing four Hydroworx therapy pools and a lane pool, as well as a new physical therapy center, athletic training room, and team physicians suite. On-site X-ray, EKG, diagnostic ultrasound, and a state-licensed pharmacy are all available to assist the UT Sports Medicine staff and physicians to care for all Vol and Lady Vol student-athletes.

- McVeigh graduated Summa Cum Laude from UT with a B.S. degree in Biology and a minor in Biochemistry. He then went on to receive his Master's degree in Physical Therapy from Duke University. He is a Certified Athletic Trainer as well as a Board Certified Specialist in Sports Physical Therapy, and is an active member of both the American Physical Therapy Association and the National Athletic Trainers Association. He has been an invited speaker at many regional and national athletic and sports medicine conferences on topics such as foot and ankle injuries, shoulder exercises, concussion management, and cardiac screening programs for athletes, among others.

- A native of Buffalo, N.Y., McVeigh graduated from Jonesborough's David Crockett High. He is married to the former Jennifer Bruorton of Marietta, Ga., and they have three children, Caitlin, Carson, and Kennedy.



DR. CHRIS KLENCK

TEAM PHYSICIAN

10TH SEASON AT TENNESSEE
PURDUE '95

- Dr. Chris Klenck enters his 10th season as the head team physician on the UT Sports Medicine staff

- Klenck came to Knoxville in November 2006 following a primary care sports medicine fellowship at Indiana University Medical Center. He had served the Indianapolis hospital since June 2001 in the positions of Internal Medicine/Pediatrics intern, resident and chief resident

- During fellowship training, Klenck was an assistant team physician for the Indianapolis Colts preseason training camps and assisted at Purdue University, his alma mater. He worked the NFL Scouting Combines in Indianapolis, has NCAA championships experience and served as a team physician in the Indiana high school ranks

- Additionally, he has earned board certifications in Internal Medicine, Pediatrics and Primary Care Sports


Medicine

- In January 2013, was named the Sports Medicine Person of the Year by the Tennessee Athletic Trainers' Society (TATS)

- An Evansville, Ind., native, Klenck earned his doctor of pharmacy degree from Purdue before completing his doctor of medicine degree at Indiana University School of Medicine

- He is a member of the American Academy of Pediatrics, American College of Physicians, American Medical Society for Sports Medicine and American College of Sports Medicine

- Klenck is married to the former Laura Botto of Dayton, Ohio. They are the parents of three children: Jacob, Ben and Ella



DEREK DAY

GRADUATE ASSISTANT - DEFENSE

FIRST SEASON AT TENNESSEE
BUTLER '09

• Joined Tennessee in 2015 after spending three seasons as quality control graduate assistant on defense for the Iowa State football program.

• Helped tutor three First-Team All-Big 12 linebackers A.J. Klein, Jake Knott and Jeremiah George in his first two years in Ames. All three linebackers are currently on NFL rosters. The Cyclones played in the Liberty Bowl in Day's first season in 2012.

• Prior to Iowa State, worked at Western Kentucky, where he was a defensive graduate assistant, assisting with the WKU linebackers from January 2010 until January 2012.

• Coached Western Kentucky's offensive scout team and the

special teams scout squad during his two years as a Hilltopper coach, job duties included offensive opponent breakdown, scouting reports, creation of game day call sheets and creation of the playbook.

• Also served as a strength and conditioning graduate assistant for the Hilltopper program in 2009.

• A four-year starter at defensive end at Butler, during senior season (2008) the Bulldogs posted their first winning season in nine years.

• Day earned his Bachelor's degree in education from Butler in 2009 and received his Master's degree in education from Iowa State.



MERCI FALAISE

GRADUATE ASSISTANT - OFFENSE

SECOND SEASON AT TENNESSEE
NC STATE '07

• Joined Tennessee in 2014 after coaching at Garden City Community College in 2013 as the Busters' offensive coordinator and outgoing recruiting coordinator

• From 2012-13 at Garden City served as offensive line coach and run game coordinator, coaching an offense that finished sixth nationally in total offense and averaged 498 yards per game

• Prior to joining Garden City's staff in August of 2012, Falaise coached two seasons on the high school level in his home

state of Georgia, Washington-Wilkes HS and Greene County HS

• Previously was an assistant coach at Georgia Military College coaching the offensive line and tight ends

• Falaise played collegiately at Georgia Military College and NC State where he garnered multiple honors including NJCAA First Team All American and Caterpillar® Scholar Athlete.

• A 2007 graduate of NC State with a bachelor's in sports management and received a master's from Liberty in 2012



CHASE GIBSON

DEFENSIVE QUALITY CONTROL

THIRD SEASON AT TENNESSEE
MARSHALL '07

• Chase Gibson begins third year at Tennessee after spending the 2012 season as a defensive graduate assistant under Butch Jones at Cincinnati

• Helped Bearcats to a BIG EAST championship and was part of the staff that captured a Belk Bowl victory over Duke

• Served as an assistant linebackers coach and strength and conditioning graduate assistant at UT-Martin in 2011

• Also spent two years as a physical education teacher and football coach at George Rogers Clark High School in Winchester, Ky., and one year as a coach at Pike County Central High School in his hometown of Pikeville, Ky.

• Graduated from Marshall with a degree in physical education after a knee injury ended his playing career during his freshman season in 2007.



KEVIN KOGER

OFFENSIVE QUALITY CONTROL

FIRST SEASON AT TENNESSEE
MICHIGAN '11

• Joined Tennessee in 2015 after spending two seasons at the University of Michigan as the offensive graduate assistant coach where he worked with the tight ends.

• Prior to joining Michigan, Koger served as a coach at Saline High School.

• A four-year letterman and three-year starter at tight end for the Wolverines (2008-11), Koger appeared in 47 career games with 30 starts and finished his collegiate career with 59

receptions for 756 yards and nine touchdowns.

• A team captain and an All-Big Ten honorable mention selection by both the league's coaches and the media as a senior.

• Koger earned his bachelor's degree in sports management from Michigan.

• He attended Whitmer High School, where he holds school records for career receiving yards, (1,210), career touchdown receptions (16) and single-game receiving yards (210).



GREG MEYER

SPECIAL TEAMS QUALITY CONTROL

THIRD SEASON AT TENNESSEE
CASE WESTERN RESERVE '10

• Greg Meyer came to Tennessee after spending the 2012 season on Butch Jones' staff at Cincinnati as the special teams quality control assistant

• Helped lead the Bearcats to a BIG EAST championship and was part of the staff that captured a Belk Bowl victory over Duke

• Served as a graduate assistant at Mississippi State in 2010 and 2011 working with special teams aiding the Bulldogs in the 2010 Gator Bowl and 2011 Music City Bowl, also a part of two MSU teams that won the Egg Bowl

• Helped lead Case Western Reserve to three consecutive undefeated regular seasons and league championships from 2007-09

• Was a 2008 First Team All-UAA selection as a running back

• Served as an intern in the Mississippi State football program in 2009

• Spent the summer of 2008 as an intern with the University of South Florida football program



NICK SHERIDAN

GRADUATE ASSISTANT - OFFENSE

SECOND SEASON AT TENNESSEE
MICHIGAN '10

• Joined Tennessee in 2014 after coaching at the University of South Florida in 2013 as the Bulls' quarterbacks and passing game coordinator

• Also served as quarterbacks and passing game coordinator at Western Kentucky in 2012 under coach Willie Taggart

• Served as graduate assistant on offense at WKU in 2011

• Prior to joining WKU's staff in the spring of 2011, Sheridan coached quarterbacks at his alma mater, Saline High School in Saline, Mich.

• A 2010 graduate of Michigan with a bachelor's degree in political science

• Walked on to the Wolverines football team in the fall of 2006, and earned a scholarship prior to his junior season

• He saw action in 12 games under center during his career in Ann Arbor, making four starts during the 2008 season

• Completed 70-of-148 passes for 701 yards and a pair of touchdowns. In one of those starts against Minnesota, he completed 18-of-30 passes for a career-best 208 yards. In fact, his 236 yards of total offense were the most by a Wolverine during the '08 campaign.

• Sheridan grew up as a coach's son. His father, Bill, is currently the linebackers coach for the Detroit Lions



STEPHEN SMITH

DEFENSIVE QUALITY CONTROL

FIRST SEASON AT TENNESSEE
SAGU '06

• Joined the Vols prior to the 2015 season

• Spent seven years on the football staff at Cedar Hill High School in Texas

• Helped guide Longhorns to three Texas state titles including 2006 and back-to-back championships in 2013 and 2014

• Served as Co-Offensive Coordinator and Tight Ends/H-Backs Coach at Cedar Hill

• Played at Southwestern Assemblies of God University in

Waxahachie, Texas from 2003-2004

• Earned team's Defensive Player of the Year as a senior in 2006, posting nine sacks

• Also played at East Texas Baptist University in Marshall, Texas in 2002

• Received bachelor's of science degree in Science and History in 2006 from SAGU



TOM ZAGORSKI

OFFENSIVE QUALITY CONTROL

FIRST SEASON AT TENNESSEE
CASE WESTERN RESERVE UNIVERSITY '07

• Joined Tennessee in 2015 prior to the season

• Coached at John Carroll University as the Blue Streaks' offensive coordinator and offensive line coach in 2014

• Finalist for Division III Coordinator of the Year in 2014

• Served as special teams and run game coordinator for three seasons prior to offensive coordinator at John Carroll

• In the summer of 2008, Zagorski joined the John Carroll

community as a graduate assistant.

• Prior to his time as a graduate assistant, Zagorski worked at Benedictine High School as Director of Alumni Relations and Throws coach for the Bengal Track program.

• Earned his Master's Degree in School Counseling from John Carroll in 2011.




FOOTBALL SUPPORT STAFF



PATRICK ABERNATHY
COORDINATOR
OF HIGH SCHOOL
RELATIONS



IKE BROWN
DIRECTOR OF
PLAYER
DEVELOPMENT




ROBB DUNCANSON
ASSISTANT
DIRECTOR OF
SPORTS MEDICINE



AMANDA GILPIN
ADMINISTRATIVE
ASSISTANT



DANA HIBBS
RECRUITING
OPERATIONS



MATT HIBBS
SENIOR DIRECTOR
OF COMPLIANCE



JENNA KENNEDY
ASSISTANT
ATHLETIC TRAINER



JONATHAN KING
DIRECTOR OF
GRAPHIC DESIGN
AND BRANDING



KIM MILLIGAN
ADMINISTRATIVE
ASSISTANT



BRANDON MYLES
ASSISTANT
STRENGTH COACH



KEITH PANTLING
FOOTBALL
OPERATIONS



MAX PARROTT
ASSISTANT
EQUIPMENT
MANAGER



BRIAN RUSSELL
ASSOC. DIRECTOR
THORNTON
CENTER




ANGELA SCHWINGE
ADMINISTRATIVE
ASSISTANT




ALLEN SITZLER
ASSISTANT
EQUIPMENT
MANAGER



TONY SMITH
ASSISTANT
STRENGTH COACH



VINNY TUFARO
ASSISTANT
ATHLETIC TRAINER



MATT WILSON
RECRUITING
PERSONNEL
ADMINISTRATOR



DR. JIMMY G. CHEEK

UT KNOXVILLE CHANCELLOR

SIXTH YEAR AT TENNESSEE
TEXAS A&M '69

Jimmy G. Cheek became the seventh chancellor of the University of Tennessee, Knoxville, on February 1, 2009.

Within a year of taking office, the chancellor set a goal for UT to become a Top 25 public research university in a decade. This aggressive initiative sparked exciting momentum around improving undergraduate education, graduate education, research, campus infrastructure, and additional financial resources.

Several new academic and student service buildings have been built or significantly renovated since 2009. An unprecedented \$1 billion in campus construction is now underway or in the design or planning stages. A new student union, classroom and laboratory facilities, and a redeveloped residence hall village will open in the next several years.

Cheek has led great change in the university's delivery of core services that include student advising, tutoring, mentoring, and other support to help our students graduate on time and achieve their academic goals. These changes have dramatically improved retention and graduation rates and brought our metrics closer to those of our Top 25 peers.

The increased support for faculty and staff salaries has aided recruitment and retention efforts of world-class faculty and talented staff. Cheek also has led an effort to enhance our relationships with existing partners, including Oak Ridge National Laboratory, and to create new relationships that broaden our research and opportunities for collaborations with faculty and students.

A first-generation college student, Cheek has set in motion several initiatives to broaden diversity and student access to the university. The university's work on improving access led to Cheek's participation in the White House Summit on increasing college opportunity for low-income students.

He serves on the board of directors for the Association of Public and Land Grant Universities (APLU); as chairman of the group's Commission on Food, Environment, and Renewable Resources; and as a member of the APLU Presidential Advisory Committee on Energy. He serves on the UT-Battelle Board of Governors, the UT Health Sciences Center Board of Directors, the Tennessee Higher Education Commission Master Plan Steering Committee, and the board of the Knoxville Symphony Orchestra. He is chair of the Board of the International Fertilizer Development Center Advisory Committee, a new global research effort to develop and commercialize clean, environmentally sustainable, cost-effective, and renewable fertilizers for the developing world.

Prior to his service with UT, Cheek was a member of the faculty and an administrator at the University of Florida for thirty-four years, last serving as senior vice president of agricultural and natural resources. While at Florida, he received the President's Medallion and Student Body Resolution 2009-104 for dedicated and loyal service to the university and outstanding service to students, respectively, and the Morton Wolfson Faculty Award for outstanding contributions to the quality of student life. He was named to the Academy of Teaching Excellence in 2008, a fellow of the American Association for Agricultural Education in 2005, and a fellow of the North American Colleges and Teachers of Agriculture in 1998. Cheek's research has focused on the influence of experiential learning on student achievement and educational accountability.

Cheek earned a bachelor's degree with high honors and doctorate from Texas A&M University. He received his master's degree from Lamar University. A native of Texas, he is married to Ileen Cheek, and they have two children and three grandchildren.



DR. DONALD BRUCE

FACULTY ATHLETIC REPRESENTATIVE

16TH YEAR AT TENNESSEE
DREW UNIVERSITY '94

Donald Bruce is the Douglas and Brenda Horne Professor of Business in the Center for Business and Economic Research (CBER) and the Department of Economics at the University of Tennessee, Knoxville.

He joined the UTK faculty in 1999 after receiving his M.A. and Ph.D. in Economics from Syracuse University and his B.A. with honors in Economics from Drew University.

As a CBER economist, Dr. Bruce regularly provides objective, non-partisan policy research and evaluation under contracts with an array of government agencies at the federal and state levels. His recent work in CBER has included an ongoing evaluation of Tennessee's welfare program, Families First, for the Tennessee Department of Human Services, an analysis of teacher supply and demand in Tennessee for the Governor's Office of Education Policy, and a forecast of expenditures on Tennessee Education Lottery Scholarships for the Tennessee Higher Education Commission.

In addition to his CBER research, Dr. Bruce studies the economic and behavioral effects of tax policies on such things as small business activity and owner-occupied housing. His work has been presented and published in a variety of academic journals, edited volumes, and professional meetings. He has testified before Congress

on the topic of internet taxation, and he presented his work on taxes and small business activity before the President's Advisory Panel on Federal Tax Reform in 2005.

Dr. Bruce regularly teaches graduate and undergraduate courses on the economics of taxation and the economics of health and health care. He has recently served as the Director of Graduate Studies in Economics and the Director of the Undergraduate Major in Public Administration. Before becoming Faculty Athletics Representative, Dr. Bruce served for two years as chair of the Athletics Board's Fiscal Integrity and Long-Range Planning Committee. He has also served as chair of the UTK Faculty Senate's Budget and Planning Committee. Dr. Bruce is an active member of the National Tax Association, the International Institute of Public Finance, and the American, Southern, and Western Economic Associations. His community service has included numerous economic and policy presentations for state and local organizations, and he currently serves as Chairman of the Board of Innovative Education Partnership, the non-profit governing body of the Clayton-Bradley STEM Academy in Blount County.

Dr. Bruce lives in Walland, Tenn, with his wife Jennifer, a mathematics teacher at Clayton-Bradley, and their daughter Annie.



DAVE HART

VICE CHANCELLOR/DIRECTOR OF ATHLETICS

FOURTH YEAR AT TENNESSEE
ALABAMA '71

The University of Tennessee named Dave Hart vice chancellor and director of athletics on Sept. 5, 2011. Hart has previously held leadership roles in athletics administration at East Carolina University, Florida State University and the University of Alabama.

"Under Dave's leadership, we are making huge strides toward achieving comprehensive excellence," said Chancellor Jimmy G. Cheek. "Our student-athletes have broken records with their academic performance, and their competitive spirit will drive them to win championships."

Among the many challenges and goals being addressed in the first three years of his tenure at Tennessee, Hart has led efforts which included the following:

- Restructured the athletics department to provide for greater efficiency.

- Hired the following head coaches: Butch Jones (football), Rick Barnes (Men's Basketball), Holly Warlick (women's basketball), Brian Pensky (soccer), Beth Alford-Sullivan (Track & Field/Cross Country) while also naming Matt Kredich to lead a combined swimming and diving program.

- Named Dr. Joe Scogin to lead the Thornton Student Life Center. Dr. Scogin's efforts in reorganizing the Thornton Center have had an immediate impact, resulting in unprecedented academic success for Tennessee student-athletes.

- Launched the Campaign for Comprehensive Excellence, creating an opportunity for donors to partner with the athletic program toward achievement of this collective goal, prioritizing capital projects.

- As a part of the Campaign, Hart was instrumental in the planning, fundraising, and completion of two capital projects: Pat Summitt Plaza, which honors the greatest coach in basketball history, and the Ray and Lucy Hand Digital Studio, a state-of-the-art production studio second to none in the nation.

- Redefined the athletic department Mission, Vision and Values to focus on the student-athlete.

- Created a new administrative structure going through a "right-sizing" effort in conjunction with the implementation of combining the men and women's athletic programs into one while setting a direction and vision for all units within the department.

- The Compliance Department has been reorganized and capital projects have been reprioritized to dovetail into a strategic plan for the future.

- Policies and procedures have been strengthened throughout the department, as has overall communication.

- Fan experience enhancement options at Neyland Stadium and Thompson-Boling Arena have been prioritized.


"It is an honor to serve in this leadership role at the University of Tennessee," Hart said. "Our mission to inspire student-athletes to achieve comprehensive excellence in competition, the classroom and community service. I am proud of the positive energy that our staff, coaches and student-athletes are generating. I am optimistic about what is on the horizon. The future is bright for Tennessee Athletics."

In December 2012, Hart hired Butch Jones from the University of Cincinnati as the head football coach at the University of Tennessee. Since assuming his new role, Jones has brought a renewed sense of energy and optimism, including a win over top 10-ranked South Carolina in October 2013 and signing a consensus top five recruiting classes in 2014 and 2015. Jones led the Vols to their first game in four years in 2014, and Hart extended Jones' contract through the 2020 season.

Jones led Tennessee to its first bowl win since 2008, with a 45-28 dominating win over Iowa in the 2015 TaxSlayer Bowl.

Hart also hired Holly Warlick to follow the legendary Pat Summitt as the head coach of Tennessee's women's basketball program, and Warlick led the Lady Vols to SEC champion-





ships in each of her first two seasons.

In 2012-13, Tennessee also won national championships in three events and finished third nationally in women's swimming and diving under Matt Kredich, the former UT women's coach whom Hart chose to lead a combined men's and women's swimming and diving program. Hart also hired Brian Pensky to lead the Tennessee soccer program, and the squad made an NCAA tournament appearance in Pensky's first season. The men's basketball team also made the Sweet 16 in April 2014.

In just under two years at Tennessee, Hart has worked with Chancellor Jimmy Cheek and Vice Chancellor for Finance and Administration Chris Cimino to build a long-term financial model for Tennessee Athletics.

In conjunction with Provost Susan Martin, the hiring of Dr. Joe Scogin as assistant provost and senior associate athletics director to lead the Thornton Student Life Center has led to excellent classroom performance by UT student-athletes. For the first time since available data was recorded, Tennessee student-athletes posted three consecutive semesters with a 3.00 GPA or above, also accomplishing the feat in three consecutive spring semesters. The Spring 2013 GPA of 3.05 was the highest combined GPA for UT student-athletes all-time. Also, in Spring 2014, four sports posted their highest GPA in team history, and 58% of student-athletes posted a 3.0 GPA or higher. In the most recent Spring semester, a record number of student-athletes graduated.

Comprehensive athletic success exemplified Hart's tenure as the Florida State athletic director, as a combined 35 ACC Championships were won by 10 different Seminole athletic programs during his tenure. Additionally, the Seminole football team won nine ACC titles and appeared in four national championship games, winning the 1999 BCS National Championship with a Sugar Bowl victory over Virginia Tech.

The men's outdoor track and field team also claimed two national championships while the baseball program appeared in the College World Series five times and the softball pro-

gram won nine ACC titles and played in the Women's College World Series. During Hart's last year at FSU, the Seminoles finished 15th in the Directors' Cup, an all-time high for the institution at that time.

Additionally, during Hart's three years at Alabama, the Crimson Tide football team claimed the 2009 BCS National Championship and the individual athletic teams posted eight combined top-three finishes nationally from 2009-11. Hart has more than 25 years of service as a director of athletics.

Highly respected as a visionary and industry leader, Hart's career has featured service as the president of both the National Association of Collegiate Directors of Athletics and the Division IA Athletics Directors' Association. A former recipient of the Robert R. Neyland Award honoring lifetime achievement, Hart has also been named by his colleagues as the Athletic Director of the Year for the Southeast Region in both 2000 and 2005, one of a few select individuals to receive the honor multiple times.

During his 13 years at Florida State, Hart negotiated unprecedented, multi-million dollar contracts for the department totaling in excess of \$175 million and devised and executed an extensive and comprehensive facilities master plan for athletics eclipsing the \$150 million mark. Hart initiated a multi-faceted Student Development/Life Skills program for all student-athletes at FSU, an endeavor recognized nationally as a "Program of Excellence" by the Division I-A Athletics Directors' Association.

"Dave is as good an athletic director as there is in the country," legendary Florida State Head Football Coach Bobby Bowden said. "He's as sharp of an AD as I've been around in 57 years. He knows what's important, and he's a builder."

In recognizing Hart's position within intercollegiate athletics, ACC Commissioner John Swofford said, "Dave Hart is one of the best and most respected athletics administrators in the business. He thoroughly understands the nuances of major college athletics, and he has superb values to go along with his vast experience in the field. He is a proven leader at the conference and national levels."

While at FSU, Hart made many key hires, including the hiring of FSU's first two African-American basketball coaches, including current men's coach Leonard Hamilton, as well as their first African-American senior-level administrator. He also placed a significant focus on the growth of women's athletics at FSU, a commitment reflected in increased funding, competitive success and facility upgrades.

Academic success also accompanied Hart's time at FSU, as the school became home to the inaugural National Student-Athlete of the Year, a State of Florida Woman of the Year recipient, and two Rhodes Scholars. Hart has also earned the Athletics Directors' Award for advancing the quality and progress of student-athletes and the athletics program while at Florida State. In 2008, he received the James J. Corbett Award, the highest honor bestowed by National Association of College Directors of Athletics.

Hart served as Executive Director of Athletics at Alabama from August 2008 until accepting his leadership role with the Volunteers. A 1971 Alabama graduate, Hart played basketball for the Crimson Tide under legendary head coach C.M. Newton and earned a master's degree from UA in 1972 while working as a graduate assistant basketball coach.

Hart met his wife, the former Pam Humble, while at Alabama. The couple has three children: Rick, who serves currently as the athletic director at SMU, Jamie and Kelly. The Harts are the grandparents of five grandchildren: Trevor, Caroline, McKinley, Olivia and Kingsley.



EXECUTIVE ATHLETICS STAFF




JON GILBERT
EXECUTIVE SENIOR
ASSOCIATE
ATHLETICS DIRECTOR



CHRIS FULLER
SENIOR ASSOCIATE
ATHLETICS DIRECTOR
FOR DEVELOPMENT AND
EXTERNAL RELATIONS



BRETT HUEBNER
SENIOR ASSOCIATE
ATHLETICS DIRECTOR
FOR BUSINESS
OPERATIONS/CFO



DR. JOE SCOGIN
SENIOR ASSOCIATE
ATHLETICS DIRECTOR/
ASSISTANT PROVOST



DONNA THOMAS
SENIOR ASSOCIATE
ATH. DIRECTOR/SENIOR
WOMAN ADMINISTRATOR



MIKE VOLLMAR
SENIOR ASSOCIATE
ATHLETICS DIRECTOR



MIKE WARD
SENIOR ASSOCIATE ATH.
DIRECTOR FOR ADMIN. &
SPORT PROGRAMS



■ **SENIOR ATHLETICS STAFF**



JOE ARNONE
ASSOCIATE AD -
TICKET OPERATIONS



ANGIE BOYD-KECK
ASSOC. AD-BUSINESS/
INTERNAL AFFAIRS



JIMMY DELANEY
ASSISTANT AD -
SALES & MARKETING



DAVID ELLIOTT
ASSISTANT AD -
EVENT MANAGEMENT



GREG HULEN
ASSOCIATE AD -
DEVELOPMENT



TYLER JOHNSON
ASSOCIATE AD -
BUSINESS/
INTERNAL AFFAIRS



DAVE LAWSON
DIRECTOR OF
STRENGTH &
CONDITIONING



JASON McVEIGH
DIRECTOR OF
SPORTS MEDICINE



THOMAS MOATS
DIRECTOR OF
INFORMATION
SERVICES



KAYLA SMITH
DIRECTOR OF
NCAA CHAMPS LIFE
SKILLS



CHRIS SPOGNARDI
DIRECTOR OF
FOOTBALL
OPERATIONS



CARMEN TEGANO
ASSOCIATE AD



DARA WORRELL
ASSOCIATE AD



JASON YELLIN
ASSISTANT AD -
MEDIA RELATIONS



KEVIN ZURCHER
ASSISTANT AD -
FACILITIES
AND ATHLETIC
GROUNDS



STEVE EARLY
VOL NETWORK
GENERAL MANAGER



NEYLAND STADIUM

TENNESSEE VOLUNTEERS



MICAH ABERNATHY

DEFENSIVE BACK

3

FRESHMAN • HS • 6-0 • 186

ATLANTA, GA. • GREATER ATLANTA CHRISTIAN H.S.

HIGH SCHOOL

- Lettered at Greater Atlanta Christian School in Norcross, Ga., for coach Tim Hardy
- 247 Sports: 4-star (No. 24 cornerback, No. 28 prospect in Georgia)
- ESPN: 4-star (No. 7 cornerback, No. 12 prospect in Georgia)
- Rivals: 3-star (No. 52 safety, No. 36 prospect in Georgia)
- Scout: 4-star (No. 34 cornerback, No. 2 cornerback in Georgia)
- Selected to 2015 Under Armour All-America Game, becoming first from GAC to play in the game
- Member of ESPN 300
- Played both cornerback and running back in high school
- Named 2014 Atlanta Journal-Constitution Offensive Player Of the Year
- Honored as 2014 Gwinnett Daily Post Offensive Player of the Year
- First-team all-county as a junior and senior
- Leading rusher in Gwinnett County in 2014 with 1,526 yards and 20 rushing touchdowns
- Helped Spartans to a 14-1 record and berth in Georgia State Championship Game as a senior in 2014

- During Spartans' run in the 2014 playoffs, he ran for 833 yards and 12 touchdowns in five games
- Ran for 186 yards and two scores in state title game
- Posted 41 tackles in the secondary as a senior in 2014
- First team all-state by the Associated Press as a junior in 2013
- Named honorable mention all-state by Atlanta Journal-Constitution as a junior
- As a junior in 2013, gained 2,003 all-purpose yards and scored 22 total touchdowns

PERSONAL

- Full Name: Micah Alexander Abernathy
- Born: Feb. 10, 1997
- Son of Annette and Ralph David Abernathy III
- Brother of Ralph David Abernathy IV, who played for Butch Jones and staff at Cincinnati
- Grandfather Ralph David Abernathy Sr., was a leader of the American Civil Rights Movement and close associate of Martin Luther King Jr.



RALPH DAVID ABERNATHY IV

RUNNING BACK

5

R-SENIOR • TR • 5-7 • 161

ATLANTA, GA. • WESTMINSTER SCHOOL • CINCINNATI

2014 - SENIOR (AT CINCINNATI)

- Missed most of the 2014 season with lingering heel/hamstring ailments.
- Moved from running back to slot receiver, appeared in Cincinnati's first two games, had three receptions for 26 yards and one rushing attempt for minus-5 yards for the Bearcats.

2013 - JUNIOR (AT CINCINNATI)

- Appeared in 13 games, ran for 518 yards and five touchdowns on 132 carries.
- Returned 16 kickoffs for 351 yards.

2012 - SOPHOMORE (AT CINCINNATI)

- Appeared in 13 games, ran for 366 yards and three touchdowns.
- Caught 28 passes for 341 yards and four touchdowns.
- Returned 32 kickoffs for 801 yards.

2011 - FRESHMAN (AT CINCINNATI)

- Appeared in all 13 games, as a running back and kick-off returner
- Carried the ball 14 times for 38 yards
- Returned 38 kickoffs for 1034 yards and one touchdown

HIGH SCHOOL

- Lettered at Westminster School in Atlanta, Ga., for coach Gerry Romberg
- Despite being limited by injury during his senior season, rushed for 224 yards, including runs of 80 and 40 yards, along with three touchdowns against rival Lovett to give Westminster the Region 6-AA Division B title
- Named to the Atlanta Journal-Constitution's and Gaprenews.com's 2010 Preseason AA All-State Team
- An All-State selection by the Georgia Sports Writers Association as a junior after rushing for over 1,200 yards and scoring 21 touchdowns

PERSONAL

- Son of Annette and the Reverend Ralph David Abernathy III
- Born: December 24, 1992
- Father is a former Georgia State Senator
- Late grandfather Ralph David Abernathy Sr. was a leader in the American Civil Rights movement and a close friend of Dr. Martin Luther King Jr.
- Has two siblings, Christiana and Micah
- Brother Micah is a freshman defensive back for the Vols

CAREER STATISTICS

Rushing	GP	No	Yds	Avg	Per/G	TD	Long
2011 (Cin)	13	14	38	2.7	2.9	0	10
2012 (Cin)	13	69	366	5.3	28.2	3	52
2013 (Cin)	13	132	518	3.9	39.8	5	27
2014 (Cin)	2	1	-5	-5.0	-2.5	0	-5
Totals	41	216	917	4.2	22.4	8	52

Receiving	GP	No	Yds	Avg	Per/G	TD	Long
2011 (Cin)	13	1	-4	-4.0	-0.3	0	-4
2012 (Cin)	13	28	341	12.2	26.2	4	76
2013 (Cin)	13	24	177	7.4	13.6	0	32
2014 (Cin)	2	3	26	8.7	13.0	0	17
Totals	41	56	540	9.6	13.2	4	76

CAREER STATISTICS

Kickoff Returns	GP	No	Yds	Avg	Per/G	TD	Long
2011 (Cin)	13	39	1034	26.5	79.5	1	90
2012 (Cin)	13	32	801	25.0	61.6	0	58
2013 (Cin)	13	16	351	21.9	27.0	0	38
2014 (Cin)	2	0	0	0.0	0.0	0	-
Totals	41	87	2186	25.1	53.3	1	90



MAX ARNOLD

DEFENSIVE BACK

46

R-SENIOR • 2L • 5-11 • 191

McKENZIE, TENN. • McKENZIE H.S.

CAREER HONORS

- 2013 SEC Honor Roll

2014 - R-JUNIOR

- Games/Starts: 13/0
- Played in 13 games as a reserve linebacker and on special teams

2013 - R-SOPHOMORE

- Games/Starts: 7/0
- Emerged as the backup strong safety to Brian Randolph after strong play in spring and fall of 2013
- Made 10 tackles in seven games during 2013 season
- Career-high five tackles vs. #7 Auburn (11/9)
- Three tackles including 0.5 TFL at #2 Oregon (9/14)
- Recovered a fumble and returned it 23 yards vs. WKU (9/7), one of UT's five turnovers forced in first quarter
- Opened 2013 with a tackle vs. Austin Peay (8/31)
- Awarded John Stucky Iron Vol Award after spring 2013
- Had a 62-yard interception return for a touchdown in the 2013 Orange & White Spring Game

2012 - R-FRESHMAN

- Games/Starts: 1/0
- Made debut playing on special teams in season finale vs. Kentucky (11/24)

2011 - FRESHMAN

- Member of the Vols football team, did not play

HIGH SCHOOL

- Played both quarterback and defensive back at McKenzie
- All-State, All-West Tennessee as a senior

PERSONAL

- Full name: Richard Max Arnold
- Born: Jan. 14, 1993
- Son of Sandi and Max Arnold
- Majoring in Recreation and Sport Management

CAREER STATISTICS

Defense	GP/GS	UT	AT	TT	Sack	TFL	FF	FR	PD	Int	High Tk
2012	1/0	0	0	0	0-0	0-0	0	0	0	0-0	--
2013	7/0	3	7	10	0-0	0.5-1	0	1	0	0-0	5-AU
2014	13/0	0	0	0	0	0-0	0	0	0	0-0	0
Totals	21/0	3	7	10	0-0	0.5-1	0	1	0	0-0	5-AU

CAREER HIGHS

Tackles	5 vs. Auburn, 11/9/13
Fumble Recovery	1 vs. Western Kentucky, 9/7/13

CAREER GAME-BY-GAME

2013 Opp.	U-A-T, Other	2014 Opp.	U-A-T, Other
Austin Peay	1-0-1	Utah State	0-0-0
W. Kentucky	0-0-0, 1-23 fr	Ark. State	0-0-0
at Oregon	1-3-4, 0.5-1 tfl	at Oklahoma	0-0-0
at Florida	DNP	at Georgia	0-0-0
So. Alabama	DNP	Florida	0-0-0
Georgia	DNP	Chattanooga	0-0-0
So. Carolina	0-0-0	at Ole Miss	0-0-0
at Alabama	DNP-INJ	Alabama	0-0-0
at Missouri	DNP	at So. Carolina	0-0-0
Auburn	1-4-5	Kentucky	0-0-0
Vanderbilt	0-0-0	Missouri	0-0-0
at Kentucky	0-0-0	at Vanderbilt	0-0-0
		vs. Iowa	0-0-0



PATRICK ASHFORD

HOLDER

10

R-SENIOR • 1L • 6-0 • 213

MORRISTOWN, TENN. • MORRISTOWN WEST H.S. • CARSON-NEWMAN

CAREER HONORS

- 2014 SEC Academic Honor Roll
- 2013 SEC Academic Honor Roll

2014 - R-JUNIOR

- Games/Starts: 13/0
- Against #19/20 Missouri (11/22), completed a 31-yard pass for first career touchdown on fake field goal attempt connecting with tight end Alex Ellis
- Served as holder on all 62 kicks

2013 - R-SOPHOMORE

- Squad member, did not appear in any games

2012 - R-FRESHMAN

- Squad member, did not appear in any games

2011 - FRESHMAN AT CARSON-NEWMAN

- Spent freshman year as a member of the Carson-Newman football team as a back-up quarterback and holder on kicks
- Made debut with Eagles as a holder on a game-winning field goal to beat Brevard, 27-24

HIGH SCHOOL

- Played quarterback at Morristown West High School
- Threw for 1,300 yards and 14 touchdowns as a senior with the Trojans

PERSONAL

- Full name: Patrick Ryan Ashford
- Born: July 19, 1993
- Son of Cari and Mark Ashford
- Majoring in Political Science



DEREK BARNETT

DEFENSIVE LINE

9

SOPHOMORE • 1L • 6-3 • 267

NASHVILLE, TENN. • BRENTWOOD ACADEMY

CAREER HONORS

- 2015 Athlon Sports Preseason SEC All-Conference First Team Defense
- 2015 Phil Steele Preseason Third Team All-SEC
- 2015 Lindy's Sports No. 9 Top Defensive Ends
- 2015 Lindy's Sports Preseason Second Team All-SEC
- 2014 Football Writers Association of America Freshman All-American Team
- 2014 Campus Insiders Defensive Freshman Of The Year
- 2014 Sporting News Freshman All-American Team
- 2014 Phil Steele All-SEC Second Team
- 2014 Phil Steele Freshman All-American Team
- 2014 ESPN's True Freshman All-American Team
- 2014 All-SEC Associated Press Second Team
- 2014 All-SEC Coaches Second Team
- 2014 Freshman All-SEC Team
- 2014 247Sports Freshman All-American
- 2014 Scout Freshman All-American
- 2014 Grantland National Rookie Of Year
- 2014 SEC Defensive Lineman of the Week (11/17)

2014 - FRESHMAN

- Games/Starts: 13/10
- Has set Tennessee record for most TFLs (20.5) and most sacks (10.0) by a true freshman in history
- Twice has posted Tennessee record for sacks in a game by a true freshman with three: with at # 3 Ole Miss (10/18) and at South Carolina (11/1)

- With 20.5 TFLs, ranks fifth on all-time single season list in UT history, most since John Henderson had 21 in 2000
- Led the SEC with 18 TFLs in conference games, the next closest is teammate Curt Maggitt (12)
- Ranked tied for first in the SEC and tied for sixth in NCAA in TFLs per game (1.6) and second in the SEC in total TFLs (20.5)
- Tied for 16th in the NCAA and tied for fourth in SEC in sacks (10.0)
- Became first true freshman to start season opener on defensive line in Tennessee history vs. Utah State
- Played all 13 games, starting nine, making 72 tackles, fifth on team in tackles
- Led all true freshman in the SEC in tackles with 72
- 72 tackles ranked as third highest total tackles by a true freshman in Tennessee history (No. 1 Eric Berry with 86 in 2007; No. 2 A.J. Johnson with 80 in 2011)
- Second on UT with 10.0 sacks and led team with eight quarterback hurries along with a fumble recovery
- Made three tackles in TaxSlayer Bowl win over Iowa (1/2)
- Five tackles, 2.0 TFLs and a sack at Vanderbilt (11/29)
- Eight tackles, 0.5 TFL and two quarterback hurries vs. #19 Missouri (11/23)
- Notched career best tying 4.0 TFLs including 2.0 sacks as part of seven tackles vs. Kentucky (11/15)
- For second time posted UT true freshman record for sacks in a game with 3.0, at South Carolina (11/1), finished game with five tackles and 3.0 TFLs

- Three sacks at # 3 Ole Miss (10/18) set UT record for most sacks by a freshman in a game
- Posted six tackles and 1.5 TFLs vs. #4 Alabama (10/25)
- First career game with double-figure tackles came at #3 Ole Miss (10/18) with 10 stops including 4.0 TFLs and two sacks
- Three tackles including 0.5 TFL and a fumble recovery vs. Chattanooga (10/11)
- First sack (for 10 yards) as part of six tackles and two TFLs for 15 yards vs. Florida (10/4)
- Racked up eight tackles with a TFL at #12/13 Georgia (9/27)
- Notched five tackles with a TFL at #4/3 Oklahoma (9/13)
- Three tackles and first TFL vs. Arkansas State (9/6)
- In first career start vs. Utah State (8/31), made three tackles

HIGH SCHOOL

- Lettered at Brentwood Academy, in Brentwood, Tenn. for coach Cody White
- 247 Sports: 4-star (No. 12 strong side defensive end, No. 5 prospect in Tenn.)
- ESPN: 4-star (No. 25 defensive end, No. 6 prospect in Tenn.)
- Rivals: 4-star (No. 10 defensive end, No. 5 prospect in Tenn.)
- Scout: 4-star (No. 27 defensive end)
- Back-to-back Division 2, Class AA Tennessee Mr. Football winner (2012, 2013)
- Received All-Midstate honors as a senior
- 2013 TSWA All-State selection
- All-Division II-AA Defensive Line
- As a senior, recorded 60 tackles, 18 tackles for loss, 5.5 sacks and one forced fumble
- Helped Brentwood Academy Eagles to a 9-4 record and state semifinal berth
- Also had 141 receiving yards, one receiving touchdown and three rushing touchdowns in senior year

PERSONAL

- Full Name: Derek Anthony Barnett
- Born: June 25, 1996
- Son of Christine Barnett
- Majoring in Communication Studies

CAREER STATISTICS

Defense	GP/GS	UT	AT	TT	Sack	TFL	FF	FR	QBH	Int	High Tk	
2014	13/10	47	25	72	10	20.5	79	0	1	8	0	10-Miss.

CAREER HIGHS

Tackles	10 at Ole Miss, 10/18/14
Tackles For Loss	4 at Ole Miss, 10/18/14 & vs. Kentucky, 11/15/14
Sacks	3 at Ole Miss, 10/18/14 & at South Carolina, 11/11/14
Fumble Recovery	1 vs. Chattanooga, 10/11/14
Double-Figure Tackle Games	1, last 10 at Ole Miss, 10/18/14

CAREER GAME-BY-GAME

2014 Opp.	U-A-T, Other	2014 Opp.	U-A-T, Other
Utah State	1-2-3, qh	at Ole Miss	6-4-10, 3-7 sk, 4-10 tfl
Ark. State	3-0-3, 1-1 tfl	Alabama	4-2-6, 1.5-7 tfl
at Oklahoma	2-3-5, 1-1 tfl, qh	at So. Carolina	4-1-5, 3-18 sk, 3-18 tfl, 2 qh
at Georgia	7-1-8, 1-1 tfl	Kentucky	4-3-7, 4-13 tfl, 2-9 sk
Florida	5-1-6, 1-10 sk, 2-15 tfl	Missouri	4-4-8, 0.5-1 tfl, 2 qh
Chattanooga	1-2-3, 0.5-1 tfl, 1-0 fr	at Vanderbilt	4-1-5, 1-8 sk, 2-11 tfl
		vs Iowa	2-1-3, 1 qh

BARNETT ON THE CHARTS

Tackles By True Freshman

1.	86	Eric Berry	2007
2.	80	A.J. Johnson	2011
3.	72	Derek Barnett	2014
4.	65	Jonathan Hefney	2004

Tackles For Loss - Season

1.	25.0	Leonard Little	1995
2.	24.0	Reggie White	1983
3.	21.0	John Henderson	2000
	21.0	Todd Kelly	1992
5.	20.5	Derek Barnett	2014

Tackles for Loss By Freshman

1.	20.5	Derek Barnett	2014
2.	7.0	Billy Ratliff	1996-RS
	7.0	Dale Jones	1983-RS

Sacks By Freshman

1.	10.0	Derek Barnett	2014
2.	4.0	Ricky Holt	1981

Sacks - Season

1.	15.0	Reggie White	1983
2.	13.5	Jonathan Brown	1997
3.	12.0	John Henderson	2000
4.	11.0	Curt Maggitt	2014
	11.0	Leonard Little	1995
	11.0	Todd Kelly	1992
7.	10.0	Derek Barnett	2014
	10.0	Ronnie McCartney	1975



DILLON BATES

LINEBACKER

17

R-FRESHMAN • RS • 6-3 • 222

PONTE VEDRA BEACH, FLA. • PONTE VEDRA H.S.

2014 - FRESHMAN

- Games/Starts: 4/0
- Suffered season ending injury due to torn labrum, received redshirt season from NCAA
- Backup WILL linebacker as a true freshman, played in four games, making six tackles
- Two stops vs. Arkansas State (9/6) in game his dad Bill was honored as VFL Legend of the Game
- Made three tackles vs. Utah State (8/31) in college debut

HIGH SCHOOL

- Four-year letterman at Ponte Vedra High School in Florida for coach Mike Lloyd
- 247 Sports: 4-star (No. 97 national prospect, No. 7 outside linebacker, No. 15 prospect in Fla.)
- ESPN: 4-star (No. 104 national prospect, No. 4 outside linebacker, No. 16 prospect in Fla.)
- Rivals: 4-star (No. 67 national prospect, No. 3 outside linebacker, No. 10 prospect in Fla.)
- Scout: 4-star (No. 18 outside linebacker)
- Selected to play in 2013 Under Armour All-America High School Football Game
- Associated Press Class 5A All-State Team as a senior
- Florida Times-Union Super 24, the top recruits of 2013
- All-First Coast Team in 2013
- 2013 Florida Times-Union Super 11 selection
- 81 total tackles and 55 solo tackles in his senior campaign

- Credited with more than 300 tackles and 180 solo tackles in his high school career

PERSONAL

- Full Name: Dillon Timothy Bates
- Born: July 5, 1995
- Son of Denise and Bill Bates
- Father, Bill, was a standout safety for UT and played in the NFL for the Dallas Cowboys for 15 seasons from 1983-97 winning three Super Bowl titles
- Majoring in Recreation and Sport Management

CAREER STATISTICS

Defense	GP/GS	UT	AT	TT	Sack	TFL	FF	FR	QBH	Int	High Tk
2014	4/0	3	3	6	0	0	0	0	0	0	3-USU

CAREER GAME-BY-GAME

2014 Opp.	U-A-T, Other	2014 Opp.	U-A-T, Other
Utah State	2-1-3	at Ole Miss	DNT-INJ
Ark. State	1-1-2	Alabama	DNP-INJ
at Oklahoma	0-1-1	at So. Carolina	DNT-INJ
at Georgia	0-0-0	Kentucky	DND-INJ
Florida	DNP-INJ	Missouri	DND-INJ
Chattanooga	DNP-INJ	at Vanderbilt	DNT-INJ
		vs. Iowa	DNP-INJ



ELLIOTT BERRY

LINEBACKER

41

SOPHOMORE • 1L • 6-0 • 208

FAIRBURN, GA. • CREEKSIDE H.S.

2014 - FRESHMAN

- Games/Starts: 9/0
- Legacy played in eight games as a linebacker and on special teams
- One of school-record 21 true freshmen to debut vs. Utah State (8/31)

HIGH SCHOOL

- Lettered for Creekside High School in Canton, Ga. under coach Olten Downs
- 247 Sports: 3-star (No. 59 outside linebacker, No. 69 prospect in Ga.)
- ESPN: 3-star (No. 108 outside linebacker, No. 105 prospect in Ga.)
- Rivals: 3-star (No. 32 athlete, No. 45 prospect in Ga.)
- Scout: 3-star (No. 125 safety)
- Named one of Reebok's Top 25 Most Dynamic Athletes
- Georgia Class 5A All-State Linebacker in 2013 - Atlanta-Journal Constitution and Associated Press
- City/South Fulton All-Metro First Team
- Selected as a 2011 U.S. Air Force Sophomore Second Team All-American

- Led Creekside to a state championship and undefeated record as a senior

PERSONAL

- Full Name: Elliott Lee Berry
- Born: November 4, 1995
- Son of Carol and James Berry
- Twin brother to fellow Vol Evan Berry
- Older brother, Eric, was an All-American and Jim Thorpe Award winner for Tennessee and is a Pro Bowl safety with the Kansas City Chiefs
- Father, James, played running back for the Vols from 1978-81, rushing for more than 1,700 yards and scoring 19 touchdowns
- Wears #41 as a tribute to his brother, an inverse of the #14 Eric wore at Tennessee
- Majoring in Kinesiology

CAREER STATISTICS

Defense	GP/GS	UT	AT	TT	Sack	TFL	FF	FR	QBH	Int	High Tk
2014	9/0	0	0	0	0	0	0	0	0	0	--



EVAN BERRY

DEFENSIVE BACK/KICK RETURNER

29

SOPHOMORE • 1L • 5-11 • 199
FAIRBURN, GA. • CREEKSIDE H.S.

CAREER HONORS

- 2014 Athlon Freshman All-American Third Team Kickoff Returner

2014 - FRESHMAN

- Games/Starts: 13/0
- Legacy handled kickoff returns and played as reserve in secondary; played in all 13 games
- Ranked second in the SEC in kickoff return average (29.5)
- Had 14 kickoff returns for 413 yards (29.5 yards/return)
- Career-best 121 kickoff return yards on career-high four returns vs. #19 Missouri (11/22), including 58-yard return
- Three kickoff returns for 91 yards vs. Kentucky (11/15), also had two tackles in the win
- Three kickoff returns for 63 yards vs. #4 Alabama (10/25)
- First kickoff return went for 68 yards vs. Chattanooga (10/11), the longest by a Vol since Cordarrelle Patterson's 98-yard kickoff return at Mississippi State (10/13/12)
- Made first two tackles of career on special teams at #12/13 Georgia (9/27)
- Debuted with twin brother Elliott in Vols' season-opening win over Utah State (8/31)

HIGH SCHOOL

- Lettered at Creekside High School in Canton, Ga., for coach Olten Downs
- 247 Sports: 4-star (No. 28 athlete, No. 24 prospect in Ga.)
- ESPN: 4-star (No. 37 athlete, No. 26 prospect in Ga.)
- Rivals: 4-star (No. 22 defensive back, No. 23 prospect in Ga.)
- Scout: 4-star (No. 28 defensive back)
- Named one of Reebok's Top 25 Most Dynamic Athletes
- Class 5A All-State first team defensive back
- Directed Creekside to an undefeated record and state championship as a defensive back and quarterback
- 2013 Georgia Class 5A 100-meter dash champion

PERSONAL

- Full Name: Evan Lawrence Berry
- Born: November 4, 1995
- Son of Carol and James Berry
- Twin brother to fellow Vol Elliott Berry
- Older brother, Eric, was an All-American and Jim Thorpe Award winner for Tennessee and is a Pro Bowl safety with the Kansas City Chiefs
- Father, James, played running back for the Vols from 1978-81, rushing for more than 1,700 yards and scoring 19 touchdowns
- Wears #29 as a tribute to Inky Johnson, similar to his brother Eric, who wears #29 with the Kansas City Chiefs in the NFL
- Majoring in Kinesiology

CAREER STATISTICS

Defense	GP/GS	UT	AT	TT	Sack	TFL	FF	FR	PD	Int	High Tk
2014	13/0	5	0	5	0-0	0-0	0	0	0	0-0	2-2x

Kick Returns	GP/GS	No	Yds	Avg	Per/G	TD	Long	High Yd
2014	13/0	14	413	29.5	34.4	0	69-UTC	121-Miz

CAREER HIGHS

Tackles	2 at Georgia, 9/27/14 & vs. Kentucky, 11/15/14
Kickoff Returns	4 vs. Missouri, 11/22/14
Kickoff Return Yards	121 vs. Missouri, 11/22/14
Long Kickoff Return	68 vs. Chattanooga, 10/11/14

CAREER GAME-BY-GAME

2014 Opp.	U-A-T, Other	2014 Opp.	U-A-T, Other
Utah State	0-0-0	at Ole Miss	0-0-0, 2-59-0, 33 KR
Ark. State	0-0-0	Alabama	0-0-0, 3-63-0, 33 KR
at Oklahoma	0-0-0	at S.Carolina	0-0-0
at Georgia	2-0-2	Kentucky	2-0-2, 3-91-0, 39 KR
Florida	0-0-0	Missouri	0-0-0, 4-121-0, 58 KR
Chattanooga	0-0-0, 1-68 KR	at Vanderbilt	0-0-0, 1-11-0, 11 KR
		vs. Iowa	1-0-1



DONTAVIUS BLAIR

OFFENSIVE LINEMAN

74

R-JUNIOR • RS • 6-8 • 300

ANNISTON, ALA. • ANNISTON H.S. • GARDEN CITY (KAN.) C.C.

2014 - JUNIOR

- Redshirt season, did not play in any games

AT GARDEN CITY (KAN.) C.C.

- Two-year starter at Garden City Community College in Garden City, Kansas, playing for Matt Miller
- Rated four-star by 247Sports (No. 8 JUCO prospect, No. 4 offensive tackle, No. 2 prospect in Kansas)
- Rated 4-star by ESPN (No. 26 JUCO prospect, No. 6 offensive tackle)
- Rated 4-star by Rivals
- Rated 4-star by Scout
- 2013 First Team All-Conference in the Kansas Jayhawk Community College Conference
- Played in the Football Capital Bowl of Kansas in 2013
- Played and started all 17 games in his junior college career
- Helped Broncbusters to 2012 KJCCC Semifinals

HIGH SCHOOL

- Four-year starter at Anniston High School in Alabama for coach Eddie Bullock
- First Team Class 4A All-State as a senior
- Helped pave the way for the state's leading rusher (Troy-maine Pope), who gained 2,539 yards and scored 31 touchdowns
- Graded out 93 percent on the offensive line
- Started 50 career games on the offensive line
- Posted more than 200 pancake blocks in his prep career

PERSONAL

- Full Name: Dontavius Q. Blair
- Born: October 25, 1993
- Son of Kim Blair and Lorenzo Swink
- Majoring in Agricultural Leadership



CODY BLANC

WIDE RECEIVER

83

R-JUNIOR • 2L • 6-3 • 207

KNOXVILLE, TENN. • KNOXVILLE CENTRAL H.S.

CAREER HONORS

- 2014 SEC Academic Honor Roll
- 2013 SEC Academic Honor Roll
- 2012 SEC Academic Honor Roll

2014 - JUNIOR

- Redshirt season after suffering preseason ankle injury

2013 - SOPHOMORE

- Games/Starts: 10/1
- Played in first 10 games with one start in 2013
- First career catch at #1 Alabama (10/26) for 43 yards
- Made three tackles on special teams
- First career start came vs. #11 South Carolina (10/19)
- Made two special teams tackles at #19 Florida (9/21)

2012 - FRESHMAN

- Games/Starts: 11/0
- Played in 11 of 12 games, mostly on special teams, and did not post any stats
- Knoxville native was one of 10 true freshmen to play in 2012
- Made college debut with a few snaps vs. NC State (8/31)

HIGH SCHOOL

- Lettered at Knoxville Central High School for coach Joel Helton
- 247sports: 3-star (No. 76 overall athlete, No. 25 prospect in Tennessee)

- ESPN: 3-star (No. 31 prospect in Tennessee)
- Rivals: 2-star
- Honored as Class 5A All-State by Tennessee Sports Writers
- Played running back and safety at Knoxville Central H.S.
- Ran for 1,850 yards in prep career and scored 19 rushing touchdowns, averaging 7.6 yards per carry with the Bobcats
- Hauled in 54 receptions for 654 yards and six receiving touchdowns
- On defense, made 167 career tackles including four TFLs, while making seven interceptions
- As a senior in 2011, ran for 433 yards and four touchdowns, also made 10 catches for 78 yards, scoring five touchdowns
- 69 tackles on defense while picking off four interceptions
- As a junior, rushed for 1,171 yards and 11 touchdowns
- Averaged 8.9 yards per carry
- Returned five kickoffs for touchdowns and averaged 39.6 yards per kickoff return
- Had 27 catches for 231 yards and two receiving touchdowns
- Made 55 tackles on defense and recovered one fumble

PERSONAL

- Full name: Dakota Edward Blanc
- Born: June 23, 1994
- Son of Lisa and Eddie Blanc
- Majoring in Management

CAREER STATISTICS

Receiving	GP/GS	No	Yds	Avg	Per/G	TD	Long	High Yd
2012	11/0	0	0	0.0	0.0	0	--	--
2013	10/1	1	43	43.0	4.3	0	43-Ala	43-Ala
Totals	21/1	1	43	43.0	2.0	0	43-Ala	43-Ala



VENZELL BOULWARE

OFFENSIVE LINE

50

FRESHMAN • HS • 6-3 • 303
UNION CITY, GA. • CREEKSIDE H.S.


HIGH SCHOOL

- Lettered at Creekside High School in Fairburn, Ga. for coach Olten Downs
- 247 Sports: 3-star (No. 37 offensive tackle, No. 36 prospect in Georgia)
- ESPN: 4-star (No. 29 offensive tackle, No. 31 prospect in Georgia)
- Rivals: 4-star (No. 11 offensive guard, No. 15 prospect in Georgia)
- Scout: 3-star (No. 42 offensive guard, No. 4 offensive guard in Georgia)

- Member of ESPN 300
- Helped Seminoles to a 9-3 record his senior season
- High school teammates with current Vols Elliott and Evan Berry

PERSONAL

- Full Name: Venzell Vincent Edward Boulware
- Born: Aug. 23, 1997
- Son of Amanda Manigault



A.J. BRANISEL

TIGHT END

86

R-SOPHOMORE • 1L • 6-4 • 238
S. EUCLID, OHIO. • NOTRE DAME CATHEDRAL LATIN SCHOOL

2014 - SOPHOMORE

- Redshirt season, did not play in any games

2013 - FRESHMAN

- Games/Starts: 10/0
- Played in first 10 games and made three catches for 28 yards, including first career touchdown
- Suffered torn ACL in practice on Nov. 20 and missed final two games of 2013
- Big first-down catch on fourth down for 28 yards vs. #6 Georgia (10/5) helped set up late go-ahead TD
- Hauled in first career touchdown on a 2-yard catch vs. South Alabama (9/28)
- First collegiate catch vs. Austin Peay (8/31)

- all-conference selection in 2010
- Helped the Lions reach the Division III playoffs during his senior season, making 27 catches for 402 yards and seven touchdowns
- Recorded 35 receptions for 536 yards and six touchdowns as a junior
- That followed a sophomore campaign in which he had 17 catches for 411 yards and two touchdowns

PERSONAL

- Full Name: Aaron Jeffrey Branisel
- Born: July 24, 1995
- Son of Jenny and Ron Branisel
- Majoring in Recreation and Sport Management

CAREER STATISTICS

Receiving	GP/GS	No	Yds	Avg	Per/G	TD	Long	High Yd
2013	10/0	3	28	9.3	2.8	1	8-UGA	28-UGA

CAREER HIGHS

Catches	1 vs. three times, last vs. Georgia, 10/5/13
Receiving Yards	28 vs. Georgia, 10/5/13
Touchdowns	1 vs. South Alabama, 9/28/13

HIGH SCHOOL

- Coached by Byron Morgan at Notre Dame-Cathedral Latin School
- Rated 3-star by Rivals (No. 29 overall tight end, No. 46 overall prospect in Ohio)
- Rated 3-star by 247Sports (No. 43 overall tight end, No. 54 overall prospect in Ohio)
- Rated 3-star by ESPN (No. 18 overall tight end, No. 49 overall prospect in Ohio)
- Rated 3-star by Scout (No. 48 overall tight end)
- Earned first team all-district, all-conference and all-Ohio honors as a junior in 2011
- Also was an honorable mention all-district and second team



JOCQUEZ BRUCE

WIDE RECEIVER

27

FRESHMAN • HS • 5-10 • 162
KNOXVILLE, TENN. • SOUTH DOYLE H.S.

HIGH SCHOOL

- Lettered at South Doyle High School in Knoxville, Tenn., for coach Clark Duncan, a former Tennessee defensive back
- 247 Sports: 3-star (No. 80 running back, No. 28 prospect in Tennessee)
- ESPN: 3-star (No. 82 athlete, No. 21 prospect in Tennessee)
- Rivals: 3-star (No. 26 prospect in Tennessee)
- Scout: 3-star (No. 3 running back in Tennessee)
- Selected to play in the 2014 "Border Bowl" All-Star Game
- Played in the 2014 Toyota East vs. West All-Star Game
- Selected to the 2014 All-District 2-AAA Football Team as a senior
- In his senior season, rushed for 961 yards and 15 touchdowns, threw two touchdown passes, caught four touchdowns, and returned an interception for a touchdown

- Led the Cherokees to a 12-1 record his senior season
- In his junior season, rushed for 1,936 yards on 210 carries with 28 touchdowns, had 29 catches for 268 yards and three touchdowns, he also threw two touchdown passes
- Also starred in basketball at South Doyle

PERSONAL

- Full Name: Jocquez Dashawn Bruce
- Born: Feb. 17, 1997
- Son of La'Nema Bruce
- Brother of Tim and Marquis



GAVIN BRYANT

LINEBACKER

36

R-FRESHMAN • RS • 6-0 • 236
JACKSON, ALA. • JACKSON H.S.

2014 - FRESHMAN

- Redshirt season, did not play in any games

HIGH SCHOOL

- Lettered at Jackson High School in Jackson, Ala. for coach Danny Powell
- 247 Sports: 4-star (No. 11 inside linebacker, No. 9 prospect in Ala.)
- ESPN: 4-star (No. 10 inside linebacker, No. 10 prospect in Ala.)
- Rivals: 4-star (No. 17 inside linebacker, No. 14 prospect in Ala.)
- Scout: 4-star (No. 10 inside linebacker)

- 2013 ASWA Class 5A All-State linebacker
- 2012 ASWA Class 5A All-State honorable mention
- Helped team to the Alabama Class 4A state championship in 2011
- Had 60 tackles and nine sacks in his senior campaign
- Recorded 110 tackles and eight sacks as a junior

PERSONAL

- Full Name: Gavin O'Shea Bryant
- Born: May 1, 1995
- Son of Lucretia Brown and Gary Bryant
- Majoring in Arts and Sciences



GEORGE BULLOCK

PLACEKICKER

97

R-JUNIOR • SQ • 6-0 • 209
KNOXVILLE, TENN. • WEST H.S.

CAREER HONORS

- 2014 SEC Academic Honor Roll
- 2013 SEC Academic Honor Roll

2014 - R-SOPHOMORE

- Games/Starts: 2/0
- Local product competed with freshman Aaron Medley for kicking duties in camp; handled kickoffs in two games
- Three kickoffs for 60.0 average at #4/3 Oklahoma (9/13)
- College debut vs. Arkansas State (9/6), handling all kickoffs; seven kicks for 61.3 average with two touchbacks

2013 - R-FRESHMAN

- Backup kicker to All-SEC performer Michael Palardy, did not see any game action

2012 - FRESHMAN

- Redshirt season after suffering a broken leg in preseason training camp

HIGH SCHOOL

- Kicked at West High School for coach Scott Cummings
- 247Sports: 2-star (No. 15 overall kicker, No. 44 prospect in Tennessee)
- ESPN: 2-star (No. 32 overall kicker, No. 39 prospect in Tennessee)
- Scout: 3-star (No. 9 overall kicker)
- 2010 and 2011 TSWA All-State selection at West High School
- Named District 4-AAA Kicker of the Year as a senior
- Earned 2010 kickoff champion status at the Kick-off Classic

- Tennessee Mr. Football Kicker finalist
- 2011 First Team All-PrepXtra selection
- As a senior, made 7-of-10 field goals, including a long of 51
- Also made 47-of-50 PATs and 79 percent of kickoffs went for touchbacks
- Received invitation to the Offense-Defense All-America Bowl
- As a junior, was 7-of-16 on field goals and 35-of-38 on extra points, while 82 percent of his kickoffs were touchbacks

PERSONAL

- Full Name: George Perry Bullock
- Born July 8, 1993
- Son of Kathleen and Bill Bullock
- Majoring in Supply Chain Management

CAREER STATISTICS

KickingG/S	FG	FGA	Pct.	PAT	PTS	0-29	30-39	40-49	50+	Long
2014	2/0	0	0.00.0	0-0	0	0-0	0-0	0-0	0-0	--

Kickoffs	GP/GS	No	Yds	Avg	OB	TB
2014	2/0	10	609	60.9	0	2

CAREER HIGHS

Kickoffs	7 vs. Arkansas State, 9/6/14
Kickoff Average	61.3 vs. Arkansas State, 9/6/14
Touchbacks	2 vs. Arkansas State, 9/6/14



ANDREW BUTCHER

DEFENSIVE LINE

52

FRESHMAN • HS • 6-2 • 245
ALPHARETTA, GA. • ALPHARETTA H.S.


HIGH SCHOOL

- Lettered at Alpharetta High School in Alpharetta, Ga., for coach Jacob Nichols
- 247 Sports: 3-star (No. 11 strong side defensive end, No. 24 prospect in Georgia)
- ESPN: 4-star (No. 67 overall prospect No. 8 defensive end, No. 11 prospect in Georgia)
- Rivals: 4-star (No. 5 weak side defensive end, No. 16 prospect in Georgia)
- Scout: 3-star (No. 58 defensive end, No. 6 prospect in Georgia)
- 2015 Under Armour All-American
- Member of ESPN 300
- Two-time all-state selection in Georgia in 2013 and 2014
- Piled up 167 career tackles and 23.5 sacks in prep career
- All-Region 6-AAAAAAA Defensive Player of the Year
- Led Raiders region championship and 10-2 record in 2014

- Team allowed only nine points/game in regular season
- Topped team with 89 tackles and 18 sacks as a senior
- Forced and recovered four fumbles and broke up five passes in 2014
- As a junior in 2013, had 78 tackles including 13 sacks

PERSONAL

- Full Name: Andrew Lee Butcher
- Born: Feb. 15, 1997 in Alpharetta, Ga.
- Son of Kathleen and Brian Butcher
- Brother of Hannah
- Father Brian was a star guard at Clemson and was selected by the Minnesota Vikings in the 1983 NFL Draft



KENNY BYNUM

LINEBACKER

51

R-JUNIOR • 2L • 6-1 • 243
JACKSONVILLE, FLA. • RAINES H.S.

2014 - R-SOPHOMORE

- Games/Starts: 7/1
- Played in seven games with one start, made five tackles
- In return to hometown of Jacksonville, made two tackles in 2015 TaxSlayer Bowl win over Iowa (1/2) in first college start

2013 - R-FRESHMAN

- Games/Starts: 4/0
- Played in four games on special teams
- Made two tackles, both vs. Western Kentucky (9/7)

2012 - FRESHMAN

- Redshirt season after suffering preseason knee injury

HIGH SCHOOL

- Played at Raines High School in Jacksonville, Fla., for coach Deran Wiley
- 247sports: 3-star (No. 31 overall linebacker)
- ESPN: 3-star (No. 56 overall linebacker)
- Rivals: 3-star
- Scout: 2-star (No. 117 overall linebacker)
- Named to the 2011 AP Class 4A All-State First Team defense
- All-First Coast Wrestling First Team honors from The (Jacksonville) Times-Union

- Had two interceptions as a junior
- Led Raines High School to an 8-4 record and playoff appearance as a senior in 2011
- Helped guide the Wolfpack to a 10-3 record as a junior
- Finished third in the state in 220-pound weight class and won a regional championship as a junior
- Posted a 37-4 record en route as a junior

PERSONAL

- Full Name: Kenneth Wayne Bynum
- Born: July 27, 1994
- Son Seteria and Darrell Pullins
- Majoring in Recreation and Sport Management

CAREER STATISTICS

Defense	GP/GS	UT	AT	TT	Sack	TFL	FF	FR	PD	Int	High Tk
2013	4/0	2	0	2	0-0	0-0	0	0	0	0-0	2-WKU
2014	7/1	3	2	5	0-0	0-0	0	0	1	0-0	2-VU

CAREER HIGHS

Tackles 3 vs. Iowa, 1/2/15



NEIKO CREAMER

TIGHT END

88

R-FRESHMAN • RS • 6-3 • 229
WILMINGTON, DEL. • EASTERN CHRISTIAN ACADEMY (MD.)

2014 - FRESHMAN

- Redshirt season, did not play in any games
- Worked at both linebacker and tight end in first college season

HIGH SCHOOL

- Played at Eastern Christian Academy in Elkton, Maryland for coach Dwayne Thomas
- 247 Sports: 3-star (No. 58 athlete, No. 18 prospect in Maryland)
- ESPN: 3-star (No. 121 wide receiver, No. 20 prospect in Maryland)
- Rivals: 3-star (No. 29 athlete, No. 15 prospect in Maryland)
- Scout: 3-star (No. 33 tight end)
- Named Second Team All-State as a senior wide receiver
- Helped Honey Badgers to 9-3 record as a senior
- Also played basketball for the Honey Badgers

PERSONAL

- Full Name: Neiko Donovan Creamer
- Born on March 5, 1995
- Son of Tawana and Andre Creamer
- Father Andre was a four-year letterman for Vols from 1984-87, making 120 tackles and recording six interceptions as a defensive back; also starred as a punt returner at UT
- Majoring in Kinesiology



JASON CROOM

WIDE RECEIVER

18

R-JUNIOR • 2L • 6-5 • 243
NORCROSS, GA. • NORCROSS H.S.

2014 - R-SOPHOMORE

- Games/Starts: 12/1
- Played in 12 games with one start as receiver
- Had 21 catches for 305 yards with four touchdowns
- Suffered a knee injury prior to TaxSlayer Bowl vs. Iowa (1/2) and missed the game
- Scored touchdowns in three consecutive games at South Carolina (11/1), Kentucky (11/15) and Missouri (11/22)
- Had a catch in 12 consecutive games from Sept. 14, 2013 through Sept. 6, 2014
- Caught a 4-yard touchdown in the late fourth quarter vs. #19 Missouri (11/22); had three catches for 10 yards
- Scored career long 52-yard touchdown as part of career high 87 receiving yards on three catches vs. Kentucky (11/15)
- Game-tying touchdown catch on a 9-yard reception with 11 seconds left in regulation at South Carolina (11/1) as part of two catches for 20 yards
- Career high of six catches for 76 receiving yards vs. Chattanooga (10/11), both team highs in the game
- Four catches for 60 yards at #12/13 Georgia (9/27), including as 23-yard touchdown catch
- 12-game catch streak ended at #4/3 Oklahoma (9/13)
- Had a catch for 11 yards vs. Arkansas State (9/6)
- Opened 2014 with two catches for 41 yards in win over Utah State (8/31)

2013 - R-FRESHMAN

- Games/Starts: 12/7
- Played in all 12 games, started seven times in 2013
- Fourth on team in catches (18) and third in receiving yards (269) along with two touchdowns (at Oregon and at Kentucky)
- 74 receiving yards on two catches at Kentucky (11/30) including second-career touchdown on a 43-yard juggling catch; suffered broken collarbone on second catch of the game
- Third game in a row with two catches, for 15 yards, vs. #7 Auburn (11/9)
- Two receptions for second game in a row at #10 Missouri (11/2), for 32 yards
- Two catches for 12 yards at #1 Alabama (10/26)
- Clutch 23-yard catch for first down in win over #11 South Carolina (10/19)
- Two catches, both for first downs, vs. homestate #6 Georgia (10/5) for 25 yards
- Three catches for 50 yards vs. South Alabama (9/28)
- Two catches for 31 yards at #19 Florida (9/21)
- First career catch for first career touchdown on a 4-yard catch at #2 Oregon (9/14)

2012 - FRESHMAN

- Games/Starts: 3/0
- Redshirt season after suffering a shoulder injury
- Made college debut against Georgia State (9/8/12)

HIGH SCHOOL

- Played at Norcross High School in Georgia for coach Keith Maloof
- 247sports: 4-star (No. 178 prospect nationally, No. 20 overall wide receiver, No. 15 prospect in Georgia)
- ESPN: 3-star (No. 54 overall wide receiver, No. 44 prospect in Georgia, No. 54 prospect in Southeast)
- Rivals: 4-star (No. 246 prospect nationally, No. 41 overall wide receiver, No. 19 prospect in Georgia)
- Scout: 4-star (No. 44 overall wide receiver)
- Recorded 34 catches for 688 yards and 10 touchdowns as a senior at Norcross High School
- As a junior, totaled 30 catches for 506 yards and four TDs
- Completed in the Offense-Defense All-American Bowl
- 2011 Rivals.com U.S. Army National All-Combine Second Team selection
- Rivals250 and Top247 member
- Selected to the 2011 Super Southeast 120 by the Mobile (Ala.) Register
- Also competed in basketball and track and won state championship in basketball

PERSONAL

- Full Name: Jason Isaiah-Labron Croom
- Born on February 28, 1994
- Son of Karen Croom-Terry and Terence Terry Jr.
- Majoring in Sociology

CAREER STATISTICS

Receiving	GP/GS	No	Yds	Avg	Per/G	TD	Long	High Yd
2012	3/0	0	0	0.0	0.0	0	--	--
2013	12/7	18	269	14.9	22.4	2	43-UK	74-UK
2014	12/1	21	305	14.5	25.4	4	52-UK	87-UK
Totals	27/8	39	574	14.7	21.3	6	52-UK	87-UK

CAREER HIGHS

Receptions	6 vs. Chattanooga, 10/11/14
Receiving Yards	87 vs. Kentucky, 11/15/14
Touchdowns	1 six times, last vs. Missouri, 11/22/14
Long Reception	52 vs. Kentucky, 11/15/14

CAREER GAME-BY-GAME

2013	Opp.	Rec-Yards-TD, Lg	2014	Opp.	Rec-Yards-TD, Lg
Austin Peay	0-0-0		Utah State	2-41-0, 27	
W. Kentucky	0-0-0		Ark. State	1-11-0, 11	
at Oregon	1-4-1, 4		at Oklahoma	0-0-0	
at Florida	2-31-0, 24		at Georgia	4-60-1, 25	
So. Alabama	3-50-0, 22		Florida	0-0-0	
Georgia	2-25-0, 16		Chattanooga	6-76-0, 30	
So. Carolina	1-23-0, 23		Ole Miss	0-0-0	
at Alabama	2-12-0, 7		Alabama	0-0-0	
at Missouri	2-32-0, 22		at So. Carolina	2-20-1, 11	
Auburn	2-15-0, 8		Kentucky	3-87-1, 52	
Vanderbilt	1-3-0, 3		Missouri	3-10-1, 8	
at Kentucky	2-74-1, 43		at Vanderbilt	0-0-0	
			vs. Iowa	DNP-INJ	



MACK CROWDER

OFFENSIVE LINE

57

R-SENIOR • 2L • 6-2 • 295
BRISTOL, TENN. • TENNESSEE H.S.

CAREER HONORS

- 2014 SEC Academic Honor Roll

2014 - R-JUNIOR

- Games/Starts: 11/11
- Started 11 games at center in 2014, including first 10 of the season and 2015 TaxSlayer Bowl win over Iowa (1/2)
- Suffered leg injury vs. Kentucky (11/15) and missed Missouri (11/22) and at Vanderbilt (11/29)
- Started opener vs. Utah State (8/31) at center for second-career start
- Represented Vols at SEC Media Days in 2014 with A.J. Johnson and Curt Maggitt
- Added on 15 pounds since 2013 season

2013 - R-SOPHOMORE

- Games/Starts: 8/1
- Played in eight games in 2013 with one start on line
- First career start, at center, vs. #11 South Carolina (10/19)

2012 - R-FRESHMAN

- Games/Starts: 2/0
- Played second career game in finale vs. Kentucky (11/24)
- Backup center, made debut vs. Georgia State (9/8)

2011 - FRESHMAN

- Redshirt season, did not play in any games
- Enrolled in classes in January, took part in spring workouts

HIGH SCHOOL

- Lettered at Tennessee High School in Bristol, Tenn., for coach Greg Stubbs
- Rivals: 3-star (No. 14 overall center, No. 8 overall prospect in Tennessee)
- Scout: 3-star (No. 9 overall center)
- ESPN: 3-star (No. 7 overall center)
- Earned All-State, All-Northeast Tenn., All-Conference and All-Region honors as a senior in 2010
- Also named to the PrepStar Dream Team as a senior
- As a junior in 2009, named All-Northeast Tenn., All-Conference and All-Region
- Earned recognition with a selection to the East-West All-Star Team in the state of Tennessee
- Rated the No. 6 overall prospect in Tenn., by the Knoxville News Sentinel
- Helped team rush for 180 yards per game as a senior
- 2010 Team Captain and won 2009 conference title
- 2010 Homecoming King at Tennessee High
- Active member of FCA and Beta Club

PERSONAL

- Full Name: Mackenzie James Crowder
- Born: December 23, 1992 in Bristol, Tennessee
- Son of Caroline and Mike Crowder
- Has two brothers, Michael (Princeton) and Matt (Cornell) who also played college football
- Majoring in Marketing



TREVOR DANIEL

PUNTER

93

R-SOPHOMORE • SQ • 6-2 • 237
DICKSON, TENN. • DICKSON COUNTY H.S.

2014 - R-FRESHMAN

- Squad member, did not play in any games

2013 - FRESHMAN

- Redshirt season, did not play in any games

HIGH SCHOOL

- Coached by Troy Williams at Dickson County High School
- Named a Prokicker First Team All-American after his senior season
- Was a three-year letterwinner on the football team, a member of the basketball team for four, the soccer team for two and the baseball team for two at Dickson
- Earned all-district accolades in his junior and senior seasons

PERSONAL

- Full Name: Trevor Lyn Daniel
- Born: December 8, 1994
- Son of Kimberly and Wade Daniel
- Majoring in Recreation and Sport Management



JOSHUA DOBBS

QUARTERBACK

11

JUNIOR • 2L • 6-3 • 216

ALPHARETTA, GA. • ALPHARETTA H.S.

CAREER HONORS

- 2015 Athlon Sports Preseason SEC All Conference Third Team Offense
- 2015 Sporting News Best SEC Player Under Pressure
- 2015 Lindy's Sports Coolest in the Clutch (SEC Accolade)
- 2015 Lindy's Sports No. 14 Top Quarterbacks
- 2015 Lindy's Sports Preseason Second Team All-SEC
- 2015 Athlon Sports Preseason Third Team All-SEC
- 2015 NFL.com No. 2 Smartest Player in College Football
- 2015 TaxSlayer Bowl MVP
- 2014 NFL.com Top 15 Smartest Players in College Football
- 2014 SEC Academic Honor Roll
- Manning Award Star Of Week (11/3/14 and 11/17/14)
- Manning Quarterback Star Of Week (11/3/14)
- College Hall of Fame Performer Of Week (11/5/14)
- SEC Offensive Player Of Week (11/3/14)
- 247Sports National Performer Of The Week (11/3/14)
- National Player Of Week by Athlon Sports (11/2/14)

2014 - SOPHOMORE

- Games/Starts: 6/5
- 4-1 as Vols starting quarterback, as Tennessee averaged 36.7 points per game and racked up 431 yards of offense per game
- In six games compiled 1,675 total yards of offense (279 per game) and responsible for 17 touchdowns (nine passing and eight rushing)
- Led Vols in touchdowns scored with eight, all rushing
- In six games, threw for 1,206 yards (201 per game) on 112-of-177 with nine passing touchdowns and rushed for 469 yards (78.2 per game) with eight scores and a rushing two-point conversion
- Named MVP of 2015 TaxSlayer Bowl leading Vols to 45-28 win over Iowa (1/2)
- In TaxSlayer Bowl, accounted for 205 yards of total offense and three touchdowns, throwing for 129 yards on 16-of-21 with a passing touchdown; ran for 76 yards and two touchdowns
- Became first Vols QB to run for two scores in a bowl since Casey Clausen had two in the 2002 Florida Citrus Bowl
- Compiled 183 total yards (92 passing, 91 rushing) with two rushing touchdowns in win at Vanderbilt (11/29)
- Threw for 195 yards on 24-of-37 with a late touchdown pass vs. #19 Missouri (11/22), also ran in for 2-point conversion following that touchdown pass
- Picked up 345 yards of total offense with four touchdowns in win over Kentucky (11/15), threw for 297 yards on 19-of-27 with three touchdowns while running for 48 yards and a 9-yard touchdown
- Became first UT player with 300 passing yards and 100 rushing yards in the same game at South Carolina (11/1) finishing with career highs of 301 passing yards and 166 rushing yards
- Rushing total of 166 at South Carolina set Tennessee record for rushing yards by a quarterback breaking Jimmy Streater's record of 150 vs. Cal in 1977
- Accounted for five touchdowns at South Carolina with three rushing TDs and two passing scores
- Made 2014 season debut vs. Alabama (10/25) coming on in the third series. Went on to throw for 192 yards on 19-of-32 with two touchdown passes, also ran for 75 yards on 19 carries

2013 - FRESHMAN

- Games/Starts: 5/4
- Named starting quarterback on Oct. 29, the eighth true freshman to start at QB for Vols in 117-year history
- In five games, with four starts, threw for 695 yards on 72-of-121 for a 59.5 completion percentage with two touchdowns and five interceptions
- Ran for 189 yards and a touchdown in five games, the most rushing yards by a Vols' quarterback since Tee Martin (317) in 1999
- Threw for first two touchdowns of his career at Kentucky (11/30) as part of 14-of-23 game for 199 yards
- At Kentucky, ran for first career rushing touchdown for 40 yards (longest rushing TD by a Vols quarterback since Alan Cockrell in 1983); ran for 52 yards overall, the most by a Vols QB since Tee Martin had 54 rushing yards vs. Kentucky in 1998
- In home debut vs. #7 Auburn (11/9), threw for 128 yards on 16-of-28; he also ran for 50 yards on 10 carries
- In first college start at #10 Missouri (11/2), threw for 240 yards on 26-of-42; completions and attempts mark are most by a Vols true freshman on his debut in history
- Ran for team-best 45 yards at Missouri, including 33-yard rush, which was longest by a true QB since Tee Martin (38 yards) in 1999
- Made debut at #1 Alabama (10/26), playing entire second half, throwing for 75 yards on 5-of-12; engineered first TD drive at Alabama for any opponent in 2013
- Most passing yards in a freshman debut since 2004; Erik Ainge (118) and Brent Schaeffer (123) vs. UNLV

HIGH SCHOOL

- Coached by Jason Dukes at Alpharetta High School
- Rated four-star by 247Sports (No. 10 prospect in Georgia, No. 8 pro-style quarterback and No. 107 in the Top247 national prospects)
- Rated 4-star by ESPN (No. 21 prospect in Georgia, No. 4 dual threat quarterback and in the ESPN 300 as the No. 177 player in the country)
- Rated 4-star by Scout (No. 12 quarterback)
- Rated 3-star by Rivals (No. 46 prospect in Georgia, No. 20 pro-style quarterback)
- In his senior season at Alpharetta, threw for 3,625 yards and 29 touchdowns while rushing for 419 yards and 10 touchdowns.
- Finished his junior season 294-of-392 for 3,113 passing yards and 29 touchdowns, also rushing for 200 yards and two touchdowns
- 2012 Elite 11 finalist
- Earned Honorable Mention All-State, First Team All-County, First Team All-Region, Second Team All-Area, First Team All-Conference, Alpharetta H.S. Offensive MVP, and AHS Scholar Athlete honors in his senior season
- Named the Georgia Rising Senior Bowl Offensive MVP after throwing for 237 yards, rushing for 56 yards and accounting for three touchdowns in the game

GENERAL

STAFF

PLAYERS

REVIEW

HISTORY

HONORS

VOLMANAC

RECORDS



PERSONAL

- Full Name: Robert Joshua Dobbs
- Born: January 26, 1995
- Son of Stephanie and Robert Dobbs
- Majoring in Aerospace Engineering
- Named one of 14 smartest college football players by the NFL.com in 2014.

CAREER STATISTICS

Passing	GP/GS	Com	Att	TD	Int	Yds	Per/G	Long	High Yd
2013	5/4	72	121	2	6	695	139.0	43-UK	240-Miz
2014	6/5	112	177	9	6	1206	201.0	52-UK	301-SC
Totals	11/9	184	298	11	12	1901	172.8	52-UK	301-SC
Rushing	GP/GS	No	Yds	Avg	Per/G	TD	Long	High Yd	
2013	5/4	38	189	5.0	37.8	1	40-UK	52-UK	
2014	6/5	104	469	4.5	78.2	8	36-SC	166-SC	
Totals	11/9	142	658	4.6	59.8	9	40-UK	166-SC	


CAREER HIGHS

Completions	26 at Missouri, 11/2/13
Attempts	42 at Missouri, 11/2/13
Passing Touchdowns	3 vs. Kentucky, 11/15/14
Passing Yards	301 at South Carolina, 11/1/14
Rushing Attempts	24 at South Carolina, 11/1/14
Rushing Yards	166 at South Carolina, 11/1/14 (UT QB Record)
Rushing Touchdowns	3 at South Carolina, 11/1/14

CAREER GAME-BY-GAME

2013 Opp.	Comp	Att	TD	INT	Pct.	Yards	Lg	Run	Yds	TD	Lg
at Alabama	5	12	0	0	40.0	75	29	3	19	0	12
at Missouri	26	42	0	2	61.9	240	25	7	45	0	33
Auburn	16	25	0	1	64.0	128	30	10	50	0	32
Vanderbilt	11	19	0	2	57.9	53	23	11	23	0	14
at Kentucky	14	23	2	1	60.9	199	43	7	52	1	40

2014 Opp.	Comp	Att	TD	INT	Pct.	Yards	Lg	Run	Yds	TD	Lg
Alabama	19	32	2	1	59.4	192	28	19	75	0	30
at So. Carolina	23	40	2	1	57.5	301	42	24	166	3	36
Kentucky	19	27	3	0	70.3	297	52	10	48	1	13
Missouri	24	37	1	1	64.9	195	24	17	13	0	21
Vanderbilt	11	20	0	2	55.0	92	33	21	91	2	23
vs. Iowa	16	21	1	1	76.2	129	19	13	76	2	20



QUINTEN DORMADY

QUARTERBACK

12

FRESHMAN • HS • 6-4 • 200
BOERNE, TEXAS • BOERNE H.S.

HIGH SCHOOL

- Lettered at Boerne High School, playing under his father Mike Dormady
- 247 Sports: 4-star (No. 5 pro-style quarterback, No. 24 prospect in Texas)
- ESPN: 4-star (No. 14 pro-style quarterback, No. 45 prospect in Texas)
- Rivals: 4-star (No. 12 pro-style quarterback, No. 37 prospect in Texas)
- Scout: 3-star (No. 28 quarterback, No. 4 quarterback in Texas)
- Totaled nearly 6,000 passing yards in two varsity seasons with 59 touchdown passes
- Threw for 2,893 yards on 210-of-369 with 32 touchdowns as a senior in 2014
- Also rushed for five touchdowns and 261 yards
- Guided Greyhounds to an 8-3 record and a berth in the playoffs as a senior
- Threw four or more touchdowns in five different games

- and 300-plus yards in four games
- Opened season with 409 passing yards with five touchdowns in win
- Threw multiple touchdowns in every game except for one as a senior
- Missed his junior season with a torn labrum
- Honorable mention all-state as a sophomore
- As a sophomore in 2012, threw for 3,010 yards on 228-of-372 with 27 touchdowns and just nine interceptions
- Also played baseball with the Greyhounds

PERSONAL

- Full name: Quinten Michael Dormady
- Born: Feb. 19, 1996 in West Union, Iowa
- Son of Mike and Lisa Dormady
- Brother of Marcus and twin sisters Breck and McKenna
- Hometown and high school name is pronounced: Burnie



THOMAS EDWARDS

OFFENSIVE LINE

79

R-SOPHOMORE • SQ • 6-4 • 322
KINGSPORT, TENN. • DOBYNS-BENNETT H.S.

2014 - R-FRESHMAN

- Games/Starts: 2/0
- Made college debut against Chattanooga (10/11), also saw action vs. Kentucky (11/15)

2013 - FRESHMAN

- Redshirt season


HIGH SCHOOL

- Played at Dobyns-Bennett High School in Kingsport, Tenn., for coach Graham Clark

- Named All-Big Eight Conference First Team by Tri-Cities Sports
- Played in the Toyota East/West All-Star Game

PERSONAL

- Full Name: Thomas Patton Edwards
- Born: March 28, 1995
- Son of Tracey Edwards
- Majoring in Arts and Sciences



ALEX ELLIS

TIGHT END

48

R-SENIOR • 1L • 6-4 • 238
DEL MAR, DEL. • DEL MAR H.S.

CAREER HONORS

- 2012 SEC Academic Honor Roll

2014 - R-JUNIOR

- Games/Starts: 13/1
- Had six catches for 115 yards, with at least one in five games from Oct. 19-Nov. 22
- Caught first college touchdown on a 31-yard pass from holder Patrick Ashford on a fake field goal vs. #19 Missouri (11/22)
- In first start, had two catches for 26 yards in win over Kentucky (11/15)
- Third catch came for 24 yards at South Carolina (11/1)
- Second catch came for 25 yards vs #4 Alabama (10/25)
- First catch of career for nine yards at #9 Ole Miss (10/18)
- Recovered an onside kick in fourth quarter vs. Arkansas State (9/6) to help secure 34-19 win
- One of 32 to make Tennessee debut vs. Utah State (8/31)
- Fourth year in the program, did not play in a game until 2014, battling injuries for most of 2013

2013 - R-SOPHOMORE

- Suffered an injury in training camp and missed the season

2012 - R-FRESHMAN

- Squad member, did not play in any games

2011 - FRESHMAN

- Redshirt season

HIGH SCHOOL

- Played football and lacrosse at Del Mar High School in Delaware

PERSONAL

- Full name: Alexander Colby Ellis
- Born: February 10, 1993
- Son of Shea Ellis and Mackenzie Hay
- Majoring in Biomedical Engineering

CAREER STATISTICS

Receiving	GP/GS	No	Yds	Avg	Per/G	TD	Long	High Yd
2014	13/1	6	115	19.2	8.8	1	31-Miz	31-Miz

CAREER HIGHS

Receptions	2 vs. Kentucky, 11/15/14
Receiving Yards	31 vs. Missouri, 11/22/14
Touchdowns	1 vs. Missouri, 11/22/14

CAREER GAME-BY-GAME

2014 Opp.	Rec-Yards-TD, Lg	2014 Opp.	Rec-Yards-TD, Lg
Utah State	0-0-0	at Ole Miss	1-9-0, 9
Ark. State	0-0-0	Alabama	1-25-0, 25
at Oklahoma	0-0-0	at S.Carolina	1-24-0, 24
at Georgia	0-0-0	Kentucky	2-26-0, 17
Florida	0-0-0	Missouri	1-31-1, 31
Chattanooga	0-0-0	at Vanderbilt	0-0-0
		vs. Iowa	0-0-0



CHARLES FOLGER

DEFENSIVE LINE

90

R-JUNIOR • SQ • 6-4 • 254

AUGUSTA, GA. • LINCOLN COUNTY H.S.

2014 - R-SOPHOMORE

- Games/Starts: 1/0
- Made college debut against Kentucky (11/15)

2013 - R-FRESHMAN

- Squad member, did not play in any games

2012 - FRESHMAN

- Redshirt season

HIGH SCHOOL

- Played defensive end and right tackle at Lincoln County High School in Georgia for coach Larry Campbell
- Honored as Red Devils' "Most Improved Player" as a senior

PERSONAL

- Full name: Charles Allan Folger
- Born: November 21, 1993
- Son of Cindy and Charles Folger
- Majoring in Special Education



MALIK FOREMAN

DEFENSIVE BACK

22

JUNIOR • 2L • 5-10 • 190

KINGSPORT, TENN. • DOBYNS-BENNETT H.S.

2014 - SOPHOMORE

- Games/Starts: 13/0
- Played in all 13 games and made 10 tackles
- Returned four kickoff returns for 70 yards
- Career-high five tackles in 2015 TaxSlayer Bowl win over Iowa (1/2), also returned a kickoff for 18 yards
- Had a 23-yard kickoff return at South Carolina (11/1)
- First kickoff returns came vs. Chattanooga (10/11) with two returns for 29 yards, also had two tackles
- Made tackles at Georgia (9/27) and vs. Arkansas State (9/6)
- Played in season opener vs. Utah State (8/31)

2013 - FRESHMAN

- Games/Starts: 9/0
- True freshman served as a backup cornerback in 2013
- Played in nine games; made 10 tackles with a TFL
- Posted two special teams tackles at Kentucky (11/30)
- Had a 3-yard tackle for loss at #1 Alabama (10/26)
- Intercepted first career pass in college debut vs. Austin Peay (8/31)
- Became first Vol true freshman since Dwayne Goodrich (8/31/1996) to have an interception in season opener. Finished with three tackles in debut

HIGH SCHOOL

- Coached by Graham Clark at Dobyns-Bennett High School in Kingsport, Tenn.
- Rivals: 3-star (No. 19 prospect in Tennessee)
- 247Sports: 3-star (No. 17 prospect in Tennessee, No. 59 athlete in nation)
- ESPN: 3-star (No. 33 prospect in Tennessee)
- Named to the Tennessee Sports Writers Association Class 6A All-State Football Team
- After an injury to the team's quarterback, moved over to the backfield where he threw for 586 yards and four touch-

- downs while also rushing for 1,270 yards and 17 touchdowns
- Defensively, recorded a league-best six interceptions, including two returned for touchdowns
- Credited with eight pass break-ups, seven forced fumbles and five tackles for loss
- As a returner, averaged 52.5 yards on four punt returns, two for touchdowns, while also averaging 35.8 yards/return on four kick returns including one for a touchdown

PERSONAL

- Full Name: Tony Malik Foreman
- Born: June 30, 1995
- Son of Tanya and Tony Foreman
- Majoring in Recreation and Sport Management

CAREER STATISTICS

Defense	GP/GS	UT	AT	TT	Sack	TFL	FF	FR	PD	Int	High Tk
2013	9/0	6	4	10	0-0	1-3	0	0	0	1-4	3-2x
2014	13/0	8	2	10	0-0	0-0	0	0	1	0-0	5-Iowa
Totals	24/0	14	6	20	0-0	1-3	0	0	1	1-4	5-Iowa

Kick Returns	GP/GS	No	Yds	Avg	Per/G	TD	Long	High Yd
2014	13/0	4	70	17.5	5.4	0	23-SC	29-UTC

CAREER HIGHS

Tackles	5 vs. Iowa, 1/2/15
Tackle For Loss	1 at Alabama, 10/26/13
Interceptions	1 vs. Austin Peay, 8/31/13
Kickoff Returns	2 vs. Chattanooga, 10/11/14
Kickoff Return Yards	29 vs. Chattanooga, 10/11/14
Long Kickoff Return	23 at South Carolina, 11/1/14

CAREER GAME-BY-GAME

2013 Opp.	U-A-T, Other	2013 Opp.	U-A-T, Other
Austin Peay	3-0-3, 1-4 int, pd	So. Carolina	DNP
W. Kentucky	0-0-0	at Alabama	1-0-1, 1-3 tfl
at Oregon	0-0-0	at Missouri	1-0-1
at Florida	DNP	Auburn	1-2-3
So. Alabama	DNP	Vanderbilt	0-0-0
Georgia	0-0-0	at Kentucky	0-2-2

CAREER GAME-BY-GAME

2014 Opp.	U-A-T, Other/KR	2014 Opp.	U-A-T, Other/KR
Utah State	0-0-0	at Ole Miss	1-0-1
Ark. State	1-0-1	Alabama	0-0-0
at Oklahoma	0-0-0	at So. Carolina	0-0-0 / 1-23-0, 23
at Georgia	1-0-1	Kentucky	0-0-0
Florida	0-0-0	Missouri	0-0-0 pbu
Chattanooga	0-2-2 / 2-29-0, 15	at Vanderbilt	0-0-0
		vs. Iowa	5-0-5



MaLEIK GATEWOOD

DEFENSIVE BACK

35
FRESHMAN • HS • 5-10 • 180
MEMPHIS, TENN. • MEMPHIS UNIVERSITY SCHOOL

HIGH SCHOOL

- Lettered at Memphis University School in Memphis, Tenn. for coach Bobby Alston
- 247 Sports: 2-star (No. 204 cornerback, No. 64 prospect in Tennessee)
- Rivals: 2-star

PERSONAL

- Full Name: Maleik Jakeem Gatewood
- Son of Jocelyn Gatewood
- Majoring in Management



RASHAAN GAULDEN

DEFENSIVE BACK

7
SOPHOMORE • 1L • 6-1 • 173
SPRING HILL, TENN. • INDEPENDENCE H.S.

2014 - FRESHMAN

- Games/Starts: 11/0
- In 11 games, made seven tackles, five on special teams
- Had a tackle in 2015 TaxSlayer Bowl win over Iowa (1/2)

HIGH SCHOOL

- Lettered at Independence High School in Spring Hill, Tenn., under head coach Scott Blade
- 247 Sports: 3-star (No. 34 safety, No. 9 prospect in Tenn.)
- ESPN: 3-star (No. 60 safety, No. 18 prospect in Tenn.)
- Rivals: 4-star (No. 21 safety, No. 6 prospect in Tenn.)
- Scout: 3-star (No. 94 safety)
- Member of The Tennessean's 2013 Dandy Dozen
- 2013 First Team All-Midstate defensive back
- 2013 Class 6A All-State selection as a defensive back
- Played in the Semper Fidelis All-American Bowl following his senior season
- Recorded 193 total tackles including 117 solo tackles, an average of 14.8 tackles per game in his senior season


- Named All-American in track and field after finishing fourth nationally in the 4x400 relay at the U.S. Track and Field Junior Olympics

PERSONAL

- Full Name: Rashaan Malik Gaulden
- Born: January 23, 1995
- Son of Cassandra and Reynold Gaulden
- Majoring in History

CAREER STATISTICS

Defense	GP/GS	UT	AT	TT	Sack	TFL	FF	FR	PD	Int	High Tk
2014	11/0	6	1	7	0-0	0-0	0	0	0	0-0	1-6x



MATT GIAMPAPA

LONG SNAPPER

59

R-SENIOR • 1L • 6-0 • 211

JACKSON, TENN. • UNIV. SCHOOL OF JACKSON • MICHIGAN STATE

2014 - R-JUNIOR

- Game/Starts: 13/13
- Starting snapper in 2014, snapping on all 80 punts and 69 kicks for 149 total snaps
- Third year with Vols, backed up J.R. Carr in 2012-13
- One of 32 to make Tennessee debut vs. Utah State (8/31), snapping on all eight punts and six kicks

2013 - R-SOPHOMORE

- Squad member, did not play in any games

2012 - SOPHOMORE

- Redshirt season, did not play in any games
- Listed as back-up long snapper all season in return to home state

2011 - FRESHMAN (AT MICHIGAN STATE)

- Lettered as a freshman at Michigan State as the Spartans starting long snapper
- Snapped in all 13 games as he was one of 19 freshmen starting snappers in the nation in 2011

HIGH SCHOOL

- Ranked among the nation's top high school long snappers by Chris Rubio (No. 15)
- Two-year starter at right guard and long snapper at University School of Jackson for coach Mickey Marley
- Honorable Mention All-Region as a senior
- All-West Tennessee Honorable Mention by the Jackson Sun

PERSONAL

- Full name: Matthew Christopher Giampapa
- Born: March 3, 1993
- Son of Mary Ann and Chris Giampapa
- Majoring in Human Resource Management



STEPHEN GRIFFIN

DEFENSIVE BACK

26

FRESHMAN • HS • 6-2 • 185

CHARLOTTE, N.C. • SOUTH MECKLENBURG H.S.

HIGH SCHOOL

- Lettered at South Mecklenburg High School in Charlotte for coach Rocky White
- 247 Sports: 3-star (No. 53 safety, No. 27 prospect in North Carolina)
- ESPN: 3-star (No. 46 safety, No. 22 prospect in NC)
- Rivals: 3-star (No. 43 safety, No. 18 prospect in NC)
- Scout: 3-star (No. 46 safety, No. 2 safety in NC)
- Named Charlotte-Mecklenburg Schools Defensive Player of the Year in 2014
- Named Charlotte Touchdown Club's Defensive Player of the Year in 2014
- All-Mecklenburg County and all-conference as a senior and junior

- Racked up 73 tackles, six tackles for a loss along with three interceptions as a senior in 2014
- As a junior in 2013 posted 80 tackles and had 11 pass break-ups with three interceptions
- Played quarterback as a junior and rushed for 543 yards and three touchdowns

PERSONAL

- Full Name: Stephen Brannon Griffin
- Born: Nov. 14, 1996 in Augusta, Ga.
- Lived in Knoxville, Tenn., during his youth
- Son of Amanda and Steve Griffin
- Father Steve was a running back at Clemson



CHANCE HALL

OFFENSIVE LINE

76
FRESHMAN • HS • 6-5 • 315
ROANOKE, VA. • NORTHSIDE H.S.

HIGH SCHOOL

- Lettered at Northside High School in Roanoke, Va., for coach Burt Torrence
- 247 Sports: 3-star (No. 49 offensive tackle No. 21 prospect in Virginia)
- ESPN: 4-star (No. 43 offensive tackle, No. 14 prospect in Virginia)
- Rivals: 3-star (No. 28 prospect in Virginia)
- Scout: 3-star (No. 89 offensive tackle, No. 2 offensive tackle in Virginia)
- Sat out the 2014 season with a torn Achilles tendon

- First-team all-state in Virginia as a junior in 2013 on both the offensive and defensive lines
- Helped Vikings to Virginia State Championship in 2013
- Also played basketball in high school, averaging 20 points and 10 rebounds per game

PERSONAL

- Full Name: Chance Allen Hall
- Born: May 27, 1997 in Roanoke, Va.
- Son of Donna Hall and Bo Hall
- Brother of Rae and Bryce Hall



ALTON 'PIG' HOWARD

WIDE RECEIVER

2
SENIOR • 3L • 5-8 • 187
ORLANDO, FLA. • EDGEWATER H.S.

2014 - JUNIOR

- Games/Starts: 13/9
- With 111 career catches in three seasons, ranks 13th all-time at Tennessee
- Has a catch in each of last 33 games he has played
- Led team in catches (54) and in receiving yards (618), playing all 13 games with nine starts
- Had three total touchdowns, two rushing and one receiving
- Also rushed 15 times for 98 yards and two touchdowns
- Caught two balls for 29 yards and rushed twice for 24 yards in 2015 TaxSlayer Bowl win over Iowa (1/2)
- Led team with five catches for 55 yards at Vanderbilt (11/29)
- Season-best eight catches for 90 yards vs. Missouri (11/22), had 19 catches for 179 yards in last meetings
- Team-high four catches for 43 yards in win over Kentucky (11/15)
- First 100-yard receiving game of career with five catches for 109 yards at South Carolina (11/1), also rushed four times for 29 yards including 1-yard rushing score
- Four catches for 49 yards vs. #4 Alabama (10/25)
- Team-high six catches for 79 yards vs. Florida (10/4)
- Four catches for 46 yards including 31-yard touchdown reception at #12/13 Georgia (9/27)
- Made four catches for 22 yards at #4/3 Oklahoma (9/13)
- Three catches for 30 yards vs. Arkansas State (9/6)
- Opened 2014 with team-best six catches for 37 yards, also scored first-career rushing touchdown -- the Vols first score of the season -- in win over Utah State (8/31)

- Gained a total of 38 yards on four touches vs. Vanderbilt (11/23) with 15 rushing yards and 23 receiving yards
- Four catches for 13 yards vs. #7 Auburn (11/9)
- Career-high 11 catches for 89 yards at #10 Missouri (11/2); 11 catches tied for fifth-most in a game in UT history and most since Kelley Washington had 11 vs. LSU (9/29/2001)
- Eight catches for 33 yards, including 6-yard touchdown reception, vs. #11 South Carolina (10/19)
- Racked up 116 all-purpose yards with four catches for 70 yards and six carries for 46 yards in OT loss to #6 Georgia (10/5)
- Led Vols with four catches for 75 yards, including an 18-yard TD catch, at #19 Florida (9/21)
- Sat out game at #2 Oregon (9/14) with an injury
- Ran for 20 yards and had an 8-yard catch vs. WKU (9/7)
- Started opener, made three catches for 29 yards including 11-yard TD catch vs. Austin Peay (8/31)

2012 - FRESHMAN

- Games/Starts: 10/0
- Played in 10 games, one of 10 true freshmen to see action in 2012
- Saw action at receiver and as a Wildcat QB
- Had 13 catches for 54 yards and 14 carries for 44 yards; also threw one pass for a 13-yard touchdown
- First career receiving touchdown on a 16-yard catch vs. Missouri (11/10)
- Ran once for 11 yards and had two catches for nine yards vs. Troy (11/3)
- Threw first career pass for a 13-yard touchdown at #17 South Carolina (10/27)
- Touchdown pass at South Carolina was first by a non-quarterback since Lucas Taylor in 2007
- In addition to TD pass at South Carolina, also caught two passes for 15 yards
- Ran twice for three yards and had a 4-yard catch vs. #1 Ala-

2013 - SOPHOMORE

- Games/Starts: 11/10
- Played 11 games, with 10 starts, led team with 44 catches for 388 yards (second on team) and team-best three receiving TDs
- Rushed 18 times for 93 yards

bama (10/20)

- Ran for 30 yards on four carries and made a catch for five yards at #19 Mississippi State (10/13)
- First two college catches vs. Akron (9/22) for 18 yards; also rushed once for three yards
- College debut vs. #18 Florida (9/15), seeing a few snaps

HIGH SCHOOL

- Played at Edgewater High School in Orlando, Fla., for coach Zac Yarbrough
- 247sports: 4-star (No. 121 overall prospect, No. 14 overall wide receiver, No. 19 prospect in Florida)
- ESPN: 4-star (No. 150 overall prospect, No. 22 overall wide receiver, No. 29 prospect in Florida)
- Rivals: 4-star (No. 47 overall wide receiver, No. 41 prospect in Florida)
- Scout: 3-star (No. 76 overall wide receiver)
- Participated in the 2012 Under Armour All-American Game at Tropicana Field in Tampa, Fla. Made one catch for 17 yards and returned two kickoffs for 41 yards
- Ranked No. 3 in the Orlando Sentinel's 2012 Central Florida "Super 60"
- One of the Top 50 in Florida by the Gainesville (Fla.) Sun.
- Selected to the 2011 Super Southeast 120 by the Mobile (Ala.) Register
- As a senior at Edgewater High School in 2011, caught 36 passes for 691 yards (19.2 yards per catch) and five touchdowns en route to Associated Press 7A All-State Team honors
- Also had 392 yards on 55 carries (7.13 yards per carry) and scored three rushing touchdowns
- As a junior, scored 23 total touchdowns while posting 1,146 receiving yards and 546 rushing yards
- Rushed for 1,209 yards, tallied 793 yards receiving and scored 17 touchdowns as a sophomore
- Also a member of the Edgewater track team, competing in the broad jump.

PERSONAL

- Full Name: Alton Quamine Howard
- Nicknamed "Pig"
- Born: March 9, 1993
- Son of Vonetta Burch
- Brother Quincy McDuffie played at Central Florida
- Majoring in Sociology

CAREER STATISTICS

Receiving	GP/GS	No	Yds	Avg	Per/G	TD	Long	High Yd
2012	10/0	13	54	4.2	5.4	1	16-Mizz	18-Akr
2013	11/10	44	388	8.8	35.3	3	33-UGa	89-Miz
2014	13/9	54	618	11.4	47.5	1	31-2x	109-SC
Totals	34/19	111	1060	9.5	31.2	5	33-UGa	109-SC

Rushing	GP/GS	No	Yds	Avg	Per/G	TD	Long	High Yd
2012	10/0	14	44	3.1	4.4	0	16-MSU	30-MSU
2013	11/10	18	93	5.2	8.5	0	20-WKU	46-UGa
2014	13/9	15	96	6.4	7.4	2	18-SC	29-SC
Totals	34/19	47	233	5.0	6.9	2	20-WKU	46-UGa

CAREER HIGHS

Rushes	6 vs. Georgia, 10/5/13
Rushing Yards	46 vs. Georgia, 10/5/13
Rushing Touchdowns	1 vs. Utah State, 8/31/14 & at S.Carolina, 11/1/14
Receptions	11 at Missouri, 11/2/13
Receiving Yards	109 at South Carolina, 11/1/14
Touchdowns	1 five times, last at Georgia, 9/27/14

CAREER GAME-BY-GAME

2012 *Opp.* **Rush-Yds-TD, Lg** **Rec-Yds-TD, Lg** **Passing**

vs. NC State	DNP-INJ			
Ga. State	DNP-INJ			
Florida	0-0-0	0-0-0		
Akron	1-3-0, 3	2-18-0, 13		
at Georgia	1-0-0, 0	1-(-2)-0, -2		
at Miss State	4-30-0, 16	1-5-0, 5		
Alabama	2-3-0, 3	1-4-0, 4		
at S.Carolina	1-1-0, 1	2-15-0, 10	1-1-13, 13-yd TD pass	
Troy	1-11-0, 11	2-9-0, 7		
Missouri	1-2-0, 2	1-16-1, 16		
at Vanderbilt	2-(-5)-0, 1	2-(-9)-0, 0		
Kentucky	1-(-1)-0, -1	1-(-2)-0, -2		

2013 *Opp.* **Rush-Yds-TD, Lg** **Rec-Yds-TD, Lg** **Passing**

Austin Peay	1-7-0, 7	3-29-1, 13		
W. Kentucky	1-20-0, 20	1-8-0, 8		
at Oregon	DNP-INJ			
at Florida	2-2-0, 7	4-75-1, 29		
So. Alabama	0-0-0	3-36-0, 22		
Georgia	6-46-0, 16	4-70-0, 33		
So. Carolina	1-(-3)-0, -3	8-33-0, 12		
at Alabama	1-1-0, 1	2-4-0, 6		
at Missouri	0-0-0	11-89-0, 17		
Auburn	1-(-1)-0, -1	4-13-0, 8		
Vanderbilt	2-15-0, 14	2-23-0, 23		
at Kentucky	3-6-0, 6	2-8-0, 5		

2014 *Opp.* **Rush-Yds-TD, Lg** **Rec-Yds-TD, Lg**

Utah State	2-9-1, 8	6-37-0, 14		
Ark. State	0-0-0	3-30-0, 20		
at Oklahoma	0-0-0	4-22-0, 19		
at Georgia	1-8-0, 8	4-46-1, 31		
Florida	1-5-0, 5	6-79-0, 25		
Chattanooga	2-13-0, 8	1-5-0, 5		
at Ole Miss	0-0-0	2-24-0, 19		
Alabama	0-0-0	4-49-0, 28		
at S.Carolina	4-29-1, 18	5-109-0, 31		
Kentucky	2-0-0, 2	4-43-0, 19		
Missouri	0-0-0	8-90-0, 24		
at Vanderbilt	1-8-0, 8	5-55-0, 33		
vs. Iowa	2-24-0, 16	2-29-0, 18		



JALEN HURD

RUNNING BACK

1

SOPHOMORE • 1L • 6-3 • 227

HENDERSONVILLE, TENN. • BEECH SENIOR H.S.

CAREER HONORS

- 2015 Athlon Sports Preseason SEC All-Conference Third Team Offense
- 2015 Phil Steele Preseason Third Team All-SEC
- 2015 Lindy's Sports No. 20 Top Running Backs
- 2015 Lindy's Sports Preseason Third Team All-SEC
- 2015 Athlon Sports No. 19 Top Heisman Contenders
- 2015 Athlon Sports Preseason Second Team All-SEC
- 2014 Campus Insiders Honorable Mention Freshman All-American
- SEC Freshman of the Week (9/8)

2014 - FRESHMAN

- Games/Starts: 13/9
- Vols leading rusher with 190 carries for 899 yards and five rushing touchdowns in 13 games with nine start
- Fourth-leading freshman rusher in SEC (69.2 yd/game)
- Also had 35 catches for 221 yards with two receiving touchdowns
- Rushed for 100 yards four times (Georgia, South Carolina, Kentucky and Iowa in TaxSlayer Bowl), most 100-yard rushing games by a true freshman since Jamal Lewis' seven in 1997
- Rushing total of 899 yards is third-most in a single-season by a true freshman in Tennessee history; No. 2 James Stewart (908 in 1991) and No. 1 Jamal Lewis (1,364 in 1997)
- Ran for 122 yards with first multi-touchdown game in the 2015 TaxSlayer Bowl vs. Iowa (1/2); scored first two touchdowns of the game with scoring runs of three and 29 yards
- 122 rushing yards in TaxSlayer Bowl were most by a Vol in a bowl game since Travis Henry ran for 180 yards in 2001 Cotton Bowl
- Two rushing touchdowns in a bowl were most since Casey Clausen ran for a pair in the 2002 Florida Citrus Bowl
- Gained 40 yards both rushing and receiving vs. #19 Missouri (11/22)
- Ran for 118 yards including third touchdown of the season in win over Kentucky (11/15)
- Ran for 125 yards at South Carolina (11/1), most by a Vols' true freshman since Jamal Lewis had 127 in the 1997 SEC Championship Game; also had team-best seven catches for 58 yards including 21-yard fourth-quarter touchdown
- Ran for 59 yards and led Vols with six catches for 27 yards vs. #4 Alabama (10/25)
- Ran for 40 yards on 13 carries and had two catches for 19 yards at #3 Ole Miss (10/18)
- First start came vs. Florida (10/4), ran for 39 yards
- Posted 119 rushing yards on 24 carries with a touchdown at #12/13 Georgia (9/27); yardage was most by a Vols' true freshman since Jamal Lewis had 127 in the 1997 SEC Championship Game and first by a UT true freshman since Bryce Brown (2009)
- Ran for 97 yards at #4/3 Oklahoma (9/13)
- First rushing touchdown on 4-yard rush as he picked up 83 yards on 23 carries vs. Arkansas State (9/6)
- Scored first-career touchdown on a 15-yard reception in season opener vs. Utah State (8/31); ran 11 times for 29 yards and finished with two catches for 16 yards

- One of first four Vols to have black stripes removed in '14 (Derek Barnett, Emmanuel Moseley, Ethan Wolf) on Aug. 10

HIGH SCHOOL

- Lettered at Beech Senior High School in Hendersonville, Tenn., for coach Anthony Crabtree
- 247Sports: 5-star (No. 33 national prospect, No. 4 athlete, No. 1 prospect in Tennessee)
- ESPN: 4-star (No. 62 national prospect, No. 7 running back, No. 4 prospect in Tennessee)
- Rivals: 5-star (No. 28 national prospect, No. 5 running back, No. 2 prospect in Tennessee)
- Scout: 4-star (No. 11 running back)
- Played in 2014 U.S. Army All-American Game
- Played in one game as a senior before suffering a shoulder injury that ended his 2013 season prematurely
- Ran for 177 yards and three touchdowns on offense and had eight tackles and an interception in his lone prep game of 2013
- Named Tennessee State Mr. Football in 2012
- Earned First Team All-State from Tennessee Sports Writers as a junior
- As a junior in 2012, ran for Tennessee state-record 3,357 yards and 43 touchdowns
- Set Tennessee state record with 294 points scored as a junior
- Averaged 240 yards per game and 10.58 yards per carry in 2012
- Gained more than 200 yards in nine games as a junior, including three games with at least 390 yards on the ground
- Piled up single-game rushing totals of 451, 396 and 394 as a junior
- Ran for Tennessee title-game records of 394 yards and seven touchdowns in 2012 championship, a 56-35 Beech win over Columbia Central
- Led Beech to 2012 state title with a perfect 15-0 record

PERSONAL

- Full Name: Jalen Tyler Hurd
- Born: January 23, 1996
- Son of Tara Smotherman and Jay Hurd
- Majoring in Finance

CAREER STATISTICS

Rushing	GP/GS	No	Yds	Avg	Per/G	TD	Long	High Yd
2014	13/9	190	899	4.7	69.2	5	43-OU	125-SC

Receiving	GP/GS	No	Yds	Avg	Per/G	TD	Long	High Yd
2014	13/9	35	221	6.3	17.0	2	30-OU	58-SC

CAREER HIGHS

Rushes	24 at Georgia, 9/27/14 & vs. Kentucky, 11/15/14
Rushing Yards	125 at South Carolina, 11/1/14
Rushing Touchdowns	2 vs. Iowa, 1/2/15
Receptions	7 at South Carolina, 11/1/14
Receiving Yards	58 at South Carolina, 11/1/14
Receiving Touchdowns	1 vs. Utah St, 8/31/14 & at S.Carolina, 11/1/14

■ CAREER GAME-BY-GAME

2014 Opp.	Rush-Yds-TD, Lg	Rec-Yds-TD, Lg
Utah State	11-29-0, 7	2-16-1, 15
Ark. State	23-83-1, 12	0-0-0
at Oklahoma	14-97-0, 43	2-24-0, 30
at Georgia	24-119-1, 19	3-19-0, 18
Florida	10-39-0, 11	4-3-0, 9
Chattanooga	2-7-0, 7	0-0-0
at Ole Miss	13-40-0, 17	2-19-0, 13
Alabama	16-59-0, 12	6-27-0, 11
at So. Carolina	21-125-0, 16	7-58-1, 21
Kentucky	24-118-1, 14	1-11-0, 11
Missouri	11-40-0, 17	6-40-0, 11
at Vanderbilt	5-21-0, 8	0-0-0
vs. Iowa	16-122-2, 29	2-4-0

■ HURD ON THE CHARTS

■ Rushing Yards By True Freshman

1.	1,364	Jamal Lewis	1997
2.	939	James Stewart	1991
3.	899	Jalen Hurd	2014
4.	704	Aaron Hayden	1991

■ 100-Yard Games By True Freshman

1.	7	Jamal Lewis	1997
2.	6	James Stewart	1991
3.	4	Jalen Hurd	2014
4.	3	Aaron Hayden	1991



MARCUS JACKSON

OFFENSIVE LINE

75

R-SENIOR • 3L • 6-2 • 306

VERO BEACH, FLA. • VERO BEACH H.S.

HONORS

- 2011 Phil Steele Freshman All-American First Team
- 2011 SEC All-Freshman Team selection by Coaches

2014 - R-JUNIOR

- Games/Starts: 12/12
- Started 12 games overall including first seven games in 2014 at left guard
- Returned to action at South Carolina (11/1), starting at left guard
- After redshirting in 2013, returned to start in 2014 opener vs. Utah State (8/31)

2013 - JUNIOR

- Redshirt season, did not play in any games

2012 - SOPHOMORE

- Games/Starts: 12/0
- Listed as backup left guard to Dallas Thomas in 2012
- Played in all 12 games, seeing action on field goal/kick block
- Helped offense to 475.9 yards per game (20th in NCAA), 315.6 yards of passing offense (15th in NCAA), just eight sacks allowed (0.67 per game/fourth in NCAA)
- Saw most extensive action of season at #17 South Carolina (10/27) with Zach Fulton sidelined due to injury

2011 - FRESHMAN

- Games/Starts: 12/5
- Played in all 12 games as one of 16 true freshmen to play for Vols in 2011
- Started last five games at left guard for the Vols
- Part of field goal/PAT offensive line unit for all 12 games
- Drew first start vs. #14 South Carolina (10/29)
- Played second half at left guard at #2 Alabama (10/22)
- Made college debut vs. Montana seeing action on the line
- Early enrollee, starting with Vols in January

HIGH SCHOOL

- Played at Vero Beach High School for coach Gary Coggin
- Rivals: 3-star (No. 13 overall guard, No. 51 overall in Florida)
- Scout: 3-star (No. 15 overall guard)
- ESPN: 4-star (No. 6 overall guard, No. 87 overall prospect)
- Member of Under Armour All-America Team
- ESPNU 150 Team
- All-Area honors as both a senior in 2010 and junior in 2009

PERSONAL

- Full name: Marcus Jamaal Jackson
- Born: July 12, 1992
- Son of Verna Jackson
- Majoring in Geology and Environmental Studies
- Switched to his high school number, 75, prior to his junior year



ZAC JANCEK

QUARTERBACK

14

FRESHMAN • HS • 6-5 • 195
KNOXVILLE, TENN. • KNOXVILLE CATHOLIC H.S.

HIGH SCHOOL

- Lettered at Knoxville Catholic High School in Knoxville, Tenn., for coach Steve Matthews
- 247 Sports: 2-star (No. 98 pro-style quarterback, No. 83 prospect in Tennessee)
- Named to Tennessee Sports Writers All-State First Team in Class 4A in 2014
- Honored as all-district as both a junior and senior
- Played quarterback for two seasons in Knoxville after playing receiver in Ohio
- As a senior in 2014, threw for 2,472 yards on 168-of-274 with 28 touchdown passes
- Re-set school record for passing yards and passing touchdowns as a senior

- Helped Irish to the second round of the Class 4A play-offs.
- As a junior in 2013, threw for 2,077 yards and 17 touchdowns, to set school records at Catholic

PERSONAL

- Full Name: Zachary Kenneth Jancek
- Born: Dec. 27, 1996 in Hillsdale, Mich.
- Son of Kelly and John Jancek
- Brother of Brock, Jack and Brady
- Father John serves as the Vols defensive coordinator



JAUAN JENNINGS

QUARTERBACK

15

FRESHMAN • HS • 6-4 • 200
MURFREESBORO, TENN. • BLACKMAN H.S.

HIGH SCHOOL

- Lettered at Blackman High School in Murfreesboro, Tenn., for coach Phillip Shadowens
- 247 Sports: 4-star (No. 7 dual-threat quarterback, No. 6 prospect in Tennessee)
- ESPN: 4-star (No. 16 athlete, No. 7 prospect in Tennessee)
- Rivals: 4-star (No. 12 dual-threat quarterback, No. 8 prospect in Tennessee)
- Scout: 4-star (No. 19 safety, No. 1 safety in Tennessee)
- Honored as the 2014 Tennessee Mr. Football Division I Class AAA Back of the Year
- Named The Tennessean Player of the Year in 2014
- First team All-State and All-District as a senior
- Passed for 2,155 yards with 22 touchdowns passes as a senior
- Ran for 883 yards with 17 touchdowns in leading Blaze to an 11-2 record and district title

- Guided Blackman to the Tennessee State quarterfinals in 2014 and semifinals in 2013.
- Also played basketball (averaged 17 points and eight rebounds per game) and ran track for the Blaze
- Coached by former Tennessee basketball player Lang Wiseman during his youth career

PERSONAL

- Full name: Bennie Jauan Jennings
- Born: July 10, 1997 in Cowan, Tenn.
- Son of Angela Holman and Bennie Jennings
- Brother of Alexis, Kendal Jennings and Elizabeth, Tinae, and Tony Holman
- Sister Alexis Jennings plays basketball at the University of Kentucky



JAKOB JOHNSON

LINEBACKER

44

SOPHOMORE • 1L • 6-4 • 240
STUTTGART, GERMANY/JEAN RIBAUT H.S. (FLA.)

CAREER HONORS

- 2014 SEC Academic Honor Roll

2014 - FRESHMAN

- Games/Starts: 12/2
- Played in 12 games with two starts making 14 tackles
- In return to high school hometown of Jacksonville, made two tackles in 2015 TaxSlayer Bowl win over Iowa (1/2)
- In second start, at Vanderbilt (11/29), made three tackles
- Drew first college start vs. Missouri (11/22), making three tackles
- Made first four college tackles vs. Chattanooga (10/11)

HIGH SCHOOL

- Played one season of high school football at Jean Ribault High School in Jacksonville, Florida for coach Anthony Flynn
- 247Sports: 4-star (No. 12 inside linebacker, No. 35 prospect in Florida)
- ESPN: 3-star (No. 50 inside linebacker)

CAREER STATISTICS

Defense	GP/GS	UT	AT	TT	Sack	TFL	FF	FR	QBH	Int	High Tk
2014	12/2	8	6	14	0-0	0-0	0	0	1	0-0	4-UTC

CAREER HIGHS

Tackles	4 vs. Chattanooga, 10/11/14
----------------	-----------------------------

- Rivals: 3-star
- Scout: 3-star (No. 45 inside linebacker)
- Second Team All-Coast by Florida Times-Union in 2013
- Named a Florida Times-Union Super 24, the top recruits of 2013
- Racked up 112 tackles, 15 tackles for a loss and six sacks in first year of American football
- Helped Trojans to 7-4 record as a senior
- Played for U-19 Stuttgart Scorpions in Germany prior to coming to America

PERSONAL

- Full Name: Jakob Elijah Johnson
- First name pronounced: YAH-kub
- Born: December 15, 1994 in Stuttgart, Germany
- Majoring in Kinesiology
- Moved to the United States in July 2012
- Son of Ann-Charlotte and Calvin Johnson
- Wears No. 44 to honor high school teammate who passed away during school

CAREER GAME-BY-GAME

2014	Opp.	U-A-T, Other	2014	Opp.	U-A-T, Other
Utah State	DNP		Alabama		0-0-0
Ark. State	0-0-0		at So. Carolina		0-0-0
at Oklahoma	0-0-0		Kentucky		1-1-2
at Georgia	0-0-0		Missouri		1-2-3, qh
Florida	0-0-0		at Vanderbilt		1-2-3
Chattanooga	3-1-4		vs. Iowa		2-0-2
at Ole Miss	0-0-0				



JOHNATHON JOHNSON

WIDE RECEIVER

81

SENIOR • 2L • 5-9 • 186
FRIENDSWOOD, TEXAS • FRIENDSWOOD H.S. • BLINN COLLEGE

2014 - JUNIOR

- Games/Starts: 11/1
- Played in 11 games, making one start, with 10 catches for 117 yards with two touchdowns
- Made two catches in 2015 TaxSlayer Bowl win over Iowa (1/2)
- Caught a 6-yard pass vs. #19 Missouri (11/22)
- First two touchdowns of college career came vs. Chattanooga (10/11) on receptions of 21 and 19 yards, making three catches for 46 yards in win
- Two catches for 29 yards vs. Florida (10/4)
- Clutch 24-yard reception at #12/13 Georgia (9/27)
- Made one catch for four yards in 2014 debut vs. Arkansas State (9/6)

2013 - SOPHOMORE

- Games/Starts: 10/2
- In 10 games with two starts, made 13 catches for 189 yards
- Started and grabbed two catches for 35 yards at Kentucky (11/30)
- Two catches for 14 yards vs. #7 Auburn (11/9)
- Three catches for 38 yards at #11 Missouri (11/2)
- Hauled in a 24-yard catch at #1 Alabama (10/26)
- First catch since second game of the season, with a 6-yard reception vs. #11 South Carolina (10/19)
- Returned vs. South Alabama (9/28), had no catches
- Sat out games at #2 Oregon (9/14) and at #19 Florida (9/21) with an injury

- Hauled in a career-long 37-yard catch as part of two catches for 57 yards vs. WKU (9/7)
- In UT debut, two catches for 15 yards vs. Austin Peay (8/31)

2012 - FRESHMAN (AT BLINN COLLEGE)

- Played in just four games for the Buccaneers during his one season at Blinn College
- Finished the season with 69 receiving yards, the majority coming in a four catch, 68 yard effort against Northeastern Oklahoma A&M College
- Used as a punt and kick returner finishing with four punt returns for 67 yards and 1 kick return for 60 yards
- Made the Dean's List during his freshman year at Blinn

HIGH SCHOOL

- Coached by Steve Van Meter at Friendswood High School
- Rivals: 3-star
- 247Sports: 3-star (No. 152 overall wide receiver, No. 204 overall prospect in Texas)
- ESPN: 2-star (No. 170 overall wide receiver, No. 293 overall prospect in Texas)
- Scout: 3-star (No. 109 overall wide receiver)
- Played all four seasons on varsity at Friendswood, including two seasons as team captain
- Racked up over 4,000 yards of rushing and 34 touchdowns including more than 1,500 yards rushing in his junior and senior seasons
- Tallied nearly 2,000 receiving yards in his career at Friendswood hauling in 23 touchdowns
- Named newcomer of the year in his sophomore season and was First Team all-region and all-county in his junior and senior years
- Reached state semifinals as a freshman, quarterfinals as a sophomore, semifinals as a junior and first round as a senior
- Also a member of the track and basketball teams

PERSONAL

- Full Name: Johnathon Wayne Johnson
- Born: January 3, 1994
- Son of Stacy Johnson
- Majoring in Psychology

CAREER STATISTICS

Receiving	GP/GS	No	Yds	Avg	Per/G	TD	Long	High Yd
2013	10/2	13	189	14.5	18.9	0	37-WKU	57-WKU
2014	11/1	10	117	11.7	10.6	2	27-UF	46-UTC
Totals	20/3	21	298	14.2	14.9	2	37-WKU	57-WKU

CAREER HIGHS

Receptions	3 at Missouri, 11/2/13
Receiving	57 vs. Western Kentucky, 9/7/13
Touchdowns	2 vs. Chattanooga, 10/11/14

CAREER GAME-BY-GAME

2013	Opp.	Rec-Yards-TD, Lg	2014	Opp.	Rec-Yards-TD, Lg
Austin Peay	2-15-0, 9	Utah State	DNP		
W. Kentucky	2-57-0, 37	Ark. State	1-4-0, 4		
at Oregon	DNP-INJ	at Oklahoma	0-0-0		
at Florida	DNP-INJ	at Georgia	1-24-0, 24		
So. Alabama	0-0-0	Florida	2-29-0, 27		
Georgia	0-0-0	Chattanooga	3-46-2, 21		
So. Carolina	1-6-0, 6	at Ole Miss	0-0-0		
at Alabama	1-24-0, 24	Alabama	DNP		
at Missouri	3-38-0, 25	at S.Carolina	0-0-0		
Auburn	2-14-0, 12	Kentucky	0-0-0		
Vanderbilt	0-0-0	Missouri	1-6-0, 6		
at Kentucky	2-35-0, 26	at Vanderbilt	0-0-0		
		vs. Iowa	2-8-0, 6		



ALEX JONES

PLACEKICKER

39

FRESHMAN • HS • 5-5 • 136

KNOXVILLE, TENN. • KNOXVILLE CATHOLIC H.S.

HIGH SCHOOL

- Lettered at Knoxville Catholic High School for coach Steve Matthews
- Kicked extra points at for the Irish, converting 55-of-57
- Also made 2-of-4 field goals

PERSONAL

- Full Name: Alexander Allan Jones
- Born Sept. 12, 1996 in Big Rapids, Michigan
- Son of Barb and Butch Jones
- Brother of Adam and Andrew
- Father Butch serves as the Vols head coach



JACK JONES

OFFENSIVE LINE

66

FRESHMAN • HS • 6-5 • 300
MURFREESBORO, TENN. • OAKLAND H.S.


HIGH SCHOOL

- Lettered at Oakland High School in Murfreesboro, Tenn., for coach Thomas McDaniel
- 247 Sports: 4-star (No. 16 offensive tackle, No. 5 prospect in Tennessee)
- ESPN: 4-star (No. 9 offensive guard, No. 2 prospect in Tennessee)
- Rivals: 4-star (No. 9 offensive tackle, No. 2 prospect in Tennessee)
- Scout: 4-star (No. 30 offensive tackle, No. 2 offensive tackle in Tennessee)
- 2015 Under Armour All-American
- Honored as Tennessee Class AAA Mr. Football Lineman of the Year in both 2013 and 2014
- All-state selection in Tennessee as a junior and senior
- Posted 125 pancake blocks as a senior, despite missing three games with a knee injury

- Helped Patriots to a 14-2 record as a senior
- Played both offensive and defensive line
- Had 121 pancake blocks as a junior
- Also played basketball in high school
- Served as class president, member of FCA and Young Life in high school

PERSONAL

- Full name: John Claude Jones IV
- Born: Sept. 30, 1996 in Murfreesboro, Tenn.
- Son of John and Tracy Jones
- Brother of Pruitt, Liza Jane and Mary Margaret



SHERIRON JONES

QUARTERBACK

13

FRESHMAN • HS • 6-2 • 182
PERRIS, CALIF. • RANCHO VERDE H.S.

HIGH SCHOOL

- Lettered at Rancho Verde High School in Moreno, California for coach Pete Duffy
- 247 Sports: 4-star (No. 7 dual-threat quarterback, No. 31 prospect in California)
- ESPN: 4-star (No. 6 dual-threat quarterback, No. 26 prospect in California)
- Rivals: 4-star (No. 10 dual-threat quarterback, No. 31 prospect in California)
- Scout: 4-star (No. 18 quarterback, No. 7 quarterback in California)
- Member of ESPN 300

- Selected to play in the Semper Fidelis All-American Bowl
- Attended the 2014 Elite 11 Camp in Oregon
- Threw for more than 2,000 yards as a senior with 24 passing touchdowns
- Led the Mustangs to a 10-3 record and second round of state playoffs in 2014

PERSONAL

- Full Name: Sheriron R. Jones
- Name Pronounced: Sher-RON
- Born: Sept. 16, 1996
- Son of Sheriron Jones Sr., stepmom Yvette Jones



COLTON JUMPER

LINEBACKER

53

SOPHOMORE • SQ • 6-2 • 227
LOOKOUT MOUNTAIN, TENN. • BAYLOR SCHOOL • HUN SCHOOL (N.J.)

2014 - FRESHMAN

- Games/Starts: 1/0
- One of 21 true freshmen to make debut vs. Utah State (8/31)

PREP SCHOOL


- Spent a post-graduate year at The Hun School in Princeton, N.J.

HIGH SCHOOL

- Lettered at Baylor School in Chattanooga, Tenn. for coach Phil Massey
- 247Sports: 2-star
- Scout: 2-star
- Finished his high school career with 251 tackles, 39 TFL, 22 sacks, two interceptions, caused five fumbles, recovered two fumbles and blocked one FG in his high school career.



- Finished his senior season with 131 tackles, 19 TFL, eight sacks, two interceptions, two forced fumbles, two fumble recoveries and a blocked field goal
- Earned Tennessee Div. II-AA all-state honors during his junior and senior seasons
- Selected to the Toyota Tennessee Football All-Star Classic
- 2012 TNVarsity All-Classification All-State team



WILL JUMPER

TIGHT END

89

FRESHMAN • HS • 6-2 • 215

LOOKOUT MOUNTAIN, TENN. • BAYLOR SCHOOL

HIGH SCHOOL

- Lettered at Baylor School in Chattanooga, Tenn., for coach Phil Massey
- During senior campaign, posted 17 tackles and two interceptions
- Played football and baseball for three seasons at Baylor

PERSONAL

- Full Name: William Rutherford Jumper
- Son of Dawn and Jay Jumper
- Brother of current Vol linebacker Colton Jumper



ALVIN KAMARA

RUNNING BACK

6

R-SOPHOMORE • JC • 5-11 • 195

NORCROSS, GA. • NORCROSS H.S./ALABAMA/HUTCHINSON (KAN.) CC

CAREER HONORS

- 2015 Lindy's Sports SEC Newcomer of the Year
- 2015 Athlon Sports Tennessee Rising Star
- 2015 Athlon Sports No. 2 Top JUCO Transfers

AT HUTCHINSON CC

- Played 2014 season at Hutchinson Community College in Kansas for coach Rion Rhoades
- 247 Sports: 4-star (No. 4 JUCO overall prospect, No. 2 JUCO running back, No. 2 JUCO prospect in Kansas)
- ESPN: 4-star (No. 2 JUCO overall prospect, No. 2 JUCO running back)
- Rivals: 5-star
- Scout: 5-star
- Named KJCCC Offensive Player of the Year
- In nine games, ran for 1,211 yards (134.6 per game) with 18 touchdowns
- Led Blue Dragons with 1,469 yards of total offense and 21 touchdowns
- Caught 18 passes for 219 yards and three receiving touchdowns
- Helped Blue Dragons to school-record 11 victories and No. 4 national JUCO ranking
- Rushed for 100-plus yards in eight of nine games including first seven of the season
- Ran for career-best 220 yards and four touchdowns in win over Iowa Central (9/20) as he totaled 283 all-purpose yards

- Follows in the footsteps of NFL Pro Bowler Cordarrelle Patterson in joining Tennessee after playing at Hutchinson

AT ALABAMA

- Redshirt season as a true freshman at the University of Alabama in 2013

HIGH SCHOOL

- Lettered at Norcross High School in Georgia for coach Keith Maloof
- No. 1 all-purpose back in the 247Composite, the No. 5 player in Georgia and the No. 42 player nationally in 2012
- Nation's No. 2 all-purpose by Rivals.com and the No. 45 player in the Rivals100
- Ranked as the No. 6 player in Georgia by Rivals
- Selected to participate in the 2013 Under Armour All-American Game
- No. 32 in the ESPN150 and the No. 4 running back and No. 4 player in Georgia
- 247Sports listed him as the No. 3 all-purpose back and the No. 7 player in Georgia, while ranking him 66th in the Top247
- Invited to "The Opening" in the summer of 2012 on the Nike campus in Oregon
- Rushed for 2,264 yards and 26 touchdowns while averaging 7.5 yards per carry as a senior in 2012
- Added 22 receptions for 286 yards and five scores

- Second-team All-American as a running back by Max-Preps
- Earned Georgia Mr. Football honors from the Atlanta Journal-Constitution
- Class AAAAAA Player of the Year and garnered first-team All-State honors from the Georgia Sports Writers Association
- Added 1,300 yards and 17 touchdowns as a junior in 2011



JOHN KELLY

RUNNING BACK

4

FRESHMAN • HS • 5-10 • 200
DETROIT, MICH. • OAK PARK H.S.

HIGH SCHOOL

- Lettered at Oak Park High School in Oak Park, Mich., for coach Greg Carter
- 247 Sports: 3-star (No. 37 athlete, No. 5 prospect in Michigan)
- ESPN: 3-star (No. 54 running back, No. 7 prospect in Michigan)
- Rivals: 3-star (No. 29 running back, No. 8 prospect in Michigan)
- Scout: 3-star (No. 43 running back, No. 2 running back in Michigan)
- Three-year starter for the Knights playing running back, cornerback and returner
- Named to Associated Press Michigan All-State Team
- Top 10 finalist for Michigan High School Player of the Year

- Member of the 2014 Detroit News Dream Team
- Totaled 25 touchdowns as a senior, scoring five different ways (rushing, receiving, kickoff return, punt return and interception)
- Averaged 10 yards per carry with 1,321 rushing yards on 138 carries with 21 rushing touchdowns
- Also had 39 tackles in the secondary
- Helped Knights to second round of state playoffs, finishing with an 8-3 record as a senior in 2014

PERSONAL

- Full Name: John Marshall Kelly Jr.
- Born: Oct. 4, 1996
- Son of Lateasha Orsborne and John Kelly Sr.



TODD KELLY JR.

DEFENSIVE BACK

6

SOPHOMORE • 1L • 6-0 • 203
KNOXVILLE, TENN. • WEBB SCHOOL

CAREER HONORS

- 2014 Freshman All-SEC Team

2014 - FRESHMAN

- Games/Starts: 13/3
- One of seven legacy freshmen on the roster, following father Todd Kelly Sr. to Vols
- Led all freshmen in the SEC with three interceptions
- Played in all 13 games, starting three games, making 33 tackles on the season with three interceptions
- Three interceptions are the most by a Vols true freshman since Eric Berry had five in 2007
- Made three tackles in 2015 TaxSlayer Bowl win over Iowa (1/2)
- Clutch interception, as he dragged his toe in-bounds, late in win at Vanderbilt (11/29)
- Drew start vs. Missouri (11/22) in place of Brian Randolph (targeting suspension), making career best six tackles
- Three stops at #3 Ole Miss (10/18)
- Four tackles vs. Chattanooga (10/11)
- Second interception, a 21-yard return, vs. Florida (10/4)
- First interception of career on leaping pick-off at #12/13

- Georgia (9/27) along with four tackles
- Made first-career start at strong safety vs. Arkansas State (9/6), making five tackles
- In college debut, recovered fumble to set up Vols' second TD of game, also made two tackles vs. Utah State (8/31)

HIGH SCHOOL

- Lettered at Webb School in Knoxville, Tenn., for head coach David Meske
- 247 Sports: 4-star (No. 68 national prospect, No. 6 safety, No. 3 prospect in Tenn.)
- ESPN: 4-star (No. 84 national prospect, No. 5 safety, No. 3 prospect in Tenn.)
- Rivals: 4-star (No. 71 national prospect, No. 9 safety, No. 4 prospect in Tenn.)
- Scout: 4-star (No. 14 safety)
- 2013 Gatorade State Player of the Year for Tennessee
- Tennessee Titans Division II-A Mr. Football in both 2012, 2013
- 2013 U.S. Army All-American Bowl selection
- 2012 Knoxville News Sentinel's Defensive Player of the Year

- Two-time TSWA All-State selection
- Played both defensive back and running back for Webb
- Led Spartans to Division II-A State Championship in 2013
- As a senior leader had 53 tackles, one sack and two interceptions to go along with 1,014 rushing yards and 23 total touchdowns on offense
- Named BlueCross Bowl Offensive MVP as he ran for more than 250 yards and scored three touchdowns in the championship game
- As a junior, recorded 72 tackles and three interceptions on defense and carried the ball 99 times for 1,120 yards and 23 touchdowns while also scoring five receiving touchdowns

PERSONAL

- Full Name: Todd Eric Kelly, Jr.
- Born: October 9, 1995
- Son of Renee and Todd Kelly Sr.
- Father, Todd Kelly Sr., was a star for the Vols in the early 1990s and played four seasons in the NFL for the San Francisco 49ers, Cincinnati Bengals and Atlanta Falcons
- Majoring in Biomedical Engineering



BRETT KENDRICK

OFFENSIVE LINE

63

R-SOPHOMORE • 1L • 6-6 • 316

KNOXVILLE, TENN. • CHRISTIAN ACADEMY OF KNOXVILLE

2014 - R-FRESHMAN

- Games/Starts: 13/2
- Started at left tackle vs. #4 Alabama (10/25), first start since Arkansas State (9/6)
- Saw late action in 2015 TaxSlayer Bowl win over Iowa (1/2)
- Saw most extensive playing time since Arkansas State game when he played at left tackle at #3 Ole Miss (10/18)
- Started at left tackle in second game of season after injury to Jacob Gilliam vs. Arkansas State (9/6) for first start of his career
- One of 32 to make Tennessee debut vs. Utah State (8/31)

2013 - FRESHMAN

- Redshirt season

CAREER STATISTICS

Defense	GP/GS	UT	AT	TT	Sack	TFL	FF	FR	PD	Int	High Tk
2014	13/3	22	11	33	0-0	0-0	0	1	2	3-21	6-Miz

CAREER HIGHS

Tackles	6 vs. Missouri, 11/22/14
Interceptions	1 three times last at Vanderbilt, 11/29/14
Fumble Recoveries	1 vs. Utah State, 8/31/14

CAREER GAME-BY-GAME


2014	Opp.	U-A-T, Other	2014	Opp.	U-A-T, Other
Utah State	2-0-2, fr	Alabama	1-1-2		
Ark. State	4-1-5	at So. Carolina	0-0-0		
at Oklahoma	0-0-0, pd	Kentucky	0-1-1		
at Georgia	2-2-4, 1-0 int, pd	Missouri	5-1-6		
Florida	1-1-2, 1-21 int	at Vanderbilt	1-0-1, 1-0 int		
Chattanooga	3-1-4	vs. Iowa	1-2-3		
at Ole Miss	2-1-3				

HIGH SCHOOL

- Coached by Rusty Bradley at CAK
- 247Sports: 3-star (No. 20 overall prospect in Tennessee)
- ESPN: 3-star
- Rivals: 3-star
- Scout: 3-star
- Helped his team to back-to-back TSSAA Class 3A State Championships in his junior and senior seasons
- In the 2012 state championship game, helped lead CAK to a 608-yard offensive effort
- Earned Class 3A All-State honors in his senior season

PERSONAL

- Full Name: Brett Blair Kendrick
- Born: April 12, 1995
- Son of Beth and Bryan Kendrick
- Majoring in Recreation and Sport Management



KYLER KERBYSON

OFFENSIVE LINE

77

R-SENIOR • 3L • 6-4 • 312

KNOXVILLE, TENN. • KNOXVILLE CATHOLIC H.S.

HONORS

- 2014 SEC Academic Honor Roll
- 2014 Hammer Strength All-American
- Awarded the Harvey Robinson Offensive Player Award at the 2014 Orange and White Game
- 2013 SEC Academic Honor Roll

2014 - R-JUNIOR

- Games/Starts: 13/13
- Started all 13 games at three different positions: right tackle (2), left tackle (10) and left guard (1)
- Started first two games at right tackle, the next five games at left tackle, the next at left guard before returning to left tackle at South Carolina (11/1)
- Drew start at left guard vs. #4 Alabama (10/25) in place of injured Marcus Jackson
- Played both left and right tackle at #3 Ole Miss (10/18)
- Drew first start at left tackle at #4/3 Oklahoma (9/13)
- First-career start in opener vs. Utah State (8/31)

2013 - R-SOPHOMORE

- Games/Starts: 12/0
- Played in 2013 as a backup right tackle
- Played in all 12 games in 2013 as a reserve lineman and as part of kick-block unit on special teams

2012 - R-FRESHMAN

- Games/Starts: 7/0
- Made college debut against Georgia State (9/8)

2011 - FRESHMAN

- Redshirt season, did not play in any games

HIGH SCHOOL

- Rivals: 3-star (No. 34 overall offensive tackle, No. 4 overall prospect in Tennessee)
- Scout: 4-star (No. 24 overall offensive tackle)
- ESPN: 3-star (No. 24 overall offensive tackle)
- Tennessee Mr. Football AAA Lineman of the Year in 2010
- Earned TSWA All-State honors
- Knoxville News Sentinel PrepXtra All-Knoxville Football League defensive player of the year and first team honors
- Member of The Tennessean's Dream Team
- Selected to Toyota East vs. West All-Star Classic
- Named to Mobile Press-Register's Southeast 120
- As a senior, allowed zero sacks in 252 pass attempts and graded out at 92 percent
- Also contributed 52 pancake blocks and helped offense average 29 points per game in 2010
- Led defense with 86 tackles and posted 27 tackles-for-loss, five sacks and three forced fumbles
- Collected 47 pancake blocks as a junior
- Coach at Knoxville Catholic High School: Scott Meadows

PERSONAL

- Full Name: Kyler Brian Kerbyson
- Born: July 7, 1993 in Garland, Texas
- Son of Keith Kerbyson and Dianna
- Majoring in Recreation and Sport Management



DARRIN KIRKLAND JR.

LINEBACKER

34

FRESHMAN • HS • 6-2 • 235

INDIANAPOLIS, IND. • LAWRENCE CENTRAL H.S.

HIGH SCHOOL

- Lettered at Lawrence Central High School in Indianapolis, Ind., for coach Jed Richman
- 247 Sports: 4-star (No. 4 inside linebacker, No. 2 prospect in Indiana)
- ESPN: 4-star (No. 7 inside linebacker, No. 1 prospect in Indiana)
- Rivals: 4-star (No. 7 inside linebacker, No. 1 prospect in Indiana)
- Scout: 4-star (No. 5 middle linebacker, No. 1 prospect in Midwest)
- Played in U.S. Army All-American Game in 2015
- Named MaxPreps All-American in 2014

- Participated in The Opening in 2014
- Named to Indianapolis Star Super Team as a senior
- Honored as all-state in Indiana in both 2013 and 2014
- First team all-conference as a junior and senior
- Had 367 tackles in his three-year prep career
- Piled up 121 tackles as a senior, including 13.5 tackles for loss along with three interceptions in 2014
- Had 108 tackles as a junior in 2013 and 138 as a sophomore in 2012
- Helped Bears to 2012 Indiana State Championship and perfect 14-0 record
- Played basketball in high school
- Earned Honor Roll every semester in high school

**PERSONAL**

- Full name: Darrin Keith Kirkland Jr.
- Born: Oct. 4, 1996 in Indianapolis, Ind.

- Son of Stephanie and Darrin Kirkland Sr.
- Brother of Derrick and Dean Kirkland

**LANDON KNOLL****RUNNING BACK****47**

FRESHMAN • HS • 6-3 • 210
NASHVILLE, TENN. • FATHER RYAN H.S.

HIGH SCHOOL

- Lettered at Father Ryan in Nashville, Tenn., for coach Bruce Lussier
- 247Sports: 2-star (No. 202 outside linebacker, No. 94 prospect in Tennessee)
- Earned three letters in football and served one season as captain
- Posted 96 tackles as a junior and 128 as a senior

PERSONAL

- Full Name: Landon Reed Knoll
- Son of Chris-Ann and Alex Knoll

**MICHAEL LACEY****WIDE RECEIVER****24**

FRESHMAN • HS • 5-8 • 165
NASHVILLE, TENN. • MONTGOMERY BELL ACADEMY

HIGH SCHOOL

- Lettered at Montgomery Bell Academy in Nashville, Tenn., for coach Marty Euverard
- 247Sports: 2-star
- A third-team All-Midstate selection, played defensive back, running back and returned kicks for the Big Red in 2014
- Tallied 1,075 all-purpose yards and 10 touchdowns while helping lead MBA to an 11-2 record and the school's first state title since 2007

- Defensively, posted 48.5 tackles (43 solo) while hauling in an interception and forcing a fumble in 2014
- Averaged more than 10 yards per carry as a situational runner for the Big Red, racking up 234 yards and four touchdowns. He also hauled in 13 receptions for 308 yards and three scores.

PERSONAL

- Full Name: Michael James Lacey
- Born: April 18, 1997 in Nashville, Tenn.
- Son of Mike and Leslie Lacey

**LATROY LEWIS****DEFENSIVE LINE****4**

R-JUNIOR • 2L • 6-4 • 257
AKRON, OHIO • ARCHBISHOP HOBAN H.S.

2014 - R-SOPHOMORE

- Games/Starts: 13/1
- Played in all 13 games, with one start, had eight tackles, with 5.0 TFLs, a sack, pass break-up and two quarterback hurries
- Had a pass break-up and a quarterback hurry in 2015 TaxS-layer Bowl win over Iowa (1/2)
- Drew first start of career at Vanderbilt (11/29)
- Two tackles including a 2-yard TFL vs. Kentucky (11/15)
- Three tackles with a 12-yard TFL vs. Chattanooga (10/11)
- TFL for four yards and forced a fumble at #12/13 Georgia (9/27)
- One stop for a loss vs. Arkansas State (9/6)
- First-career sack for five yards in opener vs. Utah State (8/31)

2013 - R-FRESHMAN

- Games/Starts: 6/0
- Backup defensive end, played in six games; making four tackles
- Made college debut vs. Austin Peay (8/31) and racked up three tackles including a TFL

2012 - FRESHMAN

- Redshirt season, did not play as a freshman

HIGH SCHOOL

- 247Sports: 3-star (No. 36 overall defensive end, No. 22 prospect in Ohio)
- ESPN: 4-star (No. 30 overall defensive end, No. 14 prospect in Ohio)

- Rivals: 3-star (No. 27 overall defensive end, No. 27 prospect in Ohio)
- Scout: 3-star (No. 57 overall defensive end)
- Named to the Butkus Award watch list prior to his senior campaign at Archbishop Hoban High School, but suffered a broken bone in his foot during the second game which forced him to miss the remainder of the season
- As a junior in 2010, earned Associated Press Second Team All-Ohio and First Team All-Akron accolades after recording 96 tackles and nine sacks
- Compiled 70 tackles, eight tackles for loss, 13 sacks and one interception as a sophomore
- Also played on the Knights' basketball team
- Coach at Archbishop Hoban: Ralph Orsini

PERSONAL

- Full Name: LaTroy Rayshawn Lewis
- Born November 9, 1993
- Son of La Tonya Lewis-Bector
- Majoring in Kinesiology

CAREER STATISTICS


Defense	GP/GS	UT	AT	TT	Sack	TFL	FF	PBU	QB	Int	High Tk
2013	6/0	3	1	4	0-0	1-1	0	0	0	0-0	3-APSU
2014	13/1	6	2	8	1-5	5-24	1	1	2	0-0	3-UTC
Totals	19/1	9	3	12	1-5	6-25	1	1	2	0-0	3-2x

CAREER HIGHS

Tackles	3 vs. Austin Peay, 8/31/13 & vs. Chattanooga, 10/11/14
Tackle For Loss	1 six times, last vs. Kentucky, 11/15/14
Sack	1 vs. Utah State, 8/31/14

CAREER GAME-BY-GAME

2013	Opp.	U-A-T, Other	2014	Opp.	U-A-T, Other
Austin Peay	3-0-3		Utah State	1-0-1, 1-5 sk, 1-5 tfl, qh	
W. Kentucky	0-0-0		Ark. State	1-0-1, 1-1 tfl	
at Oregon	0-1-1		at Oklahoma	0-0-0	
at Florida	0-0-0		at Georgia	1-0-1, 1-4 tfl, ff	
So. Alabama	0-0-0		Florida	0-0-0	
Georgia	DNP		Chattanooga	2-1-3, 1-12 tfl	
So. Carolina	DNP		at Ole Miss	0-0-0	
at Alabama	DNP		Alabama	0-0-0	
at Missouri	DNP		at So. Carolina	0-0-0	
Auburn	DNP		Kentucky	1-1-2, 1-2 tfl	
Vanderbilt	DNP		Missouri	0-0-0	
at Kentucky	0-0-0		at Vanderbilt	0-0-0	
			vs. Iowa	0-0-0, qb, pbu	



RILEY LOVINGOOD

LONG SNAPPER

46

FRESHMAN • HS • 6-0 • 246
HENDERSONVILLE, TENN. • BEECH SENIOR H.S.


HIGH SCHOOL

- Lettered at Beech Senior High School in Hendersonville, Tenn., for coach Anthony Crabtree
- 247 Sports: 2-star (No. 4 long snapper, No. 77 prospect in Tennessee)
- ESPN: 2-star (No. 4 long snapper, No. 44 prospect in Tennessee)
- Rivals: 2-star
- Scout: 2-star
- Served as long snapper in Beech's 2012 Tennessee State Championship
- Invited to the 2014 Rubio Long Snapping Top 12 Camp in Los Angeles
- Attended the 2013 11th Annual National Kicking and Snapping Event in Las Vegas

- Named co-MVP at the June 2013 Tennessee Special Teams Camp
- High school teammate with Vols running back Jalen Hurd

PERSONAL

- Full Name: Riley Jones Lovingood
- Born: Oct. 25, 1996
- Son of Rachel and Jeff Lovingood
- Father Jeff served as Vols' chaplain under Phillip Fulmer
- Brother of Trevor Lovingood and uncle Jeff, who served as student managers for the Vols



DaJOUR MADDOX

LINEBACKER

48

FRESHMAN • HS • 5-8 • 165
STONE MOUNTAIN, GA. • DRUID HILLS H.S.

HIGH SCHOOL

- Lettered at Druid Hills High School in Stone Mountain, Ga., for coach Mark Adams
- At Druid Hills, recorded 130 tackles and 15 sacks. On offense, recorded 430 receiving yards and six touchdowns

PERSONAL

- Full Name: Dajour Terrell Maddox
- Son of April and Willie Maddox
- Majoring in Architecture



CURT MAGGITT

DEFENSIVE LINE/LINEBACKER

56

R-SENIOR • 3L • 6-3 • 251

WEST PALM BEACH, FLA. • DWYER H.S.

HONORS

- 2015 Athlon Sports Preseason SEC All-Conference Second Team Defense
- 2015 Sporting News Tennessee Difference-Maker
- 2015 Phil Steele Preseason Second Team All-SEC
- 2015 Phil Steele Preseason Third Team All-American
- 2015 Lindy's Sports No. 8 Top Defensive Ends
- 2015 Lindy's Sports Preseason Second Team All-SEC
- 2015 Athlon Sports Preseason Second Team All-SEC
- 2014 All-SEC Associated Press Second Team
- 2014 Phil Steele All-SEC Third Team
- 2014 AI Wilson Leadership Award
- 2013 SEC Honor Roll
- 2013 Lindy's Preseason Third Team All-SEC
- 2013 Phil Steele Preseason Fourth Team All-SEC
- 2011 Third-Team Freshman All-American by Phil Steele
- 2011 SEC All-Freshman Team selection by Coaches
- SEC Freshman of the Week (Nov. 20, 2011)

2014 - R-JUNIOR

- Games/Starts: 13/10
- Returned to action in 2014 after a redshirt season in 2013 following recovering from off-season surgeries
- Played in all 13 games with 10 starts in 2014, making 48 tackles with team-best 11.0 sacks and 15.0 tackles for loss (second on team to Barnett)
- Third in SEC in sacks (11.0) and tied for fifth in TFLs (15.0)
- Tied for 12th in the nation with 11.0 sacks
- Combined with Derek Barnett for 21 total sacks, third-most of any duo in the nation
- Had eight sacks in last six games with 2.0 sacks in three of last five games
- Finished season with five tackles including TFL in 2015 TaxSlayer Bowl win over Iowa (1/2), also had two quarterback hurries
- Two sacks as part of five tackles at Vanderbilt (11/29)
- Posted four tackles including a 7-yard sack vs. #19 Missouri (11/22)
- Second game in a row with two sacks, vs. Kentucky (11/15)
- Two sacks as part of six sacks at South Carolina (11/1)
- Three stops including a sack vs. #4 Alabama (10/25)
- Four tackles at #3 Ole Miss (10/18)
- Posted 1.5 TFLs including a sack for seven yards as part of three tackles vs. Florida (10/4)
- Two sacks and 2.5 TFLs as part of five tackles at #12/13 Georgia (9/27) along with a forced fumble; notched 100th career tackle
- Four tackles at #4/3 Oklahoma (9/13)
- First start of season, made four tackles vs. Arkansas State (9/6)
- Had 659 days between games when he played in 2014 opener vs. Utah State (8/31)

2013 - JUNIOR

- Redshirt season as he recovered from various ailments

2012 - SOPHOMORE

- Games/Starts: 9/9
- Second year as starter at linebacker
- 30 tackles with two sacks and team-high tying 5.0 TFLs
- Second consecutive five-tackle game, including 1.5 TFLs, a career-best three quarterback hurries and break-up vs. Missouri (11/10)
- Best game of season since opener vs. NC State with five tackles vs. Troy (11/3) including a TFL
- Posted a 13-yard sack at #17 South Carolina (10/27)
- Three stops vs. #1 Alabama (10/20)
- Three tackles and a forced fumble at #5 Georgia (9/29)
- Back in action vs. #18 Florida (9/15) with five tackles
- Sat out Georgia State (9/8) with toe injury
- Credited with 18-yard sack and forced fumble that resulted in safety vs. NC State (8/31). Made five tackles in 2012 opener

2011 - FRESHMAN

- Games/Starts: 11/8
- Third-Team Freshman All-American by Phil Steele
- SEC All-Freshman Team selection
- Played 11 of 12 games, started eight games at SLB as a true freshman, finished tied for third on team with 56 tackles
- Had 5.5 TFLs for 19 yards (fourth-most TFLs on team), two quarterback hurries and a forced fumble
- With 56 tackles, recorded fourth-most for a true freshman in UT history ahead of Reggie White (51 in 1980)
- Ranked second among all SEC freshmen with 5.1 tackles/game behind teammate A.J. Johnson
- Fourth time with career-best seven tackles, came in finale at Kentucky (11/26)
- SEC Freshman of the Week (Nov. 20, 2011)
- Notched seven tackles (tying his career-high for the third time in 2011) including 2.5 TFLs vs. Vanderbilt (11/19)
- Tied for team lead with six tackles including a TFL along with a forced fumble at #8 Arkansas (11/12)
- Returned to action vs. MTSU (11/5) with two tackles
- Career-high seven tackles vs. #1 LSU (10/15)
- Racked up six tackles at #2 Alabama (10/22)
- Led team in tackles with seven vs. Buffalo (10/1)
- Racked up six tackles including 0.5 TFL at #16 Florida (9/17)
- Three tackles vs. Cincinnati (9/10) with half-sack for six yards
- In college debut made three tackles vs. Montana (9/3)
- Believed to be first true freshman, along with A.J. Johnson, to start at linebacker for UT

HIGH SCHOOL

- Played at Dwyer High School in Palm Beach Gardens, Fla. for coach Jack Daniels
- Rivals: 4-star (No. 198 overall prospect nationally, No. 12 overall outside linebacker, No. 31 overall prospect in Florida)
- Scout: 4-star (No. 19 overall outside linebacker)
- ESPN: 4-star (No. 63 overall prospect nationally, No. 3 overall outside linebacker)
- ESPN: 150 Team
- Rivals250 Team

PLAYERS

- MaxPreps.com 2010 U.S. Air Force All-America squad
- Earned First Team All-America honors via MaxPreps.com for senior year efforts
- Named the Sun Sentinel's 2010 Palm Beach County Defensive Player of the Year
- Also garnered Defensive Player of the Year and All-Area honors from the Palm Beach Post
- As a junior, earned First Team All-State honors in Class 4A
- Named First Team All-County by Sun Sentinel
- Selected to First Team All-Area by Palm Beach Post
- Named to the 2010 Press-Register Southeast 120 and ranked 70th
- 65 solo tackles, nine tackles for loss, 28 quarterback pressures, 17 sacks and two forced fumbles as a senior in 2010
- Offensively, posted 12 receptions for 109 yards and a pair of touchdowns
- As a junior, notched 38 tackles, 14 quarterback pressures, six tackles for loss, 11 sacks and three forced fumbles
- Totaled eight receptions for 62 yards and a score on offense
- Part of a defense that held opponents to less than a touchdown a game on a team that went 12-2 his senior year

PERSONAL

- Full Name: Curtis Devontea Maggitt
- Last name pronounced: muh-JIT
- Born: February 4, 1993
- Son of Roosevelt Maggitt, Sr. and Marilyn Bivins
- Brother, Roosevelt, played defensive end at Iowa State
- Majoring in Communication Studies

MAGGITT ON THE CHARTS

Sacks - Season

1.	15.0	Reggie White	1983
2.	13.5	Jonathan Brown	1997
3.	12.0	John Henderson	2000
4.	11.0	Curt Maggitt	2014
	11.0	Leonard Little	1995
	11.0	Todd Kelly	1992
7.	10.0	Derek Barnett	2014
	10.0	Ronnie McCartney	1975



JOSH MALONE

WIDE RECEIVER

3

SOPHOMORE • 1L • 6-3 • 204

GALLATIN, TENN. • STATION CAMP H.S.

2014 - FRESHMAN

- Games/Starts: 13/6
- Played in all 13 games, with six starts, making 23 catches for 231 yards with one touchdown
- Caught one pass for four yards in 2015 TaxSlayer Bowl win over Iowa (1/2)
- First career touchdown on 9-yard reception vs. #4 Alabama (10/25) on Joshua Dobbs' first TD pass of season
- Five catches for 75 yards at #3 Ole Miss (10/18)
- Four catches for 28 yards vs. Florida (10/4)
- First start came at #12/13 Georgia (9/27) and made five catches for 43 yards
- Two catches for 23 yards at #4/3 Oklahoma (9/13)
- Snagged one catch for 14 yards vs. Arkansas State (9/6)
- One of 21 true freshmen to debut vs. Utah State (8/31), making two catches for 26 yards

CAREER STATISTICS

Defense	GP/GS	UT	AT	TT	Sack	TFL	FF	FR	QH	Int	High Tk
2011	11/8	29	27	56	0.5-6	5.5-19	1	0	2	0-0	7-4x
2012	9/9	16	14	30	2-31	5-37	2	0	3	0-0	5-3x
2014	12/9	30	13	43	11-56	14-67	1	0	3	0-0	6-SC
Totals	32/26	75	54	129	13.5-93	24.5-123	4	0	10	0-0	7-4x

CAREER HIGHS

Tackles	7, four times, last at Kentucky, 11/26/11
Tackles For Loss	2.5 vs. Vanderbilt, 11/19/11 & at Georgia, 9/27/14
Sacks	2 four times, last at Vanderbilt, 11/29/14
Quarterback Hurries	3 vs. Missouri, 11/10/12

CAREER GAME-BY-GAME

2011	Opp.	U-A-T, Other	2012	Opp.	U-A-T, Other
Montana	3-0-3		vs. NC State	4-1-5, 1-18 sk, 1-18 tfl, ff	
Cincinnati	0-3-3, 0.5-6 sk, 0.5-6 tfl	Ga. State	DNP-INJ		
at Florida	3-3-6, 0.5-2 tfl, qh	Florida	4-1-5		
Buffalo	5-2-7, 0.5-0 tfl	Akron	1-0-1, qh		
Georgia	0-2-2	at Georgia	1-2-3, ff		
LSU	6-1-7	at Miss State	0-2-2, 0.5-1 tfl		
at Alabama	3-3-6, 0.5-2 tfl	Alabama	2-1-3		
South Carolina	DNP-INJ	at So. Carolina	1-0-1, 1-13 sk		
MTSU	1-1-2	Troy	2-3-5, 1-3 tfl		
at Arkansas	2-4-6, 1-3 tfl, ff	Missouri	1-4-5, 1.5-2 tfl, 3 qh, pd		
Vanderbilt	2-5-7, 2.5-6 tfl	at Vanderbilt	DNP-INJ		
at Kentucky	4-3-7	Kentucky	DNP-INJ		

2014	Opp.	U-A-T, Other	2014	Opp.	U-A-T, Other
Utah State	2-0-2, 1-4 tfl	Alabama	3-0-3, 1-6 sk, 1-6 tfl		
Ark. State	2-2-4, qh	at So. Carolina	3-3-6, 2-12 sk, 2-12 tfl		
at Oklahoma	2-2-4	Kentucky	2-0-2, 2-10 sk, 2-10 tfl		
at Georgia	3-2-5, 2-4 sk, 2.5-5 tfl, ff	Missouri	3-1-4, 1-7 sk, 1-7 tfl		
Florida	2-1-3, 1-7 sk, 1-5-8 tfl	at Vanderbilt	3-2-5, 2-10 sk, 2-10 tfl, qh		
Chattanooga	1-0-1, 1-5 tfl	vs. Iowa	4-1-5, 2 qh, 1-1 tfl		
at Ole Miss	4-0-4, qh				

HIGH SCHOOL

- Lettered at Station Camp High School in Gallatin, Tennessee for coach Shaun Hollinsworth
- Rivals: 5-star (No. 20 national prospect, No. 2 wide receiver, No. 2 prospect in Tennessee)
- 247Sports: 4-star (No. 46 national prospect, No. 5 wide receiver, No. 2 prospect in Tennessee)
- ESPN: 4-star (No. 48 national prospect, No. 6 wide receiver, No. 1 prospect in Tennessee)
- Scout: 4-star (No. 10 wide receiver)
- Played in 2014 U.S. Army All-American Game
- Participated in "The Opening" 2013, showcasing the nation's elite prospects
- Named Tennessee Mr. Football in 2013
- Earned First Team All-State honors from Tennessee Sports Writers Association as a senior
- Member of The Tennessean Dandy Dozen



- Scored 31 touchdowns as a senior in 2013, scoring TDs four different ways (receiving, rushing, kickoff return and interception return)
- Piled up 71 receptions for 1,404 yards and 19 receiving touchdowns as a senior
- Ran for 246 yards on 22 carries and five touchdowns as a senior
- Also averaged 26 yards per kickoff return including a pair of returns for touchdowns in 2013
- Helped Bison to 9-3 record and playoff berth as a senior in 2013

PERSONAL

- Full Name: Joshua Khiry Malone
- Born: March 21, 1996
- Son of Rebecca and Cordell Malone
- Majoring in Finance
- Cousin of former Vols defensive back and 1998 National Champion Mikki Allen



JUSTIN MARTIN

DEFENSIVE BACK

8

SOPHOMORE • JC • 6-2 • 173


ANTIOCH, TENN. • OVERTON H.S./NORTHEAST OKLAHOMA A&M

CAREER HONORS

- 2015 Sporting News Top JUCO Players Moving On
- 2015 Athlon Sports No. 11 Top JUCO Transfers

AT NORTHEAST OKLAHOMA A&M

- Played in nine games at Northeast Oklahoma A&M College in Miami, Oklahoma for coach Ryan Held
- 247 Sports: 4-star (No. 7 overall JUCO prospect, No. 1 JUCO cornerback, No. 1 JUCO prospect in Tennessee)
- ESPN: 4-star (No. 32 overall JUCO prospect, No. 4 JUCO cornerback)
- Rivals: 4-star
- Scout: 4-star
- Made 24 tackles and had three pass break-ups
- Returned nine kickoffs for 292 yards (32.4 yards per return)



WILL MARTINEZ

WIDE RECEIVER

--

SOPHOMORE • HS • 5-10 • 175

KNOXVILLE, TENN. • KNOXVILLE CATHOLIC H.S.

HIGH SCHOOL

- Lettered at Knoxville Catholic High School for coach Steve Matthews
- Standout football and baseball player at Knoxville Catholic High School in Knoxville
- Honored as first-team All-State, All-Region, All-Area as a senior
- All-purpose player seeing action as a wide receiver, defensive back, returner, punter and holder

CAREER STATISTICS

Receiving	GP/GS	No	Yds	Avg	Per/G	TD	Long	High Yd
2014	13/6	23	231	10.0	17.8	1	20-Miss	75-Miss

CAREER HIGHS

Receptions	5 at Georgia, 9/27/14 & at Ole Miss, 10/18/14
Receiving Yards	75 at Ole Miss, 10/18/14
Touchdowns	1 vs. Alabama, 10/25/14

CAREER GAME-BY-GAME

2014 Opp.	Rec-Yards-TD, Lg	2014 Opp.	Rec-Yards-TD, Lg
Utah State	2-26-0, 15	Alabama	1-9-1, 9
Ark. State	1-14-0, 14	at S.Carolina	0-0-0
at Oklahoma	2-23-0, 14	Kentucky	2-9-0, 7
at Georgia	5-43-0, 16	Missouri	0-0-0
Florida	4-28-0, 17	at Vanderbilt	0-0-0
Chattanooga	0-0-0	vs. Iowa	1-4-0
at Ole Miss	5-75-0, 20		


HIGH SCHOOL

- Lettered at John Overton High School in Nashville, Tenn., for coach Terry Anderson
- Named to 2013 Tennessee All-Midstate first-team
- Helped Overton to a 2013 undefeated regular season and 11-1 overall record
- Rushed for 1,887 yards and 26 touchdowns in his senior season of 2013

PERSONAL

- Full Name: Justin Xavier Martin
- Born: Nov. 6, 1995
- Son of Deanna Martin

- As a senior in 2013, had 36 catches for 519 yards with five touchdowns
- Had five interceptions and 34 tackles on defense
- Racked up 1,151 punt return yards



CORTEZ McDOWELL

DEFENSIVE BACK

20

SOPHOMORE • 1L • 6-1 • 215

LOCUST GROVE, GA. • LOCUST GROVE H.S.

2014 - FRESHMAN

- Games/Starts: 13/0
- Played in all 13 games on special teams and as a reserve WILL linebacker, making 19 tackles
- Led team with 14 special teams tackles
- Three stops in win over Kentucky (11/15)
- Three tackles vs. Chattanooga (10/11), seeing most time at linebacker
- Four tackles in homecoming at Georgia (9/27)
- First tackle came vs. Arkansas State (9/6)

- On offense, had 43 catches for 516 yards with seven receiving touchdowns as a senior
- Also ran for 251 yards in high school, scoring three rushing touchdowns

PERSONAL

- Full Name: Cortez D'Angelo McDowell
- Born: April 11, 1996
- Son of Deborah McDowell
- Majoring in Sociology

HIGH SCHOOL

- Lettered at Locust Grove High School in Locust Grove, Ga., for head coach Clint Satterfield
- 247 Sports: 4-star (No. 12 safety, No. 13 prospect in Ga.)
- ESPN: 4-star (No. 11 safety, No. 14 prospect in Ga.)
- Rivals: 4-star (No. 30 safety, No. 26 prospect in Ga.)
- Scout: 4-star (No. 19 safety)
- Played in 2013 Offense-Defense All-American Bowl in Orlando
- Rated No. 1 safety in Georgia
- Georgia Class 4A All-State Defensive Back in 2013 by the Atlanta Journal Constitution
- Georgia Class 4A All-State Defensive Back in 2013 by the Associated Press
- Georgia Sportswriters All-State First Team defensive back as a senior
- Named Atlanta Journal Constitution All-Metro in 2013
- Compiled 92 total tackles including 48 solo tackles in his senior campaign
- Made 56 total tackles, 42 of which were solo tackles in junior season
- Intercepted five passes and forced four fumbles in his prep career

CAREER STATISTICS

Defense	GP	GS	UT	AT	TT	Sack	TFL	FF	FR	PD	Int	High Tk
2014	13	0	10	9	19	0-0	0-0	0	1	0	0-0	4-Uga

CAREER HIGHS

Tackles	4 vs. Georgia, 9/27/14
Fumble Recovery	1 vs. Chattanooga, 10/4/14

CAREER GAME-BY-GAME

2013	Opp.	U-A-T, Other	2014	Opp.	U-A-T, Other
Utah State	0-0-0		Alabama	1-0-1	
Ark. State	1-0-1		at So. Carolina	1-1-2	
at Oklahoma	0-0-0		Kentucky	1-2-3	
at Georgia	2-2-4		Missouri	1-0-1	
Florida	0-0-0		at Vanderbilt	2-0-2	
Chattanooga	0-3-3, fr		vs. Iowa	0-1-1	
at Ole Miss	1-0-1				



KAHLIL MCKENZIE

DEFENSIVE LINE

1

FRESHMAN • HS • 6-3 • 327

WALNUT CREEK, CALIF. • CLAYTON VALLEY CHARTER SCHOOL

CAREER HONORS

- 2015 Lindy's Sports No. 4 Impact True Freshman

AT CLAYTON VALLEY CHARTER SCHOOL

- Did not play as a senior while attending Clayton Valley Charter School in Concord, Calif., in 2014
- 247 Sports: 5-star (No. 3 overall prospect, No. 2 defensive tackle, No. 1 prospect in California)
- ESPN: 4-star (No. 26 overall prospect, No. 5 defensive tackle, No. 4 prospect in California)
- Rivals: 5-star (No. 6 overall prospect, No. 1 defensive tackle, No. 3 prospect in California)

- Scout: 5-star (No. 1 overall prospect, No. 1 defensive tackle, No. 1 defensive tackle in California)
- Played in 2015 U.S. Army All-American Game
- Attended The Opening in 2015, where he was named the Defensive Line MVP
- Member of ESPN 300

AT DE LA SALLE HIGH SCHOOL

- Played at De La Salle High School in Concord, Calif., for coach Justin Alumbaugh in 2013
- Earned 2013 second-team All-American honors
- Registered 74 tackles and a team-high 12 sacks for 62



yards in his junior season

- Helped the team reach the 2013 CIF Open Division state title game with a 14-1 record
- Also participated in track and won the 2013 North Coast Section Meet of Champions shot put title

AT SOUTHWEST (WISC.) HIGH SCHOOL

- Played at Southwest High School in Green Bay, Wisc., for former Packers star Bryce Paup in 2012
- Helped Fighting Trojans to a perfect regular season and a 10-1 overall record



LADARRELL McNEIL

DEFENSIVE BACK

33

SENIOR • 3L • 6-1 • 215

DALLAS, TEXAS • WILMER-HUTCHINS H.S.

HONORS

- 2015 Phil Steele Preseason Third Team All-SEC
- 2012 Freshman All-SEC Team

2014 - JUNIOR

- Games/Starts: 13/12
- Has started 31 of last 32 games (including 22 in a row) in the secondary
- Played in all 13 games, starting 12 in 2014, making 76 tackles, fourth on the team in tackles
- Had two interceptions and 1.5 TFLs
- Posted seven tackles including a TFL and had an interception in 2015 TaxSlayer Bowl win over Iowa (1/2)
- Team-best seven tackles in win at Vanderbilt (11/29)
- Career-high 11 tackles vs. #19 Missouri (11/22), third career game with double-figure tackles
- Six tackles in win over Kentucky (11/15)
- Eight tackles at South Carolina (11/1)
- Seven stops and a forced fumble vs. #4 Alabama (10/25)
- Three tackles vs. Florida (10/4)
- Racked up nine tackles at #12/13 Georgia (9/27)
- Made seven tackles and had second interception of career at #4/3 Oklahoma (9/13)
- Racked up seven tackles and recovered a key fumble in win over Arkansas State (9/6)
- Started at strong safety in 2014 opener and made two tackles and had a pass breakup vs. Utah State (8/31)

2013 - SOPHOMORE

- Games/Starts: 12/12
- Starting strong safety in 2013 as a true sophomore
- Fourth on Vols with 54 tackles in 12 starts, also had an interception, fumble recovery and four passes defended
- Five tackles vs. Vanderbilt (11/23) in home finale
- Recovered second fumble of career along with seven tackles vs. #7 Auburn (11/9), including 100th career stop
- Four tackles at #10 Missouri (11/2)
- Racked up nine tackles at #1 Alabama (10/26)
- Four tackles in win over #11 South Carolina (10/19)
- First career interception vs. South Alabama (9/28)
- Seven tackles at #19 Florida (9/21)
- Third career game with double-figure tackles vs. WKU

PERSONAL

- Full Name: Reginald Kahlil McKenzie Jr.
- Born: Jan. 3, 1997
- Son of June and Reggie McKenzie
- Brother of Jalen, Jasmin and Mahkayla
- Father Reggie was a star linebacker at Tennessee from 1981-84 and in the NFL with the Los Angeles Raiders, Phoenix Cardinals and San Francisco 49ers from 1985-92
- Father Reggie currently serves as the general manager of the Oakland Raiders after working in the front office of the Green Bay Packers from 1994-2011
- Uncle Raleigh was an offensive lineman with the Vols from 1981-84 and played in the NFL with the Washington Redskins, Philadelphia Eagles, San Diego Chargers and Green Bay Packers from 1985-2000

(9/7), racking up 10 stops including a TFL

2012 - FRESHMAN

- Games/Starts: 11/7
- Started final seven games at strong safety, played in 11
- Was first UT true freshman to start a game in 2012, joined by Daniel Gray (vs. Troy)
- Finished fifth on team in tackles with 58
- Over final nine games, had 55 tackles (6.1 per game)
- Second career double-figure tackle game in finale vs. Kentucky (11/24), with 10 tackles
- Eight tackles and a forced fumble at Vanderbilt (11/17)
- Recovered a fumble and returned it 33 yards vs. Missouri (11/10) along with two tackles
- First career double-figure tackle game with 10 vs. Troy (11/3)
- Eight tackles at #17 South Carolina (10/27)
- Three tackles vs. #1 Alabama (10/20)
- True freshman drew first-career start at Mississippi State
- Eight tackles in first start at Mississippi State (10/13), became first Vols true freshman to begin in 2012
- Five tackles at #5 Georgia (9/29)
- Made one tackle in each of first three games played
- Made college debut against Georgia State (9/8/12)

HIGH SCHOOL

- Lettered at Wilmer-Hutchins High School in Dallas, Texas for coach Elzie Barnett
- 247sports: 4-star (No. 115 overall, No. 6 overall safety, No. 14 prospect in Texas)
- ESPN: 4-star (No. 12 overall safety, No. 28 prospect in Texas)
- Rivals: 4-star (No. 86 overall, No. 7 overall safety, No. 11 prospect in Texas)
- Scout: 4-star (No. 6 overall free safety)
- Parade All-American after senior year at Wilmer-Hutchins
- Member of Rivals100
- Played in U.S. Army Bowl in San Antonio
- Named to Dallas Morning News All-Area First Team
- Led Wilmer-Hutchins with 124 tackles as a senior
- Averaged 13.8 tackles per game
- Racked up seven games with at least 10 tackles and four games with 18 or more stops

- Notched a career-best 20 tackles vs. Molina in the 2011 Eagles season opener
- Had 11 passes defended including an interception, forced four fumbles
- Also ran for 66 yards, returned three kickoffs for 109 yards and two punt returns for 75 yards
- Attended A. Maceo Smith High School in Dallas, which closed following 2010-11 school year
- Named a Class 3A Second-Team selection as a junior
- Racked up 148 tackles including 75 solo stops in 2010
- Had 10 pass break-ups and three interceptions along with two sacks
- Made 89 tackles as a freshman in 2008 including eight tackles for loss
- Also had four pass break-ups and four sacks as a freshman

PERSONAL

- Full Name: LaDarrell Stephon McNeil
- Born on September 3, 1993
- Son of Annette Powers
- Majoring in Sociology

CAREER STATISTICS

Defense	GP/GS	UT	AT	TT	Sack	TFL	FF	FR	PBU	Int	High Tk
2012	11/7	33	25	58	0-0	0-0	0	1	1	0-0	10-2x
2013	12/12	35	19	54	0-0	1-5	0	1	3	1-16	10-WKU
2014	13/12	46	30	76	0-0	1.5-4	1	1	3	2-7	11-Miz
Totals	36/31	114	30	188	0-0	2.5-9	2	3	7	3-23	11-Miz

CAREER HIGHS

Tackles	11 vs. Missouri, 11/22/14
Interceptions	1 vs. South Alabama, 9/28/13 & at Oklahoma, 9/13/14
Forced Fumbles	1 at Vanderbilt, 11/17/12 & vs. Alabama, 10/25/14
Fumble Recovery	1 vs. Missouri, 11/10/12 & vs. Auburn, 11/9/13
10-Tackle Games	3 times, last 11 vs. Missouri, 11/22/14

CAREER GAME-BY-GAME

2012	Opp.	U-A-T, Other	2013	Opp.	U-A-T, Other
vs. NC State	DNP		Austin Peay	1-0-1	
Ga. State	1-0-1		W. Kentucky	5-5-10, 1-5 tfl, pd	
Florida	1-0-1		at Oregon	2-0-2, pd	
Akron	1-0-1		at Florida	5-2-7	
at Georgia	4-1-5		So. Alabama	1-0-1, 1-16 int	
at Miss State	1-7-8, pd		Georgia	1-1-2	
Alabama	2-1-3		So. Carolina	3-1-4	
at So.Carolina	6-2-8		at Alabama	5-4-9	
Troy	4-6-10		at Missouri	3-1-4	
Missouri	1-1-2, 1-33 fr		Auburn	4-3-7, fr	
at Vanderbilt	5-3-8, ff		Vanderbilt	4-1-5	
Kentucky	7-3-10		at Kentucky	1-1-2, pd	

2014	Opp.	U-A-T, Other	2014	Opp.	U-A-T, Other
Utah State	2-0-2, pd		Alabama	5-2-7, ff	
Ark. State	4-3-7, fr		at So. Carolina	1-7-8, qh	
at Oklahoma	5-2-7, 1-0 int		Kentucky	4-2-6	
at Georgia	4-5-9, 0.5-2 tfl, pbu		Missouri	8-3-11, pbu	
Florida	3-0-3		at Vanderbilt	6-1-7	
Chattanooga	1-1-2		vs. Iowa	3-4-7, 1-7 int	
at Ole Miss	0-0-0				



AARON MEDLEY

PLACEKICKER

25

SOPHOMORE • 1L • 6-2 • 181
LEWISBURG, TENN. • MARSHALL COUNTY H.S.

2014 - FRESHMAN

- 2014 Campus Insiders Honorable Mention Freshman All-American

2014 - FRESHMAN

- Games/Starts: 12/12
- Served as starting placekicker all season as a true freshman
- Second in the SEC in field goals made (20) and second in field goals made per game (1.54)
- Ranked tied for 14th in the NCAA in field goals made and 16th in field goals made per game
- His 20 field goals are tied for the fourth-most in a single-season in Tennessee history (with Fuad Reveiz in 1984)
- His 20 field goals made are the second-most by a true freshman in a season, behind Daniel Lincoln's 21 in 2007
- Kicked in all 13 games, making 42-of-43 PATs and 20-of-26 on field goals with long of 46 for 102 points
- Has made 19-of-20 field goals from inside 39 yards
- Kicked off in 11 games, 63 times for 60.1 average with 15 touchbacks
- Made six PATs and a 28-yard field goal in 2015 TaxSlayer Bowl win over Iowa (1/2), also kicked off eight times with two touchbacks
- Made 36-yard field goal and three PATs in win at Vanderbilt (11/29)

- Made field goals of 38 and 39 yards vs. #19 Missouri (11/22), also boomed two of four kickoffs for touchbacks
- Connected on 3-of-4 field goals (38, 21, 39 yards) and kicked off 10 times with three touchbacks in win over Kentucky (11/15)
- Made game-winning overtime field goal from 32 yards to lift Vols to 45-42 comeback win at South Carolina (11/1)
- Converted field goals of 27 and 24 yards vs. #4 Alabama (10/25)
- Boomed seven kickoffs vs. Chattanooga (10/11), also made a 25-yard field goal
- Scored all of UT's points vs. Florida (10/4), making three field goals of 36, 38, 39 yards
- Converted 46-yard field goal at #12/13 Georgia (9/27)
- Made a 31-yard field goal at Oklahoma (9/13)
- Converted field goals of 20 and 38 yards along with four extra points vs. Arkansas State (9/6)
- In college debut vs. Utah State (8/31), converted a 36-yard field goal and five extra points

HIGH SCHOOL

- Lettered at Marshall County High School in Lewisburg, Tenn. for head coach Aaron Pitts
- 247 Sports: 3-star (No. 4 kicker, No. 20 prospect in Tenn.)
- ESPN: 3-star (No. 1 kicker, No. 14 prospect in Tenn.)
- Rivals: 3-star (No. 4 kicker, No. 17 prospect in Tenn.)
- Scout: 3-star

- Played in the 2013 Under Armour All-American Game
- 2013 MaxPreps Preseason All American Team
- 2013 Tennessee Class AA Mr. Football Finalist
- 2013 District 12 AA Special Teams Player of the Year
- 2013 All-MidState First Team by the Tennessean
- 2013 Varsity All Super Region Punter
- Made a 65-yard field goal in 2013 Kohl's Kicking Southern Showcase
- As a senior, connected on three-of-six field goals, making 33-of-35 extra points; punted 33 times for a 37.2 average
- Also kicked off 52 times, reached endzone 46 times for touchbacks
- 2012 Varsity All Super Region Kicker
- 2012 All-MidState First Team by the Tennessean

- 2012 Kohl's Kicking All American Team First Team Class of 2014
- 2012 MaxPreps Medium Schools All-American Second Team
- Punted 44 times for 40.4 average as a junior; also made three field goals and 27-of-30 extra points

PERSONAL

- Full Name: Aaron W. Medley
- Born: August 8, 1995
- Son of Sheila and Richard Medley
- Wears #25 as a tribute to former Vols kicker and mentor James Wilhoit
- Majoring in Business Analytics

CAREER STATISTICS

Kicking GP/GS FG FGA Pct. PAT PTS 20-29 30-39 40-49 50+ LONG

2014 13/13 20 26 76.9 42-43 102 7-7 12-13 1-6 0-0 46-UGA

Kickoff GP/GS No Yds Avg OB TB

2014 13/11 63 3786 60.1 1 15

CAREER HIGHS

Field Goals Made 3 vs. Florida, 10/4/14 & vs. Kentucky, 11/15/14
Field Goals Attempted 4 vs. Kentucky, 11/15/14
Longest Field Goal 46 at Georgia, 9/27/14
Longest Attempt 48 vs. Kentucky, 11/15/14
Game-Winning Field Goal 32 at South Carolina, 11/1/14
PATs 6 vs. Chattanooga, 10/11/14 & at South Carolina, 11/1/14
Kickoffs 10 vs. Kentucky, 11/15/14

CAREER GAME-BY-GAME

2014 Opp. FGs, PATs, Pts

Kickoffs, TB

Utah State	1-2 (41miss, 36G), 5-5, 8 pts	7-407-58.1
Ark. State	2-3 (20G, 35miss, 38 G), 4-4, 10 pts	0-0
at Oklahoma	1-1 (31G), 1-1, 4 pts	0-0
at Georgia	1-1 (46G), 3-3, 6 pts	5-289-57.8
Florida	3-3 (36G, 38G, 39G), 0-0, 9pts	4-248-62.0
Chattanooga	1-2 (25G, 42miss), 6-6, 9 pts	8-520-65.0, 7 TB
at Ole Miss	1-1 (27G), 0-0, 3 pts	2-126-63.0
Alabama	2-2 (27G, 24G), 2-2, 8 pts	4-237-59.2
at So. Carolina	1-3 (43WL, 45WL, 32G), 6-6, 9 pts	6-330-55.0
Kentucky	3-4 (38G, 21G, 48WR, 39G), 5-6, 14 pts	10-618-61.8, 3 TB
Missouri	2-2 (38G, 39 G) 1-1, 7 pts	4-238-59.5, 2 TB
at Vanderbilt	1-1 (36G) 3-3, 6 pts	5-288-57.6, 1 TB
vs. Iowa	1-1 (28G) 6-6, 9 pts	8-486-60.6, 2 TB

MEDLEY ON THE CHARTS

Field Goals Made - Season

1.	27	Fuad Reveiz	1982
2.	24	Carlos Reveiz	1985
3.	21	Daniel Lincoln	2007
4.	20	Fuad Reveiz	1984
4.	20	Aaron Medley	2014
5.	19	Jeff Hall	1998
	19	Greg Burke	1990
8.	18	James Wilhoit	2006
	18	Alex Walls	2000

Field Goals Made By True Freshman

1.	21	Daniel Lincoln	2007
2.	20	Aaron Medley	2014

Field Goals Attempted By True Freshman

1.	29	Daniel Lincoln	2007
2.	26	Aaron Medley	2014
3.	25	James Wilhoit	2003
	25	Jeff Hall	1998



DARRELL MILLER

DEFENSIVE BACK

24

FRESHMAN • HS • 5-10 • 170

CEDAR HILL, TEXAS • CEDAR HILL H.S.

HIGH SCHOOL

- Lettered at Cedar Hill High School in Cedar Hill, Texas for coach Joey McGuire
- 247 Sports: 3-star (No. 69 cornerback, No. 94 prospect in Texas)
- ESPN: 3-star (No. 38 cornerback, No. 90 prospect in Texas)
- Rivals: 3-star (No. 53 cornerback, No. 93 prospect in Texas)
- Scout: 3-star (No. 69 cornerback, No. 8 cornerback in Texas)
- Captured back-to-back Texas State crowns, winning in both 2013 and 2014

- Posted eight tackles and had two interceptions as a senior in 2014
- Member of 2014 Texas State Championship team in Conference 6A with a 14-2 record
- Longhorns captured 2013 Texas State title with a 14-2 record
- Made 39 tackles and had five pass break-ups as a junior in 2013

PERSONAL

- Full Name: Darrell Glen Miller Jr.
- Born: Nov. 21, 1996
- Son of Darrell Miller Sr.



DIMARYA MIXON

DEFENSIVE LINE

40

SOPHOMORE • 1L • 6-3 • 282

COMPTON, CALIF. • WEST MESQUITE H.S. (TEXAS)

2014 - FRESHMAN

- Games/Starts: 12/0
- Backup defensive tackle to senior Jordan Williams
- Played in 12 games, making four tackles
- Three stops vs. Arkansas State (9/6)
- One of 21 true freshmen to debut vs. Utah State (8/31), had a quarterback hurry

HIGH SCHOOL

- Played at West Mesquite High School in Mesquite, Texas for coach Mike Overton, a former Vols lineman
- 247Sports: 3-star (No. 43 defensive tackle, No. 69 prospect in Texas)
- Scout: 3-star
- Graduated in 2012 and originally signed with Nebraska in 2013
- First Team All-District as a senior in 2012
- As a senior, made 48 tackles, including 12 tackles for a loss and two sacks
- Also had 11 quarterback hurries to help team to an 8-3 record and Class 4A state playoffs
- In 2011, as a junior, had 35 tackles with three tackles for a loss and a fumble recovery along with 11 quarterback pressures

PERSONAL

- Full Name: Dimarya Artiel Derrell Mixon
- Named pronounced: duh-mar-EE-ay
- Born: March 10, 1995
- Son of Tasha Mixon
- Majoring in Communication Studies

CAREER STATISTICS

Defense	GP/GS	UT	AT	TT	Sack	TFL	FF	FR	QH	Int	High Tk
2014	12/0	4	0	4	0-0	0-0	0	0	2	0-0	3-ASU

CAREER HIGHS

Tackles 3 vs. Arkansas State, 9/6/14

CAREER GAME-BY-GAME

2014	Opp.	U-A-T, Other	2014	Opp.	U-A-T, Other
Utah State	0-0-0		Alabama	0-0-0	
Ark. State	3-0-3		at So. Carolina	0-0-0	
at Oklahoma	0-0-0		Kentucky	0-0-0	
at Georgia	0-0-0		Missouri	0-0-0	
Florida	0-0-0		at Vanderbilt	DNP	
Chattanooga	1-0-1		vs. Iowa	0-0-0, qbh	
at Ole Miss	0-0-0				



EMMANUEL MOSELEY

DEFENSIVE BACK

12

SOPHOMORE • 1L • 5-11 • 178

GREENSBORO, N.C. • DUDLEY H.S.

2014 - FRESHMAN

- Games/Starts: 13/2
- Backing up Cameron Sutton at cornerback, played in all 13 games in 2014
- Had 18 tackles with 2.0 TFLs and six pass break-ups (second on team)
- One of first four Vols to have black stripes removed in '14 (Derek Barnett, Jalen Hurd, Ethan Wolf) on Aug. 10
- Added 33 pounds since arriving at Tennessee in January at 145 pounds and is up to 178 to start 2014
- Second start came vs. #19 Missouri (11/22), and made three tackles
- Drew first start vs. Kentucky (11/15) and had two key pass break-ups along with a tackle
- Three tackles vs. #4 Alabama (10/25)
- Two stops at #3 Ole Miss (10/18) and a pass break-up
- Two tackles, both for TFLs vs. Florida (10/4)
- One of 21 true freshmen to debut vs. Utah State (8/31), made one tackle

HIGH SCHOOL

- Lettered at Dudley High School in Greensboro, N.C., for coach Stephen Davis
- 247Sports: 3-star (No. 61 cornerback, No. 29 prospect in North Carolina)
- ESPN: 3-star (No. 34 cornerback, No. 31 prospect in North Carolina)
- Rivals: 3-star
- Scout: 3-star (No. 87 cornerback)
- Played in 2014 Offense-Defense All-American Bowl
- Named Defensive MVP in 77th Shrine Game in December 2013
- Earned Associated Press All-State honors in North Carolina as an Athlete in 2013
- Helped Panthers to perfect 15-0 record in 2013 and the North Carolina Class 4-A Championship
- Named North Carolina State Championship Game Outstanding Offensive Player
- Earned Greensboro News & Record 2013 Player of the Year
- Metro 4-A Offensive Player of the Year in 2013

- Named Conference 9 Offensive Player of the Year as a senior
- Played on both sides of the ball, running spread option offense at quarterback and at cornerback
- Ran for 1,443 yards and threw for 1,370 yards through the air
- Accounted for 47 total touchdowns
- Made 28 tackles and had four interceptions on defense, aiding Panthers in allowing just 7.5 points per game on defense
- Also played basketball at Dudley

CAREER STATISTICS

Defense	GP	GS	UT	AT	TT	Sack	TFL	FF	FR	PD	Int	High Tk
2014	13	2	15	4	19	0-0	2-5	0	0	6	0-0	5-SC

CAREER HIGHS

Tackles	5 at South Carolina, 11/1/14
Tackles For Loss	2 vs. Florida, 10/4/14
Passes Defended	2 at So. Carolina, 11/1/14 & vs. UK, 11/15/14

PERSONAL

- Full Name: Emmanuel LaMurel Moseley
- Born: March 25, 1996
- Son of Latoya and Darrell Moseley
- Majoring in Arts and Sciences

CAREER GAME-BY-GAME

2014	Opp.	U-A-T, Other	2014	Opp.	U-A-T, Other
Utah State	1-0-1		Alabama	2-1-3	
Ark. State	0-0-0		at So. Carolina	3-2-5, 2 pbu	
at Oklahoma	0-0-0		Kentucky	1-0-1, 2 pbu	
at Georgia	0-0-0		Missouri	2-1-3	
Florida	2-0-2, 2-5 tfl		at Vanderbilt	0-0-0, pbu	
Chattanooga	1-0-1		vs. Iowa	1-0-1	
at Ole Miss	2-0-2, pbu				



CHARLES MOSLEY

DEFENSIVE LINE

78

R-FRESHMAN • RS • 6-5 • 370
BRIGHTON, TENN. • BRIGHTON H.S.

2014 - FRESHMAN

- Redshirt season after suffering preseason injury

HIGH SCHOOL

- Lettered at Brighton High School in Brighton, Tenn. for head coach Will Wolfe
- 247 Sports: 4-star (No. 27 defensive tackle, No. 7 prospect in Tenn.)
- ESPN: 3-star (No. 43 defensive tackle, No. 11 prospect in Tenn.)
- Rivals: 3-star (No. 21 defensive tackle, No. 11 prospect in Tenn.)
- Scout: 4-star (No. 27 defensive tackle)
- Selected to play in Offense-Defense All-American Bowl in Orlando

- Mr. Football Class AAA Finalist for lineman in 2013
- Invited to the Offense-Defense All-American Bowl
- 2013 Div. 6A All-State Selection
- Racked up 20 tackles for loss including eight sacks, also forced four fumbles and recovered two fumbles

PERSONAL

- Full Name: Charles Deangelo Mosley
- Born: August 26, 1996
- Son of Janey and Jeffrey Mosley
- Shaved "UT Vols" and a checkerboard into his hair to show his commitment to Tennessee
- Majoring in Communication Studies



MARQUEZ NORTH

WIDE RECEIVER

8

JUNIOR • 2L • 6-4 • 221
CHARLOTTE, N.C. • MALLARD CREEK H.S.

HONORS

- 2015 Athlon Sports Preseason SEC All Conference Third Team Offense
- 2015 Phil Steele Preseason Third Team All-SEC
- 2015 Athlon Sports Preseason Third Team All-SEC
- 2014 Preseason All-SEC Coaches First Team
- 2014 Preseason All-SEC Third Team
- 2014 Athlon Sports Preseason Third Team All-SEC
- 2014 Lindy's Sports Preseason Third Team All-SEC
- 2014 Phil Steele Preseason Third Team All-SEC
- 2013 247Sports Freshman All-American Second Team
- 2013 Athlon Sports Freshman All-American Third Team

- 2013 College Football News All-Freshman Honorable Mention
- 2013 Freshman All-SEC Coaches First Team
- 2013 Lindy's Recruiting No. 2 Wide Receiver
- 2013 Lindy's Recruiting No. 16 Incoming SEC Recruit
- ESPN SportsCenter No. 7 Play of the Day (Oct. 19, 2013)
- ESPN SportsCenter No. 3 Play of the Day and College Football No. 2 Play of the Day (Sept. 7, 2013)

2014 - SOPHOMORE

- Games/Starts: 10/10
- Underwent surgery for a torn labrum on Nov. 26

PLAYERS

- Recorded a catch in first 19 college games played dating to 2013
- Started first 10 games in 2014, fourth on team in catches (30), second in receiving yards (320) and tied for lead in receiving touchdowns (4)
- Did not suit up for game vs. #19 Missouri (11/22) due to injury and missed finale at Vanderbilt (11/29)
- Held without a catch for first time at South Carolina (11/1), as he battled injury
- Four receptions for 56 yards vs. #4 Alabama (10/25)
- Four catches for 26 yards vs. Florida (10/4) and vs. Chattanooga (10/11), also scoring a touchdown vs. Mocs
- Scored a late 6-yard touchdown as part of a three-catch, 15-yard day at #12/13 Georgia (9/27)
- Six catches for 67 yards at #4/3 Oklahoma (9/13)
- Hauled in two touchdown receptions for first time in his career on scoring catches of 10 and 14 yards as part of four catches for 68 yards
- Opened 2014 with four catches for 38 yards vs. Utah State (8/31)

2013 - FRESHMAN

- Games Played/Started: 11/1
- Starting receiver as a true freshman; second on team with 38 catches for team-best 496 yards with one TD
- His 38 catches are the second-most by a freshman in UT history (behind Kelley Washington 64 in 2001)
- His 496 receiving yards are the third-most by a freshman in UT history (behind Washington's 1,010 and Stanley Morgan's 511 in 1973)
- 11th among true freshmen in FBS in receiving yards with 496, second in the SEC
- 10th among true freshmen in FBS in catches with 38
- Became Vols first true freshman to start at wide receiver in a season opener since Marsalis Teague in 2009
- Athlon Sports SEC Freshman of the Week (Oct. 20)
- Sat out finale at Kentucky (11/30) with injury
- Made just one catch before being sidelined with an injury vs. Vanderbilt (11/23)
- Five catches for 58 yards vs. #7 Auburn (11/9)
- Career-high seven catches for 68 yards at #10 Missouri (11/2)
- Had four catches for 87 yards at #1 Alabama (10/26)
- First career 100-yard game with three catches for 102 yards vs. #11 South Carolina (10/19); first freshman since Justin Hunter in 2010 with 100-yard game; made SportsCenter Top 10 play with 39-yard one-handed grab
- Hauled in first career touchdown for 19 yards -- on full-extension, toe-dragging score in corner of end zone -- vs. #6 Georgia (10/5); had four catches for 47 yards
- Two catches for 20 yards vs. South Alabama (9/28)
- Four catches for 43 yards at #19 Florida (9/21)
- Three catches for nine yards at #2 Oregon (9/14)
- Made an acrobatic juggling circus catch vs. WKU (9/7) which was ESPN SportsCenter No. 3 Play of the Day and College Football No. 2 Play of the Day; finished with two catches for 27 yards
- Began college career with three catches for 33 yards vs. Austin Peay (8/31)

HIGH SCHOOL

- Coached by Mike Palmieri at Mallard Creek High School in Charlotte, N.C.
- Rivals: 4-star (No. 1 prospect in North Carolina)
- No. 2 wide receiver, No. 37 overall prospect in nation
- 247Composite: 4-star (No. 2 prospect in North Carolina, No. 11 wide receiver and No. 90 overall prospect in nation)

- ESPN: 4-star (No. 4 prospect in North Carolina, No. 16 wide receiver and ESPN-150 recruit)
- Scout: 4-star (No. 12 wide receiver)
- U.S. Army All-American Bowl selection
- I-Meck 4A Conference Player of the Year
- North Carolina AP All-State
- Picked as North Carolina's top football player by the Fayetteville (N.C.) Observer prior to his senior season
- Accumulated 410 rushing yards and three touchdowns on 18 attempts to go along with 36 catches for 922 yards and 10 touchdowns during his junior season at Mallard Creek High School
- In his senior season, tallied 682 rushing yards on 45 attempts for 18 touchdowns while notching 20 receptions for 322 yards and seven touchdowns
- Won the USA Track and Field Junior Olympics 110-meter hurdles at the age of 12

PERSONAL

- Full Name: Marquez Reginald North
- Born: April 21, 1995
- Son of Niya and Ramondo North
- Father Ramondo was a football player at North Carolina A&T State who went on to play in the NFL, NFL Europe and the CFL. He took part in the Super Bowl with the Tampa Bay Buccaneers in 2003
- Majoring in Political Science

CAREER STATISTICS

Receiving	GP/GS	No	Yds	Avg	Per/G	TD	Long	High Yd
2013	11/11	38	496	13.1	45.1	1	48-SC	102-SC
2014	10/10	30	320	10.7	32.0	4	24-2x	68-ASU
Totals	21/21	68	816	12.0	38.9	4	48-SC	102-SC

Rushing	GP/GS	No	Yds	Avg	Per/G	TD	Long	High Yd
2013	11/11	1	9	9.0	0.8	0	9-UF	9-UF

CAREER HIGHS

Receptions	7 at Missouri, 11/2/13
Receiving Yards	102 vs. South Carolina, 10/19/13
Touchdowns	2 vs. Arkansas State, 9/6/14

CAREER GAME-BY-GAME

2013	Opp.	Rec-Yards-TD, Lg	2014	Opp.	Rec-Yards-TD, Lg
Austin Peay	3-33-0, 23	Utah State	4-38-0, 19		
W. Kentucky	2-27-0, 20	Ark. State	4-68-2, 24		
at Oregon	3-9-0, 5	at Oklahoma	6-67-0, 23		
at Florida	4-43-0, 32	at Georgia	3-15-1, 6		
So. Alabama	2-20-0, 15	Florida	4-26-0, 13		
Georgia	4-47-1, 20	Chattanooga	4-26-1, 11		
So. Carolina	3-102-0, 48	at Ole Miss	1-24-0, 24		
at Alabama	4-87-0, 38	Alabama	4-56-0, 22		
at Missouri	7-68-0, 15	at S. Carolina	0-0-0		
Auburn	5-58-0, 30	Kentucky	0-0-0		
Vanderbilt	1-2-0, 2	Missouri	DND-INJ		
at Kentucky	DNP-INJ	at Vanderbilt	DNT-INJ		
		vs. Iowa	DNP-INJ		



DANNY O'BRIEN

DEFENSIVE LINE

95

R-JUNIOR • 2L • 6-2 • 286

FLINT, MICH. • POWERS CATHOLIC H.S.

2014 - R-SOPHOMORE

- Games/Starts: 13/12
- Played in 13 games, starting 12, making 23 tackles with 4.5 TFLs and a sack
- Had 15 tackles over last five games after eight tackles in first eight games
- Two tackles in 2015 TaxSlayer Bowl win over Iowa (1/2)
- Career-high five tackles including a TFL in win over Vanderbilt (11/29)
- Had a sack as part of 1.5 TFLs and three tackles vs. #19 Missouri (11/22)
- Three tackles in win at South Carolina (11/1)
- Four tackles with a TFL at #12/13 Georgia (9/27)
- First-career start for Vols vs. Utah State (8/31), made one tackle for a TFL

2013 - R-FRESHMAN

- Games/Starts: 12/0
- Backup nose tackle, made 12 tackles in 12 games
- Two tackles at #10 Missouri (11/2), vs. #7 Auburn (11/9) and vs. Vanderbilt (11/23)
- Three tackles including first career sack for four yards vs. #11 South Carolina (10/19)
- Made college debut vs. Austin Peay (8/31) and made first career tackle on a 3-yard TFL

2012 - FRESHMAN

- Redshirt season, did not play as a freshman

HIGH SCHOOL

- Played at Powers High School in Flint, Mich., for coach Jim Neuman
- 247sports: 4-star (No. 23 overall defensive tackle, No. 6 prospect in Michigan)
- ESPN: 3-star (No. 59 overall defensive tackle, No. 13 prospect in Michigan)
- Rivals: 4-star (No. 161 overall, No. 12 overall defensive tackle, No. 2 prospect in Michigan)
- Scout: 4-star (No. 18 overall defensive tackle)
- All-state defensive tackle as a senior at Powers
- Helped Luke M. Powers Catholic High School in Flint, Michigan to the 2011 Division 5 State Championship
- Made 48 tackles including six sacks as a senior with the Chargers
- Also scored three rushing touchdowns
- As a junior, racked up 63 tackles including seven TFLs
- Also recovered three fumbles in 2010

PERSONAL

- Full Name: Daniel Kelly O'Brien
- Born on October 13, 1993
- Son of Irma and Kelly O'Brien
- Majoring in Sociology

CAREER STATISTICS

Defense	GP/GS	UT	AT	TT	Sack	TFL	FF	FR	PD	Int	High Tk
2013	12/0	8	4	12	1-4	3-12	0	0	0	0-0	3-SC
2014	12/11	15	6	21	1-5	4.5-10	0	0	0	0-0	5-VU
Totals	24/11	23	10	33	2-9	7.5-22	0	0	0	0-0	5-VU

CAREER HIGHS

Tackles	5 at Vanderbilt, 11/29/14
Tackles For Loss	1.5 vs. Missouri, 11/22/14
Sacks	1 vs. South Carolina, 10/19/13 & vs. Missouri, 11/22/14

CAREER GAME-BY-GAME

2013 Opp.	U-A-T, Other	2014 Opp.	U-A-T, Other
Austin Peay	1-0-1, 1-3 tfl	Utah State	1-0-1, 1-1 tfl
W. Kentucky	1-0-1	Ark. State	0-1-1
at Oregon	0-0-0	at Oklahoma	0-0-0
at Florida	0-0-0	at Georgia	3-1-4, 0.5-0 tfl
So. Alabama	0-0-0	Florida	0-0-0
Georgia	1-0-1	Chattanooga	0-1-1, 0.5-1 tfl
So. Carolina	2-1-3, 1-4, sk, 1-4 tfl	at Ole Miss	1-0-1
at Alabama	0-0-0	Alabama	0-0-0
at Missouri	1-1-2	at So. Carolina	2-1-3
Auburn	1-1-2	Kentucky	2-0-2
Vanderbilt	1-1-2, 1-5 tfl	Missouri	2-1-3, 1-5 sk, 1.5-5 tfl
at Kentucky	0-0-0	at Vanderbilt	4-1-5, 1-3 tfl



KYLE OLIVER

TIGHT END

85

FRESHMAN • HS • 6-4 • 226
LAVERGNE, TENN. • OAKLAND H.S.

HIGH SCHOOL

- Lettered at Oakland High School in Murfreesboro, Tenn., for coach Thomas McDaniel
- 247 Sports: 3-star (No. 21 tight end, No. 19 prospect in Tennessee)
- ESPN: 3-star (No. 8 tight end, No. 13 prospect in Tennessee)
- Rivals: 3-star (No. 17 tight end, No. 14 prospect in Tennessee)
- Scout: 3-star (No. 29 tight end, No. 2 tight end in Tennessee)
- Played in 2015 Offense-Defense All-American Bowl in Orlando, Fla.
- Played in East-West Tennessee All-Star Classic in 2014
- In three-year prep career, had 102 receptions for 1,474 yards and five touchdowns

- As a senior in 2014, made 40 catches for 574 yards on offense, also had three sacks on defense
- Helped Patriots to a 14-2 record as a senior in 2014
- Made 31 catches for 505 yards with six touchdowns as a junior in 2013
- Helped Patriots to a 12-1 record in 2013
- In 2012, made 31 catches for 395 yards as a sophomore
- High school teammate with fellow Tennessee signee Jack Jones

PERSONAL

- Full Name: Kyle James Oliver
- Born: April 6, 1997
- Son of Hope and Kevin Oliver



VON PEARSON

WIDE RECEIVER

9

SENIOR • 1L • 6-3 • 183
NEWPORT NEWS, VA. • DENBIGH H.S. • FEATHER RIVER COLLEGE (CALIF.)

2014 - JUNIOR

- Games/Starts: 11/1
- Played in 11 games, starting eight games making 38 catches for 393 yards with team-high five receiving touchdowns
- Second on team in both catches and receiving yards
- Career-high seven catches for career-best 75 yards in 2015 TaxSlayer Bowl win over Iowa (1/2); scored a 19-yard receiving touchdown just prior to halftime, putting Vols ahead 35-7
- Three catches for 12 yards in win at Vanderbilt (11/29)
- Three catches for 42 yards vs. #19 Missouri (11/22)
- First multi-touchdown game (21, 16 yards) as part of three catches for 44 yards in win over Kentucky (11/15)
- Four catches for 55 yards at South Carolina (11/1)
- Second touchdown came vs. #4 Alabama (10/25) on a 9-yard reception as part of three catches for 21 yards
- Made first start since game two at #3 Ole Miss (10/18) and made five catches for 26 yards
- Made two catches for 14 yards vs. Chattanooga (10/11)
- Returned to action vs. Florida (10/4), with one 6-yard catch
- Did not travel to games at Oklahoma (9/13) and Georgia (9/27), due to ankle injury
- Four catches for 71 yards prior to injury vs. Arkansas State (9/6), including 56-yard reception
- Scored first FBS touchdown on a 14-yard catch vs. Utah State (8/31), finished with three catches for 27 yards as he was one of 32 to make Vols debut vs. Utah State
- Earned a spot on SportsCenter #SCTop10 for an amazing one-handed catch during spring ball on March 14

AT FEATHER RIVER COLLEGE

- Starred at Feather River College in Quincy, Calif., for coach J.D. Johnson
- 247Sports: 4-star (No. 4 overall prospect, No. 2 wide receiver, No. 2 prospect in California)
- ESPN: 4-star (No. 2 overall prospect, No. 2 wide receiver)
- Rivals: 4-star
- Scout: 4-star
- Earned California Community College Football Coaches Association First Team All-America Honors
- CCCFCA All-California Most Valuable Player
- Offensive MVP of the Mid-Empire Conference
- Named First Team All-Conference in the Mid-Empire Conference in 2012 and 2013
- Posted national-leading 93 receptions for 1,601 yards and 12 touchdowns in 2013
- Had more than 200 receiving yards in a game on five occasions, including single-game totals of 311, 237, 235, 222 and 201
- Racked up career-best and school records with 311 receiving yards on 19 receptions with three touchdowns vs. Sierra (9/14/13)
- Holds or shares every Feather River receiving record, including single-season receptions (93), career receptions (132), single-season receiving yards (1,601), career receiving yards (2,358), single-season touchdowns (12) and career touchdowns (22)
- In 2012, had 39 catches for 757 yards and 10 touchdowns

HIGH SCHOOL

- Played at Denbigh High School in Newport News, Va., for coach Tracy Harrod, graduating in 2010
- Earned First Team All-Peninsula honors as a receiver and second-team as a defensive back in his senior year
- Named Daily Press Offensive All-Star as a senior in 2009
- Led area receivers with 50 receptions for 880 yards and seven touchdowns
- Honored with All-District accolades in 2009
- Played basketball with the Patriots

PERSONAL

- Full Name: LaVon Terrell Pearson
- Born: June 23, 1991
- Son of Jessie Lewis
- Majoring in Sociology

CAREER STATISTICS

Receiving	GP/GS	No	Yds	Avg	Per/G	TD	Long	High Yd
2014	11/8	38	393	10.3	35.7	5	56-ASU	75-Iowa

Rushing	GP/GS	No	Yds	Avg	Per/G	TD	Long	High Yd
2014	11/8	8	27	3.4	2.5	0	9-SC	9-SC

CAREER HIGHS

Receptions	7 vs. Iowa, 1/2/15
Receiving Yards	75 vs. Iowa, 1/2/15
Touchdowns	2 vs. Kentucky, 11/15/14

CAREER GAME-BY-GAME

2014 Opp.	Rec-Yards-TD, Lg	2014 Opp.	Rec-Yards-TD, Lg
Utah State	3-27-1, 14	Alabama	3-21-1, 9 / 3-7 rush
Ark. State	4-71-0, 56	at S.Carolina	4-55-0, 42/1-9 rush
at Oklahoma	DNT-INJ	Kentucky	3-44-2, 21
at Georgia	DNT-INJ	Missouri	3-42-0, 23
Florida	1-6-0, 6	at Vanderbilt	3-12-0, 12 / 1-0 rush
Chattanooga	2-14-0, 9	vs. Iowa	7-75-1, 19 / 2-8 rush
at Ole Miss	5-26-0, 11 / 1-3 rush		



VINCENT PERRY

WIDE RECEIVER

10

FRESHMAN • HS • 5-10 • 170

NASHVILLE, TENN. • HILLSBORO H.S.

HIGH SCHOOL

- Lettered at Hillsboro High School in Nashville, Tenn., for coach Louis C. Clayton
- 247 Sports: 3-star (No. 12 all-purpose back, No. 18 prospect in Tennessee)
- ESPN: 3-star (No. 103 running back, No. 29 prospect in Tennessee)
- Rivals: 3-star (No. 19 prospect in Tennessee)
- Scout: 3-star (No. 69 running back, No. 1 running back in Tennessee)
- Named to Tennessean All Mid-State Team as a senior in 2014
- Gained 1,790 yards from scrimmage with 27 touchdowns as a senior

- Ran for more than 1,200 yards on the ground and 18 touchdowns as a senior in 2014
- Helped Burros to a 14-1 record and Tennessee State Class 5A Championship game
- High school teammate with fellow Tennessee Vol Kyle Phillips
- Also played baseball for the Burros

PERSONAL

- Full Name: Vincent Ellis Perry Jr.
- Born: May 25, 1997



KYLE PHILLIPS

DEFENSIVE LINE

5

FRESHMAN • HS • 6-4 • 250
NASHVILLE, TENN. • HILLSBORO H.S.

HIGH SCHOOL

- Lettered at Hillsboro High School in Nashville, Tenn., for coach Louis C. Clayton
- 247 Sports: 4-star (No. 7 strong side defensive end, No. 2 prospect in Tennessee)
- ESPN: 4-star (No. 18 defensive tackle, No. 5 prospect in Tennessee)
- Rivals: 4-star (No. 11 strong side defensive end, No. 3 prospect in Tennessee)
- Scout: 4-star (No. 12 defensive end, No. 1 defensive end in Tennessee)
- Played in 2015 Army All-American Bowl in San Antonio, Texas
- Had 33 sacks in three seasons at Hillsboro
- Named All-Midstate and to Tennessean's Dandy Dozen in 2014
- Posted 58 tackles with 22.5 tackles for loss with 13 sacks as a senior in 2014

- Helped Burros to a 14-1 record and Tennessee State Class 5A Championship game
- Recorded eight sacks in 2013 junior season before suffering injury
- Posted 35 tackles with 12 sacks and five forced fumbles as a sophomore

PERSONAL

- Full Name: Kyle Phillips
- Born: Oct. 20, 1995
- Son of Teresa Phillips
- Mother serves as the Director of Athletics at Tennessee State University in Nashville



QUAY PICOU

DEFENSIVE LINE

55

FRESHMAN • HS • 6-1 • 263
SUGAR HILL, GA. • BUFORD H.S.

HIGH SCHOOL

- Lettered at Buford High School in Buford, Ga., for coach Jess Simpson
- 247 Sports: 3-star (No. 23 defensive tackle, No. 34 prospect in Georgia)
- ESPN: 3-star (No. 36 defensive tackle, No. 50 prospect in Georgia)
- Rivals: 3-star (No. 34 defensive tackle, No. 43 prospect in Georgia)
- Scout: 3-star (No. 64 defensive tackle, No. 6 defensive tackle in Georgia)
- Named second team all-state in Georgia as a senior in 2014
- Named to Atlanta Journal-Constitution All-State Honorable Mention as a senior

- Named to 2014 Gainesville Times First-Team All-Area
- Made 61 tackles including three sacks and had two forced fumbles and three fumble recoveries as a senior
- Helped Buford to Georgia State Class AAAA Championship with a 15-0 record in 2014

PERSONAL

- Full Name: Dequavius Lavon Picou
- Name pronounced KWAY pee-COO
- Born: Oct. 28, 1995
- Son of Sharon Sinkfield and Eugene Picou



BRIAN RANDOLPH

DEFENSIVE BACK

37

R-SENIOR • 3L • 6-0 • 209
MARIETTA, GA. • KELL H.S.

HONORS

- 2015 Athlon Sports Preseason SEC All-Conference Second Team Defense
- 2015 Lindy's Sports Preseason Second Team All-SEC
- 2015 Athlon Sports Preseason Second Team All-SEC
- 2014 SEC Academic Honor Roll
- 2014 Athlon Sports Preseason Third Team All-SEC
- 2014 Lindy's Sports Preseason Second Team All-SEC
- 2014 Phil Steele Preseason Third Team All-SEC
- 2013 College Football News All-Sophomore Honorable Mention
- 2013 College Sports Madness All-SEC Third Team
- 2013 SEC Academic Honor Roll
- 2012 SEC Academic Honor Roll
- 2011 Second-Team Freshman All-American by Yahoo! Sports
- 2011 Third-Team Freshman All-American by Phil Steele
- 2011 SEC Coaches All-Freshman selection

2014 - R-JUNIOR

- Games/Starts: 13/11
- Third in SEC in tackles by defensive back (88) and tackles per game (6.8)
- Played in all 13 games with 11 starts in 2014, made 88 tackles, third on the Vols, had two interceptions, five passes defended and a fumble recovery
- Recovered a fumble along with two tackles in 2015 TaxSlayer Bowl win over Iowa (1/2)
- Second interception came late in win at Vanderbilt (11/29), also made six tackles
- After missing first half of Missouri (11/22) game due to targeting suspension, returned in second half and made four tackles
- First touchdown of career on an interception returned for a 23-yard touchdown in win over Kentucky (11/15), led Vols in tackles with eight
- New career-high 14 tackles in win at South Carolina (11/1)
- Five stops including a 3-yard TFL vs. #4 Alabama (10/25)
- Eight tackles at #3 Ole Miss (10/18) with a break-up
- 13 tackles, along with a forced fumble vs. Florida (10/4)
- Eight tackles in homecoming at #12/13 Georgia (9/27)
- Notched six tackles at #4/3 Oklahoma (9/13)
- After sitting out early due to injury, came into make six tackles vs. Arkansas State (9/5); led the band after game
- Opened fourth year with the Vols with five tackles in win over Utah State (8/31)

2013 - R-SOPHOMORE

- Games/Starts: 12/12
- Returned to starting lineup as a redshirt sophomore in 2013, starting at strong safety
- Second on team with 75 tackles
- Led team with four interceptions also had seven passes defended (third on team)
- Closed 2013 with nine tackles including 0.5 TFLs and a pass break-up at Kentucky (11/30)
- Fourth interception of season, returned for 41 yards, along with five tackles and forced fumble vs. Vanderbilt (11/23)

- Tied for team lead with eight tackles vs. #7 Auburn (11/9)
- Made five tackles at #10 Missouri (11/2)
- Seven tackles in OT game vs. #6 Georgia (10/5)
- 12 tackles and made game-saving interception in end zone as South Alabama (9/28) was driving with chance to tie the game in final minutes
- Game-high 11 tackles, including two TFLs, at #19 Florida (9/21); made 100th career tackle in the game
- Made five tackles at #2 Oregon (9/14)
- Named the SEC Defensive Player of the Week (9/9) after his eight tackle, two INT game vs. W. Kentucky
- Intercepted first two passes of career vs. WKU (9/7) for returns of 20 and 18 yards; also raked up eight tackles and an addition pass break-up for three passes defended
- First Vol since Byron Moore (9/22/12 vs. Akron) to have two INTs in the same game
- Made a tackle in return to action in 2013 opener vs. Austin Peay (8/31)

2012 - SOPHOMORE

- Games/Starts: 3/3
- Starting free safety in second season with Vols prior to suffering season-ending knee injury vs. Florida (9/15)
- At time of injury, was leading tackler for Vols with 22 stops and two break-ups
- Made seven tackles vs. #18 Florida (9/15)
- Tied for team lead in tackles for second game in a row vs. Georgia State (9/8) with seven stops
- Tied for team-lead with eight tackles vs. NC State (8/31)
- Earned the John Stucky Off-Season Award as the player who demonstrated the best physical and mental conditioning during the offseason

2011 - FRESHMAN

- Games/Starts: 12/8
- 2011 Second-Team Freshman All-American by Yahoo! Sports
- 2011 Third-Team Freshman All-American by Phil Steele
- 2011 SEC Coaches All-Freshman selection
- True freshman played in all 12 games with eight starts, seeing action at free safety and in nickel
- Finished fifth on team in tackles with 55 along with two pass break-ups and a TFL
- Posted fifth-most tackles by a UT true freshman all-time with 55, ahead of Reggie White (51 in 1980)
- Had 23 tackles in three-game span, coming against nation's top teams: #1 LSU, #2 Alabama & #14 S. Carolina
- 12 tackles including first TFL at Kentucky (11/26) in season finale, tied with A.J. Johnson for the third-most stops in a single game by a UT true freshman
- Three tackles vs. Vanderbilt (11/19)
- Made five tackles at #8 Arkansas (11/12)
- Six tackles, forced fumble vs. #14 South Carolina (10/29)
- Posted eight tackles at #2 Alabama (10/22) in start
- Racked up nine tackles vs. #1 LSU (10/15)
- Started in a nickel, and had three tackles vs. Buffalo (10/1)
- Two tackles at #16 Florida (9/17)
- First-career start vs. Cincinnati (9/10), making two tackles
- One of 12 true freshmen to debut vs. Montana (9/3)

GENERAL
STAFF
PLAYERS
REVIEW
HISTORY
HONORS
VOLTMANAC
RECORDS



HIGH SCHOOL

- Played at Kell High School in Kennesaw, Ga., for coach Derek Cook
- Rivals: 3-star (No. 32 overall safety, No. 29 overall in Georgia)
- Scout: 3-star (No. 42 overall safety)
- ESPN: 3-star (No. 32 overall safety)
- 2010 Gatorade Player of the Year in Georgia
- Chosen as Georgia 4A Defensive Player of the Year by both AP and Coaches
- Parade All-America honors; Three-time All-State honoree
- Named to Georgia Super 11 by Atlanta Journal Constitution
- Earned 2010 Rivalshigh.com All-America Team honors
- 2010 Atlanta Sports Council Athlete of the Year
- Named Marietta Daily Journal's Defensive Player of the Year
- Selected to the GACA North/South All-Star Game
- As a senior, totaled 162 tackles (98 solo), nine pass break-ups, four interceptions and two fumble recoveries
- Also ran for 1,068 yards and 16 touchdowns, while catching 17 passes for 414 yards and a pair of scores
- In junior campaign, tallied 125 tackles, eight tackles for loss, 18 pass breakups, three INTs and a pair of sacks

PERSONAL

- Full Name: Brian Anthony Randolph
- Born: October 20, 1992 in Marietta, Georgia
- Son of Lisa and Mark Randolph
- Majoring in Management
- Took part in an NFL-NCAA Round Table in Charlotte, N.C., in Feb. 2012

CAREER GAME-BY-GAME

2011	Opp.	U-A-T, Other	2012	Opp.	U-A-T, Other
Montana		1-0-1	vs. NC State		7-1-8, 1-2 tfl
Cincinnati		1-1-2, 2 pd	Ga. State		7-0-7
at Florida		1-1-2	Florida		3-4-7, pd
Buffalo		3-0-3	Akron		DNP-INJ
Georgia		0-0-0	at Georgia		DNP-INJ
LSU		8-1-9	at Miss State		DNP-INJ
at Alabama		7-1-8	Alabama		DNP-INJ
South Carolina		5-1-6, ff	at So. Carolina		DNP-INJ
MTSU		4-0-4	Troy		DNP-INJ
at Arkansas		2-3-5	Missouri		DNP-INJ
Vanderbilt		1-2-3	at Vanderbilt		DNP-INJ
at Kentucky		4-8-12, 1-4 tfl	Kentucky		DNP-INJ

2013	Opp.	U-A-T, Other	2014	Opp.	U-A-T, Other
Austin Peay		1-0-1	Utah State		4-1-5
W. Kentucky		4-4-8, 2-38 int, 3 pd	Ark. State		4-2-6, pd
at Oregon		4-1-5	at Oklahoma		4-2-6
at Florida		8-3-11, 2-5 int	at Georgia		6-2-8
So. Alabama		7-5-12, 1-0 int	Florida		10-3-13, 0.5-1 tfl, ff
Georgia		5-2-7	Chattanooga		2-1-3
So. Carolina		1-1-2	at Ole Miss		8-0-8, pd
at Alabama		1-1-2	Alabama		3-2-5, 1-3 tfl
at Missouri		5-0-5, pd	at So. Carolina		7-7-14
Auburn		6-2-8	Kentucky		7-1-8, 1-23 int-TD, qh
Vanderbilt		2-3-5, 1-41 int, pd, ff	Missouri		2-2-4
at Kentucky		6-3-9, 0.5-1 tfl, pd	at Vanderbilt		6-0-6, 1-0 int
			vs. Iowa		2-0-2, fr, pbu

CAREER STATISTICS

Defense	GP/GS	UT	AT	TT	Sack	TFL	FF	FR	PD	Int	High Tk
2011	12/8	37	18	55	0-0	1-4	1	0	2	0-0	12-UK
2012	3/3	17	5	22	0-0	2-4	0	0	2	0-0	8-NCS
2013	12/12	50	25	75	0-0	2.5-6	1	0	7	4-79	12-USA
2014	13/11	65	23	88	0-0	1.5-4	1	1	5	2-23	14-SC
Totals	40/34	169	71	240	0-0	6-16	3	1	16	6-102	14-SC

CAREER HIGHS

Tackles	14 at South Carolina, 11/1/14
Tackles For Loss	2 vs. Florida, 9/21/13
Interceptions	2 vs. Western Kentucky, 9/7/13
Touchdowns	1 vs. Kentucky, 11/15/14
Passes Defended	3 vs. Western Kentucky, 9/7/13
10-Tackle Games	5, last at South Carolina, 11/1/14
Forced Fumble	1 vs. Vanderbilt, 11/23/13
Fumble Recovery	1 vs. Iowa, 1/2/15



RAY RAULERSON

OFFENSIVE LINE

64

R-FRESHMAN • RS • 6-5 • 278
TAMPA, FLA. • PLANT SENIOR H.S.

2014 - FRESHMAN

- Redshirt season, did not play in any games

HIGH SCHOOL

- Played at Plant High School in Tampa, Florida for coach Robert Weiner
- 247Sports: 3-star (No. 83 offensive tackle, No. 123 prospect in Florida)
- ESPN: 3-star (No. 113 offensive tackle, No. 191 prospect in Florida)
- Rivals: 3-star (No. 54 offensive tackle, No. 77 prospect in Florida)
- Scout: 3-star (No. 53 offensive tackle, No. 77 prospect in Florida)

- Helped Panthers to Florida 8A Semifinals with an 11-2-1 record as a senior in 2013
- Aided Plant to almost 400 yards of offense per game in 2013
- Named First Team All-County by Tampa Bay Times as a senior
- Honorable Mention All-County by Tampa Bay Times in 2012 as a junior

PERSONAL

- Full Name: Raymond A. Raulerson
- Born: September 6, 1995
- Son of Beth and Sam Raulerson
- Majoring in Management



JALEN REEVES-MAYBIN

LINEBACKER

21

JUNIOR • 2L • 6-1 • 230
CLARKSVILLE, TENN. • NORTHEAST H.S.

CAREER HONORS

- 2015 Phil Steele Preseason Fourth Team All-SEC
- 2015 Lindy's Sports No. 13 Top Outside Linebackers
- 2015 Lindy's Sports Preseason Second Team All-SEC

2014 - SOPHOMORE

- Games/Starts: 13/13
- Started all 13 games in 2014 and tied for first on the team with 101 tackles with 11.0 TFLs (third on team)
- Tied for eighth in SEC in total tackles
- Ranked ninth in the SEC in tackles per game (7.8)
- Posted career-high 13 tackles in 2015 TaxSlayer Bowl win over Iowa (1/2), including 11th TFL of the season
- Five tackles in win at Vanderbilt (11/29)
- Made seven tackles with a TFL vs. #19 Missouri (11/22)
- Had first career interception, coming vs. Florida (10/4)
- Surpassed entire freshman season tackle total (14) in second game of 2014 season
- Eight tackles with a TFL in win at South Carolina (11/1)
- Second-career 10-tackle game, at #12/13 Georgia (9/27), making career-best 3.5 TFLs and 7-yard sack
- Notched nine tackles and recovered a fumble at #4/3 Oklahoma (9/13)
- Six tackles including two TFLs including a 3-yard sack vs. Arkansas State (9/5)
- In first career start racked up 10 tackles vs. Utah State (8/31)

2013 - FRESHMAN

- Games/Starts: 11/0
- True freshman was a standout on special teams with team-best 11 tackles
- Rotated between linebacker and defensive back, playing

- in 11 games with 14 tackles on the season
- Had at least one tackle on special teams in six games in a row (9/21-11/2)
- Three tackles, all on defense, vs. #7 Auburn (11/9)
- Career best three tackles vs. Georgia (10/5); blocked a punt to result in a TD punt return by Devaun Swafford
- Two special teams tackles at Florida (9/17)

HIGH SCHOOL

- Lettered at Northeast High School in Clarksville, Tenn. for coach Isaac Shelby
- Rivals: 4-star (No. 7 overall prospect in Tennessee, No. 13 overall position ranking)
- Scout: 4-star (No. 15 overall outside linebacker)
- 247Sports: 4-star (No. 5 prospect in Tennessee, No. 135 overall prospect)
- Gained more than 2,000 rushing yards as a senior, including 1,000 yards in three postseason games, with more than 300 yards in each game
- Scored five touchdowns in playoff game against eventual state champion Beech
- All-State on defense in 2012 by the Tennessee Sports Writers
- First-team all-state linebacker as a junior
- District offensive player of the year as a junior
- Area player of the year as a junior
- Area offensive player of the year as a sophomore
- Invited to "The Opening", an all-star summer prospect camp held on the Nike Campus

- Recorded 103 tackles, 1 sack, 10 forced fumbles and three fumble recoveries returning one for a TD as a junior while also running for 1,468 yards at 31 touchdowns on 170 attempts and completing 50.9% of his passes for 1,267 yards and 15 touchdowns
- Coached by Isaac Shelby at Northeast High School

PERSONAL

- Full Name: Jalen Ahmad Reeves-Maybin
- Born January 31, 1995
- Son of LaDawn Reeves and Marques Maybin
- His father played basketball at Louisville
- Majoring in Recreation and Sport Management

CAREER STATISTICS

Defense	GP	GS	UT	AT	TT	Sack	TFL	FF	FR	PD	Int	High Tk
2013	11	0	8	6	14	0-0	0-0	0	0	0	0-0	3-2x
2014	13	13	63	38	101	2-10	11-35	0	2	0	1-1	13-lowa
Totals	24	13	71	44	115	2-10	11-35	0	2	0	1-1	13-lowa

CAREER HIGHS

Tackles	13 vs. Iowa, 10/2/15
Tackles For Loss	3.5 at Georgia (9/27/14)
Sacks	1 vs. Arkansas State, 9/5/14
Interceptions	1 vs. Florida, 10/4/14
Fumble Recovery	1 at Oklahoma, 9/13/14 & vs. Alabama, 10/25/14
Blocked Punt	1 vs. Georgia, 10/5/13

CAREER GAME-BY-GAME

2013	Opp.	U-A-T, Other	2014	Opp.	U-A-T, Other
Austin Peay	0-0-0		Utah State	5-5-10, 0.5-2 tfl	
W. Kentucky	DNP		Ark. State	4-2-6, 2-5 tfl, 1-3 sk	
at Oregon	0-0-0		at Oklahoma	7-2-9, fr	
at Florida	2-0-2		at Georgia	7-3-10, 3.5-14 tfl, 2-7 sk	
So. Alabama	0-1-1		Florida	7-2-9, 1-1 tfl, 1-1 int	
Georgia	2-1-3, blk punt		Chattanooga	2-3-5	
So. Carolina	1-0-1		at Ole Miss	7-2-9	
at Alabama	0-1-1		Alabama	3-2-5, fr	
at Missouri	1-0-1		at So. Carolina	5-3-8, 1-1 tfl	
Auburn	0-3-3		Kentucky	4-1-5, 1-4 tfl	
Vanderbilt	1-0-1		Missouri	4-3-7, 1-4 tfl	
at Kentucky	1-0-1		at Vanderbilt	5-0-5	
			vs. Iowa	5-8-13, qb, 1-4 tfl	



NATE RENFRO

PUNTER

31

R-SENIOR • TR • 6-1 • 205

BRENTWOOD, TENN. • BRENTWOOD ACADEMY

2014 - R-JUNIOR (AT MARYLAND)

- Punted in all 13 games for the Terps, averaging 41.5 yards per punt
- Booted six punts for 47.3 yards in Foster Farms Bowl
- Named to All-Big Ten Academic List

2013 - R-SOPHOMORE (AT MARYLAND)

- Named Academic All-ACC
- Started all 13 games, averaging 40.8 yards per punt on the season
- Pinned 18 punts inside the opponent's 20-yard line and seven inside the 10-yard line and had 20 punts fair caught

2012 - R-FRESHMAN (AT MARYLAND)

- Served as the starting punter for all 12 games, averaged 39.7 yards on 75 punts and put 15 of those inside the opponents' 20-yard line

2011 - FRESHMAN (AT MARYLAND)

- Redshirt season, did not play in any games.

HIGH SCHOOL

- Lettered at Brentwood Academy in Nashville, Tenn.
- 2010 Division II-AA all-state selection at punter

- Averaged 39.0 yards per punt as a senior for a 10-3 team
- Dropped 10 of his 27 punts inside the opponents' 20-yard line
- Hit 4 of 7 field-goal attempts, including a long of 42 yards, and had 19 touchbacks on 87 kickoffs
- Averaged 36.8 yards per punt (long of 51) as a junior, also connected on 6 of 12 FGs, including a 51-yarder

PERSONAL

- Full Name: Nathaniel John Renfro
- Son of Jim Renfro
- Majoring in Recreation and Sport Management

CAREER STATISTICS

Punting	GP	GS	No	Yds	Avg	Lg
2012 (Md)	12	12	75	2974	39.7	60
2013 (Md)	13	13	75	3063	40.8	64
2014 (Md)	13	13	84	3487	41.5	64
Totals	38	38	234	9524	40.7	64

CAREER HIGHS

Punt Attempts	11, at Florida State, 10/5/13 & vs. Penn State, 11/1/14
Punting Average	53.0, vs. William & Mary, 9/1/12
Longest Punt	64 vs. West Virginia, 9/21/13 & at West Virginia, 9/14/14



DREW RICHMOND

OFFENSIVE LINE

51
FRESHMAN • HS • 6-5 • 310
MEMPHIS, TENN. • MEMPHIS UNIVERSITY SCHOOL

HIGH SCHOOL

- Lettered at Memphis University School in Memphis, Tenn., for coach Bobby Alston
- 247 Sports: 4-star (No. 55 overall prospect, No. 3 offensive tackle, No. 2 prospect in Tennessee)
- ESPN: 4-star (No. 58 overall prospect, No. 5 offensive tackle, No. 1 prospect in Tennessee)
- Rivals: 5-star (No. 12 overall prospect, No. 2 offensive tackle, No. 1 prospect in Tennessee)
- Scout: 4-star (No. 10 offensive tackle, No. 1 offensive tackle in Tennessee)
- Played in 2015 Under Armour All-Star Game
- Participated in The Opening in 2015

- Honored as 2014 MaxPreps Second Team All-American
- Named 2014 Parade All-American Honorable Mention
- Named to Memphis Commercial Appeal 'Best of the Preps' Private School Team in 2014
- Helped Owls to Tennessee Division II Class AA Semifinals as a senior in 2014
- MUS played for the Tennessee Division II Class AA Championship in his junior year of 2013

PERSONAL

- Full Name: Drew A. Richmond
- Born: Jan. 2, 1996
- Son of Ruby and Mark Richmond



JASHON ROBERTSON

OFFENSIVE LINE

73
SOPHOMORE • 1L • 6-3 • 304
NASHVILLE, TENN. • MONTGOMERY BELL ACADEMY

CAREER HONORS

- 2014 Freshman All-SEC Team
- 2014 Phil Steele Freshman All-American Team
- 2014 ESPN's True Freshman All-American Team

2014 - FRESHMAN

- Games/Starts: 13/13
- True freshman became first UT player since current Miami Dolphin Ja'Wuan James (9/4/10 vs. UT-Martin) to start on offensive line in first college game when he did so vs. Utah State (8/31)
- Only member of the Vols offensive line to start all 12 games at the same position (right guard)
- Became fourth true freshman to start opener on OL: Bill Mayo (1981), Michael Munoz (2000), James (2010)
- Won starting right guard spot after moving from defensive line to offensive line on Aug. 4 after three practices

HIGH SCHOOL

- Played at Montgomery Bell Academy in Nashville, Tenn., for Marty Euverard

- 247 Sports: 3-star (No. 29 offensive guard, No. 10 prospect in Tenn.)
- ESPN: 3-star (No. 45 defensive tackle, No. 12 prospect in Tenn.)
- Rivals: 3-star (No. 13 prospect in Tenn.)
- Scout: 3-star (No. 78 defensive tackle)
- Two-way standout as a defensive tackle and offensive guard for MBA
- First-Team Tennessean All-Midstate selection as a senior in 2013
- Named to The Tennessean's Dandy Dozen as one of the top 12 players in the Midstate
- Helped Big Red to a 10-2 record as a senior
- Posted 74 tackles including 14 for a loss in 2013
- Also had four sacks and five passes defended as a senior

PERSONAL

- Full Name: Jashon LaQuinn Robertson
- Born: March 21, 1996
- Son of Monica Robertson
- Majoring in Economics



AUSTIN SANDERS

OFFENSIVE LINE

60

R-SOPHOMORE • 1L • 6-5 • 311
CLEVELAND, TENN. • BRADLEY CENTRAL H.S.

2014 - R-FRESHMAN

- Games/Starts: 5/0
- Saw late action in 2015 TaxSlayer Bowl win over Iowa (1/2)
- Played vs. Utah State (8/31), vs. Chattanooga (10/11), at #3 Ole Miss (10/18) and vs. Kentucky (11/15)
- One of 32 to make Tennessee debut vs. Utah State (8/31)

2013 - FRESHMAN

- Redshirt season, did not play in any games

HIGH SCHOOL

- Coached by Damon Floyd at Bradley Central High School
- Rated 4-star by Rivals (No. 8 prospect in Tennessee, No. 20 offensive tackle)
- Rated 4-star by ESPN (No. 8 prospect in Tennessee, No. 24 offensive tackle)
- Rated 3-star by 247Sports (No. 9 in Tennessee, No. 26 offensive tackle)
- The first commitment of Tennessee's 2013 class, verbally committed to the Vols before his junior season
- Tennessee's Class AAA Mr. Football Lineman of the Year

- District 5-AAA Lineman of the Year
- Named to All-District 5-AAA team
- Helped his team to back-to-back County Championship titles and three consecutive playoff appearances
- One of only two Tennesseans on the East squad in the U.S. Marine Corps 2013 Semper Fidelis All-American Bowl helping to lead the East to a 17-14 win at the Home Depot Center in Carson, Calif.
- Played a big role in the East's 41-20 victory in the East-West All-Star Classic

PERSONAL

- Full Name: Marcus Austin Sanders
- Born: May 28, 1995
- Son of Jennifer and Marc Sanders
- Majoring in Psychology



QUART'E SAPP

LINEBACKER

14

FRESHMAN • HS • 6-2 • 200
ALPHARETTA, GA. • MILTON H.S.

HIGH SCHOOL

- Lettered at Milton High School in Alpharetta, Ga., for coach Howie Decristofaro
- 247 Sports: 4-star (No. 15 outside linebacker, No. 24 prospect in Georgia)
- ESPN: 4-star (No. 11 outside linebacker, No. 23 prospect in Georgia)
- Rivals: 4-star (No. 14 outside linebacker, No. 20 prospect in Georgia)
- Scout: 4-star (No. 27 outside linebacker, No. 6 outside linebacker in Georgia)
- Member of ESPN 300
- Participated in 2014 The Opening
- Named to 2014 Atlanta Journal-Constitution 6A All-State First Team in Georgia
- Helped Eagles to an 11-2 record and Georgia state quarterfinals as a senior in 2014
- Second team all-state in Class 6A by Georgia Sports

- Writers Association as a junior in 2013
- Atlanta Journal-Constitution honorable mention all-state in 2013
- Posted 113 tackles with 20 tackles for loss and four sacks as a junior in 2013
- Also had two interceptions and three forced fumbles as a junior
- Played basketball for the Eagles

PERSONAL

- Full Name: Quart'e Patrick Sapp
- Pronounced quar-TAY
- Born: March 8, 1997
- Son of Angel Davis-Sapp



TREVARRIS SAULSBERRY

DEFENSIVE LINE

96

R-SENIOR • 3L • 6-4 • 296
GAINESVILLE, FLA. • GAINESVILLE H.S.

2014 - R-JUNIOR

- Games/Starts: 5/0
- Played in five games, made five tackles before being sidelined due to injury after the Alabama game (10/25)

2013 - R-SOPHOMORE

- Games/Starts: 4/0
- Played first three games before suffering injury at #2 Oregon (9/14); Sat out four games from Sept. 21-Oct. 19
- Made five tackles and 0.5 sack in 2013
- Returned to action at #1 Alabama (10/26), but was injured again and did not play remainder of the season
- Three tackles including a half-TFL for a half-sack vs. WKU (9/7)
- Opened 2013 with two tackles and a QB hurry vs. Austin Peay (8/31)

2012 - R-FRESHMAN

- Games/Starts: 4/0
- Played in four games with five tackles and a TFL
- Missed last three games with an injury
- First significant playing time vs. #1 Alabama (10/20), making first five tackles of his career

2011 - FRESHMAN

- Redshirt season, did not play in any games

HIGH SCHOOL

- Lettered at Gainesville High School in Florida for coach Ryan Smith
- Rivals: 3-star (No. 56 overall defensive tackle)
- Scout: 3-star (No. 74 overall defensive end)
- ESPN: 3-star (No. 75 overall defensive end)
- Two-time All-Area selection as a junior and senior
- Named Second Team All-State and First Team All-Area by the Gainesville Sun as a junior in 2009
- Member of the 2010 Gainesville Sun's Super 11
- Selected to the Gainesville Sun's 2010 Class 5A-AA First Team defense
- As a senior in 2010, tallied 68 tackles, 12 TFLs, eight QB pressures and 4 1/2 sacks (fourth best in District 5 4A)
- Offensively, tallied 12 receptions for more than 120 yards, while adding three touchdown receptions

- Notched 55 tackles, 10 tackles for loss, four sacks and 12 QB hurries as a junior in 2009
- Also registered five receptions for 62 yards and a TD
- Helped team to 11-2 record as a senior
- High school teammate of fellow UT signee Jordan Williams

PERSONAL

- Full Name: Trevarris Rashaad Saulsberry
- Born: May 6, 1993
- Son of Richard Saulsberry and Delatrone Hunter
- Majoring in Sociology

CAREER STATISTICS

Defense	GP/GS	UT	AT	TT	Sack	TFL	FF	FR	PD	Int	High Tk
2012	4/0	4	1	5	0-0	1-1	0	0	0	0-0	5-Ala
2013	4/0	2	3	5	0.5-2	0.5-2	0	0	0	0-0	3-WKU
2014	5/0	3	2	5	0-0	0-0	0	0	0	0	--
Totals	13/0	9	6	15	0.5-2	1.5-3	0	0	0	0-0	5-Ala

CAREER HIGHS

Tackles	5 vs. Alabama, 10/20/12
Tackles For Loss	1 vs. Alabama, 10/20/12
Sacks	0.5 vs. Western Kentucky, 9/7/13

CAREER GAME-BY-GAME

2012	Opp.	U-A-T, Other	2013	Opp.	U-A-T, Other
Ga. State	0-0-0		Austin Peay	2-0-2	qh
Alabama	4-1-5, 1-1 tfl		W. Kentucky	0-3-3, 0.5-2 sk, 0.5-2 tfl	
at So. Carolina	0-0-0		at Oregon	0-0-0	
Troy	0-0-0		at Alabama	0-0-0	
2014	Opp.	U-A-T, Other	2014	Opp.	U-A-T, Other
at Georgia	0-2-2		at Ole Miss	1-0-1	
Florida	0-0-0		Alabama	0-0-0	
Chattanooga	2-0-2				



AUSTIN SMITH

LINEBACKER

11

FRESHMAN • HS • 6-3 • 234
BUFORD, GA. • BUFORD H.S.

HIGH SCHOOL

- Lettered at Buford High School in Buford, Ga., for coach Jess Simpson
- 247 Sports: 3-star (No. 51 outside linebacker, No. 87 prospect in Georgia)
- ESPN: 3-star (No. 35 outside linebacker, No. 63 prospect in Georgia)
- Rivals: 3-star (No. 46 outside linebacker, No. 58 prospect in Georgia)
- Scout: 3-star (No. 39 outside linebacker, No. 8 outside linebacker in Georgia)
- Named to Atlanta Journal-Constitution All-State First Team in Class AAA
- Named to 2014 Gainesville Times Second-Team All-Area

- Posted 67 tackles with eight tackles for loss and forced three fumbles as a senior in 2014
- Helped Buford to Georgia State Class AAAA Championship with a 15-0 record in 2014

PERSONAL

- Full Name: Austin Zachery Smith
- Born: Nov. 12, 1996
- Son of Tekesha and Alton Smith
- Brother of Autumn and Aubrey



JOSH SMITH

WIDE RECEIVER

25

R-SOPHOMORE • 1L • 6-1 • 200
KNOXVILLE, TENN. • CHRISTIAN ACADEMY OF KNOXVILLE

2014 - SOPHOMORE

- Games/Starts: 3/1
- Awarded medical redshirt after suffering season-ending ankle injury at Oklahoma on Sept. 13
- Played in just three games and was sidelined after the game at #4/3 Oklahoma (9/13)
- Had 10 catches for 135 yards with a TD in three games
- Career high five catches for career-best 58 yards including 40-yard touchdown at #4/3 Oklahoma (9/13)
- Two catches including reception for 21 yards as he hurdled defender vs. Arkansas State (9/6)
- Three catches for 48 yards vs. Utah State (8/31)

2013 - FRESHMAN

- Games/Starts: 11/4
- In 11 games, made four starts in 2013 with 12 catches for 182 yards with one touchdown
- Returned with a 9-yard catch at #1 Alabama (10/26)
- Missed game vs. #11 South Carolina (10/19) with injury
- Made a 26-yard catch vs. #6 Georgia (10/5)
- First career touchdown on a 29-yard pass as part of three catches for 40 yards vs. South Alabama (9/28)
- In first career start, caught a career-long 51-yard catch at #2 Oregon (9/14)
- Led Vols with three catches for 36 yards vs. WKU (9/7)
- One of 11 true freshman to make debut vs. Austin Peay (8/31), made first career catch for nine yards

HIGH SCHOOL

- Coached by Rusty Bradley at CAK
- Rated 3-star by Rivals (No. 24 prospect in Tennessee)
- Rated 3-star by 247Sports (No. 16 prospect in Tennessee)
- Rated 3-star by ESPN (No. 27 prospect in Tennessee)
- All-State wide receiver at CAK as a junior and senior
- Named All-District as a sophomore, junior and senior
- Racked up more than 4,000 receiving yards along with 52 receiving touchdowns in prep career
- As a senior in 2012, hauled in 65 catches for 1,176 yards and 15 touchdowns despite being sidelined early in season
- On defense as a senior, had 48 tackles and one interception
- Named District Offensive MVP as a junior
- In 2011, as a junior, made 96 catches for 1,911 yards (147.0 yards per game) and 22 touchdowns
- Ranked ninth in the nation in total receiving yards with most in the state of Tennessee

PERSONAL

- Full Name: Joshua Walker Smith
- Born: March 24, 1994
- Son of Jennifer and Butch Smith
- Majoring in Communications Studies

CAREER STATISTICS

Receiving	GP/GS	No	Yds	Avg	Per/G	TD	Long	High Yd
2013	11/4	12	182	15.2	16.5	1	51-UO	51-UO
2014	3/1	10	135	13.5	45.0	1	40-OU	58-OU
Totals	14/5	22	317	14.4	22.6	2	51-UO	58-OU

CAREER HIGHS

Receptions	5 at Oklahoma, 9/13/14
Receiving Yards	58 at Oklahoma, 9/13/14
Touchdowns	1 vs. South Alabama, 9/28/13 & at Oklahoma, 9/13/14

CAREER GAME-BY-GAME

2013	Opp.	Rec-Yards-TD, Lg	2013	Opp.	Rec-Yards-TD, Lg
Austin Peay	1-9-0, 9		So. Carolina	DNP-INJ	
W. Kentucky	3-37-0, 16		at Alabama	1-9-0, 9	
at Oregon	1-51-0, 51		at Missouri	1-9-0, 9	
at Florida	1-2-0, 2		Auburn	0-0-0	
So. Alabama	3-40-1, 29		Vanderbilt	0-0-0	
Georgia	1-26-0, 26		at Kentucky	0-0-0	

2014	Opp.	Rec-Yards-TD, Lg	2014	Opp.	Rec-Yards-TD, Lg
Utah State	3-48-0, 38		Alabama	DND-INJ	
Ark. State	2-29-0, 21		at So. Carolina	DND-INJ	
at Oklahoma	5-58-1, 4		Kentucky	DND-INJ	
at Georgia	DND-INJ		Missouri	DND-INJ	
Florida	DND-INJ		at Vanderbilt	DND-INJ	
Chattanooga	DND-INJ		vs. Iowa	DNP-INJ	
at Ole Miss	DND-INJ				



JAYSON SPARKS

RUNNING BACK

37

R-SOPHOMORE • RS • 5-8 • 175
LOGANVILLE, GA. • GRAYSON H.S.

2014 - SOPHOMORE


- Walk-on, joined the Vols in Fall of 2014
- Did not play in any games

HIGH SCHOOL

- Played running back at Grayson High School in Loganville, Ga. for Mickey Conn
- Helped lead his high school to the 2012 State Championship, posting a 14-0 record
- Lettered in Track and Field

PERSONAL

- Full Name: Jayson Dermont Sparks
- Born: January 4, 1994
- Son of Carmen Johnson
- Majoring in Kinesiology



ZACH STEWART

OFFENSIVE LINE

54


FRESHMAN • HS • 6-4 • 310
COALFIELD, TENN. • COALFIELD H.S.

HIGH SCHOOL

- Lettered at Coalfield High School in Coalfield, Tenn., for coach Keith Henry
- 247 Sports: 3-star (No. 62 offensive tackle, No. 16 prospect in Tennessee)
- ESPN: 3-star (No. 85 offensive guard, No. 31 prospect in Tennessee)
- Rivals: 4-star (No. 21 offensive guard, No. 13 prospect in Tennessee)
- Scout: 3-star (No. 74 offensive guard, No. 1 offensive guard in Tennessee)

- 2014 MaxPreps Small Schools First Team All-American
- Two-time Tennessee Mr. Football Award Winner in Class 1A as a junior and senior
- Named to 2013 and 2014 Sports Writers Association Class 1A All-State Team
- Member of 2014 American Family Insurance Tennessee All-State Team
- Three-time PrepXtra First Team offense selection in 2012, 2013 and 2014
- Played in East vs. West Tennessee All-Star Classic in 2014
- Helped Yellowjackets to Tennessee Class 1A Championship game as a senior in 2014

- Started on varsity football team from eighth grade though senior year, playing on both sides of the ball at offensive tackle and defensive tackle
- As a senior, recorded 118 tackles for a loss and 14 sacks in the regular-season
- Yellowjackets offense averaged more than 340 yards of offense in 2014
- As a junior in 2013, named Class 1A Lineman of the Year
- Posted more than 100 tackles as a junior in 2013
- Named PrepXtra Sophomore of the Year in 2012
- Made 117 tackles with 23 tackles for a loss and 14 sacks as a sophomore in 2012
- Led the way for more than 2,000 rushing yards as a sophomore
- In 2010, named Morgan County Freshman of the Year as an eighth grader



JOE STOCSTILL

TIGHT END

47

R-JUNIOR • 2L • 6-2 • 237

LEWISBURG, TENN. • CORNERSVILLE H.S.

CAREER HONORS

- 2014 SEC Academic Honor Roll
- 2013 SEC Academic Honor Roll

2014 - R-SOPHOMORE

- Games/Starts: 7/0
- Saw action in seven games on special teams and offense

2013 - R-FRESHMAN

- Games/Starts: 8/1
- Played in eight games, drawing first career start in the backfield against Vanderbilt
- Moved to tight end/H-Back position after starting year as a linebacker

PERSONAL

- Full Name: Zachary David Stewart
- Born: Jan. 28, 1997
- Son of David and the late Laura Stewart
- Brother of Dylan

2012 - FRESHMAN

- Redshirt season, did not play any games

HIGH SCHOOL

- Played quarterback at Cornersville High School in Lewisburg, Tenn. for his father Ray Stocstill
- As a senior, threw for 1,157 yards on 86-of-155 with eight touchdowns
- Also played baseball at Cornersville

PERSONAL

- Full Name: Charles Joseph Stocstill
- Born October 17, 1993
- Son of Lynn and Ray Stocstill
- Majoring in Management



CAMERON SUTTON

DEFENSIVE BACK

23

JUNIOR • 2L • 6-1 • 190

JONESBORO, GA. • JONESBORO H.S.

HONORS

- 2015 Athlon Sports Preseason SEC All-Conference Fourth Team Specialists
- 2015 Athlon Sports Preseason SEC All-Conference Second Team Defense
- 2015 Sporting News Preseason First Team All-SEC
- 2015 Sporting News Preseason Second Team All-American
- 2015 Phil Steele Preseason Third Team All-SEC
- 2015 Lindy's Sports No. 6 Top Cornerbacks
- 2015 Lindy's Sports Preseason First Team All-SEC
- 2015 Athlon Sports Preseason Second Team All-SEC
- 2014 Phil Steele All-SEC Third Team
- SEC Co-Special Teams Player Of The Week (12/1)

- 2014 Phil Steele Preseason Fourth Team All-SEC
- 2014 Athlon Sports Preseason Fourth Team All-SEC
- 2013 247Sports Freshman All-American Second Team
- 2013 Athlon Sports Freshman All-American Second Team
- 2013 College Football News All-Freshman Second Team Mention
- 2013 Freshman All-SEC Coaches First Team

2014 - SOPHOMORE

- Games/Starts: 13/13
- Started all 13 games in 2014, had 35 tackles including 4.0 TFLs with team-best 14 passes defended
- Tied for second on the team with three interceptions
- Fourth in SEC led in passes defended with 14



- His 14 passes defended are tied for the fifth-most in a season in Tennessee history
- Also had 13 punt returns for 146 yards with a 76-yard return for a touchdown and one kickoff return for 21 yards on the season
- First punt return for a touchdown, for 76 yards, in win at Vanderbilt (11/29), first UT punt return for TD since Cordarrelle Patterson, also at Vanderbilt (11/17/2012); also had two tackles and a pass break-up
- Pair of pass break-ups vs. #19 Missouri (11/22)
- Two passes broken up and two tackles in win over Kentucky (11/15)
- Five tackles and forced fumble vs. #4 Alabama (10/25)
- Two tackles along with four punt returns for 21 yards and a kickoff return for 21 yards at #3 Ole Miss
- 42-yard punt return vs. Chattanooga (10/11); also had a TFL
- Third interception of year vs. Florida (10/4) as part of career-best four passes defended
- Second interception of season at #12/13 Georgia (9/27), along with three tackles in homecoming
- Career-high eight tackles and broke up a pass at #4/3 Oklahoma (9/13)
- Four stops including a TFL vs. Arkansas State (9/6)
- Began 2014 with third-career interception vs. Utah State (8/31), also made four tackles with a TFL

2013 - FRESHMAN

- Starter in all 12 games at cornerback as a true freshman
- Made 39 tackles (sixth on team in tackles)
- Had a team-high nine passes defended, an interception return for touchdown, two fumble recoveries, 4.0 TFLs and a sack
- Three stops and two passes defended at Kentucky (11/30) in season finale
- Six tackles including two TFLs with first-career sack vs. #7 Auburn (11/9); sack was first by a Vols' defensive back since Prentiss Waggner in 2011
- Three tackles at #10 Missouri (11/2)
- Two tackles with a TFL along with a fumble recovery at #1 Alabama (10/26)
- Second career interception and two tackles in win over #11 South Carolina (10/19)
- Four tackles with a pass break-up in debut vs. homestate vs. #6 Georgia (10/5)
- Broke up three passes, posted seven tackles vs. South Alabama (9/28), also had a key 5-yard TFL
- Recovered a fumble and posted two tackles at #19 Florida (9/21)
- Four tackles at #2 Oregon (9/14)
- Became first true freshman to return an interception for a touchdown since Eric Berry (2007 at Florida) on a 36-yard return vs. WKU (9/7), INT started run of NCAA record four consecutive forced turnovers for Vols on four consecutive plays; also had four tackles
- Became first true freshman to start in secondary since Justin Coleman (2011) in season opener vs. Austin Peay (8/31)

HIGH SCHOOL

- Coached by De'Timothy Floyd at Jonesboro High School in Georgia
- Rivals and Scout: 3-star (No. 40 cornerback)
- 247Sports: 3-star (No. 27 athlete, No. 49 prospect in Georgia)
- ESPN: 3-star (No. 46 prospect in Georgia, No. 65 wide receiver)

- Played both cornerback and wide receiver as well as returner and punter on special teams at Jonesboro High School in Georgia
- Racked up 1,396 all-purpose yards as a senior receiver and returner for the Cardinals
- Scored 19 touchdowns as a senior
- Named All-State by the Atlanta Journal Constitution in Class AAAA as a senior
- First-team all-county, all-area as a sophomore, junior and senior
- Named to The Score 44 as one of Georgia's top 44 seniors in 2012
- All-Region second team as a junior
- Named team's 'best newcomer' as a freshman in 2009

PERSONAL

- Full Name: Cameron Amir Sutton
- Born: February 27, 1995
- Son of Nedra and Dalton Sutton
- Majoring in Arts and Sciences

CAREER STATISTICS

Defense	GP/GS	UT	AT	TT	Sack	TFL	FF	FR	PD	Int	High Tk
2013	12/12	34	5	39	1-7	4-10	0	2	9	2-36	7-USA
2014	13/13	31	6	37	0-0	4-8	1	0	16	3-(-1)	8-OU
Totals	25/25	65	11	76	1-7	8-25	1	2	25	5-35	8-OU

Punt Returns	GP/GS	No	Yds	Avg	Per/G	TD	Long	High Yd
2014	13/13	14	158	11.3	12.2	1	76-VU	74-VU

Kick Returns	GP/GS	No	Yds	Avg	Per/G	TD	Long	High Yd
2014	13/13	1	21	21.0	1.8	0	21-Miss	21-Miss

CAREER HIGHS

Tackles	8 at Oklahoma, 9/13/14
Tackles For Loss	2 vs. Auburn, 11/9/13
Sacks	1 vs. Auburn, 11/9/13
Forced Fumble	1 vs. Alabama, 10/25/14
Interceptions	1 five times, last vs. Florida, 10/4/14
Touchdowns (INT)	1 vs. Western Kentucky, 9/7/13
Passes Defended	4 vs. Florida, 10/4/14
Fumble Recovery	1 at Florida, 9/21/13 & at Alabama, 10/26/13
Punt Returns	4 at Ole Miss, 10/18/14
Punt Return Yards	74 at Vanderbilt, 11/29/14
Long Punt Return	76 at Vanderbilt, 11/29/14
Touchdowns (Punt Return)	at Vanderbilt, 11/29/14
Kickoff Returns	1 at Ole Miss, 10/18/14
Kickoff Return Yards	21 at Ole Miss, 10/18/14
Long Kickoff Return	21 at Ole Miss, 10/18/14

SUTTON ON THE CHARTS

Passes Defended - Season			
1.	17	Jonathan Wade	2006
	17	Deon Grant	1999
3.	16	Cameron Sutton	2014
4.	15	Gibril Wilson	2003
	15	Jabari Greer	2002


CAREER GAME-BY-GAME

2013	Opp.	U-A-T, Other	2013	Opp.	U-A-T, Other
Austin Peay	0-0-0		So. Carolina	2-0-2, 1-0 int	
W. Kentucky	4-0-4, 1-36 INT-TD	at Alabama	2-0-2, 1-2 tfl, fr		
at Oregon	3-1-4	at Missouri	3-0-3		
at Florida	2-0-2, fr, pbu	Auburn	5-1-6, 1-7 sk, 2-10 tfl		
So. Alabama	5-2-7, 1-5 tfl, 3 pd	Vanderbilt	1-1-2		
Georgia	4-0-4, pbu	at Kentucky	3-0-3, 2 pd		

CAREER GAME-BY-GAME

2014 Opp.	U-A-T, Other	Punt Ret.	Kickoff Ret.
Utah State	4-0-4, 1-0 int, 1-1 tfl	0-0-0	0-0-0
Ark. State	3-1-4, 1-3 tfl	0-0-0	0-0-0
at Oklahoma	6-2-8, pd	1-3-0, 3	0-0-0
at Georgia	2-1-3, 1-0 int	1-4-0, 4	0-0-0
Florida	1-0-1, 1-(-1)int, 3 pbu, 1-2 tfl	3-6-0, 4	0-0-0
Chattanooga	1-0-1, 1-2 tfl	1-42-0, 42	0-0-0

at Ole Miss	1-1-2	4-21-0, 11	1-21-0, 21
Alabama	5-0-5, ff	1- (-4)-0, -4	0-0-0
at So. Carolina	1-1-2, pd	0-0-0	0-0-0
Kentucky	2-0-2, 2 pbu	0-0-0	0-0-0
Missouri	1-0-1, 2 pbu	0-0-0	0-0-0
at Vanderbilt	2-0-2, pbu	2-74-1, 76	0-0-0
vs. Iowa	2-0-2, 2 qh	1-12-0, 12	0-0-0



DEVAUN SWAFFORD

DEFENSIVE BACK

13

JUNIOR • 2L • 5-11 • 184

KINGSPORT, TENN. • DOBYNS-BENNETT H.S.

2014 - SOPHOMORE

- Games/Starts: 13/0
- Played in all 13 games in 2014, made five tackles
- Earned scholarship from Butch Jones on May 20, 2014

2013 - FRESHMAN

- True freshman walk-on seeing time at nickelback and special teams; played in all 12 games with two starts
- Had an interception for a touchdown and a touchdown on a blocked punt along with 12 tackles, a forced fumble and a pass break-up in debut season
- Just the seventh Vol in history, and first true freshman, with an INT for a TD and special teams TD in the same season and the first since Dale Carter in 1990
- In second-career start, made five tackles at Kentucky (11/30) in season finale
- Career-best six tackles along with forced fumble vs. Vanderbilt (11/23) in most playing time on defense
- Recovered a blocked punt for a 15-yard punt return touchdown to key Vols' late game surge vs. #6 Georgia (10/5); that was UT's first TD on a blocked punt since 2006
- Drew first career start vs. South Alabama (9/28)
- Returned first career interception 62 yards for a touchdown at #19 Florida (9/21); became first Vol with a Pick-6 at Florida since Eric Berry -- also as a true freshman -- in 2007
- One stop and a pass break-up vs. WKU (9/7)
- One of 11 true freshmen to play in opener vs. Austin Peay (8/31), made two tackles

HIGH SCHOOL

- Coached by Graham Clark at Dobyns-Bennett High School in Kingsport, Tenn.
- Rivals and 247Sports: 2-star (No. 54 overall all-purpose back, No. 38 overall prospect in Tennessee)
- Scout: 2-star (No. 176 overall cornerback)
- Four-year letterwinner at Dobyns-Bennett serving for one season as team captain
- Also a member of the track team for four years and the basketball team for three seasons
- Helped his team to three-straight Big 8 conference championships from his sophomore year as well as four straight state playoffs appearances during his time in high school
- Racked up 1,238 rushing yards for 29 touchdowns, 350 receiving yards (four TDs), while also making 25 tackles and recording five interceptions as a senior

- Earned All-State honors as a defensive back and was named the Big 8 Conference Defensive Player of the Year after his senior season.
- Earned a spot in the Tennessee East-West All-Star game where he was tabbed the defensive MVP
- In his junior season tallied 808 rush yards for 12 TDs, and 385 receiving yards (six TDs) while garnering 30 tackles and two interceptions on defense.
- Finished his career at Dobyns-Bennett with over 2,700 rush yards, nearly 1,000 receiving yards and 64 touchdowns

PERSONAL

- Full Name: Devaun Shawntel Swafford
- Born: October 5, 1994
- Son of Olivia and Edward Swafford
- Majoring in Kinesiology

CAREER STATISTICS

Defense	GP/GS	UT	AT	TT	Sack	TFL	FF	FR	PD	Int	High Tk
2013	12/2	11	6	17	0-0	0-0	1	0	1	1-62	6-VU
2014	13/0	4	1	5	0-0	0-0	0	0	0	0-0	--
Totals	25/2	15	7	22	0-0	0-0	1	0	1	1-62	6-VU

CAREER HIGHS

Tackles	6 vs. Vanderbilt, 11/23/13
Interceptions	1 at Florida, 9/21/13
Touchdowns	1 at Florida, 9/21/13 & vs. Georgia, 10/5/13
Forced Fumble	1 vs. Vanderbilt, 11/23/13

CAREER GAME-BY-GAME

2013 Opp.	U-A-T, Other	2014 Opp.	U-A-T, Other
Austin Peay	1-1-2	Utah State	0-0-0
W. Kentucky	1-0-1, pd	Ark. State	1-0-1
at Oregon	1-0-1	at Oklahoma	0-0-0
at Florida	0-0-0, 1-62 int-TD	at Georgia	0-0-0
So. Alabama	1-0-1	Florida	0-0-0
Georgia	0-0-0, 1-15 PR-TD	Chattanooga	0-1-1
So. Carolina	0-0-0	at Ole Miss	0-0-0
at Alabama	0-0-0	Alabama	0-0-0
at Missouri	0-1-1	at So. Carolina	1-0-1
Auburn	0-0-0	Kentucky	0-0-0
Vanderbilt	4-2-6, ff	Missouri	0-0-0
at Kentucky	3-2-5	at Vanderbilt	0-0-0
		vs. Iowa	1-0-1



DARRELL TAYLOR

DEFENSIVE LINE

19

FRESHMAN • HS • 6-4 • 228
WAVERLY, VA. • HOPEWELL H.S.

HIGH SCHOOL

- Lettered at Hopewell High School in Hopewell, Va., for coach Ricky Irby
- 247 Sports: 4-star (No. 13 weaskide defensive end, No. 11 prospect in Virginia)
- ESPN: 4-star (No. 35 athlete, No. 11 prospect in Virginia)
- Rivals: 4-star (No. 12 weaskide defensive end, No. 13 prospect in Virginia)
- Scout: 4-star (No. 22 defensive end, No. 3 defensive end in Virginia)
- Played in Semper Fidelis All-American Bowl in 2014
- Earned second team all-state honors as a defensive end as a senior in 2014
- Member of All-Region 3A East First Team in 2014
- Played on both sides of the ball as a defensive end and wide receiver
- Recorded 60 tackles including 19.0 tackles for loss and 11

sacks as a senior in 2014

- Had 29 receptions for 356 yards with five receiving touchdowns as a senior
- Also blocked two field goals, forced three fumbles and defended six passes
- As a junior in 2013 posted 49 tackles, 15.5 tackles for a loss and nine sacks
- Also played basketball for three seasons averaging nearly 10.0 points per game

PERSONAL

- Full Name: Darrell Lamond Taylor
- Born: March 24, 1997
- Son of Nakia Rosario and Darrell Taylor Sr.
- Brother of Rhianna, Yasmine and Jeremiah



COLEMAN THOMAS

OFFENSIVE LINE

55

SOPHOMORE • 1L • 6-6 • 328
MAX MEADOWS, VA. • FORT CHISWELL H.S.

CAREER HONORS

- 2014 Campus Insiders Honorable Mention Freshman All-American

2014 - FRESHMAN

- Games/Starts: 11/5
- Played 11 total games including first seven games in 2014, starting five at right tackle
- Returned to action vs. Kentucky (11/15) after sitting out games vs. #4 Alabama (10/25) and at South Carolina (11/1) with an ankle injury
- True freshman moved into starting lineup at right tackle at Oklahoma (9/13)
- Drew first start at right tackle at #4/3 Oklahoma (9/13)
- One of 21 true freshmen to debut vs. Utah State (8/31)
- Had black stripe removed on Aug. 23 at Neyland Stadium

- Played on both sides of the ball, earning Region 1A West Defensive Player of the Year as a senior
- Earned Offensive and Defensive Lineman of the Year honors in Region 1A as a senior
- First Team All-Region on both offense and defense as a senior in 2013
- Named First Team All-Timesland offensive lineman after junior year in 2012
- Named All-Southwest Virginia Honorable Mention center as a sophomore in 2011
- Earned Second Team All-Region as a linebacker in 2011 after sophomore season and Honorable Mention All-Region as a center that season
- Starred on the basketball court, earning First Team All-County as a junior in 2013
- Also pitched for the Fort Chiswell baseball team

HIGH SCHOOL

- Played at Fort Chiswell High School in Max Meadows, Va., for coach Stephen James
- 247Sports: 3-star (No. 8 center, No. 23 prospect in Virginia)
- ESPN: 3-star (No. 10 center, No. 29 prospect in Virginia)
- Rivals: 3-star (No. 9 center, No. 14 prospect in Virginia)
- Scout: 3-star (No. 5 center)
- Helped Pioneers to 12-2 record and playoff berth in 2013 as a senior

PERSONAL

- Full Name: James Coleman Thomas
- Born: March 6, 1996
- Son of Richie and Kyle Thomas
- Majoring in Arts and Sciences



LASZLO TOSER

PLACEKICKER

43

FRESHMAN • HS • 5-9 • 185
OLTEWAH, TENN. • OLTEWAH H.S.

HIGH SCHOOL

- Lettered at Ooltewah High School in Ooltewah, Tenn., for coach Mac Bryan
- 2014 TSSAA Kicker of the Year at Tennessee Titans Mr. Football Awards
- Honored as 5A District and Regional Kicker and Punter of the Year
- Ranked No. 1 kicker in the state of Tennessee by Kohl's Kicking
- Kohl's All-American in 2014
- Class 5A All-State selection as a senior in 2014
- In 2014, made 15-of-20 field goals and 53-of-54 PATs as a senior

- Kicked 72 of 79 kickoffs for touchbacks
- Helped Owls to perfect 10-0 record in 2014 regular-season as a senior
- As a junior in 2013, made 3-of-5 field goals and 48-of-50 PATs

PERSONAL

- Full Name: Laszlo S. Toser
- Name pronounced: las-LO TOE-ser
- Born: Jan. 25, 1997
- Son of Sonya and Laszlo Toser



TOMMY TOWNSEND

PUNTER

27

FRESHMAN • HS • 6-1 • 168
ORLANDO, FLA. • BOONE H.S.

HIGH SCHOOL

- Lettered at Boone High School in Orlando, Fla., for coach Andy Johnson
- 247 Sports: 3-star (No. 12 punter)
- ESPN: 3-star (No. 6 kicker)
- Rivals: 3-star (No. 4 kicker)
- Scout: 3-star
- Starred as a punter and also played safety for the Braves
- Played in 2015 U.S. Army All-American Game in San Antonio
- Rated No. 1 punter by Chris Sailer Kicking
- Rated the No. 3 punter by KohlsKicking in 2015
- In 2014 as a senior, averaged 43.0 yards per punt

- As a junior, averaged 39.0 yards per punt
- Also played baseball for the Braves

PERSONAL

- Full Name: Thomas G. Townsend
- Born: Nov. 12, 1996
- Son of Susan and Clay Townsend
- Brother of Clay Jr., and Johnny
- Brother Johnny punts at Florida and was named to the SEC All-Freshman Team in 2013
- Both of his grandfathers fought in World War II



SHY TUTTLE

DEFENSIVE LINE

2

FRESHMAN • HS • 6-3 • 315
MIDWAY, N.C. • NORTH DAVIDSON H.S.

CAREER HONORS

- 2015 Lindy's Sports No. 5 Impact True Freshman

HIGH SCHOOL

- Lettered at North Davidson High School in Winston-Salem, N.C., for coach Mark Holcomb
- 247 Sports: 5-star (No. 24 overall prospect, No. 5 defensive tackle, No. 1 prospect in North Carolina)
- ESPN: 4-star (No. 41 overall prospect, No. 6 defensive tackle, No. 1 prospect in North Carolina)

- Rivals: 4-star (No. 55 overall prospect, No. 7 defensive tackle, No. 2 prospect in North Carolina)
- Scout: 4-star (No. 83 overall prospect, No. 9 defensive tackle, No. 1 defensive tackle in North Carolina)
- Played in 2015 Under Armour All-American Game
- Selected to 2014 Shrine Bowl
- Member of ESPN 300
- Honored as 2014 MaxPreps Second Team All-American
- Four-year starter and three-time All-Northwest selection



- In four years with the Knights, had 315 tackles, 66 tackles for loss and 35 sacks
- Three-time CPC pick
- Acclaimed as one of the 'most highly-recruited players' out of Northwest North Carolina by Journal Now
- Posted 67 tackles with 17 tackles for a loss with five sacks and four forced fumbles as a senior in 2014
- Helped Knights to an 11-2 record as a senior
- As a junior in 2013, had 77 tackles, nine TFLs and three sacks
- Named a Sophomore All-American by MaxPreps in 2012



COREY VEREEN

DEFENSIVE LINE

50

JUNIOR • 2L • 6-2 • 253

WINTER GARDEN, FLA. • WEST ORANGE H.S.

HONORS

- 2013 SEC Academic Honor Roll

2014 - SOPHOMORE

- Games/Starts: 13/11
- Starting left defensive end in second year with Vols, playing in all 13 games with 11 starts
- Had 24 tackles with 4.0 TFLs, 1.5 sacks, a forced fumble and three quarterback hurries in 10 starts
- Three tackles at South Carolina (11/1)
- Three tackles with a forced fumble vs. #4 Alabama (10/25)
- Best game of career with highs of six tackles, 2.5 TFLs and 1.5 sacks at #3 Ole Miss (10/18)
- Three tackles with 0.5 TFL at #12/13 Georgia (9/27)
- Four tackles, including a TFL at #4/3 Oklahoma (9/13)
- One stop and two quarterback hurries vs. Arkansas State (9/5)
- Drew first-career start at left end and made one tackle vs. Utah State (8/31)

2013 - FRESHMAN

- Games/Starts: 9/0
- Played in nine games after returning from knee injury suffered early in training camp
- Made 13 tackles including a sack for seven yards, a TFL and two quarterback hurries
- Four tackles vs. #7 Auburn (11/9)
- Notched three tackles in back-to-back games at #1 Alabama (10/26) and at #10 Missouri (11/2)
- Posted first career sack, tackle for loss and tackle on a 7-yard loss vs. #6 Georgia (10/5)
- Made college debut at Florida (9/21)

HIGH SCHOOL

- Played at West Orange High School in Winter Garden, Fla., for coach Chip Petree
- Rivals: 3-star (No. 61 overall player in the state of Florida)
- Scout: 3-star (No. 65 LB prospect)
- ESPN: 4-star (No. 21 overall linebacker)
- Recorded 31 sacks over his final two seasons at West Orange High School
- Was named to the Orlando Sun Sentinel's 2011 All-Central Florida Defensive Team after making 59 tackles, including 14 for a loss, and setting a school-record with 16 sacks during his junior season

- Had 97 tackles, 26 tackles for a loss and 18 sacks as a sophomore
- Began prep career with 74 tackles, 14 tackles for loss and nine sacks as a freshman in 2011
- Also played basketball and competed in track and field with the Knights

PERSONAL

- Full Name: Shyheim Devonte Tuttle
- Born: Oct. 20, 1995 in Midway, N.C.
- Son of Consuelo Tuttle

- Added 15 more sacks as a senior
- Ranked No. 3 in the Orlando Sun Sentinel's Central Florida Super60
- Played in the Central Florida All-Star Game and FACA North-South All-Star Game

PERSONAL

- Full Name: Corey Allen Vereen
- Born: June 15, 1995
- Son of Sharon and Danny Vereen
- Brother of Danny, Brandon and Chris
- Majoring in Computer Science

CAREER STATISTICS

Defense	GP	GS	UT	AT	TT	Sack	TFL	FF	FR	QH	Int	High Tk
2013	9/0	9	4	13	1-7	1-7	0	0	2	0-0	4-AU	
2014	13/11	15	9	24	1.5-11	4-15	0	1	3	0-0	6-Miss	
Totals	22/11	24	13	37	2.5-18	5-22	0	1	5	0-0	6-Miss	

CAREER HIGHS

Tackles	6 at Ole Miss, 10/19/14
Tackles For Loss	2.5 at Ole Miss, 10/19/14
Sacks	1.5 at Ole Miss, 10/19/14
Quarterback Hurries	2 vs. Arkansas State, 9/6/14

CAREER GAME-BY-GAME

2013	Opp.	U-A-T, Other	2014	Opp.	U-A-T, Other
Austin Peay	DNP-INJ		Utah State	1-0-1	
W. Kentucky	DNP-INJ		Ark. State	1-0-1, 2qh	
at Oregon	DNP-INJ		at Oklahoma	2-2-4, 1-2 tfl	
at Florida	0-0-0		at Georgia	1-2-3, 0.5-1 tfl	
So. Alabama	0-0-0, qh		Florida	1-0-1	
Georgia	1-0-1, 1-7 sk, 1-7 tfl, qh		Chattanooga	0-0-0	
So. Carolina	1-0-1		at Ole Miss	4-2-6, 1.5-11 sk, 2.5-12 tfl	
at Alabama	2-1-3		Alabama	1-2-3, fr	
at Missouri	1-2-3, pbu at		So. Carolina	2-1-3, qh	
Auburn	3-1-4		Kentucky	0-0-0	
Vanderbilt	0-0-0		Missouri	1-0-1	
at Kentucky	1-0-1		at Vanderbilt	1-0-1	
			vs. Iowa	0-0-0	



KENDAL VICKERS

DEFENSIVE LINE

39

R-SOPHOMORE • 1L • 6-3 • 262
HAVELOCK, N.C. • HAVELOCK H.S.

2014 - R-FRESHMAN

- Games/Starts: 5/0
- Saw action in five games, Chattanooga (10/11), Kentucky (11/15), #19 Missouri (11/22), at Vanderbilt (11/29) and vs. Iowa in the TaxSlayer Bowl (1/2)

2013 - FRESHMAN

- Redshirt season, did not play in any games

HIGH SCHOOL

- Played at Havelock High School in North Carolina for coach Jim Bryant
- Rivals: 3-star
- 247Sports Composite: 3-star (No. 84 Weak-Side Defensive End and No. 52 best player from N. Carolina)
- Scout: 3-star (No. 195 DE prospect)

- ESPN: 2-star (No. 123 overall defensive end, No. 60 best player from North Carolina)
- Three-year letterwinner and 2012 captain at Havelock High School helping his team to back-to-back 3-A State Championship titles in his junior (16-0) and senior (15-1) seasons
- Named All-State in his senior season, All-Conference in his junior and senior seasons and All-Area in each of his varsity seasons
- Named a NCHSAA AAA Scholar-Athlete during his senior season

PERSONAL

- Full Name: Kendal Bryant Vickers
- Born: May 23, 1995
- Son of Cynthia and Lloyd Vickers
- Majoring in Communication Studies



CHRIS WEATHERD

LINEBACKER

42

SENIOR • 1L • 6-4 • 225
CARROLLTON, TEXAS • CREEKVIEW H.S. • TRINITY VALLEY C.C.

2014 - JUNIOR

- Games/Starts: 13/1
- Played in 13 games, starting one, with 12 tackles including 3.0 TFLs and 2.5 sacks
- Four tackles with a half-sack in win over Kentucky (11/15)
- Second sack came vs. Chattanooga (10/11) for five yards
- Posted first sack vs. Florida (10/4) for 10 yards
- In first start with Vols, had two tackles and a pass break-up vs. Arkansas State (9/6)
- One of 32 to debut vs. Utah State (8/31), made a tackle

AT TRINITY VALLEY C.C.

- Played two seasons at Trinity Valley Community College in Athens, Texas for coach Brad Smiley
- Helped Cardinals to Southwest Junior College Football Conference Championship in 2013
- Won the C.H.A.M.P.S. Heart of Texas Bowl with 72-23 victory
- Posted 24 tackles, 4.0 TFLs and two sacks in 2013
- Played in eight games in 2012 and had one interception

HIGH SCHOOL

- Lettered at Creekview High School in Carrollton, Texas for coach Jay Cline
- Made 30 tackles as a senior in 2011, including five sacks, five passes defended and six quarterback hurries
- Also played wide receiver and had two catches, including a touchdown
- Played basketball and averaged 6.9 points and 7.0 rebounds as a senior

PERSONAL

- Full name: Christopher Cordale Weatherd
- Born on August 1, 1994
- Son of Tina Washington
- Majoring in Agricultural Leadership

CAREER STATISTICS

Defense	GP/GS	UT	AT	TT	Sack	TFL	FF	FR	QH	Int	High Tk
2014	13/1	8	3	12	2.5-17	3.0-20	0	0	1	0-0	4-UK

CAREER HIGHS

Tackles	4 vs. Kentucky, 11/15/14
Tackles For Loss	1 vs. Florida, 10/4/14 & vs. Chattanooga, 10/11/14
Sacks	1 vs. Florida, 10/4/14 & vs. Chattanooga, 10/11/14

CAREER GAME-BY-GAME

2014	Opp.	U-A-T, Other	2014	Opp.	U-A-T, Other
Utah State	0-1-1, 0.5-3	Alabama	1-0-1		
Ark. State	2-0-2, pbu	at So. Carolina	0-0-0		
at Oklahoma	0-0-0	Kentucky	2-2-4, 0.5-2 sk, 0.5-2 tfl		
at Georgia	0-0-0	Missouri	0-0-0		
Florida	1-0-1, 1-10 sk, 1-10 tfl	at Vanderbilt	1-0-1, qh		
Chattanooga	1-0-1, 1-5 sk, 1-5 tf	vs. Iowa	0-1-1		
at Ole Miss	0-0-0				



DYLAN WIESMAN

OFFENSIVE LINE

71

JUNIOR • 2L • 6-3 • 303

CINCINNATI, OHIO • COLERAIN H.S.

CAREER HONORS

- 2014 SEC Academic Honor Roll

2014 - SOPHOMORE

- Games/Starts: 13/2
- Saw late action in 2015 TaxSlayer Bowl win over Iowa (1/2)
- Drew first college start in place of Mack Crowder vs. #19 Missouri (11/22) at center

2013 - FRESHMAN

- Games/Starts: 10/0
- Spent freshman season as the Vols' backup right guard
- Played in 10 games as a true freshman
- Made college debut vs. Western Kentucky (9/7)

HIGH SCHOOL


- Coached by Tom Bolden at Colerain High School in Cincinnati, Ohio
- Rivals: 3-star (No. 36 offensive guard, No. 47 prospect in Ohio)
- 247Sports: 3-star (No. 42 prospect in Ohio, No. 70 offensive

tackle)

- ESPN: 2-star (No. 37 prospect in Ohio, No. 46 offensive guard)
- Scout: 3-star (No. 73 offensive guard)
- Named Associated Press Division I first-team as a senior
- A three-year starter for the Cardinals helping his team to three straight Greater Miami (Ohio) Conference titles
- Compiled a 33-4 overall record and a perfect 21-0 conference record in his three years
- Helped Colerain High School of Cincinnati to a 12-1 record and perfect 7-0 mark in conference play
- First-team all-district and first-team all-Greater Miami Conference as a junior and senior

PERSONAL

- Full Name: Dylan Paul Wiesman
- Born: March 21, 1995
- Son of Sharon and Paul Wiesman
- Majoring in Kinesiology



OWEN WILLIAMS

DEFENSIVE LINE

58

R-SENIOR • 1L • 6-2 • 288

MACON, GA. • WESTSIDE H.S. • BUTLER C.C. (KANSAS)

2014 - R-JUNIOR

- Games/Starts: 12/0
- Backup nose tackle to Danny O'Brien in first season with Vols after transferring in from Butler C.C. in Kansas
- Named Tim Tebow's Freak Of The Week on SEC Nation, when the show aired from Knoxville on Nov. 22
- Played in 12 games in 2014, making 21 tackles with two sacks for 12 yards
- Made four tackles vs. #4 Alabama (10/25)
- Sat out game vs. Chattanooga (10/11) after undergoing right thumb surgery on Oct. 6, returned in limited action at #3 Ole Miss (10/18)
- Made three tackles both at #12/13 Georgia (9/27) and at #4/3 Oklahoma (9/13)
- Breakout games with five tackles including two sacks for 12 yards vs. Arkansas State (9/6)
- One of 32 to make Tennessee debut vs. Utah State (8/31)

AT BUTLER C.C.

- Two-year starter at Butler Community College in El Dorado, Kansas for coach Troy Morrell
- 247Sports: 3-star (No. 17 defensive tackle, No. 18 prospect in Kansas)
- ESPN: 3-star (No. 40 overall prospect, No. 12 defensive tackle)

- Rivals: 3-star
- Scout: 2-star
- Second Team NJCAA All-American in 2013
- Kansas Jayhawk Community College Conference Defensive Player of the Year
- 2013 KJCCC First Team All-Conference
- Helped Grizzlies to 2013 Graphic Edge Bowl, making nine tackles in the game
- Led conference in sacks with 7.0 for 50 yards, as part of team-best 15.5 TFLs in 2013
- Piled up 48 tackles and forced a fumble in 2013
- Helped Grizzlies to 2012 KJCCC regular-season and play-off championships
- Racked up 49 tackles, 12.5 tackles for loss and 3.5 sacks in 2012
- Also forced two fumbles and recovered one in 2012

HIGH SCHOOL

- Lettered at Westside High School in Macon Ga., for coach Shedrick Risper
- All-State by the Georgia Sports Writers Associated in Class AAAA as a junior totaling 86 tackles and 15 sacks
- First Team All-Region 2-AAA, First Team All-Bibb County and Second Team All-Middle as a senior

- Georgia Macon Touchdown Club Lineman of the Week for Oct. 8, 2010 after posting 15 tackles and three sacks in a win
- Played in GACA North-South All-Star Football Classic
- Seminoles compiled a 31-6 record in his three varsity seasons
- Originally signed with Georgia Southern in 2011

CAREER STATISTICS

Defense	GP	GS	UT	AT	TT	Sack	TFL	FF	FR	PD	Int	High Tk
2014	12	0	11	10	21	2-12	2-12	0	0	2	0-0	5-ASU

CAREER HIGHS

Tackles	5 vs. Arkansas State, 9/6/14
Tackles For Loss	2 vs. Arkansas State, 9/6/14
Sacks	2 vs. Arkansas State, 9/6/14

PERSONAL

- Full Name: Owen Vidal Williams III
- Born: September 29, 1991
- Son of Shawn and Owen Williams Jr. and Demetrice and Curtis Mathews
- Majoring in Agricultural Leadership

CAREER GAME-BY-GAME

2014	Opp.	U-A-T, Other	2014	Opp.	U-A-T, Other
Utah State		0-0-0	at Ole Miss		0-0-0
Ark. State		3-2-5, 2-12 sk, 2-12 tff, pbu	Alabama		2-2-4
at Oklahoma		1-2-3	at So. Carolina		1-0-1
at Georgia		0-3-3	Kentucky		0-0-0
Florida		1-0-1	Missouri		2-0-2, pbu
Chattanooga		DND-INJ	at Vanderbilt		1-0-1
			vs. Iowa		0-1-1



PRESTON WILLIAMS

WIDE RECEIVER

7

FRESHMAN • HS • 6-4 • 180
HAMPTON, GA. • LOVEJOY H.S.

HIGH SCHOOL

- Lettered at Lovejoy High School in Lovejoy, Ga., for coach Edgar Carson
- 247 Sports: 5-star (No. 29 overall prospect, No. 3 wide receiver, No. 4 prospect in Georgia)
- ESPN: 4-star (No. 38 overall prospect, No. 5 wide receiver, No. 6 prospect in Georgia)
- Rivals: 4-star (No. 19 wide receiver, No. 11 prospect in Georgia)
- Scout: 5-star (No. 15 overall prospect, No. 1 wide receiver, No. 1 wide receiver in Georgia)
- Played in 2015 Under Armour All-Star Game
- Participated in The Opening
- Member of ESPN 300
- Named to Georgia Sports Writers Association All-State First Team as a senior in 2014
- Member of Class A first team as a junior and senior
- Starred as a receiver, returner and in the secondary
- Recorded 43 receptions for 916 yards and 13 touchdowns as a senior despite missing a portion of the year with a knee injury
- Led Wildcats to Region 2 AAAAAA Championship Game in 2014
- MaxPreps Junior All-American in 2013

- Named Class 6A Offensive Player of the Year as a junior in 2013
- First team all-state as a junior by the Associated Press and Atlanta Journal-Constitution in 2013
- Posted 56 receptions for 1,402 receiving yards and 14 touchdowns as a junior in 2013
- Also had three punt returns for touchdowns and two interception returns for scores as a junior
- Competed in track and field for the Wildcats
- 2013 Georgia state long-jump champion with a leap of 24-feet, 2 1/2 inches
- Finished as state runner-up in the triple jump as a junior

PERSONAL

- Full Name: Preston Terrance Williams
- Born: March 27, 1997
- Son of Terri Williams



ELI WOLF

TIGHT END

80

FRESHMAN • HS • 6-4 • 205
MINSTER, OHIO • MINSTER H.S.

HIGH SCHOOL

- Lettered at Minster High School in Minster, Ohio for coach Geron Stokes
- Rivals: 2-star
- Scout: 2-star
- Set Minster record for career receptions (124), receiving yards (2,234) and receiving touchdowns (27) over three varsity seasons (2012-14)
- Holds every Minster receiving record for a career, season and game
- 2014 MAC All-Ohio First Team Offensive End
- Had school-record 74 receptions and school-record 1,319 receiving yards as a senior in 2014
- Helped Wildcats to 2014 Ohio State Division VI Championship
- Caught nine passes, including three touchdowns, for 145 yards in state title game

- Honored as Division VI All-Ohio Special Mention as a junior in 2013
- Posted 43 catches for 907 yards as a junior in 2013
- Holds top three records for receptions in a game with 10 and nine
- Set school record for receiving yards in a game with 250 on school-mark of 10 catches vs. Anna in 2013

PERSONAL

- Full Name: Elijah Wolf
- Born: March 11, 1997
- Son of Shelly and James Wolf
- Brother of Ethan, a sophomore tight end with the Vols



ETHAN WOLF

TIGHT END

82

SOPHOMORE • 1L • 6-5 • 240
MINSTER, OHIO • MINSTER H.S.

2014 - FRESHMAN

- Games/Starts: 12/11
- Became first true freshman to start season opener at tight end in Tennessee history
- Started first eight games he played, seeing action in 12 games overall with 11 total starts
- Made 23 catches for 212 yards
- Had a catch in first nine games he played in 2014
- Two receptions for 39 yards in win over Kentucky (11/15)
- Two catches for 14 yards at South Carolina (11/1)
- Five catches for 69 yards at #12/13 Georgia (9/27)
- Did not play at #4/3 Oklahoma (9/13) due to ankle injury
- Started in first college game vs. Utah State (8/31) and made three catches for 28 yards
- One of four Vols to have first black stripes removed in '14 (Derek Barnett, Jalen Hurd, Emmanuel Moseley) on Aug. 10

HIGH SCHOOL

- Played at Minster High School in Ohio for coach Geron Stokes
- 247Sports: 3-star (No. 13 tight end, No. 16 prospect in Ohio)
- ESPN: 3-star (No. 15 tight end, No. 24 prospect in Ohio)
- Rivals: 3-star (No. 20 tight end, No. 25 prospect in Ohio)
- Scout: 4-star (No. 5 tight end)
- Named Associated Press Second Team All-Ohio as a senior and junior
- Earned First Team All-Midwest Athletic Conference honors in 2012 and 2013

- Named to the Division IV First Team All-District team in his junior and senior years
- As a senior, hauled in 41 receptions for 475 yards with five receiving touchdowns

PERSONAL

- Full Name: Ethan James Wolf
- Born: November 7, 1995
- Brother of Eli, a freshman tight end
- Son of Shelly and James Wolf
- Majoring in Arts and Sciences

CAREER STATISTICS

Receiving	GP/GS	No	Yds	Avg	Per/G	TD	Long	High Yd
2014	12/11	23	212	9.2	17.1	0	24-UGa	69-UGa

CAREER HIGHS

Receptions	5 vs. Arkansas State, 9/6/14 & at Georgia, 9/27/14
Receiving Yards	69 at Georgia, 9/27/14

CAREER GAME-BY-GAME

2014 Opp.	Rec-Yards-TD, Lg	2014 Opp.	Rec-Yards-TD, Lg
Utah State	3-26-0, 12	at Ole Miss	1-6-0, 6
Ark. State	5-20-0, 8	Alabama	1-10-0, 10
at Oklahoma	DNP-INJ	at S. Carolina	2-14-0, 13
at Georgia	5-69-0, 24	Kentucky	2-39-0, 25
Florida	1-3-0, 3	Missouri	0-0-0
Chattanooga	1-16-0, 16	at Vanderbilt	0-0-0
		vs. Iowa	2-9-0, 5



JOE YOUNG

RUNNING BACK

21

FRESHMAN • HS • 6-0 • 194

WINNSBORO, S.C. • FAIRFIELD CENTRAL H.S.

HIGH SCHOOL

- Lettered at Fairfield Central High School in Winnsboro, S.C., for coach Demetrius David
- 247 Sports: 3-star (No. 175 running back, No. 37 prospect in South Carolina)
- Rivals: 2-star
- Scout: 3-star (No. 98 running back, No. 35 prospect in South Carolina, No. 3 running back in South Carolina)
- Racked up 1,603 yards, including 24 touchdowns as a senior
- Tallied 779 yards as a junior, along with 16 touchdowns

PERSONAL

- Full Name: Joseph Norman Young
- Son of Henrietta Boulware
- Brother of Brittany Boulware





2014
REVIEW

TENNESSEE VOLUNTEERS (7-6, 3-5 SEC)

2014 SEASON REVIEW



THE BASICS

Record: 7-6 (3-5 SEC)

VOLUNTEER STAT LEADERS

RUSHING	Jalen Hurd - 190-899, 5 TD, 69.2 ypg
PASSING	Justin Worley - 112-177, 1579 yds., 12 TD/8 INT, 225.6 ypg
RECEIVING	Alton Howard - 54-618, 1 TD, 47.5 ypg
DEFENSIVE	Jalen Reeves-Maybin - 101 tkls, 11.0 TFL, 2-10 Sacks

Tennessee won its first bowl game since the 2008 Outback Bowl as the Vols dominated Iowa, 45-28, in the 70th TaxSlayer Bowl on Jan. 2, 2015 at EverBank Field in Jacksonville. The victory gave the Vols their first winning season since 2009 as Tennessee closed the campaign with a 7-6 record in Butch Jones' second season on Rocky Top.

The win came in Tennessee's 50th bowl game, fourth-most of any program in college football history as the Vols are now 26-24 overall in postseason. The 26 wins are the sixth-most of any program all-time.

Tennessee scored its most points in a bowl since beat-

ing Michigan 45-17 in the 2002 Citrus Bowl. The 45 points are the second-most in a bowl in Tennessee history. The six touchdowns scored by the Vols ties the school record for most touchdowns in a bowl game, previously set on three occasions at the 1994 Gator Bowl, 1997 Citrus Bowl and the 2002 Citrus Bowl.

After a stellar performance, Joshua Dobbs was named the TaxSlayer Bowl MVP. With two rushing touchdowns, Dobbs became the first Tennessee quarterback to record multiple rushing touchdowns since Casey Clausen did so with two in the 2002 Citrus Bowl.

2014 SCHEDULE & RESULTS

DATE	OPPONENT	SITE	TV	RESULT	NOTES
Aug. 31	 UTAH STATE (10-4) Aggies	Knoxville Neyland Stadium	SECN	W, 38-7	Vols win 20th consecutive home opener; Worley career-highs: 28 comp, 37 att, 3 TDs
Sept. 6	 ARKANSAS ST (7-6) Red Wolves	Knoxville Neyland Stadium	SECN	W, 34-19	Worley started 9-for-9 and earned first rushing TD; Marquez North had 2 TDs
Sept. 13	 at #4/3 Oklahoma (8-5) Sooners	Norman, Okla. Oklahoma Stadium	ABC	L, 34-10	First-ever game in Oklahoma for Vols; A.J. Johnson earned double-digit tackles
Sept. 27	 at #12/13 Georgia* (10-3) Bulldogs	Athens, Ga. Sanford Stadium	ESPN	L, 35-32	Vols started with a 10-0 lead; three different receivers scored for the Vols
Oct. 4	 FLORIDA* (7-5) Gators	Knoxville Neyland Stadium	SECN	L, 10-9	UF won its 10th consecutive game against UT; Johnson/Randolph 13 tkls
Oct. 11	 CHATTANOOGA (10-4) Mocs	Knoxville Neyland Stadium	SECN	W, 45-10	Worley was responsible for 5 TDs including 2 rushing TDs; A.J. Johnson 9 tkls
Oct. 18	 at #3 Ole Miss* (9-4) Rebels	Oxford, Miss. Vaught-Hemingway Stadium	ESPN	L, 34-3	A.J. Johnson reached 400 career tackles; Johnson No. 1 in assisted tackles for UT
Oct. 25	 #4 ALABAMA* (11-1) Crimson Tide	Knoxville Neyland Stadium	ESPN2	L, 34-20	Joshua Dobbs came in 19-for-32 for 192 yards and 2 TDs; rushed for 75 yards
Nov. 1	 at S. Carolina* (7-6) Gamecocks	Columbia, S.C. Williams-Brice Stadium	SECN	W, 45-42 OT	Vols win in OT with an Aaron Medley FG; Dobbs: 467 yds, 5 TD, 301 pass/166 rush
Nov. 15	 KENTUCKY* (5-7) Wildcats	Knoxville Neyland Stadium	SECN	W, 50-16	Dobbs: 297 pass yards, 3 pass TD & 1 rush TD; Randolph: Pick-6
Nov. 22	 #19/20 MISSOURI* (11-3) Tigers	Knoxville Neyland Stadium	ESPN	L, 29-21	Dobbs: 195 pass yards; Patrick Ashford completed a fake FG TD to Alex Ellis
Nov. 29	 at Vanderbilt* (3-9) Commodores	Nashville, Tenn. Vanderbilt Stadium	SECN	W, 24-17	Vols clinch bowl eligibility; Dobbs rushes for two touchdowns
Jan. 2	 vs. Iowa (7-6) Hawkeyes	Jacksonville, Fla. EverBank Field	ESPN	W, 45-28	UT wins first bowl game since '08; Hurd, Dobbs two rushing TDs each



2014 STATISTICS

TEAM STATISTICS

	UT	OPP
SCORING	376	315
Points Per Game	28.9	24.2
Points Off Turnovers	218	127
FIRST DOWNS	277	244
Rushing	118	120
Passing	139	110
Penalty	20	14
RUSHING YARDAGE	1903	2189
Yards gained rushing	2344	2558
Yards lost rushing	441	369
Rushing Attempts	524	515
Average Per Rush	3.6	4.3
Average Per Game	146.4	168.4
TDs Rushing	20	23
PASSING YARDAGE	2914	2551
Comp-Att-Int	281-453-14	201-377-16
Average Per Pass	6.4	6.8
Average Per Catch	10.4	12.7
Average Per Game	224.2	196.2
TDs Passing	23	16
TOTAL OFFENSE	4817	4740
Total Plays	977	892
Average Per Play	4.9	5.3
Average Per Game	370.5	364.6
KICK RETURNS: #-Yards	36-817	54-1016
PUNT RETURNS: #-Yards	22-213	22-71
INT RETURNS: #-Yards	16-157	14-163
KICK RETURN AVERAGE	22.7	18.8
PUNT RETURN AVERAGE	9.7	3.2
INT RETURN AVERAGE	9.8	11.6
FUMBLES-LOST	18-8	19-8
PENALTIES-Yards	54-444	78-620
Average Per Game	34.2	47.7
PUNTS-Yards	80-3378	84-3454
Average Per Punt	42.2	41.1
Net punt average	38.6	38.1
KICKOFFS-Yards	73-4395	63-3716
Average Per Kick	60.2	59.0
Net kick average	40.5	37.7
TIME OF POSSESSION/Game	30:14	29:46
3RD-DOWN Conversions	81/208	65/189
3rd-Down Pct	39%	34%
4TH-DOWN Conversions	7/12	6/15
4th-Down Pct	58%	40%
SACKS BY-Yards	35-188	43-305
MISC YARDS	0	0
TOUCHDOWNS SCORED	45	41
FIELD GOALS-ATTEMPTS	20-26	11-17
ON-SIDE KICKS	0-3	0-1
RED-ZONE SCORES	(50-54) 93%	(32-34) 94%
RED-ZONE TOUCHDOWNS	(33-54) 61%	(23-34) 68%
PAT-ATTEMPTS	(42-43) 98%	(36-40) 90%
ATTENDANCE	698276	362690
Games/Avg Per Game	7/99754	5/72538
Neutral Site	Games	1/56310

SCORE BY QUARTERS

	1st	2nd	3rd	4th	OT	Total
Tennessee	96	128	75	74	3	376
Opponents	63	91	51	110	0	315

RUSHING

Name	GP	Att	Gain	Loss	Net	Avg	TD	Lng	Avg/G
Jalen Hurd	13	190	938	39	899	4.7	5	43	69.2
Joshua Dobbs	6	104	587	118	469	4.5	8	36	78.2
Marlin Lane	12	86	319	19	300	3.5	1	44	25.0
Alton Howard	13	15	98	2	96	6.4	2	18	7.4
Justus Pickett	8	22	67	3	64	2.9	0	10	8.0
Devrin Young	7	10	49	0	49	4.9	0	11	7.0
D.Summerhill	5	15	41	0	41	2.7	0	6	8.2
Derrell Scott	2	11	48	8	40	3.6	0	15	20.0
Von Pearson	11	8	27	0	27	3.4	0	9	2.5
Nathan Peterman	7	9	41	28	13	1.4	1	14	1.9
Josh Malone	13	2	20	9	11	5.5	0	20	0.8
Josh Smith	3	2	12	3	9	4.5	0	12	3.0
A.J. Johnson	10	1	0	0	0	0.0	0	0	0.0
TEAM	6	4	0	10	-10	-2.5	0	0	-1.7
Justin Worley	7	45	97	202	-105	-2.3	3	14	-15.0
Total	13	524	2344	441	1903	3.6	20	44	146.4
Opponents	13	515	2558	369	2189	4.3	23	70	168.4

PASSING

Name	GP	Effic	C-A-I	Pct	Yds	TD	Lng	Avg/G
Justin Worley	7	124.30	157-252-8	62.3	1579	12	56	225.6
Joshua Dobbs	6	130.51	112-177-6	63.3	1206	9	52	201.0
Nathan Peterman	7	70.58	10-20-0	50.0	49	0	14	7.0
Marlin Lane	12	841.60	1-1-0	100.0	49	1	49	4.1
Patrick Ashford	13	690.40	1-1-0	100.0	31	1	31	24.2
TEAM	6	0.00	0-1-0	0.0	0	0	0	0.0
Alton Howard	13	0.00	0-1-0	0.0	0	0	0	0.0
Total	13	126.64	281-453-14	62.0	2914	23	56	224.2
Opponents	13	115.67	201-377-16	53.3	2551	16	85	196.2

RECEIVING

Name	GP	Rec	Yds	Avg	TD	Long	Avg/G
Alton Howard	13	54	618	11.4	1	33	47.5
Von Pearson	11	38	393	10.3	5	56	35.7
Jalen Hurd	13	35	221	6.3	2	30	17.0
Marquez North	10	30	320	10.7	4	24	32.0
Josh Malone	13	23	231	10.0	1	20	17.8
Ethan Wolf	12	23	212	9.2	0	25	17.7
Jason Croom	12	21	305	14.5	4	52	25.4
Marlin Lane	12	11	78	7.1	0	28	6.5
Josh Smith	3	10	135	13.5	1	40	45.0
Johnathon Johnson	11	10	117	11.7	2	27	10.6
Alex Ellis	13	6	115	19.2	1	31	8.8
Daniel Helm	12	6	37	6.2	0	13	3.1
Vic Wharton	9	5	64	12.8	1	49	7.1
Devrin Young	7	4	31	7.8	0	18	4.4
Jacob Carter	9	1	14	14.0	0	14	1.6
Brendan Downs	13	1	12	12.0	1	12	0.9
Ryan Jenkins	13	1	6	6.0	0	6	0.5
Justus Pickett	8	1	3	3.0	0	3	0.4
Jashon Robertson	13	1	2	2.0	0	2	0.2
Total	13	281	2914	10.4	23	56	224.2
Opponents	13	201	2551	12.7	16	85	196.2

INTERCEPTIONS

Name	Int	Yds	Avg	TD	Long
Justin Coleman	4	83	20.8	0	53
Cameron Sutton	3	-1	-0.3	0	0
Todd Kelly Jr.	3	21	7.0	0	21
LaDarrell McNeil	2	7	3.5	0	7
Brian Randolph	2	23	11.5	1	23
Jalen Reeves-Maybin	1	1	1.0	0	1
A.J. Johnson	1	23	23.0	0	23
Total	16	157	9.8	1	53
Opponents	14	163	11.6	1	100

PUNT RETURNS

Name	Ret	Yds	Avg	TD	Long
Cameron Sutton	14	158	11.3	1	76
Jacob Carter	8	55	6.9	0	21
Total	22	213	9.7	1	76
Opponents	22	71	3.2	0	29

KICKOFF RETURNS

Name	Ret	Yds	Avg	TD	Long
Evan Berry	14	413	29.5	0	68
Devrin Young	13	280	21.5	0	39
Malik Foreman	4	70	17.5	0	23
Todd Kelly Jr.	3	10	3.3	0	10
Justus Pickett	1	23	23.0	0	23
Cameron Sutton	1	21	21.0	0	21
Total	36	817	22.7	0	68
Opponents	54	1016	18.8	0	41

■ FUMBLE RETURNS

Name	Ret	Yds	Avg	TD	Long
Total	0	0	0.0	0	0
Opponents	1	16	16.0	1	16

■ PUNTING

Name	Punts	Yds	Avg	Lg	TB	FC	I20	Blkd
Matt Darr	80	3378	42.2	61	11	30	30	0
Total	80	3378	42.2	61	11	30	30	0
Opponents	84	3454	41.1	67	2	31	21	0

■ KICKOFFS

Name	KO	YDS	AVG	TB	OB	RET	NET YD	LN
Aaron Medley	63	3786	60.1	15	1			
George Bullock	10	609	60.9	2	0			
Total	73	4395	60.2	17	1	18.8	40.5	24
Opponents	63	3716	59.0	21	3	22.7	37.7	27

■ FIELD GOALS

Field Goal Sequence By Player

Name	FGM-FGA	Pct.	1-19	20-29	30-39	40-49	50+	Lg	Blk
Aaron Medley	20-26	76.9	0-0	7-7	12-13	1-6	0-0	46	0

■ FIELD GOAL SEQUENCE BY GAME

	Tennessee	Opponents
Utah State	41,(36)	48
Arkansas State	(20),(35),(38)	-
Oklahoma	(31)	(29),(27),45
Georgia	(46)	-
Florida	(36),(38),(39)	(49)
Chattanooga	(25),42	(27)
Ole Miss	(27)	52,(34),(27)
Alabama	(27),(24)	-
South Carolina	43,45,(32)	37,58
Kentucky	(38),(21),48,(39)	(32),(54),(30)
Missouri	(38),(39)	(43),51
Vanderbilt	(36)	(36)
IOWA	(28)	-

Numbers in (parentheses) indicate field goal was made



Kicker Aaron Medley

■ 2014 RED ZONE STATS

■ TENNESSEE INSIDE OPPONENT RED-ZONE

Date	Opponent	Score	Times In RZ	Times Scored	Total Pts	TDs	Rush TDs	Pass TDs	FGs Made	FGA	Downs	Int	Fumb	Half	Game
Aug 31	Utah State	W 38-7	6	6	38	5	2	3	1	0	0	0	0	0	0
Sep 6	Arkansas State	W 34-19	7	6	34	4	2	2	2	1	0	0	0	0	0
Sep 13	at Oklahoma	L 10-34	2	1	3	0	0	0	1	0	0	1	0	0	0
*Sep 27	at Georgia	L 32-35	2	2	14	2	1	1	0	0	0	0	0	0	0
*Oct 4	Florida	L 9-10	4	3	9	0	0	0	3	0	0	1	0	0	0
Oct 11	Chattanooga	W 45-10	6	6	38	5	3	2	1	0	0	0	0	0	0
*Oct 18	at Ole Miss	L 3-34	1	1	3	0	0	0	1	0	0	0	0	0	0
*Oct 25	Alabama	L 20-34	4	4	20	2	0	2	2	0	0	0	0	0	0
*Nov 01	at S. Carolina	W 45-42	7	6	38	5	3	2	1	0	1	0	0	0	0
*Nov 15	Kentucky	W 50-16	5	5	26	3	2	1	2	0	0	0	0	0	0
*Nov 22	Missouri	L 21-29	2	2	11	1	0	1	1	0	0	0	0	0	0
*Nov 29	at Vanderbilt	W 24-17	3	3	17	2	2	0	1	0	0	0	0	0	0
Jan 02	vs Iowa	W 45-28	5	5	31	4	3	1	1	0	0	0	0	0	0
Totals			54	50	282	33	18	15	17	1	1	2	0	0	0

50 of 54 (92.6%)

■ OPPONENT INSIDE TENNESSEE RED-ZONE

Date	Opponent	Score	Times In RZ	Times Scored	Total Pts	TDs	Rush TDs	Pass TDs	FGs Made	FGA	Downs	Int	Fumb	Half	Game
Aug 31	Utah State	W 38-7	0	0	0	0	0	0	0	0	0	0	0	0	0
Sep 6	Arkansas State	W 34-19	2	2	12	2	1	1	0	0	0	0	0	0	0
Sep 13	at Oklahoma	L 10-34	4	4	20	2	2	0	2	0	0	0	0	0	0
*Sep 27	at Georgia	L 32-35	3	3	21	3	2	1	0	0	0	0	0	0	0
*Oct 4	Florida	L 9-10	1	1	7	1	1	0	0	0	0	0	0	0	0
Oct 11	Chattanooga	W 45-10	2	2	10	1	1	0	1	0	0	0	0	0	0
*Oct 18	at Ole Miss	L 3-34	4	4	20	2	2	0	2	0	0	0	0	0	0
*Oct 25	Alabama	L 20-34	1	1	7	1	1	0	0	0	0	0	0	0	0
*Nov 01	at S. Carolina	W 45-42	4	3	21	3	2	1	0	1	0	0	0	0	0
*Nov 15	Kentucky	W 50-16	3	3	13	1	1	0	2	0	0	0	0	0	0
*Nov 22	Missouri	L 21-29	4	4	22	3	2	1	1	0	0	0	0	0	0
*Nov 29	at Vanderbilt	W 24-17	2	2	10	1	1	0	1	0	0	0	0	0	0
Jan 02	vs Iowa	W 45-28	4	3	21	3	2	1	0	0	0	1	0	0	0
Totals			34	32	184	23	18	5	9	1	0	1	0	0	0

32 of 34 (94.1%)



SCORING

Name	TD	FGs	PAT Kick	PAT Rush	PAT Rcv	PAT Pass	PAT DXP	Saf	Pts
Aaron Medley	-	20-26	42-43	-	-	-	-	-	102
Joshua Dobbs	8	-	-	1-1	-	-	-	-	50
Jalen Hurd	7	-	-	-	-	-	-	-	42
Von Pearson	5	-	-	-	-	-	-	-	30
Jason Croom	4	-	-	-	-	-	-	-	24
Marquez North	4	-	-	-	-	-	-	-	24
Justin Worley	3	-	-	-	-	1-1	-	-	18
Alton Howard	3	-	-	-	-	-	-	-	18
Johnathon Johnson	2	-	-	-	-	-	-	-	12
Nathan Peterman	1	-	-	-	-	-	-	-	6
Josh Smith	1	-	-	-	-	-	-	-	6
Josh Malone	1	-	-	-	-	-	-	-	6
Alex Ellis	1	-	-	-	-	-	-	-	6
Marlin Lane	1	-	-	-	-	-	-	-	6
Cameron Sutton	1	-	-	-	-	-	-	-	6
Brian Randolph	1	-	-	-	-	-	-	-	6
Vic Wharton	1	-	-	-	-	-	-	-	6
Brendan Downs	1	-	-	-	-	-	-	-	6
Daniel Helm	1	-	-	-	1	-	-	-	2
Total	45	20-26	42-43	1-1	1	1-1	-	-	376
Opponents	41	11-17	36-40	-	-	0-1	-	-	315

ALL-PURPOSE

Name	GP	Rush	Rec	PR	KR	IR	Tot	Avg/G
Jalen Hurd	13	899	221	0	0	0	1120	86.2
Alton Howard	13	96	618	0	0	0	714	54.9
Joshua Dobbs	6	469	0	0	0	0	469	78.2
Von Pearson	11	27	393	0	0	0	420	38.2
Evan Berry	13	0	0	0	413	0	413	31.8
Marlin Lane	12	300	78	0	0	0	378	31.5
Devrin Young	7	49	31	0	280	0	360	51.4
Marquez North	10	0	320	0	0	0	320	32.0
Jason Croom	12	0	305	0	0	0	305	25.4
Josh Malone	13	11	231	0	0	0	242	18.6
Ethan Wolf	12	0	212	0	0	0	212	17.7
Cameron Sutton	13	0	0	158	21	-1	178	13.7
Josh Smith	3	9	135	0	0	0	144	48.0
Johnathon Johnson	11	0	117	0	0	0	117	10.6
Alex Ellis	13	0	115	0	0	0	115	8.8
Justus Pickett	8	6.4	3	0	23	0	90	11.2
Justin Coleman	13	0	0	0	0	83	83	6.4
Malik Foreman	13	0	0	0	70	0	70	5.4
Jacob Carter	9	0	14	55	0	0	69	7.7
Vic Wharton	9	0	64	0	0	0	64	7.1
D. Summerhill	5	41	0	0	0	0	41	8.2
Derrell Scott	2	40	0	0	0	0	40	20.0
Daniel Helm	12	0	37	0	0	0	37	3.1
Todd Kelly Jr.	13	0	0	0	10	21	31	2.4
Brian Randolph	13	0	0	0	0	23	23	1.8
A.J. Johnson	10	0	0	0	0	23	23	2.3
Nathan Peterman	7	13	0	0	0	0	13	1.9
Brendan Downs	13	0	12	0	0	0	12	0.9
LaDarrell McNeil	13	0	0	0	0	7	7	0.5
Ryan Jenkins	13	0	6	0	0	0	6	0.5
Jashon Robertson	13	0	2	0	0	0	2	0.2
Jalen Reeves-Maybin	13	0	0	0	0	1	1	0.1
TEAM	6	-10	0	0	0	0	-10	-1.7
Justin Worley	7	-105	0	0	0	0	-105	-15.0
Total	13	1903	2914	213	817	157	6004	461.8
Opponents	13	2189	2551	71	1016	163	5990	460.8

TOTAL OFFENSE

Name	GP	Plays	Rush	Pass	Tot	Avg/G
Joshua Dobbs	6	281	469	1206	1675	279.2
Justin Worley	7	297	-105	1579	1474	210.6
Jalen Hurd	13	190	899	0	899	69.2
Marlin Lane	12	87	300	49	349	29.1
Alton Howard	13	16	96	0	96	7.4
Justus Pickett	8	22	6.4	0	6.4	8.0
Nathan Peterman	7	29	13	49	62	8.9
Devrin Young	7	10	49	0	49	7.0
D. Summerhill	5	15	41	0	41	8.2
Derrell Scott	2	11	40	0	40	20.0
Patrick Ashford	13	1	0	31	31	2.4
Von Pearson	11	8	27	0	27	2.5
Josh Malone	13	2	11	0	11	0.8
Josh Smith	3	2	9	0	9	3.0
TEAM	6	5	-10	0	-10	-1.7
Total	13	977	1903	2914	4817	370.5
Opponents	13	892	2189	2551	4740	364.6

FUMBLES

Name	No.-Lost
Joshua Dobbs	6-2
Justin Worley	5-3
Cameron Sutton	2-0
Evan Berry	1-1
Marlin Lane	1-1
Jalen Hurd	1-1
Nathan Peterman	1-0
Devrin Young	1-0
TOTAL	18-8

TENNESSEE GIVEAWAY/TAKEAWAY

Game	Giveaway				Takeaway			
	Fum	Int	Tot	Dif.	Fum	Int	Tot	Dif.
UTAH STATE	0	0	0	1	2	3	+3	
ARKANSAS STATE	0	1	1	1	0	1	-	
at Oklahoma	1	2	3	1	1	2	-1	
at Georgia	2	0	2	0	2	2	-	
FLORIDA	1	2	3	0	3	3	-	
CHATTANOOGA	1	0	1	2	1	3	+2	
at Ole Miss	1	3	4	0	0	0	-4	
ALABAMA	1	1	2	2	0	2	-	

Game	Giveaway				Takeaway			
	Fum	Int	Tot	Dif.	Fum	Int	Tot	Dif.
at South Carolina	0	1	1	0	1	1	-	
KENTUCKY	0	0	0	0	2	2	+2	
MISSOURI	1	1	2	0	0	0	-2	
at Vanderbilt	0	2	2	0	3	3	+1	
vs. Iowa	0	1	1	1	1	2	+1	
TOTAL	8	14	22	8	16	24	+2	

DEFENSIVE STATISTICAL LEADERS

No.	Player	GP-GS	ST	AT	TT	TFL	Sacks	Int	PBU	QBH	FR-Yds	FF	Blk	Saf
34	Jalen Reeves-Maybin	13-13	63	38	101	11.0-35	2.0-10	1-1	.	1	2-0	.	.	.
45	A.J. Johnson	10-10	58	43	101	9.0-40	2.0-12	1-23	2	5	.	2	1	.
37	Brian Randolph	13-11	65	23	88	1.5-4	.	2-23	3	1	1-0	1	.	.
33	LaDarrell McNeil	13-12	46	30	76	1.5-4	.	2-7	3	1	1-0	1	.	.
9	Derek Barnett	13-10	47	25	72	20.5-79	10.0-52	.	.	8	1-0	.	.	.
56	Curt Maggitt	13-10	34	14	48	15.0-68	11.0-56	.	.	5	.	1	.	.
27	Justin Coleman	13-13	31	11	42	4.0-7	.	4-83	5	2
23	Cameron Sutton	13-13	31	6	37	4.0-8	.	3-1	13	.	.	1	.	.
6	Todd Kelly Jr.	13-3	22	11	33	.	.	3-21	2	.	1-0	.	.	.
54	Jordan Williams	13-13	15	12	27	4.0-10	2.0-8	.	4	2
50	Corey Vereen	13-11	15	9	24	4.0-15	1.5-11	.	.	3	1-0	.	.	.
24	Michael Williams	10-5	18	5	23
95	Danny O'Brien	13-12	16	7	23	4.5-10	1.0-5
58	Owen Williams	12-0	11	10	21	2.0-12	2.0-12	.	1	1
20	Cortez McDowell	13-0	10	9	19	1-0	.	.	.
12	Emmanuel Moseley	13-2	15	4	19	2.0-5	.	.	6
44	Jakob Johnson	12-2	8	6	14	1
42	Chris Weatherd	13-1	8	4	12	3.0-20	2.5-17	.	1	1
22	Malik Foreman	13-0	8	2	10	.	.	.	1
4	LaTroy Lewis	13-1	6	2	8	5.0-24	1.0-5	.	1	2	.	1	.	.
7	Rashaan Gaulden	11-0	6	1	7
17	Dillon Bates	4-0	3	3	6
51	Kenny Bynum	7-1	3	2	5	.	.	.	1
29	Evan Berry	13-0	5	.	5
13	Devaun Swafford	13-0	4	1	5
96	Trevarris Saulesberry	5-0	3	2	5
40	Dimarya Mixon	12-0	4	.	4	2
2	D'Andre Payne	8-0	2	2	4
72	Michael Sawyers	4-0	1	1	2
8	Marquez North	10-10	2	.	2
8	Dewayne Hendrix	7-0	1	1	2
89	Jaylen Miller	9-0	2	.	2	1
38	Justin King	13-0	1	1	2
71	Dylan Wiesman	13-2	1	.	1
75	Marcus Jackson	12-12	1	.	1
1	Jalen Hurd	13-9	1	.	1
5	Ryan Jenkins	13-0	1	.	1
81	Johnathon Johnson	11-1	1	.	1
26	Geraldo Orta	9-0	.	.	1
Total		13	569	286	855	91-341	35-188	16-157	43	36	8-0	7	1	.
Opponents		13	622	334	956	101-472	43-305	14-163	43	31	8-16	10	.	.

SPECIAL TEAMS TACKLE LEADERS

Player	Total	KO	Punt	Other
Cortez McDowell	14	9	5	0
LaDarrell McNeil	11	9	2	0
A.J. Johnson	8	8	0	0
Jalen Reeves-Maybin	7	4	3	0
Rashaad Gaulden	5	5	0	0
Todd Kelly Jr.	5	4	1	0
Chris Weatherd	5	5	0	0
Malik Foreman	5	2	3	0
Evan Berry	3	2	1	0
Dillon Bates	2	2	0	0
Justin Coleman	2	2	0	0
D'Andre Payne	2	2	0	0
Devaun Swafford	2	1	1	0
Michael Williams	2	2	0	0
Jakob Johnson	1	1	0	0
Justin King	1	0	1	0
Emmanuel Moseley	1	1	0	0
Geraldo Orta	1	0	1	0
Cameron Sutton	1	1	0	0
Dylan Wiesman	1	0	1	0
TOTAL	79	60	19	0

VOLS ON OPENING OFFENSIVE DRIVES

Game	1st Half	2nd Half
UTAH STATE	Punt	Touchdown
ARKANSAS STATE	Field Goal	Punt
at Oklahoma	Punt	Punt
at Georgia	Field Goal	Punt
FLORIDA	Punt	Interception
CHATTANOOGA	Touchdown	Touchdown
at Ole Miss	Punt	Punt
ALABAMA	Punt	Touchdown
at South Carolina	Punt	Missed FG
KENTUCKY	Touchdown	Touchdown
MISSOURI	Punt	Punt
at Vanderbilt	Punt	Punt
vs. Iowa	Touchdown	Punt
VOLS ON OPENING DEFENSIVE SERIES		
Game	1st Half	2nd Half
UTAH STATE	Punt	Missed FG
ARKANSAS STATE	Touchdown	Punt
at Oklahoma	Field Goal	Touchdown
at Georgia	Punt	Interception
FLORIDA	Punt	Interception
CHATTANOOGA	Punt	Punt
at Ole Miss	Punt	Punt
ALABAMA	Touchdown	Punt
at South Carolina	Downs	Touchdown
KENTUCKY	Field Goal	Field Goal
MISSOURI	Touchdown	Field Goal
at Vanderbilt	Punt	Punt
vs. Iowa	Punt	Punt



OFFENSIVE GAME-BY-GAME

PASSING

#11 JOSHUA DOBBS	Att	Comp	Int	Pct	Yards	TD	Long	Sack	Yds	Effic
Alabama	32	19	1	59.4	192	2	28	1	9	124.1
South Carolina	40	23	1	57.5	301	2	42	0	0	132.2
Kentucky	27	19	0	70.4	297	3	52	1	10	199.4
Missouri	37	24	1	64.9	195	1	24	6	31	112.6
Vanderbilt	20	11	2	55.0	92	0	33	3	29	73.6
Iowa	21	16	1	76.2	129	1	19	1	3	134.0
TOTALS	177	112	6	63.3	1206	9	52	12	82	130.5

#14 JUSTIN WORLEY	Att	Comp	Int	Pct	Yards	TD	Long	Sack	Yds	Effic
Utah State	38	27	0	71.1	273	3	38	2	14	157.5
Arkansas State	38	22	1	57.9	247	2	56	2	13	124.6
Oklahoma	44	21	2	47.7	201	1	40	5	32	84.5
Georgia	35	23	0	65.7	264	3	31	2	17	157.4
Florida	39	26	2	66.7	205	0	27	6	49	100.6
Chattanooga	24	19	0	79.2	198	3	30	5	35	189.7
Ole Miss	34	19	3	55.9	191	0	24	7	41	85.4
TOTALS	252	157	8	62.3	1579	12	56	29	201	124.3

#12 NATE PETERMAN	Att	Comp	Int	Pct	Yards	TD	Long	Sack	Yds	Effic
Utah State	1	1	0	100.0	0	0	0	0	0	100.0
Georgia	9	4	0	44.4	20	0	14	1	14	63.1
Chattanooga	5	3	0	60.0	19	0	14	0	0	91.9
Alabama	4	2	0	50.0	10	0	8	1	8	71.0
Kentucky	1	0	0	0.0	0	0	0	0	0	0.0
TOTALS	20	10	0	50.0	49	0	14	2	22	70.6

#15 MARLIN LANE	Att	Comp	Int	Pct	Yards	TD	Long	Sack	Yds	Effic
Iowa	1	1	0	100.0	49	1	49	0	0	841.6
TOTALS	1	1	0	100.0	49	1	49	0	0	841.6

#13 PATRICK ASHFORD	Att	Comp	Int	Pct	Yards	TD	Long	Sack	Yds	Effic
Missouri	1	1	0	100.0	31	1	31	0	0	690.4
TOTALS	1	1	0	100.0	31	1	31	0	0	690.4

#2 ALTON HOWARD	Att	Comp	Int	Pct	Yards	TD	Long	Sack	Yds	Effic
Utah State	1	0	0	0.0	0	0	0	0	0	0.0
TOTALS	1	0	0	0.0	0	0	0	0	0	0.0

RUSHING

Player	No-Yds/TD	USU	ASU	OU	UGA	UF	UTC	OM	UA	SC	UK	MU	VANDY	IOWA
Hurd, J. RB	190-899/5	11-29/0	23-83/1	14-97/0	24-119/1	10-39/0	2-7/0	13-40/0	16-59/0	21-125/0	24-118/1	11-40/0	5-21/0	16-122/2
Dobbs, J. QB	104-469/8	DNP	DNP	DNP	DNP	DNP	DNP	DNP	DNP	24-166/3	10-48/1	17-13/0	21-91/2	13-76/2
Lane, M. RB	86-300/1	11-41/1	13-54/0	10-42/0	5-1/0	10-22/0	DNP	-	3-48/0	5-15/0	3-5/0	1-0/0	16-51/0	9-21/0
Howard, A. WR	15-96/2	2-9/1	-	-	1-8/0	1-5/0	2-13/0	-	-	4-29/1	2-0/0	-	1-8/0	2-24/0
Pickett, J. RB	22-64/0	4-11/0	-	1-1/0	-	-	10-27/0	1-0/0	DNP	DNP	6-25/0	DNP	DNP	DNP
Young, D. RB	10-49/0	1-6/0	2-11/0	-	-	1-7/0	2-0/0	DNP	DNP	DNP	DNP	DNP	DNP	4-25/0
Summerhill, D. RB	15-41/0	3-5/0	-	-	DNP	DNP	DNP	2-9/0	DNP	DNP	6-18/0	DNP	DNP	4-9/0
Scott, D. RB	11-40/0	DNP	DNP	DNP	DNP	9-42/0	2-2/0	DNP	DNP	DNP	DNP	DNP	DNP	DNP
Pearson, V. WR	8-27/0	-	-	DNP	DNP	-	-	1-3/0	3-7/0	1-9/0	-	-	1-0/0	2-8/0
Peterman, N. QB	9-13/1	-	DNP	DNP	1-14/0	DNP	5-26/1	2-9/0	1-8/0	DNP	-	DNP	DNP	-
Malone, J.	2-11/0	-	-	-	1-20/0	-	-	1-9/0	-	-	-	-	-	-
Smith, Jo. WR	2-9/0	-	1-12/0	1-3/0	DNP	DNP	DNP	DNP	DNP	DNP	DNP	DNP	DNP	DNP
Johnson, A.J.	1-0/0	-	-	-	-	-	-	-	1-0/0	-	-	DNP	DNP	DNP
TEAM	4-10/0	1-5/0	-	1-2/0	DNP	DNP	DNP	DNP	DNP	DNP	-	DNP	1-1/0	1-2/0
Worley, J. QB	45-105/3	6-14/0	6-8/1	6-23/0	2-17/0	7-45/0	10-1/2	8-41/0	DNP	DNP	DNP	DNP	DNP	DNP

RECEIVING

Player	No-Yds/TD	USU	ASU	OU	UGA	UF	UTC	OM	UA	SC	UK	MU	VANDY	IOWA
Howard, A. WR	54-618/1	6-37/0	3-30/0	4-22/0	4-46/1	6-79/0	1-5/0	2-24/0	4-49/0	5-109/0	4-43/0	8-90/0	5-55/0	2-29/0
Pearson, V. WR	38-393/5	3-27/1	4-71/0	DNP	DNP	1-6/0	2-14/0	5-26/0	3-21/1	4-55/0	3-44/2	3-42/0	3-12/0	7-75/1
North, M. WR	30-320/4	4-38/0	4-68/2	6-67/0	3-15/1	4-26/0	4-26/1	1-24/0	4-56/0	-	-	DNP	DNP	DNP
Croom, J. WR	21-305/4	2-41/0	1-11/0	-	4-60/1	-	6-76/0	-	-	2-20/1	3-87/1	3-10/1	-	DNP
Malone, J.	23-231/1	2-26/0	1-14/0	2-23/0	5-43/0	4-28/0	-	5-75/0	1-9/1	-	2-9/0	-	-	1-4/0
Hurd, J. RB	35-221/2	2-16/1	-	2-24/0	3-19/0	4-3/0	-	2-19/0	6-27/0	7-58/1	1-11/0	6-40/0	-	2-4/0
Wolf, E. TE	23-212/0	3-26/0	5-20/0	DNP	5-69/0	1-3/0	1-16/0	1-6/0	1-10/0	2-14/0	2-39/0	-	-	2-9/0
Smith, Jo. WR	10-135/1	3-48/0	2-29/0	5-58/1	DNP	DNP	DNP	DNP	DNP	DNP	DNP	DNP	DNP	DNP
Johnson, Jo. WR	10-117/2	DNP	1-4/0	-	1-24/0	2-29/0	3-46/2	-	DNP	-	-	1-6/0	-	2-8/0
Ellis, A. TE	6-115/1	-	-	-	-	-	-	1-9/0	1-25/0	1-24/0	2-26/0	1-31/1	-	-
Lane, M. RB	11-78/0	1-2/0	1-0/0	2-7/0	-	-	DNP	1-5/0	-	1-9/0	1-28/0	1-2/0	3-25/0	-
Wharton, V. WR	5-64/1	-	DNP	-	DNP	DNP	3-10/0	-	1-5/0	DNP	-	-	-	1-49/1
Helm, D. TE	6-37/0	1-0/0	-	-	-	2-16/0	-	-	-	1-12/0	1-10/0	1-1/0	-	DNP
Young, D. RB	4-31/0	-	-	-	1-6/0	2-15/0	1-10/0	DNP	DNP	DNP	DNP	DNP	DNP	-
Carter, J. WR	1-14/0	-	-	-	DNP	DNP	1-14/0	-	DNP	DNP	-	-	-	-
Downs, B. TE	1-12/1	1-12/1	-	-	-	-	-	-	-	-	-	-	-	-
Jenkins, R. WR	1-6/0	-	-	-	-	-	-	-	-	-	-	-	1-6/0	-
Pickett, J. RB	1-3/0	-	-	-	-	-	-	1-3/0	DNP	DNP	-	DNP	DNP	DNP
Robertson, J.	1-2/0	-	-	-	1-2/0	-	-	-	-	-	-	-	-	-

DEFENSIVE GAME-BY-GAME

TOTAL TACKLES

Player	UA-A	TOT	USU	ASU	OU	UGA	UF	UTC	OM	UA	SC	UK	MU	VU	IOWA
Johnson, A.J. LB	58-43	101	5-4	7-2	5-6	9-8	10-3	5-4	7-3	3-5	6-4	1-4	DNP	DNP	DNP
Reeves-Maybin LB	63-38	101	5-5	2-4	7-2	7-3	7-2	2-3	7-2	3-2	5-3	4-1	4-3	5-0	5-8
Randolph, B. DB	65-23	88	4-1	4-2	4-2	6-2	10-3	2-1	8-0	3-2	7-7	7-1	2-2	6-0	2-0
McNeil, L. DB	46-30	76	2-0	4-3	5-2	4-5	3-0	1-1	-	5-2	1-7	4-2	8-3	6-1	3-4
Barnett, D. DL	47-25	72	1-2	3-0	2-3	7-1	5-1	1-2	6-4	4-2	4-1	4-3	4-4	4-1	2-1
Maggitt, C. DL	34-14	48	2-0	2-2	2-2	3-2	2-1	1-0	4-0	3-0	3-3	2-0	3-1	3-2	4-1
Coleman, J. DB	31-11	42	2-0	3-1	2-3	1-1	3-0	1-1	2-0	6-1	4-3	-	1-0	5-1	1-0
Sutton, C. DB	31-6	37	4-0	3-1	6-2	2-1	1-0	1-0	1-1	5-0	1-1	2-0	1-0	2-0	2-0
Kelly Jr., T. DB	22-11	33	2-0	4-1	-	2-2	1-1	3-1	2-1	1-1	-	0-1	5-1	1-0	1-2
Williams, J. DL	15-12	27	1-0	1-2	3-0	1-2	2-1	0-1	3-1	-	-	-	2-4	1-0	1-1
Vereen, C. DL	15-9	24	1-0	1-0	2-2	1-2	1-0	-	4-2	1-2	2-1	-	1-0	1-0	-
O'Brien, D. DL	16-7	23	1-0	0-1	-	3-1	-	0-1	1-0	-	2-1	2-0	2-1	4-1	1-1
Williams, M. DB	18-5	23	0-1	4-1	1-1	4-0	4-2	2-0	2-0	1-0	-	-	DNP	DNP	DNP
Williams, O. DL	11-10	21	-	3-2	1-2	0-3	1-0	DNP	-	2-2	1-0	-	2-0	1-0	0-1
McDowell, C. DB	10-9	19	-	1-0	-	2-2	-	0-3	1-0	1-0	1-1	1-2	1-0	2-0	0-1
Moseley, E. DB	15-4	19	1-0	-	-	-	2-0	1-0	2-0	2-1	3-2	1-0	2-1	-	1-0
Johnson, Ja. DL	8-6	14	DNP	-	-	-	-	3-1	-	-	-	1-1	1-2	1-2	2-0
Weatherd, C. LB	8-4	12	0-1	2-0	-	-	1-0	1-0	-	1-0	-	2-2	-	1-0	0-1
Foreman, M. DB	8-2	10	-	1-0	-	1-0	-	0-2	1-0	-	-	-	-	-	5-0
Lewis, L. LB	6-2	8	1-0	1-0	-	1-0	-	2-1	-	-	-	1-1	-	-	-
Gaulden, R. DB	6-1	7	1-0	DNP	DNP	0-1	-	-	1-0	-	1-0	1-0	-	1-0	1-0
Bates, D. LB	3-3	6	2-1	1-1	0-1	-	DNP	DNP	DNP	DNP	DNP	DNP	DNP	DNP	DNP
Bynum, K. LB	3-2	5	-	-	DNP	DNP	-	-	DNP	DNP	DNP	0-1	DNP	2-0	1-1
Berry, Ev. DB	5-0	5	-	-	-	2-0	-	-	-	-	-	2-0	-	-	1-0
Saulsberry, T. DL	3-2	5	DNP	DNP	DNP	0-2	-	2-0	1-0	-	DNP	DNP	DNP	DNP	DNP
Swafford, D. DB	4-1	5	1-0	1-0	-	-	-	0-1	-	-	1-0	-	-	-	1-0
Payne, D. DB	2-2	4	0-1	-	-	DNP	-	1-1	DNP	DNP	DNP	1-0	-	-	DNP
Mixon, D. DL	4-0	4	-	3-0	-	-	-	1-0	-	-	-	-	-	-	DNP
Hendrix, D. DL	1-1	2	1-0	-	DNP	DNP	DNP	0-1	-	DNP	-	-	DNP	-	DNP
Miller, J. DL	2-0	2	1-0	-	-	-	DNP	1-0	-	-	-	-	DNP	DNP	DNP
King, J. LB	1-1	2	1-0	-	-	-	-	-	-	-	-	0-1	-	-	-
North, M.	2-0	2	-	-	-	-	-	-	1-0	1-0	-	-	DNP	DNP	DNP
Sawyers, M. DL	1-1	2	-	-	DNP	DNP	DNP	1-1	DNP	DNP	DNP	DNP	DNP	DNP	-
Johnson, Jo.	1-0	1	DNP	-	-	-	-	-	-	DNP	-	-	1-0	-	-
Hurd, J.	1-0	1	-	-	-	-	-	-	-	1-0	-	-	-	-	-
Jenkins, R.	1-0	1	-	-	-	-	-	-	-	-	-	-	-	-	1-0
Orta, G. DB	0-1	1	-	0-1	-	DNP	-	-	-	-	DNP	-	DNP	DNP	-
Jackson, M.	1-0	1	-	-	-	-	-	-	-	DNP	-	-	-	-	1-0
Wiesman, D.	1-0	1	-	-	-	-	-	-	-	-	-	-	-	1-0	-

SACKS

Player	UA-A	TOT	USU	ASU	OU	UGA	UF	UTC	OM	UA	SC	UK	MU	VU	IOWA
Maggitt, C. DL	11-0	11.0	-	-	-	2-0-4	1-0-7	-	-	1-0-6	2-0-12	2-0-10	1-0-7	2-0-10	-
Barnett, D. DL	9-2	10.0	-	-	-	-	1-0-10	-	3-0-7	-	3-0-18	2-0-9	-	1-0-8	-
Weatherd, C. LB	2-1	2.5	-	-	-	-	1-0-10	1-0-5	-	-	-	0-5-2	-	-	-
Williams, J. DL	2-0	2.0	-	-	1-0-2	-	-	-	-	-	-	-	1-0-6	-	-
Williams, O. DL	2-0	2.0	-	2-0-12	-	-	-	DNP	-	-	-	-	-	-	-
Reeves-Maybin LB	2-0	2.0	-	1-0-3	-	1-0-7	-	-	-	-	-	-	-	-	-
Johnson, A.J. LB	1-2	2.0	-	-	-	-	-	-	1-5-9	-	-	0-5-3	DNP	DNP	DNP
Vereen, C. DL	1-1	1.5	-	-	-	-	-	-	1-5-11	-	-	-	-	-	-
O'Brien, D. DL	1-0	1.0	-	-	-	-	-	-	-	-	-	-	1-0-5	-	-
Lewis, L. LB	1-0	1.0	1-0-5	-	-	-	-	-	-	-	-	-	-	-	-

TACKLES FOR LOSS

Player	UA-A	TOT	USU	ASU	OU	UGA	UF	UTC	OM	UA	SC	UK	MU	VU	IOWA
Barnett, D. DL	18-5	20.5	-	1-0-1	1-0-1	1-0-1	2-0-15	0-5-1	4-0-10	1-5-7	3-0-18	4-0-13	0-5-1	2-0-11	-
Maggitt, C. DL	14-2	15.0	1-0-4	-	-	2-5-5	1-5-8	1-0-5	-	1-0-6	2-0-12	2-0-10	1-0-7	2-0-10	1-0-1
Reeves-Maybin, J. LB	10-2	11.0	0-5-2	2-0-5	-	3-5-14	1-0-1	-	-	-	1-0-1	1-0-4	1-0-4	-	1-0-4
Johnson, A.J. LB	7-4	9.0	-	1-0-1	2-0-4	0-5-1	1-0-4	1-0-10	2-5-13	0-5-4	-	0-5-3	DNP	DNP	DNP
Lewis, L. LB	5-0	5.0	1-0-5	1-0-1	-	1-0-4	-	1-0-12	-	-	-	1-0-2	-	-	-
O'Brien, D. DL	3-3	4.5	1-0-1	-	-	0-5-0	-	0-5-1	-	-	-	-	1-5-5	1-0-3	-
Williams, J. DL	4-0	4.0	1-0-1	-	1-0-2	-	1-0-1	-	-	-	-	-	1-0-6	-	-
Coleman, J. DB	4-0	4.0	-	1-0-4	-	-	1-0-1	-	1-0-1	1-0-1	-	-	-	-	-
Vereen, C. DL	3-2	4.0	-	-	1-0-2	0-5-1	-	-	2-5-12	-	-	-	-	-	-
Sutton, C. DB	4-0	4.0	1-0-1	1-0-3	-	-	1-0-2	1-0-2	-	-	-	-	-	-	-
Weatherd, C. LB	2-2	3.0	0-5-3	-	-	-	1-0-10	1-0-5	-	-	-	0-5-2	-	-	-
Williams, O. DL	2-0	2.0	-	2-0-12	-	-	-	DNP	-	-	-	-	-	-	-
Moseley, E. DB	2-0	2.0	-	-	-	-	2-0-5	-	-	-	-	-	-	-	-
Randolph, B. DB	1-1	1.5	-	-	-	-	0-5-1	-	-	1-0-3	-	-	-	-	-
McNeil, L. DB	1-1	1.5	-	-	-	0-5-2	-	-	-	-	-	-	-	-	1-0-2

INTERCEPTION RETURNS

Player	No-Yds	USU	ASU	OU	UGA	UF	UTC	OM	UA	SC	UK	MU	VU	IOWA
Coleman, J.	4-83	-	-	-	-	-	1-53	-	-	1-5	1-25	-	1-0	-
Kelly Jr., T.	3-21	-	-	-	1-0	1-21	-	-	-	-	-	-	1-0	-
Sutton, C.	3-1	1-0	-	-	1-0	1-1	-	-	-	-	-	-	-	-
McNeil, L.	2-7	-	-	1-0	-	-	-	-	-	-	-	-	-	1-7
Randolph, B.	2-23	-	-	-	-	-	-	-	-	-	1-23	-	1-0	-
Johnson, A.J.	1-23	1-23	-	-	-	-	-	-	-	-	-	DNP	DNP	DNP
Reeves-Maybin	1-1	-	-	-	-	1-1	-	-	-	-	-	-	-	-



SPECIAL TEAMS GAME-BY-GAME

PUNT RETURNS

Player	No-Yds	USU	ASU	OU	UGA	UF	UTC	OM	UA	SC	UK	MU	VU	IOWA
Sutton, C.	14-158	-	-	1-3	1-4	3-6	1-42	4-21	1-4	-	-	-	2-74	1-12
Carter, J.	8-55	-	1-21	-	DNP	DNP	1-2	2-0	DNP	DNP	3-18	1-14	-	-

KICK RETURNS

Player	No-Yds	USU	ASU	OU	UGA	UF	UTC	OM	UA	SC	UK	MU	VU	IOWA
Berry, Ev.	14-413	-	-	-	-	-	1-68	2-59	3-63	-	3-91	4-121	1-11	-
Young, D.	13-280	2-35	2-48	3-60	3-79	3-58	-	DNP	DNP	DNP	DNP	DNP	DNP	-
Foreman, M.	4-70	-	-	-	-	-	2-29	-	-	1-23	-	-	-	1-18
Pickett, J.	1-23	-	-	1-23	-	-	-	-	DNP	DNP	-	DNP	DNP	DNP
Sutton, C.	1-21	-	-	-	-	-	-	1-21	-	-	-	-	-	-
Kelly Jr., T.	1-10	-	-	-	-	-	-	-	-	-	-	-	-	1-10

FIELD GOALS

Player	FG-FGA (Lg)	USU	ASU	OU	UGA	UF	UTC	OM	UA	SC	UK	MU	VU	IOWA
Medley, A.	20-26 (46)	1-2 (36)	2-3 (38)	1-1 (31)	1-1 (46)	3-3 (39)	1-2 (25)	1-1 (27)	2-2 (27)	1-3 (32)	3-4 (39)	2-2 (39)	1-1 (36)	1-1 (28)

PUNTING

Player	No-Yds-Avg.	USU	ASU	OU	UGA	UF	UTC	OM	UA	SC	UK	MU	VU	IOWA
Darr, M.	80-3378-42.2	8-298-37.2	6-243-40.5	8-278-34.8	8-357-44.6	8-344-43.0	4-200-50.0	9-410-45.6	5-209-41.8	3-98-32.7	4-174-43.5	6-279-46.5	7-339-48.4	4-149-37.2

MISCELLANEOUS STATS

3RD-DOWN CONVERSIONS

Date	Opponent	Score	Overall	1st Qtr	2nd Qtr	3rd Qtr	4th Qtr	OT
Aug 31	Utah State	W 38-7	8-18 44.4%	1-4 25.0%	1-5 20.0%	4-4 100.0%	2-5 40.0%	
Sep 6	Arkansas State	W 34-19	9-18 50.0%	2-4 50.0%	4-5 80.0%	3-5 60.0%	0-4 0.0%	
Sep 13	at Oklahoma	L 10-34	6-17 35.3%	1-3 33.3%	3-6 50.0%	1-5 20.0%	1-3 33.3%	
Sep 27	at Georgia	L 32-35	6-17 35.3%	2-5 40.0%	1-3 33.3%	1-4 25.0%	2-5 40.0%	
Oct 4	Florida	L 9-10	5-17 29.4%	2-5 40.0%	1-4 25.0%	0-3 0.0%	2-5 40.0%	
Oct 11	Chattanooga	W 45-10	6-13 46.2%	3-4 75.0%	1-4 25.0%	1-2 50.0%	1-3 33.3%	
Oct 18	at Ole Miss	L 3-34	3-16 18.8%	1-4 25.0%	0-5 0.0%	1-5 20.0%	1-2 50.0%	
Oct 25	Alabama	L 20-34	11-19 57.9%	0-4 0.0%	6-7 85.7%	4-4 100.0%	1-4 25.0%	
Nov 01	at South Carolina	W 45-42	7-16 43.8%	1-3 33.3%	3-5 60.0%	1-3 33.3%	2-4 50.0%	0-1 0.0%
Nov 15	Kentucky	W 50-16	7-17 41.2%	1-3 33.3%	3-6 50.0%	2-4 50.0%	1-4 25.0%	
Nov 22	Missouri	L 21-29	5-15 33.3%	0-4 0.0%	2-4 50.0%	0-2 0.0%	3-5 60.0%	
Nov 29	at Vanderbilt	W 24-17	3-13 23.1%	2-5 40.0%	1-3 33.3%	0-1 0.0%	0-4 0.0%	
Jan 02	vs Iowa	W 45-28	5-12 41.7%	0-0 0.0%	1-2 50.0%	2-5 40.0%	2-5 40.0%	
Tennessee			81-208 38.9%	16-48 33.3%	27-59 45.8%	20-47 42.6%	18-53 34.0%	0-1 0.0%
Opponents			65-189 34.4%	15-50 30.0%	17-46 37.0%	16-48 33.3%	17-44 38.6%	0-1 0.0%

4TH-DOWN CONVERSIONS

Date	Opponent	Score	Overall	1st Qtr	2nd Qtr	3rd Qtr	4th Qtr	OT
Aug 31	Utah State	W 38-7	0-0 0.0%	0-0 0.0%	0-0 0.0%	0-0 0.0%	0-0 0.0%	
Sep 6	Arkansas Staet	W 34-19	0-0 0.0%	0-0 0.0%	0-0 0.0%	0-0 0.0%	0-0 0.0%	
Sep 13	at Oklahoma	L 10-34	0-1 0.0%	0-0 0.0%	0-0 0.0%	0-0 0.0%	0-1 0.0%	
Sep 27	at Georgia	L 32-35	0-0 0.0%	0-0 0.0%	0-0 0.0%	0-0 0.0%	0-0 0.0%	
Oct 4	Florida	L 9-10	1-1 100.0%	0-0 0.0%	0-0 0.0%	0-0 0.0%	1-1 100.0%	
Oct 11	Chattanooga	W 45-10	0-0 0.0%	0-0 0.0%	0-0 0.0%	0-0 0.0%	0-0 0.0%	
Oct 18	at Ole Miss	L 3-34	0-1 0.0%	0-0 0.0%	0-0 0.0%	0-0 0.0%	0-1 0.0%	
Oct 25	Alabama	L 20-34	0-1 0.0%	0-0 0.0%	0-0 0.0%	0-0 0.0%	0-1 0.0%	
Nov 01	at South Carolina	W 45-42	2-3 66.7%	0-1 0.0%	1-1 100.0%	0-0 0.0%	1-1 100.0%	0-0 0.0%
Nov 15	Kentucky	W 50-16	2-2 100.0%	1-1 100.0%	1-1 100.0%	0-0 0.0%	0-0 0.0%	
Nov 22	Missouri	L 21-29	2-2 100.0%	0-0 0.0%	1-1 100.0%	0-0 0.0%	1-1 100.0%	
Nov 29	at Vanderbilt	W 24-17	0-0 0.0%	0-0 0.0%	0-0 0.0%	0-0 0.0%	0-0 0.0%	
Jan 02	vs Iowa	W 45-28	0-1 0.0%	0-0 0.0%	0-0 0.0%	0-0 0.0%	0-1 0.0%	
Tennessee			7-12 58.3%	1-2 50.0%	3-3 100.0%	0-0 0.0%	3-7 42.9%	0-0 0.0%
Opponents			6-15 40.0%	1-3 33.3%	3-4 75.0%	1-4 25.0%	1-4 25.0%	0-0 0.0%

TIME OF POSSESSION

Date	Opponent	Score	Overall	1st Qtr	2nd Qtr	3rd Qtr	4th Qtr	OT
Aug 31	Utah State	W 38-7	34:35	8:30	7:37	8:49	9:39	
Sep 6	Arkansas State	W 34-19	31:03	9:03	6:54	7:46	7:20	
Sep 13	at Oklahoma	L 10-34	31:24	6:04	7:33	7:03	10:44	
Sep 27	at Georgia	L 32-35	28:13	9:23	5:30	6:33	6:47	
Oct 4	Florida	L 9-10	28:30	8:13	7:41	6:05	6:31	
Oct 11	Chattanooga	W 45-10	28:33	8:56	5:33	6:04	8:00	
Oct 18	at Ole Miss	L 3-34	26:56	7:29	7:25	8:35	3:27	
Oct 25	Alabama	L 20-34	30:34	7:15	11:05	6:59	5:15	
Nov 01	at S. Carolina	W 45-42 (OT)	29:47	7:10	5:47	7:27	9:23	0:00
Nov 15	Kentucky	W 50-16	34:02	6:38	9:16	8:48	9:20	
Nov 22	Missouri	L 21-29	27:30	6:15	8:19	4:42	8:14	
Nov 29	at Vanderbilt	W 24-17	29:53	10:08	6:43	5:03	7:59	
Jan 02	vs Iowa	W 45-28	32:08	5:47	7:44	8:00	10:37	
Tennessee Total			393:08	97:07	91:54	103:16	0:00	
Avg.			30:14	7:45	7:28	7:04	7:56	0:00
Opponents Total			386:52	94:09	97:53	103:06	91:44	0:00
Avg.			29:45	7:14	7:31	7:55	7:03	0:00

STARTING EXPERIENCE

OFFENSE	'11	'12	'13	'14	Tot	Strk
Cody Blanc, WR	.	.	1	.	1	.
Jason Croom, WR	.	.	7	1	8	.
Mack Crowder, C/OG	.	.	1	11	11	1
Joshua Dobbs, QB	.	.	4	5	9	5
Brendan Downs, TE	1	1	11	.	13	.
Jacob Gilliam, OT	.	.	.	7	7	6
Alex Ellis, TE	.	.	.	1	1	.
Daniel Helm, TE	.	.	.	2	2	.
Alton Howard, WR	.	.	10	9	19	4
Jalen Hurd, TB	.	.	.	9	9	9
Marcus Jackson, OG	5	.	.	12	17	5
Johnathon Johnson, WR	.	.	2	1	3	.
Brett Kendrick, OT	.	.	.	2	2	.
Kyler Kerbyson, OT	.	.	.	13	13	13
Marlin Lane, TB	.	6	.	4	10	.
Josh Malone, WR	.	.	.	6	6	.
Marquez North, WR	.	.	11	10	21	.
Von Pearson, WR	.	.	.	8	8	3
Nathan Peterman, QB	.	.	1	1	2	.
Jashon Robertson, OG	.	.	.	13	13	13
Josh Smith, WR	.	.	4	1	5	.
Joe Stocstill, FB/TE	.	.	1	.	1	.
Coleman Thomas, OT	.	.	.	5	5	.
Dylan Wiesman, C/OL	.	.	.	2	2	2
Ethan Wolf, TE	.	.	.	11	11	3
Vic Wharton, WR	.	.	.	2	2	2
Justin Worley, QB	3	.	7	7	17	.
Devrin Young, WR	1	.	.	.	1	.
Total	10	7	60	143	213	-

SPECIAL TEAMS	'11	'12	'13	'14	Tot	Strk
George Bullock, KO	.	.	.	2	2	.
Matt Darr, P	9	6	.	13	28	13
Aaron Medley, PK/KO	.	.	.	13	13	13
Derrick Brodus, PK	1	3	.	.	4	.
Total	10	9	-	28	47	-

DEFENSE	'11	'12	'13	'14	Tot	Strk
Derek Barnett, DE	.	.	.	10	10	6
Kenny Bynum, LB	.	.	.	1	1	1
Justin Coleman, DB	4	9	12	13	38	34
A.J. Johnson, LB	10	12	11	10	43	.
Jakob Johnson, LB	.	.	.	2	2	.
Todd Kelly Jr., DB	.	.	.	3	3	.
LaTroy Lewis, DE	.	.	.	1	1	.
Curt Maggitt, LB	8	9	.	11	28	4
LaDarrell McNeil, DB	.	7	12	11	30	9
Emmanuel Moseley, DB	.	.	.	2	2	.
Danny O'Brien, DL	.	.	.	12	12	11
Brian Randolph, S	8	3	12	12	33	2
Jalen Reeves-Maybin, LB	.	.	.	13	13	13
Cameron Sutton, DB	.	.	12	13	25	25
Devaun Swafford, DB	.	.	2	.	2	.
Corey Vereen, DL	.	.	.	11	11	1
Chris Weatherd, LB	.	.	.	1	1	.
Jordan Williams, DL/LB	.	5	3	13	21	13
Michael Williams, DB	.	.	.	5	5	.
Total	30	75	64	144	281	-





2014 TEAM TOTALS

TEAM TOTALS GAME-BY-GAME

	1st	Rushing	Passing	Total Offense	Punts	Fumbles	Penalties	KO Ret.	Punt Ret.	Int. Ret.	3rd-Dn	Time of
	Score	Downs (No-Yds-TD)	(C-A-I-Yds-TD)	(Ply-Yds)	No-Avg	No-Lost	No-Yds	No-Yds	No-Yds	No-Yds	Convs.	Poss.
TENNESSEE	38 30	39-110-2	28-40-0-273-3	79-383	8-37.2	0-0	6-40	2-35	0-0	2-23	8-of-18	34:35
Utah State	7 11	24-100-0	18-35-2-144-1	59-244	8-37.8	2-1	5-42	7-134	1-6	0-0	3-of-14	25:25
TENNESSEE	34 23	45-185-2	22-38-1-247-2	83-415	6-40.5	1-0	2-14	7-429	1-21	0-0	9-of-18	31:03
Arkansas St.	19 11	42-168-2	22-36-0-190-1	78-331	7-43.3	2-1	9-75	3-195	3-15	1-0	4-of-17	28:57
TENNESSEE	10 18	33-112-0	21-44-2-201-1	77-313	8-34.8	2-1	1-10	3-60	1-3	1-0	6-of-17	31:24
at Oklahoma	34 21	34-146-2	20-33-1-308-1	67-454	5-38.0	1-1	5-41	3-52	2-7	2-100	3-of-12	28:36
TENNESSEE	32 22	34-117-1	27-44-0-284-3	78-401	8-44.6	2-2	7-49	4-102	1-4	2-0	6-of-17	28:13
at Georgia	35 25	53-289-3	16-25-2-147-1	78-436	7-42.0	2-0	7-57	5-86	5-41	0-0	1-of-10	31:47
TENNESSEE	9 12	29-28-0	26-39-2-205-0	68-233	8-43.0	2-1	8-49	3-58	3-6	3-21	5-of-17	28:30
Florida	10 16	48-156-1	13-27-3-76-0	75-232	8-35.2	1-0	5-45	4-86	1-0	2-0	7-of-20	31:30
TENNESSEE	45 20	42-123-3	22-29-0-217-3	71-340	4-50.0	1-1	1-5	3-97	2-44	1-53	6-of-13	28:33
Chattanooga	10 11	37-105-1	10-17-1-96-0	54-201	7-318.0	3-2	5-40	1-28	3-5	0-0	5-of-14	31:27
TENNESSEE	3 10	28-0-0	19-34-3-191-0	62-191	9-410.0	3-1	3-23	3-80	6-21	0-0	3-of-16	26:56
at Ole Miss	34 18	47-180-2	14-31-0-203-2	78-383	9-434.0	0-0	2-49	2-39	2--3	3-19	7-of-20	33:04
TENNESSEE	20 21	43-181-0	21-36-1-202-2	79-383	5-41.8	2-1	4-33	4-237	1-4	0-0	11-of-19	30:34
Alabama	34 23	41-183-3	14-24-0-286-2	65-469	4-42.8	3-2	6-50	6-381	0-0	1--5	11-of-15	29:26
TENNESSEE	45 35	55-350-4	23-40-1-301-2	95-645	3-32.7	1-0	4-31	1-23	0-0	1-5	7-of-16	29:47
at S. Carolina	42 26	39-279-3	21-34-1-377-3	73-625	3-34.7	0-0	7-51	6-86	0-0	1-1	6-of-13	30:13
TENNESSEE	50 28	51-214-2	19-29-0-297-3	80-511	4-43.5	2-0	3-40	10-618	3-18	2-48	7-of-17	34:02
Kentucky	16 15	34-94-1	13-29-2-168-0	63-262	8-40.2	1-0	5-35	4-218	0-0	0-0	3-of-14	25:58
TENNESSEE	21 18	29-53	25-38-1-226-2	67-279	6-46.5	2-1	5-40	4-121	1-14	0-0	5-of-15	27:30
Missouri	29 19	45-180	12-25-0-230-2	70-410	6-40.5	1-0	12-82	1-30	2-3	1-5	8-of-17	32:30
TENNESSEE	24 19	45-170-2	11-20-2-92-0	65-262	7-48.4	1-0	6-55	1-11	2-74	3-0	3-of-13	29:53
at Vanderbilt	17 19	36-123-1	13-30-3-149-1	66-272	6-46.0	2-0	7-50	3-56	2-6	2-6	4-of-12	30:07
TENNESSEE	45 27	51-283-4	17-22-1-178-2	73-461	4-37.2	0-0	4-55	4-28	1-12	1-7	5-of-12	32:08
vs. Iowa	28 23	35-244-2	15-31-1-177-2	66-421	6-35.8	1-1	4-37	6-76	1-5	1-37	3-of-11	27:52

STARTING LINEUPS

Offense	TE	LT	LG	C	RG	RT	WR	WR	QB	TB	WR/TE	PK
Utah State	Wolf	Gilliam	Jackson	Crowder	Robertson	Kerbyson	North	Howard	Worley	Lane	Pearson	Medley
Arkansas State	Wolf	Kendrick	Jackson	Crowder	Robertson	Kerbyson	North	Howard	Worley	Lane	Pearson	Medley
at Oklahoma	Helm	Kerbyson	Jackson	Crowder	Robertson	Thomas	North	Howard	Worley	Lane	Jo. Smith	Medley
at Georgia	Wolf	Kerbyson	Jackson	Crowder	Robertson	Thomas	North	Howard	Worley	Lane	Malone	Medley
Florida	Wolf	Kerbyson	Jackson	Crowder	Robertson	Thomas	North	Howard	Worley	Hurd	Malone	Medley
Chattanooga	Wolf	Kerbyson	Jackson	Crowder	Robertson	Thomas	North	Jo. Johnson	Worley	Hurd	Malone	Medley
at Ole Miss	Wolf	Kerbyson	Jackson	Crowder	Robertson	Thomas	North	Pearson	Worley	Hurd	Malone	Medley
Alabama	Wolf	Kendrick	Kerbyson	Crowder	Robertson	Gilliam	North	Pearson	Peterman	Hurd	Malone	Medley
at South Carolina	Wolf	Kerbyson	Jackson	Crowder	Robertson	Gilliam	North	Pearson	Dobbs	Hurd	Malone	Medley
Kentucky	Helm	Kerbyson	Jackson	Crowder	Robertson	Gilliam	North	Howard	Dobbs	Hurd	Ellis (TE)	Medley
Missouri	Wolf	Kerbyson	Jackson	Wiesman	Robertson	Gilliam	Croom	Howard	Dobbs	Hurd	Pearson	Medley
at Vanderbilt	Wolf	Kerbyson	Jackson	Wiesman	Robertson	Gilliam	Wharton	Howard	Dobbs	Hurd	Pearson	Medley
vs. Iowa	Wolf	Kerbyson	Jackson	Crowder	Robertson	Gilliam	Wharton	Howard	Dobbs	Hurd	Pearson	Medley

Defense	DE	DT	NG	LE	WLB	MLB	SLB	NK	CB	FS	SS	CB
Utah State	Barnett	J. Williams	O'Brien	Vereen	Reeves-Maybin	A.J. Johnson	---	Coleman	Sutton	Randolph	McNeil	M. Williams
Arkansas State	Maggiitt	J. Williams	---	Vereen	Reeves-Maybin	A.J. Johnson	Weatherd	Coleman	Sutton	McNeil	Kelly Jr.	M. Williams
at Oklahoma	Barnett	J. Williams	O'Brien	Vereen	Reeves-Maybin	A.J. Johnson	Maggiitt	---	Sutton	Randolph	Kelly Jr.	Coleman
at Georgia	Barnett	J. Williams	O'Brien	Vereen	Reeves-Maybin	A.J. Johnson	Maggiitt	---	Sutton	McNeil	Randolph	Coleman
Florida	---	J. Williams	O'Brien	Vereen	Reeves-Maybin	A.J. Johnson	Maggiitt	Coleman	Sutton	McNeil	Randolph	M. Williams
Chattanooga	Barnett	J. Williams	O'Brien	Vereen	Reeves-Maybin	A.J. Johnson	Maggiitt	---	Sutton	McNeil	Randolph	Coleman
at Ole Miss	---	J. Williams	O'Brien	Vereen	Reeves-Maybin	A.J. Johnson	Maggiitt	Coleman	Sutton	McNeil	Randolph	M. Williams
Alabama	Barnett	J. Williams	O'Brien	Vereen	Reeves-Maybin	A.J. Johnson	---	Coleman	Sutton	McNeil	Randolph	M. Williams
at South Carolina	Barnett	J. Williams	O'Brien	Vereen	Reeves-Maybin	A.J. Johnson	Maggiitt	---	Sutton	McNeil	Randolph	Coleman
Kentucky	Barnett	J. Williams	O'Brien	Vereen	Reeves-Maybin	A.J. Johnson	---	Coleman	Sutton	McNeil	Randolph	Moseley
Missouri	Barnett	J. Williams	O'Brien	---	Reeves-Maybin	Ja. Johnson	Maggiitt	Coleman	Sutton	McNeil	Kelly Jr.	Moseley
at Vanderbilt	Barnett	J. Williams	O'Brien	Lewis	Reeves-Maybin	Ja. Johnson	Maggiitt	---	Sutton	McNeil	Randolph	Coleman
vs. Iowa	Barnett	J. Williams	O'Brien	Vereen	Reeves-Maybin	Bynum	Maggiitt	--	Sutton	McNeil	Randolph	Coleman

PARTICIPATION GAME-BY-GAME

Table with columns: No., Player, GP/GS, and 27 position abbreviations (USU, ASU, OU, UGA, UF, UTC, OM, UA, SC, UK, MU, VU, IOWA). Rows list players and their participation status for each game.

Starts indicated by position; X-Played; DNP-Did Not Play

2014 TEAM SUPERLATIVES

TENNESSEE HIGHS AND LOWS

Points Scored	50	Kentucky
Low	3	Ole Miss
First Downs	35	South Carolina
Low	10	Ole Miss
Rushing Attempts	55	South Carolina
Low	28	Ole Miss
Rushing Yards	344	South Carolina
Low	0	Ole Miss
Rushing TDs	4	(2x) Iowa and South Carolina
Low	0	(4x) MU, Ole Miss, UF & OU
Passes Attempted	44	(2x) Georgia and Oklahoma
Low	20	Vanderbilt
Passes Completed	28	Utah State
Low	11	Vanderbilt
Had Intercepted	3	Ole Miss
Low	0	(3x) UK, UTC & Utah State
Passing Yards	301	South Carolina
Low	92	Vanderbilt
Passing TDs	3	(4x) UK, UTC, UGA & Utah State
Low	0	(3x) VU, Ole Miss and UF
Total Offensive Plays	95	South Carolina
Low	62	Ole Miss
Total Offensive Yards	645	South Carolina
Low	191	Ole Miss
Fumbles	3	Ole Miss
Low	0	Utah State
Fumbles Lost	2	Georgia
Low	0	(5x) VU, UK, SC, Ark. St. & Utah St.
Penalties	8	Florida
Low	1	(2x) UTC and Oklahoma
Penalty Yards	55	(2x) Iowa and Vanderbilt
Low	5	Chattanooga
QB Sacks by	5	(3x) UK, SC and Ole Miss
Low	1	(4x) UA, UTC, OU and Utah St.

OPPONENT HIGHS AND LOWS

Points Scored	42	South Carolina
Low	7	Utah State
First Downs	26	South Carolina
Low	11	(2x) UTC and Utah State
Rushing Attempts	53	Georgia
Low	24	Utah State
Rushing Yards	289	Georgia
Low	105	Chattanooga
Rushing TDs	3	(3x) SC, UA and UGA
Low	0	Utah State
Passes Attempted	36	Arkansas State
Low	17	Chattanooga
Passes Completed	22	Arkansas State
Low	10	Chattanooga
Had Intercepted	3	(2x) VU and Florida
Low	0	(4x) MU, UA, Ole Miss and Ark. St.
Passing Yards	377	South Carolina
Low	76	Florida
Passing TDs	3	South Carolina
Low	0	(3x) UK, UTC and Florida
Total Offensive Plays	78	(3x) Ole Miss, UGA and Ark. St.
Low	54	Chattanooga
Total Offensive Yards	625	South Carolina
Low	201	Chattanooga
Fumbles	3	(2x) Alabama and UTC
Low	0	(2x) South Carolina and Ole Miss
Fumbles Lost	2	(2x) Alabama and UTC
Low	0	(7x) VU, MU, UK, SC, Ole Miss, UF & UGA
Penalties	12	Missouri
Low	2	Ole Miss
Penalty Yards	82	Missouri
Low	35	Kentucky
QB Sacks by	7	Ole Miss
Low	0	South Carolina



2014 INDIVIDUAL SUPERLATIVES

■ MOST BY A VOL...

Rushes	24	Jalen Hurd at Georgia
		Joshua Dobbs at South Carolina
		Jalen Hurd vs Kentucky
Yards Rushing	166	Joshua Dobbs at South Carolina
TD Rushes	3	Joshua Dobbs at South Carolina
Long Rush	44	Marlin Lane vs Alabama
Pass attempts	44	Justin Worley at Oklahoma
Pass completions	27	Justin Worley vs Utah State
Yards Passing	301	Joshua Dobbs at South Carolina
TD Passes	3	Justin Worley vs Utah State
		Justin Worley at Georgia
		Justin Worley vs Chattanooga
		Joshua Dobbs vs Kentucky
Long Pass	56	Justin Worley vs Arkansas State
Receptions	8	Alton Howard vs Missouri
Yards Receiving	109	Alton Howard at South Carolina
TD Receptions	2	Marquez North vs Arkansas State
		Johnathon Johnson vs Chattanooga
		Von Pearson vs Kentucky
Long Reception	56	Von Pearson vs Arkansas State
Field Goals	3	Aaron Medley vs Florida
		Aaron Medley vs Kentucky
Long Field Goal	46	Aaron Medley at Georgia
Punts	9	Matt Darr at Ole Miss
Punting Avg	50.0	Matt Darr vs Chattanooga
Long Punt	61	Matt Darr vs Florida
Punts inside 20	4	Matt Darr vs Utah State
		Matt Darr at Georgia
		Matt Darr vs Missouri
Long Punt Return	76	Cameron Sutton at Vanderbilt
Long Kickoff Return	68	Evan Berry vs Chattanooga
Tackles	17	A.J. Johnson at Georgia
Sacks	3.0	Derek Barnett at Ole Miss
		Derek Barnett at South Carolina
Tackles For Loss	4.0	Derek Barnett at Ole Miss
		Derek Barnett vs Kentucky
Interceptions	1	15x, last LaDarrell McNeil vs. Iowa

■ TENNESSEE'S LONG PLAYS

Rushing	44	Marlin Lane vs. Alabama
Passing	56	Worley to Pearson vs. Arkansas St.
Field Goal	46	Aaron Medley at Georgia
Punt	61	Matt Darr vs. Florida
Punt Return	76	Cameron Sutton at Vanderbilt
Kickoff Return	68	Evan Berry vs. Chattanooga
Interception Return	53	Justin Coleman vs. Chattanooga
Fumble Return	0	---

■ 20-YARDS-PLUS BY PLAYER

Player	No.	TD	R	P	KR	PR	IR	FR
Evan Berry	10	0	0	0	10	0	0	0
Jacob Carter	1	0	0	0	0	1	0	0
Justin Coleman	2	0	0	0	0	0	2	0
Jason Croom	6	2	0	6	0	0	0	0
Joshua Dobbs	5	1	5	0	0	0	0	0
Alex Ellis	3	1	0	3	0	0	0	0
Malik Foreman	1	0	0	0	1	0	0	0
Alton Howard	11	1	0	11	0	0	0	0
Jalen Hurd	6	1	4	2	0	0	0	0
A.J. Johnson	1	0	0	0	0	0	1	0
Johnathon Johnson	3	1	0	3	0	0	0	0
Todd Kelly Jr.	1	0	0	0	0	0	1	0
Marlin Lane	4	1	1	3	0	0	0	0
Josh Malone	2	0	1	1	0	0	0	0
Marquez North	6	0	0	6	0	0	0	0
Von Pearson	4	1	0	4	0	0	0	0
Justus Pickett	1	0	0	0	1	0	0	0
Brian Randolph	1	1	0	0	0	0	1	0
Josh Smith	3	1	0	3	0	0	0	0
Cameron Sutton	3	1	0	0	1	2	0	0
Ethan Wolf	2	0	0	2	0	0	0	0
Devrin Young	6	0	0	0	6	0	0	0
TOTAL	82	12	11	44	19	3	5	0

■ MOST BY AN OPPONENT...

Rushes	28	Todd Gurley at Georgia
Yards Rushing	208	Todd Gurley at Georgia
TD Rushes	2	Todd Gurley at Georgia
		Brandon Wilds at South Carolina
		Marcus Murphy vs Missouri
		Mark Weisman vs Iowa
Long Rush	70	Brandon Wilds at South Carolina
Pass attempts	35	Chuckie Keeton vs Utah State
Pass completions	21	Fredi Knighten vs Arkansas State
Yards Passing	347	Dylan Thompson at South Carolina
TD Passes	2	Bo Wallace at Ole Miss
		Blake Sims vs Alabama
		Dylan Thompson at South Carolina
		Maty Mauk vs Missouri
		C.J. Beathard vs Iowa
Long Pass	85	Dylan Thompson at South Carolina
Receptions	11	Pharoh Cooper at South Carolina
Yards Receiving	233	Pharoh Cooper at South Carolina
TD Receptions	2	Amari Cooper vs Alabama
		Pharoh Cooper at South Carolina
Long Reception	85	Pharoh Cooper at South Carolina
Field Goals	3	Austin MacGinnis vs Kentucky
Long Field Goal	54	Austin MacGinnis vs Kentucky
Punts	9	Will Gleeson at Ole Miss
Punting Avg	48.2	Will Gleeson at Ole Miss
Long Punt	67	Will Gleeson at Ole Miss
Punts inside 20	5	Kyle Christy vs Florida
Long Punt Return	29	Isaiah McKenzie at Georgia
Long Kickoff Return	41	Daryl Rollins-Davis vs Arkansas St.
Tackles	20	Josh Forrest vs Kentucky
Sacks	3.0	Bryan Cox Jr. vs Florida
Tackles For Loss	5.0	Stephen Weatherly at Vanderbilt
Interceptions	2	Senquez Golson at Ole Miss
		Torren McGaster at Vanderbilt

■ OPPONENT'S LONG PLAYS

Rushing	70	Brandon Wilds at South Carolina
Passing	85	D.Thompson to P.Cooper at South Carolina
Field Goal	54	Austin MacGinnis vs. Kentucky
Punt	67	Will Gleeson at Ole Miss
Punt Return	29	Isaiah McKenzie at Georgia
Kickoff Return	41	Daryl Rollins-Davis vs. Arkansas St.
Interception Return	100	Julian Wilson at Oklahoma
Fumble Return	16	Eddie Jackson vs. Alabama

■ 20-YARDS-PLUS BY GAME

Team	No.	TD	R	P	KR	PR	IR	FR
Utah State	3	0	0	2	0	0	1	0
Arkansas State	7	0	0	5	1	1	0	0
at Oklahoma	7	1	2	3	2	0	0	0
at Georgia	9	2	1	5	3	0	0	0
Florida	5	0	0	3	1	0	1	0
Chattanooga	5	1	0	2	1	1	1	0
at Ole Miss	5	0	0	2	3	0	0	0
Alabama	7	0	2	4	1	0	0	0
at South Carolina	8	2	1	6	1	0	0	0
Kentucky	10	3	0	5	3	0	2	0
Missouri	8	1	1	4	3	0	0	0
at Vanderbilt	4	1	1	2	0	1	0	0
vs. Iowa	4	1	3	1	0	0	0	0
TOTAL	82	12	11	44	19	3	5	0



2014 BIG PLAYS (More than 20 Yards)

20-YARD PLUS PLAYS

By Tennessee (82)

Offense (55)

Yards	Type	Player(s)	Opponent
56	Pass	Pearson from Worley	Arkansas State
52*	Pass	Croom from Dobbs	Kentucky
49*	Pass	Lane to Wharton	Iowa
44	Rush	Marlin Lane	Alabama
43	Rush	Jalen Hurd	Oklahoma
42	Pass	Pearson from Dobbs	South Carolina
40*	Pass	J.Smith from Worley	Oklahoma
38*	Pass	J.Smith from Worley	Utah State
36*	Rush	Joshua Dobbs	South Carolina
33	Pass	Howard from Dobbs	Vanderbilt
32*	Pass	Croom from Dobbs	Kentucky
31*	Pass	Ellis from P. Ashford	Missouri
31*	Pass	Howard from Worley	Georgia
31	Pass	Howard from Dobbs	South Carolina
31	Pass	Hurd from Worley	Oklahoma
30	Pass	Croom from Worley	Chattanooga
30	Rush	Joshua Dobbs	Alabama
29	Rush	Jalen Hurd	Iowa
29	Rush	Jalen Hurd	Oklahoma
28	Pass	Howard from Dobbs	Alabama
28	Pass	Lane from Dobbs	Kentucky
27	Pass	Croom from Worley	Utah State
27	Pass	J.Johnson from Worley	Florida
26	Pass	Lane from Dobbs	Vanderbilt
26	Pass	Howard from Dobbs	South Carolina
25	Rush	Jalen Hurd	Iowa
25	Pass	Croom from Worley	Georgia
25	Pass	Howard from Worley	Florida
25	Pass	Ellis from Dobbs	Alabama
25	Pass	Wolf from Dobbs	Kentucky
25	Pass	Howard from Dobbs	Missouri
24	Pass	J.Johnson from Worley	Georgia
24	Pass	North from Worley	Arkansas State
24	Pass	North from Worley	Ole Miss
24	Pass	Wolf from Worley	Georgia
24	Pass	Ellis from Dobbs	South Carolina
23	Rush	Joshua Dobbs	Vanderbilt
23	Pass	Pearson from Dobbs	Missouri
23*	Pass	Croom from Worley	Georgia
23	Pass	North from Worley	Oklahoma
22	Pass	North from Dobbs	Alabama
22	Pass	Howard from Dobbs	South Carolina
21	Rush	Joshua Dobbs	Missouri
21	Pass	J.Smith from Worley	Arkansas State
21	Pass	Howard from Worley	Florida
21*	Pass	J.Johnson from Worley	Chattanooga
21*	Pass	Hurd from Dobbs	South Carolina
21*	Pass	Pearson from Dobbs	Kentucky
20	Rush	Joshua Dobbs	Iowa
20	Pass	Howard from Dobbs	Missouri
20	Rush	Malone on rush reverse	Georgia
20	Pass	Malone from Worley	Ole Miss
20	Pass	North from Worley	Arkansas State
20	Pass	North from Dobbs	Alabama
20	Pass	Howard from Worley	Arkansas State

* touchdown scored on play

Defense (5)

Yards	Type	Player(s)	Opponent
53	INT	Justin Coleman	Chattanooga
25	INT	Justin Coleman	Kentucky
23	INT	A.J. Johnson	Utah State
23*	INT	Brian Randolph	Kentucky
21	INT	Todd Kelly Jr.	Florida

* touchdown scored on play

Special Teams (22)

Yards	Type	Player(s)	Opponent
76*	PR	C. Sutton	Vanderbilt
68	KR	Ev. Berry	Chattanooga
58	KR	Ev. Berry	Missouri
42	PR	C. Sutton	Chattanooga
39	KR	D. Young	Georgia
39	KR	Ev. Berry	Kentucky
35	KR	Ev. Berry	Missouri
33	KR	Ev. Berry	Ole Miss
33	KR	Ev. Berry	Alabama
29	KR	D. Young	Arkansas State
29	KR	D. Young	Georgia
28	KR	Ev. Berry	Ole Miss
28	KR	Ev. Berry	Kentucky
27	KR	D. Young	Florida
24	KR	D. Young	Oklahoma
24	KR	Ev. Berry	Kentucky
23	KR	J. Pickett	Georgia
23	KR	M. Foreman	South Carolina
21	KR	Ev. Berry	Missouri
21	PR	J. Carter	Arkansas State
21	KR	C. Sutton	Ole Miss
20	KR	D. Young	Oklahoma

* touchdown scored on play

20-YARD PLUS PLAYS

By Opponent (81)

Offense (57)

Yards	Type	Player(s)	Opponent
85*	Pass	Cooper from Thompson	South Carolina
80*	Pass	Cooper from Sims	Alabama
73*	Pass	Hunt from Mauk	Missouri
70*	Rush	Brandon Wilds	South Carolina
51*	Rush	Todd Gurley	Georgia
45	Pass	Shepard from Knight	Oklahoma
43	Pass	Neal from Knight	Oklahoma
41*	Pass	Cooper from Sims	Alabama
40	Rush	Jaylen Walton	Ole Miss
39*	Pass	Sanders from Wallace	Ole Miss
39	Pass	Blue from Towles	Kentucky
38	Rush	JoJo Natson	Utah State
37	Pass	Sharp from Keeton	Utah State
36*	Pass	Scheu from Robinette	Vanderbilt
36	Pass	Sanders from Wallace	Ole Miss
35	Pass	Sasser from Mauk	Missouri
34	Pass	Davis from Thompson	South Carolina
33	Rush	C.J. Beathard	Iowa
32	Pass	Shafaat from Huesman	Chattanooga
32	Pass	Shepard from Knight	Oklahoma
32	Rush	Matt Jones	Florida
32	Rush	Brandon Wilds	South Carolina
32	Rush	Jordan Canzeri	Iowa
31	Pass	Beathard to Hamilton	Iowa
31	Pass	Rudock to Smith	Iowa
31	Rush	Samaje Perine	Oklahoma
30	Pass	Cooper from Sims	Alabama
30*	Pass	Cooper from Thompson	South Carolina
30	Pass	Blue from Towles	Kentucky
28	Pass	Ingram from Wallace	Ole Miss
28	Pass	Sanders from Wallace	Ole Miss
28	Rush	Jordan Canzeri	Iowa
28*	Rush	Blake Sims	Alabama
28*	Rush	Derrick Henry	Alabama
26	Rush	Todd Gurley	Georgia
26	Pass	Cooper from Thompson	South Carolina
25	Rush	Jordan Canzeri	Iowa
25	Pass	Cooper from Thompson	South Carolina
24*	Pass	Hunt from Mauk	Missouri
24*	Rush	D.J. Williams	Arkansas State
24	Pass	Stone from Ferguson	Arkansas State
23	Rush	C.J. Beathard	Iowa
23*	Pass	Ford from Knight	Oklahoma
23	Rush	Mike Davis	South Carolina
23	Pass	Blue from Towles	Kentucky
22	Rush	Todd Gurley	Georgia
22	Pass	Byrd from Thompson	South Carolina
21	Pass	Cooper from Thompson	South Carolina
21	Pass	Cooper from Sims	Alabama
21	Pass	Blue from Towles	Kentucky
21	Rush	Patton Robinette	Vanderbilt
20	Rush	Maty Mauk	Missouri
20	Pass	Bell from Knight	Oklahoma
20	Pass	Chubb from Mason	Georgia
20	Rush	Jaiston Fowler	Alabama
20	Rush	Dylan Thompson	South Carolina
20	Rush	Brandon Wilds	South Carolina

* touchdown scored on play

Defense (2)

Yards	Type	Player(s)	Opponent
100*	INT	Julian Wilson	Oklahoma
37	INT	Desmond King	Iowa

* touchdown scored on play

Special Teams (22)

Yards	Type	Player(s)	Opponent
41	KR	Rollins-Davis	Arkansas State
36	KR	K. Williams	Utah State
31	KR	A. Debose	Florida
30	KR	M. Murphy	Missouri
30	KR	S. Williams	Kentucky
29	PR	McKenzie	Georgia
29	KR	S. Williams	Kentucky
27	KR	Gurley	Georgia
26	KR	D. Sims	Vanderbilt
25	KR	K. Williams	Utah State
25	KR	A. Ross	Oklahoma
24	KR	S. Williams	Kentucky
23	KR	K. Williams	Utah State
23	KR	S. Williams	Kentucky
22	KR	J. Walton	Ole Miss
22	KR	S. Williams	Kentucky
21	KR	D. Sims	Vanderbilt
21	KR	S. Carson	South Carolina
20	KR	A. Debose	Florida
20	KR	Gurley	Georgia
20	KR	Cy. Jones	Alabama
20	KR	Cy. Jones	Alabama

* touchdown scored on play

■ THE LAST TIME TENNESSEE...

INDIVIDUAL

Rushed for 100 yards - 122, Jalen Hurd vs. Iowa, 1/2/15
Rushed for 200 yards - 223, Arian Foster vs. Vanderbilt, 11/19/05
Rushed for 250 yards - 294, Chuck Webb vs. Mississippi, 11/18/89
A QB Rushed for 100 yards - 166, Joshua Dobbs at South Carolina, 11/1/14
Passed for 300 yards - 301, Joshua Dobbs at South Carolina, 11/1/14
Passed for 400 yards - 404, Tyler Bray vs. Missouri, 11/10/12
Passed for 500 yards - 530, Tyler Bray vs. Troy, 11/3/12
Had 100 yards receiving - 109, Alton 'Pig' Howard at South Carolina, 11/1/14
Had 150 yards receiving - 219, C. Patterson, 181, J. Hunter vs. Troy, 11/3/12
Had 200 yards receiving - 219, Cordarrelle Patterson, vs. Troy, 11/3/12
Returned onside kick for TD - 44, Bret Smith at S. Carolina, 10/30/04
Returned conventional kickoff for TD - 98, Cordarrelle Patterson at Miss. St, 10/13/12
Returned kickoff 100 yards - Leonard Scott vs. Georgia, 10/9/99
Returned punt for TD - 76, Cameron Sutton at Vanderbilt, 11/29/14
Returned punt at least 75 yards - 76, Cameron Sutton at Vanderbilt, 11/29/14 (TD)
Returned INT for TD - 23 yards, Brian Randolph vs. Kentucky, 11/15/14
Returned a fumble for TD - 18, Parys Haralson vs. Alabama, 10/23/04
Returned an extra point for a score - 97, Floyd Miley vs. Mississippi (at Memphis), 11/17/90 (blocked kick return)
Rushed for three TDs - 3, Joshua Dobbs at South Carolina, 11/1/14
Rushed for four TDs - 4, James Stewart at Georgia, 9/10/94
Threw four TD passes - 4, Tyler Bray vs. Kentucky, 11/24/12
Caught three TD passes - 3, Justin Hunter vs. Troy, 11/3/12
Made four FGs - 4, Derrick Brodus vs. Akron, 9/22/12
Had an 80-yard run - 87, LaMarcus Coker at Vanderbilt, 11/18/06
Had an 80-yard completion - 81, Tyler Bray to Justin Hunter vs. Montana, 9/4/11
Had 20+ tackles - 21, A.J. Johnson at Mississippi State, 10/13/12
Recorded three sacks - 3.0 (2x), Derek Barnett at S. Carolina (11/1/14) & Ole Miss (10/18/14)
Forced two fumbles - 2, Rico McCoy vs. South Carolina, 10/31/09
Intercepted two passes - 2, Brian Randolph vs. Western Kentucky, 9/7/13
Intercepted three passes - 3, Deon Grant vs. Auburn 10/2/99
Made a 50-yard FG - 51, Michael Palardy at Missouri, 11/2/13

TEAM

Shut out an opponent - 45-0 vs. Austin Peay, 8/31/13
Shut out consecutive opponents - at Vanderbilt and vs. Kentucky, 11/23-30/02 (24-0)
Rushed for more than 300 yards - 344, at South Carolina, 11/1/14 (55 att.)
Rushed for more than 400 yards - 406, vs. Vanderbilt, 11/26/94 (60 att.)
Passed for more than 300 yards - 301 at South Carolina, 11/1/14 (23-of-40)
Passed for more than 400 yards - 432 vs. Missouri, 11/10/12 (38-for-55)
Had more than 500 yards total off. - 511 vs. Kentucky, 11/15/14 (297 pass, 214 rush)
Had more than 600 yards total off. - 645 at South Carolina, 11/1/14 (301 pass, 344 rush)
Scored 50 points - 50, vs. Kentucky, 11/15/14 (Score: 50-16)
Scored 60 points - 63, vs. Western Kentucky, 9/5/09 (Score: 63-7)
Scored 70 points - 70, vs. Louisiana-Monroe, 9/23/00 (Score: 70-3)
Failed to rush for 100 yards - 53 vs. Missouri, 11/22/14 (29 att.)
Failed to pass for 100 yards - 94, at Vanderbilt, 11/29/14 (11-of-20)
Held opponent to fewer than 100 yards rushing - 94, vs. Kentucky, 11/15/14 (34 att.)
Held opponent to fewer than 100 yards passing - 96, vs. Chattanooga, 10/11/14 (10-of-17)
Held opponent to fewer than 100 yards total off. - 83, vs. W. Ky, 9/5/09 (34 rush, 49 pass)
Held opponent without a TD - vs. Austin Peay, 8/31/13 (Score: Tennessee 45-0)
Failed to get a first down - vs. Auburn, 9/27/58 (Score: Auburn 13-0)
Scored a safety - vs. NC State 8/31/12 (C. Maggitt sack, forced fumble)
Committed no turnovers - vs. Kentucky, 11/15/14
Forced opponent into five turnovers - vs. Western Kentucky, 9/7/13
Committed no penalties - vs. Austin Peay, 8/31/13
Never had to punt - vs. Western Ky., 9/5/09 (15 off. possessions in 63-7 win)
Blocked a punt - vs. Georgia, 10/5/13 (Jalen Reeves-Maybin)
Returned blocked punt for TD - 15 vs. Georgia, 10/5/13 (Devaun Swafford)
Blocked a field goal - at Oklahoma, 9/13/14 (A.J. Johnson)
Returned blocked FG for TD - 90 vs. S. Carolina, 10/28/95 (Tyrone Hines)
Blocked a PAT - Auburn, 11/9/13 (Daniel McCullers on PAT)
Faked a punt - at Vanderbilt, 11/17/12 (Michael Palardy incomplete pass)
Successfully faked punt for 1st down - at Alabama, 10/22/11 (M. Palardy pass to A. Anderson)
Faked a FG - vs. Missouri, 11/22/14 (P. Ashford pass to A. Ellis for touchdown)
Attempted 2-pt conversion - at Georgia, 9/27/14 (Worley pass to Helm successful)
Scored 2-pt conversion - at Georgia, 9/27/14 (Worley pass to Helm successful)
Attempted onside kick - vs. Missouri, 11/22/14 (Tennessee recovered; penalty turnover)
Two players w/ 100 yards rushing - J. Dobbs (166) & J. Hurd (125) at S.C (11/1/14)
Three players with 100 yards rushing - J.Stewart (145), A.Hayden (115) & M.Phillips (107) vs. Vanderbilt, 11/30/91
Two players w/ 100 yards passing - T. Bray (159) & M. Simms (153) at S. Carolina, 10/30/10
Two players w/ 100 yards receiving - J. Hunter (141) & M. Rivera (129) vs. Missouri, 11/10/12
Lost OT game - vs. Georgia, 10/5/13 (Score: UGA 34-31, 1 OT)
Won OT game - at South Carolina, 11/1/14 (Score: UT 45-42, OT)
Won game on last play - vs. South Carolina, 10/19/13 (UT 23-21, 19-yd Michael Palardy FG)
Lost game on last play - OT field goal vs. Georgia, 10/5/13 (Score: UGA 34-31, 1 OT)
Rallied from down 14 to win - at South Carolina, 11/1/14 (trailed 42-28 in 4Q & won, 45-42)
Beat ranked opponent - vs. #11 South Carolina, 10/19/13 (Score: Tennessee 23-21)
Beat team ranked in top 15 - vs. #11 South Carolina, 10/19/13 (Score: Tennessee 23-21)
Beat team ranked in top five - at #4 LSU, 9/26/05 (Score: Tennessee 30-27 OT)

Highlighted - Accomplished during 2014 season



■ THE LAST TIME AN OPPONENT...

INDIVIDUAL

Rushed for 100 yards - 120, Jordan Canzeri vs. Iowa, 1/2/15
Rushed for 200 yards - 208, Todd Gurley at Georgia, 9/27/14 (28 attempts)
Rushed for 250 yards - 282, Dexter McCluster, at Mississippi, 11/14/09 (25 attempts)
A QB Rushed for 100 yards - 214, Nick Marshall, vs. Auburn, 11/9/13
Passed for 300 yards - 347, Dylan Thompson at South Carolina, 11/1/14
Passed for 400 yards - 456, Marcus Mariota, at Oregon, 9/14/13
Passed for 500 yards - Never
Had 100 yards receiving - 106, Jimmie Hunt vs. Missouri, 11/22/14
Had 150 yards receiving - 233, Pharoah Cooper at South Carolina, 11/1/14
Had 200 yards receiving - 233, Pharoah Cooper at South Carolina, 11/1/14
Returned a kickoff for TD - 90, Corey Grant, Auburn, 11/9/13
Returned a kickoff 100 yards - Brandon Boykin, Georgia, 10/10/09
Returned a punt for TD - 85, Chris Davis, Auburn, 11/9/13
Returned a blocked punt for TD - 17, Sean Westgate, at UCLA, 9/1/08
Returned a INT for TD - 100, Julian Wilson at Oklahoma, 9/13/14
Returned a fumble for TD - 0, Josh Dawson at Georgia, 9/27/14 (recovered in end zone)
Returned an extra point for score - Quinton Reese, Auburn (SEC Championship), 12/6/97 (yardage not recorded)
Returned a punt at least 75 yards - 85, Chris Davis, Auburn, 11/9/13 (TD)
Rushed for three TDs - 3, Tre Mason, Auburn, 11/9/13
Rushed for four TDs - 4, Dexter McCluster, at Mississippi, 11/14/09
Threw four TD passes - 4, Marcus Mariota, at Oregon, 9/14/13
Caught three TD passes - 3, Josh Reed, at LSU, 9/30/00 (overtime)
Made four FGs - 4, Robert Stein, Akron, 9/22/12
Had an 80-yard run - 80, Tre Burton, Florida, 9/15/12
Had an 80-yard completion - 85, Dylan Thompson to Pharoah Cooper at South Carolina (TD), 11/1/14
Recorded three sacks - 5, Alex Brown, at Florida, 9/18/99
Intercepted two passes - 2, Torren McGaster, Vanderbilt, 11/29/14
Made a 50-yard FG - 54, Austin MacGinnis, Kentucky, 11/15/14

TEAM

Shut out Tennessee - 31-0, Florida, 9/17/94
Shut out Tennessee in consecutive games - at Kentucky and vs. Vanderbilt, 11/19-26/59 (Scores: 20-0, 14-0)
Rushed for more than 300 yards - 444, vs. Auburn, 11/9/13
Rushed for more than 400 yards - 444, vs. Auburn, 11/9/13
Passed for more than 300 yards - 377, at South Carolina, 11/1/14 (21-of-34)
Had more than 600 yards total offense - 625, at South Carolina, 11/1/14 (377 pass, 248 rush)
Scored 50 points - 55, Auburn, 11/9/13, (Score: Auburn 55-23)
Scored 60 points - 62, Florida, 11/16/95 (Score: Florida 62-37)
Scored 70 points - 70, Trinity (present-day Duke), 11/4/1893 (Score: Trinity 70-0)
Failed to rush for 100 yards - 94, Kentucky, 11/15/14 (34 attempts)
Failed to pass for 100 yards - 96, Chattanooga, 10/11/14 (10-of-17)
Held Tennessee to fewer than 100 yards rushing - 53 vs. Missouri, 11/22/14 (29 att.)
Held Tennessee to fewer than 100 yards passing - 92, Vanderbilt, 11/29/14 (11-of-20)
Held Tennessee to fewer than 100 yards total offense - 59, vs. Alabama, 10/18/80
Held Tennessee without TD - at Ole Miss, 10/18/14 (Score: Ole Miss 34-3)
Scored a safety - Montana, 9/4/11 (Tauren Poole tackled in end zone)
Blocked a punt - vs. Western Kentucky, 9/7/13 (Tyler Higbee)
Returned a blocked punt for TD - 17, at UCLA, 9/1/08 (Sean Westgate)
Blocked a FG - vs. Vanderbilt, 11/23/13 (blocked by Adam Butler)
Blocked two FGs - at Alabama, 10/24/09 (Terrence Cody blocked both)
Returned punt and kickoff for TD in same game - Auburn, 11/9/13 (Chris Davis 85-yard punt return; Corey Grant 90-yard kickoff return)
Faked a punt - Florida, 9/15/12 (Matt Elam 5 run unsuccessful)
Successfully faked a punt for first down - Florida, 9/18/10 (Omarius Hines 36 run)
Failed 2-pt conversion - Arkansas State, 9/6/14 (S. Hogan pass attempt failed)
Scored 2-pt conversion - vs. Troy, 11/3/12 (Eric Thomas pass from Corey Robinson)
Attempted an onside kick - 3 vs. Iowa, 1/2/15 (last Todd Kelly Jr. recovered)
Recovered a successful onside kick - at Mississippi State, 10/13/12
Two players with 100 yards rushing - Auburn, N. Marshall (214), T. Mason (120), 11/9/13
Three players with 100 yards rushing - Mississippi, P. Hofer (119), J. Reed (115), M. Sweet (103), 11/15/75
Two players with 100 yards passing - Troy, Corey Robinson (393) and Deon Anthony (103), 11/3/12
Two players with 100 yards receiving - Oregon, Josh Huff (125) and Johnny Mundt (121), 9/14/13
Won OT game - Georgia, 10/5/13 (Score: UGA 34-31, 1 OT)
Lost OT game - South Carolina, 11/14/14 (Score: UT 45-42, OT)
Beat a ranked Tennessee team - Florida, 9/15/12 (Score: #18 UF 37, #23 UT 20)
Beat a Tennessee team ranked in the top 15 - LSU (SEC Championship Game), 12/1/07 (Score: LSU 21, No. 14 UT 14)
Beat a Tennessee team ranked in the top five - Florida, 9/17/05 (Score: Florida 16, No. 4 UT 7)

Highlighted - Accomplished during 2014 season

REVIEW

Game 1

UTAH STATE	0	0	0	7	-	7
TENNESSEE	14	3	7	14	-	38

Aug. 31 | Neyland Stadium | Knoxville | 7:06 p.m. | Attendance: 102,455



Breakdown

	USU	UT
FIRST DOWNS	11	24
Rushing	4	8
Passing	6	13
Penalty	1	3
NET YARDS RUSHING	100	110
Rushing Attempts	24	39
Average Per Rush	4.2	2.8
Rushing Touchdowns	0	2
Yards Gained Rushing	121	134
Yards Lost Rushing	21	24
NET YARDS PASSING	144	273
Completions-Attempts-Int	18-35-2	28-40-0
Average Per Attempt	4.1	6.8
Average Per Completion	8.0	9.8
Passing Touchdowns	1	3
TOTAL OFFENSE YARDS	244	383
Total offense plays	59	79
Average Gain Per Play	4.1	4.8
Fumbles: Number-Lost	2-1	0-0
Penalties: Number-Yards	5-42	6-40
PUNTS-YARDS	8-302	8-298
Average Yards Per Punt	37.8	37.2
Net Yards Per Punt	37.8	36.5
Inside 20	1	4
50+ Yards	0	1
Touchbacks	0	0
Fair catch	6	4
KICKOFFS-YARDS	2-129	7-407
Average Yards Per Kickoff	64.5	58.1
Net Yards Per Kickoff	47.0	39.0
Touchbacks	0	0
Punt returns: Number-Yards-TD	1-6-0	0-0-0
Average Per Return	6.0	0.0
Kickoff returns: Number-Yds-TD	7-134-0	2-35-0
Average Per Return	19.1	17.5
Interceptions: Number-Yds-TD	0-0-0	2-23-0
Fumble Returns: Number-Yds-TD	0-0-0	0-0-0
Miscellaneous Yards	0	0
Possession Time	25:25	34:35
1st Quarter	6:30	8:30
2nd Quarter	7:23	7:37
3rd Quarter	6:11	8:49
4th Quarter	5:21	9:39
Third-Down Conversions	3 of 14	8 of 18
Fourth-Down Conversions	0 of 1	0 of 0
Red-Zone Scores-Chances	0-0	6-6
Touchdowns	0-0	5-6
Field goals	0-2	1-6
Sacks By: Number-Yards	2-14	1-5
PAT Kicks	1-1	5-5
Field Goals	0-1	1-2

► THE WRAPUP

For the Record

• Justin Worley, Jordan Williams, Mack Crowder represented the Vols for the pregame coin toss.

Game Notes

• Tennessee witnessed 32 of its 71 total plays make their debut, accounting for 45 percent of the Vols' participation.

• Twenty-one true freshmen made their Tennessee debuts including: Jalen Hurd, Josh Malone, Todd Kelly Jr., Rashaan Gaulden, Derek Barnett, Emmanuel Moseley, Dillon Bates, Cortez McDowell, Aaron Medley, Elliott Berry, Evan Berry, Colton Jumper, Coleman Thomas, Dewayne Hendrix, Jashon Robertson, Dimarya Mixon, Vic Wharton, D'Andre Payne, Daniel Helm, Ethan Wolf and Michael Sawyers.

• The previous school record for freshman debuts in the season opener was 12 freshmen in 2010 and 2011.

• 11 other newcomers made their Vol debuts in the first half including: Ryan Jenkins, Von Pearson, Patrick Ashford, Michael Williams, Austin Sanders, Justus Pickett, Chris Weather, Owen Williams, Alex Ellis, Matt Giampapa, Brett Kendrick.

• Ethan Wolf started at tight end. Wolf is now the first true freshman to start at TE since freshmen became eligible in 1972.

• Worley established a new career high with 27 completions, and surpassed his career high of pass attempts with 38 for 273 total yards.

Vols Cruise Past Utah State, 38-7

KNOXVILLE, Tenn. - Justin Worley loves playing with Tennessee's talented group of newcomers, who helped Worley to a successful return from thumb surgery in a Sunday night opener.

Worley threw for 273 yards and three touchdowns, and the Volunteers beat Utah State 38-7 in a game matching two quarterbacks returning from injuries.

Worley completed his first 13 passes of the second half in his first appearance since missing Tennessee's final four games last season. He was 27 of 38 overall, connecting with 10 different receivers.

He said he benefited from having more playmakers around him, thanks in part to the arrival of a heralded recruiting class.

Worley threw touchdown passes to Brendan Downs, Von Pearson and Jalen Hurd in front of a sellout crowd of 102,455 at Neyland Stadium. His 27 completions were a career high.

Worley outperformed Chuckie Keeton, who was playing for the first time since tearing the anterior cruciate and medial collateral ligaments in his left knee last October. Keeton went 18 of 35 for 144 yards with two interceptions and one touchdown pass. He also ran for 12 yards on eight carries.

Tennessee is relying heavily on newcomers as it attempts to end a string of four straight losing seasons, and they wasted no time making an impact. By the midway point of the first quarter, Tennessee already had played 16 true freshmen, the most ever used by the Vols in a season opener. They ended up using 21 true freshmen.

Two of Worley's TD passes went to newcomers; Hurd is a freshman and Pearson a junior-college transfer. Todd Kelly Jr., another freshman, had a fumble recovery that set up a touchdown.

Utah State, one of only nine Football Bowl Subdivision teams to win at least 20 games combined in the 2012 and 2013 seasons, has a reputation for scaring big-name opponents and playing well away from home. But the Aggies didn't put up much of a fight Sunday.

Tennessee opened the scoring by getting two touchdowns in a span of 14 seconds six minutes into the game.

Alton "Pig" Howard got things started with an 8-yard run around the right end for the junior's first career rushing touchdown. When Utah State's Kennedy Williams took the ensuing kickoff out of the end zone, A.J. Johnson knocked the ball away and Kelly recovered. On the next play, Worley found tight end Brendan Downs for a 12-yard touchdown.

The turnover on the kickoff return marked just the second career forced fumble for Johnson, a senior All-Southeastern Conference linebacker. He added his first career interception in the fourth quarter, setting up Marlin Lane's 7-yard touchdown run.

Tennessee extended the advantage to 17-0 by halftime. Utah State didn't reach Tennessee territory until the opening series of the second half, a drive that ended with Jake Thompson's 48-yard field-goal attempt going wide left.

Pearson caught a short pass, made a nifty move around a defender and scored from 18 yards out late in the third. Hurd's 15-yard reception on the first play of the fourth quarter made it 31-0.

Utah State broke up the shutout bid on Keeton's 37-yard touchdown pass from Keeton to Hunter Sharp with 14:16 remaining.

>> SCORING SUMMARY

Team	Qtr	Time	Scoring Play	Conversion	Plays	TOPScore
UT	1st	9:23	Howard 8 yd run	Medley kick	6-70	2:30 0-7
UT	1st	9:09	Downs 12 yd pass from Worley	Medley kick	1-12	0:06 0-14
UT	2nd	1:00	Medley 36 yd field goal		8-27	1:19 0-17
UT	3rd	5:31	Pearson 14 yd pass from Worley	Medley kick	13-69	6:00 0-24
UT	4th	14:51	Hurd 15 yd pass from Worley	Medley kick	8-73	2:58 0-31
USU	4th	14:16	Sharp 37 yd pass from Keeton	Diaz kick	2-75	0:30 7-31
UT	4th	10:36	Lane 7 yd run	Medley kick	2-11	0:51 7-38

Stat Leaders

>> UTAH STATE

Rushing	Att	Yds	TD	Long	Avg.
Natson	2	47	0	38	23.5
Hill	9	22	0	14	2.4
Hunt	4	17	0	8	4.2
Keeton	8	12	0	11	1.5
Hall	1	2	0	2	2.0
Totals	24	100	0	38	4.2
Passing	C-A-I	Yds	TD	Long	Sack
Keeton	18-35-2	144	1	37	1
Totals	18-35-2	144	1	37	1
Receiving	No.	Yds	TD	Long	
Butler	3	29	0	13	
Natson	3	18	0	16	
Sharp	2	37	1	37	
Houston	2	13	0	9	
Hill	2	1	0	2	
Robinson	1	9	0	9	
Totals	18	144	1	37	

>> TENNESSEE

Rushing	Att	Yds	TD	Long	Avg.
Lane	11	41	1	9	3.7
Hurd	11	29	0	7	2.6
Worley	6	11	0	7	2.3
Pickett	4	11	0	7	2.8
Howard	2	9	1	8	4.5
Young	1	6	0	6	6.0
Summerhill	3	5	0	3	1.7
TEAM	1	-5	0	-5	-5
Totals	39	110	2	9	2.8
Passing	C-A-I	Yds	TD	Long	Sack
Worley	27-38-0	273	3	38	2
Howard	0-1-0	0	0	0	0
Smith	3-49-0	49	0	38	0
Totals	28-40-0	273	3	38	2
Receiving	No.	Yds	TD	Long	
Howard	6	37	0	14	
North	4	38	0	19	
Smith	3	49	0	38	
Pearson	3	27	1	14	
Wolf	3	26	0	12	
Croom	2	41	0	27	
Malone	2	26	0	15	
Hurd	2	16	1	15	
Downs	1	12	1	12	
Lane	1	2	0	2	
Helm	1	0	0	0	
Totals	28	273	3	38	



Game 2

ARKANSAS STATE 6 6 0 7 - 19
TENNESSEE 10 14 7 3 - 34

Sept. 6 | Neyland Stadium | Knoxville | 12:01 p.m. | Attendance: 99,538



Breakdown

	ASU	UT
FIRST DOWNS	17	23
Rushing	8	9
Passing	9	12
Penalty	0	2
NET YARDS RUSHING	141	168
Rushing Attempts	42	45
Average Per Rush	3.4	3.7
Rushing Touchdowns	2	2
Yards Gained Rushing	168	185
Yards Lost Rushing	27	17
NET YARDS PASSING	190	247
Completions-Attempts-Int	22-36-0	22-38-1
Average Per Attempt	5.3	6.5
Average Per Completion	8.6	11.2
Passing Touchdowns	1	2
TOTAL OFFENSE YARDS	331	415
Total offense plays	78	83
Average Gain Per Play	4.2	5.0
Fumbles: Number-Lost	2-1	1-0
Penalties: Number-Yards	9-75	2-14
PUNTS-YARDS	7-303	6-243
Average Yards Per Punt	43.3	40.5
Net Yards Per Punt	40.3	38.0
Inside 20	3	2
50+ Yards	1	1
Touchbacks	0	0
Fair catch	3	1
KICKOFFS-YARDS	3-195	7-429
Average Yards Per Kickoff	65.0	61.3
Net Yards Per Kickoff	40.7	37.0
Touchbacks	1	2
Punt returns: Number-Yards-TD	3-15-0	1-21-0
Average Per Return	5.0	21.0
Kickoff returns: Number-Yards-TD	5-120-0	2-48-0
Average Per Return	24.0	24.0
Interceptions: Number-Yds-TD	1-0-0	0-0-0
Fumble Returns: Number-Yds-TD	0-0-0	0-0-0
Miscellaneous Yards	0	0
Possession Time	28:57	31:03
1st Quarter	5:57	9:03
2nd Quarter	8:06	6:54
3rd Quarter	7:14	7:46
4th Quarter	7:40	7:20
Third-Down Conversions	4 of 17	9 of 18
Fourth-Down Conversions	2 of 5	0 of 0
Red-Zone Scores-Chances	2-2	6-7
Touchdowns	2-2	4-7
Field goals	0-2	2-7
Sacks By: Number-Yards	2-13	3-15
PAT Kicks	1-2	4-4
Field Goals	0-0	2-3

▶ THE WRAPUP

For the Record

• Justin Worley, Curt Maggitt and Mack Crowder represented the Vols for the pregame coin toss.

Game Notes

• Brett Kendrick made his first career start for the Vols at left tackle, in place of the injured Jacob Gilliam.

• Todd Kelly Jr. made his first career start at strong safety, in place of Devuan Swafford. Kelly had five tackles on the day.

• Chris Weathered made his first career start at linebacker against Arkansas State. Weathered had two tackles and one PBU.

• Jalen Reeves-Maybin recorded his first career sack for a three-yard loss on Arkansas State quarterback Fredi Knighten in the first quarter.

• Devrin Young gained 19 yards on the opening kickoff, moving past Corey Larkins (1,307) into third place on the all-time kick return list at Tennessee. He finished the game with 48 yards for a new career yardage mark of 1,346.

• UT had 415 total yards on offense, compared to Arkansas State's 331.

• Justin Worley connected with Von Pearson for the longest completion of his career (56 yards) in the first quarter. His previous career-long completion was in 2013 at Oregon (51 yards). Pearson's previous long reception was 27 yards vs. Utah State on Aug. 31.

• Worley began the game 9-of-9 on completions and finished the first quarter 9-of-10 for 94 yards. Last week vs. Utah State, he also had a streak of 13 consecutive pass completions.

North's 2 TDs Lift Vols To 34-19 Win

KNOXVILLE, Tenn. -- Sophomore receiver Marquez North hauled in two touchdowns as the Vols posted a 34-19 win over Arkansas State.

In front of a home crowd of 99,538, Justin Worley continued his efficiency beginning the game 9-of-9 and finished the game going 22-for-38 for 247 yards and three total touchdowns. One of those touchdowns marked his first career rushing touchdown. He connected with North on both of his passing scores. The Vols first four scoring drives of the day went for 70 yards or more. Tennessee went 6-of-7 on trips to the red zone and piled up 415 yards of offense.

Worley connected with a total of nine different receivers. Leading the receiving group was Von Pearson with 71 yards on four catches prior to suffering an injury. North racked up 68 yards on four catches.

Jalen Hurd led the running back group with 83 yards and tallied his first rushing touchdown as a collegian. Marlin Lane also ran for 54 yards on 13 attempts.

The Tennessee defense limited Arkansas State's offense all game holding them to go 4-for-17 on third down conversions. A.J. Johnson led the defense with nine tackles. Behind him LaDarrell McNeil had seven tackles, four unassisted. Both Jalen Reeves-Maybin and Brian Randolph had six tackles apiece. Reeves-Maybin also recorded two tackles for a loss.

On their first drive of the game, Arkansas State took the early lead after a four-yard rushing touchdown by quarterback Fredi Knighten. The extra point was missed by Luke Ferguson. With the offense back on the field, Worley completed the longest completion of his career for 56 yards to Pearson. The Vols were limited to a field goal, but narrowed the Red Wolves lead, 6-3.

The Orange Swarm came back to work and stopped ASU on their first third down conversion attempt of the game. Starting the action Marlin Lane had an 18-yard run followed by a first down pass to Jason Croom for 11 yards. Hurd ran the ball twice for 16 yards, moving the Vols back into the red zone where Hurd notched his first rushing score. Ending the first quarter, the Vols stopped ASU with a sack by Reeves-Maybin, resulting in a loss for three yards.

With the ball in hand to begin the second quarter, Worley continued to show control with three throws for at least 18 yards each to Josh Smith, North and Howard, respectively. Back in the red zone, Worley connected with North for a touchdown, the second of North's career. Aaron Medley kicked for the extra point to make it 17-6.

After starting the game 0-of-4 in third down conversions, the Red Wolves were successful in a fourth down conversion on a fake punt and moved into the red zone. Knighten connected to Tres Houston for a 9-yard touchdown, but failed on the two-point conversion.

The Vols continued their scoring momentum with Worley connecting with North again for a 24 yard pass. Back in the red zone, Josh Smith hurdled over ASU's defensive back Rocky Hayes for a 12 yard gain before Worley ran five yards for his first career touchdown.

The Tennessee defense came up with a fourth down stop late in the game, leading to another field goal by Medley, from 38 yards out, to close the game's scoring.

>> SCORING SUMMARY

Team	Qtr	Time	Scoring Play	Conversion	Plays	TOP Score
ASU	1st	11:03	Knighten 4 yd run		6-40	2:13 6-0
UT	1st	7:16	Medley 20 yd field goal		9-73	3:47 6-3
UT	1st	3:02	Hurd 4 yd run	Medley kick	10-70	3:08 6-10
UT	2nd	13:01	North 10 yd pass from Worley	Medley kick	10-77	2:23 6-17
ASU	2nd	4:10	Houston 9 yd pass from Knighten		13-72	4:29 12-17
UT	2nd	1:20	Worley 5 yd run	Medley kick	10-71	2:36 12-24
UT	3rd	7:52	North 14 yd pass from Worley	Medley kick	10-64	3:15 12-31
ASU	4th	10:06	Williams 24 yd run	Ferguson kick	11-83	3:36 19-31
UT	4th	1:41	Medley 38 yd field goal		4-9	1:06 19-34

Stat Leaders

>> ARKANSAS STATE

Rushing	Att	Yds	TD	Long	Avg.
Knighten	14	65	1	15	4.6
Williams	2	23	1	24	11.5
Byner	6	20	0	7	3.3
Gordon	7	17	0	7	2.4
Hollingsworth	7	13	0	9	1.9
White	4	6	0	3	1.5
McKissic	1	2	0	2	2.0
TEAM	1	-5	0	0	0.0
Totals	42	141	2	24	3.4

Passing	C-A-I	Yds	TD	Long	Sack
Knighten	21-34-0	166	1	18	3
Cox	0-1-0	0	0	0	0
Ferguson	1-1-0	24	0	24	0
Totals	22-36-0	190	1	24	3

>> TENNESSEE

Rushing	Att	Yds	TD	Long	Avg.
Hurd	23	83	1	12	3.6
Lane	13	54	0	18	4.2
Smith	1	12	0	12	12.0
Young	2	11	0	11	5.5
Worley	6	8	1	5	1.3
Totals	45	168	2	18	3.7

Receiving	No.	Yds	TD	Long
Wolf	5	20	0	8
Pearson	4	71	0	56
North	4	68	2	24
Howard	3	30	0	20
Smith	2	29	0	21
Malone	1	14	0	14
Croom	1	11	0	11
Johnson	1	4	0	4
Lane	1	0	0	0
Totals	22	247	2	56

Game 3

TENNESSEE	0	7	3	0	-	10
OKLAHOMA	13	7	7	7	-	34

Sept. 13 | Memorial Stadium | Norman, Okla. | 8:14 p.m. | Attendance: 85,622



Breakdown

	UT	OU
FIRST DOWNS	18	21
Rushing	5	7
Passing	12	14
Penalty	1	0
NET YARDS RUSHING	112	146
Rushing Attempts	33	34
Average Per Rush	3.4	4.3
Rushing Touchdowns	0	2
Yards Gained Rushing	154	155
Yards Lost Rushing	42	9
NET YARDS PASSING	201	308
Completions-Attempts-Int	21-44-2	20-33-1
Average Per Attempt	4.6	9.3
Average Per Completion	9.6	15.4
Passing Touchdowns	1	1
TOTAL OFFENSE YARDS	313	454
Total offense plays	77	67
Average Gain Per Play	4.1	6.8
Fumbles: Number-Lost	2-1	1-1
Penalties: Number-Yards	1-10	5-41
PUNTS-YARDS	8-278	5-190
Average Yards Per Punt	34.8	38.0
Net Yards Per Punt	35.6	37.4
Inside 20	2	0
50+ Yards	0	0
Touchbacks	0	0
Fair catch	6	3
KICKOFFS-YARDS	3-180	7-455
Average Yards Per Kickoff	60.0	65.0
Net Yards Per Kickoff	42.7	42.1
Touchbacks	0	4
Punt returns: Number-Yards-TD	1-3-0	2-7-0
Average Per Return	3.0	-3.5
Kickoff returns: Number-Yards-TD	3-60-0	3-52-0
Average Per Return	20.0	17.3
Interceptions: Number-Yds-TD	1-0-0	2-100-1
Fumble Returns: Number-Yards-TD	0-0-0	0-0-0
Miscellaneous Yards	0	0
Possession Time	31:24	28:36
1st Quarter	6:04	8:56
2nd Quarter	7:33	7:27
3rd Quarter	7:03	7:57
4th Quarter	10:44	4:16
Third-Down Conversions	6 of 17	3 of 12
Fourth-Down Conversions	0 of 1	0 of 1
Red-Zone Scores-Chances	1-2	4-4
Touchdowns	0-2	2-4
Field goals	1-2	2-4
Sacks By: Number-Yards	1-2	5-32
PAT Kicks	1-1	4-4
Field Goals	1-1	2-3

▶ THE WRAPUP

For the Record

- Justin Worley, A.J. Johnson and Curt Maggitt represented the Vols for the pregame coin toss.

Game Notes

- Five true freshmen started for UT, including Todd Kelly Jr. (SS), Derek Barnett (DE), Coleman Thomas (RT), Daniel Helm (TE) and Jashon Robertson (RG).

- The five freshmen starters marked the most for UT since Nov. 12, 2011 at Arkansas: DeAnthony Arnett (WR), Marcus Jackson (LG), Justin Worley (QB), A.J. Johnson (LB), Brian Randolph (SS) and Justin Coleman (CB).

- Justin Worley connected with Josh Smith (14 yards) and Alton Howard (19 yards) on a 29 yard offensive drive in the first quarter.

- Jalen Hurd made a 44-yard run in the third quarter to put the Vols on their own 25 yard line. The rush marked his longest of the season with UT and is the longest since Rajion Neal had a 60-yarder in the Vols' 2013 finale at Kentucky.

- Hurd's 97 yards rushing established a new career high.

- A.J. Johnson recorded his 19th-career double-digit tackle game (39 career games) with 11 tackles against OU.

- Jordan Williams recorded his first sack of the season on OU's Trevor Knight, halting the Sooners' first offensive drive of the game.

- Devrin Young returned three kicks, moved into third place all-time for returning yards at UT. Young had 1,346 career return yards entering the game.

Volts Fall At #4/3 Sooners, 34-10

NORMAN, Okla. -- In the first regular-season meeting between the Vols and Sooners, #4/3 Oklahoma handed Tennessee a 34-10 defeat. Tennessee fell to 2-1 while the Sooners stayed perfect at 3-0.

Vols senior quarterback Justin Worley finished the game 21-of-44 for 201 yards with a touchdown. With a pair of true freshmen starting on the offensive line, he was sacked five times. Josh Smith had a career-high five catches for 58 yards and a score. Marquez North added six catches for 67 yards.

Freshman Jalen Hurd rushed for 97 yards including a 43-yard burst late in the game.

On defense, A.J. Johnson led the way with 11 stops, for his 19th career game with double-figure stops. Jalen Reeves-Maybin followed behind with nine tackles. Cameron Sutton and LaDarrell McNeil also contributed with seven and six tackles, respectively.

Oklahoma's Trevor Knight was 20-of-33 for 308 yards and one touchdown pass and a rushing score. Keith Ford scored two touchdowns, one of the ground and one through the air. Sterling Shepard led the Sooners' receivers with five catches for 109 yards.

Leading 20-7 at halftime, Oklahoma opened the second half with a quick drive (2:35) to build a 27-7 edge as Knight ran the ball in from five yards out.

Aaron Medley converted a 31-yard field goal to bring the Vols within, 27-10 with 2:29 left in the third quarter. The Vols took advantage of a muffed punt recovered by Reeves-Maybin.

Oklahoma sealed the game as Julian Wilson intercepted a tipped ball and ran the ball back 100 yards with 10:57 left in the game for a 34-10 lead for the Sooners.

The Vols got on the board as Worley connected with Smith on a 40-yard touchdown pass with 9:46 left in first half, making it 13-7, Oklahoma. Worley converted a pair of long third downs (11 and 12 yards) with a 30-yard pass to Hurd and a 14-yarder to North to keep the eight-play, 79-yard drive alive.

The Sooners responded two drives later to take a 20-7 lead on Ford's second score of the game on an 11-yard rush. Three plays prior to the touchdown, the Vols seemingly regained possession on a fumble. But instant replay upheld a run by Samaje Perine noting he was down before fumbling.

Oklahoma jumped out to a 13-0 lead at the end of the first quarter. Knight connected with Ford on a 23-yard scoring play to push the lead to 10-0 with 5:52 left in the first quarter. That TD was wrapped by a pair of field goals from Michael Hunnicutt from 29 and 27 yards.

Having already played the most true freshmen in the nation (22) coming into the game, the Vols started five true freshmen in the game including a pair on the right side of the offensive line in right guard Jashon Robertson and right tackle Coleman Thomas, making the first start of his career. Tight end Daniel Helm also drew his first starting nod in place of classmate Ethan Wolf, who was injured in the Vols last game.

This was the first regular-season meeting between Tennessee and Oklahoma with the teams splitting a pair of Orange Bowls with the Vols winning in 1939 and the Sooners in 1968.

>> SCORING SUMMARY

Team	Qtr	Time	Scoring Play	Conversion	Plays	TOP	Score
OU	1st	9:48	Hunnicutt 29 yd field goal		10-45	3-53	0-3
OU	1st	5:52	Ford 23 yd pass from Knight	Hunnicutt kick	6-54	1-48	0-10
OU	1st	0:04	Hunnicutt 27 yd field goal		7-53	3-15	0-13
UT	2nd	9:46	Smith 40 yd pass from Worley	Medley kick	8-79	2-54	7-13
OU	2nd	1:33	Ford 11 yd run	Hunnicutt kick	9-81	3-49	7-20
OU	3rd	12:25	Knight 5 yd run	Hunnicutt kick	6-75	2-35	7-27
UT	3rd	2:29	Medley 31 yd field goal		7-17	2-55	10-27
OU	4th	10:57	Wilson 100 yd interception return	Hunnicutt kick			10-34

Stat Leaders

>> TENNESSEE

Rushing	Att	Yds	TD	Long	Avg.
Hurd	14	97	0	43	6.9
Lane	10	42	0	8	4.2
Pickett	1	0	1	0	1.0
TEAM	1	-2	0	0	-2.0
Smith	1	-3	0	0	-3.0
Worley	6	-23	0	10	-3.8
Totals	33	112	0	43	3.4

Passing	C-A-I	Yds	TD	Long	Sack
Worley	21-44-2	201	1	40	5
Totals	21-44-2	201	1	40	5

>> OKLAHOMA

Rushing	Att	Yds	TD	Long	Avg.
Perine	9	67	0	31	7.4
Ford	15	56	1	13	3.7
Knight	5	17	1	9	3.4
Ross	5	6	0	3	1.2
Totals	34	146	2	31	4.3

Passing	C-A-I	Yds	TD	Long	Sack
Knight	20-33-1	308	1	45	1
Totals	20-33-1	308	1	45	1

Receiving	No.	Yds	TD	Long
Neal	7	71	0	43
Shepard	5	109	0	45
Bell	3	52	0	20
Ford	2	35	1	23
Young	2	28	0	18
Perine	1	13	0	13
Totals	20	308	1	45

Game 4

TENNESSEE	10	7	0	15	-	32
GEORGIA	7	14	0	14	-	35

Sept. 27 | Sanford Stadium | Athens, Ga. | 12:01 p.m. | Attendance: 92,746



Breakdown

	UT	UGA
FIRST DOWNS	22	25
Rushing	9	16
Passing	11	9
Penalty	2	0
NET YARDS RUSHING	117	289
Rushing Attempts	34	53
Average Per Rush	3.4	5.5
Rushing Touchdowns	1	3
Yards Gained Rushing	161	314
Yards Lost Rushing	44	25
NET YARDS PASSING	284	147
Completions-Attempts-Int	27-44-0	16-25-2
Average Per Attempt	6.5	5.9
Average Per Completion	10.5	9.2
Passing Touchdowns	3	1
TOTAL OFFENSE YARDS	401	436
Total offense plays	78	78
Average Gain Per Play	5.1	5.6
Fumbles: Number-Lost	2-2	2-0
Penalties: Number-Yards	7-49	7-57
PUNTS-YARDS	8-357	7-294
Average Yards Per Punt	44.6	42.0
Net Yards Per Punt	39.5	41.4
Inside 20	4	2
50+ yards	3	2
Touchbacks	0	0
Fair catch	3	3
KICKOFFS-YARDS	5-289	6-355
Average Yards Per Kickoff	57.8	59.2
Net Yards Per Kickoff	40.6	38.0
Touchbacks	0	1
Punt returns: Number-Yards-TD	1-4-0	5-41-0
Average Per Return	4.0	8.2
Kickoff returns: Number-Yards-TD	4-102-0	5-86-0
Average Per Return	25.5	17.2
Interceptions: Number-Yds-TD	2-0-0	0-0-0
Fumble Returns: Number-Yds-TD	0-0-0	0-0-1
Miscellaneous Yards	0	0
Possession Time	28:13	31:47
1st Quarter	9:23	5:37
2nd Quarter	9:20	9:30
3rd Quarter	6:33	8:27
4th Quarter	6:47	8:13
Third-Down Conversions	6 of 17	10 of 10
Fourth-Down Conversions	0 of 0	2 of 2
Red-Zone Scores-Chances	2-2	3-3
Touchdowns	2-2	3-3
Field goals	0-2	0-3
Sacks By: Number-Yards	3-11	3-31
PAT Kicks	3-3	5-5
Field Goals	1-1	0-0

THE WRAPUP

For the Record
 • Justin Worley, Brian Randolph, A.J. Johnson and Curt Maggitt represented the Vols for the pregame coin toss.

Game Notes
 • Josh Malone made his first start for the Vols at wide receiver in place of the injured Josh Smith, marking the eighth true freshman to start in 2014

• Jalen Hurd's 119 rushing yards were the most by a Tennessee true freshman since Jamal Lewis ran for 127 in the 1997 SEC Championship Game vs. Auburn.

• Hurd rushed for 119 yards against Georgia, becoming the first true freshman to have 100-plus yards in a single game since Bryce Brown vs. Western Kentucky in 2009 (104 yards).

• A.J. Johnson led the Vols with 17 total tackles, the second-most in a game in his career. Johnson's 17 total tackles currently put him in fifth place on the Vols' all-time tackle list (370), passing Craig Puki (358) and Jim Noonan (355) with today's effort.

• Aaron Medley made a 46-yard field goal on the Vols' opening drive to start the game, marking the longest of his career as well as the longest for Tennessee in 2014. Last year's long field goal was 51 yards, accomplished by Michael Palardy.

• Matt Darr had the best game of his career with a 44.6 punting average on eight booms. He had a career-long 54-yard punt as part of three punts of 50-plus yards.

Vols Battle, Fall At UGA, 35-32

ATHENS, Ga. - Tennessee jumped out to a 10-0 lead and hung tough all afternoon, but dropped a tough 35-32 decision at #12/13 Georgia. The Vols were seeking their first road win against a ranked team in 21 contests, dating to a 2006 win at #12/13 Georgia.

Freshman Jalen Hurd had a huge day for the Vols as he ran for 119 yards and a touchdown. His rushing yards were the most by a true freshman since Jamal Lewis ran for 127 in the 1997 SEC Championship game vs. Auburn.

Tennessee starting quarterback Justin Worley finished 23-of-35 for 264 yards with three touchdowns. He connected with Jason Croom, Pig Howard and Marquez North. Worley suffered an injury midway through the third quarter and was replaced by Nathan Peterman (4-of-9 for 20 yards) for three series, but returned late and nearly led the Vols to victory.

Tennessee's sensational third-down defense was outstanding yet again. The Vols held Georgia to just 1-of-10 on conversions. For the season, Tennessee has limited foes to 20.8 percent (11-for-53).

With the Bulldogs clinging to a four-point lead for most of the second half, Gurley ripped off a 51-yard burst with 9:31 left in the fourth quarter to give UGA a two-score lead at 28-17.

After suffering an injury in the third quarter which forced him to miss three series, Worley returned following Gurley's second score. Worley immediately led the Vols to a scoring drive as he connected with Howard on a 31-yard touchdown pass with 8:07 left in the fourth, making it 28-23. Tennessee converted the two-pointer as Worley lobbed the ball to Daniel Helm making it 28-25.

The Vols kept battling. Worley connected with North for a six-yard touchdown to make it a one-score game, 35-32 with 2:15 remaining.

With less than a minute remaining, Gurley converted a 4th-and-3 to seal the victory for the Bulldogs after Tennessee stopped Georgia on third down for the ninth time in 10 attempts.

With Georgia up 21-17 to begin the second half, the teams grinded it out in the third quarter exchanging turnovers. Cameron Sutton picked off a pass for the Vols early in the quarter, but UT was unable to convert. Late in the quarter, with Peterman into the game, an exchange to Marlin Lane was fumbled and Georgia took possession at their own 23. The Bulldogs drove into Vols' territory, but were forced to punt after Maggitt sacked Hurdson.

Georgia scored 21 consecutive points to take a 21-10 lead with a little more than a minute left in the first half, but the Vols quickly answered. Worley guided UT 83 yards in just 59 seconds finishing it off with a 23-yard bolt to Jason Croom in the left corner of the end zone to cut the deficit to 21-17 at halftime.

Tennessee jumped out to a 10-0 lead in the first quarter as Worley moved the Vols down the field with efficiency.

After a 46-yard field goal by Aaron Medley to make it 3-0, the Vols drove 72 yards to take a 10-0 lead. Hurd capped off the drive worth a 1-yard plunge with 5:04 left in the quarter.

Georgia got on the board as Gurley pushed the Bulldogs down the field and Mason finished the drive with a 3-yard rush over left tackle to make it 10-7 with 1:07 left in the first quarter. The Bulldogs took their first lead of the game on Gurley's 1-yard dive over the pile of linemen with 8:45 left in the second quarter. The play was reviewed to confirm Gurley touched the goal line and the score was upheld, making it 14-10.

>> SCORING SUMMARY

Team	Qtr	Time	Scoring Play	Conversion	Plays	TOP	Score
UT	1st	11:39	Medley 46 yd field goal		9-43	3:21	3-0
UT	1st	5:04	Hurd 1 yd run	Medley kick	9-72	3:04	10-0
GA	1st	1:07	Mason 3 yd run	Morgan kick	4-32	1:03	10-7
GA	2nd	8:45	Gurley 1 yd run	Morgan kick	11-87	4:16	10-14
GA	2nd	1:17	Chubb 20 yd pass from Mason	Morgan kick	11-81	4:14	10-21
UT	2nd	0:18	Croom 23 yd pass from Worley	Medley kick	7-83	0:59	17-21
GA	4th	9:31	Gurley 51 yd run	Morgan kick	5-77	1:38	17-28
UT	4th	8:07	Howard 31 yd pass from Worley	Helm from Worley	4-52	1:15	25-28
GA	4th	4:27	Dawson 0 yd fumble recovery	Morgan kick	25-35		25-35
UT	4th	2:14	North 6 yd pass from Worley	Medley kick	7-58	2:02	32-35

Stat Leaders

>>> TENNESSEE

Rushing	Att	Yds	TD	Long	Avg.
Hurd	24	119	1	19	5.0
Malone	1	20	0	20	20.0
Howard	1	8	0	8	8.0
Lane	5	1	0	4	0.2
Peterman	1	-14	0	-14.0	
Worley	2	-17	0	-8.5	
Totals	34	117	1	20	3.4

Passing	C-A-I	Yds	TD	Long	Sack
Worley	23-35-0	264	3	31	4
Peterman	4-9-0	20	0	14	4
Totals	27-44-0	284	3	31	3

Receiving	No.	Yds	TD	Long
Wolf	5	69	0	24
Malone	5	43	0	14
Croom	4	60	1	25
Howard	4	46	1	31
Hurd	3	19	0	18
North	3	15	1	6
Johnson	1	24	0	24
Young	1	6	0	6
Robertson	1	2	0	2
Totals	27	284	3	31

>>> GEORGIA

Rushing	Att	Yds	TD	Long	Avg.
Gurley	28	208	2	51	7.4
Chubb	11	32	0	9	2.9
Mason	10	30	1	12	3.0
Michel	3	17	0	9	5.7
Hicks	1	2	0	2	2.0
Totals	53	289	3	51	5.5

Passing	C-A-I	Yds	TD	Long	Sack
Mason	16-25-2	147	1	20	3
Totals	16-25-2	147	1	20	3

Receiving	No.	Yds	TD	Long
Bennett	4	31	0	18
Gurley	4	30	0	11
Conley	3	30	0	17
Davis	2	14	0	8
Chubb	1	20	1	20
Michel	1	16	0	16
Maxey	1	6	0	6
Totals	16	147	1	20



Game 5

FLORIDA	0	0	0	10	-	10
TENNESSEE	0	3	6	0	-	9

Oct. 4 | Neyland Stadium | Knoxville | 12:01 p.m. | Attendance: 102,455



Breakdown

	UF	UT
FIRST DOWNS	16	12
Rushing	11	2
Passing	5	10
Penalty	0	0
NET YARDS RUSHING	156	28
Rushing Attempts	48	29
Average Per Rush	3.2	1.0
Rushing Touchdowns	1	0
Yards Gained Rushing	205	78
Yards Lost Rushing	49	50
NET YARDS PASSING	76	205
Completions-Attempts-Int	13-27-3	26-39-2
Average Per Attempt	2.8	5.3
Average Per Completion	5.8	7.9
Passing Touchdowns	0	0
TOTAL OFFENSE YARDS	232	233
Total offense plays	75	68
Average Gain Per Play	3.1	3.4
Fumbles: Number-Lost	1-0	2-1
Penalties: Number-Yards	5-45	8-49
PUNTS-YARDS	8-282	8-344
Average Yards Per Punt	35.2	43.0
Net Yards Per Punt	34.5	40.5
Inside 20	5	1
50+ Yards	0	1
Touchbacks	0	1
Fair catch	4	3
KICKOFFS-YARDS	3-185	4-248
Average Yards Per Kickoff	61.7	62.0
Net Yards Per Kickoff	42.3	40.5
Touchbacks	0	0
Punt returns: Number-Yards-TD	1-0-0	3-6-0
Average Per Return	0.0	2.0
Kickoff returns: Number-Yds-TD	4-86-0	3-58-0
Average Per Return	21.5	19.3
Interceptions: Number-Yds-TD	2-0-0	3-21-0
Fumble Returns: Number-Yds-TD	0-0-0	0-0-0
Miscellaneous Yards	0	0
Possession Time	31:30	28:30
1st Quarter	6:47	8:13
2nd Quarter	7:19	7:41
3rd Quarter	8:55	6:05
4th Quarter	8:29	6:31
Third-Down Conversions	7 of 20	5 of 17
Fourth-Down Conversions	0 of 0	1 of 1
Red-Zone Scores-Chances	1-1	3-4
Touchdowns	1-1	0-4
Field Goals	0-1	3-4
Sacks By: Number-Yards	6-49	3-27
PAT Kicks	1-1	0-0
Field Goals	1-1	3-3

► THE WRAPUP

For the Record

• Justin Worley, A.J. Johnson and Curt Maggitt represented the Vols for the pregame coin toss.

Game Notes

• With a score of 3-0 over Florida at the half, UT shut out the Gators in the first half for the first time since Nov. 12, 1955, when the Vols led 13-0 en route to a 20-0 win in Gainesville, Fla.

• Jalen Hurd made his first career start at tailback for UT against Florida.

• UT started five true freshmen on offense against the Gators, the most for UT since the 2010 Music City Bowl.

• The Vols held the Gators to 7-of-20 on third down conversions. Entering the contest, the Vols led the nation in defensive third down percentage, limiting opponents to only 11-for-53 on third downs this year (20.8%). The team now holds a 24.7% (18-for-73) defensive third down percentage.

• Derek Barnett recorded his first career sack, Curt Maggitt also sacked Jeff Driskel in the third quarter, his third sack in his last two games. Chris Weathered recorded his first career sack for a loss of 10 yards.

• A.J. Johnson recorded 13 tackles against Florida, passed Greg Jones (377) and moved into fourth place on the all-time tackle list for Tennessee with 383.

• With three field goals against the Gators, #25 Aaron Medley is 8-of-10 in field goal attempts and has hit at least one field goal in all five career games with UT. His three field goals against the Gators also established a career-high for field goals made in a single game.

Florida Rallies To Beat Vols, 10-9

KNOXVILLE, Tenn. - Florida's winning streak against the Vols continues.

Florida took its first lead of the game with 6:20 left in regulation and held on for a 10-9 victory over Tennessee (2-3, 0-2 SEC). It was the Gators (3-1, 2-1 SEC) 10th consecutive victory in the series, dating to a 30-28 Vols' victory on Sept. 18, 2004, on a last-second field goal by James Wilhoit.

Florida's quarterback change from Jeff Driskel to Treon Harris proved to be the difference for the Gators getting their offense kick-started. He led the Gators to both of their scoring drives and their 10 fourth-quarter points.

Freshmen placekicker Aaron Medley, who wears No. 25 in honor of Wilhoit, was the main offensive weapon for the Vols. He converted three field goals (36, 38, 39).

Tennessee held Florida without a score until early in the third quarter. The Gators extended their streak of not being shutout to 325 games as Matt Jones rumbled in from two yards out with 13:40 left in the fourth quarter to make it 9-7.

Sophomore kicker Austin Hardin booted a career-long 49-yard field goal to gave the Gators their first lead at 10-9, which proved to be the difference.

With just under two minutes to play, the Vols converted on fourth down with a 15-yard pass to Pig Howard. On the next pass, Worley was intercepted by Keanu Neal, ending the Vols' chances.

Quarterback Justin Worley was 26-of-39 for 205 yards. He connected with Howard for 6 catches and 79 yards. Josh Malone had 28 yards on four receptions. Worley connected with Marquez North four times for 26 yards.

The Vols defense was stellar in limiting Florida to 232 total yards of offense. Senior linebacker A.J. Johnson co-led the Orange Swarm with 13 tackles, his 21st career game with double-figure stats. Johnson moved to fourth in career tackles with 383 passing Greg Jones (377) in the game. Johnson posted a career-high 10 solo tackles. Brian Randolph had career-high 13 stops, his fourth career game with double-figure tackles. Randolph also earned a career-high in solo tackles with 10.

Tennessee racked up three sacks including big losses by Curt Maggitt, Derek Barnett and Chris Weathered. The Vols also had three interceptions by Cameron Sutton, Jalen Reeves-Maybin and Todd Kelly Jr. Sutton broke up three additional passes.

For Florida, starting quarterback Jeff Driskel was 11-of-23 for 59 yards before giving way to Harris, who was 2-of-4 for 17 yards. Jones ran for 114 yards and the Gators' only touchdown.

Up 3-0 at the half, Medley knocked home two more field goals in the third quarter from 38 and 39 yards away. That made it 9-0 after the third.

The Vols blanked Florida in the first half 3-0. It marked the first time Tennessee shutout Florida in a first half since Nov. 12, 1955, when the Vols led 13-0 on the way to a 20-0 win in Gainesville.

The three points were the fewest in the series in a first half since a scoreless tie in the 1940 meeting, which the Vols, led by General Neyland won 14-0.

Additionally, the last time the Vols held an SEC opponent scoreless at the half was on Oct. 27, 2007. UT led South Carolina, 21-0 at intermission on the way to a 27-24 overtime win over the Gamecocks.

Medley got the Vols on the scoreboard with a 36-yard field goal with 13:23 left in the first half. That was set up by Sutton's third interception late in the first quarter. It was Sutton's interception of the season, tying him for most in the SEC.

>> SCORING SUMMARY

Team	Qtr	Time	Scoring Play	Conversion	Plays	TOP Score
UT	2nd	13:23	Medley 36 yd field goal		9-36	2-58 0-3
UT	3rd	9:24	Medley 38 yd field goal		4--3	0-38 0-6
UT	3rd	2:21	Medley 39 yd field goal		8-47	3-09 0-9
UF	4th	13:40	Jones 2 yd run	Velez kick	5-30	1-28 7-9
UF	4th	6:20	Hardin 49 yd field goal		8-49	3-38 10-9

Stat Leaders

>> FLORIDA

Rushing	Att	Yds	TD	Long	Avg.
Jones	23	114	1	32	5.0
Driskel	14	30	0	16	2.1
Harris	4	24	0	10	6.0
Taylor	3	1	0	6	0.3
Showers	1	-5	0	0	-5.0
Team	3	-8	0	0	-2.7
Totals	48	156	1	32	3.2

Passing	C-A-I	Yds	TD	Long	Sack
Driskel	11-23-3	59	0	15	3
Harris	2-4-0	17	0	12	0
Totals	13-27-3	76	0	15	3

Receiving	No.	Yds	TD	Long
Jones	4	19	0	12
Robinson	2	19	0	15
Dunbar	2	17	0	11
Pittman	2	13	0	11
Burton	1	5	0	5
Westbrook	1	5	0	5
Taylor	1	-2	0	0
Totals	13	76	0	15

>> TENNESSEE

Rushing	Att	Yds	TD	Long	Avg.
Hurd	10	39	0	11	3.9
Lane	10	22	0	5	2.2
Young	1	7	0	7	7.0
Howard	1	5	0	5	5.0
Worley	7	-45	0	4	-6.4
Totals	29	28	0	11	1.0

Passing	C-A-I	Yds	TD	Long	Sack
Worley	26-39-2	205	0	27	6
Totals	26-39-2	205	0	27	6

Receiving	No.	Yds	TD	Long
Howard	6	79	0	25
Malone	4	28	0	17
North	4	26	0	13
Hurd	4	3	0	9
Johnson	2	29	0	27
Helm	2	16	0	13
Young	2	15	0	18
Pearson	1	6	0	6
Wolf	1	3	0	3
Totals	26	205	0	27



Game 6

CHATTANOOGA 0 3 0 7 - 10
TENNESSEE 7 17 14 7 - 45

Oct. 11 | Neyland Stadium | Knoxville | 4:01 p.m. | Attendance: 93,097



Breakdown

	UTC	UT
FIRST DOWNS	11	20
Rushing	7	9
Passing	4	11
Penalty	0	0
NET YARDS RUSHING	105	123
Rushing Attempts	37	42
Average Per Rush	2.8	2.9
Rushing Touchdowns	1	3
Yards Gained Rushing	136	171
Yards Lost Rushing	31	48
NET YARDS PASSING	96	217
Completions-Attempts-Int	10-17-1	22-29-0
Average Per Attempt	5.6	7.5
Average Per Completion	9.6	9.9
Passing Touchdowns	0	3
TOTAL OFFENSE YARDS	201	340
Total offense plays	54	71
Average Gain Per Play	3.7	4.8
Fumbles: Number-Lost	3-2	1-1
Penalties: Number-Yards	5-40	1-5
PUNTS-YARDS	7-318	4-200
Average Yards Per Punt	45.4	50.0
Net Yards Per Punt	39.1	43.8
Inside 20	1	2
50+ Yards	2	3
Touchbacks	0	1
Fair catch	0	0
KICKOFFS-YARDS	3-168	8-520
Average Yards Per Kickoff	56.0	65.0
Net Yards Per Kickoff	23.7	39.6
Touchbacks	0	7
Punt returns: Number-Yards-TD	3-5-0	2-24-0
Average Per Return	1.7	22.0
Kickoff returns: Number-Yards-TD	1-28-0	3-97-0
Average Per Return	28.0	32.3
Interceptions: Number-Yds-TD	0-0-0	1-53-0
Fumble Returns: Number-Yds-TD	0-0-0	0-0-0
Miscellaneous Yards	0	0
Possession Time	31:27	28:33
1st Quarter	6:04	8:56
2nd Quarter	9:27	5:33
3rd Quarter	8:56	6:04
4th Quarter	7:00	8:00
Third-Down Conversions	5 of 14	6 of 13
Fourth-Down Conversions	0 of 1	0 of 0
Red-Zone Scores-Chances	2-2	6-6
Touchdowns	1-2	5-6
Field goals	1-2	1-6
Sacks By: Number-Yards	5-35	1-5
PAT Kicks	1-1	6-6
Field Goals	1-1	1-2

THE WRAPUP

For the Record

• Justin Worley, A.J. Johnson and Curt Maggitt represented the Vols for the pregame coin toss.

Game Notes

• The Vols played 70 plays against Chattanooga, including 21 true freshmen with Derrell Scott and redshirt freshman Thomas Edwards and Kendal Vickers making their debuts. Against the Mocs, 33 of the 70 total players are experiencing their first season of playing time with the Vols.

• Justin Worley was responsible for five Vol touchdowns against Chattanooga. The last time a UT quarterback had a hand in scoring five TDs (five TD passes) was Tyler Bray against Troy in 2012.

• The last time a Vol quarterback had a hand in five touchdowns (rushing and passing) was Casey Clausen with two rushing and three passing touchdowns on Jan. 1, 2002 against Michigan in the 2002 Citrus Bowl.

• With two rushing touchdowns, Worley also became the first Vols quarterback to rush for two touchdowns in a single game since Casey Clausen did so in the 2002 Citrus Bowl against Michigan (Jan. 1, 2002).

• Tennessee allowed the Mocs only 201 total yards of offense, the fewest yards allowed since UT-Martin had 142 yards in 2010.

• Evan Berry returned his first kickoff for 68 yards to open the second half. It was long since Cordarrelle Patterson's 98-yard return against Mississippi State in 2012.

Worley's 5 TDs Lead Vols Past UTC, 45-10

KNOXVILLE, Tenn. - Senior quarterback Justin Worley threw three touchdown passes and ran for two more as Tennessee pounded Chattanooga, 45-10, before 93,097 on Homecoming at Neyland Stadium. The Vols ended a three-game losing streak and evened their record at 3-3.

Worley finished the day 19-of-24 for 198 yards, connected with Johnathon Johnson twice and Marquez North once for touchdowns. Worley became the first Vols quarterback with a pair of rushing scores in a game since Casey Clausen ran for a two 1-yard TDs in a 2002 Citrus Bowl win over Michigan.

"I thought we did what we needed to do to win the football game tonight," said head coach Butch Jones. "We got back to playing Tennessee football in terms of one penalty. We had some individuals step up and impact the game: Aaron Medley's seven touchbacks; anytime you can do that helps in the field positions game. Justin (Worley) was responsible for five touchdowns."

Junior Johnathon Johnson had his best day as a Vol scoring the first two touchdowns of his career. He finished with three catches for 46 yards. Sophomore Jason Croon had a career-high in catches with six for a career-high 76 yards. North had four catches for 26 yards with his score.

Quarterback Nathan Peterman scored the final Tennessee touchdown with a 14-yard rushing touchdown in the fourth. It was the Vols' first game with three rushing touchdowns by quarterbacks since Tee Martin scored three himself vs. Georgia on Oct. 9, 1999.

"Johnathon Johnson continues to step up and (his) consistency and performance by that young man in practice and in game, (and) you always know what you're going to get with him," added Jones. "Derrell Scott and Justin Pickett gave us some valuable reps today. We had two big returns tonight by Cameron Sutton and Evan Berry, which are momentum plays so that's always great to see."

The Mocs, who are ranked 12th in FCS, also stand at 3-3 after the loss. On defense, the Vols limited UTC to 201 yards in the game and just 11 first downs. It was the fewest yards allowed by the Vols since holding UT Martin to 142 in the 2010 season opener.

Senior A.J. Johnson led the way again with nine tackles and a forced fumble. Tennessee's Orange Swarm posted six tackles for loss.

Tennessee came into the game third in the nation in third-down conversion percentage defense and lowered their total to 23-of-87 for .26 percent. The Vols held the Mocs to 5-of-14 on third down.

The Vols built a 24-3 lead at halftime and never looked back. Worley was responsible for all three touchdowns with two throws, to North and Johnathon Johnson, and an 8-yard rushing score.

Tennessee limited UTC to just two first downs in the first half as the Mocs totaled just 42 total yards.

In the third quarter, Tennessee continued to dominate as Worley hit Johnson for a 19-yard score and then closed the quarter with with his second TD on a 1-yard rush.

The Mocs were set to receive a punt when C.J. Board fumbled at the 15. Cortez McDowell recovered the fumble. On the first play of the drive, Peterman ran the ball for a touchdown.

>> SCORING SUMMARY

Team	Qtr	Time	Scoring Play	Conversion	Plays	TOP	Score
UT	1st	9:20	North 5 yd pass from Worley	Medley Kick	8-38	3:06	0-7
UT	2nd	14:22	Medley 25 yd field goal		11-78	3:16	0-10
UT	2nd	13:28	Worley 8 yd run	Medley kick	3-20	0:29	0-17
UTC	2nd	2:17	Ribeiro 27 yd field goal		7-17	3:26	3-17
UT	2nd	0:15	Johnson 21 yd pass from Worley	Medley kick	8-71	1:57	3-24
UT	3rd	14:08	Johnson 19 yd pass from Worley	Medley kick	2-19	0:36	3-31
UT	3rd	4:47	Worley 1 yd run	Medley kick	4-16	1:32	3-38
UTC	4th	6:38	Bagley 14 yd run	Ribeiro kick	9-75	4:35	10-38
UT	4th	3:40	Peterman 14 yd run	Medley kick	1-14	0:09	10-45

Stat Leaders

>> CHATTANOOGA

Rushing	Att	Yds	TD	Long	Avg.
Huesman	12	45	0	14	3.8
Craine	16	33	0	8	2.1
Bagley	4	22	1	14	5.5
Bennfield	1	5	0	5	5.0
Johnson	3	2	0	2	0.7
TEAM	1	-2	0	0	-2.0
Totals	37	105	1	14	2.8

Passing C-A-I Yds TD Long Sack

Huesman	9	16-1	85	0	32	1
Bennfield	1	1-0	11	0	11	0
Totals	10	17-1	96	0	32	1

Receiving No. Yds TD Long

Shafaat	3	45	0	32
Stewart	2	23	0	13
Craine	2	21	0	11
Board	1	12	0	12
Borishade	1	8	0	8
Bagley	1	7	0	7
Totals	10	96	0	32

>> TENNESSEE

Rushing	Att	Yds	TD	Long	Avg.
Scott	9	42	0	15	4.7
Pickett	10	27	0	9	2.7
Peterman	5	26	1	14	5.2
Howard	2	13	0	8	6.5
Summerhill	2	9	0	5	4.5
Hurd	2	7	0	7	3.5
Young	2	0	0	0	0.0
Worley	10	-1	2	14	-0.1
Totals	42	123	3	15	2.9

Passing C-A-I Yds TD Long Sack

Worley	19	24-0	198	3	30	5
Peterman	3	5-0	19	0	14	0
Totals	22	29-0	217	3	30	5

Receiving No. Yds TD Long

Croon	6	76	0	30
North	4	26	1	11
Johnson	3	46	2	21
Wharton	3	10	0	5
Pearson	2	14	0	9
Wolf	1	16	0	16
Carter	1	14	0	14
Young	1	10	0	10
Howard	1	5	0	5
Totals	22	217	3	30

REVIEW

Game 7

TENNESSEE	0	3	0	0	-	3
OLE MISS	0	14	10	10	-	34

Oct. 18 | Vaught-Hemingway Stadium | Oxford, Miss. | 7:06 p.m. | Attendance: 62,081



Breakdown

	UT	OM
FIRST DOWNS	10	18
Rushing	2	10
Passing	8	8
Penalty	0	0
NET YARDS RUSHING	0	180
Rushing Attempts	28	47
Average Per Rush	0.0	3.8
Rushing Touchdowns	0	2
Yards Gained Rushing	61	216
Yards Lost Rushing	61	36
NET YARDS PASSING	191	203
Completions-Attempts-Int	19-34-3	14-31-0
Average Per Attempt	5.6	6.5
Average Per Completion	10.1	14.5
Passing Touchdowns	0	2
TOTAL OFFENSE YARDS	191	383
Total offense plays	62	78
Average Gain Per Play	3.1	4.9
Fumbles: Number-Lost	3-1	0-0
Penalties: Number-Yards	3-23	2-49
PUNTS-YARDS	9-410	9-434
Average Yards Per Punt	45.6	48.2
Net Yards Per Punt	43.7	45.9
Inside 20	3	4
50+ Yards	4	4
Touchbacks	1	0
Fair catch	4	1
KICKOFFS-YARDS	2-126	7-417
Average Yards Per Kickoff	63.0	59.6
Net Yards Per Kickoff	43.5	41.0
Touchbacks	0	2
Punt returns: Number-Yards-TD	6-21-0	2-3-0
Average Per Return	3.5	-1.5
Kickoff returns: Number-Yards-TD	3-80-0	2-39-0
Average Per Return	26.7	19.5
Interceptions: Number-Yds-TD	0-0-0	3-19-0
Fumble Returns: Number-Yds-TD	0-0-0	0-0-0
Miscellaneous Yards	0	0
Possession Time	26:56	33:04
1st Quarter	7:29	7:31
2nd Quarter	7:25	7:35
3rd Quarter	8:35	6:25
4th Quarter	3:27	11:33
Third-Down Conversions	3 of 16	7 of 20
Fourth-Down Conversions	0 of 1	1 of 1
Red-Zone Scores-Chances	1-1	4-4
Touchdowns	0-1	2-4
Field goals	1-1	2-4
Sacks By: Number-Yards	6-27	7-41
PAT Kicks	0-0	4-4
Field Goals	1-1	2-3

▶ THE WRAPUP

For the Record

• Justin Worley, A.J. Johnson and Curt Maggitt represented the Vols for the pregame coin toss.

Game Notes

• A.J. Johnson recorded eight tackles in the first half, reaching 400 career tackles on an assisted tackle (also Corey Vereen) in the second quarter. On the same play, Johnson claimed the all-time assisted tackle record for the Vols with 194, passing Andy Spiva's previous 193 (1973-76).

• True freshman Derek Barnett was credited with three sacks in the game as part of 4.0 tackles for loss and a career-high 10 tackles. The three sacks are the most ever by a freshman in a single game in Tennessee history.

• The Vols held the Rebels to 7-for-20 on third downs. The Vols are now 30-for-107 on the season.

• Entering the game, Ole Miss had a collective 55 points in the first quarter over their six previous games. The Vols held the Rebels to zero points in the first quarter tonight, marking the first time for Ole Miss to be shut out in the first quarter this year.

• Matt Darr punted nine times, including a 55-yard punt on the Vols' first possession of the game. On the year, Darr has four inside the 10-yard line, 18 inside the 20-yard line and 10 punts of 50-plus yards in the last four games. His nine punts established a career high for punts in a single game.

Vols Fall At #3 Ole Miss, 34-3

OXFORD, Miss. - Tennessee once again battled an SEC foe hard only to come up short for the third time this season. The Vols dropped a 34-3 decision at #3 Ole Miss.

Ole Miss remained perfect at 7-0 and 4-0 in the SEC. The Rebels are off to their best start since winning the 1962 National Championship with a perfect 10-0 record.

The Vols have now lost 22 consecutive road games to ranked teams, dating to a 30-27 win at #4 LSU in 2005.

Tennessee senior linebacker A.J. Johnson became the fourth player in Tennessee's storied history to record 400 career tackles. He also set Tennessee's all-time record for assisted tackles with three assists on Saturday. He broke Andy Spiva's (1973-76) record of 193. Johnson now has 194. Johnson now has 402 career tackles to stand fourth all-time at Tennessee.

Johnson posted his 22nd career game with double-figure tackles as he made 10.

The Vols' defense racked up six sacks and 10 tackles for loss with Derek Barnett posting 4.0 TFLs and three sacks to go with his career-high 10 tackles. Both Johnson and Corey Vereen had 2.5 TFLs and 1.5 sacks.

Senior quarterback Justin Worley was 19-of-34 for 191 yards with three interceptions. He connected with Von Pearson five times for 26 yards and Josh Malone five times for 75 yards.

Freshman tailback Jalen Hurd ran for 40 yards.

The Vols limited Ole Miss quarterback Bo Wallace early on as he started the game 4-of-15. But Wallace put it in gear after that. He finished 13-of-28 for 199 yards and two touchdowns.

Ole Miss senior receiver Vince Sanders piled up 108 receiving yards on four catches with a touchdown. Jaylen Walton rushed for 60 yards and a score.

Senquez Golson added to his SEC-leading total of interceptions with a pair in the game to give him seven for the season.

Tennessee defense was strong early in the game. The Vols held Ole Miss scoreless in a first quarter for the first time in 2014. The Rebels had scored 55 points in the opening stanzas of their first six games.

Ole Miss was limited to 37 yards on 26 plays over their first seven possessions. But the Rebels responded on their next two drives -- both resulting in touchdowns and 14-3 halftime lead. Ole Miss had 109 yards on that pair of scoring drives.

The Vols scored first on a 27-yard field goal by Aaron Medley with 12:40 left in the second quarter.

Ole Miss took a 7-3 lead on a 39-yard touchdown reception by Sanders with 5:08 left in the first half. That play was a carbon copy of the pass just seconds prior as Wallace hit Sanders for a 29-yard reception down the right sideline.

On the ensuing series, Worley threw his second interception of the game, Golson's first of two in the game, that set up the Rebels' second score. Jaylen Walton ran in from 7 yards out as the Rebels had converted on fourth down on the previous play. That put Ole Miss ahead 14-3 with 1:51 left in the first half.

Ole Miss extended its lead to 17-3 on a 34-yard field goal by Gary Wunderlich with 2:04 left in the third quarter. Only 14 seconds later Ole Miss built its lead to 24-3 as Evan Engram hauled in a 28-yard pass from Wallace. That followed a fumble recovery by the Rebels' Marquis Haynes on the kickoff after Wunderlich's field goal.

>> SCORING SUMMARY

Team	Qtr	Time	Scoring Play	Conversion	Plays	Top Score
UT	2nd	9:20	Medley 27 yd field goal		7-38	248 3-0
OM	2nd	5:08	Sanders 39 yd pass from Wallace	Wunderlich kick4-73	1:09	3-7
OM	2nd	1:51	Walton 7 yd run	Wunderlich kick5-35	2:10	3-14
OM	3rd	2:04	Wunderlich 34 yd field goal		5-40	1:54 3-17
OM	3rd	1:50	Engram 28 yd pass from Wallace	Wunderlich kick1-28	0:06	3-24
OM	4th	7:53	Wunderlich 27 yd field goal		14-61	6:52 3-27
OM	4th	0:31	Dodson 8 yd run	Wunderlich kick	9-55	4:41 3-34

Stat Leaders

>> TENNESSEE

Rushing	Att	Yds	TD	Long	Avg.
Hurd	13	40	0	17	3.1
Peterman	2	9	0	4	4.5
Pearson	1	3	0	3	3.0
Pickett	1	0	0	0	0.0
Scott	2	-2	0	-1	-1.0
Malone	1	-9	0	-9	-9.0
Worley	8	-41	0	-5	-5.1
Totals	28	0	0	17	0.0

Passing	C-A-I	Yds	TD	Long	Sack
Worley	19-34-3	191	0	24	7
Totals	19-34-3	191	0	24	7

Receiving	No.	Yds	TD	Long
Malone	5	75	0	20
Pearson	5	26	0	11
Howard	2	24	0	19
Hurd	2	19	0	13
North	1	24	0	24
Ellis	1	9	0	9
Wolf	1	6	0	6
Lane	1	5	0	5
Pickett	1	3	0	3
Totals	19	191	0	24

>> OLE MISS

Rushing	Att	Yds	TD	Long	Avg.
Walton	10	60	1	40	6.0
Wilkins	6	45	0	19	7.5
Wallace	17	33	0	16	1.9
Kincade	3	15	0	12	5.0
Mathers	6	12	0	7	2.0
Dodson	2	11	1	8	5.5
Liggins	3	4	0	2	1.3
Totals	47	180	2	40	3.8

Passing	C-A-I	Yds	TD	Long	Sack
Wallace	13-28-0	199	2	39	5
TEAM	0-1-0	0	0	0	0
Liggins	0-1-0	0	0	0	0
Kincade	1-1-0	4	0	4	0
Totals	14-31-0	203	2	39	5

Receiving	No.	Yds	TD	Long
Sanders	4	108	1	39
Treadwell	4	45	0	14
Engram	1	28	1	28
Core	1	12	0	12
Dodson	1	6	0	6
Burdette	1	4	0	4
Brazley	1	1	0	1
Walton	1	1	0	1
Totals	14	203	2	39

Game 8

ALABAMA	20	7	7	0	-	34
TENNESSEE	0	10	7	3	-	20

Oct. 25 | Neyland Stadium | Knoxville | 7:36 p.m. | Attendance: 102,455



Breakdown

	UA	UT
NET YARDS RUSHING	183	181
Rushing Attempts	41	43
Average Per Rush	4.5	4.2
Rushing Touchdowns	3	0
Yards Gained Rushing	215	215
Yards Lost Rushing	32	34
NET YARDS PASSING	286	202
Completions-Attempts-Int	14-24-0	21-36-1
Average Per Attempt	11.9	5.6
Average Per Completion	20.4	9.6
Passing Touchdowns	2	2
TOTAL OFFENSE YARDS	469	383
Total offense plays	65	79
Average Gain Per Play	7.2	4.8
Fumbles: Number-Lost	3-2	2-1
Penalties: Number-Yards	6-50	4-33
PUNTS-YARDS	4-171	5-209
Average Yards Per Punt	42.8	41.8
Net Yards Per Punt	43.8	37.8
Inside 20	3	2
50+ Yards	1	0
Touchbacks	0	1
Fair catch	3	2
KICKOFFS-YARDS	6-381	4-237
Average Yards Per Kickoff	63.5	59.2
Net Yards Per Kickoff	40.5	41.0
Touchbacks	3	0
Punt returns: Number-Yards-TD	0-0-0	1-4-0
Average Per Return	0.0	-4.0
Kickoff returns: Number-Yards-TD	4-73-0	3-63-0
Average Per Return	18.2	21.0
Interceptions: Number-Yds-TD	1-5-0	0-0-0
Fumble Returns: Number-Yds-TD	1-16-0	0-0-0
Miscellaneous Yards	0	0
Possession Time	29:26	30:34
1st Quarter	7:45	7:15
2nd Quarter	3:55	11:05
3rd Quarter	8:01	6:59
4th Quarter	9:45	5:15
Third-Down Conversions	11 of 15	11 of 19
Fourth-Down Conversions	0 of 0	0 of 1
Red-Zone Scores-Chances	1-1	4-4
Touchdowns	1-1	2-4
Field goals	0-1	2-4
Sacks By: Number-Yards	2-17	1-6
PAT Kicks	4-5	2-2
Field Goals	0-0	2-2

▶ THE WRAPUP

For the Record

Justin Worley, A.J. Johnson and Curt Maggitt represented the Vols for the pregame coin toss.

Game Notes

Nathan Peterman made his second career start (first of the season) at quarterback against Alabama. Peterman's last start came on Sept. 21, 2013 at #19 Florida.

Joshua Dobbs saw action at the quarterback position for the first time this season, this marked his first game action since Nov. 30, 2013 against Kentucky. He was 19-of-32 for 192 yards passing with two touchdown passes.

Dobbs rushed for 75 yards on 19 carries, the most by a Vols quarterback since Tee Martin had 81 yards rushing against Syracuse on Sept. 5, 1998. Dobbs' 75 rushing yards established a new career high for rushing yards in a single game. His previous best rushing yard total was 52 yards against Kentucky on Nov. 30, 2013.

His 19 carries are the most by a Tennessee quarterback since Heath Shuler also had 19 vs. Georgia in 1992.

With two touchdown passes against the Crimson Tide, Dobbs had his second career, two-touchdown pass game. He also had a pair of scoring strikes against Kentucky on Nov. 30, 2013.

A.J. Johnson took his first snap in the wildcat formation since Nov. 24, 2012 against Kentucky.

The Vols' 181 yards rushing on 43 attempts were the most by UT against the Tide since rushing for 184 yards in 2010.

Volts Rally But Fall To #4 Bama, 34-20

KNOXVILLE, Tenn. - Facing its third Top 5 opponent of the season, Tennessee rallied but dropped a 34-20 decision to #4 Alabama before 102,455 at Neyland Stadium.

The Vols (3-5, 0-4 SEC) fell behind 27-0, but rallied to get back to within 10 points at 27-17 in the third quarter with 17 consecutive points. Alabama improved to 7-1 and 4-1 in the SEC.

With Justin Worley sidelined due to injury, redshirt sophomore Nathan Peterman drew his second career start for Tennessee. After two series, he was replaced by sophomore Joshua Dobbs, who went on to spark the Vols' offense. Dobbs finished 19-of-32 for 192 passing yards with two touchdowns. He ran for 75 yards on 19 carries. It was the most rushing yards by a Tennessee quarterback since Tee Martin had 81 vs. Syracuse on Sept. 5, 1998.

Alabama's potent combination of quarterback Blake Sims and wide receiver Amari Cooper got off to a great start with two touchdowns in the game's first 6:05. Sims finished 14-of-24 for 286 yards with two passing touchdowns along with a rushing score. Cooper had nine catches for a career-high 224 yards with two touchdowns. Cooper's receiving yards total is the most in Alabama history and the most against Tennessee in history.

Down 27-0, the Vols posted 17 consecutive points to draw within 27-17 in the third quarter after Dobbs connected with Von Pearson on a 9-yard touchdown pass with 5:52 left in the third.

Alabama's Derrick Henry ended the Vols' scoring streak with a 28-yard touchdown with 13 seconds left in the third quarter for a 34-17 Bama lead.

Aaron Medley booted his second field goal of the game from 24 yards to make it 34-20 with 9:42 left in the fourth.

The Vols rushed for 181 yards, the most Alabama has allowed this season. The previous high for a Tide opponent was 107 by Florida on Sept. 20. The total was the most by Tennessee in the series since 2010 when the Vols rushed for 184 yards.

Tennessee also racked up 383 yards of total offense. That's the most for the Vols vs. Alabama since 2003.

Senior linebacker A.J. Johnson led the Vols defensive charge with a team-high eight tackles. He moved to third in career tackles as he passed Earnest Fields (407) in the game. Johnson now has 410.

Both teams were stellar on third-down conversions. The Vols made 11-of-19 while Alabama was 11-of-15.

Alabama raced out to a 20-0 lead in the first quarter. Cooper took the first pass of the game from Sims and dashed 80 yards down the right sideline to put the Tide up 6-0. Cooper scored his second touchdown with 8:55 left in the first quarter on a 41-yard pass from Sims. The lead moved to three scores as T.J. Yeldon ran around the right end from a yard out, making it 20-0 with 3:12 left.

The Vols got on the board as Dobbs connected with Josh Malone for his first college touchdown on a 9-yard reception with 7:03 left in the first half. That made it 27-7. Medley added a 27-yard field goal as the first half expired for a 27-10 Alabama lead at intermission.

>> SCORING SUMMARY

Team	Qtr	Time	Scoring Play	Conversion	Plays	TOP	Score
UA	1st	12:39	Cooper 80 yd pass from Sims	Griffith kick failed	1-80	0:13	6-0
UA	1st	8:55	Cooper 41 yd pass from Sims	Griffith kick	7-79	1:09	13-0
UA	1st	3:12	Yeldon 1 yd run	Griffith kick	9-90	4:00	20-0
UA	2nd	12:03	Sims 28 yd run	Griffith kick	3-34	0:45	27-0
UT	2nd	7:03	Malone 9 yd pass from Dobbs	Medley kick	10-84	4:54	27-7
UT	2nd	0:00	Medley 27 yard field goal		11-59	3:53	27-10
UT	3rd	5:52	Pearson 9 yd pass from Dobbs	Medley kick	15-84	6:46	27-17
UA	3rd	0:13	Henry 28 yd run	Griffith kick	13-76	5:33	34-17
UT	4th	9:42	Medley 24 yard field goal		6-17	2:03	34-20

Stat Leaders

>> ALABAMA

Rushing	Att	Yds	TD	Long	Avg.
Henry	16	78	1	28	4.9
Yeldon	14	52	1	15	3.7
Sims	6	42	1	28	7.0
Fowler	2	24	0	20	12.0
White	1	-1	0	0	-1.0
Team	1	-3	0	0	-3.0
Cooper	1	-9	0	0	-9.0
Totals	41	183	3	28	4.5

Passing	C-A-I	Yds	TD	Long	Sack
Sims	14-24-0	286	2	80	1
Totals	14-24-0	286	2	80	1

Receiving	No.	Yds	TD	Long
Cooper	9	224	2	80
White	4	59	0	18
Yeldon	1	3	0	3
Totals	14	286	2	80

>> TENNESSEE

Rushing	Att	Yds	TD	Long	Avg.
Dobbs	19	75	0	30	3.9
Hurd	16	59	0	12	3.7
Lane	3	48	0	44	16.0
Pearson	3	7	0	4	2.3
Johnson	1	0	0	0	0.0
Peterman	1	-8	0	0	-8.0
Totals	43	181	0	44	4.2

Passing	C-A-I	Yds	TD	Long	Sack
Dobbs	19-32-1	192	2	28	1
Peterman	2-4-0	10	0	8	1
Totals	21-36-1	202	2	28	2

Receiving	No.	Yds	TD	Long
Hurd	6	27	0	11
North	4	56	0	22
Howard	4	49	0	28
Pearson	3	21	1	9
Ellis	1	25	0	25
Wolf	1	10	0	10
Malone	1	9	1	9
Wharton	1	5	0	5
Totals	21	202	2	2



Game 9

TENNESSEE 7 14 0 21 3 - 45
 SOUTH CAROLINA 7 7 14 14 0 - 42

Nov. 1 | Williams-Brice Stadium | Columbia, S.C. | 7:39 p.m. | Attendance: 81,891



Breakdown

	UT	SC
FIRST DOWNS	35	26
Rushing	18	12
Passing	13	14
Penalty	4	0
NET YARDS RUSHING	344	248
Rushing Attempts	55	39
Average Per Rush	6.3	6.4
Rushing Touchdowns	4	3
Yards Gained Rushing	350	279
Yards Lost Rushing	6	31
NET YARDS PASSING	301	377
Completions-Attempts-Int	23-40-1	21-34-1
Average Per Attempt	7.5	11.1
Average Per Completion	13.1	18.0
Passing Touchdowns	2	3
TOTAL OFFENSE YARDS	645	625
Total offense plays	95	73
Average Gain Per Play	6.8	8.6
Fumbles: Number-Lost	1-0	0-0
Penalties: Number-Yards	4-31	7-51
PUNTS-YARDS	3-98	3-104
Average Yards Per Punt	32.7	34.7
Net Yards Per Punt	32.7	28.0
Inside 20	1	1
50+ Yards	1	0
Touchbacks	0	1
Fair catch	1	0
KICKOFFS-YARDS	6-330	7-449
Average Yards Per Kickoff	55.0	64.1
Net Yards Per Kickoff	40.7	39.4
Touchbacks	0	6
Punt returns: Number-Yards-TD	0-0-0	0-0-0
Average Per Return	0.0	0.0
Kickoff returns: Number-Yds-TD	1-23-0	6-86-0
Average Per Return	23.0	14.3
Interceptions: Number-Yds-TD	1-5-0	1-1-0
Fumble Returns: Number-Yds-TD	0-0-0	0-0-0
Miscellaneous Yards	0	0
Possession Time	29:47	30:13
1st Quarter	7:10	7:50
2nd Quarter	5:47	9:13
3rd Quarter	7:27	7:33
4th Quarter	9:23	5:37
OT Quarter	0:00	0:00
Third-Down Conversions	7 of 16	6 of 13
Fourth-Down Conversions	2 of 3	1 of 2
Red-Zone Scores-Chances	6-7	3-4
Touchdowns	5-7	3-4
Field goals	1-7	0-4
Sacks By: Number-Yards	5-30	0-0
PAT Kicks	6-6	6-6
Field Goal	1-3	0-2

THE WRAPUP

For the Record

• Joshua Dobbs, A.J. Johnson and Curt Maggitt represented the Vols for the pregame coin toss.

Game Notes

• Tennessee had its latest and most dramatic comeback victory in school history. The Vols trailed by 14 points (42-28) with 4:52 left in the fourth quarter.

• According to ESPN, the Vols had a 0.9 percent chance of winning the game with 2:42 left in the fourth quarter, down by 14 points. The comeback was the most improbable of the 2014 season at the time of the game.

• Joshua Dobbs set the single-game record for rushing yards by a quarterback with 166. Broke the record held by Jimmy Streater of 150 vs. California (9/10/1977).

• Tennessee tied the NCAA record for most wins in overtime with its 11th. UT is 11-5 all-time in overtime. The Vols tie Missouri (11-5) for the most wins in NCAA history.

• Tennessee tied the school record for first downs in a game with 35. The Vols also had 35 vs. Georgia (10/11/1997) and vs. Troy (11/3/2012).

• Joshua Dobbs became the first player in Tennessee history to pass for 300 yards (301) and rush for 100 yards (166) in the same game.

• The Vols had a 300-yard passer, two 100-yard rushers and a 100-yard receiver for the first time in school history with Joshua Dobbs (301 passing yards), Joshua Dobbs (166 rushing yards), Jalen Hurd (125 rushing yards) and Pig Howard (109 receiving yards).

Vols Rally For 45-42 OT Win At SC

COLUMBIA, S.C. -- Tennessee rallied from down 42-28 with less than five minutes left in the fourth quarter to post a stunning 45-42 overtime victory at South Carolina. The comeback edged the third largest fourth-quarter comeback in Tennessee's storied history.

With the overtime win, it marks the second year in a row that the Vols have beat South Carolina with a late field goal. The win came after a successful 32-yard field goal attempt by Aaron Medley in overtime.

The Tennessee defense took control with two back-to-back sacks from Curt Maggitt and Derek Barnett for a combined loss of 15 yards to force a South Carolina field goal attempt from 58 yards, which was short. That ignited a celebration for the Vols.

With 11 seconds left in regulation, the Vols tied up the score with a nine-yard touchdown pass to Jason Croom.

Joshua Dobbs accounted for 467 yards (301 passing and a school record for a quarterback 166 rushing). He was responsible for five touchdowns including three rushing and two passing to lead the Vols to their first SEC win of the season, and two passing to lead the Vols to their first SEC win of the season. It was Tennessee's first win at South Carolina since 2006 as the Vols were victorious 4-5 and 1-4 in the SEC.

Dobbs scored on a three-yard rushing touchdown with :50 left in the game to cut the deficit to 42-35. Hurd had a 21-yard touchdown reception with 6:34 left in the fourth quarter in the comeback effort. Hurd had seven catches for 58 yards.

Receiver Pharoah Cooper had an exceptional night as he scored a receiving, rushing and pass touchdown. He finished with 286 total yards of offense and four touchdowns. He had a career-high 11 catches for a career-high 233 receiving yards, which set a new South Carolina school record.

Tailback Jalen Hurd ran for 125 yards, his second 100-yard rushing game of his freshman season. Hurd and Dobbs combined for the Vols first game with a pair of 100-yard rushers since the 2009 game vs. Western Kentucky (Montario Hardesty 160, Bryce Brown 104). With Pig Howard's 109 receiving yards, the Vols posted their first game with two 100-yard rushers and a 100-yard receiver since 1994 at Vanderbilt.

Howard posted his first career 100-yard receiving game with five receptions for a total of 109 yards. Howard also rushed for 29 yards. Von Pearson had 55 yards on four catches.

Down 21-14 at the half, South Carolina tied the game at 21 as the Cocks marched 74 yards early in the third quarter. Wilds finished the drive with a 5-yard rushing score on the heels of a 26-yard catch by Cooper to put SC into the red zone.

The teams traded rushing scores by wide receivers in the first quarter. Cooper scored on an 11-yard dash out of the wildcard formation with 8:34 left in the first. The Vols answered on a 1-yard rush by Howard, who took a reverse and went end-around for what amounted to an unofficial 11-yard run.

Dobbs' 7-yard rushing touchdown put Tennessee ahead 14-7 with 11 minutes left in the first half on a drive keyed by a 22-yard pass from Dobbs to Howard. The Gamecocks answered on the next drive as Cooper threw the 30-yard TD to Wilds to tie the game at 14 with 6:35 left in the first half.

SCORING SUMMARY

Team	Qtr	Time	Scoring Play	Conversion	Plays	TOP	Score
SC	1st	8:34	Cooper 11 yd run	Fry kick	7-78	2:47	0-7
UT	1st	2:37	Howard 1 yd run	Medley kick	7-40	2:40	7-7
UT	2nd	0:58	Dobbs 7 yd run	Medley kick	11-80	3:05	14-7
SC	2nd	6:35	Wilds 30 yd pass from Cooper	Fry kick	8-80	4:23	14-14
UT	2nd	0:07	Dobbs 36 yd run	Medley kick	7-80	1:13	21-14
SC	3rd	9:06	Wilds 5 yd run	Fry kick	8-74	3:02	21-21
SC	3rd	0:09	Cooper 12 yd pass from Thompson	Fry kick	9-72	4:31	21-28
SC	4th	13:22	Cooper 85 yd pass from Thompson	Fry kick	3-84	0:59	21-35
UT	4th	6:34	Hurd 21 yd pass from Dobbs	Medley kick	6-47	1:59	28-35
SC	4th	4:52	Wilds 70 yd run	Fry kick	4-82	1:42	28-42
UT	4th	1:50	Dobbs 3 yd run	Medley kick	10-75	3:02	35-42
UT	4th	0:11	Croom 9 yd pass Dobbs	Medley kick	9-85	1:12	42-42
UT	OT	15:00	Medley 32 yd field goal		6-11	0:00	45-42

Stat Leaders

>> TENNESSEE

Rushing	Att	Yds	TD	Long	Avg.
Dobbs	24	166	3	36	6.9
Hurd	21	125	0	16	6.0
Howard	4	29	1	18	7.2
Lane	5	15	0	9	3.0
Pearson	1	9	0	9	9.0
Totals	55	344	4	36	6.2

Passing	C-A-I	Yds	TD	Long	Sack
Dobbs	23-40-1	301	2	42	0
Totals	23-40-1	301	2	42	0

Receiving	No.	Yds	TD	Long
Hurd	7	58	1	21
Howard	5	109	0	31
Pearson	4	55	0	42
Croom	2	20	1	11
Wolf	2	14	0	13
Ellis	1	24	0	24
Helm	1	12	0	12
Lane	1	9	0	9
Totals	23	301	2	42

>> SOUTH CAROLINA

Rushing	Att	Yds	TD	Long	Avg.
Wilds	8	145	2	70	17.9
Davis	16	69	0	18	4.3
Cooper	3	93	1	11	7.7
Williams	2	14	0	10	7.0
Thompson	10	-1	0	20	-0.1
Totals	39	248	3	70	6.4

Passing	C-A-I	Yds	TD	Long	Sack
Thompson	20-32-1	347	2	85	5
Cooper	1-2-0	30	1	30	0
Totals	21-34-1	377	3	85	5

Receiving	No.	Yds	TD	Long
Cooper	11	233	2	85
Adams	4	41	0	16
Byrd	2	32	0	22
Wilds	2	30	1	30
Davis	1	34	0	34
Jones	1	7	0	7
Totals	21	377	3	85



Game 10

KENTUCKY	3	10	3	0	-	16
TENNESSEE	14	19	17	0	-	50

Nov. 15 | Neyland Stadium | Knoxville | 4:01 p.m. | Attendance: 102,455



Breakdown

	UK	UT
FIRST DOWNS	15	28
Rushing	6	13
Passing	7	14
Penalty	2	1
NET YARDS RUSHING	94	214
Rushing Attempts	34	51
Average Per Rush	2.8	4.2
Rushing Touchdowns	1	2
Yards Gained Rushing	131	227
Yards Lost Rushing	37	13
NET YARDS PASSING	168	297
Completions-Attempts-Int	13-29-2	19-29-0
Average Per Attempt	5.8	10.2
Average Per Completion	12.9	15.6
Passing Touchdowns	0	3
TOTAL OFFENSE YARDS	262	511
Total offense plays	63	80
Average Gain Per Play	4.2	6.4
Fumbles: Number-Lost	1-0	2-0
Penalties: Number-Yards	5-35	3-40
PUNTS-YARDS	8-322	4-174
Average Yards Per Punt	40.2	43.5
Net Yards Per Punt	38.0	33.5
Inside 20	0	2
50+ Yards	2	1
Touchbacks	0	2
Fair catch	2	2
KICKOFFS-YARDS	4-218	10-618
Average Yards Per Kickoff	54.5	61.8
Net Yards Per Kickoff	31.8	39.3
Touchbacks	0	3
Punt returns: Number-Yards-TD	0-0-0	3-18-0
Average Per Return	0.0	6.0
Kickoff returns: Number-Yds-TD	7-150-0	3-91-0
Average Per Return	21.4	30.3
Interceptions: Number-Yds-TD	0-0-0	2-48-1
Fumble Returns: Number-Yds-TD	0-0-0	0-0-0
Miscellaneous Yards	0	0
Possession Time	25:58	34:02
1st Quarter	8:22	6:38
2nd Quarter	5:44	9:16
3rd Quarter	6:12	8:48
4th Quarter	5:40	9:20
Third-Down Conversions	3 of 14	7 of 17
Fourth-Down Conversions	0 of 0	2 of 2
Red-Zone Scores-Chances	3-3	5-5
Touchdowns	1-3	3-5
Field goals	2-3	2-5
Sacks By: Number-Yards	1-10	5-24
PAT Kicks	1-1	5-6
Field Goals	3-3	3-4

► THE WRAPUP

For the Record

• Joshua Dobbs, A.J. Johnson and Curt Maggitt represented the Vols for the pregame coin toss.

Game Notes

• Tennessee recorded its most points in a game since scoring 52 against Western Kentucky on Sept. 7, 2013. The Vols' 50-16 win over Kentucky also marked the most points scored against an SEC opponent since putting up 52 against Ole Miss on Nov. 6, 2010.

• With a score of 50-16 against Kentucky, the Vols scored the most points in consecutive SEC games (95, following a 45-42 overtime win at South Carolina) since 2003, when Tennessee won 59-21 against Mississippi State on Nov. 15 and 48-0 against Vanderbilt on Nov. 22 of that year (107 points).

• With 511 total offensive yards against Kentucky and 645 total offensive yards against South Carolina, the Vols have recorded back-to-back 500-plus offensive yard games for the first time since Nov. 3, 2012 against Troy (718) and Nov. 10, 2012 against Missouri (585).

• The Vols' back-to-back 500-plus total offensive yard games against SEC opponents are the first since 2000, when Tennessee had 502 offensive yards against Arkansas on Nov. 11 and 590 offensive yards against Kentucky on Nov. 18.

• Jalen Hurd rushed for 118 yards, establishing his third 100-yard rushing game of the year and marking the first time for a Vol freshman to do so since Jamal Lewis had a record seven 100-yard rushing games in 1997.

Vols Whack Wildcats, 50-16

KNOXVILLE, Tenn. - Tennessee beat Kentucky at Neyland Stadium for the 15th consecutive time as the Vols downed the Wildcats, 50-16. Overall, the Vols have now won 29 of the last 30 meetings with Kentucky, dating to 1985.

With its second win a row, Tennessee (5-5, 2-4 SEC) moved to within one win from being bowl eligible for the first time since 2010. Kentucky (5-6, 2-6 SEC) lost its fifth game in a row.

Tennessee posted its first 50-point game in SEC action since a 52-14 blowout of Ole Miss on Nov. 13, 2010. The win by 34 points vs. Kentucky is also the largest margin of victory since that game (38).

The win by 34 points was the largest in the series with the Wildcats since a 59-20 victory in 2000 (39).

The Vols 95 points are the most in consecutive SEC games since piling up 107 vs. Mississippi State and Vanderbilt in 2003.

Quarterback Joshua Dobbs had his second consecutive monster game. On the heels of 467 total yards in his first start at South Carolina, Dobbs piled up 345 total yards vs. Kentucky. Dobbs accounted for four touchdowns (three passing and one rushing) after posting five vs. the Gamecocks. In three games in 2014, Dobbs has accounted for 1,079 yards and 11 touchdowns.

Junior Von Pearson scored two receiving touchdowns and finished the day with three catches for 44 yards. Jason Croom had a career-high 87 receiving yards on three catches and a career-long 52-yard touchdown reception. Pig Howard had four catches for 43 yards.

Freshman Jalen Hurd continued his surge as he ran for 118 yards, his third game with 100-plus rushing yards this season. Hurd's three 100-yard games are the most by a true freshman since Jamal Lewis had seven in 1997.

Defensively, the Vols had a standout performance from freshman Derek Barnett, who had 4.0 TFLs including 2.0 sacks as part of seven tackles. Barnett continues to add to his Tennessee freshman record for both sacks (9.0) and TFLs (18.0). With 18.0 TFLs, he has the seventh most in a season in Vol history. Senior Curt Maggitt had two sacks. Brian Randolph led the defense with eight tackles and had an interception return for a score. Overall, the Vols had five sacks and nine tackles for loss.

After posting their most points (33) against an SEC opponent in a first half in 11 years, the Vols continued to pour it on in the second half. After a 39-yard kickoff return by Evan Berry to open the half, Dobbs hooked up with Croom on the Vols' first play from scrimmage in the second half. That put Tennessee ahead, 40-13, 16 seconds into the second half.

Aaron Medley's third field goal of the game from 39 yards, put the Vols up 43-16 late in the third quarter. Hurd rumbled in from four yards with 20 seconds left in the third quarter to push the Vols to the half-century mark, 50-16.

Tennessee led 33-13 at halftime. It was the most points the Vols scored in a first half since leading Austin Peay, 42-0, in last season's opener and most vs. an SEC foe since 41-0 halftime lead vs. Vanderbilt on Nov. 11, 2003.

>> SCORING SUMMARY

Team	Qtr	Time	Scoring Play	Conversion	Plays	TOP	Score
UK	1st	10:38	MacGinnis 32 yd field goal		12-77	4:22	3-0
UT	1st	9:11	Pearson 21 yd pass from Dobbs	Medley kick	5-73	1:21	3-7
UT	1st	5:07	Randolph 23 yd interception ret.	Medley kick			3-14
UT	2nd	13:21	Pearson 16 yd pass from Dobbs	Medley kick failed	14-66	5:00	3-20
UT	2nd	8:31	Aaron Medley 38 yd field goal		10-39	3:47	3-23
UK	2nd	1:27	Towles 2 yd run	MacGinnis kick	8-76	2:37	10-30
UT	2nd	0:14	Medley 21 yd field goal		7-66	1:13	10-33
UK	2nd	0:00	MacGinnis 54 yd field goal		2-23	0:09	13-33
UT	3rd	14:44	Croom 52 yd pass from Dobbs	Medley kick	1-52	0:09	13-40
UK	3rd	11:40	MacGinnis 30 yd field goal		10-65	2:57	16-40
UT	3rd	3:17	Medley 39 yd field goal		8-45	3:04	16-43
UT	3rd	0:20	Hurd 4 yd run	Medley kick	4-19	1:28	16-50

Stat Leaders

>> KENTUCKY

Rushing	Att	Yds	TD	Long	Avg.
Towles	14	29	1	15	2.1
Horton	2	18	0	18	9.0
Phillips	2	17	0	13	8.5
Heard	6	17	0	10	2.8
Kemp	5	12	0	6	2.4
Williams	5	1	0	3	0.2
Totals	34	94	1	18	2.8

Passing	C-A-I	Yds	TD	Long	Sack
Towles	13-25-1	168	0	39	5
Phillips	0-4-1	0	0	0	0
Totals	13-29-2	168	0	39	5

Receiving	No.	Yds	TD	Long
Blue	6	131	0	39
Timmons	4	28	0	13
Johnson	1	4	0	4
Robinson	1	4	0	4
Heard	1	1	0	1
Totals	13	168	0	39

>> TENNESSEE

Rushing	Att	Yds	TD	Long	Avg.
Hurd	24	118	1	14	4.9
Dobbs	10	48	1	13	4.8
Pickett	6	25	0	10	4.2
Summerhill	6	18	0	6	3.0
Lane	3	5	0	3	1.7
Howard	2	0	0	0	0.0
Totals	51	214	2	14	4.2

Passing	C-A-I	Yds	TD	Long	Sack
Dobbs	19-27-0	297	3	52	1
TEAM	0-1-0	0	0	0	0
Peterman	0-1-0	0	0	0	0
Totals	19-29-0	297	3	52	1

Receiving	No.	Yds	TD	Long
Howard	4	43	0	19
Croom	3	87	1	52
Pearson	3	44	2	21
Wolf	2	39	0	25
Ellis	1	26	0	17
Malone	2	9	0	7
Lane	1	28	0	28
Hurd	1	11	0	11
Heilm	1	10	0	10
Totals	19	297	3	52

Game 11

MISSOURI	7	6	3	13	-	29
TENNESSEE	3	10	0	8	-	21

Nov. 22 | Neyland Stadium | Knoxville | 7:36 p.m. | Attendance: 95,821



Breakdown

	MU	UT
FIRST DOWNS	19	18
Rushing	9	6
Passing	8	11
Penalty	2	1
NET YARDS RUSHING	180	53
Rushing Attempts	45	29
Average Per Rush	4.0	1.8
Rushing Touchdowns	2	0
Yards Gained Rushing	207	102
Yards Lost Rushing	27	49
NET YARDS PASSING	230	226
Completions-Attempts-Int	12-25-0	25-38-1
Average Per Attempt	9.2	5.9
Average Per Completion	19.2	9.0
Passing Touchdowns	2	2
TOTAL OFFENSE YARDS	410	279
Total offense plays	70	67
Average Gain Per Play	5.9	4.2
Fumbles: Number-Lost	1-0	2-1
Penalties: Number-Yards	12-82	5-40
PUNTS-YARDS	6-243	6-279
Average Yards Per Punt	40.5	46.5
Net Yards Per Punt	38.2	42.7
Inside 20	0	4
50+ Yards	0	2
Touchbacks	0	1
Fair catch	3	1
KICKOFFS-YARDS	6-381	4-238
Average Yards Per Kickoff	63.5	59.5
Net Yards Per Kickoff	35.0	39.5
Touchbacks	2	2
Punt returns: Number-Yards-TD	2-3-0	1-14-0
Average Per Return	1.5	14.0
Kickoff returns: Number-Yds-TD	1-30-0	4-121-0
Average Per Return	30.0	30.2
Interceptions: Number-Yds-TD	1-5-0	0-0-0
Fumble Returns: Number-Yds-TD	0-0-0	0-0-0
Miscellaneous Yards	0	0
Possession Time	32:30	27:30
1st Quarter	8:45	6:15
2nd Quarter	6:41	8:19
3rd Quarter	10:18	4:42
4th Quarter	6:46	8:14
Third-Down Conversions	8 of 17	5 of 15
Fourth-Down Conversions	0 of 0	2 of 2
Red-Zone Scores-Chances	4-4	2-2
Touchdowns	3-4	1-2
Field goals	1-4	1-2
Sacks By: Number-Yards	6-31	3-18
PAT Kicks	2-4	1-1
Field Goals	1-2	2-2
Points off turnovers	14	0

► THE WRAPUP

For the Record

- Joshua Dobbs, Jordan Williams and Curt Maggitt represented the Vols for the pregame coin toss.

Game Notes

- Jakob Johnson made his first career start at linebacker against Mizzou, marking the 10th true freshman (11th including kicker #25 Aaron Medley) to start for Tennessee this year. The Vols have the second-most true freshman starts in the country (Tulane, 12).

- The Vols started a Tennessee-record seven true freshman against Missouri: Jalen Hurd (WR), Josh Malone (WR), Todd Kelly Jr. (S), Derek Barnett (DE), Emmanuel Moseley (CB), Jakob Johnson (LB) and Jashon Robertson (RG).

- Evan Berry began the Vols' first half with a 35-yard kickoff return in the first quarter and a 58-yard return in the second quarter, marking his fifth-straight game with a kickoff return of 30-plus yards. With 121 return yards on four carries against the Tigers, Berry established a career high for return yards in a single game.

- On a fake field goal attempt in the second half, holder #13 Patrick Ashford completed a 31-yard pass to tight end #48 Alex Ellis. The catch marks a first career pass for Ashford, as well as a first career touchdown for Ellis. Both players are walk-ons for Tennessee. The fake field goal attempt was the first for Tennessee since Nov. 23, 2013 against Vanderbilt.

Vols Fall To #19/20 Mizzou, 29-21

KNOXVILLE, Tenn. - Starting a school-record seven true freshmen, Tennessee battled to the end, but came up short, dropping a 29-21 decision to #19/20 Missouri at Neyland Stadium.

The Vols fell to 5-6 overall and 2-5 in the SEC, still seeking to become bowl eligible for the first time since 2010.

Missouri moved to 9-2 overall and 6-1 in the SEC.

The Tigers won a school-record 10th consecutive road game.

Quarterback Maty Mauk finished 12-of-25 for 230 yards and two touchdowns including a game-sealing 73-yard touchdown to Jimmie Hunt in the fourth quarter. Hunt had three catches for a career-high 106 yards.

Tennessee's Joshua Dobbs was 24-of-37 for 195 passing yards. He was limited to 13 rushing yards as Missouri sacked him six times.

Junior Pig Howard hauled in a game-high eight catches for 90 yards. Freshman Jalen Hurd ran for 40 yards and caught 6 passes for an additional 40 yards.

Freshman kicker Aaron Medley connected on a pair of field goals from 38 and 39 yards.

The Vols' first touchdown of the game came on a successful fake field goal in the second quarter. The second came late in the fourth quarter on a four yard touchdown pass from Dobbs to Jason Croom.

Missouri broke a 13-13 halftime tie as Andrew Baggett connected on a 43-yard field goal with 7:40 left in the third quarter to make it 16-13. The lead expanded to 23-13 as Mauk connected with Hunt on that back-breaking 73-yard bomb with 10:42 left in regulation.

Four minutes later Mauk hit Bud Sasser from 13 yards away to increase the lead to 29-13 following Andrew Baggett's second missed extra point of the game.

With 1:52 left in the game, the Vols scored their final touchdown. The Vols went for the two-point conversion and were successful as Dobbs ran it in to make it 29-21.

In an attempt to tie the game, Tennessee went for the inside kick but the ruling was that Tennessee was offsides, forcing them to re-kick. In the second attempt, Missouri recovered as a result of the ball not going 10 yards, which then finalized the Tiger win with under two minutes to play.

Tennessee took a 10-7 lead early in the second quarter on a fake field goal where junior holder Patrick Ashford, who was a high school quarterback, connected with junior tight end Alex Ellis for a 31-yard touchdown. It was the first pass of Ashford's career and first score of Ellis' career. Both players are walk-ons.

Missouri regained the lead at 13-10 on a 7-yard rush by Marcus Murphy with 7:50 left in the second quarter. Baggett missed his first extra-point of the season (after 37 successful attempts).

The Vols tied the game on a 39-yard field goal by Medley with 3:49 left in the first half to tie the game at 13.

On defense, LaDarrell McNeil led the Vols with 11, earning a career high. Freshman Derek Barnett had eight stops including 0.5 TFLs. In his final game at Neyland Stadium, Jordan Williams earned a career-high with six tackles and had a sack.

The school-record seven true freshmen starting, included four on defense, also a new UT starter.

>> SCORING SUMMARY

Team	Qtr	Time	Scoring Play	Conversion	Plays	TOP	Score
MU	1st	10:23	Murphy 1 yd run	Baggett kick	12-75	4:37	7-0
UT	1st	3:41	Medley 38 yd field goal		4-8	1:15	7-3
UT	2nd	11:14	Ellis 31 yd pass from Ashford	Medley kick	7-78	3:04	7-10
MU	2nd	7:50	Murphy 7 yd run	Baggett kick failed	9-65	3:24	13-10
UT	2nd	3:49	Medley 39 yd field goal		10-19	3:50	13-13
MU	3rd	7:40	Baggett 43 yd field goal		13-66	5:40	16-13
MU	4th	10:42	Hunt 73 yd pass from Mauk	Baggett kick	3-75	1:48	23-13
MU	4th	6:22	Sasser 13 yd pass from Mauk	Baggett kick failed	6-66	2:59	29-13
UT	4th	1:52	Croom 4 yd pass from Dobbs	Dobbs rush	14-79	4:24	29-21

Stat Leaders

>> MISSOURI

Rushing	Att	Yds	TD	Long	Avg.
Murphy	19	82	2	15	4.3
Hansbrough	15	68	0	13	4.5
Mauk	9	31	0	20	3.4
Witter	1	3	0	3	3.0
TEAM	1	-4	0	-4	0
Totals	45	180	2	20	4.0

Passing C-A-I Yds TD Long Sack

Mauk	12-25-0	230	2	73	3
------	---------	-----	---	----	---

Receiving No. Yds TD Long

Sasser	4	76	1	35
Hunt	3	106	1	73
Culkin	2	18	0	9
Murphy	1	15	0	15
White	1	9	0	9
Hansbrough	1	6	0	6
Totals	12	230	2	73

>> TENNESSEE

Rushing	Att	Yds	TD	Long	Avg.
Hurd	11	40	0	17	3.6
Dobbs	17	13	0	21	0.8
Lane	1	0	0	0	0.0
Totals	29	53	0	21	1.8

Passing C-A-I Yds TD Long Sack

Dobbs	24-37-1	195	1	24	6
Ashford	1-1-0	31	1	31	0
Totals	25-38-1	226	2	31	6

Receiving No. Yds TD Long

Howard	8	90	0	24
Hurd	6	40	0	11
Pearson	3	42	0	23
Croom	3	10	1	8
Ellis	1	31	1	31
Jenkins	1	6	0	6
Johnson	1	6	0	6
Lane	1	2	0	2
Helm	1	-1	0	0
Totals	25	226	2	31



Game 12

TENNESSEE	10	7	7	0	-	24
VANDERBILT	0	10	7	0	-	17

Nov. 29 | Vanderbilt Stadium | Nashville, Tenn. | 4:01 p.m. | Attendance: 40,350



Breakdown

	UT	VU
FIRST DOWNS	19	19
Rushing	12	10
Passing	4	6
Penalty	3	3
NET YARDS RUSHING	170	123
Rushing Attempts	45	36
Average Per Rush	3.8	3.4
Rushing Touchdowns	2	1
Yards Gained Rushing	213	160
Yards Lost Rushing	43	37
NET YARDS PASSING	92	149
Completions-Attempts-Int	11-20-2	13-30-3
Average Per Attempt	4.6	5.0
Average Per Completion	8.4	11.5
Passing Touchdowns	0	1
TOTAL OFFENSE YARDS	262	272
Total offense plays	65	66
Average Gain Per Play	4.0	4.1
Fumbles: Number-Lost	1-0	2-0
Penalties: Number-Yards	6-55	7-50
PUNTS-YARDS	7-339	6-276
Average Yards Per Punt	48.4	46.0
Net Yards Per Punt	39.0	33.7
Inside 20	2	1
50+ Yards	4	3
Touchbacks	3	0
Fair catch	1	1
KICKOFFS-YARDS	5-288	4-234
Average Yards Per Kickoff	57.6	58.5
Net Yards Per Kickoff	41.4	49.5
Touchbacks	1	1
Punt returns: Number-Yards-TD	2-74-1	2-6-0
Average Per Return	37.0	3.0
Kickoff returns: Number-Yds-TD	1-11-0	3-56-0
Average Per Return	11.0	18.7
Interceptions: Number-Yds-TD	3-0-0	2-6-0
Fumble Returns: Number-Yds-TD,0-0-0	0-0-0	0-0-0
Miscellaneous Yards	0	0
Possession Time	29:53	30:07
1st Quarter	10:08	4:52
2nd Quarter	6:43	8:17
3rd Quarter	5:03	9:57
4th Quarter	7:59	7:01
Third-Down Conversions	3 of 13	4 of 12
Fourth-Down Conversions	0 of 0	0 of 1
Red-Zone Scores-Chances	3-3	2-2
Touchdowns	2-3	1-2
Field goals	1-3	1-2
Sacks By: Number-Yards	3-18	3-29
PAT Kicks	3-3	2-2
Field Goals	1-1	1-1
Points off turnovers	21	9

THE WRAPUP

For the Record

• Joshua Dobbs, Jordan Williams and Curt Maggitt represented the Vols for the pregame coin toss.

Game Notes

• Tennessee started six true freshmen against Vanderbilt: Jalen Hurd (TB), Vic Wharton (WR), Derek Barnett (DE), Jakob Johnson (LB), Jashon Robertson (RG) and Ethan Wolf (TE).

• Vic Wharton made his first career start at wide receiver, in place of #18 Jason Croom, against Vanderbilt. Wharton marks the 11th true freshman to make a start on offense or defense for Tennessee this year.

• Cameron Sutton returned a punt 76 yards for a touchdown in the first quarter, putting the Vols on the board first in the contest. The return marked Tennessee's first true punt return for a touchdown since Cordarelle Patterson returned a punt 81 yards for a touchdown against Vanderbilt on Nov. 17, 2012.

• With two sacks in the game, Curt Maggitt's 11 sacks on the year now put him tied for fourth place with Leonard Little (1995) and Todd Kelly Sr. (1992) for sacks in a single season.

• Derek Barnett recorded five tackles and one sack against Vanderbilt. Barnett now has 20.5 TFLs on the year, fifth-most in a single season at UT, and is tied for sixth-most sacks in a single season all-time alongside Ronnie McCartney (1975) with 10.

• Tennessee's 94-yard offensive drive on their final possession before the half was the longest for the Vols this season.

BOWL BOUND: Vols Beat Vandy, 24-17

NASHVILLE, Tenn. - The Tennessee Vols became bowl eligible for the first time since 2010, after defeating Vanderbilt, 24-17.

Tennessee (6-6, 3-5) returned to the postseason for the first time since playing in the 2010 Music City Bowl. The Vols will make their 50th bowl appearance, fourth-most of any program in the nation.

Sophomore quarterback Joshua Dobbs totaled 183 yards of offense (91 rushing and 92 passing) while rushing for a pair of touchdowns.

Subbing for an injured Jalen Hurd, senior Marlin Lane ran for 51 yards on 16 carries. In his return to his hometown, Hurd was limited just 21 yards on five first-quarter carries before leaving the game with an upper body injury.

Alton Howard led all receivers with three receptions for 55 yards. Lane also had 25 receiving yards.

The Vols' defense was led by LaDarrell McNeil, who made seven tackles. Danny O'Brien had a career-high five tackles.

Redshirt junior Curt Maggitt tallied another five tackles and two sacks. Maggitt's 11 sacks on the season tie for fourth-place with Leonard Little (1995) and Todd Kelly Sr. (1992) for sacks in a single season. Freshman Derek Barnett recorded five tackles, two for a loss and one sack. His 20.5 TFLs on the year are the fifth-most in a season at UT, and is tied for seventh-most sacks in a single season with 10 with Ronnie McCartney (1975).

Cameron Sutton had a huge day on defense and special teams. He returned a punt for a 76-yard touchdown to open the game's scoring along with recording his 14th pass defended in the third quarter. That tied him for fifth-most all-time by a Vol in a single season with Roshawn Fellows (2004), Rashad Baker (2001) and Terry Fair (1997).

Tennessee capitalized on a Todd Kelly Jr., interception -- which was reversed from the original call of being out-of-bounds, on a video review -- to take a 24-10 lead with 3:19 left in the third quarter. Dobbs ran in his second score of the day from 8 yards out.

Vanderbilt answered on the ensuing drive on a 3-yard rushing touchdown by Ralph Webb with 22 seconds left in the third quarter to cut the Commodores' deficit to 24-17.

The Vols defense, aka the Orange Swarm, came up big in the fourth quarter, holding Vanderbilt scoreless and to just 42 total yards as Tennessee celebrated its return to postseason.

The Vols took a 17-10 lead into halftime on a Dobbs 1-yard burst over left tackle.

Tennessee got the scoring started early on Sutton's punt return for a touchdown 6:42 into the game. It was the Vols' first punt return for a score since their last visit to Vanderbilt when Cordarelle Patterson returned a punt 81 yards on Nov. 17, 2012. Aaron Medley added a 36-yard field goal with 51 seconds left in the first quarter for a 10-0 lead.

Vanderbilt tied the game at 10 in the second quarter on a Tommy Openshaw 36-yard field goal and a 36-yard pass from Patton Robinette to Steve Scheu with 5:25 left in the first half.

Vanderbilt finished its season 3-9 and winless in the SEC at 0-8.

>> SCORING SUMMARY

Team	Qtr	Time	Scoring Play	Conversion	Plays	TOP Score
UT	1st	8:18	C. Sutton 76-yd punt return	Medley kick		7-0
UT	1st	00:51	Medley 36-yd field goal		15-63	6:36 10-0
VU	2nd	9:52	Openshaw 36-yd field goal		4-6	1:53 10-3
VU	2nd	5:25	Scheu 36 yd pass from Robinette	Openshaw kick	7-88	2:52 10-10
UT	2nd	1:29	Dobbs 1 yd run	Medley kick	11-94	3:49 17-10
UT	3rd	3:19	Dobbs 8 yd run	Medley kick	7-75	2:49 24-10
VU	3rd	00:22	Webb 3 yd run	Openshaw kick	7-71	2:46 24-17

Stat Leaders

>> TENNESSEE

Rushing	Att	Yds	TD	Long	Avg.
Dobbs	21	91	2	23	4.3
Lane	16	51	0	18	3.2
Hurd	5	21	0	8	4.2
Howard	1	0	0	0	0.0
Pearson	1	0	0	0	0.0
TEAM	1	0	-1	0	-1.0
Totals	45	170	2	23	3.8

Passing	C-A-I	Yds	TD	Long	Sack
Dobbs	11-20-2	92	0	33	3

Receiving	No.	Yds	TD	Long
Howard	5	55	0	33
Lane	3	25	0	26
Pearson	3	12	0	12
Totals	11	92	0	33

>> VANDERBILT

Rushing	Att	Yds	TD	Long	Avg.
Webb	16	55	1	19	3.4
Robinette	12	37	0	20	3.1
Rivers	5	23	0	11	4.6
McCrary	3	8	0	4	2.7
Totals	36	123	1	20	3.4

Passing	C-A-I	Yds	TD	Long	Sack
Robinette	11-22-2	131	1	36	3
McCrary	2-7-1	18	0	9	0
Grady	0-1-0	0	0	0	0
Totals	13-30-3	149	1	36	3

Receiving	No.	Yds	TD	Long
Scheu	3	62	1	36
Rayford	3	35	0	13
Dorrell	2	14	0	9
Kentera	1	18	0	18
Marcus	1	11	0	11
Scott	1	5	0	5
Dudchock	1	4	0	4
Webb	1	0	0	0
Totals	13	149	1	36

Game 13

IOWA	0	7	0	21	-	28
TENNESSEE	21	14	7	3	-	45

Jan. 2 | EverBank Field | Jacksonville, Fla. | 3:25 p.m. | Attendance: 56,310



Breakdown

	IOWA	UT
FIRST DOWNS	23	27
Rushing	9	15
Passing	10	10
Penalty	4	2
NET YARDS RUSHING	244	283
Rushing Attempts	35	51
Average Per Rush	7.0	5.5
Rushing Touchdowns	2	4
Yards Gained Rushing	251	293
Yards Lost Rushing	7	10
NET YARDS PASSING	177	178
Completions-Attempts-Int	15-31-1	17-22-1
Average Per Attempt	5.7	8.1
Average Per Completion	11.8	10.5
Passing Touchdowns	2	2
TOTAL OFFENSE YARDS	421	461
Total offense plays	66	73
Average Gain Per Play	6.4	6.3
Fumbles: Number-Lost	1-1	0-0
Penalties: Number-Yards	4-37	4-55
PUNTS-YARDS	6-215	4-149
Average Yards Per Punt	35.8	37.2
Net Yards Per Punt	30.5	31.0
Inside 20	0	1
50+ Yards	0	0
Touchbacks	1	1
Fair catch	2	2
KICKOFFS-YARDS	2-120	8-485
Average Yards Per Kickoff	60.0	60.6
Net Yards Per Kickoff	33.5	44.9
Touchbacks	1	2
Punt returns: Number-Yards-TD	1-5-0	1-12-0
Average Per Return	5.0	12.0
Kickoff returns: Number-Yards-TD	6-76-0	2-28-0
Average Per Return	12.7	14.0
Interceptions: Number-Yards-TD	1-37-0	1-7-0
Fumble Returns: Number-Yds-TDO-0-0	0-0-0	0-0-0
Miscellaneous Yards	0	0
Possession Time	27:52	32:08
1st Quarter	9:13	5:47
2nd Quarter	7:16	7:44
3rd Quarter	7:00	8:00
4th Quarter	4:23	10:37
Third-Down Conversions	3 of 11	5 of 12
Fourth-Down Conversions	0 of 1	0 of 1
Red-Zone Scores-Chances	3-4	5-5
Touchdowns	3-4	4-5
Field goals	0-4	1-5
Sacks By: Number-Yards	1-3	0-0
PAT Kicks	4-4	6-6
Field Goals	0-0	1-1
Points off turnovers	0	0

THE WRAPUP

For the Record

- Joshua Dobbs, Jordan Williams and Curt Maggitt represented the Vols for the pregame coin toss.

Game Notes

- In its 118th season of football, UT's all-time bowl record now stands at 26-24.

- With 50 total bowl game appearances, UT is tied for the fourth-most bowl appearances in college football history.

- The Vols' 45 points against Iowa tie the for the most points scored in a bowl game in school history, matching the points scored of their 1994 Gator Bowl appearance vs. Virginia Tech (W, 45-23) and their 2002 Citrus Bowl game vs. Michigan (W, 45-17).

- UT recorded six touchdowns, tying a school record for most touchdowns recorded in a bowl game, previously set on three occasions: 1994 TaxSlayer/Gator Bowl, 1997 Citrus Bowl and the 2002 Citrus Bowl.
- Jalen Hurd rushed for 122 yards with two touchdowns on 16 attempts, establishing his first career multi-touchdown game for Tennessee. His 100-plus yard rushing performance is the first for a Tennessee player in a bowl game since Travis Henry ran for 180 yards in the 2001 Cotton Bowl.

- Tennessee scored on the first four drives for the first time since the 2013 season opener against Austin Peay, when the team scored on its first seven drives.

- On the year, Tennessee has started at least three true freshmen in every game, with the freshman class having now accumulated 65 total starts this season.

BOWL CHAMPS: Vols Slay Iowa, 45-28

Jacksonville, Fla. - Tennessee won its first bowl game since the 2008 Outback Bowl as the Vols dominated Iowa, 45-28, in the 70th TaxSlayer Bowl at EverBank Field. The victory gave the Vols their first winning season since 2009 as Tennessee closed the campaign with a 7-6 record in Butch Jones' second season on Rocky Top.

The win came in Tennessee's 50th bowl game, fourth-most of any program in college football history as the Vols are now 26-24 overall in postseason. The 26 wins are the sixth-most of any program all-time.

Tennessee scored its most points in a bowl since beating Michigan 45-17 in the 2002 Citrus Bowl. The 45 points are the second-most in a bowl in Tennessee history. The six touchdowns scored by the Vols ties the school record for most touchdowns in a bowl game, previously set on three occasions at the 1994 Gator Bowl, 1997 Citrus Bowl and the 2002 Citrus Bowl.

Sophomore quarterback Joshua Dobbs completed his first seven pass attempts of the game and finished 16-of-21 for 129 yards with one passing touchdown. He also ran for 76 yards and an additional two scores on the ground. Dobbs finished with 205 total yards and moved to 4-1 as the team's starting quarterback this season.

The Vols defense limited Iowa to 421 total yards, including 177 passing yards. Sophomore linebacker Jalen Reeves-Maybin led Tennessee with a career-high 13 tackles.

Tennessee jumped out to a 21-0 lead in the first quarter thanks to a pair of rushing touchdowns by Hurd and a 49-yard halfback pass from Marlin Lane to Vic Wharton to make it a three-score lead.

The Vols scored on their first four drives of the game -- for the first time since Butch Jones' debut game with the Vols to open the 2013 season. Dobbs finished off the fourth drive with an 8-yard rush with 12:02 left in the first half. That put Tennessee up 28-0 in a bowl for the first time since taking a 38-0 lead in the 2005 Cotton Bowl.

Iowa broke the shutout as Mark Weisman ran in from three yards out with 3:43 left in the first half to make it 28-7 in favor of Tennessee.

Dobbs closed the first half with a 19-yard TD strike to Von Pearson with 21 seconds left. That put Tennessee ahead 35-7 at the half. The 35 points were the most by Tennessee since they led Virginia Tech, 35-10, at the half in the 1994 Gator Bowl.

Dobbs accounted for his third score of the day with an 11-yard rush in the third quarter as Tennessee continued to control the action, leading 42-7 after the third.

Iowa's Weisman scored his second touchdown of the day to make it 42-14 early in the fourth quarter.

With 8:31 left in regulation, Aaron Medley kicked his first field goal of the game from 28 yards out to make it 45-14.

To end game scoring, Iowa earned the final two touchdowns. The first came from a 31-yard pass from Beathard to Hamilton Ray. Their final score came with just 20 seconds left on an 18-yard reception by Matt Vandenberg.

>> SCORING SUMMARY

Team	Qtr	Time	Scoring Play	Conversion	Plays	TOP	Score
UT	1st	9:27	Hurd 3 yd run	Medley kick	9-80	3:28	0-7
UT	1st	2:54	Hurd 29 yd run	Medley kick	5-67	1:41	0-14
UT	1st	1:31	Wharton 49 yd pass from Lane	Medley kick	1-49	0:13	0-21
UT	2nd	12:02	Dobbs 8 yd run	Medley kick	8-62	3:23	0-28
IOWA	2nd	3:43	Weisman 3 yd run	Koehn kick	9-71	4:30	7-28
UT	2nd	0:21	Pearson 19 yd pass from Dobbs	Medley kick	9-75	3:22	7-35
UT	3rd	7:46	Dobbs 11 yd run	Medley kick	9-75	3:13	7-42
IOWA	4th	14:29	Weisman 1 yd run	Koehn kick	4-46	1:24	14-42
UT	4th	8:31	Medley 28 yd field goal		11-34	5:56	14-45
IOWA	4th	3:30	Hamilton 31 yd pass from Beathard	Koehn kick	6-80	2:13	21-45
IOWA	4th	0:20	Vandenberg 18 yd pass from Beathard	Koehn kick	4-75	1:02	28-45

Stat Leaders

>> IOWA

Rushing	Att	Yds	TD	Long	Avg.
Canzeri	12	120	0	32	10.0
Beathard	8	82	0	33	10.2
Rudock	2	22	0	12	11.0
Weisman	7	10	2	4	1.4
Daniels Jr.	1	7	0	7	7.0
Parker	1	1	0	1	1.0
Plewa	1	1	0	1	1.0
Wadley	3	1	0	3	0.3
Totals	35	244	2	33	7.0

Passing	C-A-I	Yds	TD	Long	Sack
Beathard	13-23-1	145	2	31	0
Rudock	2-8-0	32	0	31	0
Totals	15-31-1	177	2	31	0

Receiving	No.	Yds	TD	Long
Hamilton	3	51	1	31
Martin-Manley	3	23	0	9
Smith	2	37	0	31
Vandenberg	2	34	1	18
Canzeri	2	13	0	12
Stone	1	15	0	15
Hillyer	1	8	0	8
Powell	1	-4	0	0
Totals	15	177	2	31

>> TENNESSEE

Rushing	Att	Yds	TD	Long	Avg.
Hurd	16	122	2	29	7.6
Dobbs	13	76	2	20	5.8
Young	4	25	0	9	6.2
Howard	2	24	0	16	12.0
Lane	9	21	0	6	2.3
Summerhill	4	9	0	5	2.2
Pearson	2	8	0	6	4.0
TEAM	1	-2	0	0	-2.0
Totals	51	283	4	29	5.5

Passing	C-A-I	Yds	TD	Long	Sack
Dobbs	16-21-1	129	1	19	1
Lane	1-1-0	49	1	49	0
Totals	17-22-1	178	2	49	1

Receiving	No.	Yds	TD	Long
Pearson	7	75	1	19
Howard	2	29	0	18
Wolf	2	9	0	5
Johnson	2	8	0	6
Hurd	2	4	0	5
Wharton	1	49	1	49
Malone	1	4	0	4
Totals	17	178	2	49



HISTORY

HISTORY OF TENNESSEE FOOTBALL

The Vols played their first football game in November 1891 -- and so began more than 100 years of football tradition.

Tennessee football is the story of the "greats"... the players, coaches, plays and fans, all of whom have helped build the program. From Gen. Robert R. Neyland to Phillip Fulmer, from Gene McEver to Bob Johnson, from Nathan Dougherty to Reggie White, from Dick Huffman to John Henderson.

The Vols' debut on the gridiron in that 1891 season was none too promising, as Sewanee defeated UT, 24-0, in a game played in the muck and mire in Chattanooga. It was also the only game on that year's schedule. The first win would come in 1892, a 25-0 decision at Maryville. The first home win would have to wait until 1893, as the Vols topped Maryville again, this time by a 32-0 count.

Neyland was born Feb. 17, 1892, in Greenville, Texas, and his influence on the Vol program would be felt from 1926 on, even through today.

THE FORMATIVE YEARS

A NEW STADIUM IS BUILT IN 1921

In those early years, from 1891-1912, football coaches came and went, frequently on a year-to-year basis. The Vols did not have a head coach until 1899, and had seven head coaches between that time and 1911.

The Vols won the 1914 Southern Intercollegiate Athletic Association championship under head coach Zora Clevenger, piling up 374 points to 37 for their opponents. It was also the first Vols squad to defeat Vanderbilt, doing so, 16-14, on Nov. 7. On Nov. 11, 1916, the first Homecoming game was held as the Vols defeated Vanderbilt, 10-6.

It was not until 1920, 29 years into the program's his-

tory, that the Vols won their 100th game, a 49-0 victory over Transylvania. The leading player of that time was Dougherty, an All-Southern selection in 1907 and 1908, and known to his teammates as "Big-Un."

Tennessee had played its home games on Wait Field at the corner of 15th Street and Cumberland Avenue, but moved into a new home in 1921.

Shields-Watkins Field was less than a mile away on 15th Street (now Phillip Fulmer Way) and was named for its benefactors, Knoxville banker and UT trustee William S. Shields and his wife, Alice Watkins-Shields. It opened that season with 3,200 seats, although it had been used for baseball the previous spring. No one knew that just over 80 years later, the stadium would hold more than 100,000 fans.

In 1922, the Vols wore orange jerseys for the first time (black shirts with orange and white piping being the previous color of choice), taking the color from the American Daisy that grew in profusion on The Hill north of the stadium.

ENTER BOB NEYLAND

A TRADITION IS BORN

In 1926, Neyland, then an ROTC instructor, Army captain and backfield coach the previous season, was named head coach and served through the end of the 1934 season when the Army beckoned him to Panama. Dougherty, dean of UT's College of Engineering and longtime faculty chairman of athletics, hired Neyland with the lone injunction: "Even the score with Vanderbilt; do something about our terrible standing in the series."

The Vols won the Southern Conference championship in 1927 with an 8-0-1 record and looked forward to the



On March 16, 1921, all UT classes were dismissed to guarantee a workforce large enough to put the field into shape for a March 19 baseball game.



1928 season. In that season, the Vols defeated heavily-favored Alabama, 15-13, in Tuscaloosa, as tailback Gene McEver, the "Bristol Blizzard" and one of the "Flaming Sophomores of 1928," took the opening kickoff 98 yards for a score.

Buddy Hackman did likewise a week later against Washington & Lee and the Vols express was off and running. Hackman and McEver became known as the "Touchdown Twins."

The beginning of the 1930s saw Tennessee play in its first bowl game, a 13-0 victory over New York University at Yankee Stadium in New York.

Vols lineman Herman Hickman, later a College Football Hall of Fame selection, had an outstanding game that afternoon, and Grantland Rice added Hickman to his All-American team on the basis of that performance.

Tennessee won the Southern Conference championship again in 1932 with a 9-0-1 record and joined the fledgling Southeastern Conference a year later. In 1934, Tennessee won its 200th game, defeating Mississippi, 27-0, in Knoxville on Oct. 13.

Over that time, Neyland and the Vols had assembled a 76-7-5 record, with undefeated streaks of 33 and 28 games along with a 30-game home winning streak.

NEYLAND RETURNS

SECOND OF THREE GREAT ERAS BEGINS

Bill Britton had taken Neyland's place in the 1935 season while Neyland was in the Canal Zone. Neyland returned home for the 1936 season and immediately began building another dynasty.

By 1938, he was ready. With another group of sensational sophomores leading the way, he began a three-year run in which the Vols won 30 consecutive regular-season games and visited the Orange, Rose and Sugar bowls.

The 1938 team ended with an 11-0 record, defeating Oklahoma in the 1939 Orange Bowl. The 1938 Vols were named national champions by Dunkel, Litkenhous, Boand, Houlgate and Poling. The 1939 team shut out 10 consecutive opponents. No collegiate team has since shut out an entire slate of opponents. The Vols brought home a check for \$100,000 from the 1940 Rose Bowl.

In the 1939 Alabama game -- which found national radio commentators Ted Husing of CBS and Bill Stern of NBC at Shields-Watkins Field covering the game -- a sophomore tailback from Knoxville named Johnny Butler etched his name into Vols history with a 56-yard run against the Tide on which he went sideline to sideline for the score at the south end.

Neyland's record during this era was 43-7-3. The Vols still hold an NCAA record for holding opponents scoreless for 71 consecutive quarters (from the second quarter of the 1938 LSU game through the second quarter of the 1940 Alabama game) and pitched 17 consecutive shut-outs. The 1940 Vols were voted national champions by Dunkel and Williamson.

After the 1940 season, however, Neyland was called back to the military as winds of war hovered over the world. He was gone until just before the 1946 season, leaving the Vol football program in the capable hands of John Barnhill, who later became head coach and athletics director at Arkansas.

Barnhill compiled a 32-5-2 record and led the Vols to the Sugar and Rose bowls. The Vols also played their first night game in 1944, a 13-0 victory at LSU.

Four Vol players did not return home from World War II. They were Bill Nowling, Rudy Klarer, Willis Tucker and Clyde "Ig" Fuson. They are memorialized in the southeast corner of Neyland Stadium's upper deck façade.

NEYLAND'S FINAL YEARS

A CONSENSUS NATIONAL CHAMPIONSHIP COMES TO KNOXVILLE

Neyland arrived home from World War II for the 1946 season and noted, "It will take us five years to put Tennessee back on top." Undaunted, the Vols immediately won the SEC championship and a bid to the Orange Bowl. The dominant player that season was tackle Dick Huffman, still remembered as one of the toughest Vols ever. He would lead the charge against Alabama quarterback Harry Gilmer in a 12-0 Vol win.

Critics argued that Neyland had lost his touch, particularly in view of 5-5 and 4-4-2 seasons in 1947 and 1948, respectively, and the assertion that his beloved single-wing offense had gone out of style.

In 1948, Tennessee won its 300th game, defeating Alabama, 21-6, on Homecoming afternoon.

By the end of the 1948 season, Neyland was ready for his final run as Vols' head man. It was just before the 1949 season that UT publicist Lindsey Nelson formed the initial Vol Radio Network.

After a 7-2-1 mark in 1949, led by another talented group of sophomores, the Vols kicked off the decade of the 1950s with an 11-1 season, marred only by a 7-0 loss at Mississippi State in the season's second week. The Vols, named national champions by Dunkel and DeVold, rolled through the season and upset Texas in the 1951 Cotton Bowl, sparked by a 75-yard run from tailback Hank Lauricella that Stern called one of the best he had ever seen.

Neyland's 1951 team came back and won the national championship with a 10-0 regular-season record. The contest with Alabama that season, a 27-13 Vols victory, was UT's first on a new invention called television. Lauricella, that season's Heisman Trophy runner-up, offensive guard John Michels and defensive tackle Doug Atkins later were named to the College Football Hall of Fame. Atkins, named also to the Pro Football Hall of Fame for his work at Cleveland, Chicago and New Orleans, became the first Vol enshrined in both. Atkins also was named SEC "Player of the Quarter Century" in 1976.

Tennessee finished with an 8-2-1 record in 1952, but the big story was Neyland stepping down as Vols head coach just before the Cotton Bowl game against Texas. The Vols lost that one, 16-0. Neyland's record for his third stint at Tennessee was 54-17-4, and his overall mark finished at 173-31-12.

In 1953, Smokey, a Bluetick Coonhound, became the Vols' official mascot by vote of the student crowd in a contest organized by the pep club. There have been Smokeys ever since then provided by the Brooks and Hudson families of Knoxville.

Harvey Robinson became the Vols' new head coach in 1953, serving through the 1954 season. Neyland once called dismissing Robinson after that 1954 season "the hardest thing I've ever had to do."



General Neyland with the Vols after the 1951 Cotton Bowl triumph over Texas.

BOWDEN WYATT RETURNS HOME

Bowden Wyatt, who had been head coach at Wyoming and Arkansas, returned to campus as Vols head coach in 1955, 17 years after playing on UT's 11-0 squad in 1938. He hit the jackpot in 1956, his second year, as the Vols won the SEC and earned a berth in the Sugar Bowl. Tennessee's 6-0 win over Georgia Tech that November, matching Neyland proteges Wyatt and Bobby Dodd at Atlanta's Grant Field, later was voted by the Associated Press as the second-greatest college football game ever.

Tailback Johnny Majors twice was SEC Player of the Year and an All-America selection and runner-up for the Heisman Trophy in 1956. He also was named to the College Football Hall of Fame as a player in 1987.

The Vols followed up the 1956 season with a 7-3 season in 1957 and played Bear Bryant's last Texas A&M team in the Gator Bowl, winning, 3-0, on the accurate toe of placekicker Sammy Burklow.

The Vols closed out the decade of the 1950s with two major upset victories in 1959, defeating No. 3 Auburn 3-0 in September and No. 1 LSU, 14-13, in November.

The 1960 season saw the Vols begin the decade with a 10-3 win over Auburn in Birmingham and a 20-7 triumph over Alabama in Knoxville.

The date was March 28, 1962, when Gen. Neyland died at the Oeschner Clinic in New Orleans. In his memory, the stadium was named "Neyland Stadium" and an academic scholarship fund started, both events happening at the Alabama game in October.

Wyatt's tenure as Vols coach ended after a 4-6 record in 1962, with assistant coach Jim McDonald taking the reins for the 1963 season. During that campaign, the first Neyland Stadium crowd of more than 50,000 saw the Vols play Georgia Tech.

Later that season, the Vols took their 400th victory, defeating Tulane, 26-0, in New Orleans. The times were changing as Vol fans would find out a year later.

DICKEY BRINGS THE T FORMATION

After the 1963 season, Doug Dickey, then a top assistant to Frank Broyles at Arkansas, became the Vols' head coach, bringing the "T" formation with him to Knoxville.

Not only did Dickey bring the "T" formation, but add-

ed the Power "T" to the player's helmets and saw that the end zones display a checkerboard design that debuted Oct. 10, 1964.

Dickey's first Tennessee team finished 4-5-1, but hopes were high as the Vols narrowly lost to Auburn and Alabama, tied LSU at Baton Rouge and upset favored Georgia Tech at Grant Field.

Middle guard Steve DeLong won the Outland Trophy and Dickey's staff recruited a freshman class that would help lead the Vols out of the wilderness. One of that year's recruits, wide receiver Richmond Flowers from Montgomery, Ala., was the first of a number of track-football athletes who brought a new dimension of speed to the Vol program.

In 1965, Dickey's second team finished 8-1-2 and earned a Bluebonnet Bowl bid, UT's first bowl game since 1957. The season's pivotal moment came in the aftermath of the Alabama game. The Vols had tied Alabama, 7-7, in Birmingham and spirits were high on the Knoxville campus. Line coach Charley Rash put a note in each of his linemen's mailbox that night after the game: "Play like that every week and you'll go undefeated."

Two days later, Rash, Bill Majors and Bob Jones were killed in an early morning car-train collision in west Knoxville. Nearly 40 years later, persons connected with the Vols program still praise the way Dickey handled the tragedy, pulling everybody together and keeping the team going.

One of the most memorable moments of that, or any other season, was the 37-34 "Rosebonnet Bowl" victory over UCLA at Memorial Stadium in Memphis, so named by Vols broadcaster George Mooney because of the postseason destinations of the two teams.

It was a classic offensive shootout that finally was settled when Vol quarterback Dewey Warren ambled around left end for the winning score and Bobby Petrella grabbed a last-ditch Bruins aerial.

Tennessee's 8-3 record in 1966, including an 18-12 Gator Bowl win over a Syracuse team that featured running backs Larry Csonka and Floyd Little, presaged what was to come in 1967.

The Vols lost their opener to UCLA, a night game at the Los Angeles Memorial Coliseum, but came back to win their remaining nine games and the SEC champion-



ship, earning an Orange Bowl date against Oklahoma. The Vols swept Alabama, Auburn, LSU and Mississippi, defeating the Tide for the first time since 1960 and the Rebels for the first time since 1958. UT finished No. 2 in the final polls and was selected as national champions by Litkenhous.

In the first game played on Tartan Turf against Vince Dooley's Georgia Bulldogs in 1968, Nashville's Lester McClain became Tennessee's first African-American to play in an SEC varsity football game.

The Vols rallied for a 17-17 tie that day in an exciting finish led by quarterback Bubba Wyche. Runner-up in the SEC in 1968, Tennessee won the crown again in 1969 with a 9-1 record and played in the Gator Bowl. Linebacker Steve Kiner (1967-69) was named to the College Football Hall of Fame in 1999.

After the 1969 season, Dickey moved to Florida as head coach and 28-year-old Bill Battle became the Vols' new head man. His first team finished 11-1 and he became the first Division I head coach to win 11 games in his first year.

Two seasons of 10-2 followed in 1971 and 1972. In that 1972 season, Condredge Holloway became a whirling dervish under center, a master of the broken field run. He ran over, under and even occasionally through opponents during his career, which saw him tabbed "The Artful Dodger."

In 1975, the Vols won their 500th game, defeating Kentucky, 17-13, in Lexington.

Battle resigned after the 1976 season and Johnny Majors, UT tailback of 1954-56 vintage, then head coach of the national champion Pittsburgh Panthers, answered the university's call, coming home as head coach for the 1977 season. "Follow me to Tennessee" was the rallying cry, and Vol fans couldn't wait for the 1977 opener against California.

JOHNNY MAJORS MARCHES HOME

Johnny Majors' early teams had no bigger victory than a 40-18 triumph over Notre Dame at Neyland Stadium in 1979, a season in which the Vols led eventual national champion Alabama, 17-0, in the second quarter at Legion Field. A 7-4 record was sufficient to earn a Bluebonnet Bowl bid.

A crowd of 95,288 saw the Vols and Georgia square off to begin the 1980 season in an expanded Neyland Stadium.

Georgia won, 16-15, on its way to a national championship, but the Vols did have their moments that year, taking a 42-0 win at Auburn and concluding the season with a 45-14 win over Kentucky and 51-13 win over Vanderbilt.

The 1981 Vols overcame early, seemingly devastating, losses at Georgia and Southern California to post an 8-4 record and receive a Garden State Bowl berth against Wisconsin. Slowly but surely, Big Orange fortunes were on an upswing.

With the 1982 World's Fair as a backdrop, Tennessee ended 11 years of frustration by defeating Alabama, 35-28, at Neyland Stadium. Mike Terry's interception cinched things and Vols fans counted the clock down on the first of four consecutive wins over Alabama. The game also would mark Bryant's final appearance at Neyland Sta-

dium. He stepped down after the season and died in January.

Led by Reggie White, an absolute terror at defensive tackle, UT began an upsurge in fortunes in 1983, going 9-3 and winning the Florida Citrus Bowl. White would earn College Football Hall of Fame honors in 2002. Johnnie Jones had the game-winner against the Tide that year, motoring 66 yards to break a 34-34 tie.

In 1984, the Vols rallied from a 27-13 deficit in the fourth quarter to defeat Alabama, 28-27. In 1985, the Vols surprised everybody by defeating No. 1 Auburn, 38-20, and Alabama 16-14 on their way to an SEC crown, first since 1969, and a Sugar Bowl date with Miami.

Vol quarterback Tony Robinson, who had played brilliantly in a season-opening tie with UCLA and the win over Auburn, hurt a knee in the fourth quarter against Alabama and missed the rest of the season. Daryl Dickey, Doug's son, stepped into the breach and kept the Vols ship on course the rest of the way, including a 35-7 win over the Hurricanes that UT fans remember fondly to this day. The Louisiana Superdome was Big Orange Country South that Jan. 1, 1986, night.

The 1989 season saw an 11-1 record, an SEC championship and Cotton Bowl trip. The win over Arkansas in Dallas Jan. 1, 1990, was the Vols' 600th. The Vols were the most improved team in the country, coming from 5-6 in 1988 to 1989's 11-1.

The 1990s began with another SEC championship and trip to the Sugar Bowl.

The highlight of the 1991 season came in South Bend, Ind., at Notre Dame Stadium, when the Vols overcame a 31-7 deficit to somehow win 35-34. Vols placekicker John Becksvoort had dreamed of defeating the Irish with a field goal, but in this case, an extra point was plenty. Jeremy Lincoln blocked an Irish field goal attempt with his backside to preserve the win.

FULMER'S STORIED CAREER


Phillip Fulmer's remarkable coaching career includes reaching both the 50- and 75-victory milestones quicker than any other coach in Southeastern Conference history. In 1998, Fulmer guided Tennessee to its sixth national championship, with a 13-0 record and Tostitos Fiesta Bowl victory over Florida State.

In 2002, Fulmer notched his 100th career victory, and like many other milestones, the number of victories takes on an exceptional glow when held up to the light of gridiron history. Fulmer only needed 123 games to reach the century mark.

Fulmer was named head coach in November of 1992 to replace Johnny Majors. Fulmer's stewardship began with the Vols' trip to the Hall of Fame Bowl in Tampa. Quarterbacked by Heath Shuler, the Big Orange routed Boston College, 38-23. The victory, combined with three other triumphs in which Fulmer served as interim coach, gave the new mentor a 4-0 record heading into the 1993 campaign.

Vols gridiron success continued through Fulmer's first full season as head coach. The Vols went 10-2 in 1993, a year in which quarterback Shuler finished runner-up for the Heisman Trophy. Tennessee was rewarded with a trip to the Florida Citrus Bowl.

The 1994 season is remembered for one of the gut-



Former Head Coach Phillip Fulmer celebrates after winning the 1998 national title.

tiest comebacks ever staged by a Tennessee team. The Vols, whose first-string quarterback Jerry Colquitt was injured in the opening minutes of the first game, staggered to a 1-3 start but stuck together under Fulmer's direction and ended the season at 8-4, including a bowl victory. Peyton Manning earned a start in the Washington State game and was there for the duration, compiling an NCAA-best record of 39-5 as a starter.

UT closed the season by whipping Virginia Tech, 45-23, in the Gator Bowl and set the stage for a 1995 campaign that included a rousing victory at Alabama, six other SEC wins, an overall 11-1 record and an exciting 20-14 win over Ohio State in the Florida Citrus Bowl. The CNN-USA Today coaches poll ranked UT No. 2 in the nation after that bowl win.

The 1996 Vols gave the school its second straight top-10 ranking with a 10-2 record capped by a 48-28 victory over Northwestern in the Florida Citrus Bowl. Record crowds filed through the gates of the newly enlarged Neyland Stadium, with a collegiate attendance mark of 107,608 for the Sept. 21 game with Florida.

Also in 1996, John Michels was named to the College Football Hall of Fame.

The 1997 season tested the comeback quality of the Vols, who bounced back from a loss to Florida, won the rest of their games, including the SEC championship contest over Auburn, and then had an outside shot at a No. 1 ranking in the AP and coaches' final poll.

But, alas, a national championship wasn't yet to be. After hanging in gamely through the first half, Tennessee yielded to powerhouse Nebraska and suffered a 42-17 loss in the Orange Bowl at Miami.

But even that one-sided defeat couldn't diminish a season in which the Vols, behind the brilliant passing of Heisman runner-up and Maxwell Award winner Manning, won the Southeastern Conference championship after edging out Florida for the Eastern Division title.

As the 1998 season approached, Tennessee coaches were struck with the dimensions of the assignment that faced them: rebuild following the loss of the nation's best quarterback and one of the game's top defensive stars in Leonard Little.

Demonstrating the unpredictability of college football, Tennessee rolled undefeated through the 1998 regular season, defeated Mississippi State for the SEC cham-

ampionship and then faced Florida State in the first Bowl Championship Series matchup at Tempe, Ariz.

Tee Martin engineered a 23-16 victory over FSU in a title game that gave Tennessee the undisputed national championship and landed Phillip Fulmer deserved acclaim as national coach of the year.

The Vols found themselves in a tight crack at crunch time but showed the resourcefulness that allowed them to escape every trap. The leadership of Martin and the emergence of Travis Henry and Travis Stephens as replacements at tailback when Jamal Lewis was injured received justified recognition for their part in the championship campaign.

A defense led by the indefatigable All-America linebacker Al Wilson played magnificently at critical times, and placekicker Jeff Hall was Mr. Reliable against Syracuse and Florida.

Tennessee had a game-winning drive after an Arkansas turnover late in the fourth period to help save the undefeated season.

UT also scored 14 points on consecutive possessions in the fourth quarter of the SEC title game against Mississippi State to take a 24-14 victory.

The 1999 team was 9-3 and continued a win streak over Alabama that had reached seven through the 2002 season with a 21-7 win at Bryant-Denny Stadium in Tuscaloosa. It was the first time the Vols had played in Tuscaloosa since 1930.

The 1999 team also had a 38-14 win over Notre Dame on its resume en route to a Fiesta Bowl game with Nebraska.

As the decade of the 2000s opened, the Vols won their 700th game in the season opener against Southern Mississippi.

Casey Clausen became known as the "Comeback Kid," stepping in at quarterback in the Alabama game and leading the Vols through some close contests down the stretch to a Cotton Bowl game against Kansas State. Defensive tackle John Henderson won the Outland Trophy as the nation's best interior lineman and was an All-America selection, the first such award for the Vols since Steve DeLong won the award in 1964.

In 2001, Clausen led the Vols to comeback wins at Alabama, Notre Dame and Florida, and capped off an Eastern Division championship season by leading a 45-17 win over Michigan at the Florida Citrus Bowl in the first ever contest between the two tradition-laden programs.

Travis Stephens and Henderson were All-America selections. An overall mark of 11-2 made Fulmer part of 11-win teams as a player (1970), an assistant coach (1989) and head coach (1995, 1998 and 2001).

Fulmer reached another coaching milestone in 2002, when he guided UT to an 18-10 win in Columbia, S.C., marking his 100th head coaching victory.

The 2003 season saw the Vols win 10 games for the seventh time in Fulmer's coaching tenure. Highlights included a 51-43, five overtime, marathon win over Alabama in Tuscaloosa.

Two weeks later, the Vols won 10-6 over Miami at the Orange Bowl, snapping a 26-game home winning streak for the Hurricanes. A 6-2 SEC mark was good enough for a share of the SEC Eastern Division crown.

Tennessee also extended its streak of consecutive



seasons with a bowl appearance to 15, playing against Clemson in the Peach Bowl.

Dustin Colquitt, son of former Vol Craig Colquitt (1975-77), ended his junior season by being named an All-America punter, the first Vols kicker so honored since Ron Widby in 1966. Placekicker James Wilhoit was named a freshman All-America.

Doug Dickey was named to the College Football Hall of Fame in December 2003.

The 2004 season, which many fans believed could be a blueprint for disaster, evolved into an SEC Eastern Division championship.

In Atlanta for the title affair, the Vols had the misfortune of encountering for the second time an Auburn team that was one of the most powerful fielded by an SEC school in recent memory, falling 38-28.

That defeat left the Vols with a 9-3 record that they enhanced to 10-3 after pounding Texas A&M, 38-7, in the Cotton Bowl. The anticipated disaster alluded to above was predicated by an unsettled quarterback situation that eventually worked out nicely. Freshman Erik Ainge handled the lion's share of field general responsibilities.

When Ainge was injured at the end of the first half in the Notre Dame game, understudy Rick Clausen took over the rest of the way and was named MVP in the Cotton Bowl. Defensive tackle Jesse Mahelona, a junior college product, rose from virtual anonymity to nab All-America honors in his first year as a Vol. Victories over Florida, Georgia and Alabama were highlights of Phillip Fulmer's 12th full season as head coach.

Days before the Cotton Bowl triumph, Frank Emanuel, a bruising linebacker of the Doug Dickey era, was inducted into the National Football Foundation Hall of Fame.

After a 5-6 campaign in 2005, Tennessee gave its fan base cause for excitement with the beginning of a three-year Neyland Stadium renovation project.

Tennessee also retired the jerseys of three Vol greats during the 2005 season. Doug Atkins (91), Reggie White (92) and Peyton Manning (16) were honored by having their jerseys permanently displayed in Neyland Stadium.

In 2006, Tennessee gave the same honor to four Vols who died in service to their country during World War II. The jerseys of Clyde "Ig" Fuson (62), Rudy Klarer (49), Bill Nowling (32) and Willis Tucker (61) all were retired prior to the game against Air Force, giving UT a total of seven retired jerseys.

The 2006 team rebounded from a tough season the previous year to win nine games and earn a bid to the Outback Bowl in Tampa, Fla. The season opened with a return-to-form of sorts for the Big Orange as they dismantled ninth-ranked and highly-touted California at Neyland Stadium. The Vols climbed as high as No. 7 in the polls during a five-game win streak mid-season that included wins over Georgia, Alabama and South Carolina. The regular season concluded with wins over rivals Vanderbilt and Kentucky.

The 2007 season will be remembered by Vol fans for its hectic final stretch that saw Tennessee win three of its last five games by a field goal or less en route to securing the SEC East crown and a trip to the conference title game in Atlanta.

Tennessee took a lead into the fourth quarter of that game, but fell 21-14 to LSU. The Vols rebounded a month later with a New Year's Day Outback Bowl win over Wis-

consin. The 2007 team finished 10-4, handing Fulmer his ninth 10-win campaign in 15 seasons at the helm in Knoxville. The SEC East title was his seventh in 15 years.

Those earning honors after the 2007 season included placekicker Daniel Lincoln (All-America) and safety Eric Berry (Freshman All-America).

Their spirits buoyed by a top 20 preseason national ranking, the Vols instead crashed to their second losing campaign in four years in 2008. Tennessee notched a victory over Kentucky in the closing game to close out a disappointing season with a 5-7 overall worksheet and a 3-5 slate in the Southeastern Conference.

The team's struggles took their toll, most notably the dismissal of Phillip Fulmer from his head coaching position after 16 years.

The brightest light in 2008 was safety Eric Berry. The Georgia native became the 33rd UT player, and the first since 1990, to claim consensus All-America honors.

CHANGING TIMES

Lane Kiffin took over the coaching reins for a brief stint in 2009 leading the Vols to a 7-6 overall record and a Chick-Fil-A bowl berth. Berry highlighted the season once again, garnering consensus All-America honors for the second straight season.

Derek Dooley was hired on January 15, 2010 as the school's 22nd head coach. Dooley led the Vols to a 15-21 record in three seasons before leaving the program late in the 2012 season. In his first season, he led Tennessee to an appearance in the 2010 Franklin American Mortgage Music City Bowl against North Carolina.

Ranked 23rd in the nation, Tennessee hosted Florida on Sept. 15, 2012 with ESPN's College Game Day on campus. At halftime of the sellout game Johnny Majors' number 45 jersey was retired.

Offensive coordinator Jim Chaney served as interim head coach for the 2012 season finale and led the Vols to a 37-17 victory over Kentucky.

Tennessee's state-of-the-art Anderson Training Center opened during 2012. The 145,000-square foot, all-purpose facility is one of the most modern and functional buildings of its kind.

HELLO BUTCH JONES

Director of Athletics Dave Hart introduced Butch Jones as the new head coach of the Vols on Dec. 7, 2012. Jones came to Knoxville after winning four conference championships in six years as the head man at Central Michigan and Cincinnati. Jones coached the Orange & White Game in front of 61,076 in his unofficial debut as the Vols coach at Neyland Stadium on April 20, 2013.

Jones led the Vols to the 800th win in program history in his first victory at the helm of the Orange & White on Aug. 31, 2013 with a 45-0 blanking of Austin Peay. The Vols knocked off #9 South Carolina on Oct. 19, 2013.

In his second season, Jones led the Vols their 50th bowl game in program history following the 2014 season. The Vols' biggest win of the season came at South Carolina, on Nov. 1, 2014, when Tennessee rallied from down 14 points with two minutes left in regulation to win 45-42 in overtime. Team 118 clinched bowl eligibility with a 24-17 win at Vanderbilt on Nov. 29, 2014. The Vols won their first bowl since 2008 with a 45-28 thumping of Iowa in the 2015 TaxSlayer Bowl.

NEYLAND STADIUM: HISTORY

A STADIUM IS BUILT

Shields-Watkins Field, sometimes known as Shields-Watkins Stadium, opened Sept. 24, 1921, as the Vols defeated Emory & Henry, 27-0. On opening day, the new stadium had 3,200 seats in 17 rows on the west side of the field.

Named for its benefactors, W.S. Shields and wife, Alice-Watkins Shields, the venue was known as Shields-Watkins Field until the stadium was named in honor of Gen. Robert R. Neyland in October 1962.

Efforts to build a playing field on campus started as early as 1912 when University Realty Company was formed and held an option on seven acres of land until the university could complete the purchase and develop a physical education-athletic field.

As of 1917, financing had not been completed and contributions were solicited. Checks averaging \$10 were received and UT students pledged \$2,000 in cash and 2,000 days of labor.

Work was done on the field, but the Vols continued play on Waite Field less than a mile to the north. With a debt of \$22,453 hanging over the project in 1919, Shields, president of Knoxville City Bank and a UT trustee, promised to pay the debt if the university could raise the money to prepare and equip the field. Shields also bought two lots bordering the property on the west.

The trustees accepted the offer and voted to name the field in honor of the Shields. That was Nov. 22, 1919. On July 20, 1920, the trustees voted to build a permanent grandstand, at a total cost of \$20,000.

All that was left to do was prepare the field. March 16, 1921, was designated as a "Campus Day," with classes being dismissed to guarantee a work force large enough to get the field ready for a baseball game three days later.


The field was finished by noon the next day and the baseball game against Cincinnati went on as scheduled.

FOUR ADDITIONS IN 13 YEARS


Capt. Neyland's success on the field led to four expansions between 1926 and 1938 as capacity grew from 3,200 to 31,390 with expansions on both the east and west sides and at the northwest corner in Section X.

An overflow crowd of 20,000 showed up for the 1936 game against Duke. The Blue Devils had things pretty much their way until Red Harp, the "Pineville Flash," returned a punt 70 yards for a score in the final seconds to give the Vols the win. In the 1937 game against Alabama, another overflow crowd saw the Vols lose a tight decision.

The east side expansion brought with it dorm rooms for 128 men, half of them athletes, a T-Club reception room and a practice room for the band under the stands.



Shields-Watkins Field in 1938



Shields-Watkins Field in 1948

A BIG EXPANSION IN 1948

The largest expansion of the stadium came in 1948 as veterans came marching home from World War II.

Returning to the Vol sidelines in 1946, Gen. Neyland said it would take five years for the Vols to be back on top. Almost immediately, the Vols won the SEC title that season and plans were drawn for a south end addition that included more dorm rooms, athletic department offices and a new dressing area for visiting teams.

When the Vols squared off against Alabama Oct. 16, 1948, for Homecoming, 48,000 fans were present in the expanded stadium. Another 52,000 showed up a few weeks later for the clash with North Carolina.

GROWTH OVER FOUR DECADES

The west side upper deck and new press box came in 1962, dedicated at the Alabama game. Gen. Neyland did not live to see the new addition, passing away in New Orleans March 28. Before his death, he received progress reports on the new addition and press box.

Tired of the Shields-Watkins Field press coop being consistently named one of the three worst in the country, he remarked to an aide: "We're going to have the best press box in the country, and I hope it improves the quality of writing done there."

Four expansions followed, first on the upper east side in 1968, then on the south upper deck in 1972 and 1976. In 1980, the stadium became a bowl, with the north end lower deck enclosing the field.

The last major expansion came in 1996, when the

north end upper deck was finished and the stadium for the first time seated more than 100,000.

UNDER THE LIGHTS IN KNOXVILLE

The first south end upper deck expansion in 1972 also brought night football to the Home of the Vols. When Tennessee opened the home season that year against Penn State, the game debuted football under the lights. The Vols have played at night consistently ever since, enjoying a captivating atmosphere that intimidates the opposition and is unmatched throughout the country.


PRESS BOX/WEST SKY BOXES

The Neyland Stadium Press Box and Executive Suites officially opened for the Colorado State game Sept. 5, 1987, replacing the press box in operation since 1962. The press box was named for long-time trustee and Athletics Board member Col. Tom Elam of Union City, Sept. 18, 1992. Elam died March 9, 1998.

It had four levels, encompassing leased suites, box seating for official guests of the university and athletics department, and complete facilities for print and broadcast media. There are six elevators serving the facility, four serving the skyboxes and two serving the press area.

GOING BACK TO GRASS

In 1994, a natural Tifway Bermuda Grass field was reinstalled at Neyland Stadium to replace the artificial turf that served as the playing surface from 1968-93. The



Neyland Stadium in 1962



Neyland Stadium in 1972

new field was built to the United States Golf Association's golf-green construction specifications, and the grass is mowed to $\frac{3}{4}$ inch.

It takes 90 gallons of paint to complete the lines, centerfield "Power T" logo and the famous orange and white checkerboard end zones.

A FACELIFT FOR THE FUTURE

In the fall of 2004, athletics director Mike Hamilton unveiled a Master Plan to prepare Neyland Stadium for the next 75 years. The renovations were planned to be completed in five phases during the off-seasons to alleviate inconveniences to fans. One key goal of the plan was to find a way to fund the renovations without financially impacting the general fan.

The 2006 season marked the completion of the \$26 million Phase I Master Plan renovations. This included extensive infrastructure work, the renovation of the north lower concourse, including concourse expansion, new restrooms and concession stands and the construction of the East Club. Phase I was funded entirely by gifts from the East Club and leadership donations to the project.

While the addition of the state-of-the-art East Club slightly reduced the stadium's overall capacity, it did keep the capacity at the imposing six-figure mark. The new official capacity of 102,038 kept Neyland as the fourth-largest college football facility in the country and the largest in the South.

For the 2007 season, fans enjoyed the unveiling of college football's largest LED display, located in the bowl

of the stadium, along with permanent recognition of the football program's retired numbers and national championship teams. The natural-grass playing surface also was replanted before the season for the first time since its reinstallation in 1994. Perhaps not coincidentally, Tennessee posted a perfect 7-0 mark at home in 2007—marking the 36th season in which the mighty Vols went undefeated at Neyland Stadium.


The continuation of Phase II of the renovations continued in the offseason prior to the 2008 campaign. Those improvements included the renovation of the lower-west concourse, improvements to the team locker room, the construction of the Lauricella Center, a field-level lettermen's room, and the Stokely Family Media Center.

Phase III began after the 2008 season and the changes which were ready for 2009 were the renovation of the top level concourse of the west lower sideline, removal of the scissor ramps leading to the west upper deck, the addition of elevators and stairwells on the west side, improvements to the west tower sky boxes, renovation of the press box and broadcast center, as well as the construction of the West Club section.

Tennessee completed the Phase III construction prior to the 2010 season. Most noticeable was the new entrance plaza at Gate 21. The phase also included a new wrought iron and brick facade along the north and west exteriors of the stadium, as well as a statue of Gen. Neyland. The Tennessee Terrace in the west upper deck was also finished.



Neyland Stadium in 1980



Neyland Stadium in 1992



Neyland Stadium in 2010



NEYLAND STADIUM RENOVATIONS



UNDER CONSTRUCTION

A look at the major expansion and renovation projects at Neyland Stadium through the years. The field that once held 17 rows of bleachers and 3,200 spectators more than 90 years ago now seats 102,455 on Saturdays.

Year	Addition	Seating Capacity
1921	West Stands (17 rows, 3,200 seats)	3,200
1926	East Stands (17 rows, 3,600 seats)	6,800
1930	West Stands (42 rows, 11,060 seats)	17,860
1934	Section X (1,500 seats)	19,360
1938	East Stands (44 rows, 12,030 seats)	31,390
1948	South Stands (horseshoe, 15,000 seats)	46,390
1962	West Upper Deck (Press Box, 5,137 seats)	51,527
1966	North Stands (End Zone, 5,595 seats)	57,122
1968	East Upper Deck (7,307 seats)	64,429
1972	South Upper Deck (6,221 seats)	70,650
1976	Southeast Upper Deck (9,600 seats)	79,250
1980	North Stands (bowl 16,944, net gain 10,499 seats)	89,749
1987	West Executive Suites (42 suites, 1,361 seats)	91,110
1990	Student Seating Adjustment (792 seats)	91,902
1996	North Upper Deck (10,642 seats)	102,544
1997	ADA Seating Adjustment (310 seats)	102,854
2000	East Executive Suites (78 suites, 1,250 seats)	104,079

■ NEYLAND STADIUM MASTER PLAN RENOVATIONS

In November 2004, the Tennessee athletics department unveiled its master plan for Neyland Stadium to serve as a long-term solution for the issues currently facing the home of the Vols and to prepare the stadium for the next 75 years. The master plan was created in a phased approach. Each phase is independent to ensure that funding is available for each phase before it begins. There are additional phases still to be completed.

2006	Phase I: East-Side Club (425 seats)
2008	Phase II: West-Side Club (425 seats)/Press Box
2010	Phase III: West Side Terrace (1,800 seats)/Gate 21 Plaza

Current Capacity: 102,455

NEYLAND STADIUM NOTES

Stadium Attendance Record: 109,061
Sept. 18, 2004/Tennessee 30, Florida 28

■ NEYLAND FIRSTS

First Game as Shields-Watkins Field:
Sept. 24, 1921
Tennessee 27, Emory & Henry 0

Dedication Game as Neyland Stadium:
Oct. 20, 1962
Alabama 27, Tennessee 7

First Game on Artificial Turf:
Sept. 14, 1968
Tennessee 17, Georgia 17

Final Game on Artificial Turf:
Nov. 27, 1993
Tennessee 62, Vanderbilt 14

First Night Game:
Sept. 16, 1972
Tennessee 28, Penn State 21

**First Game on Restored Grass
(Tifway 419, Bermuda Hybrid):**
Sept. 17, 1994
Florida 31, Tennessee 0

■ ALL ABOUT SUCCESS

Tennessee Success at Home:
In 94 seasons, the Vols are 449-121-17 at home, a winning percentage of .779.

Consecutive Home Wins:
30, beginning Dec. 8, 1928, with a 13-12 win against Florida and ending Oct. 21, 1933, with a 12-6 loss to Alabama.

Consecutive Home Games Without a Loss:
55, beginning Oct. 3, 1925, with a 51-0 victory against Emory & Henry, and ending Oct. 21, 1933 with a 12-6 loss to Alabama.

Consecutive Home Losses:
4, beginning Nov. 13, 1954, with a 14-0 loss to Florida and ending Oct. 8, 1955, with a 13-0 win against Chattanooga; beginning Sept. 10, 1988, with a 31-26 loss to Duke and ending Nov. 5, 1988, with a 10-7 win against Boston College.

Winning Seasons:
Tennessee has had 83 winning seasons in 94 years at Shields-Watkins Field, including 36 undefeated years at home. The last team to go undefeated at home was the 2007 squad, that finished 7-0 at Neyland Stadium.

LARGEST STADIUMS

Facility	Capacity
1. Michigan Stadium Michigan	109,901
2. Beaver Stadium Penn State	107,282
3. Ohio Stadium Ohio State	104,944
4. Kyle Field Texas A&M	102,500
5. Neyland Stadium Tennessee	102,455

Facility	Capacity
6. Tiger Stadium LSU	102,321
7. Bryant-Denny Stadium Alabama	101,821
8. DKR-Texas Memorial Stadium Texas	100,119
9. L.A. Memorial Coliseum Southern California	93,607
10. Sanford Stadium Georgia	92,746

THE MASTER PLAN

Completed prior to the the 2010 football season, the Neyland Stadium Master Plan included three phases of renovations designed to upgrade the facility both functionally and aesthetically.

Phase I, completed before the 2006 season, included the expansion of the lower-north concourse near Gate 21, the addition of the East Club and infrastructure improvements to the stadium.

Phase II began after the 2007 season and includes the renovation of the lower-west concourse, improvements to the team locker room, the construction of a field-level Lettermen's room and aesthetic changes around the field, including brick work.

Phase III occurred in two parts, with part one finished for the 2009 season and part two finished in time for the 2010 season.

Part one includes renovations to both the upper level and lower level west concourses, additions of elevators to the west side, improvement of the press box and sky box suites on that side and construction of a west side club level.

Part two constructed a new plaza at Gate 21, finished the lower north concourse and added brick work to the exterior of the west side.

Phases IV and V will address the south and east sides of Neyland Stadium and are planned for future years.

ATTENDANCE RECORDS

NEYLAND STADIUM ATTENDANCE SINCE 1946

Year	Games	Record	Attendance	Average	Year	Games	Record	Attendance	Average
1946	6	5-1	187,000	31,167	1980	7	2-5	659,190	94,170
1947	5	4-1	145,000	29,000	1981	6	6-0	558,996	93,166
1948	6	4-2-1	196,000	32,667	1982	6	5-1	561,102	93,517
1949	6	4-2	182,000	30,333	1983	7	4-3	659,059	94,151
1950	8	8-0	199,283	24,910	1984	7	4-2-1	654,602	93,515
1951	6	6-0	143,768	23,961	1985	7	5-0-2	658,690	94,099
1952	6	5-0-1	163,930	27,321	1986	7	4-3	643,317	91,902
1953	6	4-2	128,440	21,406	1987	7	6-0-1	650,753	92,965
1954	6	3-3	133,882	22,312	1988	6	1-5	551,677	91,946
1955	6	3-2-1	149,940	24,990	1989	7	7-0	657,419	93,917
1956	6	6-0	199,906	33,318	1990	7	5-2	666,540	95,220
1957	5	4-1	175,404	35,081	1991	6	6-0	578,389	96,398
1958	6	2-4	175,380	29,230	1992	6	4-2	575,544	95,924
1959	6	4-2	215,510	35,918	1993	7	7-0	667,280	95,326
1960	6	4-1-1	203,148	33,858	1994	6	4-2	573,821	95,637
1961	6	5-1	199,265	33,211	1995	7	7-0	662,857	94,694
1962	6	4-2	195,661	32,610	1996	6	5-1	632,509	105,418
1963	6	3-3	180,846	30,141	1997	6	6-0	639,227	106,538
1964	5	2-3	190,754	38,150	1998	6	6-0	641,484	106,914
1965	6	5-0-1	251,708	41,951	1999	7	7-0	747,870	106,839
1966	6	5-1	272,826	45,471	2000	6	5-1	645,567	107,595
1967	5	5-0	268,443	53,689	2001	6	5-1	641,059	106,843
1968	6	5-0-1	373,550	62,258	2002	7	4-3	746,936	106,705
1969	5	5-0	293,479	58,696	2003	7	6-1	735,269	105,038
1970	6	6-0	373,991	62,332	2004	7	5-2	746,507	106,644
1971	7	6-1	420,511	60,073	2005	6	3-3	645,558	107,593
1972	6	5-1	409,188	68,198	2006	7	5-2	740,521	105,789
1973	6	5-1	417,818	69,636	2007	7	7-0	727,426	103,918
1974	7	5-1-1	478,562	68,366	2008	7	4-3	710,136	101,448
1975	7	5-2	507,677	72,525	2009	8	6-2	793,760	99,220
1976	7	3-4	564,922	80,703	2010	7	4-3	698,465	99,781
1977	7	4-3	582,979	83,283	2011	8	5-3	757,136	94,642
1978	7	4-2-1	586,502	83,786	2012	7	4-3	629,752	89,965
1979	6	5-1	512,139	85,357	2013	7	4-3	669,087	95,584
					2014	7	4-3	698,276	99,754
				69 Years 435	321-102-12		32,148,047	73,904	

■ LARGEST NEYLAND STADIUM GAME ATTENDANCE

1. Sept. 18, 2004	Florida	109,061	6. Oct. 8, 2005	Georgia	108,470
2. Sept. 16, 2000	Florida	108,768	7. Sept. 2, 2000	Southern Miss.	108,064
3. Sept. 21, 2002	Florida	108,722	8. Sept. 27, 2003	South Carolina	107,881
4. Sept. 5, 2004	UNLV	108,625	9. Oct. 2, 2004	Auburn	107,828
5. Sept. 29, 2001	LSU	108,472	10. Nov. 9, 2002	Miami (Fla.)	107,745



A Neyland Stadium-record crowd of 109,061 erupted along with the UT sideline when James Wilhoit nailed a 50-yard field goal to beat Florida in 2004.

TRADITIONS

■ PRIDE OF THE SOUTHLAND BAND

The University of Tennessee band was organized immediately after the Civil War when the school reopened. Since then, the enrollment in the band program has grown to more than 400 students (in all bands) from all colleges of the University.

The 300-member "Pride of the Southland" Band appears at all home football games and most out-of-town games before more than 850,000 spectators plus millions more on television.

With the exception of 2013, the Pride of the Southland has represented the state of Tennessee for each Presidential Inauguration since 1965. The band has also made more than 40 bowl appearances, including the Sugar Bowl, Astro Bluebonnet Bowl, Citrus Bowl, Gator Bowl, Hall of Fame Bowl, Garden State Bowl, Sun Bowl, Liberty Bowl, Peach Bowl, Fiesta Bowl, Cotton Bowl, Orange Bowl, and the Rose Bowl.

When the UT Marching Band takes the field, the crowd reaction truly indicates that it is not only the Pride of Tennesseans, but the "Pride of the Southland."



■ THE VOL WALK

Head coach Johnny Majors and his team performed the first "Vol Walk" into Neyland Stadium before the Alabama game on Oct. 20, 1990. They marched from Gibbs Hall down Yale Avenue (now Peyton Manning Pass) and Stadium Drive (now Phillip Fulmer Way) into Neyland Stadium about two hours before kickoff.

In 1989, the team walked unofficially to the games from Bill Gibbs Dormitory. That phenomenon caught on with fans. However, the first publicized and announced Vol Walk did not take place until the Alabama game in 1990.

Twenty years later, the Vols have maintained the tradition of greeting fans as they make their way to the locker rooms and prepare for the game.

■ THE POWER T

The famed letter "T" debuted on Tennessee's helmets in 1964 as Doug Dickey assumed the coaching reins. Johnny Majors had the 'T' slightly redesigned when he was named head coach in 1977.

Dickey also brought another Tennessee tradition to life when he started the Vols running through a giant "T" formed by the band. The tradition began on Sept. 18, 1965, versus Army.



▶ THE SIGN

The wooden sign carved in the shape of the state of Tennessee inscribed with the words "I will give my all for Tennessee today" has been in the Vols' locker room at home and on the road since Bill Battle's coaching tenure in 1970.



▶ NEYLAND'S MAXIMS

1. The team that makes the fewest mistakes will win.
2. Play for and make the breaks and when one comes your way -- SCORE.
3. If at first the game or the breaks go against you, don't let up -- put on more steam.
4. Protect our kickers, our QB, our lead and our ball game.
5. Ball, oskie, cover, block, cut and slice, pursue and gang tackle -- for this is the WINNING EDGE.
6. Press the kicking game. Here is where the breaks are made.
7. Carry the fight to our opponent and keep it there for 60 minutes.

THE CHECKERBOARD

The unique design accompanied coach Doug Dickey's arrival in 1964 when the Vols played Boston College on Oct. 10. The colorful and popular end zones were a part of Tennessee football until 1968 when the natural sod was dug out and artificial turf was put in its place. The tradition was reinstated with the new artificial turf in 1989 and has continued with the transformation to natural grass in 1994. The checkerboard end zones also now appear at Thompson-Boling Arena.

ORANGE & WHITE

The colors Orange and White were selected by Charles Moore, a member of the first football team in 1891, and later were approved by a vote of the student body. The colors were those of the common American daisy which grew in profusion on The Hill. Tennessee players did not appear in the now-famous Orange jerseys until the season opening game in 1922. Coach M.B. Banks' Vols won that game over Emory and Henry by a score of 50-0.

ROCKY TOP

Felice and Boudleaux Bryant's "Rocky Top," — written in 10 minutes at the Gatlinburg Inn in 1967 — has captured the fancy of Vol fans everywhere and is a much-requested and much-played song at UT sporting events. First performed as part of a halftime country music show at the 1972 Tennessee-Alabama game, the song attracted so much attention and is so beloved that long-time UT band director WJ Julian said that not playing it would cause a mutiny among Vol fans.

It's been described as "simplistic and clever," with five basic chords and title being repeated 19 times. Yet opposing coaches have mentioned the influence and impact of "Rocky Top" on their teams and their game preparations.

There have been more than 100 renditions of "Rocky Top" by individuals, country groups, bluegrass and even East Tennessee rock groups. "Rocky Top" was adopted as an official song of the state of Tennessee by Chapter 545 of the Public Acts of 1982.

THE SMOKEYS

Smokey	(1953-1954)
Smokey II	(1955-1964)
Smokey III	(1965-1977)
Smokey IV	(1978-1979)
Smokey V	(1980-1983)
Smokey VI	(1984-1991)
Smokey VII	(1992-1994)
Smokey VIII	(1995-2003)
Smokey IX	(2004-2012)
Smokey X	(2013-)



SMOKEY

After a student poll sponsored by the Pep Club revealed a desire to select a live mascot for the University, the Pep Club held a contest in 1953 to select a coonhound, a native breed of the state, as the mascot. Announcements of the contest in local newspapers read, "This can't be an ordinary hound. He must be a 'Houn' Dog' in the best sense of the word."

The late Rev. Bill Brooks entered his prize-winning blue tick coonhound, "Brooks' Blue Smokey," in the contest. At halftime of the Mississippi State game that season, the dogs were lined up on the old cheerleaders' ramp at Shields-Watkins Field. Each dog was introduced over the loudspeaker and the student body cheered for their favorite, with "Blue Smokey" being the last hound introduced. When his name was called, he barked, the students cheered and Smokey threw his head back and barked again. This kept going until the stadium was in an uproar and UT had found its mascot. Rev. Brooks supplied UT with the line of canines until his death in 1986 when his wife, Mildred, took over the caretaking role. She did so until 1994, when her brother and sister-in-law, Earl and Martha Hudson of Knoxville, took over responsibility for Smokey VII and eventually Smokey VIII, with Smokey IX carried the banner from 2004-12. Mrs. Brooks died in July 1997.

One of the most beloved figures in the state, Smokey is famous for leading the Vols out of the giant "T" prior to each home game. The dogs have led exciting lives. Smokey II was doggnapped by Kentucky students in 1955 and later survived a confrontation with the Baylor Bear at the 1957 Sugar Bowl. Smokey VI, who suffered heat exhaustion in the 140-degree temperatures at the 1991 UCLA game, was listed on the Vols injury report until he returned later in the season. Smokey III compiled a 105-39-5 record and two SEC Championships. Smokey VI, who passed away in 1991, was on the sidelines for three SEC Championships. Smokey VIII is the winningest Smokey, having compiled a record of 91-22 (.805), with two SEC titles and the 1998 National Championship.

Smokey X was introduced at Homecoming 2012 and began his duties in 2013.

VOL NAVY

Former Vol broadcaster George Mooney found a quicker way to get to Neyland Stadium in 1962 other than fighting the Knoxville traffic. Mooney navigated his little runabout down the Tennessee River to the stadium and spawned what would later become the "Vol Navy." Tennessee and Washington are the only institutions with football stadiums adjacent to bodies of water.



■ WHAT IS A VOLUNTEER?

Not your run of the mill school nickname, the proud legacy of the Volunteer calls Tennessee student-athletes to compete at an elevated standard when the stakes are highest. A Volunteer is the bravest breed of human from the boldest nation on Earth, fiercely proud to call Tennessee home whether the battle lies within its borders or in a land far away.

THE FIRST VOLUNTEERS

In the aftermath of the Declaration of Independence, Americans were determined to create a nation that was free of the evils that had required them to resort to revolution. Among these was the fear of a large standing army. Such a force could be used to impose the will of an evil monarch and was therefore a threat to individual liberties. Instead, they would rely upon a volunteer army, citizen soldiers who would be called into service at times of crisis to serve their country.

When the people who would later be known as Tennesseans were first asked to volunteer for such an army, they had been living along the upper tributaries of the Tennessee River, near modern day Elizabethton. The call went out for volunteers to gather at Sycamore Shoals in September 1780 and march across the Smoky Mountains to meet this British threat. When finally assembled, the volunteers totaled almost 1,000 men, virtually the entire fighting force of the settlements. These "Overmountain Men" defeated the British at King's Mountain to turn the tide of the war in favor of the fledgling nation.

The tradition of the Tennessee Volunteer was thus already initiated when, in the War of 1812, the nation once again went to war. As they had done over 30 years before, Tennesseans responded enthusiastically. Instead of the 3,500 troops requested, 25,000 Tennesseans joined, participating in battles from the Canadian border to the Gulf of Mexico.

OLD HICKORY

Earlier in the War of 1812 the British torched Washington. The Tennessee Volunteers made sure New Orleans would suffer no such fate. Under future President Andrew "Old Hickory" Jackson at the Battle of New Orleans, Tennessee Volunteers took part in the greatest victory of the war when they helped to defeat an army of crack British regulars. Facing more than twice their number, the Tennessee Volunteers joined a New Orleans militia, a group of former Haitian slaves fighting as free men and a band of outlaws headed by the notorious pirate Jean Lafitte. Thanks in no small part to the deadly Volunteer riflemen of Tennessee, the U.S. took a lopsided victory where more than 2,000 British were killed or wounded compared to eight killed and 13 wounded on the American side.

ANDREW JACKSON



Jacob Hartsell, a captain in the 2nd East Tennessee militia, was among the Tennesseans who took part in the battle. He was so inspired by his fellow Tennesseans that he wrote a heroic poem in their honor. Entitled "The Brave Volunteer," this poetic journal entry is the earliest known written reference to Tennesseans as Volunteers.

VOLUNTEERS AT THE ALAMO

Two decades later, Tennesseans advanced their reputation as volunteers when, unsolicited, several hundred made the journey south to assist the Texans in their war for independence from Mexico. The best known of these was David Crockett. His already legendary status was only enhanced by his dramatic death at the Alamo in 1836.

But before the Alamo fell, 33 Tennesseans, the largest number of defenders provided by any state — nearly four times as many as from Texas — kept Mexican General Santa Anna's overwhelming army at bay for 13 days against unbelievable odds. On March 6, 1836, the brave Tennessee Volunteers and the other Alamo defenders were overrun and breathed their last.

However, the crucial days the Volunteers slowed down the Mexican army gave another Tennessean, Sam Houston, enough time to gallop through Texas raising an army to defend what would become the Lone Star State. This army defeated Santa Anna in no small part because of



DAVY CROCKETT

the contributions of Tennessee's Volunteers. There can be no doubt Texas owes a great debt of gratitude for its steepest to the fierce men from Tennessee.

TENNESSEE... THE VOLUNTEER STATE

But Tennessee's status as the "Volunteer State" was solidified 10 years later when the United States War Department called for volunteers in the War with Mexico. Moving quickly to meet their allotted quota of 2,800 recruits, state officials were overwhelmed by 30,000 volunteers.

It was during the Spanish-American War that the students of the University of Tennessee began to lay official claim to the Volunteer nickname for themselves. In 1897, the student yearbook was christened, *The Volunteer*.

In 1902, the Atlanta Constitution used the term "Volunteers" to describe the football team when recounting a game between UT and Georgia Tech. However, the university sports teams continued to operate without an official nickname until 1905. In March of that year an article in the Knoxville Journal announced a nickname had been chosen.

"One of the admirers of the old school has suggested 'the Volunteers,'" the newspaper reported. In classic understatement the report concludes, "The name sounds good, and it is likely that it will stick."

THE VOLUNTEER SPIRIT

There have been other men who symbolized the indomitable Tennessee Volunteer spirit on and off the field of battle. One of the most famous proved to be Alvin York in World War I. York was drafted and nearly single-handedly captured 132 Germans, took out about 35 machine guns which had been decimating his battalion and killed no fewer than 25 of the enemy, according to officers' reports. Indeed, Marshall Ferdinand Foch said of York's heroism, "What you did was the greatest thing accomplished by any private soldier of all the armies of Europe."

Humbly, the reluctant hero returned home to Tennessee as the toast of the nation. Yet York wasn't interested in celebrity or cashing in on his fame, saying, "This uniform ain't for sale."

Tennessee Volunteers took part in every theater of World War II, whether helping secure the deadly beaches of Normandy to working in their own backyard in Oak Ridge on The Manhattan Project and the atomic bomb that brought an end to war in the Pacific.

Not every Volunteer story was forged in wartime. Part of the Volunteer legend deals with self-sacrifice for the good of others. Take Tennessee train engineer Casey Jones, for instance. Steaming full-bore in the early morning in Vaughan, Miss., in 1900, Jones saw boxcars in the distance on the tracks in front of him. When it became apparent the passenger train he was driving was destined for a catastrophic collision, Jones was faced with a desperate choice — he could jump out of the engine and save his life before the crash or he could stay in the engine and try to slow the train enough to save more passengers' lives. After ordering his fireman to jump from the racing locomotive and save himself, Jones died that day saving dozens of lives in an amazing display of self-sacrifice. But his story and heroic life in the ballad devoted to the Tennessean who saved so many lives that day in his casket of splintered wood and twisted steel.

The legend of the Tennessee Volunteer also applies to great minds who create items of great cultural value in interesting ways. The first constitution ever written by white men in America was drafted in 1772 by the Watauga Association near present day Elizabethton. Take the example of the Cherokee silversmith Sequoyah, the only known man in the history of the world to single-handedly create an alphabet, the first written language for a Native American people.

Similarly, Tennessean Alex Haley became one of America's most famous authors after recounting the experience of African-Americans in his highly-acclaimed "Roots." Haley chose to make his home in Norris, just a short drive from the University of Tennessee.

Every time since then the nation's birth to this very day, when the U.S. needs an extraordinary effort to brush back the dark curtain of hopelessness, the Tennessee Volunteers are called. The bravery, heroism, wisdom and ferocity of the Volunteers place them on a pedestal of great American legends.

— by Nathan Kirkham
Rockwood, Tenn.



1997 CHEVROLET
"OFFENSIVE PLAYERS"
PEYTON
UNIVERSITY

1997
EASTERN DIVISION
FOOTBALL CHAMPION
UNIVERSITY OF FLORIDA
UNIVERSITY OF GEORGIA
UNIVERSITY OF KENTUCKY
UNIVERSITY OF SOUTH CAROLINA
UNIVERSITY OF TENNESSEE
VANDERBILT UNIVERSITY

WESTERN
UNIVERSITY OF ALABAMA
UNIVERSITY OF ARKANSAS
AUBURN UNIVERSITY
LOUISIANA STATE UNIVERSITY
UNIVERSITY OF MISSISSIPPI
MISSISSIPPI STATE UNIVERSITY

EASTERN
UNIVERSITY OF KENTUCKY
UNIVERSITY OF SOUTH CAROLINA
UNIVERSITY OF TENNESSEE
VANDERBILT UNIVERSITY

UNIVERSITY OF TENNESSEE
1997 CHAMPIONS

HONORS

COLLEGE FOOTBALL HALL OF FAME



Twenty-four Vols have been inducted into the National Football Foundation and College Hall of Fame. Among them are 19 players, four coaches including two men who were inducted as both players and coaches, Bobby Dodd and Bowden Wyatt. Johnny Majors, who coached the Vols from 1977-92, is in the Hall for his prowess as a tailback.

Coach Phillip Fulmer became the most recent member of the Tennessee football family to gain the highest honor in college football with his election in May 2012.

A 25th former Vol is also in the Hall. Joe Steffy, who excelled at Army in the 1940's, lettered as a freshman at Tennessee in 1944 before transferring to West Point.



JOE STEFFY

UT MEMBERS IN THE HALL

Year	Name	Position	Yrs. Played
1954	Gene McEver	Halfback	1928-29, 31
1955	Beattie Feathers	Back	1931-33
1956	Robert R. Neyland	Coach	1926-34, 36-40 46-52
1959	Herman Hickman	Guard	1929-31
	Bobby Dodd	Quarterback	1928-30
1961	Bob Suffridge	Guard	1938-40
1967	Nathan Dougherty	Tackle	1906-09
1969	George Cafego	Quarterback	1938-39
1972	Bowden Wyatt	End	1936-38
1981	Hank Lauricella	Tailback	1949-51
1985	Doug Atkins	Tackle	1950-52
1987	Johnny Majors	Tailback	1954-56
1989	Bob Johnson	Center	1965-67
1990	Ed Molinski	Guard	1938-40
1993	Steve DeLong	Guard	1962-64
	Bobby Dodd	Coach at Georgia Tech	
1996	John Michels	Guard	1950-52
1997	Bowden Wyatt	Coach	1955-62
1999	Steve Kiner	Linebacker	1967-69
2002	Reggie White	Def. Tackle	1980-83
2003	Doug Dickey	Coach	1964-69
2004	Frank Emanuel	Linebacker	1963-65
2006	Chip Kell	Guard	1968-70
2012	Phillip Fulmer	Coach	1992-08

TENNESSEE IN THE COLLEGE FOOTBALL HALL OF FAME

■ STUDENT-ATHLETES



GENE McEVER

HALFBACK • ELECTED 1954
BRISTOL, VA.

Full name: Eugene Tucker McEver ... Tennessee's first All-America selection (1929) ... NCAA scoring champion in 1929 with 130 points ... All-Southern selection 1928-29, 31 ...

98-yard kickoff return to open the 1928 Alabama game brought Tennessee national prominence as Vols upset Crimson Tide 15-13 ... Born: September 15, 1908 ... Died: July 12, 1985.



BEATTIE FEATHERS

HALFBACK • ELECTED 1955
BRISTOL, VA.

Full name: William Beattie Feathers ... All-America selection and SEC MVP in 1933 ... All-Southern selection in 1932 ... Had memorable punting duel with Alabama's John Cain in

the rain at Birmingham in 7-3 Vol win in 1932 ... Holds NFL record for yards per carry (9.9 in 1934) ... Had a 65-yard punt return in Vols' 13-0 win over NYU in 1931 Charity Bowl ... Born: August 20, 1909 ... Died: March 10, 1979.




HERMAN HICKMAN

GUARD • ELECTED 1959
JOHNSON CITY

Full name: Herman Michael Hickman Jr. ... Helped push UT into national prominence with performance in 1931 Charity Bowl game, earning All-America honors ... Assistant coach

at Army under Red Blaik and became first non-Yale alumnus to coach at New Haven ... Writer on first staff of Sports Illustrated ... Wrestled under the name "Tennessee Terror." ... Born: October 1, 1911 ... Died: April 25, 1958.



BOBBY DODD

QUARTERBACK
ELECTED 1959 (PLAYER)
ELECTED 1993 (COACH)
KINGSPOINT

Full name: Robert Lee Dodd ... Part of "Hack, Mack and Dodd" backfield ... Compiled a record of 27-1-2 during

his time on the Hill ... All-America selection in 1930 ... Named to Citizens Savings Athletic Hall of Fame ... Coached at Georgia Tech from 1947-66 ... Georgia Tech Stadium named Bobby Dodd Stadium at Grant Field ... Born: November 11, 1908 ... Died: June 21, 1988.



BOB SUFFRIDGE

GUARD • ELECTED 1961

KNOXVILLE

Full name: Robert Lee Suffridge ... Tennessee's only three-time All-America selection ... Played on Tennessee teams which went 31-2 from 1938-40 ... Won Knute Rockne

Memorial Trophy in 1940 as nation's most outstanding collegiate lineman ... Selected to All-Time All-SEC Team (1933-82) ... Born: March 16, 1916 ... Died: March 3, 1974.



NATHAN DOUGHERTY

GUARD • ELECTED 1967

SCOTT CO., VA.

Full name: Nathan Washington Dougherty ... All-Southern selection in 1907 and 1908 ... All-Time FWAA Southeast Area All-Time Team (1869-1919) ... Dean of College

of Engineering and Chairman of UT Athletics Board ... Responsible for hiring Gen. Neyland as head football coach ... Born: March 23, 1886 ... Died: May 18, 1977.




GEORGE CAFEGO

TAILBACK • ELECTED 1969

SCARBRO, W. VA.

Full name: George Cafego ... All-America and All-SEC selection in 1938-39 ... Seventh in 1938 Heisman balloting and fourth in 1939 ... SEC Player of the Year in 1938 ... Coached

backfield and kickers at Tennessee from 1955-63, coached scout and B squad 1964-73 and kickers 1974-84 ... Nicknamed "Bad News" ... Born: August 30, 1915 ... Died: February 9, 1998.



BOWDEN WYATT

END

ELECTED 1972 (PLAYER)

KINGSTON

Full name: C. Bowden Wyatt ... Captain and leader of 1938 Tennessee team that went 11-0 with Orange Bowl victory over Oklahoma

... All-America and All-SEC selection in 1938 ... Kicked extra points and field goals as well as duties at defensive end ... Spurned chance at Hollywood riches to pursue coaching career ... Born: November 3, 1917 ... Died: January 21, 1969.




HANK LAURICELLA

TAILBACK • ELECTED 1981

HARAHAN, LA.

Full name: Francis Edward Lauricella ... All-America in 1951 and All-SEC in 1950-51 ... Second in 1951 Heisman vote ... Had memorable 75-yard run in 1951 Cotton Bowl game against

Texas to set up Vols' first score ... One of three New Orleans natives to earn All-America honors at Tennessee ... Elected to Louisiana State House and Senate ... Born: October 9, 1930 ... Died: March 25, 2014 in New Orleans.



DOUG ATKINS

END • ELECTED 1985

HUMBOLDT

Full name: Douglas Leon Atkins ... All-America selection in 1952 and All-SEC in 1951-52 ... Played professionally at Cleveland, Chicago and New Orleans ... Only Vol player in

both the College and Professional Hall of Fame ... FWAA SEC Player of the Quarter Century (1950-74) ... Selected to All-Time All-SEC Team (1933-82) ... Born: May 8, 1930.



JOHNNY MAJORS

TAILBACK • ELECTED 1987

HUNTLAND

Full name: John Terrill Majors ... Two-time SEC Player of the Year (1955-56) ... All-America 1956 and All-SEC 1955-56 ... Runner-up in 1956 Heisman Trophy race ... Head coach

at Iowa, Pittsburgh, Tennessee and Pittsburgh, winning 1976 national championship ... Nicknamed "Drum" ... Born: May 21, 1935 ... Currently resides in Knoxville.



BOB JOHNSON

CENTER • ELECTED 1989

CLEVELAND

Full name: Robert Douglas Johnson ... One of most awarded Vols ever ... 1966-67 All-America and Academic All-America in 1967... Captain of 1967 team ... Won National Football

Foundation Post-graduate Scholarship in 1967 ... No. 1 draft choice of Cincinnati Bengals in 1968 ... Named to SEC Quarter Century team in 1974 ... Born: August 19, 1946 ... Resides in Cincinnati.




ED MOLINSKI

GUARD • ELECTED 1990

MASSILLON, OHIO

Full name: Edward Michael Molinski ... All-America in 1939-40 as outstanding two-way player ... All-SEC in 1939... Part of Vol defense which

scoreless in 1939 ... Became prominent physician in Memphis after graduation and served as team doctor for Mississippi State and Memphis State ... Born: August 20, 1917 ... Died: June 26, 1986.




STEVE DeLONG

MIDDLE GUARD • ELECTED 1993

NORFOLK, VA.

Full name: Stephen Cyril DeLong ... Two-time All-America (1963-64) ... Captain of 1964 team and won Outland Trophy as nation's outstanding interior lineman ...

Dominated middle and led critical goal-line stand in 1964 LSU-Tennessee game ... Son, Keith, was All-America linebacker and team captain in 1988 ... Born: July 3, 1943 ... Died Aug. 18, 2010.



JOHN MICHELS

OFFENSIVE GUARD • ELECTED 1996
PHILADELPHIA, PA.

Full name: John J. Michels ... All-America linebacker in 1952 and an All-SEC selection in 1951 and 1952 ... Played on teams which compiled a 27-4-1 record ... Could pull or straight ahead block with the best in Tennessee history ... Coached Minnesota Vikings for 27 years and was in four Super Bowls ... Born: February 15, 1931 ... Currently resides in Gatlinburg.



STEVE KINER

LINEBACKER • ELECTED 1999
TAMPA, FLA.

Full name: Steven Albert Kiner ... A two-time All-America and All-SEC selection (1968-69) and named SEC "Sophomore of the Year" in 1967 ... Doug Dickey once said that he was faster than most of the running backs he played against ... Bear Bryant said he was "the best in this league since Lee Roy Jordan played for us" ... Born: June 12, 1947 ... Currently resides in Carrollton, Ga.



REGGIE WHITE

DEFENSIVE END • ELECTED 2002
CHATTANOOGA

Full name: Reginald Howard White ... Nicknamed the "The Minister of Defense" because he was an ordained minister ... 1983 All-America and Lombardi Award finalist ... School record 32 career sacks from 1980-83 ... Retired as the NFL's all-time sack leader with 198 ... Named to the NFL's All-Decade Teams of the 1980 and 1990s, the 75th Anniversary Team ... Voted first-team All-Pro 10 times... Born: Dec. 19, 1961 ... Died: Dec. 26, 2004



FRANK EMANUEL

LINEBACKER • ELECTED 2004
NEWPORT NEWS, VA.

Full name: Thomas Franklin Emanuel ... Earned consensus All-America and First Team All-SEC honors in 1965 ... Helped Tennessee's defense set the school record for points allowed in a season with 98 in 1965 ... Also a member of the Tennessee Sports Hall of Fame and the Athletic Hall of Fame of the Lower Peninsula of Virginia ... Born: December 4, 1942 ... Currently resides in Tampa, Fla.



CHIP KELL

GUARD • ELECTED 2006
DECATUR, GA.

Full name: Curtis Cliff Kell ... Two-time first team All-America selection and three-time All-SEC pick ... Two-time winner of the Jacobs Blocking Trophy ... 1970 Lombardi Award finalist ... Led Vols to 1969 SEC title and a 11-1 record in 1970 ... UT went 28-5-1 in his three seasons ... Played professionally in Canadian Football League ... Born: March 10, 1949 ... Currently resides in Cohutta, Ga.

COACHES



GENERAL ROBERT R. NEYLAND

HEAD COACH
ELECTED 1956
GREENVILLE, TEXAS

Full name: Robert Reese Neyland ... Had three successful tenures as head coach at Tennessee, 1926-34, 1936-40 and 1946-52 ... SEC Coach of the Year 1936, 1938, 1950 and 1951 ... Teams won national championships in 1938, 1940, 1950 and 1951 ... Career record was 173-31-12 ... Won Southern Conference titles in 1927 and 1932 and SEC titles in 1938, 1939, 1940, 1946 and 1951 ... Teams had 112 shutouts in 216 games ... Teams were characterized by efficient single-wing offense and unyielding defense ... Born: Feb. 17, 1892 ... Died: March 28, 1962.



BOWDEN WYATT

HEAD COACH
AT WYOMING (1947-52);
AT ARKANSAS (1953-54);
AT TENNESSEE (1955-62)
ELECTED 1997 (COACH)
KINGSTON

Full name: C. Bowden Wyatt ... Won conference titles in three leagues, Skyline (Wyoming), Southwest (Arkansas) and SEC (Tennessee) ... 1956 National and SEC Coach of the Year ... Patterned coaching career after Gen. Neyland ... Earned absolute loyalty from his players ... Gave coin from 1938 game to 1955 captain Jim Beutel on his arrival back at Tennessee ... Had overall coaching record of 99-56-5, 49-29-4 at Tennessee ... Born: November 3, 1917 ... Died: January 21, 1969.



DOUG DICKEY

HEAD COACH
AT TENNESSEE (1964-69)
AT FLORIDA (1970-78)
ELECTED 2003
VERMILLION, SOUTH DAKOTA

Full name: Douglas A. Dickey ... Won national championship in 1967 and two SEC crowns in 1967 and 1969 ... SEC Coach of the Year in 1965 and 67 ... Finished with a record of 46-15-4 in six seasons at UT ... Compiled a career 58-43-2 mark at Florida ... 19 players earned All-America status under his tutelage ... Served as UT's athletic director from 1985-2003 ... 2001 recipient of the Robert R. Neyland Trophy ... Born: June 24, 1932 ... Currently resides in Jacksonville, Fla.



PHILLIP FULMER

HEAD COACH
AT TENNESSEE (1992-2008)
ELECTED 2012
WINCHESTER

Full name: Phillip Fulmer ... Led the Vols to the first-ever BCS National Championship after the 1998 season, finishing with a perfect 13-0 record with a 23-16 victory over Florida State in the Fiesta Bowl ... Compiled a 152-52 career record at the helm of the Orange & White for a .744 win percentage ... Led Vols to a 45-5 record from 1995-98 ... His teams finished in the AP Top 25 in 13 of 17 seasons and appeared in 15 bowl games ... Born: Sept. 1, 1950 ... Currently resides in Knoxville.



GENERAL ROBERT R. NEYLAND



The history and tradition of Tennessee football began under the tutelage of Gen. Robert Reese Neyland, a member of the College Football Hall of Fame. Neyland came to Tennessee as an ROTC instructor and backfield coach in 1925 and was named head football coach in 1926. From that date, Tennessee was in the college football business to stay.

Neyland's 1939 Vol team was the last to shut out each of its regular season opponents. Over the course of his career, 112 of his 216 opponents failed to score against his Tennessee teams. Tennessee still holds an NCAA record for holding opponents scoreless 71 consecutive quarters.

Neyland's teams won Southern Conference Championships in 1927 and 1932, piling up undefeated streaks of 33 and 28 games along the way, and SEC Championships in 1938, 1939, 1940, 1946 and 1951. In addition Neyland-coached teams won four national championships. The Vols were consensus national champions in 1951, won the Dunkel, Litkenhous, Boand, Houlgate and Poling National Championships in 1938, the Dunkel and Williamson crowns in 1940 and the DeVold and Dunkel crowns in 1950.

It was Gene McEver who kicked off the Neyland era with his 98-yard return of the opening kickoff in the 1928 Alabama game, a game the underdog Vols won, 15-13. Each of his succeeding eras would be highlighted by similar big plays: Johnny Butler's 56-yard run against Alabama in 1939 and Lauricella's 75-yard run against Texas in the 1951 Cotton Bowl.

Neyland's 21-year record at Tennessee was 173 wins, 31 losses and 12 ties.

Neyland, who came to Tennessee as an Army captain and left as a brigadier general, brought one of the most efficient single-wing offenses in the country to go with an unyielding defense. He was brought to the head coaching position by Dean Nathan Dougherty with a simple injunction: "Do something about the series with Vanderbilt."

After Neyland's death in 1962, the University established the Robert R. Neyland Scholarship, academic scholarships awarded to non-athletes, many of whom are National Merit Scholars. The endowment for these

scholarships now exceeds \$1.5 million and 124 students have been the beneficiary of the awards.

The thoroughfare behind the stadium's South end, once called the river road, is now named Neyland Drive. More recently, the Vol football complex on campus was named for Neyland and Knoxville businessman B. Ray Thompson.

IS IT NEE-LAND OR NAY-LAND?

There has been continuing controversy over the pronunciation of the name N-E-Y-L-A-N-D. Here's the true story.

Charles Brakebill, former UT Vice President for Development, was a part of the Neyland Scholarship program when it started after Gen. Neyland's death.

That's when Brakebill said he learned a lesson about the Neyland name and how to pronounce it. He had apparently called the General's wife, Peg, "Mrs. NAY-land." "She stood up and raised her knee and said 'Mr. Brakebill, first thing let's do is get my name straight.' She hit her knee about three times and said, 'It's NEE-land, just like my knee.' That stuck in my mind."

QUICK FACTS

Born: February 17, 1892

Died: March 28, 1962

Education: Army (1916)

College Football: Lineman, Army (1913-16)

Coaching Career: University of Tennessee (1926-34, 1936-40, 1946-52)

Wife: Ada "Peggy" Fitch

Children: Robert, Jr. and Lewis Neyland

Coaching Honors:

College Football Hall of Fame (Elected 1956)

SEC Coach of the Year (1936, 38, 50, 51)

■ NEYLAND'S YEAR-BY-YEAR RECORD

	Overall			Conference			Notes
	W	L	T	W	L	T	
1926-34							
1926	8	1	0	-	-	-	-
1927	8	0	1	-	-	-	Southern Conference Champions
1928	9	0	1	-	-	-	-
1929	9	0	1	-	-	-	-
1930	9	1	0	-	-	-	-
1931	9	0	1	-	-	-	New York Charity Bowl
1932	9	0	1	-	-	-	Southern Conference Champions
1933	7	3	0	5	2	0	-
1934	8	2	0	5	1	0	-
	88	76	7	10	3	0	

1936-40

1936	6	2	2	3	1	2	-
1937	6	3	1	4	3	0	-
1938	11	0	0	7	0	0	National Champions; SEC Champions; Orange Bowl
1939	10	1	0	6	0	0	SEC Champions; Rose Bowl
1940	10	1	0	5	0	0	National Champions; SEC Champions; Sugar Bowl
	43	7	3	25	4	2	

1946-52

1946	9	2	0	5	0	0	SEC Champions; Orange Bowl
1947	5	5	0	2	3	0	-
1948	4	4	2	2	3	1	-
1949	7	2	1	4	1	1	-
1950	11	1	0	4	1	0	National Champions; Cotton Bowl
1951	10	1	0	5	0	0	National Champions; SEC Champions; Sugar Bowl
1952	8	2	1	5	0	1	Cotton Bowl
	54	17	4	27	8	3	
Totals	173	31	12	62	15	5	

GEN. ROBERT R. NEYLAND TROPHY

In 1967, the Knoxville Quarterback Club, seeking a way to honor Gen. Neyland's memory, established the Robert R. Neyland Memorial Trophy. This award is given annually by the Club to an outstanding man who has contributed greatly to intercollegiate athletics.

1967 - Nathan W. Dougherty, Tenn.

1967 - Herman Hickman, Yale

1968 - Wallace Wade, Alabama

1969 - Bobby Dodd, Georgia Tech

1970 - John Barnhill, Arkansas

1971 - Jess Neely, Rice

1972 - John Vaught, Mississippi

1973 - Bud Wilkinson, Oklahoma

1974 - Fritz Crisler, Michigan

1975 - Lynn "Pappy" Waldorf, Cal

1976 - John McKay, Southern Cal

1977 - Darrell Royal, Texas

1978 - Ralph "Shug" Jordan, Auburn

1979 - Frank Broyles, Arkansas

1980 - Bob Devaney, Nebraska

1981 - Ara Parseghian, Notre Dame

1982 - Bill Murray, Duke

1983 - Paul "Bear" Bryant, Alabama


1984 - Woody Hayes, Ohio State

1985 - Duffy Daugherty, Michigan St.

1986 - Bob Woodruff, Tennessee

1987 - Charles McClendon, LSU

1988 - LaVell Edwards, BYU



1989 - Vince Dooley, Georgia

1990 - Bo Schembechler, Michigan

1991 - Murray Warmath, Minnesota

1992 - Bobby Bowden, Florida State

1993 - Grant Teaff, Baylor

1994 - Jerry Claiborne, Kentucky

1995 - Dan Devine, Notre Dame

1996 - Hayden Fry, Iowa

1997 - Terry Donahue, UCLA

1998 - Lou Holtz, Notre Dame

1999 - Eddie Robinson, Grambling

2000 - Tom Osborne, Nebraska

2001 - Doug Dickey, Tennessee

2002 - Gene Stallings, Alabama

2003 - John Majors, Pittsburgh

2004 - John Gagliardi, St. John's (MN)

2005 - Barry Switzer, Oklahoma

2006 - John Cooper, Ohio State

2007 - John Robinson, UNLV

2008 - Lloyd Carr, Michigan

2009 - Phillip Fulmer, Tennessee

2010 - Ken Sparks, Carson-Newman

2011 - R.C. Slocum, Texas A&M

2012 - Fisher DeBerry, Air Force

2013 - Mack Brown, Texas

2014 - David Cutcliffe, Duke

BOWDEN WYATT



After his stellar playing days at Tennessee, Bowden Wyatt passed on the opportunity to become a movie star in Hollywood, choosing to continue his association with football in the coaching ranks.

He was an assistant coach at Mississippi State just one year after playing end for Maj. Robert R. Neyland's teams from 1936-38, and then served three years as a senior grade Lieutenant in the Navy.

Mirroring the coaching style of his mentor, Robert R. Neyland, Wyatt took the head coaching job at Wyoming in 1947. He guided the Cowboys to consecutive Skyline championships in 1949-50. Wyatt was named conference coach of the year in 1950 thanks to a 10-0 record.

He then moved to Arkansas for the 1953-54 seasons, again turning a program completely around. His second year saw him take the Hogs to an 8-3 record and a Southwest Conference championship, as well as conference coach of the year award.

But nothing could keep Wyatt away from his alma mater. He returned to coach Tennessee in 1955 and

QUICK FACTS

Born: October 4, 1917

Died: January 21, 1969

Education: University of Tennessee

College Football: End, Tennessee (1936-38)

Coaching Career:

University of Wyoming (1947-52)

University of Arkansas (1953-54)

University of Tennessee (1955-62)

Wife: Mary Allison Miller

Children: Mary "Missy" Gail

Coaching Honors:

College Football Hall of Fame (Elected 1997)

National & SEC Coach of the Year (1956)

Southwest Conference Coach of the Year (1954)

Skyline Coach of the Year (1950)

led the Vols to the 1956 SEC championship while being named SEC and National Coach of the Year. He was the first UT coach to be nationally honored by the American Football Coaches Association.

Wyatt accumulated a 99-56-5 coaching record in rebuilding three programs. He won titles in three different conferences - Skyline, Southwest and SEC - and was named coach of the year in all three. He became just the third member to be inducted into the hall as both player and coach, following the footsteps of Amos Alonzo Stagg and former Vols quarterback Bobby Dodd.

As a player, Wyatt captained the Vols to an 11-0 season while playing right end on a loaded team that included Hall of Fame names such as Ed Molinski, Bob Suffridge and George Cafego. The Vols had six shutouts on the season. The final shutout capped the year with Wyatt manning the defensive line and kicking a field goal in Tennessee's 17-0 Orange Bowl victory over Oklahoma, the Vols' first official bowl game.

■ WYATT'S YEAR-BY-YEAR RECORD AT TENNESSEE

	Overall			Conference			Notes
	W	L	T	W	L	T	
1955-62							
1955	6	3	1	3	2	1	-
1956	10	1	0	6	0	0	SEC Champions; Sugar Bowl
1957	8	3	0	4	3	0	Gator Bowl
1958	4	6	0	4	3	0	-
1959	5	4	1	3	4	1	-
1960	6	2	2	3	2	2	-
1961	6	4	0	4	3	0	-
1962	4	6	0	2	6	0	-
Totals	49	29	4	29	23	4	

DOUG DICKEY



QUICK FACTS

Born: June 24, 1932
Education: University of Florida (1954)
College Football: Quarterback, Florida (1951-53)
Coaching Career:
 University of Arkansas (1957-63)
University of Tennessee (1964-69)
 University of Florida (1970-78)
 University of Colorado (1979)
Wife: Joanne Beville
Children: Donald, Daniel, David, Daryl & Jaren Anne
Coaching Honors:
 College Football Hall of Fame (Elected 2003)
 SEC Coach of the Year (1965 & 1967)

Not only did Doug Dickey reestablish an elite football program at UT, he also brought a large helping of tradition that many Vol fans now take for granted.

His teams were the first to run through the band's power 'T' formation, beginning Sept. 25, 1965, against Army. It wasn't done for style or intimidation, but rather to get from the dressing rooms on the East side of the stadium to the team's sideline on the West side of the field. Now, although the formation is not necessary, it's just as traditional as the game itself.

Dickey also put the power 'T' on the football helmets during the 1964 season and was the first to order the endzones painted in an orange and white checkerboard, beginning Oct. 10, 1964, against Boston College. The colorful checkerboard is now a UT signature that has extended to several other Vol sports.

Hall of Fame coach Doug Dickey began his ties with

Tennessee as head football coach from 1964-69. His tenure included a 46-15-4 record that took the Vols from mediocrity to national prominence in the late 1960s. Two SEC championships (1967 and 1969) were brought to Knoxville during Dickey's term as head coach and he was named SEC Coach of the Year in 1965 and 1967.

After a nine-year stint as football coach at Florida, his alma mater, Dickey returned to Tennessee as athletics director in 1985, where he served until his retirement in July of 2003.

Dickey was widely recognized as one of the nation's best, earning numerous awards for his work and molding of the UT Athletics Department.

The Tennessee Sports Hall of Fame named him Tennessean of the Year in 2000, and in 2001 Dickey was named recipient of the Neyland Trophy. He was elected to the College Football Hall of Fame in 2003.

■ DICKEY'S YEAR-BY-YEAR RECORD AT TENNESSEE

	Overall			Conference			Notes
	W	L	T	W	L	T	
1964-69							
1964	4	5	1	1	5	1	-
1965	8	1	2	3	1	2	Bluebonnet Bowl
1966	8	3	0	4	2	0	Gator Bowl
1967	9	2	0	6	0	0	National Champions; SEC Champions; Orange Bowl
1968	8	2	1	4	1	1	Cotton Bowl
1969	9	2	0	5	1	0	SEC Champions; Gator Bowl
Totals	46	15	4	23	10	4	

PHILLIP FULMER



The Volunteers under Phillip Fulmer posted 152 triumphs against only 52 defeats for a winning percentage of .745. At the conclusion of his final season, no active coach with at least a decade in Division I-A had such a lofty victory rate.

His teams finished in the AP top 25 in 13 of 17 seasons and appeared in 15 bowl games. Nine Fulmer-coached squads eclipsed the 10-win mark and two others just missed with nine victories. In his final 10 seasons, Fulmer led the Vols to a 98-41 mark and played in three conference title games along with five New Year's Day bowls.

The hallmarks of his early years on Rocky Top included him joining former Nebraska legend Tom Osborne as the only coaches to lead a team to a bowl game in their first 13 years of coaching and, of course, the 1998 BCS National Championship. That season, Fulmer guided Tennessee to its sixth national championship with a perfect 13-0 record and a Tostitos Fiesta Bowl victory over Florida State. In the 17 seasons Fulmer was leading the UT pro-

QUICK FACTS

Born: Sept. 1, 1950

Education: University of Tennessee (1972)

College Football: Offensive Guard, Tennessee (1968-71)

Coaching Career:

University of Tennessee (1972-73)

Wichita State University (1974-78)

Vanderbilt University (1979)

University of Tennessee (1980-2008)

Wife: Vickey Morey

Children: Phillip Jr., Courtney, Brittany, Allison

Coaching Honors:

College Football Hall of Fame (Elected 2012)

General Robert R. Neyland Trophy (2009)

Knoxville Sports Hall of Fame (2008)

Tennessee Sports Hall of Fame (2001)

Eddie Robinson National Coach of Distinction (1999)

National & SEC Coach of the Year (1998)

AFCA Region 2 Coach of the Year (1993)

gram, more than 10 million fans passed through the Neyland Stadium turnstiles, helping to solidify the building's reputation as one of the true cathedrals of college football.

Fulmer led Tennessee to back-to-back SEC titles in 1997 and 1998 as well as a record of 45-5 from 1995-98 - the most victories over a four-year span in history.

Eighteen of Fulmer's Vols earned first-team All-America honors, 70 Vols garnered first-team All-SEC acclaim, and he produced 17 first-round NFL Draft selections and had a total of 91 players selected overall.

One of the accepted measures of a program's success is position in the national polls. This, too, was a testimonial to Fulmer's sure hand at the helm. Under Fulmer, the Vols had a streak of 54 consecutive weeks ranked in the top 10 and were ranked in the national polls at game time for 169 of Fulmer's 204 games as head coach. Tennessee also didn't back down from ranked competition during the Fulmer years, posting a 44-37 record against ranked teams during his tenure.

■ FULMER'S YEAR-BY-YEAR RECORD AT TENNESSEE

	Overall			Conference			Notes
	W	L	T	W	L	T	
1992-2008							
1992*	4	0	0	2	0	0	-
1993	10	2	0	7	1	0	Tied for first in the SEC East
1994	8	4	0	5	3	0	-
1995	11	1	0	7	1	0	Finished third in the AP rankings
1996	10	2	0	7	1	0	-
1997	11	2	0	7	1	0	SEC Champions
1998	13	0	0	8	0	0	National BCS Champions and SEC Champions
1999	9	3	0	6	2	0	-
2000	8	4	0	5	3	0	-
2001	11	2	0	7	1	0	Won SEC East, Finished fourth in the AP rankings
2002	8	5	0	5	3	0	-
2003	10	3	0	6	2	0	Tied for SEC East Title
2004	10	3	0	7	1	0	Led UT to 13th straight bowl appearance
2005	5	6	0	3	5	0	-
2006	9	4	0	5	3	0	-
2007	10	4	0	6	2	0	Won SEC East, played in SEC Title Game
2008	5	7	0	3	5	0	Finished career 100 games above .500
Totals	152	52	0	96	34	0	

*The first three games of the 1992 season were Fulmer's record, as was the 1993 Hall of Fame Bowl.



NATIONAL AWARDS

■ AFCA ASST. COACH OF THE YEAR

Presented to the assistant coach who excels in community service, commitment to the student-athlete, on-field coaching success and AFCA professional organization involvement. The award has been presented since 1997.

2006 John Chavis (Def. Coordinator/LBs)

■ BRONKO NAGURSKI TROPHY

Presented to the defensive player of the year as selected by the Football Writers Association of America in conjunction with the Charlotte Touchdown Club. The first selection was made in 1993.

1998 Al Wilson (Finalist)

2000 John Henderson (Finalist)

2009 Eric Berry (Finalist)

■ BROYLES AWARD

Presented annually by the Little Rock, Ark., Major Sports Association to the nation's top college football assistant coach. The award was first given in 1996.

1998 David Cutcliffe (Off. Coordinator/QBs)

■ BURLSWORTH TROPHY

Presented to a collegiate player who began his career as a walk-on and shows outstanding performance on the field.

2010 Nick Reveiz (Finalist)

■ BUTKUS AWARD

Presented to the nation's top linebacker by the Downtown Athletic Club of Orlando, Fla. First selection was in 1985.

1988 Keith DeLong (Finalist)

1998 Al Wilson (Semifinalist)

1999 Raynoch Thompson (Finalist)

2000 Eric Westmoreland (Semifinalist)

2004 Kevin Burnett (Semifinalist)

2014 A.J. Johnson (Semifinalist)

■ CHUCK BEDNARIK AWARD

Presented to the nation's top college defensive player in honor of Chuck Bednarik, College and Pro Football Hall of Famer. Award presented by the Maxwell Football Club of Philadelphia. The award was first given in 1995.

2004 Kevin Burnett (Semifinalist)

2008 Eric Berry (Semifinalist)

■ DAVEY O'BRIEN AWARD

Awarded annually to the nation's top quarterback by the Davey O'Brien Foundation of Fort Worth, Texas, since 1977. Three finalists are chosen for the award each year.

1993 Heath Shuler (Finalist)

1995 Peyton Manning (Finalist)

1997 Peyton Manning

2006 Erik Ainge (Semifinalist)

■ DOAK WALKER RUNNING BACK AWARD

Presented to the nation's best collegiate running back by the SMU Athletic Forum. First selection was in 1990.

2001 Travis Stephens (Finalist)

■ FRED BILETNIKOFF RECEIVER AWARD

Honoring the outstanding collegiate wide receiver presented since 1994 by the Football Writers Association of America.

1996 Joey Kent (Semifinalist)

2001 Kelley Washington (Semifinalist)

2006 Robert Meachem (Semifinalist)

■ HEISMAN TROPHY

The Heisman Trophy was established in 1935 by the Downtown Athletic Club in New York to honor the nation's most outstanding college football player.

Four Tennessee players have finished runner-up in the national balloting: Hank Lauricella (1951), Johnny Majors (1956), Heath Shuler (1993) and Peyton Manning (1997).

UT's top finishers in the Heisman Trophy race:

1938 George Cafego—Tailback (7th)

1939 George Cafego—Tailback (4th)

1940 Bob Suffridge—Guard (6th)

1951 Hank Lauricella—Tailback (2nd)

1956 Johnny Majors—Tailback (2nd)

1964 Steve DeLong—Middle Guard (8th)

1967 Dewey Warren—Quarterback (8th)

1967 Bob Johnson—Center (6th)

1969 Steve Kiner—Linebacker (9th)

1973 Condredge Holloway—Quarterback (14th)

1976 Larry Seivers—Wide Receiver (12th)

1993 Heath Shuler—Quarterback (2nd)

1995 Peyton Manning—Quarterback (6th)

1996 Peyton Manning—Quarterback (8th)

1997 Peyton Manning—Quarterback (2nd)

■ JIM THORPE AWARD

Presented annually to the nation's best defensive back by the Jim Thorpe Association, Oklahoma City, Okla. First selection was in 1986.

1991 Dale Carter (Finalist)

1999 Deon Grant (Finalist)

1999 Dwayne Goodrich (Semifinalist)

2000 Andre Lott (Semifinalist)

2004 Jason Allen (Semifinalist)

2008 Eric Berry (Finalist)

2009 Eric Berry

■ JOHN MACKEY TIGHT END AWARD

Presented by the Nassau County Sports Commission to the nation's most outstanding tight end. The award was first presented in 2000.

2002 Jason Witten (Semifinalist)

2010 Luke Stocker (Semifinalist)



■ JOHNNY UNITAS GOLDEN ARM AWARD

Since 1987, awarded annually to the nation's top senior quarterback by the John Unitas Golden Arm Educational Foundation of Louisville, Ky.

1997 Peyton Manning

■ LOMBARDI AWARD

Presented to the Nation's Lineman of the Year by the Rotary Club of Houston. First selection was made in 1970.

1970 Chip Kell (Finalist)

1983 Reggie White (Finalist)

2001 John Henderson (Semifinalist)

2005 Jesse Mahelona (Semifinalist)

■ LOU GROZA PLACE KICKER AWARD

Presented since 1992 to the nation's top collegiate placekicker. Sponsored by the Palm Beach County Sports Authority in conjunction with the Orange Bowl Committee. The award is named after NFL Hall of Famer Lou Groza.

1995 Jeff Hall (Semifinalist)

2000 Alex Walls (Finalist)

2006 James Wilhoit (Semifinalist)

2007 Daniel Lincoln (Semifinalist)

■ MANNING AWARD

Presented since 2004 to the nation's top Division 1A FBS quarterback adjudged by the Sugar Bowl Committee to be the best in the United States. The award is named in honor of Archie Manning and his sons Peyton and Eli, each an All-America selection during their college career.

2006 Erik Ainge (Semifinalist)

■ MAXWELL AWARD

Presented to the nation's top college football player by the Maxwell Football Club of Philadelphia. The award was first given in 1937.

1997 Peyton Manning—Quarterback

■ NATIONAL COACH OF THE YEAR

Awarded annually by the American Football Coaches Association, the Football Writers Association of America, Maxwell Football Club and *The Sporting News*.

1956 Bowden Wyatt (AFCA)

1998 Phillip Fulmer (AFCA, FWAA, Maxwell, TSN)

■ OUTLAND TROPHY

Awarded to the nation's outstanding interior lineman (Center, Guard, Tackle) as selected by the Football Writers Association of America. The first selection was made in 1946.

1964 Steve DeLong

1990 Antone Davis (Finalist)

2000 John Henderson

2001 John Henderson (Finalist)

■ RANDY MOSS RETURN MAN AWARD

Presented since 2006 to the nation's top return specialist at the Division I level. The award is voted on by NCAA Sports Information Directors.

2006 Jonathan Hefney (Semifinalist)

■ RAY GUY PUNTING AWARD

Presented since 2000 by the Greater Augusta Sports Council honoring the nation's outstanding collegiate punter.

2000 David Leaverton (Semifinalist)

2002 Dustin Colquitt (Finalist)

2003 Dustin Colquitt (Finalist)

2004 Dustin Colquitt (Semifinalist)

2013 Michael Palardy (Semifinalist)

■ RONNIE LOTT TROPHY

Named for Ronnie Lott, a two time All-American for USC and College Football Hall of Fame inductee, awarded annually to college football's Defensive IMPACT Player of the Year. The award was established in 2004.


2007 Jonathan Hefney (Semifinalist)

2009 Eric Berry (Finalist)

■ SULLIVAN AWARD

Named for James E. Sullivan, the founder of the Amateur Athletic Union, awarded annually to the nation's top amateur athlete. The award is based on qualities of leadership, character, sportsmanship and the ideas of amateurism. The award was established in 1930.

*WINNERS IN BOLD



Peyton Manning is UT's lone winner of the Davey O'Brien, Johnny Unitas Golden Arm, Maxwell and Sullivan awards.

FIRST-TEAM ALL-AMERICANS

▶ GUIDE TO THE LIST

The roster consists only those players who were first-team selections on one or more of the All-America teams selected for the national audience and received nationwide circulation. Not included are numerous players who may have received mentions on second or third teams and others who were selected by newspapers or agencies with circulations not primarily national. The legend below lists those teams recognized by the NCAA that were national media or organizations:

AAB — All America Board (1924-55); AP — Associated Press (1925-Present); Camp — Walter Camp Football Foundation (1967-Present); CP — Central Press (1963-70); Coaches — American Football Coaches Assn. (1945-Present); FbN — Football News (1963-2001); FWAA — Football Writers Assn. of America (1913-Present); Gannett — Gannett News Service; INS — International News Service (1913-57); Lib — Liberty Magazine (1924-41); NWM — Newsweek Magazine (1937-42); NANA — North American Newspaper Alliance (1927-37); NEA — Newspaper Enterprise Assn. (1924-73); NY News — New York Daily News; TSN — The Sporting News (1934-Present); Rice — Grantland Rice (1925-47); Time — Time Magazine; UP — United Press (1925-58); UPI — United Press International (1958-95); Scripps — Scripps Howard Newspapers; NCAA — NCAA Consensus (1889-Present).

1920s

Year	Name	Pos.	Award Organizations
1929	Gene McEver	HB	UP, NEA, NANA, NCAA

1930s

Year	Name	Pos.	Award Organizations
1930	Bobby Dodd	QB	NEA, Rice
1931	Herman Hickman	G	Rice
1933	Beattie Feathers	HB	NANA, Rice, INS, NEA, AAB, Lib, NCAA
1938	Bowden Wyatt	End	AAB, INS, Rice, NCAA
	George Cafego	HB	NEA, Lib
	Bob Suffridge	G	UP
1939	George Cafego	HB	UP, INS, TSN, NWM, NCAA
	Ed Molinski	G	AP, NEA, Rice, AAB, Lib, NCAA
	Bob Suffridge	G	UP, INS, TSN, NWM
	Abe Shires	T	INS

1940s

Year	Name	Pos.	Award Organizations
1940	Bob Suffridge	G	AP, UP, INS, Rice, NEA, TSN, Lib, AAB, NWM, NCAA
	Bob Foxx	HB	INS
	Ed Molinski	G	TSN
1944	Bob Dobelstein	G	NY SUN
1946	Dick Huffman	T	AP, Rice, AAB, FWAA, Coaches, NCAA
1950	Ted Daffer	G	AFCA
	Bud Sherrrod	End	NEA

1950s

Year	Name	Pos.	Award Organizations
1951	Hank Lauricella	HB	AP, UP, NEA, INS, CP, FWAA, TSN, AFCA, AAB, NY NEWS, NCAA
	Ted Daffer	G	INS, NEA, NY News
	Bill Pearman	T	AP, NEA, FWAA, NY News
1952	John Michels	G	AP, UP, TSN, NEA, FWAA, AAB, NY News, NCAA
	Doug Atkins	T	INS, AAB, NY NEWS
1954	Darris McCord	T	FWAA
1956	Johnny Majors	HB	AP, UP, INS, FE, FWAA, AFCA, TSN, NY News, NCAA
	Kyle (Buddy) Cruze	End	FWAA
1957	Bill Johnson	G	NEA, FWAA

1960s

Year	Name	Pos.	Award Organizations
1963	Steve DeLong	G	FWAA, FbN
1964	Steve DeLong	G	AP, NEA, FWAA, NY News, TSN, FbN, Time

Year	Name	Pos.	Award Organizations
1965	Frank Emanuel	LB	AP, NEA, FWAA, TSN, FbN, Time, NCAA
1966	Paul Naumoff	LB	AP, UPI, FWAA, COACHES, FbN, NCAA
	Austin Denney	End	NEA
	Ron Widby	P	TSN
	Bob Johnson	C	FbN
1967	Bob Johnson	C	AP, UPI, NEA, FWAA, Coaches, Camp, Time, TSN, NY News, NCAA
	Albert Dorsey	Back	UPI, NY News, FbN
	Richmond Flowers	WB	FbN
1968	Charles Rosenfelder	G	AP, UPI, CP, FWAA, Coaches, NEA, NY News, Camp, NCAA
	Steve Kiner	LB	AP, CP, FWAA, FbN, NCAA
	Jim Weatherford	Back	Coaches
1969	Steve Kiner	LB	AP, UPI, NEA, CP, FWAA, Coaches, FbN, NY News, TSN, Camp, Time, NCAA
	Chip Kell	G	AP, UPI, CP, FWAA, Coaches, FbN, NY News, Camp, NCAA
	Jack Reynolds	LB	FbN

1970s

Year	Name	Pos.	Award Organizations
1970	Chip Kell	G	AP, UPI, NEA, CP, FWAA, COACHES, FbN, CAMP, NCAA
	Jackie Walker	LB	NEA, FbN
1971	Bobby Majors	Back	AP, UPI, FWAA, TSN, FbN, CP, Coaches, Camp, NEA, NCAA
	Jackie Walker	LB	UPI, FWAA, Camp, CP, FbN
1972	Conrad Graham	Back	UPI, FbN
	Ricky Townsend	PK	FWAA
	Jamie Rotella	LB	FbN, Coaches, UPI
1973	Eddie Brown	Back	FbN
	Ricky Townsend	PK	FWAA
1975	Larry Seivers	WR	FbN, AP, FWAA, NCAA
1976	Larry Seivers	WR	AP, UPI, NEA, Coaches, TSN, Camp, NCAA
1979	Roland James	Back	UPI, Coaches, TSN, FWAA, NEA, Camp, FbN, FbN, NCAA

1980s

Year	Name	Pos.	Award Organizations
1982	Willie Gault	WR	NEA, FWAA
	Jimmy Colquitt	P	Gannett



Year	Name	Pos.	Award Organizations
1983	Reggie White	DT	AP, UPI, TSN, CAMP, Gannett, FWAA, FbN, Coaches, NCAA
	Jimmy Colquitt	P	Camp
1984	Bill Mayo	G	UPI, CAMP, FbN, NCAA
1985	Tim McGee	WR	AP, Coaches, NEA, Gannett, Scripps, NCAA
	Chris White	DB	Scripps
1987	Harry Galbreath	G	TSN
1988	Keith DeLong	LB	AP, TSN, Gannett
1989	Eric Still	G	AP, CAMP, FWAA, Coaches, TSN, UPI, Scripps, NCAA

1990s

Year	Name	Pos.	Award Organizations
1990	Antone Davis	OT	AP, UPI, Camp, Coaches, FWAA, Scripps, FbN, TSN, NCAA
	Dale Carter	DB/KR	TSN
1991	Dale Carter	DB	AP, UPI, FWAA, Camp, Scripps, FbN, Gannett, NCAA
	Carl Pickens	WR	Coaches, FbN, Scripps, Gannett
1992	Todd Kelly	DE	FbN
1993	John Becksvoort	PK	FWAA, Scripps
1994	Jeff Smith	OL	Scripps
1997	Leonard Little	DE	Camp
	Peyton Manning	QB	AP, Camp, Scripps, FWAA, AFCA, FbN, NCAA
1998	Al Wilson	LB	AP, FWAA, AFCA, NCAA
1999	Cosey Coleman	OG	AP, Camp, FWAA, FbN, Coaches, NCAA
	Deon Grant	DB	Camp, FbN, TSN, Coaches, NCAA
	Raynoch Thompson	LB	AP, Coaches

2000s

Year	Name	Pos.	Award Organizations
2000	John Henderson	DT	AP, FWAA, TSN, FbN, NCAA
2001	John Henderson	DT	AP, FWAA, Coaches, Camp, TSN, FbN, NCAA
	Travis Stephens	RB	AP, FWAA
2003	Dustin Colquitt	P	AP, FWAA, Camp, TSN, NCAA
2004	Kevin Burnett	LB	Coaches
	Jesse Mahelona	DT	TSN
	Michael Munoz	OT	AP, Coaches, NCAA
2006	Robert Meachem	WR	FWAA, TSN, Rivals,
	Arron Sears	OT	Camp, Coaches
2007	Daniel Lincoln	PK	FWAA
2008	Eric Berry	DB	Camp, AFCA, AP, FWAA, TSN, NCAA
2009	Eric Berry	DB	Camp, AFCA, AP, FWAA, TSN, NCAA

BY THE NUMBERS

74

>> Tennessee's individual All-American selections, who have been recognized a total of 90 times.

1

>> Three-time All-America selection: Bob Suffridge in 1938, 1939 and 1940.

35

>> Vols who have earned consensus NCAA All-America honors.

11

>> Most consecutive years with All-America selections from 1963-73, 25 total honorees.

A LOOK AT UT'S ALL-AMERICANS...



GENE McEVER

1929 /// HALFBACK
HOMETOWN: BRISTOL, VA.

Gene McEver was "the best player I ever coached ... the best I ever saw," said Gen. Robert R. Neyland. That explains his role as a scoring machine during the 1929 season.

In the final game of the regular season, he broke the goal line for five touchdowns and scored three extra points against South Carolina. The outburst helped him lead the nation in scoring with a school-record 130 points as the Vols' halfback. It was also the season in which McEver became the first Tennessee football player to reach All-America status, garnering a unanimous decision.




BOBBY DODD

1930 /// QUARTERBACK
HOMETOWN: KINGSPORT

Bobby Dodd was the centerpiece of the "Hack and Mack" backfield that featured Buddy Hackman and Gene McEver, expanding the quarterback role like never before.

It was his senior year in which "The Dodger" showed his versatility in a 13-0 win against Vanderbilt. Dodd finished with 14 punts for a 42-yard average, had nine carries for 39 yards, was 7-of-12 passing for 159 yards and two touchdowns and intercepted two passes. On the afternoon, Dodd gained 212 all-purpose yards, collecting all but 14 of Tennessee's team total of 226. The Vols finished 9-1, and Dodd's dominance on the gridiron earned him 1930 All-America honors.



HERMAN HICKMAN

1931 /// GUARD
HOMETOWN: JOHNSON CITY

Herman Hickman made people notice him, and it paid off. As a guard in the Vols' trenches, it was his dominating performance during the 1931 Charity Bowl where Hickman caught the eye of the national press. In the early stages against New York University, the Violets had the ball on Tennessee's 5-yard line preparing to score. But on four consecutive plays, Hickman single-handedly pushed NYU back 18 yards to the 23. The performance forced sportswriters into adjusting their All-America teams, adding Hickman's name.



BEATTIE FEATHERS

1933 /// HALFBACK
HOMETOWN: BRISTOL, VA.

Many consider Beattie Feathers to rank among the greatest to ever grace the field at Tennessee. And rightfully so, considering the mark he left on the Vols' program.

In 1933, Feathers sealed his place in Tennessee history, being named the Southeastern Conference MVP. He was an All-American in 1933, capping his glorious backfield career on The Hill in which the Vols had two undefeated seasons and went 25-3-2 overall. It propelled him to professional greatness in which he became the first NFL player to rush for more than 1,000 yards in a single season, averaging a record 9.9 yards per carry.



BOWDEN WYATT

1938 /// END
HOMETOWN: KINGSTON

In 1938, Bowden Wyatt captained the Gen. Robert R. Neyland-led troops to an 11-0 season while playing right end on a loaded Volunteers team that included Hall of Fame names such as Molinski, Suffridge and Cafego in the days of the two-way player.

The Vols had six shutouts on the season. The final shutout capped the year with Wyatt manning the defensive line and kicking a field goal in Tennessee's 17-0 Orange Bowl victory over Oklahoma, the Vols' first official bowl game. That 1938 season, Tennessee outscored its opponents 283-16 with Wyatt on the defensive line.



GEORGE CAFEGO

1938, 1939 /// HALFBACK
HOMETOWN: SCARBRO, W.VA.

Renowned for his blocking and running skills, George "Bad News" Cafego also played safety and quarterback. On special teams, he returned kicks and punts while also handling the punting duties. In his career, Cafego rushed for 1,589 yards and threw for 550 yards.

The Vols got their first major bowl win, 17-0 over Oklahoma in the Orange Bowl, with Cafego in the backfield. The 1938 team finished 11-0 and Cafego was SEC Player of the Year. The 1939 squad shut out all of its opponents during the regular season before losing to Southern California in the Rose Bowl with Cafego sidelined by injury.



BOB SUFFRIDGE

1938, 1939, 1940 /// GUARD
HOMETOWN: KNOXVILLE

Bob Suffridge is the Vols' only three-time All-American, earning the honors from 1938-40. UT collected a perfect 30-0 record during his career.

His sophomore year, the speedy Suffridge anchored a dominant line that paved the way to an 11-0 finish. The 1939 season saw Suffridge help lead Tennessee to another undefeated regular season, one in which the Vols' defense did not allow a single point. Suffridge's blocking and tackling helped pave the way for a third consecutive undefeated regular season and a third consecutive SEC title his senior year.



ED MOLINSKI

1939, 1940 /// GUARD
HOMETOWN: MASSILLON, OHIO

During the days of the two-way player, Ed Molinski set the standard for linemen. The 1939 team is the one that perhaps is remembered best. The Molinski-led defensive line set records galore for holding teams at bay, including the fewest yards allowed (1,023), lowest average per play allowed (2.2 yards) and lowest average per game allowed (103.3 yards). That team also did not allow a single point, a modern NCAA record.

Molinski was named All-America in 1939 and 1940. Tennessee teams were a combined 31-2 with Molinski in the trenches, and the Vols finished first or tied for first in the SEC each year.



ABE SHIRES

1939 /// TACKLE
HOMETOWN: ALDERSON, W.VA.

Tackle Abe Shires earned his share of glory as a member of the best lines ever at Tennessee. Shires earned All-America status his junior year of 1939 by paving the road for the legendary backfield of Bob Foxx, Leonard Coffman, George Cafego and Sam Bartholomew. Shires was part of the unprecedented and unparalleled three-year stretch in which the Vols went undefeated in three consecutive regular seasons. His blocking and tackling helped Tennessee to outscore its opponents 837-75 and be crowned SEC champions 1938, 1939 and 1940.




BOB FOXX

1940 /// HALFBACK
HOMETOWN: KNOXVILLE

Bob Foxx manned the backfield during Robert R. Neyland's second stint as coach of the Vols and earned All-America status his senior year of 1940.

Foxx was part of three consecutive SEC championship teams from 1938-40. Tennessee was crowned national champion in 1938 and 1940. Throughout Foxx's three-year career, he led the rushing attack that allowed the Vols to go unbeaten and untied in each regular season. The 1938 season was the year in which Tennessee held its opponents scoreless during the regular season. Foxx was voted Knoxville's greatest athlete of the first half-century by the Knoxville Journal readers.



BOB DOBELSTEIN

1944 /// GUARD
HOMETOWN: BRIDGEPORT, CONN.

Manning the offensive and defensive lines after World War II was Bob Dobelstein at right guard, earning All-America honors as a junior in 1944. It was also the year he served as captain of the team, the only junior to do so until the 2003 season.

Dobelstein helped lead the Vols to a 7-1-1 record in 1944, completing an unbeaten regular season before losing to Southern California in the Rose Bowl. Tennessee went 8-1 the following year to set the table for an SEC title run the year after Dobelstein departed.




DICK HUFFMAN

1946 /// TACKLE
HOMETOWN: CHARLESTON, W.VA.

Dick Huffman played right tackle on the 1942 Vols before returning to Tennessee in 1946 for a position at left tackle. He was All-America after the four-year break from football.

With Huffman on the line, the Vols made a full return to prominence in the South, winning the 1946 SEC championship behind a 9-2 record. Huffman and the defensive line held five opponents to seven points or less, collecting two shutouts in the closing years of the two-way player. Huffman was one of only two players to earn All-America honors in six seasons following World War II.



TED DAFFER

1950, 1951 /// GUARD
HOMETOWN: NORFOLK, VA.

Guard Ted Daffer locked down the middle of the defensive line during a dominant time for Tennessee football. He was the only two-time All-America from the 1950 or 1951 squads.

He helped Tennessee to an 11-1 record and a national championship from one poll in 1950, losing only the second game of the season to Mississippi State. Daffer returned the following season to help the squad become consensus national champions in 1951, going undefeated in the regular season before losing in the Sugar Bowl.



BUD SHERROD

1950 /// END
HOMETOWN: KNOXVILLE

Bud Sherrod was an All-America defensive end on the 1950 Vols' squad that went 11-1 and earned a national title from one poll. Many believed it was an even better squad than the 1951 consensus national champions.

The quick Sherrod made for an extreme terror on the defensive line in contrast to his approximate 6-foot, 185-pound size. The two-time All-SEC selection helped the Vols shut down the Texas offense and hold on to a 20-14 win in the 1951 Cotton Bowl to cap the season. It was Tennessee's first bowl win in eight years.






HANK LAURICELLA

1951 /// HALFBACK
HOMETOWN: HARAHAAN, LA.

Hank Lauricella was "Mr. Everything" during one of the most prominent stretches in UT football history. In the 1951 Cotton Bowl against Texas, Lauricella set up Tennessee's first score with a 75-yard run - perhaps the most memorable run in school history. The next season he was named All-SEC and All-America, averaging a school-record 7.9 yards per carry in leading the Vols to a 10-0 regular season. Lauricella finished second in Heisman Trophy voting and Tennessee was named national champion prior to its Sugar Bowl appearance.




JOHN MICHELS

1952 /// GUARD
HOMETOWN: PHILADELPHIA, PA.

John Michels was the "best blocking guard in the United States," Gen. Robert R. Neyland once said. Michels guided the 1951 Vols to their first consensus national championship. Tennessee rushed for 3,068 yards, scored 40 touchdowns on the ground and rushed for 306.8 yards per game - all school records.

He was an All-SEC selection in 1951 and received both all-conference and All-America accolades in 1952. During Michels' senior season, he was awarded the Jacobs Trophy given to the SEC's best blocker. He is one of the 13 Vols to win the award all-time.



DARRIS MCCORD

1954 /// TACKLE
HOMETOWN: FRANKLIN

Darris McCord captained the 1954 squad that went 4-6 under second-year coach Harvey Robinson. The tackle played on both the offensive and defensive lines after Robinson switched back to the old two-way player system.

Robinson looked for leadership from McCord, and found it in a steady blocker on the offensive end and a brute tackler in contrast. His hard work and grit earned him All-America status from the Football Writers Association of America in 1954 before embarking on a professional career.




BILL PEARMAN

1951 /// TACKLE
HOMETOWN: CHARLOTTE, N.C.

Bill Pearman was one of three All-America selections from Tennessee's 1951 consensus national championship season.

The two-year starter's position at right defensive tackle helped the Vols hold their opponents to 116 points on the season. Tennessee's defense pitched five shutouts in 10 games during the undefeated regular season and helped the Vols hold a No. 1 ranking for six weeks of the year heading into the Sugar Bowl.

Tennessee was a combined 33-9-1 with Pearman in uniform, 28 of those wins coming in the final three years of his career.




DOUG ATKINS

1952 /// END
HOMETOWN: HUMBOLDT

Doug Atkins is considered by many to be the greatest defensive lineman in football history.

Atkins was named All-SEC his last two years with the Vols, in addition to being named All-America in 1952. The Vols went 29-4-1 and were crowned national champions in 1951 with Atkins on defense. After wreaking havoc at Tennessee, Atkins went on to play professionally with Cleveland, Chicago and New Orleans, spending 12 seasons with the Bears.

He was the first Tennessee player to ever be voted into both the College Football Hall of Fame (inducted 1985) and the Professional Football Hall of Fame (inducted 1982).




JOHNNY MAJORS

1956 /// TAILBACK
HOMETOWN: HUNTLAND

Johnny Majors was awarded his second SEC Player of the Year honor in 1956. His domination on the gridiron as the UT shot-caller was unparalleled in the South, earning him unanimous All-America selections. The national attention Majors received resulted in his finishing second on the Heisman Trophy ballot.

He collected 1,622 yards on the ground and threw for 1,135 yards, scoring 16 touchdowns in all during his career. With his leg, he booted 83 punts for a 39.1-yard average. He also returned 36 punts for 438 yards and ran back 15 kickoffs for 344 yards.



KYLE "BUDDY" CRUZE

1956 /// WIDE RECEIVER
HOMETOWN: KNOXVILLE

Kyle "Buddy" Cruze re-established the wide receiver at Tennessee as coach Bowden Wyatt reconstructed the Vols' program with a 10-1 season - undefeated in the regular season - and an SEC title.

Cruze was just the second receiver to reach double figures in receptions in Tennessee history when he caught 12 balls his junior year for 232 yards and a 19.3-yard average. In 1956, he became the first Tennessee receiver to catch 20 passes and the first to top 300 yards, finishing with 357 to receive All-America status.




BILL JOHNSON

1957 /// GUARD
HOMETOWN: SPARTA

Bill Johnson helped usher in the Bowden Wyatt coaching era with three consecutive winning seasons and an SEC championship.

After a 6-3-1 season, Johnson was Wyatt's starting guard in 1956 and 1957. The lineman pushed Tennessee to the national spotlight his junior season as the Vols finished with an undefeated regular season and won the SEC as the nation's second-ranked team.

But the next year, Johnson earned national notoriety himself when he was given All-America status. On the defensive side, Johnson helped hold Tennessee opponents to 109 pass attempts for just 501 yards on the season, both school records.



STEVE DeLONG

1963, 1964 /// GUARD
HOMETOWN: NORFOLK, VA.

Steve DeLong made a name for himself through his toughness on the line. His junior year at Tennessee, he received All-SEC and All-America honors. The 1964 season, however, was DeLong's best.

He repeated as All-SEC and All-America his senior year as captain of the team and his work in the trenches led to winning the Outland Trophy as the nation's most outstanding interior lineman.



FRANK EMANUEL

1965 /// LINEBACKER
HOMETOWN: NEWPORT NEWS, VA.

Continuing the tradition of stout linebackers, Frank Emanuel fulfilled the role valiantly for two years under coach Doug Dickey, earning All-America status his senior year of 1965.

Emanuel started his junior and senior seasons, Dickey's first two years commanding the Vols in which he eliminated the two-way player. That's when Emanuel flourished as the Vols went 8-1-2 and beat Tulsa in the Bluebonnet Bowl. Tennessee's defense allowed only 98 points that season. The Vols haven't held their opponents to fewer points in a season since. In eight of the 11 games, Emanuel and the Vols held their opponent to a touchdown or less.



PAUL NAUMOFF

1966 /// LINEBACKER
HOMETOWN: COLUMBUS, OHIO

Paul Naumoff earned All-America honors his senior year of 1966 after moving from defensive end to linebacker under coach Doug Dickey. He entered the season as a favorite for national notoriety on the line, but volunteered to change positions after linebacker Tom Fisher's sudden death earlier in the year.

Helping the Vols to consecutive eight-win seasons, Naumoff is best remembered for tackling Syracuse's Larry Csonka in the 1966 Gator Bowl to keep the superstar from scoring and preserving Tennessee's 18-12 win.



AUSTIN DENNEY

1966 /// TIGHT END
HOMETOWN: NASHVILLE

Austin Denney set the standard for today's Tennessee tight end with his versatility, speed and fight. But he wasn't always a tight end.

Denney moved from fullback to the line his junior year partly because of his 6-foot-2, 227-pound body. He established the position as another offensive threat for the Vols. By the end of his senior year in 1966, the co-captain was All-SEC and All-American after catching 21 passes for 264 yards. His seven touchdowns were even more impressive as the big man led the team in scoring. Denney caught nine scores in his career to set a new school record at the time.




RON WIDBY

1966 /// PUNTER
HOMETOWN: KNOXVILLE

Ron Widby wasn't just a punter for the Vols' gridiron squad. He also lettered in football, basketball, baseball and golf. But football was where he earned All-America status his senior year of 1966.

Widby punted merely 38 times his senior year for 2,104 yards. His average of 43.8 yards secured his spot as the NCAA statistical champion. He punted 142 times in his three-year career for 6,002 yards. He averaged 42.3 yards per kick for his career.




ALBERT DORSEY

1967 /// DEFENSIVE BACK
HOMETOWN: TAMPA, FLA.

Albert Dorsey roamed the defensive backfield for the Vols as a starter in 1967, the year Tennessee went 9-2 and won the SEC championship as the second-ranked team in the nation.

That was the same year Dorsey was named an All-American for his defensive performances. Among his greatest was the 1967 version of the Third Saturday in October. Tennessee entered the game in Birmingham with their first national ranking of the season at seventh, while Alabama was sixth. Dorsey picked off three passes that afternoon in leading the Vols to a 24-13 win.




CHARLES ROSENFELDER

1968 /// GUARD
HOMETOWN: HUMBOLDT

Charles Rosenfelder was a regular with the Vols' offensive front and started all three years on the varsity squad.

As a freshman in 1965, Rosenfelder made the All-SEC freshman team and carried his successes as a blocker to the varsity level. He earned a consensus All-America selection his senior year of 1968 by becoming the backbone of an offensive line that had lost four starters from the previous season. His line leadership resulted in tailback Richard Pickens rushing for 736 yards in 1968, the most for a Tennessee back since Hank Lauricella in 1951.




BOB JOHNSON

1966, 1967 /// CENTER
HOMETOWN: CLEVELAND

Bob Johnson left UT as one of the most decorated athletes in school history. Doug Dickey's first recruit struggled making snaps his sophomore year after moving over from the tackle position, but rebounded to garner All-America status in 1966.

As captain of the 1967 Vols, Johnson lived up to his preseason hype by earning his second All-SEC and All-America nods with unanimous votes. Johnson was awarded the Jacobs Trophy, given to the SEC's best blocker, and the Birmingham Touchdown Club named him the SEC's Most Outstanding Lineman. In addition, Johnson finished sixth in the Heisman voting as a center.



RICHMOND FLOWERS

1967 /// WINGBACK
HOMETOWN: MONTGOMERY, ALA.

The versatile Richmond Flowers was one of the most exciting athletes to come to Tennessee, and left with the same title.

He garnered All-America honors his junior season of 1967 as wingback for the Vols. He only carried the ball 10 times for 24 yards, but led Tennessee with 41 receptions for 585 yards and four touchdowns before returning as tailback as a senior. His junior year was also his best at returning kicks with 173 total yards. Flowers finished with a career average of 21.6 yards on kickoff returns.

A track star, Flowers won one NCAA title and six SEC championships.



STEVE KINER

1968, 1969 /// LINEBACKER
HOMETOWN: TAMPA, FLA.

Steve Kiner's outstanding play at linebacker fits the tradition UT holds for the position. And while playing for the Vols, Kiner developed a tradition of his own: domination on the field.

His junior and senior seasons, Kiner took the nation by storm. He was named All-SEC and All-America in 1968 and 1969, making him Doug Dickey's first player to twice earn consensus recognition.

Kiner was SEC Defensive Player of the Year thanks in part to Tennessee's 41-14 victory over Alabama in 1969. The linebacker had five sacks, 11 tackles with five assists, four quarterback hurries, an interception and a forced fumble.



JIM WEATHERFORD

1968 /// DEFENSIVE BACK
HOMETOWN: DALTON, GA.

It was the year between Doug Dickey's two SEC championships and the first season played on Neyland Stadium's artificial turf that Jim Weatherford earned All-America honors.

Weatherford was one of the six Vols on the 1968 squad who would be named All-Americans during their careers. A defensive back, Weatherford helped the Tennessee defense post two shutouts and hold three other opponents to just a touchdown as the Vols went 8-2-1 on the year. The two-year starter was part of the initial stages of Tennessee's dominant defensive era.




CHIP KELL

1969, 1970 /// GUARD
HOMETOWN: DECATUR, GA.

Chip Kell set the standard for blocking guards at Tennessee by becoming a two-time All-American, a two-time Jacobs Trophy winner for being the SEC's best blocker and a three-time All-SEC member.

Kell manned the line that allowed Curt Watson to pace the Vols three straight years, including an 807-yard season in the 1969 SEC title year. In 1970, Kell helped block for the Vols to run for 2,365 yards, the most since 1951. Kell's protection allowed the Vols to pass for 1,996 yards, the most in school history at that time. The Vols had eight 100-yard rushing games during Kell's junior and senior seasons.




JACK REYNOLDS

1969 /// LINEBACKER
HOMETOWN: CINCINNATI

When Jack Reynolds made the move from fullback to linebacker his sophomore year, he became an instant success for the Vols. That success was proven his senior year of 1969 when, he received All-SEC and All-America honors.

"Hacksaw," as he was known during his tenure on The Hill, combined with fellow linebacker Steve Kiner to sow the seeds of the infamous 1970 defense that picked off 36 passes. But Reynolds' final year was a special one too, with the defense collecting 30 interceptions.



JACKIE WALKER

1970, 1971 /// LINEBACKER
HOMETOWN: KNOXVILLE

Jackie Walker refined the role of linebacker at Tennessee, turning it into a hard-hitting, yet sleek, position with his small body and skillful tactics.

Walker was a two-time All-American for the Vols his junior and senior years. In 1970, UT's daunting defense collected 36 interceptions for a seemingly untouchable school record. Walker led the Vols with 82 tackles and 42 assists.

He finished his career with 11 interceptions, more than anyone who wasn't a defensive back during his time. He returned those picks for 281 yards and five touchdowns.




BOBBY MAJORS

1971 /// DEFENSIVE BACK
HOMETOWN: SEWANEE

Bobby Majors could do everything in a football uniform. Majors returned punts all three years of his varsity career, setting school records for career punt returns with 117 and career punt return yardage with 1,163. He also returned kickoffs his All-American year with a 30.1-yard average, the third highest in the program's history. Majors completed his special teams threat by punting for the Vols in 1970 and 1971.

But the defensive backfield was where Majors flourished. His set the school record with 10 interceptions in 1970.



CONRAD GRAHAM

1972 /// DEFENSIVE BACK
HOMETOWN: WINSTON-SALEM, N.C.

Conrad Graham was a three-year starter in Tennessee's secondary during a time which the Vols boasted one of the best pass-coverage defenses in history. Three of the defensive backfield members earned All-America status, including Graham.


Graham left Tennessee third on the career pass interceptions list with 15. He collected 293 return yards in his three years and scored three touchdowns off turnovers. Graham led the Vols his junior and senior years in interceptions. His All-America year of 1972 saw him pick off seven passes, ranking him fifth on the season pass interceptions list when his career was over.



RICKY TOWNSEND
1972, 1973 /// PLACEKICKER
HOMETOWN: DALTON, GA.

Ricky Townsend's foot propelled him to All-America status his sophomore and junior seasons after he became the Vols' first barefoot placekicker. "Coach (Bill) Battle happened to be watching and he said I was kicking better barefooted, so I've done it that way ever since," Townsend once said.

Townsend, a former quarterback and linebacker turned kicker, kicked 33 field goals and 72 extra points in his career for a total of 171 points. His 60 points in 1973 led the Vols in scoring. He also handled kickoff duties, booting long bombs consistently during his tenure.



EDDIE BROWN
1973 /// DEFENSIVE BACK
HOMETOWN: GUILD

Eddie Brown earned All-America status in 1973 thanks to his awareness as a defensive back and his elusive punt return ability.

Brown collected five picks his last year at Tennessee for 105 return yards to lead the team. The captain was a machine against Kansas. Brown intercepted a pass and returned it 74 yards before being brought down, had his teeth knocked out while blocking a field goal, had consistently long punt returns and played a vital role in stopping a two-point conversion to preserve the Tennessee victory.




ROLAND JAMES
1979 /// DEFENSIVE BACK
HOMETOWN: JAMESTOWN, OHIO

Roland James was an All-America his senior year at Tennessee, concluding a special career for the intelligent and tough defensive back who played with a broken nose his sophomore year and broken thumb as a junior.

James spread the wealth during his career rather than exploding in one single season. His freshman year, he totaled 131 total tackles. As a junior, James had seven picks, including a 90-yard touchdown return against Mississippi that ranked third on Tennessee's longest return list at the time.

His senior year cumulated with the All-America nod and his second consecutive All-SEC choice.



JAMIE ROTELLA
1972 /// LINEBACKER
HOMETOWN: VERONA, N.J.

Jamie Rotella became the sixth Tennessee linebacker to earn All-America status in seven years his senior year of 1972 despite his name missing on preseason predictions. Nobody predicted the greatness of his tackling ability.

After making 112 tackles as a sophomore and 111 as a junior, Rotella dominated on the defensive side his senior year and collected 190 total tackles at linebacker. His 413 career tackles were good enough to destroy the school record, although it has since been broken. However, Rotella earned his total in just three years of varsity play. He topped the single-season Tennessee list of tackle assists with 90 in 1972.



LARRY SEIVERS
1975, 1976 /// WIDE RECEIVER
HOMETOWN: CLINTON

Larry Seivers became one of Tennessee's first consistent receiving threats and finished as the best of his era after leading the Vols in pass-catching yardage all three of his years on the varsity squad.


Seivers totaled 347 yards as a sophomore, but exploded in 1975 for 840 yards on 41 receptions. It was the first time any Tennessee receiver topped the 800-yard mark in a season, earning him All-America honors. The following year, Seivers caught 51 passes for 737 yards and was again named All-America.



WILLIE GAULT
1982 /// WIDE RECEIVER
HOMETOWN: GRIFFIN, GA.

Willie Gault was in a class of his own, and his performances spoke for themselves. The speedy receiver earned All-America honors his senior year after hauling in 50 receptions for 668 yards.

Gault, also a prolific hurdler and sprinter, finished his career with the Vols holding 12 school records in football and three in track and field. Half of his football records were SEC records as well. He had more total yards in kickoff returns (1,854) than in receiving (1,482) and returned five kickoffs for touchdowns in his career.




JIMMY COLQUITT

1982, 1983 /// PUNTER
HOMETOWN: KNOXVILLE

Jimmy Colquitt's name is written all across Tennessee's punting record books. And with that came consecutive All-America nods his sophomore and junior seasons.

Colquitt concluded his career holding marks in career average at 43.9 yards, single-game punting average at 53 yards and season average at 46.9. He surpassed his uncle and former Vols punter Craig Colquitt in each category.

Colquitt achieved the whopping average his sophomore year when he was ranked second in the nation in average. Colquitt never averaged below 42 yards per kick.



REGGIE WHITE

1983 /// DEFENSIVE TACKLE
HOMETOWN: CHATTANOOGA

In his four years with the Vols, Reggie White collected a school-record 32 sacks in establishing himself as the most prolific pass rusher in Tennessee history.

The 1983 team captain drew little publicity until the sixth game of his senior year. By then, his domination was evident. He collected 100 tackles on the season, 72 of them unassisted, and set the school-record with 15 sacks for the year. White's senior campaign earned him All-SEC and consensus All-America honors.




BILL MAYO

1984 /// GUARD
HOMETOWN: DALTON, GA.

Bill Mayo's consistency is what kept him on the field, but his play put him with the All-Americans.

A four-year starter for the Vols, he was the only returning starter entering the 1984 season. Despite battling injuries all year, he opened holes for Johnny Jones to run 1,290 yards on the season. Mayo's name was secure on All-SEC and All-America lists.

Mayo finished his career with more starts than any Tennessee player, starting 46 of his 47 games. The record has since been broken, but Mayo remains Tennessee's Mr. Consistency.




TIM MCGEE

1985 /// WIDE RECEIVER
HOMETOWN: CLEVELAND, OHIO

Tim McGee earned All-America honors his senior year with the Vols by becoming Tennessee's greatest pass catcher. He caught 50 balls for 947 yards and seven touchdowns while leading the Vols to the 1985 SEC title.

McGee finished his career with 123 catches for 2,042 yards and 15 touchdowns, all Tennessee records at the time. He was the Vols' leading receiver his final two seasons on The Hill, setting a single-season record for receptions with 54 his junior year, a record that has since been broken.



CHRIS WHITE

1985 /// DEFENSIVE BACK
HOMETOWN: CLEVELAND, TENN.

Chris White had one opportunity and made the most of it.

As a fifth-year senior in 1985, White made his first career start in the season opener against UCLA as an injury replacement. Three interceptions later, White had secured his place as the Vols' starter the rest of the season. He had nine interceptions to lead the NCAA. White ended with 62 tackles and three fumble recoveries.

His place in the Tennessee secondary that Cinderella season earned him All-America honors as the Vols went on to become SEC champions and defeat Miami in the Sugar Bowl for a 9-1-2 finish.




HARRY GALBREATH

1987 /// GUARD
HOMETOWN: CLARKSVILLE

Harry Galbreath was the most dominating and aggressive run blocker Johnny Majors ever coached, according to Tennessee's former mentor. Perhaps that's what earned him All-America status his senior year of 1987.

In his final year with the Vols, Galbreath won the Jacobs Trophy given to the SEC's best blocker. He laid the road for Reggie Cobb's freshman campaign of 1,197 yards on 237 attempts. Galbreath appeared in every game of his four-year stint, including three years as a starter.




KEITH DeLONG

1988 /// LINEBACKER
HOMETOWN: LAWRENCE, KAN.

According to his coach, Johnny Majors, "they don't come any finer as a college performer than Keith DeLong." DeLong proved as much his senior year, his second consecutive season of leading the Vols in tackles – he had 159 as a senior and 125 as a junior.

Despite the Vols finishing 5-6 in 1988, DeLong earned All-America status and was a finalist for the Butkus Award given annually to the nation's best collegiate linebacker.




ANTONE DAVIS

1990 /// TACKLE
HOMETOWN: FORT VALLEY, GA.

Manning the outside of a highly touted offensive line, Antone Davis was rewarded for his time in the trenches, receiving All-America status his senior year. He was also given the Jacob's Trophy as the SEC's top blocker in 1990.

Davis helped create the holes for tailback Tony Thompson in 1990, allowing Thompson to rush 248 yards against Mississippi State and 236 against Vanderbilt. Thompson went on to gain 1,261 yards on the season thanks to Davis and the line.




CARL PICKENS

1991 /// WIDE RECEIVER
HOMETOWN: MURPHY, N.C.

Carl Pickens was a staple in the Vols' offense during his three years and earned national recognition his junior year with an All-America nod in 1991.

Pickens caught 49 balls for 817 yards his junior year for an average of 17.9 yards per catch. His 79.73 receiving yards per game led the SEC. Quarterback Andy Kelly hooked up with Pickens for an 87-yard touchdown against Auburn for what was the longest pass play in school history at the time. His numbers the previous year, however, were even better when he had 53 catches for 917 yards. He led the Vols both seasons in receptions and yards.



ERIC STILL

1989 /// GUARD
HOMETOWN: GERMANTOWN

Eric Still was a bulldozer on the offensive line for the Vols and helped push the pile for Tennessee to set a school record at the time for total yards per game with an average of 408.5 in 1989. The Vols rushed for 2,701 yards behind the Still's blocking, the most since the national championship season of 1951.

Still was awarded the Jacobs Trophy for the SEC's top blocker and played in two all-star games. In the classroom, he made Academic All-SEC all four years.



DALE CARTER

1990, 1991 /// DEFENSIVE BACK
HOMETOWN: OXFORD, GA.

Dale Carter came to Tennessee to be a playmaker, and he did just that. In two seasons with the Vols, Carter earned All-America status each year and garnered national recognition as a sticky defensive back and an explosive kick return man.

It was his kick-return capabilities that sealed his All-America status in 1990. He led the nation with 507 yards on 17 returns for an average of 29.82 yards per return. He also returned 29 punts for 381 yards, a 13.1-yard average.



JOHN BECKSVOORT

1993 /// PLACEKICKER
HOMETOWN: CHATTANOOGA

John Becksvoort was automatic for Tennessee as a four-year starter, earning All-America status his junior year and setting records with his unique kicking style.

It was his junior year of 1993 when Becksvoort hit 59-of-59 extra-point attempts to set Southeastern Conference and Tennessee records. He also led the league in scoring with 95 points. Becksvoort wrapped up his career as one of Tennessee's most accurate kickers. He was a perfect 161-of-161 on extra-point attempts, setting an NCAA record.




LEONARD LITTLE

1997 /// DEFENSIVE END
HOMETOWN: ASHEVILLE, N.C.

A middle linebacker and defensive end, Leonard Little earned a reputation for his hard hits and quarterback sacks.

Little earned All-America status his senior year of 1997 and was named the Associated Press' Co-Defensive Player of the Year in the SEC. He had a team-leading 87 tackles and collected 8.5 quarterback sacks in leading the Vols to the 1997 SEC championship.

He finished ranked second to Reggie White on the all-time sack list with 28, which included 11 his sophomore year. Little had 10 multi-sack games in his three-year career. He also placed second on the career list of quarterback pressures with 42.



PEYTON MANNING

1997 /// QUARTERBACK
HOMETOWN: NEW ORLEANS, L.A.

Peyton Manning's legend will never die. He finished his illustrious career holding 42 NCAA, SEC and Tennessee records. He won the Maxwell Award as the nation's most outstanding player, the Davey O'Brien National Quarterback Award, the Johnny Unitas Golden Arm Award and Player of the Year honors his senior season, securing his All-America status in 1997.

The quarterback became the fourth in NCAA history to pass for 11,000 yards and threw for more than 300 yards in 18 games.




AL WILSON

1998 /// LINEBACKER
HOMETOWN: JACKSON

Al Wilson just might have been one of the greatest linebackers in Tennessee history, and his leadership was even more special, acting like a quarterback for the defense.

He was the Vols' only All-America selection from the 1998 undefeated national championship team. The captain ranked third on the team that year with 77 tackles despite missing the three games to injury, the first since he was a freshman. His highlight was a 12-tackle performance against Florida in which he set a school record with three caused fumbles.




COSEY COLEMAN

1999 /// GUARD
HOMETOWN: CLARKSTON, GA.

Cosey Coleman earned All-America status his junior year after starting 30 consecutive games at right guard in a three-year span. His 6-foot-5, 315-pound frame helped pave the way for tailbacks Jamal Lewis and Travis Henry in 1999 as the two rushed for 816 and 790 yards, respectively.

During Coleman's career on the line, Tennessee rushed for more than 200 yards 11 times and had a 100-yard rusher 19 times when he started at guard. He was part of an SEC title in 1997 and both conference and national championships in 1998.




DEON GRANT

1999 /// DEFENSIVE BACK
HOMETOWN: AUGUSTA, GA.

Deon Grant tied for the NCAA lead in 1999 with nine interceptions for 167 return yards, propelling him to All-America status his junior year. Grant finished the year with 69 tackles and eight pass breakups. He also had two picks in three different games.

Grant left Tennessee after his junior year to go to the NFL, but left his mark as one of the Vols' all-time great defensive backs. His nine picks in 1999 tied him for second on the single-season interception chart, and he stood fifth on the career list with 14.




RAYNOCH THOMPSON

1999 /// LINEBACKER
HOMETOWN: NEW ORLEANS

Raynoch Thompson dominated the defensive side during his time at Tennessee and earned All-America honors his senior year, one year following the 1998 national championship.

Thompson followed his 10 tackles for loss in 1998 by leading the Vols with 87 tackles in 1999 while also totaling seven tackles for loss and three interceptions. He was one of four finalists for the Butkus Award and played in the Delchamps Senior Bowl. The stout tackler started in every game he played on The Hill, totaling 36 in his career.






JOHN HENDERSON

2000, 2001 /// DEF. TACKLE
HOMETOWN: NASHVILLE

John Henderson earned back-to-back All-America honors his junior and senior seasons by exploding off the defensive line.

His junior year - the year Tennessee set a school record for fewest rushing yards allowed with 817 - he won the Outland Trophy, was a Bronko Nagurski Trophy finalist and received SEC Defensive Player of the Year honors. His 12 sacks ranked third on Tennessee's single-season list. He also caused four fumbles and recovered three. He was an Outland finalist and a Lombardi Award semifinalist in 2001 despite a lingering ankle injury.




DUSTIN COLQUITT

2003 /// PUNTER
HOMETOWN: KNOXVILLE

Continuing a family tradition of punting for the Vols, Dustin Colquitt became the third member of his family to do so.

Colquitt earned an All-America selection in 2003 and was a Ray Guy Award finalist for the second consecutive year. Colquitt's 45.9-yard average ranked first in the SEC and fourth nationally, partly due to booming 18 punts for 50 yards or more.

Accuracy was another trait, as Colquitt strategically placed 19 punts inside opponents' 20-yard line, nine of which were inside the 10 and five inside the 5.




JESSE MAHELONA

2004 /// DEFENSIVE TACKLE
HOMETOWN: KAILUA-KONA,
HAWAII

Junior college transfer Jesse Mahelona burst onto the Tennessee football scene in a big way in 2004 being named All-America.

Showing an uncanny ability to disrupt opponent offenses, Mahelona had 18.5 tackles for loss to finish sixth on UT's season TFL chart. He is second on Tennessee ball-carrier loss charts with 13.5.

Mahelona recorded multiple sacks in six games in 2004 and had five in an impressive outing against Notre Dame Nov. 6. He was a second team All-SEC selection as named by Associated Press and the league coaches.




TRAVIS STEPHENS

2001 /// TAILBACK
HOMETOWN: CLARKSVILLE

Travis Stephens rose to the occasion his 2001 senior year at Tennessee, becoming the Vols' first All-America tailback since Johnny Majors.

Stephens blasted for 1,464 yards his final year on The Hill. It was the most yards any back had gained in a single season at Tennessee. He also set the record for season attempts with 291 and tied the single-game record with 41 attempts against Arkansas. Stephens topped the 200-yard mark twice and collected more than 100 yards in five other games.




KEVIN BURNETT

2004 /// LINEBACKER
HOMETOWN: CARSON, CALIF.

The leader of the 2005 SBC Cotton Bowl championship squad, Kevin Burnett made his final season his best.

He was elected team co-captain for the second consecutive year and was named a first-team All-American and All-SEC selection. He ranked second on the team with 120 tackles and third in the SEC with 9.2 tackles per game.

He had a fast start to the 2004 season with eight tackles and a fumble recovery in the win over UNLV. He was named SEC Defensive Player of the Week honors after he set a new career-high with 16 tackles in a 30-28 win over Florida. He led the Vols with six tackles against Texas A&M in the 2005 SBC Cotton Bowl.



MICHAEL MUNOZ

2004 /// OFFENSIVE TACKLE
HOMETOWN: MASON, OHIO

Michael Munoz became one of Tennessee's most decorated Vols in his four seasons on Rocky Top. He earned consensus All-America honors in 2004 after posting 55 intimidation blocks in just nine games played due to injury.

He started 46 games in his career and was twice elected a team captain. In 2003, he and teammate Kevin Burnett were named the first junior captains in 59 years.

Off the field, he was a 2004 National Football Foundation Scholar-Athlete and earned the Draddy Trophy as the nation's top scholar-athlete. He was also a three-time SEC Academic Honor Roll selection.



ROBERT MEACHEM

2006 /// WIDE RECEIVER
HOMETOWN: TULSA, OKLA.

Robert Meachem made the most of his one season as a Tennessee starter, setting a school record for receiving yards in a season and earning All-America honors from three different publications. He caught 71 passes for 1,298 yards in 2006 and finished the season leading the SEC in receiving yards per game with 99.8.

He is only one of six Volunteers to top the 2,000-yard mark in his career. He ranked fourth all-time in receiving yardage (2,140), fifth in receptions (125) and fifth in receiving touchdowns (17) when he left Rocky Top for the NFL in 2006.



ARRON SEARS

2006 /// OFFENSIVE TACKLE
HOMETOWN: RUSSELLVILLE, ALA.

One of the most versatile linemen in Tennessee history, Arron Sears started a total of 37 games in his career at four different positions on the offensive line.

Named an All-American by four different publications in 2006, he was also elected team co-captain and named All-SEC for the second-consecutive year. He posted 71 knock-down blocks during the season and was named SEC Offensive Lineman of the Week after the Marshall game.

He started at least one game at three different positions on the offensive line and played significant snaps at every spot but center.




DANIEL LINCOLN

2007 /// PLACEKICKER
HOMETOWN: OCALA, FLA.

Daniel Lincoln wasted little time in making his mark on Tennessee football. He earned All-America honors from the Football Writers Association of America in 2007, his freshman season on Rocky Top.

During the 2007 campaign, the Ocala, Fla., native made 21-of-28 field goal attempts and scored 112 points, which was a school record for points in a season for a kicker and the third-most points in a season overall. His 21 field goals made and 112 points were also school freshman records.



ERIC BERRY

2008, 2009 /// DEFENSIVE BACK
HOMETOWN: FAIRBURN, GA.

It didn't take Eric Berry long to put his name among the all-time Tennessee greats, earning consensus All-America honors in both his sophomore and junior seasons. Berry tied for the national lead in interceptions with seven and set school and SEC records for interception return yards in a season (265, set in 2008) and in a career (494). He finished third on the team with 72 tackles and posted 8.5 tackles for loss and three sacks as well in his sophomore campaign.

In 2009, Berry added the Jim Thorpe Award to his resume and was a finalist for the Nagurski and Lott trophies. He was National Defensive Player of the Week twice and was second on the team with 87 tackles.

ALL-AMERICAN FACTS

- Tennessee has had a total of 74 individual All-America selections, who have been recognized a total of 90 times.
- Tennessee has had one three-time All-America selection, guard Bob Suftridge, chosen in 1938, 1939 and 1940. Fourteen (14) other Vols have earned All-America honors twice during their careers.
- Thirty-five (35) Vols have earned consensus NCAA All-America honors.
- The most honorees in one year were four, in 1939 and 1966.
- The most consecutive years with All-America selections were 11 from 1963-73, a total of 25 selections in all.
- Tennessee has had one father-son combination All-America selection in Steve DeLong (1963-64) and Keith DeLong (1988). Tennessee has had one brother combination, Johnny Majors (1956) and Bobby Majors (1971), and one set of cousins, Jimmy Colquitt (1982, 83) and Dustin Colquitt (2003).
- Two of Tennessee's All-Americans later became head coaches at their alma mater: Bowden Wyatt (1938) in 1955 and Johnny Majors (1956) in 1977.
- Three of Tennessee's All-America selections made All-America in other sports. All-America punter Ron Widby (1966) was a basketball All-America in 1967. Former Olympian and wide receiver Willie Gault (1982) was a track and field All-America in 1981-83. Richmond Flowers (1967) earned track and field All-America honors in 1968-69.
- All-America selections Bill Johnson (1957, Bob Johnson (1967), and Peyton Manning (1997) also earned Academic All-America honors the same season.

OTHER ALL-AMERICANS

▶ GUIDE TO THE LIST

The roster consists only those players who were second, third, fourth and honorable mention selections on one or more of the All-America teams selected for the national audience and received nationwide circulation. The legend below lists those teams recognized by the NCAA that were national media or organizations:

AAB — All America Board (1924-55); *AP* — Associated Press (1925-Present); *Camp* — Walter Camp Football Foundation (1967-Present); *CP* — Central Press (1963-70); *Coaches* — American Football Coaches Assn. (1945-Present); *FbN* — Football News (1963-2001); *FWAA* — Football Writers Assn. of America (1913-Present); *Gannett* — Gannett News Service; *INS* — International News Service (1913-57); *Lib*— Liberty Magazine (1924-41); *NWM* — Newsweek Magazine (1937-42); *NANA* — North American Newspaper Alliance (1927-37); *NEA* — Newspaper Enterprise Assn. (1924-73); *NY News* — New York Daily News; *TSN* — The Sporting News (1934-Present); *Rice* — Grantland Rice (1925-47); *Time* — Time Magazine; *UP* — United Press (1925-58); *UPI* — United Press International (1958-95); *Scripps* — Scripps Howard Newspapers; *NCAA* — NCAA Consensus (1889-Present).

1920s

Year	Name	Pos.	Award Organizations
1925	J.G. Lowe	E	3rd (AP)
1927	John Barnhill	G	2nd (AP)
	Elvin Butcher	C	2nd (DJW)
1929	Gene McEver	HB	2nd (AP, NYP), 3rd (WA)

1930s

Year	Name	Pos.	Award Organizations
1930	Robert Dodd	QB	2nd (AP, AAB, UP, CP)
1931	Herman Hickman	G	3rd (AP, NEA)
1932	Virgil Rayburn	E	2nd (NYS)
	Beattie Feathers	HB	3rd (AP, UP, INS)
1933	Tal Maples	C	3rd (CP)
	Deke Brackett	QB	2nd (CP)
	Beattie Feathers	HB	2nd (AP)
1936	Philip Dickens	B	3rd (AP)
1938	Bowden Wyatt	RE	2nd (AP)
	George Cafego	HB	2nd (AP)
1939	Ed Molinski	L	2nd (UP), 3rd (CP)
	Bob Suffridge	G	3rd (NEA)
	George Cafego	HB	2nd (CP, NEA)

1940s

Year	Name	Pos.	Award Organizations
1940	Abe Shires	T	3rd (CP)
	Ed Molinski	L	3rd (CP, UP)
	Bob Foxx	B	2nd (INS), 3rd (AP), 4th (CP)
1942	Al Hust	E	2nd (INS, NEA), 3rd (AP)
1944	Robert Dobelstein	G	3rd (AP)
1948	Jim Powell	E	3rd (NEA)
	Norman Meseroll	RT	3rd (AP)
1949	Bud Sherrod	DE	2nd (AP)

1950s

Year	Name	Pos.	Award Organizations
1950	Ted Daffer	DG	3rd (CP)
1951	John Michels	OG	3rd (UP)
	Pug Pearman	DL	2nd (UP), 3rd (CP)
	Ted Daffer	DG	2nd (AP, UP, CP)
1952	Andy Kozar	FB	2nd (AP)

1970s

Year	Name	Pos.	Award Organizations
1973	Eddie Brown	B	2nd (AP, UPI)
	Ricky Townsend	PK	2nd (NEA)
1975	Mickey Marvin	G	2nd (UPI)
1979	Roland James	B	2nd (AP)

1980s

Year	Name	Pos.	Award Organizations
1984	Bill Mayo	G	(Athlon)
	Fuad Reveiz	K	(Gannett)
	Johnnie Jones	RB	(Gannett)
1986	Harry Galbreath	OG	2nd (FbN), HM (AP)
	William Howard	RB	HM (AP)

	Dale Jones	OLB	HM (AP)
	Bruce Wilkerson	OT	HM (AP, UPI)
1987	Reggie Cobb	RB	HM (AP)
	Harry Galbreath	G	2nd (UPI, FbN, NEA), HM (AP)
1989	Eric Still	OG	2nd (FbN)

1990s

Year	Name	Pos.	Award Organizations
1990	Dale Carter	KR	2nd (AP), 3rd (FbN)
	Charles McRae	OT	3rd (FbN, AP)
1991	Carl Pickens	WR	2nd (AP, UPI)
1992	Todd Kelly	DE	2nd (CFW), 3rd (AP)
1993	John Becksvoort	K	HM (UPI)
	Heath Shuler	QB	2nd (AP, UPI, FbN)
1996	Joey Kent	WR	2nd (FbN, TSN)
	Leonard Little	DE	3rd (AP)
	Peyton Manning	QB	3rd (AP, FbN)
1997	Leonard Little	LB	2nd (AP)
1998	Al Wilson	LB	2nd (FbN)
	Raynoch Thompson	LB	3rd (AP)
1999	Raynoch Thompson	LB	2nd (WCFF)
	Deon Grant	DB	2nd (AP)

2000s

Year	Name	Pos.	Award Organizations
2000	John Henderson	DT	2nd (WCFF)
	Alex Walls	PK	2nd (WCFF)
	Alex Walls	PK	2nd (TSN, FbN), 3rd (AP)
2001	Travis Stephens	TB	2nd (WCFF, FbN, TSN)
	Fred Weary	OG	2nd (SI)
	Will Overstreet	DE	3rd (SI)
	Will Overstreet	DE	3rd (AP)
2002	Jason Witten	TE	4th (TSN)
	Jason Witten	TE	HM (SI)
2004	Jason Allen	DB	2nd (Rivals)
	Kevin Burnett	LB	2nd (AP, Rivals)
	Jason Allen	DB	3rd (AP)
	Michael Munoz	OT	2nd (WCFF)
2005	Jesse Mahelona	DT	2nd (Rivals), 3rd (AP)
2006	Jerod Mayo	LB	2nd (Rivals)
	Jonathan Hefney	DB	2nd (Rivals)
	Arron Sears	OT	2nd (AP, Rivals)
	Robert Meachem	WR	3rd (AP)
2007	Anthony Parker	OG	2nd (CBS, AP), 3rd (Rivals)
	Erik Ainge	QB	HM (Scout)
2009	Dan Williams	DT	3rd (AP)

2010s

Year	Name	Pos.	Award Organizations
2010	Prentiss Waggner	DB	2nd (Scout)
2012	Justin Hunter	WR	4th (Steele), HM (PFW)
	Dallas Thomas	OL	3rd (CBS), 4th (Steele)
2013	Antonio Richardson	OL	3rd (CBS)



ALL-SEC: FIRST TEAM

AP 1933-present; Coaches 1984-present; UPI 1950-1990

Year	Name	Pos.	Award Org.
1933	Beattie Feathers	Back	AP
	Sheriff Maples	C	AP
1934	Murray Warmath	G	AP
1936	Phil Dickens	Back	AP
1938	George Cafego	Back	AP
	Bob Suffridge	G	AP
	Bowden Wyatt	End	AP
1939	George Cafego	Back	AP
	Bob Foxx	Back	AP
	Ed Molinski	G	AP
	James Rike	C	AP
	Abe Shires	T	AP
1940	Bob Foxx	Back	AP
	Abe Shires	T	AP
	Bob Suffridge	G	AP
1941	Don Edmiston	T	AP
1942	Al Hust	End	AP
1944	Bob Dobelstein	G	AP
	Buster Stephens	Back	AP
1945	Bob Dobelstein	G	AP
1946	Dick Huffman	T	AP
1948	Norman Meseroll	T	AP
1949	Bud Sherrod	End	AP
1950	Ted Daffer	G	AP, UPI
	Hank Lauricella	Back	UPI
	Bud Sherrod	End	AP
1951	Doug Atkins	T	AP
	Ted Daffer	G	AP, UPI
	Hank Lauricella	Back	AP, UPI
	John Michels	G	AP
	Bill Pearman	T	AP, UPI
	Bert Rechichar	Back	AP
1952	Doug Atkins	End	AP, UPI
	Mack Franklin	End	AP
	Francis Holohan	G	AP
	Andy Kozar	Back	AP, UPI
	John Michels	G	AP, UPI
1953	Bob Fisher	T	UPI
1954	Darris McCord	T	UPI
	Tom Tracy	Back	AP, UPI
1955	Johnny Majors	Back	AP, UPI
1956	Buddy Cruze	End	AP, UPI
	John Gordy	T	AP, UPI
	Johnny Majors	Back	AP, UPI
1957	Bobby Gordon	Back	AP, UPI
	Bill Johnson	G	AP, UPI
1959	Joe Schaffer	T	AP, UPI
1961	Mike Lucci	C	AP
1963	Steve DeLong	G	AP, UPI
1964	Steve DeLong	G	AP, UPI
1965	Frank Emanuel	LB	AP, UPI
	Bobby Frazier	End	AP, UPI
1966	Austin Denney	TE	UPI
	Bob Johnson	C	AP
	Johnny Mills	WR	AP
	Paul Naumoff	LB	AP, UPI
1967	John Boynton	T	AP, UPI
	Albert Dorsey	DB	AP, UPI
	Bob Johnson	C	AP, UPI
	Charles Rosenfelder	G	AP
1968	Ken DeLong	TE	UPI
	Chip Kell	C	AP
	Steve Kiner	LB	AP, UPI
	Richard Pickens	FB	AP
	Charles Rosenfelder	G	AP, UPI
	Jim Weatherford	DB	UPI
	1969	Ken DeLong	TE
1969	Chip Kell	G	AP, UPI
	Steve Kiner	LB	AP, UPI
	Jack Reynolds	LB	AP
	Curt Watson	FB	AP, UPI
1969	Frank Yanosky	DT	UPI
	Mike Bevans	C	AP
	Chip Kell	G	AP, UPI
1970	Bobby Majors	DB	AP, UPI
	Tim Priest	DB	UPI
	Jackie Walker	LB	AP, UPI
	Curt Watson	FB	AP, UPI
1971	George Hunt	PK	AP
	Ray Nettles	LB	AP
	Bobby Majors	DB	AP, UPI
	Jackie Walker	LB	UPI
1971	Curt Watson	FB	UPI
1972	Bill Emendorfer	G	AP, UPI
	Conrad Graham	DB	AP, UPI
	Jamie Rotella	LB	AP, UPI
	Ricky Townsend	PK	AP
1972	John Wagster	DT	AP
1973	Eddie Brown	DB	AP, UPI
	Condredge Holloway	QB	AP, UPI
1974	Neil Clabo	P	AP
	Mickey Marvin	G	UPI
	Stanley Morgan	RB	UPI
1975	Mickey Marvin	G	UPI
	Mike Mauck	DB	AP
	Ron McCartney	DE	UPI
	Larry Seivers	WR	AP, UPI
1975	Andy Spiva	LB	AP
1976	Craig Colquitt	P	AP
	Mickey Marvin	G	UPI
	Stanley Morgan	WR	UPI
	Larry Seivers	WR	AP, UPI
	Andy Spiva	LB	AP, UPI
1977	Craig Colquitt	P	AP
	Robert Shaw	C	UPI
1978	Roland James	DB	AP, UPI
	Robert Shaw	C	AP
1979	Reggie Harper	TE	AP
	Roland James	DB	AP, UPI
	Craig Puki	LB	UPI
	Jimmy Streater	QB	UPI
1980	Tim Irwin	T	AP, UPI
	Jim Noonan	MG	AP, UPI
	Lee North	C	UPI
1981	Lee North	C	AP, UPI
1982	Willie Gault	WR	AP, UPI
	Fuad Reveiz	PK	AP, UPI
1983	Johnnie Jones	RB	AP, UPI
	Bill Mayo	G	UPI
	Glenn Streno	C	UPI
	Reggie White	DT	AP, UPI
1984	Johnnie Jones	RB	AP, UPI, Coaches
	Bill Mayo	G	AP, UPI, Coaches
	Tony Robinson	QB	AP
1985	Dale Jones	LB	AP, Coaches
	Tim McGee	WR	AP, UPI, Coaches
	Carlos Reveiz	PK	AP, UPI, Coaches
	Chris White	DB	AP, UPI, Coaches
	Bruce Wilkerson	T	AP, UPI, Coaches
	Dale Jones	LB	UPI, Coaches
1986	Bruce Wilkerson	T	UPI, Coaches
1987	Harry Galbreath	G	AP, UPI, Coaches
	Mark Hovanic	DT	UPI
	Terry McDaniel	DB	AP

HONORS

1988	Keith DeLong	LB	AP, UPI, Coaches	Darwin Walker	DT	AP
	Eric Still	G	Coaches	Al Wilson	LB	AP, Coaches
1989	Antone Davis	G	Coaches	Cosey Coleman	OG	AP, Coaches
	Kent Elmore	P	UPI, Coaches	Shaun Ellis	DE	AP, Coaches
	Marion Hobby	DE	AP, UPI, Coaches	Dwayne Goodrich	DB	Coaches
	Eric Still	G	AP, UPI, Coaches	Deon Grant	DB	AP, Coaches
	Chuck Webb	RB	AP, Coaches	Tee Martin	QB	AP, Coaches
1990	Dale Carter	DB	AP, UPI, Coaches	Raynoch Thompson	LB	AP, Coaches
	Joey Chapman	P	UPI	Darwin Walker	DT	AP, Coaches
	Antone Davis	T	AP, UPI, Coaches	2000 John Henderson	DT	AP, Coaches
	Charles McRae	T	Coaches	Travis Henry	TB	AP, Coaches
	Carl Pickens	WR	AP, UPI, Coaches	Will Overstreet	DE	AP
	Tony Thompson	RB	AP, UPI, Coaches	Alex Walls	PK	AP, Coaches
1991	Dale Carter	DB	AP, Coaches	Eric Westmoreland	LB	Coaches
	Darryl Hardy	LB	Coaches	2001 John Henderson	DT	AP, Coaches
	Jeremy Lincoln	DB	Coaches	Andre Lott	DB	Coaches
	Chris Mims	DE	AP	Will Overstreet	DE	Coaches
	Tom Myslinski	G	AP, Coaches	Travis Stephens	TB	AP, Coaches
	Carl Pickens	WR	AP, Coaches	Fred Weary	OG	AP, Coaches
	Chuck Smith	DE	AP	2002 Rashad Baker	DB	Coaches
1992	Todd Kelly	DE	AP, Coaches	Julian Battle	DB	Coaches
	Mike Stowell	G	AP, Coaches	Will Offenheusele	OT	AP
1993	John Becksvoort	PK	AP	Jason Witten	TE	AP, Coaches
	Cory Fleming	WR	Coaches	2003 Dustin Colquitt	P	AP, Coaches
	Heath Shuler	QB	AP, Coaches	Scott Wells	C	Coaches
	Jeff Smith	G	AP, Coaches	2004 Jason Allen	DB	Coaches
1994	Kevin Mays	G	AP, Coaches	Kevin Burnett	LB	AP, Coaches
1995	Jeff Hall	PK	Coaches	Jesse Mahelona	DT	AP
	DeRon Jenkins	DB	AP, Coaches	Michael Munoz	OL	AP
	Joey Kent	WR	AP	2005 Arron Sears	OT	AP, Coaches
	Jason Layman	OT	AP, Coaches	2006 Britton Colquitt	P	AP, Coaches
	Peyton Manning	QB	Coaches	Turk McBride	DT	AP
	Bubba Miller	OG	AP	Robert Meachem	WR	AP, Coaches
	Jeff Smith	C	Coaches	Arron Sears	OT	AP, Coaches
1996	Terry Fair	KR	Coaches	James Wilhoit	PK	AP, Coaches
	Jeff Hall	PK	Coaches	2007 Jonathan Hefney	DB	Coaches
	Joey Kent	WR	AP, Coaches	Jerod Mayo	LB	AP, Coaches
	Leonard Little	DE	AP, Coaches	Anthony Parker	OG	AP, Coaches
1997	Jonathan Brown	DE	AP	2008 Robert Ayers	DE	Coaches
	Terry Fair	DB	Coaches	Eric Berry	DB	AP, Coaches
	Leonard Little	DE	AP	2009 Eric Berry	DB	AP, Coaches
	Peyton Manning	QB	AP, Coaches	Dan Williams	DT	AP
	Marcus Nash	WR	AP	2011 Malik Jackson	DL	AP
	Trey Teague	C	AP	Da'Rick Rogers	WR	AP
	Al Wilson	LB	Coaches	2012 Cordarrelle Patterson	AP	AP, Coaches
1998	Cosey Coleman	G	AP	Mychal Rivera	TE	Coaches
	Jeff Hall	PK	AP, Coaches	2013 A.J. Johnson	LB	AP, Coaches
	Raynoch Thompson	LB	AP, Coaches			

SOUTHERN CONFERENCE HONORS

Conference awards given from 1900-1932. Tennessee was one of the founding members of the Southeastern Conference in 1932. From 1921-1932, the Vols were a member of the Southern Conference.

Year	Name	Pos.
1900	Bill Newman	Back
1902	Nash Buckingham	Back
	Joey Beane	End
1907	Walker Leach	Back
	N.W. Dougherty	Guard
1907	Roscoe Word	Tackle
1908	Walker Leach	Back
	N.W. Dougherty	Guard
1913	Mush Kerr	Guard

1914	Alonzo Carroll	End
	Farmer Kelly	Tackle
	Mush Kerr	Guard
	Russ Lindsay	Back
1915	Graham Vowell	End
1916	Graham Vowell	End
	Morris Vowell	Tackle
	W. O. Lowe	Guard
	Lloyd Wolfe	End
1919	W.O. Lowe	Tackle
1920	Buck Hatcher	Tackle
1921	Graham Vowell	End
	Roe Campbell	Back
1922	Tarzan Holt	End
	Roe Campbell	Back
	Roy Striegel	Guard
	Rufe Clayton	Back
1924	Roe Campbell	Back

1925	J.G. Lowe	End
1926	John Barnhill	Guard
1927	John Barnhill	Guard
	Dick Dodson	Back
	Dave McArthur	Tackle
1928	Gene McEver	Back
1929	Gene McEver	Back
	Bobby Dodd	Back
	Paul Hug	End
	Fritz Brandt	End
1930	Bobby Dodd	Back
	Harry Tayer	Guard
	Buddy Hackman	Back
1931	Herman Hickman	Guard
	Ray Saunders	Tackle
	Gene McEver	Back
1932	Beattie Feathers	Back
	Van Rayburn	End

ALL-SEC: SECOND & THIRD TEAMS

AP 1933-present; Coaches 1993-present; UPI 1950-1961

Year	Name	Pos.	Team/Award Org.
1933	J.B. Ellis	Guard	2nd (AP)
1934	Howard Bailey	End	2nd (AP)
	Gene Rose	End	2nd (AP)
	Charlie Vaughan	Back	2nd (AP)
1935	Gene Rose	End	2nd (AP)
1936	DeWitt Weaver	Guard	2nd (AP)
1937	George Cafego	Back	2nd (AP)
	Bowden Wyatt	End	3rd (AP)
1938	Leonard Coffman	Back	2nd (AP)
	Ed Molinski	Guard	3rd (AP)
	Babe Wood	Back	3rd (AP)
1939	Sam Bartholomew	Back	2nd (AP)
	Bob Suffridge	Guard	2nd (AP)
1940	John Butler	Back	2nd (AP)
	Edward Cifers	End	2nd (AP)
	Ed Molinski	Guard	2nd (AP)
1941	Ray Graves	Center	3rd (AP)
1942	Bob Cifers	Back	2nd (AP)
	Dick Huffman	Tackle	3rd (AP)
1944	Bill Bevis	Back	2nd (AP)
	Russ Morrow	Center	3rd (AP)
1945	Buster Stephens	Back	2nd (AP)
	Bill Bevis	Back	3rd (AP)
	Buddy Pike	End	3rd (AP)
1946	Frank Hubbell	End	2nd (AP)
	Dick Huffman	Tackle	2nd (AP)
	Walter Slater	Back	3rd (AP)
1947	Denver Crawford	Tackle	3rd (AP)
1948	Hal Littleford	Back	2nd (AP)
	Jim Powell	End	2nd (AP)
1949	Ted Daffer	Guard	3rd (AP)
1950	Hank Lauricella	Back	2nd (AP, UPI)
	Bud Sherrod	End	2nd (UPI)
	Jack Stroud	Tackle	3rd (UPI)
1951	Andy Kozar	Back	2nd (AP, UPI)
	Gordon Polofsky	Center/Back	2nd (AP, UPI)
	Bert Rechichar	Back	2nd (AP, UPI)
	Bob Davis	Center	3rd (AP)
	John Michels	Guard	3rd (UPI)
1952	Howard Payne	Back	3rd (AP, UPI)
	Jim Haslam	Tackle	2nd (AP)
1953	Moose Barbish	LB	3rd (AP)
	Roger Rotroff	End	3rd (AP, UPI)
	Bob Fisher	Tackle	2nd (AP)
1954	Roger Rotroff	End	2nd (AP, UPI)
	Jimmy Wade	Back	2nd (AP, UPI)
	Mack Franklin	End	3rd (AP, UPI)
1955	Darris McCord	Tackle	2nd (AP)
	Charles Rader	Tackle	2nd (AP)
1956	Bubba Howe	Center	2nd (UPI)
	Roger Urbano	End	2nd (UPI), 3rd (AP)
1957	Tommy Bronson	Back	3rd (UPI)
	Jim Smelcher	Tackle	3rd (UPI)
1958	Bobby Urbano	Guard	2nd (UPI), 3rd (AP)
1959	Cotton Letner	End	3rd (UPI)
	Bill Majors	Back	3rd (UPI)
1960	Glenn Glass	Back	2nd (UPI)
	Cotton Letner	End	2nd (UPI)
	Jim Cartwright	Back	3rd (AP)

	Mike Lasorsa	T	3rd (AP)
	Mike Lucci	End	3rd (AP)
1961	Mallon Faircloth	Back	2nd (AP), 3rd (UPI)
	Mike Lucci	C	2nd (UPI)
1962	Steve DeLong	T	2nd (AP)
	Frank Emanuel	LB	2nd (AP)
	Mallon Faircloth	Back	2nd (UPI)
1965	Tom Fisher	LB	2nd (AP)
	Bobby Gratz	G	2nd (AP)
1966	Doug Archibald	LB	2nd (AP)
	Austin Denny	End	2nd (AP)
	Charlie Fulton	RB	2nd (AP)
	Bobby Morel	MG	2nd (AP)
	Dewey Warren	QB	2nd (AP)
1967	Walter Chadwick	FB	2nd (AP)
	Richmond Flowers	WR	2nd (AP)
	Elliott Gammage	T	2nd (AP)
	Mike Jones	DB	2nd (AP)
	Steve Kiner	LB	2nd (AP)
	Karl Kremser	PK	2nd (AP)
	Nick Showalter	End	2nd (AP)
1968	Ken DeLong	End	2nd (AP)
	Richmond Flowers	HB	2nd (AP)
	Neal McMeans	End	2nd (AP)
	Jim Weatherford	DB	2nd (AP)
	Dick Williams	T	2nd (AP)
1969	Tim Priest	DB	2nd (AP)
	Frank Yanossy	T	2nd (AP)
1970	Tim Priest	DB	2nd (AP)
1971	Bill Emendorfer	C	2nd (AP)
	Conrad Graham	DB	2nd (AP)
	Jackie Walker	LB	2nd (AP)
	Curt Watson	RB	2nd (AP)
1972	Art Reynolds	LB	2nd (AP)
	Haskel Stanback	RB	2nd (AP)
1973	Haskel Stanback	RB	2nd (AP)
1974	Stanley Morgan	RB	2nd (AP)
	Robert Pulliam	DT	2nd (AP)
1975	Ron McCartney	DE	2nd (AP)
	Stanley Morgan	RB	2nd (AP)
	Tommy West	TE	2nd (AP)
1976	Stanley Morgan	WR	2nd (AP)
1977	Robert Shaw	C	2nd (AP)
	Brent Watson	OT	2nd (AP)
1978	Reggie Harper	TE	2nd (AP)
1979	Tim Irwin	OT	2nd (AP)
	Craig Puki	LB	2nd (AP)
1980	Alan Duncan	PK	2nd (AP)
	Anthony Hancock	WR	2nd (AP)
	Reggie Harper	TE	2nd (AP)
	Lee North	C	2nd (AP)
1981	Bill Bates	DB	2nd (AP)
	Jimmy Colquitt	P	2nd (AP)
	Anthony Hancock	WR	2nd (AP)
1982	Mike Cofer	DE	2nd (AP)
	Jimmy Colquitt	P	2nd (AP)
1983	Bill Mayo	OG	2nd (AP)
	Glenn Streno	C	2nd (AP)
	Alvin Toles	LB	2nd (AP)
1984	Tim McGee	WR	2nd (AP)
	Fuad Reveiz	PK	2nd (AP)

GENERAL

STAFF

PLAYERS

REVIEW

HISTORY

HONORS

VOLMANAC

RECORDS



HONORS

1986	Dale Jones	LB	2nd (AP)	2001	Albert Haynesworth	DT	2nd (AP)
	Bruce Wilkerson	OT	2nd (AP)		Will Overstreet	DE	2nd (AP)
	Harry Galbreath	OG	2nd (AP)		Donte' Stallworth	WR	2nd (Coaches)
	Williams Howard	RB	2nd (AP)		Kelley Washington	WR	2nd (Coaches)
1987	Reggie Cobb	RB	2nd (AP)	2002	Rashad Baker	DB	2nd (AP)
	Keith DeLong	LB	2nd (AP)		Julian Battle	DB	2nd (AP)
	Bob Garmon	P	2nd (AP)		Dustin Colquitt	P	2nd (AP)
	Kelly Ziegler	LB	2nd (AP)		Eddie Moore	LB	2nd (Coaches)
1988	Jeff Francis	QB	2nd (AP)		Will Ofenheusle	OG	2nd (Coaches)
	Eric Still	OG	2nd (AP)	2003	Rashad Baker	DB	2nd (AP)
	Preston Warren	DB	2nd (AP)		Kevin Burnett	LB	2nd (Coaches)
	Thomas Woods	WR	2nd (AP)		Cedric Houston	RB	2nd (Coaches)
1989	Charles McRae	OT	2nd (AP)		Michael Munoz	OT	2nd (Coaches)
	Preston Warren	DB	2nd (AP)		Kevin Simon	LB	2nd (AP, Coaches)
	Thomas Woods	WR	2nd (AP)		Scott Wells	C	2nd (AP)
1990	Earnest Fields	LB	2nd (AP)		Gibril Wilson	DB	2nd (AP, Coaches)
	Alvin Harper	WR	2nd (AP)	2004	Jason Allen	DB	2nd (AP)
	Andy Kelly	QB	2nd (AP)		Dustin Colquitt	P	2nd (AP, Coaches)
	Charles McRae	OT	2nd (AP)		Omar Gaither	LB	2nd (Coaches)
1991	Darryl Hardy	LB	2nd (AP)		Parys Haralson	DE	2nd (AP)
	Andy Kelly	QB	2nd (AP)		Cedric Houston	RB	2nd (Coaches)
1993	John Becksvoort	PK	2nd (Coaches)		Jesse Mahelona	DT	2nd (Coaches)
	Cory Fleming	WR	2nd (AP)		Michael Munoz	OT	2nd (Coaches)
	Charlie Garner	RB	2nd (AP, Coaches)	2005	Jason Hall	DE	2nd (AP)
	Jason Parker	DB	2nd (AP, Coaches)		Omar Gaither	LB	2nd (Coaches)
	Ben Talley	LB	2nd (AP)		Parys Haralson	DE	2nd (AP, Coaches)
	James Wilson	DE	2nd (AP, Coaches)		Justin Harrell	DT	2nd (AP)
1994	Jason Layman	OT	2nd (AP, Coaches)		Kevin Simon	LB	2nd (AP, Coaches)
	Bubba Miller	C	2nd (AP)	2006	Jonathan Hefney	DB	2nd (AP, Coaches)
	Jason Parker	DB	2nd (AP, Coaches)		Jonathan Wade	DB	2nd (AP, Coaches)
	Jeff Smith	OG	2nd (AP, Coaches)	2007	Eric Berry	DB	2nd (AP, Coaches)
	James Stewart	RB	2nd (AP, Coaches)		Britton Colquitt	P	2nd (AP, Coaches)
	Ben Talley	LB	2nd (AP, Coaches)		Arian Foster	RB	2nd (AP)
1995	Shane Burton	DT	2nd (AP, Coaches)		Daniel Lincoln	PK	2nd (AP, Coaches)
	Jay Graham	RB	2nd (AP, Coaches)		Rico McCoy	LB	2nd (AP, Coaches)
	Scott Galyon	LB	2nd (AP)		Lucas Taylor	WR	2nd (AP)
	Jeff Hall	PK	2nd (AP)		Eric Young	OT	2nd (AP)
	Leonard Little	DE	2nd (AP)	2008	Robert Ayers	DE	2nd (AP)
	Peyton Manning	QB	2nd (AP)		Anthony Parker	OG	2nd (AP, Coaches)
	Bubba Miller	OG	2nd (Coaches)		Rico McCoy	LB	2nd (Coaches)
	Jeff Smith	C	2nd (AP)	2009	Montario Hardesty	RB	2nd (AP, Coaches)
1996	Terry Fair	KR/DB	2nd (AP)		Rico McCoy	LB	2nd (AP, Coaches)
	Jay Graham	RB	2nd (Coaches)		Chris Scott	OT	2nd (AP, Coaches)
	Jeff Hall	PK	2nd (AP)		Dan Williams	DT	2nd (Coaches)
	Peyton Manning	QB	2nd (AP, Coaches)	2010	Janzen Jackson	DB	2nd (Coaches)
1997	Jonathan Brown	DE	2nd (Coaches)		Malik Jackson	DT	2nd (AP)
	Terry Fair	DB	2nd (AP)		Prentiss Waggner	DB	2nd (AP)
	Jamal Lewis	RB	2nd (AP, Coaches)	2011	Malik Jackson	DL	2nd (Coaches)
	Leonard Little	LB	2nd (Coaches)		Da'Rick Rogers	WR	2nd (Coaches)
	Marcus Nash	WR	2nd (Coaches)	2012	Justin Hunter	WR	2nd (AP, Coaches)
	Trey Teague	C	2nd (Coaches)		A.J. Johnson	LB	2nd (Coaches)
	Al Wilson	LB	2nd (AP)		Cordarrelle Patterson	KR	2nd (Coaches)
1998	Chad Clifton	OT	2nd (AP, Coaches)		Mychal Rivera	TE	2nd (AP)
	Cosey Coleman	OG	2nd (Coaches)		Antonio Richardson	OL	2nd (AP)
	Dwayne Goodrich	DB	2nd (AP, Coaches)		Dallas Thomas	OL	2nd (AP, Coaches)
	Peerless Price	WR	2nd (AP, Coaches)	2013	Ja'Wuan James	OL	2nd (AP)
	Darwin Walker	DT	2nd (Coaches)		Antonio Richardson	OL	2nd (AP, Coaches)
1999	Chad Clifton	OT	2nd (Coaches)		Michael Palardy	K	2nd (Coaches)
	Dwayne Goodrich	DB	2nd (AP)		Michael Palardy	P	HM (AP)
	Jamal Lewis	RB	2nd (AP, Coaches)	2014	Derek Barnett	DL	2nd (AP, Coaches)
	Cedrick Wilson	WR	2nd (AP)		Curt Maggitt	LB	2nd (AP)
2000	Andre Lott	DB	2nd (AP, Coaches)		A.J. Johnson	LB	HM (AP)
	Eric Westmoreland	LB	2nd (AP)				
	Cedrick Wilson	WR	2nd (AP, Coaches)				


SEC AWARDS

■ SEC ATHLETE OF THE YEAR


LARRY SEIVERS
1976-77 /// Football



TODD HELTON
1994-95 /// Baseball/Football



PEYTON MANNING
1997-98 /// Football



■ SEC PLAYER OF THE YEAR

Each year since 1933 the coaches of the Southeastern Conference select the most valuable player in a poll. Note: Formerly conducted by The Nashville Banner from 1933 to 1997. Currently the award is presented by the SEC office.

1933	Beattie Feathers (Back)
1938	George Cafego (Back)
1939	Bob Foxx (Back)
1955	Johnny Majors (Back)
1956	Johnny Majors (Back)
1983	Reggie White (Defensive Tackle)
1993	Heath Shuler (Quarterback)
1997	Peyton Manning (Quarterback)
2008	Eric Berry (Defensive Back)

■ SEC COACH OF THE YEAR

The SEC Coach of the Year awards have been chosen by three organizations since 1935. The Nashville Banner award was chosen by the league coaches from 1935-97 and is currently presented by the SEC office. United Press International chose a coach of the year from 1960-90. The Associated Press has chosen a league coach of the year since 1946.

1936	Robert R. Neyland (Coaches)
1938	Robert R. Neyland (Coaches)
1944	John Barnhill (Coaches)
1950	Robert R. Neyland (Coaches)
1951	Robert R. Neyland (AP)
1956	Bowden Wyatt (AP, Coaches)
1965	Doug Dickey (Coaches)
1967	Doug Dickey (AP, UPI & Coaches)
1985	Johnny Majors (AP, UPI & Coaches)
1998	Phillip Fulmer (AP, Coaches)

■ JACOBS BLOCKING TROPHY

Since 1935 this award has been given annually by the family of Dr. W.P. Jacobs of Clinton, S.C., to the outstanding blocker in the Southeastern Conference based on a poll of the coaches.

1938	Sam Bartholomew (Blocking Back)
1939	Sam Bartholomew (Blocking Back)
1944	Billy Bevis (Blocking Back)
1945	Billy Bevis (Blocking Back)
1951	Jimmy Hahn (Blocking Back)
1952	John Michels (Guard)
1956	Stockton Adkins (Blocking Back)
1957	Stockton Adkins (Blocking Back)
1959	Jim Cartwright (Blocking Back)
1960	Jim Cartwright (Blocking Back)
1965	Hal Wantland (Wingback)
1967	Bob Johnson (Center)
1969	Chip Kell (Guard)
1970	Chip Kell (Guard)
1987	Harry Galbreath (Guard)
1989	Eric Still (Guard)
1990	Antone Davis (Tackle)
2006	Arron Sears (Tackle)

FRESHMEN AWARDS

Vols who earned national & conference honors their rookie years

■ SEC ALL-FRESHMAN TEAM

1986-Present // First team selections only

Bold indicates SEC Freshman of the Year selection

Knoxville News Sentinel 1986-2004; Coaches 1999-Present;

Sporting News 2005-2009

Year	Name	Pos.	Award Org.
1986	Terrence Cleveland	WR	
	Milton Gordon	LB	
	Thomas Woods	RS	
1987	Kelly Days	DB	
	Alvin Harper	WR	
	Charles McRae	DL	
	Robbin Perry	OL	
1988	Shazzon Bradley	DL	
	Earnest Fields	LB	
	John Fisher	OL	
	Chip McCallum	PK	
1989	Carl Pickens	DB	
	Chuck Webb	RB	
1990	Joey Chapman	P	
1991	John Becksvoort	PK	
	James Stewart	RB	
	Aaron Hayden	RB	
1992	Jeff Smith	OL	
	Bubba Miller	OL	
	Jason Parker	DB	
	Shawn Summers	RS	
1993	Raymond Austin	DB	
	Leland Taylor	DL	
1994	Terry Fair	DB	
	Peyton Manning*	QB	
	Robert Poole	OL	
1995	Ron Green	DL	
	Jeff Hall	PK	
1996	Billy Ratliff	DT	
	Spencer Riley	OG	
1997	Cosey Coleman	OT	
	Jamal Lewis*	RB	
1999	Albert Haynesworth	DT	Coaches, KNS
	Leonard Scott	KR	KNS
2000	Rashad Baker	DB	Coaches, KNS
	Casey Clausen	QB	KNS
	Michael Munoz	OT	Coaches, KNS
	Scott Wells	C	Coaches
2001	Dustin Colquitt	P	Coaches, KNS
	Kelley Washington	WR	Coaches, KNS
2002	Parys Haralson	DE	KNS
	Corey Campbell	DB	Coaches, KNS
	Arron Sears	OT	Coaches, KNS
	Antwan Stewart	DB	KNS
	Jayson Swain	WR	KNS
2003	James Wilhoit	PK	Coaches, KNS
	Erik Ainge	QB	Coaches, KNS
	Roshawn Fellows	DB	Coaches, KNS
	Jonathan Hefney	DB	Coaches, KNS
2005	Arian Foster	RB	Coaches
	Ramon Foster	OG	Coaches
	Demetrice Morley	DB	SN
2006	LaMarcus Coker	RB	Coaches, SN
	Rico McCoy	LB	Coaches
	Josh McNeil	OL	Coaches, SN
2007	Eric Berry	DB	Coaches, SN
	Daniel Lincoln	PK	Coaches, SN
	Denarius Moore	WR	Coaches
2008	Daryl Vereen	LB	Coaches
2009	Aaron Douglas	OT	Coaches, SN
	Herman Lathers	LB	Coaches, SN
2010	Justin Hunter	WR	Coaches
	Ja'Wuan James	OT	Coaches
	John Propst	LB	Coaches
	Jacques Smith	DE	Coaches

2011	Marcus Jackson	OL	Coaches
	A.J. Johnson	LB	Coaches
	Curt Maggitt	LB	Coaches
	Brian Randolph	DB	Coaches
2012	LaDarrell McNeil	DB	Coaches
2013	Marquez North	WR	Coaches
	Cameron Sutton	DB	Coaches
2014	Derek Barnett	DL	Coaches
	Todd Kelly Jr.	DB	Coaches
	Jashon Robertson	OL	Coaches

FRESHMAN ALL-AMERICANS

Year	Name	Pos.	Award Org.
1977	Reggie Harper	TE	1st (TSN)
1978	Lee North	C	2nd (FBN)
1981	Ricky Holt	OLB	1st (FBN)
1983	Dale Jones	LB	1st (FBN)
1985	Bryan Kimbro	OLB	1st (FBN)
	Keith Davis	RB	2nd (FBN)
1986	Milton Gordon	ILB	1st (FBN)
	Terence Cleveland	WR	2nd (FBN)
	Marion Hobby	DE	2nd (FBN)
1987	Reggie Cobb	RB	1st (FBN)
	Antone Davis	OL	1st (FBN)
	Charles McRae	T	1st (FBN)
1991	Aaron Hayden	RB	1st (FBN)
	Raymond Austin	DB	1st (FBN)
1997	Jamal Lewis	RB	1st (TSN)
1999	Albert Haynesworth	DT	1st (TSN)
	Leonard Scott	WR	1st (TSN)
2000	Rashad Baker	DB	3rd (TSN)
	Casey Clausen	QB	3rd (TSN)
	Michael Munoz	OT	1st (Rivals), 2nd (TSN)
	Scott Wells	C	3rd (TSN)
2001	Kelley Washington	WR	1st (FWAA, TSN)
2003	James Wilhoit	PK	1st (FWAA/Scripps), 2nd (TSN)
2004	Roshawn Fellows	DB	1st (FWAA/Scripps, TSN, Rivals)
	Erik Ainge	QB	2nd (TSN, Rivals)
	Jonathan Hefney	DB	2nd (TSN, Rivals)
2005	Britton Colquitt	P	3rd (CFN)
	Arian Foster	RB	2nd (Rivals), HM (TSN)
	Demetrice Morley	DB	2nd (Rivals)
2006	Josh McNeil	C	1st (Rivals), 2nd (CFN)
	LaMarcus Coker	TB	2nd (Rivals)
	Rico McCoy	LB	3rd (CFN)
2007	Eric Berry	DB	1st (FWAA, TSN, Rivals, CFN)
	Daniel Lincoln	PK	2nd (Rivals), HM (TSN, CFN)
2009	Aaron Douglas	OT	1st (FWAA, TSN, S), 2nd (CFN)
2010	James Stone	OL	1st (FWAA, TSN), 2nd (Rivals)
2011	A.J. Johnson	LB	1st (FWAA, TSN, FSN, Y, S)
	Marcus Jackson	OL	1st (S, Y)
	Curt Maggitt	LB	3rd (S)
	Brian Randolph	DB	2nd (Y), 3rd (S)
2013	Marquez North	WR	2nd (247), 3rd (Ath), HM (CFN),
	Cameron Sutton	DB	2nd (247), 2nd (Ath) 2nd (CFN)
2014	Derek Barnett	DL	1st (247, Ath, CI, ESPN, FWAA, Scout, TSN)
	Evan Berry	KR	3rd (Ath)
	Jason Robertson	OL	1st (ESPN, Steele), 2nd (Ath)

SEC WEEKLY HONORS

AP & UPI awarded the Southeast players of the week from 1973-87; SEC office began awarding players of the week in 1984. Honor is SEC-given unless otherwise notified.

Year	Name	Pos.	Date	Honor (Org.)
1973	Eddie Brown	DB	Oct. 6	Defense (UPI)
	Condredge Holloway	QB	Sept. 15	Off. (AP/UPI)
			Oct. 13	Offense (AP)
	Stanley Morgan	WB	Oct. 27	Offense (UPI)
	Hank Walter	LB	Sept. 29	Def. (AP/UPI)
1974	Condredge Holloway	QB	Oct. 26	Back (AP/UPI)
	Stanley Morgan	WB	Nov. 9	Off./Def. (UPI)
			Nov. 23	Back (AP)
1975	Stanley Morgan	WB	Sept. 13	Off. (AP/UPI)
	Larry Seivers	SE	Sept. 27	Offense (UPI)
				Lineman (AP)
	Randy Wallace	QB	Nov. 1	Offense (UPI)
1976	Andy Spiva	LB	Nov. 20	Offense (UPI)
1978	Jim Noonan	MG	Nov. 25	Lineman (AP)
	Roland James	DB	Nov. 18	Defense (UPI)
	Jimmy Streater	QB	Nov. 4	Back (AP)
1979	Hubert Simpson	TB	Nov. 10	Offense (UPI)
	Jimmy Streater	QB	Sept. 22	Offense (UPI)
			Sept. 29	Offense (UPI)
				Back (AP)
1980	Jeff Olszewski	QB	Sept. 27	Back (AP)
	Danny Spradlin	LB	Nov. 29	Lineman (AP)
1981	Reggie White	DT	Oct. 10	Lineman (UPI)
1982	Alan Cockrell	QB	Oct. 16	Offense (UPI)
				Back (AP)
	Willie Gault	WR	Oct. 9	Lineman (AP)
			Oct. 16	Lineman (AP)
1983	Alan Cockrell	QB	Oct. 15	Back (AP/UPI)
			Oct. 22	Back (AP)
	Johnnie Jones	QB	Nov. 26	Back (AP)
	Reggie White	DT	Oct. 8	Lineman (AP)
1984	Johnnie Jones	TB	Sept. 1	Back (AP)
			Sept. 15	Offense (UPI)
				Back (AP)
	Tim McGee	WR	Dec. 1	Lineman (AP)
	Tony Robinson	QB	Oct. 26	Back (AP)
			Dec. 1	Back (AP)
1985	Tony Robinson	QB	Sept. 14	Offense
	Chris White	DB	Sept. 14	Defense
	Daryl Dickey	QB	Nov. 23	Off. (AP/UPI)
	Dale Jones	LB	Oct. 26	Lineman (UPI)
	Kelly Ziegler	LB	Nov. 30	Defense (AP)
1986	Kelly Ziegler	LB	Nov. 22	Defense (AP)
1987	Reggie Cobb	TB	Nov. 14	Offense (UPI)
			Nov. 28	Offense (AP)
	Keith DeLong	LB	Sept. 26	Defense (AP)
	Michael Whitehead	DL	Nov. 21	Defense (UPI)
1988	Keith DeLong	LB	Oct. 15	Defense
			Nov. 19	Defense
	Jeff Francis	QB	Nov. 19	Offense
1989	Reggie Cobb	TB	Sept. 30	Off. (AP SEC)
	Marion Hobby	DE	Sept. 30	Def. (AP SEC)
	Chuck Webb	TB	Nov. 18	Off. (AP SEC)
			Nov. 25	Off. (AP SEC)
1990	Dale Carter	DB	Oct. 13	Defense
	Earnest Fields	LB	Nov. 24	Defense
	Tavio Henson	TB	Sept. 1	Offense
	Andy Kelly	QB	Nov. 24	Offense
	Carl Pickens	WR	Nov. 24	Offense
	Tony Thompson	TB	Sept. 8	Offense
			Dec. 1	Offense
1991	Darryl Hardy	LB	Nov. 9	Defense
	Andy Kelly	QB	Sept. 21	Offense
			Sept. 28	Offense
	Carl Pickens	WR	Sept. 28	Offense
	Shon Walker	LB	Nov. 23	Defense
1992	Jason Parker	DB	Nov. 21	Defense
1993	Charlie Garner	TB	Nov. 20	Offense
	Heath Shuler	QB	Sept. 25	Offense
1994	James Stewart	TB	Sept. 10	Offense
			Nov. 26	Offense
	Ben Talley	DE	Nov. 26	Defense
1995	Shane Burton	DT	Oct. 14	Defense
	Peyton Manning	QB	Oct. 7	Offense
1996	Jay Graham	TB	Oct. 26	Offense
	Leonard Little	DE	Oct. 3	Defense
	Peyton Manning	QB	Oct. 12	Offense
			Nov. 2	Offense
1997	Dwayne Goodrich	DB	Nov. 29	Defense
	Jamal Lewis	TB	Oct. 11	Offense
	Leonard Little	DE	Sept. 6	Defense
	Peyton Manning	QB	Nov. 8	Offense
1998	Shaun Ellis	DE	Oct. 3	Defense
	Deon Grant	DB	Oct. 10	Defense
	Tee Martin	QB	Oct. 31	Offense
	Peerless Price	WR	Nov. 28	Offense
	Al Wilson	LB	Sept. 19	Defense
1999	Shaun Ellis	DE	Sept. 4	Defense
	Deon Grant	DB	Oct. 2	Defense
	Tee Martin	QB	Oct. 9	Offense
			Oct. 23	Offense
2000	John Henderson	DT	Oct. 21	Defense
	Travis Henry	TB	Oct. 30	Offense
2001	Casey Clausen	QB	Oct. 20	Offense
	Travis Stephens	TB	Sept. 8	Offense
			Dec. 1	Offense
	Kelley Washington	WR	Sept. 29	Offense
2002	Jabari Davis	TB	Oct. 7	Offense
	Alex Walls	PK	Nov. 25	Special Teams
2003	Casey Clausen	QB	Oct. 25	Offense
	Dustin Colquitt	P	Sept. 6	Special Teams
			Sept. 27	Special Teams
	Jabari Davis	TB	Sept. 20	Offense
	Mark Jones	RS	Nov. 22	Special Teams
	Derrick Tinsley	RS	Nov. 8	Special Teams
	Gibril Wilson	DB	Nov. 29	Defense
2004	Kevin Burnett	LB	Sept. 18	Defense
	Rick Clausen	QB	Nov. 27	Offense
	Jason Hall	DE	Oct. 9	Defense
	Parys Haralson	DE	Oct. 16	Defense
	Jesse Mahelona	DT	Nov. 6	Defensive Line
	Turk McBride	DT	Oct. 23	Defensive Line
	Michael Munoz	OT	Sept. 25	Offensive Line
	Jason Respert	C	Sept. 5	Offensive Line
	Rob Smith	OG	Oct. 9	Offensive Line
			Nov. 20	Offensive Line
	James Wilhoit	PK	Sept. 18	Special Teams
2005	Rick Clausen	QB	Sept. 27	Offense
	Arian Foster	TB	Nov. 28	Freshman
	Justin Harrell	DT	Dec. 6	Defense
	Arron Sears	OT	Oct. 3	Offensive Line
2006	Turk McBride	DT	Nov. 25	Defensive Line
	Arron Sears	OT	Sept. 23	Offensive Line
	Jonathan Wade	DB	Oct. 28	Defense
	James Wilhoit	PK	Sept. 30	Special Teams
			Nov. 18	
2007	Eric Berry	DB	Sept. 22	Freshman
			Nov. 24	Freshman
	Daniel Lincoln	PK	Oct. 27	Special Teams
	Jerod Mayo	LB	Nov. 24	Defense
	Josh McNeil	C	Oct. 13	Offensive Line
	Dennis Rogan	KR	Nov. 17	Special Teams
2008	Eric Berry	DB	Oct. 20	Defense
			Nov. 24	Defense



HONORS

	Gerald Jones	KR	Dec. 1	Special Teams
	Chris Scott	OT	Sept. 15	Offensive Line
2009	Wes Brown	DT	Nov. 23	Defensive Line
	Jonathan Crompton	QB	Oct. 12	Offense
	Aaron Douglas	OT	Nov. 9	Offensive Line
	Janzen Jackson	DB	Nov. 2	Freshman Def.
	Chris Scott	OT	Sept. 7	Offensive Line
2010	Tyler Bray	QB	Nov. 6	Freshman
			Nov. 13	Freshman
			Nov. 27	Freshman
	Gerald Williams	DE	Nov. 20	Defensive Line
2011	Tyler Bray	QB	Sept. 10	Offense
	A.J. Johnson	LB	Oct. 22	Freshman
	Malik Jackson	DT	Nov. 19	Defensive Line
	Curt Maggitt	LB	Nov. 19	Freshman

2012	Zach Fulton	OL	Sept. 3	Offensive Line
	Cordarrelle Patterson	KR	Oct. 15	Special Teams
	Tyler Bray	QB	Nov. 5	Offense
2013	Brian Randolph	DB	Sept. 9	Defense
	Michael Palardy	K/P	Oct. 21	Special Teams
	Ja'Wuan James	OL	Dec. 2	Offensive Line
	Corey Miller	DL	Dec. 2	Defensive Line
2014	Jalen Hurd	TB	Sept. 8	Freshman
	Joshua Dobbs	QB	Nov. 3	Offense
	Derek Barnett	DE	Nov. 17	Defensive Line
	Cameron Sutton	PR	Dec. 1	Special Teams

SEC HONORS BY THE NUMBERS

■ FIRST TEAM

175

>> Tennessee's individual All-SEC First Team selections, who have been honored a total of 354 times.

52

>> Vols who have earned multiple All-SEC First Team selections, four of which who have been recognized three times.

7

>> Most All-SEC selections in one season, which has happened four times: 1991, 95, 97 & 99.

47

>> Most consecutive years in which at least one Vol has been named First Team All-SEC (1963-2009).

■ SECOND TEAM

186

>> Tennessee's individual All-SEC Second Team selections, who have been honored a total of 263 times.

33

>> Vols who have earned multiple All-SEC Second Team selections, two of which who have been recognized three times.

8

>> Most All-SEC selections in one season: 1995.

20

>> Most consecutive years in which at least one Vol has been named Second Team All-SEC (1965-84) and currently, every year since 1993.

■ FRESHMAN TEAM

75

>> Tennessee's individual All-SEC Freshman Team selections.

14

>> UT offensive linemen who have earned All-SEC Freshman Team honors, more than any other position by a Vol.

5

>> Most All-SEC selections in one season: 2003.

15

>> Most consecutive seasons in which at least one Vol has been named Freshman Team All-SEC, which is currently active (1999-Present).

■ WEEKLY HONORS

4

>> Most consecutive weeks at least one Vol has earned weekly SEC honors: 1996 (Oct. 3-Nov. 2).

5

>> Most career weekly awards by a Vol, accomplished by Tyler Bray (three rookie and two offense)

11

>> Most SEC weekly honors in one season: 2004.

3

>> Most individual weeks a Vol has earned an SEC weekly award in one season: Tyler Bray in 2010.



Chip Kell was Tennessee's first three-time All-SEC honoree (1968-70) and one of four Vols to have accomplished the feat.



Tyler Bray earned three SEC Freshman of the Week awards in four regular-season starts in 2010.

TENNESSEE SPORTS HALL OF FAME

The Tennessee Sports Hall of Fame is a non-profit corporation founded to honor the outstanding achievements of Tennesseans in the realm of sports, to perpetuate the memory of their careers and service, and to provide a permanent Hall of Fame for the display of mementos and souvenirs commemorating their contributions.

The Tennessee Sports Hall of Fame was founded by a group known as the Middle Tennessee Sportswriters and Broadcasters

1966	Doug Atkins (Football 1949-51, Basketball 1951) *George Cafego (Football 1937-39, Asst. Coach 1955-84, Head Baseball Coach 1958-62) *Bobby Dodd (Football 1928-30) *Beattie Feathers (Football 1931-33) *Herman Hickman (Football 1929-31) The Majors Family: *Mr. and Mrs. Shirley Majors, *Bill (Football 1958-60, Asst. Coach 1963-65), Bob (Football 1969-71), John (Football 1954-56, Assistant Coach 1957-59, Head Football Coach 1977-92), Joe & Larry *General Robert Neyland (Assistant Coach 1925, Head Football Coach 1926-34, 1936-40, 1946-52, Athletics Director 1952-62)
1967	*Nathan Dougherty (Football 1906-08) *Gene McEver (Football 1928-29, 31) Lindsey Nelson (Vol Network Announcer 1949-50)
1968	*John Barnhill (Football 1925-27, Asst. Coach 1931-40, Head Football Coach 1941-45) *Bob Foss (Football 1938-40, Vol Network Color Announcer 1952-67)
1969	Bob Woodruff (Football 1936-38, Asst. Coach, 1939, 1941, 1961-62, Athletics Dir. 1963-85)
1970	*Bob Suffridge (Football 1938-40) *Nash Buckingham (Football 1901-02)
1971	*Tommy Bridges (Baseball 1927-29)
1972	*Bowden Wyatt (Football 1936-38, Head Football Coach 1955-62)
1973	*Mickey O'Brien (Head Athletic Trainer 1938-41, 1945-72)
1974	*Buddy Hackman (Football 1928-30)
1979	Dr. Andrew J. Kozar (Football 1950-52)
1980	William M. (Bill) Johnson (Football 1955-57) Claudette Riley Sisk (Majorette) Murray Warmath (Football 1932-34)
1981	Edward Bailey (Baseball 1948)
1982	Francis E. (Hank) Lauricella (Football 1949-51)
1983	Ed Cifers (Football 1938-40)
1984	A.W. Davis (Assistant Basketball Coach 1963-65)
1985	Robert G. Cifers (Football 1941-42) Bob Johnson (Football 1965-67) Ray Mears (Head Basketball Coach 1963-77)
1986	*Samuel W. (Sam) Bartholomew (Football 1937-39) Thomas G. (Tommy) Bartlett (Basketball 1950-52, Assistant Coach 1962-66) James A. (Jim) Haslam II (Football 1950-52) Houston Herndon (Football 1927-29)
1987	Ernie Grunfeld (Basketball 1973-77) Harold Johnson (Football 1948-50) Phillip Beene (Football 1928-30)
1988	Ray Bussard (Head Swimming & Diving Coach 1968-88)
1989	*Tom Elam (UT Athletics Board Member) Steve DeLong (Football 1962-64) *Rex Dockery (Football 1963, Assistant Coach 1970-71)
1990	Ray Graves (Football 1940-41, Assistant Coach 1944-45) Ralph Hatley (Football 1932-34)
1991	Doug Dickey (Head Football Coach 1964-69, Athletics Director 1985-2003) Hal Littleford (Football 1947-49) John Ward (Vol Network Broadcaster 1965-99)
1992	Pug Pearman (Football 1947, 1949-51) Ike Peel (Football 1939-41, Assistant Coach 1942, 1945-53) Condredge Holloway (Football 1972-74, Baseball 1973-75)
1993	Condredge Holloway (Football 1972-74, Baseball 1973-75)
1994	Bill Anderson (Football 1954-56, Vol Network 1968-98) Gus Manning (UT Administration 1950-Present) *Ed Molinski (Football 1938-40)
1995	Charles Rosenfelder (Football 1966-68)

Association. Its early growth was due to three of the founders: C.E. Jackson Jr., Charlie Sons and the Rev. A. Richard Smith.

The Hall of Fame is permanently housed in the Sommet Center in downtown Nashville at 501 Broadway Ave.

Listed below are UT's more than 100 all-time representatives who have been inducted into the Tennessee Sports Hall of Fame since its founding in 1966.

	*Abe Shires (Football 1950, 52-53)
1996	Leonard Coffman (Football 1937-39) Bill Wright (Baseball Head Coach 1963-81) Darris McCord (Football 1952-54)
1997	*Johnny Butler (Football 1939-41) Ron Widby (Football 1964-66, Basketball 1964-67, Baseball 1965, Golf 1966)
1998	*Louis B. (Farmer) Johnson (Football 1926-28) Steve Kiner (Football 1967-69) Jack (Hacksaw) Reynolds (Football 1967-69)
1999	*Harry Anderson (Basketball 1934-36) John Michels (Football 1950-52) Joe Steffy (Football 1944) Curt Watson (Football 1969-71)
2000	*Phil Dickens (Football 1934-36) Murray Armstrong (Football 1955-59) Frank Emanuel (Football 1963-65, Asst. Coach 1979-81) Stanley Morgan (Football 1973-76) Hooper Eblen (Football 1935)
2001	*Tim Kerin (Trainer 1977-91) Bill Barnes (Football 1937-39) Phillip Fulmer (Football 1969-71, Asst. Coach 1980-91, Head Coach 1992-2008)
2002	*Ken Donahue (Football 1949-50, Assistant Coach 1966-60, 1985-88) *John Mauer (Head Basketball Coach 1939-47, Asst. Football Coach 1939-46, 61-63) Eddie Brown (Football 1971-73) Phil Garner (Baseball 1968-70)
2003	Bob Patterson (Football 1967-69) Chuck Rohe (Head Track Coach 1963-1970, Assistant Football 1964-1970) Pat Summitt (Head Women's Basketball Coach 1974-Pres.)
2004	Reggie White (Football 1980-83) Holly Warlick (Women's Basketball 1976-80, Assistant Coach 1986-2012, Head Coach 2012-present) Darwin Bond (Track 1971-74)
2005	Richmond Flowers (Football and Track 1966-69) Haywood Harris (Sports Information 1961-2010) Bill Justus (Basketball 1967-69) Ed Murphey (Track 1954-57)
2006	Ann Baker Furrow (Golf) *Dr. Earl Ramer (Administrative) Rick Honeycutt (Baseball 1973-76)
2007	Kyle "Buddy" Cruze (Football 1955-56) Bernard King (Basketball 1975-77)
2008	Joan Cronan (Administrative 1983-2012) *Dick Huffman (Football 1942-46)
2009	Stan Huntsman (Track Coach 1970-84) Chip Kell (Football 1968-70) Tim Priest (Football 1967-70)
2010	Dale Ellis (Basketball 1980-83) Charley Coffey (Football 1953-55) Bill Battle (Head Football Coach 1970-76) Tim Irwin (Football 1976-80) *Jackie Walker (Football 1969-71)
2012	*Brig. Gen. Austin Conner Shofner (Football, Wrestling)
2013	Larry Seivers (Football 1974-76) Trey Teague (Football 1994-97)
2014	Bridgette Gordan (Basketball 1985-1989) Paul Naumoff (Football 1964-1966)
2015	Jimmy England (Basketball 1968-71) Jamie Rotella (Football 1971-73)

* Deceased at time of induction

GENERAL

STAFF

PLAYERS

REVIEW

HISTORY

HONORS

VOLMANAC

RECORDS



HALLS OF FAME & OTHER HONORS

PROFESSIONAL HALLS OF FAME

■ PRO FOOTBALL HALL OF FAME

Located in Canton, Ohio

Vol Members:

Doug Atkins, DE (Elected 1982)

Reggie White, DT (Elected 2006)

■ CANADIAN FOOTBALL HALL OF FAME

Located in Hamilton, Ontario

Vol Members:

Dick Huffman, DT (Elected 1987)

Condredge Holloway, QB (Elected 1999)

Ray Nettles, LB (Elected 2005)

NATIONAL AWARDS

■ NCAA SILVER ANNIV. AWARD

Selected by NCAA honoring men who have led distinguished professional careers after illustrious college athletic careers 25 years ago.

1950-52 Andy Kozar, FB (1977)

1965-67 Bob Johnson, C (Selected 1993)

1971-74 John Trembley, Freestyle (Selected 2000)

■ SILVER ANNIV. ALL-AMERICA

Selected by Sports Illustrated honoring successful men who played college football 25 years ago.

1933-35 C.C. Humphreys, End (Selected 1960)

1938-40 Ed Cifers, End (Selected 1965)

REGIONAL AWARDS

■ TOUCHDOWN CLUB OF ATLANTA

Originated in 1938 with the selection of the Southeast Player of the Year.

Players:

1940 Bob Suffridge (Guard)

1956 Johnny Majors (Tailback)

1981 Lee North (Center)

1983 Reggie White (Def. Tackle)

1984 Bill Mayo (Offensive Guard)

1986 Dale Jones (Linebacker)

1991 Dale Carter (Defensive Back)

1997 Peyton Manning (Quarterback)

1998 Al Wilson (Linebacker)

1999 Deon Grant (Defensive Back)

2006 Arron Sears (Offensive Tackle)

2008 Eric Berry (Defensive Back)

2009 Eric Berry (Defensive Back)

Coach:

1998 Phillip Fulmer

1990 Antone Davis (Tackle)

1996 Joey Kent (Wide Receiver)

1998 Al Wilson (Linebacker)

Most Outstanding Back:

1951 Hank Lauricella (Tailback)

1956 Johnny Majors (Tailback)

1997 Peyton Manning (Quarterback)

2000 Travis Henry (Tailback)

■ BIRMINGHAM TD CLUB AWARDS

Originated in 1976 with selection of the outstanding senior football player in the Southeastern Conference. Expanded to include selection of assistant coach of the year.

Outstanding Senior:

1983 Reggie White (Defensive Tackle)

1990 Tony Thompson (Back)

1991 Andy Kelly (Quarterback)

1997 Peyton Manning (Quarterback)

1998 Al Wilson (Linebacker)

Assistant Coach of the Year:

1983 Larry Marmie (Defensive Coordinator)

1985 Ken Donahue (Defensive Coordinator)

1987 Walt Harris (Offensive Coordinator)

1993 David Cutcliffe (Offensive Coordinator)

■ BIRMINGHAM MONDAY MORNING QUARTERBACK CLUB AWARDS

Originated in 1942 with the selection of the SEC's most outstanding back and lineman.

Most Outstanding Lineman:

1950 Ted Daffer (Guard)

1964 Steve DeLong (Guard)

1967 Bob Johnson (Center)

1970 Chip Kell (Guard)

1982 Willie Gault (Wide Receiver)

1983 Reggie White (Tackle)

1989 Eric Still (Guard)



ALL-TIME TEAMS

■ ALL-TIME ALL-AMERICA (FWAA)

Selected by the Football Writers Association of America for the centennial year of college football in 1969.

Modern Era (1920-68)

1938-40 Bob Suffridge, Guard

■ SOUTHEAST AREA ALL-TIME TEAM (FWAA)

Selected by the Football Writers Association of America for the centennial year of college football.

Early Era (1869-1919)

1906-09 Nathan Dougherty, Guard

Modern Era (1920-69)

1938-40 Bob Suffridge, Guard

1929-31 Herman Hickman, Guard

■ ALL-TIME SEC TEAM (1933-82)

The All-Time SEC team for the first 50 years (1933-82) was selected by the SEC Skywriters in 1982.

1938-40 Bob Suffridge, Guard

1950-52 Doug Atkins, Tackle

1967-69 Jack Reynolds, Linebacker

■ QUARTER CENTURY ALL-SEC TEAM (1950-74)

Selected by a poll of sports writers for the Birmingham Quarterback Club. Selections were made in December 1975.

Player of the Quarter Century

1950-52 Doug Atkins, Tackle

Other Team Members

1954-56 Johnny Majors, Back

1949-51 Ted Daffer, Guard

1965-67 Bob Johnson, Center

SPRING FOOTBALL AWARDS

■ HARVEY ROBINSON AWARD

Presented each spring to the most-improved offensive player as selected by the coaching staff in honor of Harvey Robinson, former Vol player (1929-32), assistant coach (1946-52, 1960-63) and head coach (1953-54).

1979	OT Tim Irwin	WR Benjie Shuler	
1980	WR Mike Miller	1998	RB Will Bartholomew
1981	TE Mike E. Cofer	1999	OT Will Ofenheusle
1982	OT John Mathews	2000	OT Fred Weary/ TE Neil Johnson
1983	RB Randall Morris	2001	C Jason Respert/ TE Jason Witten
1984	QB Tony Robinson/ TE John Cook	2002	WR Tony Brown
1985	TE Tim Hendrix/ OT Bruce Wilkerson	2003	OL Cody Douglas
1986	TE Tim Hendrix/ QB Randy Sanders	2004	OG Rob Smith
1987	RB Reggie Cobb/ OT Eric Still	2005	OT Ramon Foster/ C David Ligon
1988	C John Fisher/ TE Mark Adams/ FB Greg Amsler	2006	OT Steven Jones
1990	WR Lee Wood	2007	OT Ramon Foster
1991	OG Mike Stowell	2008	WR Ahmad Paige/ TE Luke Stocker
1992	WR Rodney Ruth	2009	WR Quintin Hancock
1993	OG Trey Peterson	2010	OL Dallas Thomas
1994	TE Scott Pfeiffer	2011	C Alex Bullard
1995	RB Chester Ford	2012	TB Devrin Young
1996	WR Peerless Price	2013	C Mack Crowder
1997	QB Tee Martin/	2014	OL Kyler Kerbyson
		2015	OL Jashon Robertson

■ PEYTON MANNING LEADERSHIP AWARD

Presented each spring to the offensive player who shows unparalleled leadership in honor of Peyton Manning (1994-97)

2015 QB Joshua Dobbs

■ ANDY SPIVA AWARD

Presented each spring to the most-improved defensive player as selected by the coaching staff in honor of Andy Spiva, outstanding linebacker from 1973-76.

1979	DE Steve Davis	1998	DB Mikki Allen
1980	LB Mark Burns	1999	DT John Henderson
1981	DT Reggie White	2000	DT Edward Kendrick/ DB Steven Marsh
1982	DT Chris Wampler/ DE Mike Terry	2001	LB Eddie Moore/ DB Mark Jones
1983	LB Alvin Toles	2002	DE Karlton Neal
1984	LB Jim Dunkin	2003	DE Jason Hall/ DE Antwan Stewart
1985	DB Tommy Sims	2004	DE Turk McBride
1986	LB Tyrone Robinson	2005	DB Corey Campbell/ LB Ryan Karl
1987	LB Mike Kelley/ LB Keith DeLong DT Marion Hobby	2006	DB Jonathan Wade/ DT Dan Williams
1988	MG Charles McRae	2007	DB Marsalous Johnson
1989	DB Kelly Days	2008	DE Robert Ayers/ CB D. Willingham
1990	DB Floyd Miley	2009	DE Chris Walker
1991	LB Darryl Hardy/ DT Shazzon Bradley	2010	LB Austin Johnson
1992	DE Shane Bonham/ DB Steve Session	2011	DT Daniel Hood
1993	LB Scott Galyon	2012	DL Gregory Clark OL Steven Fowlkes
1994	LB Tyrone Hines	2013	LB Dontavis Sapp
1995	DT Shane Burton	2014	DL Corey Vereen
1996	DT Bill Duff	2015	DB Rashaan Gauden
1997	DT Bill Duff/ LB Shawn Johnson		

■ AL WILSON LEADERSHIP AWARD

Presented each spring to the defensive player who shows unparalleled leadership in honor of Al Wilson (1995-98)

2014 LB Curt Maggitt

2015 DB Cameron Sutton

TEAM AWARDS

■ MICKEY O'BRIEN AWARD

Awarded annually in honor of Mickey O'Brien, Tennessee trainer from 1938-72, to the senior player who best exemplifies courage and determination to overcome physical obstacles during his career and make a valuable contribution to the team.

1967	G Joe Graham
1968	QB Bubba Wyche
1969	B Benny Dalton
1970	TB Don McLeary
1971	E Tom Bennett
1972	T Gaylon Hill
1973	LB Eddie Wilson
1974	LB Hank Walter
1975	No Recipient
1976	QB Randy Wallace
1977	QB Danny Jenkins
1978	C Robert Shaw
1979	DB Roland James
1980	TE Reggie Harper
1981	C Lee North
1982	DE Mike Terry
1983	DT Mark Studaway
1984	DT Jim Dunkin
1985	DB Tommy Sims
1986	OG Johnny Hibbett
1987	C Todd Kirk
1988	C Ray Robinson/ RB Keith Davis
1989	WR Terence Cleveland
1990	RB Tony Thompson
1991	TE Von Reeves
1992	DT J. J. Surlas
1993	WR Craig Faulkner
1994	OG Kevin Mays
1995	DB DeRon Jenkins
1996	LB Tyrone Hines
1997	DB Tori Noel
1998	DT Jeff Coleman/ DT Ron Green/ OT Jarvis Reado
1999	RB Jamal Lewis/ OT Chad Clifton
2000	LB Eric Westmoreland
2001	OG Fred Weary
2002	LB Keyon Whiteside
2003	DE Constantin Ritzmann
2004	C Chuck Prugh/ C Jason Respert
2005	Not Awarded
2006	WR Jayson Swain/ LB Marvin Mitchell

Not Awarded Since 2006

■ BILL MAJORS AWARD

Awarded annually to the Volunteer player who best exemplifies the dedication toward football displayed by Bill Majors, a UT player and coach, who died in 1965.

1965	WB Hal Wantland
1966	G Bobby Morel
1967	MM Jimmy Glover
1968	T Dick Williams
1969	B Bill Young
1970	DB Tim Priest
1971	FB Curt Watson
1972	G Bill Emendorfer
1973	B Eddie Brown
1974	B Jim Watts
1975	No Recipient
1976	WR Larry Seivers
1977	T Danny Jenkins
1978	DE Dennis Wolfe
1979	T Phil Sutton
1980	T Brad White
1981	LB Lemont Holt Jeffers
1982	DB Bill Bates
1983	C Glenn Streno/ OT Curt Singer
1984	LB Alvin Toles
1985	QB Daryl Dickey
1986	LB Dale Jones
1987	DB Terry McDaniel
1988	QB Jeff Francis
1989	WR Thomas Woods
1990	RB Tony Thompson
1991	QB Andy Kelly/ LB Shon Walker
1992	DB J. J. McCleskey
1993	DT Shane Bonham
1994	WR Kendrick Jones
1995	LB Scott Galyon
1996	DB Raymond Austin
1997	DT Bill Duff/ QB Peyton Manning
1998	RB Shawn Bryson/ DT Darwin Walker
1999	DB Fred White/ C Spencer Riley/ DB Derrick Edmonds
2000	DB Andre Lott/ DE Will Overstreet/ FB Will Bartholomew
2001	DE Will Overstreet/ FB Will Bartholomew
2002	LB Eddie Moore/ C Scott Wells
2003	LB Robert Peace
2004	WR Tony Brown/ DE Parys Haralson
2005	Not Awarded
2006	DB Jonathan Hefney

Not Awarded Since 2006

■ MARYVILLE DAILY TIMES TROPHY

Awarded annually to the senior Tennessee football player with the highest scholastic average. The award, which originated in 1951 by The Knoxville Journal, has been presented by the Maryville Daily Times since 1992.

1951	C Bill Jasper
1952	FB Andy Kozar
1953	T Colin Munro
1954	WB Hugh Garner
1955	G Charles Coffey
1956	T Charles Rader
1957	G Bill Johnson
1958	WB Sammy Burklow
1959	FB Neyle Sollee
1960	G Wayne Grubbs
1961	BB Gene Gann
1962	BB Wayne Coleman
1963	BB Pat Downey
1964	C Norbert Ackermann
1965	G Bobby Gratz
1966	T Mack Gentry
1967	C Bob Johnson
1968	E Terry Dalton
1969	E Vic Dingus
1970	G Don Denbo
1971	PK George Hunt
1972	LB Jamie Rotella/ DB David Allen
1973	DB Eddie Brown
1974	DB Jim Watts
1975	DB Russ Rabenstein
1976	DB Mike Mauck
1977	TE John Murphy
1978	DB Chip Linebarier
1979	QB David Rudder
1980	T Tim Irwin-Tackle
1981	QB Jeff Olszewski
1982	DB Doug Parrish
1983	OG Johnny McAdams
1984	WR Bill Eichholtz
1985	DB Tim Welch
1986	DB Charles Davis
1987	LB Kelly Ziegler
1988	PK Adam Epstein
1989	OG Eric Still
1990	DB Preston Warren
1991	C Craig Martin/ OG Tom Myslinski
1992	TE Robert Todd
1993	DT Paul Yatkowski
1994	OG Kevin Mays
1995	LB Scott Galyon
1996	TE John Sartelle
1997	QB Peyton Manning/ OT Brad Lampley
1998	PK Jeff Hall
1999	H Benson Scott
2000	P David Leaverton/ DB Eric Campbell
2001	TE John Finlayson
2002	H Seth Reagan/ LB Brian Word
2003	OG Guillaume Dumont
2004	OT Michael Munoz
2005	WR C.J. Fayton/ DE Parys Haralson
2006	PK James Wilhoit
2007	WR/H Casey Woods

Not Awarded Since 2007

■ JOHN STUCKY AWARD

Awarded annually to the Vol player who shows the most dedication and work discipline to improve strength as selected by the strength and conditioning staff.

1994	RB Aaron Hayden
1995	OG Bubba Miller/ LB Scott Galyon
1996	DB Raymond Austin/ RB Shawn Bryson
1997	QB Peyton Manning/ LB Eric Westmoreland
1998	LB Al Wilson
1999	DB Mikki Allen/ DE Will Overstreet
2000	FB Will Bartholomew/ C Fred Weary
2001	FB Will Bartholomew/ OG Fred Weary
2002	DB Stephen Marsh/ DE Omari Hand/ DT Demetrian Veal
2003	RB Troy Fleming/ LB Robert Peace/ C Scott Wells
2004	WR Tony Brown/ LB Kevin Burnett/ OT Michael Munoz
2005	OT Cody Douglas/ LB Omar Gaither/ DE Parys Haralson/ C Rob Smith
2006	FB Cory Anderson/ DT Justin Harrell/ LB Marvin Mitchell/ WR Jayson Swain
2007	DB Inky Johnson/ LB Jerod Mayo/ DT J.T. Mapu/ DE Xavier Mitchell
2008	DE Wes Brown/ DE Robert Ayers/ WR Lucas Taylor/ DB D. Willingham
2009	Not Awarded
2010	C Cody Pope/ DE Willie Bohannon
2011	FB Channing Fugate QB Matt Simms LB Austin Johnson LB Daryl Vereen
2012	QB Tyler Bray OL Ja'Wuan James DB Brian Randolph DL Jordan Williams
2013	RB Alden Hill TE Alex Ellis DB Max Arnold
2014	WR Marquae North FB Joe Stocstill
2015	DB Malik Foreman OL Jashon Robertson DL Kendal Vickers

■ 63 AWARD

Awarded annually to the Vol player who shows the most strain and effort.

2015	WR Johnathon Johnson
------	----------------------



POSTSEASON ALL-STAR GAMES

Active games

EAST-WEST SHRINE GAME

San Francisco and Palo Alto, Calif.; Houston and San Antonio, Texas; Orlando, Fla.

1932	Gene McEver Herman Hickman
1934	Beattie Feathers
1946	Bob Dobelstein
1964	Steve DeLong
1965	Frank Emanuel
1976	Ron McCartney
1977	Mickey Marvin Andy Spiva
1979	Robert Shaw
1980	Craig Puki Bill Marren
1981	Tim Irwin Brad White
1982	Anthony Hancock
1983	Mike Miller
1985	Johnnie Jones
1986	Eric Swanson
1988	John Bruhin Terry McDaniel
1990	Kent Elmore Tracy Hayworth
1991	Roland Poles
1992	Tom Myslinski
1996	Scott Galyon DeRon Jenkins Jason Layman
1998	Jonathan Brown Robert Poole
1999	Jeff Hall
2001	David Leaverton
2003	Omari Hand
2004	Rashad Baker Casey Clausen Gibril Wilson
2005	Jason Respert
2006	Jason Hall
2007	Jayson Swain
2008	Jonathan Hefney
2009	Ramon Foster
2010	Chris Scott
2011	Chris Walker
2012	Tauren Poole Zach Fulton
2014	Rajion Neal James Stone
2015	Justin Coleman

Coaches

1981	Johnny Majors
1987	Johnny Majors
1996	Phillip Fulmer
1998	Phillip Fulmer

SENIOR BOWL

Mobile, Ala.

1951	Bud Sherrad
1952	Ted Daffer Hank Lauricella Bill Pearman Gordon Polofsky
1954	Mack Franklin
1955	Darris McCord

1957	Buddy Cruze John Gordy Johnny Majors
1958	Bill Anderson
1959	Carl Smith
1960	Lebron Shields
1962	Mike Lucci
1963	John Hudson
1964	Dick Evey Mallon Faircloth
1965	Steve DeLong (MVP)
1966	Frank Emanuel
1967	Johnny Mills Paul Naumoff
1968	John Boynton Bob Johnson Dewey Warren
1969	Charles Rosenfelder
1970	Steve Kiner Jack Reynolds
1971	Chip Kell Tim Priest
1972	Ray Nettles Bobby Majors Curt Watson
1973	Jamie Rotella Conrad Graham
1974	Eddie Brown
1977	Andy Spiva
1979	Robert Shaw
1980	Roland James
1981	Danny Spradlin
1982	Brian Ingram Lee North
1983	Darryal Wilson
1984	Mark Studaway
1985	Bill Mayo Carl Zander
1986	Eric Swanson Daryl Dickey
1988	Anthony Miller John Bruhin
1989	Keith DeLong Jeff Francis
1990	Marion Hobby Eric Still
1991	Tony Thompson Vince Moore Alvin Harper (MVP)
1992	Dale Carter Bernard Dafney Chris Mims Chuck Smith Jeremy Lincoln
1993	Todd Kelly
1994	Charlie Garner (MVP) Cory Fleming
1995	Kevin Mays James Stewart Billy Williams
1996	DeRon Jenkins Jason Layman Jeff Smith
1997	Jay Graham Tyrone Hines Joey Kent

1998	Jonathan Brown Terry Fair Leonard Little Tori Noel Trey Teague
1999	Shawn Bryson Jeremaine Copeland Steve Johnson Peerless Price Al Wilson
2000	Chad Clifton Dwayne Goodrich Tee Martin Spencer Riley Raynoch Thompson Darwin Walker
2001	David Leaverton Cedrick Wilson Eric Westmoreland
2002	Will Bartholomew Andre Lott Will Overstreet Travis Stephens Fred Weary
2003	Julian Battle Rashad Moore
2004	Scott Wells
2005	Dustin Colquitt Cedric Houston
2006	Cody Douglas Parys Haralson Jesse Mahelona Albert Toeaina
2007	Arron Sears Jonathan Wade
2008	Erik Ainge (MVP) Brad Cottam
2009	Robert Ayers (MVP) Arian Foster Anthony Parker
2010	Morgan Cox Chris Scott Dan Williams
2011	Luke Stocker
2012	Malik Jackson
2013	Mychal Rivera Dallas Thomas (INJ)
2014	Ja'Wuan James Daniel McCullers

CASINO DEL SOL ALL-STAR GAME

Tucson, Ariz.

2012	Austin Johnson
-------------	----------------

COLLEGE ALL-STAR GAME

Greenville, S.C.

2014	J.R. Carr Maurice Couch Corey Miller Marlon Walls
-------------	--

MEDAL OF HONOR BOWL

Charleston, S.C.

2014	Alex Bullard Maurice Couch Rajion Neal Michael Palardy Dontavis Sapp Marlon Walls
2015	Jordan Williams

NFLPA COLLEGIATE BOWL

Los Angeles, Calif.

2013	Herman Lathers Marsalis Teague
-------------	-----------------------------------

TEXAS VS. THE NATION

El Paso, Texas

2007	James Wilhoit
2008	Chris Brown Xavier Mitchell Antonio Reynolds
2009	Demonte Bolden DeAngelo Willingham
2010	Jonathan Crompton Vladimir Richard
2011	Denarius Moore



Luke Stocker played in the 2011 Senior Bowl.

POSTSEASON ALL-STAR GAMES

Defunct games

AMERICAN BOWL

Tampa, Fla.

1969	Charles Rosenfelder Jim Weatherford
1970	Steve Kiner Jack Reynolds Frank Yanosky
1972	George Hunt
1974	Haskel Stanback Eddie Brown
1975	Jim Watts
1976	Steve Poole

BLUE-GRAY GAME

Montgomery, Ala.

1941	Ray Graves Johnny Butler
1942	Art Brandau R.A. Long
1944	Art Brandau Earle Brown Denver Crawford
1945	Denver Crawford
1947	Denver Crawford Ray Drost
1948	Jim Powell
1953	Bill Barbish Mack Franklin Bob Fisher
1954	Darris McCord Jimmy Wade
1958	Tommy Potts Carl Smith
1959	Ray Moss Joe Schaffer
1960	Cotton Letner
1960	Bill Majors
1961	Mike Lucci
1962	John Hudson
1963	Dick Evey Mallon Faircloth
1964	Whit Canale
1965	Hal Wantland
1971	George Hunt
1975	Tommy West Steve Poole
1976	Joe Gallagher
1977	Brent Watson
1978	Charlton Webb
1980	Danny Spradlin
1981	Brian Ingram
1983	Clyde Duncan Mark Studaway
1984	Fuad Reveiz
1989	Jeff Francis Kevin Simon

COACHES'

ALL-AMERICA GAME

Lubbock, Texas

1962	Pat Augustine
1965	Hal Wantland
1966	Frank Emanuel Bob Petrella
1967	Paul Naumoff
1968	Walter Chadwick Bob Johnson

1969 Charles Rosenfelder

1969 Jim Weatherford

1972 George Hunt
Ray Nettles
Curt Watson

1973 Conrad Graham
Jamie Rotella

1976 Ron McCartney

COLLEGE ALL-STAR

GAME

Chicago

1934	Beattie Feathers
1938	Bowden Wyatt
1940	George Cafego
1941	Marshall Abe Shires Bob Suffridge
1943	R.A. Long Billy Meek
1946	Earle Brown
1948	Denver Crawford
1951	Jim Hill J.W. Sherrill Bud Sherrod Jack Stroud
1952	Hank Lauricella Bill Pearson Bert Rechichar
1953	Andy Kozar John Michels
1955	Darris McCord
1957	Bobby Gordon John Gordy
1962	Mike Lucci
1964	Dick Evey
1965	Steve DeLong
1966	Frank Emanuel
1967	Paul Naumoff
1968	Bob Johnson
1970	Jack Reynolds
1973	Jamie Rotella
1975	Neil Clabo
1976	Ron McCartney

EASTHAM ENERGY

COLLEGE ALL-STAR

GAME

Tempe, Ariz.

2011 Chad Cunningham

GRIDIRON CLASSIC

Orlando, Fla.

1999	Jeremaine Copeland Jarvis Reado
2000	Fred White
2001	David Martin
2002	Reggie Coleman Dominique Steveson
2003	Keyon Whiteside
2004	Troy Fleming (MVP) Anthony Herrera
2005	Victor McClure

LAS VEGAS

ALL-AMERICAN CLASSIC

Las Vegas

2004 Robert Peace

Constantin

Ritzmann

Chavez Smith

2005 Corey Larkins

Derrick Tinsley

HULA BOWL

Honolulu and Wailuku, Hawaii

1952 Hank Lauricella

1953 John Michels

1972 Jackie Walker

1975 Condredge

Holloway (MVP)

Robert Pulliam

1977 Stanley Morgan

Larry Seivers

1979 Charlton Webb

1980 Jimmy Streater

Roland James

1981 Reggie Harper

1982 Lee North

1983 Willie Gault

1984 Reggie White

1985 Reggie McKenzie

Bill Mayo

1986 Jeff Smith

Tim McGee

1987 Joey Clinkscales

Dale Jones

1988 Harry Galbreath

Anthony Miller

1991 Charles McRae

Antone Davis

Alvin Harper

Anthony Morgan

1996 Shane Burton

Bubba Miller

1997 Raymond Austin

1999 Jeff Hall

2000 Josh Tucker

2001 DeAngelo Lloyd

2002 Bernard Jackson

2004 Jabari Greer

Mark Jones

2005 Tony Brown

Jabari Davis

Jason Respert

2006 Omar Gaither

2007 Marvin Mitchell

Bret Smith

2008 J.T. Mapu

Coaches

1975 Bill Battle

1977 Johnny Majors

1986 Johnny Majors

1991 Johnny Majors

2000 Phillip Fulmer

KING ALL-AMERICA

CLASSIC

San Jose, Calif.; Tallahassee, Fla.

1990 Tracy Hayworth

Thomas Woods

1991 Harlan Davis

Mark Moore

JAPAN BOWL

Tokyo

1977	Stanley Morgan Larry Seivers
1980	Craig Puki Steve Davis
1981	Tim Irwin Brad White
1984	Reggie White (MVP)
1985	Jim Dunkin Johnnie Jones Raleigh McKenzie Reggie McKenzie
1986	Tommy Sims Chris White
1987	Bruce Wilkerson Charles Davis Carlos Reveiz
1988	Terry McDaniel
1989	Keith DeLong Jeff Francis Kevin Simons
1990	Marion Hobby Eric Still
1991	Antone Davis
1992	John Fisher Andy Kelly Tom Myslinski
1993	J. J. McCleskey Mike Stowell

Coaches

1981 Johnny Majors

1985 Johnny Majors

1992 Johnny Majors

MAGNOLIA GRIDIRON

ALL-STAR FOOTBALL

CLASSIC

Jackson, Miss.

2006 Chris Hannon

NORTH-SOUTH

ALL-STAR CLASSIC

Houston

2007 Cory Anderson

NORTH-SOUTH

SHRINE GAME

Miami, Fla.; Pontiac, Mich.

1955 Charles Coffey

1961 Glenn Glass

1971 Bobby Majors

Ray Nettles

Curt Watson

1976 David Brady

1979 Charlton Webb

Coaches

1971 Bill Battle

OLYMPIA GOLD BOWL

San Diego, Calif

1982 Anthony Hancock

ACADEMIC HONORS & SCHOLARSHIPS

■ CAPITAL ONE ACADEMIC ALL-AMERICANS

College Sports Information Directors of America (CoSIDA) selects the Academic All-America teams. To be nominated, the student-athlete must be a starter or important reserve with at least a 3.20 cumulative grade point average (on a 4.0 scale) for his career. No athlete is eligible until he has reached sophomore athletic and academic standing at his current institution.

CoSIDA chooses All-District and both first and second team All-America teams. Selections below are first team unless otherwise noted.

1956	Charles Rader, Tackle, Chemistry, A-
1957	Bill Johnson, Guard, Bus. Admin., B+
1965	Mack Gentry, Tackle, Bus. Admin., B+
1967	Bob Johnson, Center, Ind. Engr., B+
1970	Tim Priest, Defensive Back, Pre. Law, B+
1980	Tim Irwin, Tackle, Pre. Law, B+
1982	Mike Terry, Defensive End, Bus. Admin., A+
1989	Eric Still, Offensive Guard, Transportation, B+, All-America (2nd); All-District IV
1996	Jeff Hall, Place Kicker, Marketing, 3.31, All-District IV Peyton Manning, Quarterback, Speech, 3.51, All-America (2nd); All-District IV
1997	Peyton Manning, Quarterback, Sports Mgmt., 3.50 GPA, All-America; All-District IV
2000	David Leaverton, Punter, Marketing, 3.53, All-District IV
2001	Will Bartholomew, Fullback, Finance, 3.53, All-District IV Will Overstreet, Defensive End, Finance, 3.46, All-America (2nd); All-District IV
2002	Michael Munoz, Offensive Tackle, Political Science, 3.61, All-District IV (2nd)
2005	Rob Smith, Offensive Guard, Sociology, Criminal Justice, 3.44, All-District IV (2nd)
2006	Erik Ainge, Quarterback, Political Science, 3.43, All-District IV (2nd) James Wilhoit, Placekicker, Sport Studies (M.S.), 3.80, All-District IV, All-America (2nd)
2007	Daniel Lincoln, Placekicker, Business Admin., 3.49 All-District IV Austin Rogers, Wide Receiver, Finance, 3.28, All-District IV
2009	Daniel Lincoln, Placekicker, Enterprise Management, 3.31, All-District (2nd) Cody Sullins, Center, Communication Studies, 4.00 All-District (2nd)

■ McWHORTER SCHOLAR-ATHLETES OF THE YEAR

Each year the SEC, in conjunction with the Alltel Corporation, provides the league's male and female H. Boyd McWhorter Scholar-Athlete Award winners with a \$10,000 post-graduate scholarship. The award recipients are chosen by a committee of Faculty Athletics Representatives from the 12 SEC institutions. The award is named for former SEC Commissioner H. Boyd McWhorter.

1985-86	John Young (Football)
1992-93	Lang Wiseman (Basketball)

■ NASDAQ SCHOLAR-ATHLETE AWARD

The Nasdaq presents the nation's top scholar-athlete \$5,000 in scholarship money for the school's general scholarship fund.

1997	Peyton Manning, Quarterback, Speech Communication
------	---

■ NACDA PRESEASON GAMES

POST-GRADUATE SCHOLAR-ATHLETE AWARD

The National Association of College Directors of Athletics began its post-graduate awards program in 1989-90. The award consists of a \$5,000 scholarship for post-graduate studies at the institution of the honoree's choice. Funding for the awards program is through the NACDA Foundation.

1990	Charles McRae (Football)
1998	Peyton Manning (Football)

■ THE NCAA TOP VIII

SCHOLAR-ATHLETE AWARDS

The NCAA Today's Top VIII, selected by the NCAA Honors Committee, recognizes distinguished student-athletes from the preceding calendar year for athletics, academic achievement, character and leadership.

1997	Peyton Manning, Quarterback, Speech Communication
------	---

■ WOODY HAYES NATIONAL

SCHOLAR-ATHLETE

The Woody Hayes National Scholar Athlete Awards are presented by the University and Northwest Setoma Club of Columbus, Ohio. Six winners are selected each year, two men and women from each of the three divisions of the NCAA.

2005	Michael Munoz, Offensive Tackle
------	---------------------------------

THE ALL-TIME ACADEMIC



Bob Johnson was named to the Academic All-America® All-Time Team announced July 1, 1997, at the College Sports Information Directors of America (CoSIDA) convention in New Orleans by NBC sportscaster Dick Enberg.

Johnson, a two-time All-America center for the Vols (1966-67), was also named Academic All-America in 1967. He was inducted into the College Football Hall of Fame in 1989 and was captain of the Vols' 1967 SEC Championship team.

■ AMERICAN HONDA

SCHOLAR-ATHLETE PROGRAM

The Honda Scholar-Athlete program recognizes nine NCAA Division I college football players for their outstanding performance on the field and in the classroom. American Honda donates \$3,000 to the general scholarship fund of each player's school on their behalf. Also, Honda names a Scholar-Athlete of the Year and a \$10,000 donation is made to the university's general scholarship fund.

1996	Peyton Manning, Quarterback
1997	Peyton Manning, Quarterback (National Scholar-Athlete of the Year)

■ NCAA POST-GRADUATE SCHOLARSHIP AWARDS

The NCAA annually awards 174 post-graduate scholarships to student-athletes who excel academically and athletically and who are in their last year of intercollegiate athletic competition.

In addition to the 35 football honorees, the NCAA awards grants to 32 basketball players (16 each for men and women) and 107 student-athletes participating in sports other than football and basketball in which the NCAA conducts championships.

1971	Football—Don Dembo, Guard, Pre-Medicine
1971	Football—Tim Priest, Defensive Back, Pre-Medicine
1973	Baseball—Bobby Tucker, Outfielder, Business Administration
1977	Football—Mike Mauck, Defensive Back, Pre-Dental
1980	Football—Tim Irwin, Tackle, Pre-Law
1983	Track—Steve Poe, Decathlon, Liberal Arts
1988	Swimming—Mark Jechura, Freestyle, Aerospace Engineering
1993	Basketball—Lang Wiseman, Guard, Finance
1997	Football—Peyton Manning, Quarterback, Speech Communication
1999	Swimming—Adam Engle, Freestyle, Electrical Engineering
2001	Swimming—Zane DeWitz, Butterfly, Psychology
2001	Track—Joe Dickson, Steeplechase, Psychology
2003	Swimming—Greg Simpson, Freestyle, Marketing
2006	Swimming—Tyler Gustafson, Freestyle, Logistics and Transportation
2011	Tennis—John-Patrick Smith, Economics
2011	Swimming—Geoff Sanders, Freestyle, Chemical Engineering
2012	Swimming & Diving—Ryan Helms, Education
2013	Swimming & Diving - Kelsey Floyd, Recreation and Sport Management
2014	Soccer—Caroline Brown, Recreation and Sport Management

■ THE NATIONAL FOOTBALL FOUNDATION SCHOLAR ATHLETE

The National Football Foundation recognizes student-athletes each year by its awards committee to receive a post-graduate fellowship from the Foundation. Each scholar-athlete chosen will receive an \$18,000 base scholarship for post-graduate study. The top scholar-athlete will receive the prestigious Draddy Award.

1959	Neyle Sollee, Fullback, Engineering
1967	Bob Johnson, Center, Engineering
1970	Don Denbo, Guard, Pre-Medicine
1976	Mike Mauck, Defensive Back, Pre-Dental
1997	Peyton Manning, Quarterback, Speech Comm. (Draddy Award)
2004	Michael Munoz, Offensive Tackle, Public Admin. (Draddy Award)

■ WILLIAM V. CAMPBELL

SCHOLAR-ATHLETE

The National Football Foundation and Hall of Fame honors student athletes weekly with \$10,000 donated in their names to the university's general scholarship fund. From the weekly winners the NFF chooses four finalists as top scholar athletes and each will receive an additional \$25,000. One of the finalists will be presented the William V. Campbell award as the nation's top scholar athlete as chosen by the NFF Awards Committee.

1995	Scott Galyon, Linebacker, Marketing/Education
1997	Peyton Manning, Quarterback, Speech Comm. (Draddy Award)
1999	Benson Scott, Holder, College Scholars
2004	Michael Munoz, Offensive Tackle, Public Admin. (Draddy Award)

■ AFCA ACADEMIC ACHIEVEMENT AWARDS

The American Football Coaches Association Awards have been presented annually by the Touchdown Club of Memphis to schools with a graduation rate of over 70 percent of its football team. The College Football Association presented the award from 1981-97.

Tennessee won this award in 1989, 1991, 1993, 1998 and 1999.

■ AFCA GOOD WORKS TEAM

The American Football Coaches Association Good Works Teams honors those who show exceptional dedication to community service and to the betterment of communities in which they live. The College Football Association presented the awards from 1992-96.

1995	Bubba Miller, C/G	2000	David Leaverton, P
1996	Peyton Manning, QB	2003	Kevin Burnett, LB
1997	Peyton Manning, QB	2006	James Wilhoit, PK
1998	Jeff Hall, PK	2007	Jerod Mayo, LB

■ HERMAN HICKMAN SCHOLARSHIP

Established by UT alumni and friends in 1958 following the death of Herman Hickman, Tennessee All-America and Hall of Fame member. Hickman, who played at Tennessee from 1929-31, served as assistant coach at Wake Forest, NC State and Army before becoming head coach at Yale. This graduate scholarship is awarded to varsity athletes in the field of their choice. The recipient currently receives a minimum of \$1,000 per semester.

1963-64	Wayne Coleman—Football
1965-66	Norbert Ackermann—Football
1966-67	Norbert Ackermann—Football



	John Burpo—Baseball
1967-68	Roger Neiswender—Track
1968-69	Lee Ruch—Tennis
1969-70	Gary Cooper—Baseball
1970-71	Vic Dingus—Football
	Jeff Gabel—Track
1971-72	Jeff Gabel—Track
	Steve Wold—Football
	Don McLeary—Football
1972-73	David Wamer—Track
1973-74	Tim Priest—Football
	Phillip Fulmer—Football
1974-75	Robert Van Malder—Tennis
	Rick Bowers—Track
1975-76	Hal Bibee—Baseball
	David Allen—Football
1976-77	David Allen—Football
	Bill Emendorfer—Football
1977-78	David Allen—Football
	Bill Emendorfer—Football
1979-80	Walter Vredeveld—Swimming
	Scott Genther—Track
	Chip Linebarier—Football
1980-81	Chip Linebarier—Football
	Brent Watson—Football
1981-82	Chip Linebarier—Football
1982-83	Chip Linebarier—Football
1983-84	Mike Adler—Baseball
1984-85	Bob Weldon—Swimming
1986-87	David Moon—Football
1989-90	Adam Epstein—Football
1990-91	Adam Epstein—Football
1992-93	Eric Riffer—Football
1993-94	Eric Riffer—Football
	Tony Thompson—Football
1994-95	Scott Fontis—Swimming
1995-96	Scott Fontis—Swimming
1996-97	Scott Fontis—Swimming
1997-98	Ricky Busquets—Swimming
1998-99	Tony Cosey—Track
2001-02	Russell Johnson—Track
2002-03	John Finlayson—Football
	Gabi Chereches—Swimming
2003-04	Gabi Chereches—Swimming
2005-06	Will Overstreet—Football
2006-07	Will Curtiss—Baseball
2007-08	Jake Finlayson—Football
	Chris Robinson—Golf
2008-09	C.J. Fayton—Football
2009-10	Jarod Parrish—Football
2010-11	Jarod Parrish—Football

PEYTON MANNING SCHOLARSHIP

The University of Tennessee honors former Vol quarterback Peyton Manning each year by presenting a scholarship to a first-year student who will participate in UT's Honors program. The scholarship is funded from gifts to the University garnered from Manning's academic awards, the UT Athletic Department's corporate matching grants program and other private gifts.

Manning's four-year career at UT (1994-97) produced a number of awards that generated \$165,000 in scholarship funds. Among the awards were the Burger King-Vincent dePaul Draddy National Scholar Athlete of the Year, the Davey O'Brien Foundation Award and the American Honda Scholar-Athlete of the Year.

The Manning Scholarship covers the costs of full tuition for a male or female student. The award is granted to a first-year student on the basis of academic achievement, leadership and community service.

1998-99	Jay Stephen Burns (Bulls Gap)
1999-2000	Rebekah Ann Capps (Nashville)
2000-01	Hampton Andrew Holcomb Jr. (Memphis)
2001-02	Kimberly Anne Campbell (Union City)
2002-03	Rachel Lauren Mathews (Knoxville)
2003-04	Bradford Andrew Russell (Charlotte, N.C.)
2004-05	Michael Austen Clapp (Greensboro, N.C.)
2005-06	Jessica Nicole Jarrell (Mosheim)
2006-07	Nora Sue Hutchison (Maynardville)
2007-08	Kara Leann Seat (Nashville)
2008-09	Elizabeth Joyce Tiller (Tuscaloosa, Ala.)
2009-10	Joseph Hunter Tipton (Maryville)
2010-11	Marianela D'Aprile (Martin)
2011-12	Phoebe Fogelman (Oak Ridge); Tyrel Prentiss (Knoxville)
2012-13	Chris Barnes (Knoxville); Macy Harrison (Frisco, Texas)
2013-14	Alexandra Brito (Brentwood) Grant Currin (Cleveland)
2014-15	Alex Crockett (Jamestown) Cody Sain (Medina)
2015-16	Alayna Marie Cameron (Cookeville) Ainsley Caitlin Ellington (Alcoa) Jason Liang (Collierville) Michael Steven Lidwin (Chantilly, Va.)



Alex Crockett and Cody Sain received the 17th annual Peyton Manning Scholarship at a presentation in June 2014.

SEC ACADEMIC HONOR ROLL

A
 Stockton Adkins, FB, Agriculture, 1957
 Erik Ainge, QB, Political Science, 2005, 06, 07
 Zack Allen, DB, Exercise Science, 2011
 Mikki Allen, DB, Exercise Science, 1997, 98
 Carson Anderson, OL, Management, 2012
 Murray Armstrong, E, Pre-Medicine, 1958
 Max Arnold, LB, Sport Management, 2013
 Patrick Ashford, QB, Political Science, 2013, 14

B
 Grey Barker, RB, Biology, 1994, 1995
 Brett Barnes, LB, Communication Studies, 2008
 Ben Bartholomew, TE, Marketing, 2009, 12
 Will Bartholomew, RB, Finance, 1998, 99, 2000, 01
 John Becksvoort, PK, Liberal Arts, 1992
 David Bennett, DB, Psychology, 1992
 Chris Benson, WR, Industrial Engineering, 1988, 89
 Cody Blanc, WR, Management, 2012, 13, 14
 Bradley Blaylock, P, Sport Management, 2001
 Shane Bonham, DT, Exercise Physiology, 1993
 Drae Bowles, WR, English, 2014
 Brent Brewer, DB, Sport Management, 2011
 Derrick Brodus, PK, Communication Studies, 2013, 14
 Eddie Brown, HB, Agriculture, 1973
 Jake Brown, DS, Sport Management, 2007, 08
 Jonathan Brown, DE, Liberal Arts, 1997
 Wes Brown, DE, Communications, 2007, 09
 George Bullock, PK, Business Administration, 2013; Supply Chain Management, 2014

Kevin Burnett, LB, Sport Management, 2002, 03, 04

C
 Bram Cannon, H, Arts & Sciences, 2006
 Bo Campbell, RB, Business Marketing, 1995
 Eric Campbell, DB, Exercise Science, 1998, 99, 2000
 Josh Campbell, C, Wildlife, 1996, 1997, 98
 Michael Cantwell, LB, Chemical Engineering, 2012, 13, 14
 Michael Carillon, DB, Business Administration, 2011
 Marcus Carr, TE, Exercise Science, 1997, 98, 99
 Jacob Carter, WR, Sport Management, 2012, 13; Human Resource Management, 2014
 Jon Catanzano, DB, Retail & Consumer Science, 2004, 05
 Chris Cates, WR, Finance, 2010
 Peter Chang, DB, Marketing, 2003, 04, 05
 Rick Clausen, QB, Recreation & Leisure Studies, 2005
 B.J. Coleman, QB, Communication Studies, 2008
 Tyler Coombes, DB, Kinesiology, 2013
 Jim Bob Cooter, QB, Sport Management, 2003, 04, 05, 06
 Brad Cottam, TE, Sport Management, 2005, 07
 Jeff Cottam, TE, Enterprise Management, 2006, 07, 08, 09
 Geoff Courtney, WR, Sport Management, 2007
 Morgan Cox, LS, Finance, 2006, 07, 08, 09
 Jonathan Crompton, QB, Communication, 2007, 09
 Andrew Crossley, DB, Biochemistry, 2000, 01, 02, 03
 Mack Crowder, OL, Management, 2014
 Chad Cunningham, P/PK, Sport Mgmt., 2009, 10

D
 Jed Dance, LB, General Business, 1986
 Matt Darr, P, Human Resource Management, 2014
 Stephen Darville, C, Sport Management, 2005, 06, 07, 08
 Charles Davis, DB, Political Science, 1986
 Kelly Days, DB, Business, 1987
 Keith DeLong, LB, Business, 1987
 Don Denbo, G, Pre-Medicine, 1969, 1970
 Dylan Dickey, QB, Finance, 2005, 06, 07
 Vic Dingus, E, Chemical Engineering, 1967, 69
 Joshua Dobbs QB, Aerospace Engineering, 2014
 Brendan Downs, TE, Supply Chain Management, 2014
 Tyler Drummer, WR/H, English, 2013
 Bill Duff, DT, Criminal Justice, 1994
 Guillaume Dumont, OG, Biochemistry, 2002, 03
 Alan Duncan, PK, Agriculture, 1979, 1980

E
 Doug Edgar, WR, Mech. Engineering, 2005, 06
 Sam Edgmon, FB, Sport Mgmt., 2010
 Thomas Edwards, OL, Business Exploration, 2014
 Alex Ellis, TE, Biomedical Engineering, 2012
 Shaun Ellis, DE, Undecided, 1997
 Kent Elmore, P, Finance, 1989
 Justin Emert, OG, Political Science, 1996, 97, 98
 Lee England, WR, Biology, 1988, 89
 Adam Epstein, PK, Classics/Pre-Law, 1988
 Jason Epstein, PK, Political Science, 1992

F
 Dale Fair, RB, Engineering, 1974
 Kris Fant, WR, Economics, 2006

2014 SEC ACADEMIC HONOR ROLL

Tennessee has had 254 football student-athletes named to the SEC Academic Honor Roll in the last 10 seasons including 28 in 2014.

2014 Honor Roll

Patrick Ashford - Football - Political Science
 Cody Blanc - Football - Management
 Drae Bowles - Football - English
 Derrick Brodus - Football - Communication Studies
 George Bullock - Football - Supply Chain Management
 Michael Cantwell - Football - Chemical Engineering
 Jacob Carter - Football - Human Resource Management
 Mack Crowder - Football - Management
 Matt Darr - Football - Human Resource Management
 Joshua Dobbs - Football - Aerospace Engineering
 Brendan Downs - Football - Supply Chain Management
 Thomas Edwards - Football - Business Exploratory
 Danny Finch - Football - Business Analytics
 Jacob Gilliam - Football - Political Science

Gregory Grieco - Football - Kinesiology
 Daniel Helm - Football - Materials Science & Engineering
 Andrew Henry - Football - Mechanical Engineering
 Jakob Johnson - Football - Kinesiology
 Kyler Kerbyson - Football - Recreation/Sport Management
 Nathan Peterman - Football -

Human Resource Management
 David Priddy - Football - Mechanical Engineering
 Woody Quinn - Football - Agricultural Leadership
 Brian Randolph - Football - Management
 Joe Stocstill - Football - Management
 Deanthonie Summerhill - Football - Sociology
 Dylan Wiesman - Football - Pre-Pharmacy
 Jordan Williams - Football - Sociology
 Justin Worley - Football - Recreation/Sport Management



Jeff Farrington, QB, Theatre, 2005
 C.J. Fayton, WR, Sport Management, 2003, 05
 Danny Finch, LB, Business Analytics, 2014
 Jake Finlayson, TE, Civil Engineering, 2004, 05
 John Finlayson, TE, Econ. & Bus. 1998, 99, 2000, 01
 Armandos Fisher, LB, Pre-Vet-Medicine, 1991
 Jeremy Fitzgerald, RB, Agricul. Educ., 1997
 Maurice Fitzgerald, DB, Business, 1998
 Brent Freeman, DB, Journalism & Electronic Media, 2006, 07, 08
 Sammy Frogg, P, Business Administration, 1998, 99, 2000
 Channing Fugate, FB, Psychology, 2011, LB, Special Education, 2012
 Charles Fulton, HB, Business Administration, 1965, 67
 Derrick Furlow, DB, Sport Management, 2009
 Ryan Fusco, PK, Finance, 2004

G

Greg Gaines, DB, Marketing, 1978
 Omar Gaither, LB, Sport Management, 2005
 Scott Galyon, LB, Business Marketing, 1993, 94, 95
 Richie Gandy, OT, Sport Management 2002, 04
 Mack Gentry, T, Business Administration, 1965
 Adam Gillem, OL, Exercise Science, 2004, 05, 06, 07
 Jacob Gilliam, OL, Political Science, 2014
 Darin Gooch, OL, Logistics, 2011, 12
 Jason Grant, DE, Finance, 1997
 Ben Greene, DB, Legal Studies, 2005
 Gregory Grieco, LB, Kinesiology, 2011, 12, 13, 14
 Bill Grimes, WR, Sport Management, 2006
 Wayne Grubb, G, Education, 1960
 Nick Guess, DS, Logistics & Transportation, 2009, 10, 11
 Matt Gurdak, WR, Sport Management, 2002

H

Troy Hale, WR, University Studies, 1985, 86
 Jeff Hall, PK, Marketing, 1995, 96, 97, 98
 Parys Haralson, DE, Sociology, Criminal Justice, 2005
 Bo Hardegree, QB, Exercise Science, 2004, 05, 06
 Kyle Haren, LB, Business, 1991
 Christian Harris, LB, Business Administration, 2012, 13
 Kip Hartman, WR, Exercise Science, 2000, 03
 Daniel Helm, TE, Materials Science & Engineering, 2014
 John Henderson, H, Sport Management, 2002, 03, 04
 Andrew Henry, LS, Mechanical Engineering, 2012, 13, 14

Chris Hightower, PK, Sport Management, 2000
 Alden Hill, RB, Graphic Design, 2012, 13
 Ryan Hill, FB, Biological Sciences, 2005, 06, 07, 08
 Chris Hogue, PK, Sport Management, 1996, 97
 Mark Holland, C, Human Performance, 1993
 Logan Honeycutt, LB, Psychology, 2011
 Daniel Hood, DL, Business Administration, 2010, 11, 12, 13
 Josh Houston, WR, Logistics & Transportation, 1998, 99, 2000
 Chip Howard, W, Business Administration, 1972
 Bill Hurst, P, Business Administration, 1997
 Tom Hutton, P, Marketing, 1992, 93, 94

I

Mark Ingram, C, Sport Management, 1995, 96
 Tim Irwin, T, Pre-Law, 1979, 80
 Dusty Ishii, DB, Public Relations, 2001, 02, 03

J

Andre James, LB, Arts & Sciences, 1998
 Mike Jester, OG, Liberal Arts, 1979
 Austin Johnson, FB, Communication Studies, 2008, 09, 10, 11
 Bill Johnson, T, Business Administration, 1957
 Bob Johnson, C, Industrial Engineering, 1966, 67
 Inquoris Johnson, DB, Sports Psychology (M.S.), 2008
 Jakob Johnson, LB, Kinesiology, 2014
 Eli Jones, PK, Biochemistry, 1999, 2000, 01
 Stanley Jones, DB, Electrical Engr., 1986

K

Ryan Karl, LB, Exercise Science, 2005
 Charles Karlosky, LB, Management, 2009
 Kyler Kerbyson, OL, Sport Management, 2013, 14
 Andy Kerr, PK, Animal Sci, 2001, 02, 03
 Taka Koyano, K, Enterprise Management, 2008

L

Brad Lampley, OG, Broadcasting, 1995, 96, 97
 Eric Lane, RB, Public Administration, 1996
 Herman Lathers, LB, Sport Mgmt., 2010, 11; Agricultural Leadership, Education & Communication (grad school) 2012
 Jason Layman, OT, Psychology, 1994
 David Leaverton, P, Marketing, 1997, 98, 99, 2000
 Ben Lehning, TE, Sport Mgmt., 2010
 Roderick Lewis, DB, Psychology, 1990
 David Ligon, OG, Finance, 2005
 Daniel Lincoln, PK, Business, 2007, 08, 09, 10
 Chip Linebarier, DB, Liberal Arts, 1977

Charles Longmire, WR, Physical Education, 1990
 Logan Love, DB, Sport Management, 2007

M

Casey Mabry, DT, Broadcasting, 1999
 Curt Maggitt, LB, Communication Studies, 2013
 Peyton Manning, QB, Speech Communication, 1995, 96, 97
 Tyler Maples, WR, Exercise Science, 2008
 T.J. Marrs, DS, Logistics: Operations, 2008, 10
 Bill Martin, DS, Agricultural Economics, 2004, 05
 Craig Martin, C, Education, 1991
 Joey Mathews, QB, Sociology, 1999, 2000, 01
 Devin Mathis, PK, Spanish and World Business, 2008
 Bruce Mattox, G, Business Administration, 1961, 62
 Mike Mauck, DB, Education, 1975
 Cameron Mayo, C, Sport Management, 2005, 06
 Jerod Mayo, Sport Management, 2007
 Kevin Mays, OG, Marketing Education, 1994
 Johnny McAdams, DT, Education, 1984
 Brett McBrayer, TE, Industrial Engineering, 1988
 Jacques McClendon, OL, Economics, 2007, 08, 09
 Tyler McCurry, DT, Arts & Sciences, 2004
 Terry McDaniel, CB, Human Services, 1987
 Charles McRae, OT, History, 1990
 Adam Miles, DS, Journalism, 2004
 Cleon Mitchell, RB, Business, 1992
 Nigel Mitchell-Thornton, LB, Management, 2010
 David Moon, T, Finance, 1984
 Steve Mugleston, LB, Public Relations, 2003
 Michael Munoz, OT, Public Administration, 2002, 03, 04
 Adam Myers-White, LB, Exercise Management, 2006, 07, 08
 Tom Myslinski, G, Zoology/Pre-Medicine, 1988, 91

N

Nash Nance, QB, Management, 2011
 Ralph Nance, OT, Public Relations, 1993
 Tony Nelson, DB, Social Work, 1986
 Philip Newman, PK, Sport Management, 2002, 03

O

Will Ofenheule, OG, Business, 2001
 Antoine Ott-Terrell, WR, Biology, 2006
 Will Overstreet, DE, Finance, 1999, 2000, 01

P

Michael Palardy, PK/P, Communication Studies, 2013
 Brett Parisi, WR, Studio Art, 2013

Jarod Parrish, DB, Exercise Science, 2006, 07
 Pete Panuska, RB, Food Administration, 1986
 Nathan Peterman, QB, Communication & Information, 2012, 13; Human Resource Management, 2014
 Greg Phillips, T, Engineering, 1974
 Scott Pfeiffer, TE, Psychology, 1995
 Josh Plemons, QB, Exercise Science, 1998, 99, 2000
 Bryant Plumlee, TE, Pre-Professional Studies, 2012
 Matt Poe, DB, Criminal Justice, 1994
 Tauren Poole, TB, Sport Mgmt., 2008, 09, 10, 11
 Cody Pope, OG, Political Science, 2008
 Alan Posey, OL, Geography, 2013
 Jason Price, H, Marketing, 1995, 96
 Peerless Price, WR, Business, 1996, 97
 David Priddy, DB, Mechanical Engineering, 2013, 14
 Tim Priest, HB, Liberal Arts, 1968, 70, 71
 John Propst, LB, Industrial Engineering, 2011, 12, 13

Q

Woody Quinn, TE, Communication Studies, 2013; Agricultural Leadership, 2014

R

Charles Rader, T, Chemistry, 1954, 55, 56
 Brian Randolph, DB, Business Administration/Management, 2012, 13, 14
 Josh Ray, WR, Finance, 2007
 Seth Reagan, P, Finance, 2000, 01, 02
 Chris Regan, WR, Sport Management, 2007
 Jason Respert, C, Sport Management, 2004
 Nick Reveiz, LB, Enterprise Management, 2007, 08, 09, 10
 Chip Rhome, PK/P, Wildlife and Fisheries Science, 2011
 Ray Robinson, C, Industrial Engineering, 1988
 Austin Rogers, WR, Finance, 2006, 07, 08, 09
 Zach Rogers, WR, Management, 2010, 11, 12
 Jamie Rotella, LB, Business Admn., 1972
 David Rudder, QB, Pre-Dentistry, 1978

S

Randy Sanders, QB, Liberal Arts, 1985, 86, 87, 88
 David Sands, RB, Physics, 1996
 Craig Sanford, P, Sport Management, 1997
 John Sartelle, TE, Organismal Biology, 1994
 Benson Scott, H, College Scholars Program, 1996, 97, 98, 99
 Brad Sharp, FB, Political Science, 2003
 Jarrod Shaw, OL, Agriculture & Natural Resources Leadership, 2010
 Mandela Shaw, DB, Accounting, 2010
 Kevin Shipley, TE, Journalism, 2005
 Heath Shuler, QB, Marketing, 1993
 Nilo Silvan, WR, Liberal Arts, 1993
 Daniel Slutsky, P, Exercise Science,

2008
 Heath Smargiasso, DB, Biology, 1994, 95
 Jeff Smith, OG, Sociology, 1993
 Rob Smith, OG, Sociology, Crim. Justice, 2003, 04, 05
 Thomas Stallworth, LB, Sport Mgmt., 2001
 Bobby Starks, WR, Business, 1998
 Eric Still, OG, General Business, 1986, 87, 88, 89
 Joe Stocstill, FB, Business Administration, 2013
 Jake Storey, LB, Enterprise Management, 2008, 10, 11
 Owen Sullenger, WR, Psychology, 1996
 Cody Sullins, OG, Finance, 2006, 07, 08, 09
 Cory Sullins, OL, Finance, 2006, 07, 08, 09
 Deantholli Summerhill, TB, Sociology, 2014
 Dakota Summers, FB, Arts & Sciences/Sociology, 2011, 13

T

Richard Templeton, P, Finance, 1995
 Mike Terry, DE, Business Administration, 1981, 82
 Brent Thomas, DS, Sport Management, 2000
 Justin Thomas, LB, Business Administration, 2013
 Brett Thomason, FB, Enterprise Management, 2008
 Nikolay Timoshchuk, LB, Sport Management, 2013
 Robert Todd, OT, Sociology, 1990, 91, 92
 Patrick Toole, PK, Sport Management, 2013
 Josh Tucker, OG, Mechanical Engineering, 1997, 98, 99

U

Mark Upton, OT, Mech. Engineering, 1993, 94, 95

V

Burney Veazey, QB, Economics, 1998, 99, 2000
 Corey Vereen, DL, Computer Science, 2013
 Ian Vinson, DB, Language & World Bus./Spanish, 2003, 04, 05
 Todd Vinson, TB, Arts & Sciences, 2003, 06

W

Sam Wantland, OG, History, 2003, 04, 05
 Preston Warren, DB, Political Science, 1988
 Brent Watson, T, Liberal Arts, 1976, 77
 Ben Weisenel, OL, Business, 2006
 Kevin Wendleboe, PK, Sport Management, 1990, 91
 Chris West, DT, Animal Sci., Human Dev., 1996
 Dylan West, WR, Pre-Professional, 2011; Psychology, 2012, 13

Lance Wheaton, QB, Exercise Physiology, 1994
 Steve White, DE, Psychology, 1995
 Dylan Wiesman, OL, Pre-Pharmacy, 2014
 James Wilhoit, PK, Speech Communication, 2003, 04, 05, 06
 Jordan Williams, DL, Sociology, 2013, 14
 Robert Williams, FB, Political Science, 2004, 05
 Tyler Williams, OG, Broadcasting, 2002, 03, 04
 Tyler Wills, DB, Environmental & Soil Sciences, 2010
 Jason Witten, TE, Sport Management, 2002
 Tyler Wolf, DB, Logistics & Transportation, 2007, 08, 09, 10
 Casey Woods, WR, Psychology, 2004, 05, 06, 07
 Brian Word, LB, Speech Communication, 2001, 02
 Justin Worley, QB, Sport Management, 2012, 13, 14
 Justin Wright, TB, Sport Management, 2008

XYZ

Paul Yatkowski, DT, Exercise Physiology, 1993
 Robert Yonce, DB, Logistics, 2011
 Kelly Ziegler, LB, Exercise Physiology, 1987

VOL SCHOLAR PATCH

The VOLScholar program seeks to signal a commitment of intellectual vigor and academic excellence. In addition, the program will help awaken students' natural curiosity and build upon their desire to earn educations, not merely degrees. Students will assume personal accountability for their actions and taken ownership of their academic progress. The VOLScholar program will foster students' internal motivations, to the end that they become self-directed, lifelong learners. A student is eligible to wear the VOLScholar patch if he/she holds a cumulative GPA of 3.0 or above or has earned a GPA of 3.0 or above in either of the two academic semesters (fall/spring or spring/fall) immediately preceding the beginning of competition.



■ Students who have not completed at least two academic semesters (fall/spring or spring/fall) at UT are not eligible to wear the VOLScholar patch.


■ Students who have been placed on academic probation during either of the two academic semesters (fall/spring or spring/fall) immediately preceding the beginning of competition are not eligible to wear the VOLScholar patch.



VOLMANAC

RETIRED NUMBERS

On Sept. 15, 2012, the University of Tennessee announced the retirement of the jersey of legend Johnny Majors (45). Based on the new criteria for these types of honors, the jersey of Majors was retired, but the number 45 was not taken out of circulation. This will be the case for all subsequent Tennessee football players whose jerseys are retired. In 2005, ceremonies were held to retire the jerseys of Doug Atkins (91), Peyton Manning (16) and Reggie White (92). Also, in 2006 four former Vols, Clyde (Ig) Fuson (62), Rudy Klarer (49), Bill Nowling (32), and Willis Tucker (61), who died in World War II and had their jerseys retired in 1946. Ceremonies were held during the 2006 UT-Air Force game to officially memorialize those four players killed in World War II.



16 PEYTON MANNING

Ceremony Oct. 29, 2005

Manning is the most decorated athlete in UT history. He left Tennessee as the SEC's all-time leading passer with 11,201 yards, setting 42 passing records during his Vols career that included two NCAA, seven SEC and 33 UT marks.

Off the field, Manning won the Draddy Award as National Scholar-Athlete of the Year in 1997 and graduated in three years with a degree in speech communications. He graduated with the highest GPA (3.61) in his field.

During his pro career, Manning has earned Pro Bowl honors 14 times in his 16 seasons played and garnered an NFL-record five MVP awards (2004, 05, 08, 09, 13). Manning led the Colts to two Super Bowl appearances (XLI & XLIV) winning XLI MVP honors, and the Denver Broncos in XLVII in 2014.



45 JOHNNY MAJORS

Ceremony Sept. 15, 2012

A 1987 inductee of the National Football Foundation and College Football Hall of Fame, Majors played for the Volunteers from 1954-1956. He earned both SEC Player of the Year honors and All-SEC selection at tailback twice, in 1955 and 1956. A unanimous All-American in 1956, he finished second in the Heisman Trophy balloting after leading the Vols to a 10-1 record, an appearance in the Sugar Bowl, and a final national ranking of No. 2.



91 DOUG ATKINS

Ceremony Nov. 19, 2005

Doug Atkins is considered by many to be the greatest defensive linemen in football history. After originally signing with UT on a basketball scholarship, Atkins went on to gridiron All-America status in 1952, was the only player to be unanimously named to the All-SEC Quarter Century Team (1950-74) and was selected SEC Player of the Quarter Century. Atkins retired with the most NFL games played (205) by a defensive lineman. The Vols went 29-4-1 with Atkins on the field and won the 1951 national championship.



92 REGGIE WHITE

Ceremony Oct. 1, 2005

White, who died Dec. 26, 2004, at the age of 43, collected a school-record 32 sacks in his four years with the Vols to establish himself as the most prolific pass rusher in Tennessee history. Fifteen of those sacks came in his senior year of 1983, a campaign former Vols head coach Phillip Fulmer called the "most individually dominant season I've ever seen."

Known as the "Minister of Defense," White went on to a 17-year pro football career, retiring as the NFL's all-time sack leader with 198. He was elected to the College Football Hall of Fame in 2002. He graduated from Tennessee in 1990.

FOUR VOLS who died during World War II had their jerseys retired in 1946. Ceremonies were held Sept. 9, 2006.



62 CLYDE (IG) FUSON

(March 11, 1923 — Dec. 4, 1944), a native of Middlesboro, Ky., and fullback on the 1942 team, shared playing time with Nowling. Ig had a younger brother, Herschel (Ug) Fuson, who was a freshman on the 1942 team.



49 RUDY KLARER

(March 9, 1923 — Jan. 6, 1945) was a reserve guard in 1941 and starter in 1942, from Louisville, Ky.



32 BILL NOWLING

(Aug. 8, 1920 — Aug. 9, 1944), a fullback 1940-42, from St. Petersburg, Fla., was a three-year starter.



61 WILLIS TUCKER

(May 10, 1918 — Nov. 28, 1944), a graduate of Knoxville High School, earned a Vol football letter in 1940 and was a sprint star on the track team.

ALL-TIME LETTERMEN



TENNESSEE LETTERMEN'S T-CLUB

The Tennessee Lettermen's T-Club is open to any person who has been awarded a varsity letter in any NCAA sanctioned sport at UT and is interested in the purposes of the organization. All members who have paid their annual dues should be known as an active member with rights and privileges according to the bylaws.

The Athletic Department has made it a top priority to create a warm atmosphere for former Vol athletes on those happy occasions when they return to campus for a visit.

And now, they have a place to congregate on Saturdays before Tennessee football games. The Lauricella Center for Letterwinners, which opened in the fall of 2008, is located in the northwest corner of Neyland Stadium and constitutes the perfect gathering place. The Center is open two hours before kickoff to lettermen and their guests each home game.

The business office for the Lettermen's "T" Club is located in Thompson-Boling Arena.

Lettermen's T-Club

P.O. Box 47
Knoxville, TN 37901-0047
(865) 974-9054
T-club@utk.edu



**CONDREDGE
HOLLOWAY**
Executive Director



ZIBBIE KERIN
Director

A

Abernathy, George (Owl) T., C. 1926, 27, Pulaski
Ackermann, Norbert J. Sr., C. 1939, 40 (Capt.), Louisville, Ky.
Ackermann, Norbert J. Jr., C. 1963, 64, Chamblee, Ga.
Adams, Mark, TE, 1988, 89, 90, 91, Virginia Beach, Va.
Adams, Ralph, G. 1952, Lawrenceburg
Adkins, Stockton, BB, 1955, 56, 57, Union City
Aguillard, Kyle, TE, 1977, 78, 79, Port Neches, Texas
Aiello, Sam, QB, 1982, Huntington Beach, Calif.
Aiken, Malcolm, T, 1930, 31, 32 (Capt.), Memphis
Ainge, Erik, QB, 2004, 05, 06, 07, Hillsboro, Ore.
Aitchison, Bret, DE, 1979, Boise, Idaho
Akin, Brent, OG, 1978 (Service), Florence, Ala.
Alatorre, Steve, QB, 1980, 81, Cypress, Calif.
Alexander, Corey, DB 2012 (Service), Gallatin
Alexander, Frank, E., 1950, 51, 52, Murphy, N.C.
Alexander, Roger, DE, 1998, Paterson, N.J.
Alexander, W.C., Sub., 1900
Allen, David C., DB, 1970, 71, 72, Athens, Ga.
Allen, Jason, DB, 2002, 03, 04 (Capt.), 05 (Capt.), Muscle Shoals, Ala.
Allen, Jimmy, TE, 1970, Vincennes, Ind.
Allen, John H., RHB, 1929, 30, 31, Elizabethton
Allen, Mikki, DB, 1996, 97, 98, 99, Murfreesboro
Alley, E.H. (Herc), RE, 1927, 28, Chattanooga
Alston, Chris, C, 1992, Hopkins, S.C.
Amonette, Jason, P, 1993 (Service), Nashville
Amsler, Greg, RB, 1986, 88, 89, 90, Chatham, N.J.
Anderson, Anthony, DB, 2009, 10, 11, Knoxville
Anderson, Bill, WB, 1955, 56, 57 (Capt.), Bradenton, Fla.
Anderson, Carson, OL, 2012 (Service), Florence, Ala.
Anderson, Charlie, DE, 1974, 75, 76, Florence, Ala.
Anderson, Cory, FB, 2003, 04, 05, 06 Knoxville
Anderson, Malcolm S., B, 1932, 33, 34, Tullahoma
Anderson, Wendell, RB, 1980 (Service), Knoxville
Andridge, Bob (Breezer), HB, 1938, 39, 40, Knoxville
Applewhite, J.M., LHB, 1911
Asumnu, Stanley, WR, 2006 (Service), Houston, Texas
Arbo, Billy, WR, 1975, 76, 77, 78, Knoxville
Archibald, Doug, LB, 1964, 65, 66, Sarasota, Fla.
Armstrong, Carlton, RB, 1979, 80, 81, Nashville
Armstrong, Jack, BB/QB, 1946, 47, 48, Lenoir City
Armstrong, Murray, RE, 1956, 57, 58, Somerville
Arnett, DeAnthony, WR, 2011, Saginaw, Mich.

Arnold, Max, DB, 2013, 14, McKenzie, Tenn.
Asbury, E.J., G, 1944, 45, Kenvir, Ky.
Ashford, Patrick, H, 2014, Morristown, Tenn.
Aszman, Jim, P, 1986, Cleveland
Atchley, Randy, OG, 1984 (Service), Seymour
Atherton, Myles, RB, 1998 (Service), Brandon, Miss.
Atkins, Doug, T, 1950, 51, 52, Humboldt
Augustine, Pat, RE, 1959, 61, 62 (Capt.), Loretto
Austelle, Alfred, T, 1934, Cowan
Austin, Raymond, DB, 1993, 94, 95, 96, (Capt.) Lawton, Okla.
Autry, Keith, OG, 1974, Louisville, Ky.
Ayres, Joseph, DT, 2010, 11, TE, 13, Knoxville
Ayres, Robert, DE, 2005, 06, 07, 08 (Capt.) Clio, S.C.
Aymett, Julian, C, 1902, 03, Pulaski

B

Bacon, J.B., RE, 1899
Bacon, Pryor E., HB, 1938, 39, Chattanooga
Bailey, Carey, DT, 1988, 89, 90, 91, Morgantown, W.Va.
Bailey, Howard H., T, 1932, 33, 34, Knoxville
Bailey, John (Skeeter) W., HB, 1938, Portland
Baird, Doug, OG, 1987, 88, 89, 90, Waverly
Baird, James A., LT, 1896, 97 (Capt.)
Baird, Robert R., RT, 1896, 97
Baker, Bill, WB, 1966, 67, 68, Jasper
Baker, Carey, RB, 1990, McEwen
Baker, Charles F., RG, 1947, 48, 49, Knoxville
Baker, Charles B., RT, 1960, Chattanooga
Baker, Rashad, DB, 2000, 01, 02, 03 (Capt.), Camden, N.J.
Baker, W.G., FB, 1906, 07, 08, Rockwood
Baldini, Ralph, G, 1961, Horseheads, N.Y.
Balitsaris, George, FB, 1946, 47, 48, Pittsburgh, Pa.
Balitsaris, Mike, E, 1939, 40, 41, Pittsburgh, Pa.
Balthis, R.F., Sub., 1901
Balthrop, Joe, OT, 1969, 70, 71, Clarksville
Bandemier, Bill, LB, 1973, Bolingbrook, Ill.
Banks, James, QB/WR, 2002, 03, Indianapolis, Ind.
Banks, Randy, DB, 1990, Knoxville
Baracca, Marty, FB, 1960, 61, Blairsville, Pa.
Barbish, Bill (Moose), QB, 1951, 52, 53, Cleveland, Ohio
Barker, Grey, RB, 1995, Humboldt
Barksdale, Val, DB, 1977, 78, 79, 80, Harriman
Barnes, Brett, LB, 2008 (Service), Knoxville
Barnes, William (Billy), E, 1937, 38, 39, Memphis
Barnes, W.O. Sub., 1896
Barnett, Derek, DE, 2014, Brentwood, Tenn.
Barnhill, John H., G, 1925, 26, 27 (Capt.), Savannah
Barnum, Greg, C, 1999, Killeen, Texas
Barron, David, OLB, 1974, 75, 76, 77, Atlanta, Ga.
Bartholomew, Ben, FB, 2008, 09, 11, 12 Nashville
Bartholomew, Sam, BB, 1937, 38, 39 (Capt.), Hillsboro, W.Va.
Bartholomew, Will, RB, 1998, 99, 00, 01 (Capt.) Nashville
Bass, Ben, T, 1969, Nashville
Bass, Vernon, DB, 1984, 85, 86, Gallatin
Bates, Bill, DB, 1979, 80, 81, 82, Knoxville

GENERAL

STAFF

PLAYERS

REVIEW

HISTORY

HONORS

VOLMANAC

RECORDS



- Bates, Jim, LB, 1966, 67, Oxford, Mich.
 Bates, William M., RE, 1893
 Batey, Jack S., E, 1924, Lewisburg
 Battle, Julian, DB, 2001, 02, Royal Palm Beach, Fla.
 Baucom, Tom, DT, 1967, 68, 69, Nashville
 Baugh, William M., Sub., 1893
 Bayer, J.T., RG, 1909
 Bayer, S.D., LT, 1913, 14, 15, Cumberland City
 Bayless, John D., QB, 1931, 32, 33, Hinsdale, Ill.
 Beard, Ed, BB, 1961, Norfolk, Va.
 Beavers, Brent, DE, 1997, Tazewell, Va.
 Becker, Hubert, TB, 1947, Tamaque, Pa.
 Beckler, David, E, 1970, Cleveland
 Becksvoort, John, PK, 1991, 92, 93, 94, Chattanooga
 Beene, F.R., RHB, 1906
 Beene, Jones C. Jr., LE, 1901, 02, 03, 04, 05
 Beene, L. Phillip, T, 1928, 29, 30, Jasper
 Beene, Patton, RHB, 1901, 02
 Begnaud, Shane, DB, 1993, 95, 97, Lafayette, La.
 Behrens, John, SE, 1975, 76 (Service), Fairfax, Va.
 Bell, C.A., FB, 1897
 Bell, J.D., Sub., 1897
 Bell, L.L., RE, 1896
 Bellis, Leonard, E, 1945, Philadelphia, Pa.
 Bellmont, L.T., RHB, 1904
 Bennett, Andy, TB, 1969, 71, Tampa, Fla.
 Bennett, David, DB, 1989, 90, 91, 92, Germantown
 Bennett, Fred, MG, 1984, 85, 86, Prichard, Ala.
 Bennett, Tom L., DE, 1969, 70, 71, Somerville
 Bennett, William R. (Bill), BB, 1956, 57, Elizabethtown, Ky.
 Benson, Chris, WR, 1989, Ames, Iowa
 Benton, Charles, DB, 1983, 84, 85, 86, Spring City
 Bergmeier, Ron, WB, 1947, 48, 49, St. Louis, Mo.
 Berkhan, Rick, RB, 1977 (Service), Atlanta, Ga.
 Bernard, George R., FB, 1893
 Beron, Billy, TE, 1994, 95, 96, River Ridge, La.
 Berry, Elliott, LB, 2014, Fairburn, Ga.
 Berry, Evan, DB, 2014, Fairburn, Ga.
 Berry, Eric, DB, 2007, 08 (Capt.), 09 (Capt.) Fairburn, Ga.
 Berry, James, RB, 1978, 79, 80, 81 (Capt.), Natchez, Miss.
 Beutel, Jim, BB, 1954, 55 (Capt.), North Tonawanda, N.Y.
 Bevans, Mike, C, 1968, 69, 70, Donelson
 Bevis, William (Billy), B, 1942, 44, 45 (Capt.), Marianna, Fla.
 Bibee, M. Bert, C, 1932, 33, Jacksboro
 Bible, Alvah, T, 1970 (Service), Corbin, Ky.
 Biggers, Kurston, RB, 1999, 00, Nashville
 Binion, Larry, P, 1995, 96, Mesa, Ariz.
 Bird, Terry, OT, 1964, 65, 66, Elizabethtown, Ky.
 Blackstock, William (Bill), QB, 1951, Knoxville
 Blair, Hal Edward, HB, 1919, 20, 21 (Capt.)
 Blair, Reuben Moore, LE, 1919, Fayetteville
 Blake, Tom, T, 1945, Middletown, Ohio
 Blanc, Cody, WR, 2012, 13, Knoxville
 Blankenship, Warren, C, 1959, 60, 61, Huntingdon
 Blaylock, Brad, P, 2001 (Service) Cincinnati, Ohio
 Blessing, Hugh 1944
 Bohannon, Willie, DE, 2009, 10, 11, 12, Mobile, Ala.
 Bolden, Demonte, DT, 2006, 07, 08 Chattanooga
 Bolton, Chris, LB, 1977, 78, 79, 80, Atlanta, Ga.
 Bond, Robert U., T, 1924, Lenoir City
 Bone, William (Bill), QB, 1923, 24, Memphis
 Bonham, Shane, DT, 1992, 93, Fairbanks, Alaska
 Bonner, Deion, DB, 2012, Columbus, Ga.
 Booker, Ronnie, MG, 1982, Knoxville
 Bordinger, Don, G, 1951, Williamsport, Pa.
 Borgognone, Dirk, PK, 1987, Reno, Nev.
 Boring, Frank (Boomer), T, 1949, 50, 51, Alcoa
 Boulware, Robert, DB, 2002, 03, 04, Charlotte, N.C.
 Bourches, Joe E., Sub., 1893
 Bourkard, Harrison O., G, 1934, 35, Knoxville
 Bourne, T.P., Sub., 1900
 Bowers, Minor, DT, 2010 (Service), Memphis
 Bowles, Drae, WR, 2013, Jackson, Tenn.
 Bowman, Larry, TE, 1974, Knoxville
 Boyd, Samuel B., HB, 1893
 Boynton, John, OT, 1965, 66, 67, Pikeville
 Brackett, H.B. (Deke), QB, 1931, 32, 33, Knoxville
 Brackney, Rick, DB, 1989 (Service), Knoxville
 Bradford, Jim B., C, 1919, 20, Memphis
 Brady, David, OT, 1973, 74, 75, 76, Merritt Island, Fla.
 Bradley, Shazzon, DT, 1988, 89, 90, 91, Athens
 Branch, Rufus C., QB, 1910, 11 (Capt.) 12
 Brandau, Arthur A., C, 1942, Baltimore, Md.
 Brandt, Frederic (Fritz) P., E, 1928, 29, 30, Erwin
 Branisel, A.J., TE, 2013, South Euclid, Ohio
 Brann, Ray O., C, 1958, Knoxville
 Braswell, James, DB, 1996, Maryville
 Bray, Tyler, QB, 2010, 11, 12, Kingsburg, Calif.
 Breeding, Ken, RE, 1960, 61, Kingsport
 Brengle, Bobby, TB, 1952, 53, 54, Spring City
 Brewer, Brent, DB, 2010, 11, 12, 13, Tyrone, Ga.
 Bridges, Greg, DB, 1980, Knoxville
 Bridges, Hal, G, 1956, Chattanooga
 Briggs, Jesse, RB, 1977, Memphis
 Brimfield, William, OT, 2009, Norway, S.C.
 Briscoe, Josh, WR, 2005, 06, 07, 08 Shelby, N.C.
 Brixey, Tom, LT, 1948, 49, Tullahoma
 Brodus, Derrick, PK, 2012, Alcoa
 Bronson, Tom, LB, 1987, Brooks ville, Fla.
 Bronson, Tommy E., FB, 1955, 56, 57, Gainesville, Fla.
 Brooks, Daniel, LB, 2003, 04, Jackson
 Broome, W. Lloyd, FB, 1938, 40, Knoxville
 Broug, J.L., LT, 1900, 01
 Brown, Bob, G, 1960, Lawrenceburg
 Brown, Bryce, RB, 2009, Wichita, Kan.
 Brown, C.D., HB, 1892
 Brown, Chris, TE, 2004, 05, 06, 07, Destrehan, La.
 Brown, Earle W., G, 1939, 45, Knoxville
 Brown, Eddie, DB, 1971, 72, 73 (Capt.), Guild
 Brown, Eric, LB, 1996, 97, Edmond, Okla.
 Brown, Fred (Bo), E, 1923, 24, 25, Cleveland
 Brown, Herbert T., G, 1928, 29, 30, Nashville
 Brown, Jake, DS, 2008 (Service), Conway, S.C.
 Brown, James P., RT, 1892, 93
 Brown, Jonathan, DE, 1994, 95, 96, 97, Tulsa, Okla.
 Brown, Kenny, LT, 1960, 61, 62, Gallatin
 Brown, Laron, WR, 1983, Dayton, Ohio
 Brown, Richard, DT, 1984, 85, Riviera Beach, Fla.
 Brown, Terry, DB, 1983, 84, 85, 86, Macon, Ga.
 Brown, Tony, WR, 2001, 02, 03, 04 (Capt.), Lauderdale Lakes, Fla.
 Brown, Travis, DB, 1998 (Service), Memphis
 Brown, Victor, DB, 1992, 93, Savannah, Ga.
 Brown, W.C., Sub., 1906
 Brown, W.P., LT, 1908
 Brown, Wes, DE, 2006, 07, 08, 09, Athens, Ala.
 Browne, David, C, 1968, 69, 70, Birmingham, Ala.
 Brozowski, John, T, 1969 (Service), Allentown, Pa.
 Bruhin, John, OG, 1985, 86, 87, Knoxville
 Brunson, Mario, RB, 1990, 91, 92, 93, Portsmouth, Va.
 Bryan, C.L., QB, 1899
 Bryson, G.G., HB, 1899
 Bryson, Shawn, RB, 1995, 96, 97, 98, (Capt.), Franklin, N.C.
 Bryson, William J., FB, 1940, Asheville, N.C.
 Buckingham, H.L., C, 1910
 Buckingham, Nash, FB, 1901, 02 (Capt.) Memphis
 Bullard, Alex, OL/TE, 2011, 12, 13, Franklin
 Bullard, Ralph, OT, 1974, 75, 76, 77, Atlanta, Ga.
 Burdette, A.M., Sub., 1906, 07
 Burdette, George M., G, 1923, 24, 25, Lenoir City
 Burgess, Robert E., G, 1927, Knoxville
 Burke, Greg, PK, 1989, 90, Key Biscayne, Fla.
 Bynum, Kenny, 2014, LB, Jacksonville, Fla.



- Cafego, George, HB, 1937, 38, 39, Scarbro, W.Va.
 Caldwell, Chan, E, 1945, 46, 47, Knoxville
 Caldwell, J.A., RE, 1902, 03, 04, 05
 Caldwell, J.H. Jr., LHB, 1903, 04, 05
 Caldwell, Lamar, LB, 1970, 71, 72, Memphis
 Caldwell, Mike, OT, 1972, 73, 74, Birmingham, Ala.
 Callahan, P.H., B, 1914
 Callaway, Richard, TB, 1967, 68, 69, Eau Gullie, Fla.
 Callaway, Tom, MM, 1967, 68, 69, Welch, W.Va.
 Cameron, Bill, DT, 1963, 64, 65, Raeford, N.C.
 Cameron, A.D. (Scotty), HB, 1912, 14, 15, Chicago, Ill.
 Campbell, Bo, RB, 1995, Franklin
 Campbell, Corey, DB, 2003, 04, 05, Spring, Texas
 Campbell, David, DE, 1971, 72, 73, Nashville
 Campbell, Earl, G, 1950, 51, 52, Elizabethton
 Campbell, Eric, DB, 2000 (Service), Franklin
 Campbell, Josh, DS, 1998 (Service), Knoxville

Campbell, Kenneth, RB, 1990, 91, Chattanooga
 Campbell, M.R., T, 1896, 99, Tullahoma
 Campbell, L. Roe, QB, 1920, 21, 22, 24, Greenville
 Campbell, Tony, LB, 2000, 01, Athens, Ga.
 Canale, Frank, WB, 1962, Memphis
 Canale, George, TB, 1960, 61, 62, Memphis
 Canale, Whit, WB, 1962, 64, Memphis
 Canini, Pat, FB, 1963, Columbus, Ohio
 Cannon, Bram, H, 2008, 09, Memphis
 Cannon, Gary, KS, 1960, 61, Ft. Lauderdale, Fla.
 Cannon, R.L., HB, 1892
 Cannon, Sinclair, DB, 2005, 06, 07, Greer, S.C.
 Cantrell, Craig, LB, 1979, Knoxville
 Cantrell, Edd M., E, 1953, 54, 55, 56, Sparta
 Careathers, Paul, RB, 1972, 73, 74, Lafayette, Ga.
 Carmichael, Nick, DB, 1971, 72, 73, Atlanta, Ga.
 Carpenter, Don, DB, 1969, 70, Providence, R.I.
 Carr, Hilrey, FB, 1956, Livingston
 Carr, J.R., LS, 2012, 13, Lomita, Calif.
 Carr, Marcus , TE, 1999 (Service), Kingsport
 Carroll, Alonzo M. Jr. (Goat), LE, 1911, 12, 13, 14
 Carroll, Steve, DT, 1967, 68, 69, Chattanooga
 Carson, Allan, DL, 2011, Oxford, Ala.
 Carter, Al, TB, 1955, 56, 57, Sarasota, Fla.
 Carter, Dale, DB, 1990, 91, Oxford, Ga.
 Carter, George, E, 1950, Farmville, Va.
 Carter, Howard, DT, 1976 (Service), Murfreesboro
 Carter, Jacob, WR, 2012, 13, 14, Nashville
 Carter, J.W., FB, 1959, 60, 61, Wise, Va.
 Carter, Tony, OLB, 1984 (Service), Nashville
 Carter, Vince, WR, 1984, 85, 86, Nashville
 Cartwright, Jim, BB, 1958, 59, 60, Athens
 Casteel, Mike, DT, 1980, 81, 82, Maryville
 Catanzano, Jon, DB, 2005 (Service) Murrysboro, Pa.
 Cates, Clifton B., LT, 1914, 15
 Chadnock, John, G, 1944, 45, Steubenville, Ohio
 Chadwell, James J., T, 1942, Kingsport
 Chadwick, Dennis, WR, 1970, 71, 72, Decatur, Ga.
 Chadwick, Walter, TB, 1965, 66, 67, Decatur, Ga.
 Chambers, Harold, RT, 1960, Danville, Ky.
 Champion, Toby, OG, 1998, 99, 00, Humboldt
 Chancey, Ralph E., FB, 1946, 47, 48, 49 (Capt.), Cleveland
 Chancey, Steve, FB, 1971, 72, 73, Knoxville
 Chandler, Allen E., C, 1942, Johnson City
 Chandler, H.C., HB, 1913
 Chang, Peter, DB, 2005 (Service) Syracuse, Ind.
 Chapman, D.C., QB, 1896
 Chapman, Joey, PK, 1990, 91, 92, 93, Franklin
 Chapman, Ray M., C, 1953, LaFollette
 Chauvin, Christian, PK, 2001 (Service) Metairie, La.
 Chavis, John, DT, 1977, 78, Dillon, S.C.
 Christian, Bill, DT, 1977, 79, Indiana, Pa.
 Christmas, E.K., 1924, Morristown
 Cifers, Ed, E, 1938, 39, 40, Kingsport
 Cifers, Robert G., HB, 1941, 42, Kingsport
 Cissell, Don, RT, 1959, 60, Louisville, Ky.
 Clabo, Neil, P, 1972, 73, 74, Knoxville
 Clabo, Phil, OT, 1973, 74, 75, Knoxville
 Clark, Gregory, DL, 2013, Warner Robins, Ga.

Clark, Vince, DB, 1982, 83, 84, Del Ray Beach, Fla.
 Clausen, Casey, QB, 2000, 01, 02, 03 (Capt.), Northridge, Calif.
 Clausen, Rick, QB, 2004, 05 (Capt.), Thousand Oaks, Calif.
 Claxton, J.O. (Jim), C, 1932, 33, 34, Knoxville
 Clay, Boyd, T, 1937, 38, 39, Old Hickory
 Clayton, Rufus, QB, 1922, Corydon, Iowa
 Clear, Cameron, TE, 2011, Memphis
 Clemmens, Bob B., HB, 1921, Maryville
 Clemmer, James H., E, 1930, 31, Benton
 Cleveland, Terence, WR, 1986, 87, 88, 89, Sweetwater
 Clifton, Chad, OT, 1996, 97, 98, 99 (Capt.), Martin
 Clinkscales, Joey , WR, 1984, 85, 86 (Capt.), Knoxville
 Cloninger, Bob O., C, 1952, 53, Chattanooga
 Cobb, Reggie, RB, 1987, 88, Knoxville
 Cochran, E.R., LE, 1906
 Cockrell, Alan, QB, 1981, 82, 83, Joplin, Mo.
 Cody, J.R., C, 1907, Arlington
 Cofer, Joe, DB, 1982, 83, 84, Knoxville
 Cofer, Mike E. , TE, 1979, 80, 81, Chamblee, Ga.
 Cofer, Mike L., DE, 1979, 80, 81, 82 (Capt.), Knoxville
 Coffey, Bryan, DB, 1985, Shalimar, Fla.
 Coffey, Charles, G, 1953, 54, 55, Shelbyville
 Coffman, Leonard, FB, 1937, 38, 39, Greenville
 Coggins, Roger, BB/QB, 1948, 49, Portsmouth, Va.
 Coker, LaMarcus, TB, 2006 Antioch
 Cole, Bill, DB, 1973, 74, 75, Church Hill
 Cole, Jeff, OLB, 1983 (Service), Carthage
 Cole, Harry A., RT, 1910
 Coleman, B.J., QB, 2008, Chattanooga
 Coleman, Chuck , RB, 1981, 82, 83, Louisville, Ky.
 Coleman, Coasey, OT, 1997, 98, 99, Clarkston, Ga.
 Coleman, Jeff, DT, 1995, 96, 97, 98, Gaffney, S.C.
 Coleman, Jimmy L., E, 1938, 39, 40, St. Albans, W.Va.
 Coleman, Justin, DB, 2011, 12, 13, 14, Brunswick, Ga.
 Coleman, Lee, DT, 1969, Raleigh, N.C.
 Coleman, Reggie, OT, 1999, 00, 01, Jonesboro, Ark.
 Coleman, Wayne A., BB, 1960, 61, 62, Miami, Fla.
 Colhoun, Adams, Sub., 1897
 Collier, Harris T., C, 1893
 Colquitt, Britton, P, 2005, 06, 07, 08 Knoxville
 Colquitt, Craig, P, 1975, 76, 77, Knoxville
 Colquitt, Dustin, P, 2001, 02, 03, 04, Knoxville
 Colquitt, Jerry, QB, 1991, 92, 93, 94, Oak Ridge
 Colquitt, Jimmy, P, 1981, 82, 83, 84, Knoxville
 Colston, Travis, LB, 1999, 00, Marshville, N.C.
 Combs, Lewis, RB, 1982 (Service), Bluff City
 Cone, Steve, OG, 1973, 74, Lawrenceburg
 Connelly, Robert C., 1941
 Cook, John, TE, 1982, 83, 84, Knoxville
 Cook, Xavier, DB, 1982, Memphis
 Cooper, Kenneth, RB, 1981, 82, 83, 84, Huntsville, Ala.
 Cooper, Kevin, FB, 2008, 09, 10, Chattanooga
 Cooper, Richard, DT, 1984, 85, 87, Memphis

Cooper, W.C., LHB, 1948, 49, 50, Knoxville
 Cooter, Jim Bob, QB, 2006 Fayetteville
 Copeland, Jeremaine, WR, 1995, 96, 97, 98, Harriman
 Corby, Graff, WR, 1996, 97, Knoxville
 Cornick, T.R., RT, 1899
 Costello, Mike, C, 1959, Springfield, Ohio
 Cottam, Brad, TE, 2004, 05, 06, 07, Germantown
 Cottam, Jeff, TE, 2006, 07, 08, 09, Germantown
 Cotton, Jackie, MM, 1963, 64, 65, Memphis
 Cottrell, C.B., Sub., 1907
 Couch, Maurice, DL, 2011, 12, Orlando, Fla.
 Covington, C. L., LE, 1903
 Cox, J.T., RT, 1901, 02
 Cox, John B. 1891, 92
 Cox, Morgan, DS, 2007, 08, 09, Collierville
 Cox, William G. 1929, 31, RE, Sevierville
 Cozart, Joe, DB, 1981, 82, Sweetwater
 Craig, George P., B, 1933, 34, 35
 Craig, T.E., RT, 1899, Sherman, Texas
 Crain, Michael, DE, 2007 (Service) Jacksonville, Fla.
 Crawford, Denver, T, 1942, 46, 47 (Capt.), Kingsport
 Crawford, Edwin S. , T, 1934, 35
 Crawford, Frank J., T, 1935, 36, 37
 Crawford, S.D., QB, 1901, 02
 Creamer, Andre, DB, 1984, 85, 86, 87, Baltimore, Md.
 Creer, Lennon, RB, 2007, 08 Tatum, Tex.
 Crompton, Jonathan, QB, 2006, 07, 08, 09 (Capt.), Waynesville, N.C.
 Croom, Jason, WR, 2013, 14, Norcross, Ga.
 Crosby, Phillip, RB, 1997, 98, 99, Bessemer City, N.C.
 Cross, Roy L., E, 1942, 45, Knoxville
 Crossley, Andrew, FB, 2003 (Service), Talbott
 Crowder, Mack, OL, 2013, 14, Bristol, Tenn.
 Crowson, Larry, QB, 1951, Sheffield, Ala.
 Crump, Raiques, LB, 2010, 11, 12, 13, Birmingham, Ala.
 Crutchfield, Todd 1987, ILB, (Service), Charleston, W.Va.
 Cruze, Kyle (Buddy), E, 1955, 56, Knoxville
 Cummins, Charles L. Sr., LE, 1919, 21, Fayetteville
 Cummins, Charles L. Jr., LE, 1949, Hartsville
 Cunningham, Chad, PK, 2007, 08, 09, 10, Dawsonville, Ga.
 Cunningham, Mike, OG, 1976, 77, Knoxville
 Cunningham, Rory, OG, 1980, Mableton, Ga.
 Cvetnick, John, FB, 1954, Century, W.Va.

D
 Daffer, Ted, G, 1949, 50, 51, Norfolk, Va.
 Dafney, Bernard, OT, 1990, 91, Los Angeles, Calif.
 Dallas, Vincent, WR, 2011, 12, Ellenwood, Ga.
 Dalton, Benny, DB, 1968, 69, Walland
 Dalton, Bob, RG, 1961, 62, 63, Walland
 Dalton, Ray, LE, 1962, Franklin
 Dalton, Terry, SE, 1966, 67, 68, Goodlettsville
 Daniels, Terry, DB, 1979, 80, 81, Miami, Fla.
 Daniels, Tim, OG, 1979, Massilon, Ohio
 Danychuk, Bill, T, 1964, Lachine, Quebec, Canada
 Darden, Brian, RB, 1996, 97, Vicksburg, Miss.

GENERAL

STAFF

PLAYERS

REVIEW

HISTORY

HONORS

VOLMANAC

RECORDS



- Darr, Matt, P, 2011, 12, 14, Bakersfield, Calif.
- Darty, Landon, LE, 1955, 56, 57, Carbon Hill, Ala.
- Darville, Stephen, DT, 2008 (Service) Rome, Ga.
- Davis, Antone, OT, 1987, 88, 89, 90, Fort Valley, Ga.
- Davis, Bob, C, 1949, 50, 51, Bluefield, W.Va.
- Davis, Charles, DB, 1983, 84, 85, 86, New Paltz, N.Y.
- Davis, Dorian, LB, 2006, 07, Iowa City, Iowa
- Davis, Harlan, WR, 1990, Metarie, La.
- Davis, Jabari, TB, 2001, 02, 03, 04, Stone Mountain, Ga.
- Davis, John (Tex), E, 1951, 52, Bogata, Texas
- Davis, Keith, RB, 1985, 86, 87, 88, Nashville
- Davis, Kevin, DE, 1974, 75, 76, Rome, N.Y.
- Davis, Ronald, DB, 1991, 92, 93, 94, Bartlett
- Davis, Steve L., DE, 1977, 78, 79, Knoxville
- Davis, Vando, RB, 1986, 87, 88, Wilmington, Del.
- Dawson, D.A., RHB, 1912, 13
- Daffer, Ted, G, 1949, 50, 51, Norfolk, Va.
- Dafney, Bernard, OT, 1990, 91, Los Angeles, Calif.
- Dalton, Benny, DB, 1968, 69, Walland
- Dalton, Bob, RG, 1961, 62, 63, Walland
- Dalton, Ray, LE, 1962, Franklin
- Dalton, Terry, SE, 1966, 67, 68, Goodlettsville
- Daniels, Terry, DB, 1979, 80, 81, Miami, Fla.
- Daniels, Tim, OG, 1979, Massilon, Ohio
- Danychuk, Bill, T, 1964, Lachine, Quebec, Canada
- Darden, Brian, RB, 1996, 97, Vicksburg, Miss.
- Darty, Landon, LE, 1955, 56, 57, Carbon Hill, Ala.
- Darville, Stephen, DT, 2008 (Service) Rome, Ga.
- Davis, Antone, OT, 1987, 88, 89, 90, Fort Valley, Ga.
- Davis, Bob, C, 1949, 50, 51, Bluefield, W.Va.
- Davis, Charles, DB, 1983, 84, 85, 86, New Paltz, N.Y.
- Davis, Dorian, LB, 2006, 07, Iowa City, Iowa
- Davis, Harlan, WR, 1990, Metarie, La.
- Davis, Jabari, TB, 2001, 02, 03, 04, Stone Mountain, Ga.
- Davis, John (Tex), E, 1951, 52, Bogata, Texas
- Davis, Keith, RB, 1985, 86, 87, 88, Nashville
- Davis, Kevin, DE, 1974, 75, 76, Rome, N.Y.
- Davis, Ronald, DB, 1991, 92, 93, 94, Bartlett
- Davis, Steve L., DE, 1977, 78, 79, Knoxville
- Davis, Vando, RB, 1986, 87, 88, Wilmington, Del.
- Dawson, D.A., RHB, 1912, 13
- Days, Kelly, DB, 1987, 88, 89, 90, Dayton, Ohio
- Deaver, Everett E. H., G, 1924, Knoxville
- Decker, James Quinn, FB, 1928, 29, 30, Nashville
- DeFillippo, Joe, RB, 1975 (Service), Lancaster, Ohio
- DeHart, Dick, QB, 1966 (Service), Bridgeport, Conn.
- DeLong, Keith, ILB, 1985, 86, 87, 88 (Capt.), Lawrence, Kan.
- DeLong, Ken, TE, 1967, 68, 69, Norfolk, Va.
- DeLong, Steve, G, 1962, 63, 64 (Capt.), Norfolk, Va.
- DeLuca, Jerry, TE, 1954, 55, Peabody, Mass.
- Demastus, Mike, C, 1974, 75 (Service), Murfreesboro
- DeMelfi, Joe, C, 1962, Berwick, Pa.
- Denbo, Don, OG, 1968, 69, 70, Pulaski
- Denlinger, H.K., 1891, HB, (Capt.)
- Denney, Austin, TE, 1965, 66 (Capt.) Nashville
- Denson, Keith, DB, 1988, 89, Orville, Ohio
- Derryberry, F. Woodrow, B, 1935, 36, Columbia
- Derryberry, O. Merton, LE, 1930, 31, Columbia
- Derryberry, W. Everett, HB, 1925, 27, Columbia
- Derwin, Jim, T, 1963, Wyandotte, Okla.
- Dickens, Phil W., B, 1934, 35, 36, Hartsville
- Dickerson, Calvin, MG, 1981, Memphis
- Dickerson, Mondre, DT, 2002, 03, Memphis
- Dickey, Daryl, QB, 1984, 85, Gainseville, Fla.
- Dietzen, Walter N., HB, 1919, 20, 21, South Pittsburg
- Dilemme, Bill, RB, 1991, Longwood, Fla.
- Dinges, D.C., LG, 1907
- Dingus, Vic, DE, 1967, 68, 69, Kingsport
- Diogu, Eric, TE, 1996, 97, 98, Garland, Texas
- Disney, Theodore E. (Ty), HB, 1929, 30, 31, Greenville
- Dispayne, Elmer, E, 1939, Nashville
- Ditmore, Frank M., E, 1934, 35, Etowah
- Ditmore, J.M., RT, 1958, Clarksville
- Doak, Alf, T, 1920, Tusculum
- Dobbs, Joshua, QB, 2013, 14, Alpharetta, Ga.
- Dobelstein, Bob, G, 1942, 44 (Capt.) 45, Bridgeport, Conn.
- Dobelstein, Russ, LT, 1944, 45, 46, Bridgeport, Conn.
- Dockery, Rex, LT, 1963, Cleveland
- Dodd, Robert Lee (Bobby), QB, 1928, 29, 30, Kingsport
- Dodson, Richard B., FB, 1925, 26, 27
- Donahue, Ken, T, 1949, 50, Coryton
- Donaldson, R.C., C, 1896
- Donaldson, W.J., LE, 1906
- Donelson, A.J. Jr., LHB, 1911, 12
- Doolin, Phil, DE, 1973, Rome, Ga.
- Dorsey, Albert, HB, 1965, 67, Tampa, Fla.
- Dorsey, Richard T., B, 1932, 33, 34, Memphis
- Dotson, Dewayne, DE, 1989, 90, Hendersonville
- Dougherty, Joe Q., T, 1933, 35, 36, Gate City, Va.
- Dougherty, Nathan W., RT, 1906, 07, 08, 09 (Capt.), Powell Station
- Douglas, A.H., LHB, 1901, 02
- Douglas, Aaron, OT, 2009, Maryville
- Douglas, Cody, OT, 2002, 03, 04, 05 (Capt.), La Marque, Texas
- Douglas, David, OT, 1984, 85, Spring City
- Douglas, Steve, DT, 1983, 84, Spring City
- Downey, Pat, BB, 1962, 63, Montgomery, Ala.
- Downs, Brendan, TE, 2011, 12, 13, 14, Bristol
- Drost, Ray, G, 1942, 46, 47, Scranton, Pa.
- Drummond, Keith, E, 1954, 55, Mt. Pleasant, Texas
- Drummonds, Ronnie, DE, 1968, 69, 70, Knoxville
- Drummer, Tyler, WR/H, 2012, 13, Powell
- Dudley, Bubba, QB, 1969, Nashville
- Duff, Bill, DT, 1994, 95, 96, 97, Delran, N.J.
- Dumont, Guillaume, OG, 2003 (Service), St. Hubert, Quebec
- Duncan, Alan, PK, 1978, 79, 80, Norris
- Duncan, Clark, DB, 1977, 78, 80, Erwin
- Duncan, Clyde, WR, 1981, 82, 83, Oxen Hill, Md.
- Duncan, Edwin Cheek, HB, 1936, 37, 38, Decaturville
- Dunkin, Jim, OLB, 1983, 84, Bakersfield, Calif.
- Dutton, Cliff, WR, 1992, Sykesville, Mo.
- Duval, Jim, TE, 1975, 76, 77, Tullahoma

E

- Earl, Richard, OT, 1970, 71, 72, Petersburg, Va.
- Eblen, R. Hooper, B, 1935
- Edgmon, Sam, FB, 2009, Pulaski
- Edmiston, Don (Speedy), T, 1939, 40, 41, Midland, Fla.
- Edmonds, Derrick, DB, 1996, 97, 98, 99, Tampa, Fla.
- Edmonds, H.M., RHB, 1896, 97, 1900, York, Ala.
- Edmonds, Oscar 1944, Knoxville
- Edwards, Anthony, DE, 1969, 70, 71, Kingsport
- Edwards, Skip, DB, 1964, 66, Ocala, Fla.
- Eichholtz, Bill, WR, 1984, Knoxville
- Eichholtz, Cory, DB, 2009, Knoxville
- Eldred, Ralph E., E, 1936, 37, 38
- Elkas, Ray, LG, 1948, 49, Pawtucket, R.I.
- Elkins, L.E., Sub., 1910
- Elliott, Frank S., T, 1925, 27
- Ellis, Alex, TE, 2014, Del Mar, Del.
- Ellis, Carl, T, 1963, 64, Mulberry, Fla.
- Ellis, Dick, T, 1967, Tullahoma
- Ellis, J.B., G, 1931, 32, 33, Halls
- Ellis, Shaun, DE, 1997, 98, 99, Anderson, S.C.
- Ellspermann, Steve, C, 1966 (Service), Ocala, Fla.
- Elmore, James W., HB, 1925, 26, 27, Knoxville
- Elmore, Kent, P, 1988, 89, Apopka, Fla.
- Emanuel, Frank, LB, 1963, 64, 65, Newport News, Va.
- Embry, Jim, LB, 1974, Louisville, Ky.
- Emendorfer, Bill, OG, 1970, 71, 72, Cleveland
- Emert, Justin, OT, 1998 (Service), Rockford
- Emery, John, DE, 1993, 94, Norco, La.
- Emmons, Bobby, RB, 1976, 77, 78, Fayetteville
- Emory, Bill, LHB, 1915, 16
- Emory, David, BB, 1957, Knoxville
- England, Lee, WR, 1987, 88, 89, Gallatin
- Ennsley, Jerry, WB, 1960, 61, 62, Chandler, N.C.
- Epperson, Harry G., B, 1935, 36
- Epps, Courtney, WR, 1994, Dallas, Texas
- Epstein, Adam, PK, 1988, East Amherst, N.Y.
- Epstein, Jason, KS, 1992 (Service), East Amherst, N.Y.
- Ernsberger, Dick, FB, 1949, 50, 51, Mansfield, Ohio



Etter, Gene, TB, 1958, 59, 60, Chattanooga
 Evans, Art, DB, 2008, 09, 10, 11, Lakeland, Fla.
 Evans, Joe, QB, 1919, 20
 Evey, Dick, RT, 1961, 62, 63, Springfield, Ohio

F

Fagan, Jomo, WR, 2002, 03, 04, Plantation, Fla.
 Fair, Dale, FB, 1974, Elizabethton
 Fair, Terry, DB, 1994, 95, 96, 97, Phoenix, Ariz.
 Faircloth, Mallon, TB, 1961, 62, 63, Cordele, Ga.
 Fairfield, C.D., Sub., 1897, Oak Grove
 Falco, Joe, DT, 1963, 64, Bridgeport, Conn.
 Farmer, Joel, C, 1983, 84, 85, Knoxville
 Farrar, Scot, OT, 1976, 77, Manchester
 Faulkner, Craig, WR, 1990, 91, 92, 93 (Capt.), Richmond, Ky.
 Faust, Hugh D., QB, 1930, Knoxville
 Fayton, C.J., WR, 2002, 03, 04, 05, Virginia Beach, Va.
 Feathers, Beattie, B, 1931, 32, 33, Bristol, Va.
 Fellows, Roshawn, DB, 2004, 05, Warren, Ark.
 Felty, Gene, C, 1949, 50, Bristol
 Fender, M.W., FB, 1912
 Ferris, Charles E., RT, 1892
 Fielden, Alan, RE, 47, 48, 49, Knoxville
 Fields, Brad, DT, 1979 (Service), Ashland City
 Fields, Earnest, LB, 1988, 89, 90, 91 (Capt.), Milan
 Filson, Dave, LB, 1968, 69, Nashville
 Finch, Kelsey, RB, 1976, 77, 78, Sheffield, Ala.
 Finlayson, Jake, TE, 2002, 03, 05, Selmer
 Finlayson, John, TE, 1998, 99, 00, 01 Selmer
 Finney, James I., C, 1928, 29
 Fisher, Armando, LB, 1993, East St. Louis, Ill.
 Fisher, Bob, T, 1951, 52, 53, Cleveland, Ohio
 Fisher, Buddy, RE, 1961, 62, 63 (Capt.), Maxwell, Va.
 Fisher, James C., RT, 1892, 93
 Fisher, Jody, C, 1941, 42, Bluefield, W. Va.
 Fisher, John, C, 1988, 89, 90, 91 (Capt.), Milan
 Fisher, Lavoisier, ILB, 1982, 83, 84, 85, Nashville
 Fisher, Tom, LB, 1964, 65, Brooksville, Fla.
 Fisher, Walter, DE, 2006, 07, 08, Nashville
 Fitchpatrick, Tim, WR, 1973, 74, 75, Doraville, Ga.
 Fitzgerald, Jeremy, RB, 1997, Dayton
 Fitzgerald, Maurice (Buck), DB, 1998, 99, 00, 01, Nashville
 Fleming, Cory, WR, 1990, 91, 92, 93 (Capt.), Nashville
 Fleming, Troy, FB, 2000, 01, 02, 03, Franklin
 Fletcher, Mark, DB, 1988, 89, 90, 91, Cincinnati, Ohio
 Flora, Charles, E, 1949, 50, Danville, Va.
 Flowers, George, HB, 1924, Covington
 Flowers, Richmond, WB, 1966, 67, 68, Montgomery, Ala.
 Foley, Kevin, RB, 1996, Gatlinburg
 Folsom, Derrick, LB, 1989, Valdosta, Ga.
 Fonde, C.H., RHB, 1910, 11, 12 (Capt.)
 Ford, Chester, RB, 1994, 95, 96, Danville, Ky.
 Ford, Glenn, RB, 1979, 80, Greensboro, N.C.
 Foreman, Malik, DB, 2013, 14, Kingsport, Tenn.
 Foster, Arian, RB, 2005, 06, 07, 08, San Diego, Calif.

Foster, Clifton, DB, 1983 (Service), Alexandria, Va.
 Foster, Ramon, G, 2005, 06, 07, 08 (Capt.), Henning
 Fowler, W. S. (Monk), WB, 1947, Phillips, Texas
 Fowlkes, Steven, DL, 2012, College Park, Ga.
 Fox, D.N., LT, 1904, Knoxville
 Fox, R.E., LHB, 1904, Knoxville
 Foxall, Joe, LG, 1960, 61, 62, Nashville
 Foxx, Bob, HB, 1938, 39, 40, Knoxville
 Foxx, Frank, RB, 1976, 77, 78, Knoxville
 Francis, Hugh, HB, 1919
 Francis, J.H., Sub., 1910
 Francis, Jeff, QB, 1985, 86, 87, 88, Mt. Prospect, Ill.
 Francis, John, T, 1941, 46, 47, Knoxville
 Frank, Milton, G, 1931, 32, 33, Nashville
 Franklin, Aubrayo, DT, 2001, 02, Johnson City
 Franklin, Coy, RG, 1958, Madisonville
 Franklin, John, T, 1930, 31, 32, Covington
 Franklin, L.D. 1908, 09
 Franklin, Mack, E, 1951, 52, 53 (Capt.), Madisonville
 Franklin, Robbie, OG, 1964, 65, 66, Knoxville
 Frazier, Bobby, DE, 1963, 64, 65, Bartow, Fla.
 Frazier, Savion, LB, 2007, 08, 09, 10, Woodbridge, Va.
 Freeman, Brent, DB, 2008 (Service), Suwanee, Ga.
 Freeman, Dwayne, WR, 1992, Hagerstown, Md.
 French, F.D., RG, 1900, Maryville
 Frere, Rob, DT, 1970, 71, 72, Annandale, Va.
 Frere, Ron, OT, 1972 (Service), Annandale, Va.
 Frogg, Michael, C, 2006, 07, Kingston
 Frogg, Sammy, P, 2000, Kingston
 Frost, Ken, LT, 1959, 60, Brentwood
 Frost, Tim, DB, 1992, Scottdale, Ga.
 Fugate, Channing, FB/LB, 2010, 11, 12, Jackson, Ky.
 Fuhrer, Tom, DT, 1990, 91, Crystal Lake, Ill.
 Fuller, Ben F., G, 1927, 28, 29, Dyersburg
 Fuller, C.J., QB, 1902, 03, Memphis
 Fulmer, Phillip, OG, 1969, 70, 71, Winchester
 Fulton, Charles, TB, 1965, 66, 67, Memphis
 Fulton, Robert W., T, 1935, 36
 Fulton, Zach, OG, 2010, 11, 12, 13, Homewood, Ill.
 Furlow, Derrick, DB, 2009, Atlanta, Ga.
 Furnas, Doug, RB, 1981, 82, Commerce, Okla.
 Furnas, Mike, OG, 1982, 83, Commerce, Okla.
 Fusco, Ryan, PK (Service) 2005, Memphis
 Fuson, Clyde (g), FB, 1942, Middlesboro, Ky.

G

Gaffney, James T., HB, 1941, 42, Cumberland, Md.
 Gaines, Antonio, DB, 2004, 05, 06, 08, Covington
 Gaines, Cory, DB, 1995, 96, 97, Baton Rouge, La.
 Gaines, Greg, DB, 1978, 80, Nashville
 Gaines, Teddy, DB, 1998, 99, 00, 01, Kingsport
 Gaither, Omar, LB, 2002, 03, 04, 05, Charlotte, N.C.

Galbreath, Harry, OG, 1984, 85, 86, 87 (Capt.), Clarksville
 Galiffa, Art, QB, 1964, 66, Donora, Pa.
 Gallagher, Joe, OG, 1973, 74, 75, 76, Chester, Pa.
 Galyon, Scott, LB, 1992, 93, 94, 95 (Capt.), Seymour
 Gamble, A.M., RG, 1899
 Gamble, R.M., E/QB, 1901, 02
 Gammage, Elliott, OT, 1965, 66, 67, Cedartown, Ga.
 Gandy, Richie, OT, 2004, 05, Darlington, S.C.
 Gann, Gene, BB, 1960, 61, Tuscaloosa, Ala.
 Garmon, Bob, P, 1985, 86, 87, Birmingham, Ala.
 Garner, Charlie, RB, 1992, 93, Falls Church, Va.
 Garner, Hugh, WB, 1952, 53, 54, LaFollette
 Gaulden, Rashaan, DB, 2014, Spring Hill, Tenn.
 Gault, Willie, WR, 1979, 80, 81, 82, Griffin, Ga.
 Gauze, J.W., C, 1911
 Gayles, Mike, FB, 1974, 75, 76, Cincinnati, Ohio
 Gaylor, Jim, PK, 1975, 76, 77, Nashville
 Gearing, Paul, LT, 1946, 47, 48, 49, Manongahela, Pa.
 Gebhardt, W.T., RT, 1892
 Geisler, J.V., RE, 1911, 12
 Gentry, Mack, DT, 1964, 65, 66, Knoxville
 Gerardi, Greg, OT, 1990, Irvine, Calif.
 Getteys, P.W., RHB, 1902
 Gettys, R.E., HB, 1899
 Giampapa, Matt, LS, 2014, Jackson, Tenn.
 Gibson, Brent, C, 1993, 94, 95, 96, Canton, N.C.
 Giddens, Clarence E., C, 1934, 35
 Gillem, Adam, DE, 2007 (Service), Knoxville
 Gillespie, Charles, OT, 1979, 82, Spring City
 Gilliam, Jacob, OL, 2014, Knoxville, Tenn.
 Gilliam, Jim, DS, 1991, Gallatin
 Glascock, Bob, FB, 1956, Philadelphia, Pa.
 Glenn, TB, 1959, 60, 61, Clewiston, Fla.
 Gleaves, Bob, BB, 1956, Shelbyville
 Glover, Jimmy, MM, 1965, 66, 67, Lafayette
 Godzak, Ed, WB, 1952, Webster, Pa.
 Gold, Bill, FB, 1941, 42, 46, Brockton, Mass.
 Golden, Tad, DB, 1998, 99, 00, 01, Lithonia, Ga.
 Gonce, J.W., G, 1903
 Gooch, Darin, C, 2010, 12, Reno, Nev.
 Gooch, Mike, OT, 1965, 67, 68, Florence, Ala.
 Gooden, Bernard, OG, 1999, 00, Bradenton, Fla.
 Goodin, Chad, C, 1989, Englewood
 Goodin, Matt, DT, 1998 Englewood
 Goodrich, Dwayne, DB, 1996, 97, 98, 99, (Capt.) Oak Lawn, Ill.
 Goodrich, Guinn B., G, 1932, 33, Nashville
 Gordon, Bobby, TB, 1955, 56, 57, Pulaski
 Gordon, Eric, DB, 2010, 11, 12, Nashville
 Gordon, Milton, ILB, 1986, Jacksonville, Fla.
 Gordon, Rodney, OT, 1990, 91, 92, Toledo, Ohio
 Gordy, John, T, 1954, 55, 56 (Capt.), Nashville
 Gowdy, Jerry, LE, 1962, 63, North Charleston, S.C.
 Graddy, Sam, WR, 1985, 86, Atlanta, Ga.
 Graham, Bobby, WR, 1999, 00, 01, Statesville, N.C.
 Graham, Conrad, DB, 1970, 71, 72, Winston-Salem, N.C.
 Graham, J.H., LG, 1910
 Graham, Jay, RB, 1993, 94, 95, 96 (Capt.), Concord, N.C.

Graham, Joe, OG, 1964, 67, Fayetteville
Grant, Deon, DB, 1997, 98, 99, Augusta,
Ga.
Grant, Jason, DE, 1997 (Service),
Brentwood
Grant, Stan, DB, 1976, Boise, Idaho
Granzow, Judd, LB, 1998, 99, Granada
Hills, Calif.
Grazt, Bobby, OG, 1963, 64, 65,
Morristown
Graves, Samuel Ray, C, 1940, 41 (Capt.),
Knoxville
Gravitt, Mitchell, TE, 1973, Hixson
Gray, Daniel, DB, 2012, Lauderdale Lakes,
Fla.
Gray, Glenn, RE, 1963, 64, 65, Augusta,
Ga.
Green, Louis A., RT, 1926, Gallatin
Green, T.B., LG, 1900, 01, 02, 03 (Capt.)
Green, Ron, DT, 1995, 96, 97, 98, Severna
Park, Md.
Greene, Ben, DB, 2004, 05, 06,
Jonesboro, Ga.
Greenwood, B. J., Sub., 1912
Greer, Jabari, DB, 2000, 01, 02, 03,
Jackson
Greer, R.A., HB, 1899
Gregory, Kevin, DS, 1997, 98, 99, Union,
S.C.
Grieco, Gregory, LB, 2013, Knoxville
Griesbach, Bob, LB, 1952, Portsmouth, Va.
Griffin, Gerald, DB, 1996, 97, 98, 99,
Murfreesboro
Griffith, Dave, LHB, 1952, 53, Oak Ridge
Grim, Joe, RE, 1901, 02, 03
Grim, W.H., E, 1904
Grimes, Bill, WR, 2006 (Service),
Douglasville, Ga.
Grizzard, Kenneth, C., 1921, 22, Clarksville
Grubb, Jim, WB, 1956, 57, Oak Ridge
Grubb, Wayne, RG, 1958, 59, 60, Athens
Gruble, John, E, 1947, 48, 49, 50,
Mt. Airy, N.C.
Gudalis, Bill, C, 1958, Sykesville, Pa.
Gudger, V.L., LHB, 1902, 03, Asheville,
N.C.
Guess, Nick, DS, 2010, 11, Knoxville
Gunn, Carlton, LB, 1979, Tampa, Fla.
Gunther, J.A., LG, 1906
Gurdak, Matt, WR, 2002 (service),
Buckhannon, W. Va.
Gust, Ron, E, 1952, 53, 54, North
Tonawanda, N.Y.

H

Hackman, J.S., LHB, (Buddy) 1928, 29, 30,
Nashville
Hagy, Everett, Sub., 1896
Hahn, Jimmy C., MG, 1966, 67, 68
(Service), Gainesville, Fla.
Hahn, Jimmy R., QB, 1949, 50, 51, Newport
News, Va.
Hair, Sammy, DE, 1972, 73, 74, Dalton, Ga.
Hale, Jerrone, WR, 2002 (Service),
Morristown
Hale, Troy, WR, 1985, DeSoto, Texas
Hall, Jason, DT/DE, 2002, 03, 04, 05,
Marietta, Ga.
Hall, Jeff, PK, 1995, 96, 97, 98 (Capt.),
Winchester
Hambaugh, P.C., LT, 1915, 16, Clarksville
Hamilton, H.T., RG, 1900
Hamilton, Mercedes, OG, 1995, 96, 97, 98
(Capt.), Waynesboro, Ga.
Hammond, Bill, RT, 1962, 63, Kingsport
Hampton, Anthony, LB, 1994, 95, 97,
Englewood, N.J.

Hancock, Anthony, WR, 1978, 79, 80, 81,
Cleveland, Ohio
Hancock, Quintin, WR, 2007, 08, 09, St.
Augustine, Fla.
Hand, Omari, DE, 1999, 00, 01, 02 (Capt.),
Tallahassee, Fla.
Hannah, Carl, LE, 1956, Lafayette, Ga.
Hannon, Chris, WR, 2002, 03, 04, 05,
Sarasota, Fla.
Haralson, Parys, DE, 2002, 03, 04 (Capt.),
05 (Capt.), Flora, Miss.
Hardegee, Bo, QB, 2006 (Service),
Jackson
Hardesty, Montario, TB, 2006, 07, 08
(Capt.), 09 (Capt.), New Bern, N.C.
Hardy, Darryl, LB, 1988, 89, 90, 91,
Cincinnati, Ohio
Haren, Kyle, LB, 1991, Chattanooga
Hargiss, Joseph E., RG, 1893
Harkleroad, Clay, OG, 1964, Kingsport
Harkleroad, Rod, C, 1966 (Service),
Knoxville
Harkness, W.S. (Bill), QB, 1923, 24, 25, 26
(Capt.), Jellico
Harp, Thomas (Red), B, 1935, 36, 37,
Pineville, Ky.
Harper, Alvin, WR, 1987, 88, 89, 90,
Frostproof, Fla.
Harper, Daryl, WR, 1980, 81, Memphis
Harper, Reggie, TE, 1977, 78, 79, 80,
Hartsville
Harrell, Justin, DT, 2003, 04, 05, 06
(Capt.), Martin
Harris, Chris, DB, 1993 (Service), Maryville
Harris, Christian, LB, 2012, 13, Woodstock,
Ga.
Harris, Paul, WR, 2013, Accokeek, Md.
Harrison, Jim, QB, 1979 (Service),
Lakeland, Fla.
Hartman, Kip, WR, 2003 (Service), Mt.
Pleasant, Mich.
Haslam, Jim, T, 1950, 51, 52 (Capt.), St.
Petersburg, Fla.
Hatcher, Adolphus H. (Buck), T, 1915, 16,
19, 20 (Capt.)
Hatcher, Bill, HB, 1923, Fayetteville
Hatcher, O.C., FB, 1916
Hatley, Ralph L., G, 1932, 33, 34 (Capt.),
Jackson
Hawkins, David, LB, 1983 (Service),
Knoxville
Hayden, Aaron, RB, 1991, 92, 93, 94,
Detroit, Mich.
Hayden, Jerrod, LB, 1997, Louisville, Ky.
Hayes, Joe Black, G, 1935, 36, 37 (Capt.),
Murfreesboro
Hayley, Samuel B., T, 1911, 12, 13 (Capt.),
Jackson
Haynes, Samuel H., LE, 1893
Haynesworth, Albert, DT, 1999, 00, 01,
Hartsville, S.C.
Hays, Robert L., C, 1891
Hayworth, Tracy, DE, 1986, 87, 88, 89,
Decherd
Heard, Scott 1984, C. (Service), Athens
Heath, Chris, DB, 2002, 03, Hattiesburg,
Miss.
Heath, Ricky, DB, 1973, Atlanta, Ga.
Hefney, Jonathan, DB, 2004, 05, 06, 07,
Rock Hill, S.C.
Helm, Daniel, TE, 2014, Chatham, Ill.
Helton, L.T., C, 1960, 62, Morristown
Helton, Todd, QB, 1993, 94, Knoxville
Henderson, John C., H/P, 2003, 04,
Germantown
Henderson, John N., DT, 1999, 00, 01
(Capt.) Nashville

Henderson, Joseph Ray (Possum), G, 1916,
19, Knoxville
Henderson, Sam, RB, 1982, 83, 85, South
Bend, Ind.
Hendricks, Gerald S., E, 1936, 37, 38
Hendrix, Dwayne, DL, 2014, O'Fallon, Ill.
Hendrix, Tim, TE, 1983, 84, 85, 86, DeSoto,
Texas
Henry, Duan, ILB, 1982, Newport
Henry, Travis, RB, 1997, 98, 99, 00,
Frostproof, Fla.
Hensley, Steven, WR, 2009 (Service),
Coalfield
Hensley, Tom, T, 1952, 53, Knoxville
Henson, Tavio, DB, 1989, 90, 91, 92,
Severn, Md.
Henton, Sterling, QB, 1987, 89, 90, Passaic,
N.J.
Herndon, L. Houston, E, 1927, 28, 29,
Lexington
Herrera, Anthony, OG, 2000, 01, 02, 03,
Naples, Fla.
Herring, Melvin G., HB, 1936, 37
Herrmann, Gary, T, 1951, Davenport, Iowa
Herzbrun, Lon, RG, 1955, 56, 57,
Washington, D.C.
Heydrick, Paul D., HB, 1929, Charleston,
W. Va.
Hibbard, Bob, WB, 1954, 55, 56, Midland,
Pa.
Hibbett, Johnny, OG, 1983, 84, 85, 86,
Mt. Juliet
Hickman, Herman, RG, 1929, 30, 31,
Johnson City
Hicks, Bob, C, 1947, Hazelton, Pa.
Hidinger, Lee, LB, 1973, 74, 75, Memphis
Higginbotham, Roger, DT, 1974, Oak Ridge
Hightower, Chris, PK, 2000 (Service),
Weaverville, N.C.
Hill, Alden, RB, 2013, Alliance, Ohio
Hill, Claude, FB, 1946, 47, 48, Nashville
Hill, Gaylon, OG, 1970, 71, 72, Brownsville
Hill, Jimmy, QB, 1948, 49, 50, Maryville
Hill, Ryan, FB, 2008 (Service), Kingston
Hillman, Bill, WB, 1942, 46, Kane, Pa.
Hines, Tyrone, LB, 1994, 95, 96, Brownsville
Hite-Smith, Van O., LG, 1896
Hobby, Marion, DE, 1986, 87, 88, 89
(Capt.), Irondale, Ala.
Hodge, Bonnie, HB, 1937
Hogue, Chris, PK/P, 1996, 97, Memphis
Holbert, David, FB, 2004, 05, 06, 08
(Service), Nashville
Holland, Mark, C, 1992, 93, 94, Sale Creek
Holloper, C. E., HB, 1899, 1900, 01 (Capt.)
Holloway, Condredge, QB, 1972, 73, 74
(Capt.), Hunstville, Ala.
Holloway, Jerry, OT, 1967, 68, Memphis
Holoan, Francis, G, 1950, 51, 52, Niagara
Falls, N.Y.
Holsclaw, Claude, B, 1944, Elizabethton
Holt, Laird, E, 1929, 30, 31, Franklin
Holt, Ricky, OLB, 1981, 82, 83, Tifton, Ga.
Holt, Robert (Tarzan), FB, 1920, 21, 22, 23
(Capt.)
Honea, Ken, BB, 1961, 62, 63, Chattanooga
Hood, Daniel, DL, 2011, 12, 13, Knoxville
Hood, Merlyn, WR, 1970, 71, East Moline, Ill.
Hooser, P. Hobart (Hobe), G, 1927
Horn, David, TE, 1992, 93, 94, 95,
Jonesboro, Ga.
Horne, Kevin, DB, 1998 (Service), Tucker,
Ga.
Horner, Amos J., FB, 1927, 28
Hough, Joe, QB/DB, 1976, 77, Oklahoma
City, Okla.

Houston, Cedric, TB, 2001, 02, 03, 04, Clarendon, Ark.
 Houston, Josh, WR, 2000, Kingston
 Hovanic, Mark, DT, 1985, 86, 87, Yorktown, Va.
 Howard, Alton, WR, 2012, 13, 14, Orlando, Fla.
 Howard, Anthony, DT, 1985, 86, Berkeley, Calif.
 Howard, Chip, WR, 1971, 72, 73, Knoxville
 Howard, Ermal, RG, 1946, 47, 48, Matawan, W.Va.
 Howard, Joey, DT, 1986, 87, Springfield, Ohio
 Howard, William, RB, 1984, 85, 86, 87, Lima, Ohio
 Howe, Bubba, C, 1954, 55, 56, Memphis
 Howell, Frank, DT, 1970, 71, Columbia
 Hubbard, Bill, G, 1953, 54, Lynchburg, Va.
 Hubbard, Hal, QB, 1951, 52, 53, Lynchburg, Va.
 Hubbell, Franklin S. (Bud), E, 1941, 42, 46, Bridgeport, Conn.
 Hubbell, Webster E., T, 1941, Bridgeport, Conn.
 Hubbuck, Carl, G, 1937
 Huddleston, Ben, E, 1946, 47, Chattanooga
 Hudson, John Bill, LE, 1960, 61, 62, Jefferson City
 Hueser, Vernon, C, 1946, 47, 48, Marcus, Iowa
 Huff, Avery, TE, 1980, New Market
 Huffman, Dick, T, 1942, 46, Charleston, W.Va.
 Hug, Paul N., E, 1928, 29, 30, Kingsport
 Hughes, Montori, DT, 2009, 10, Murfreesboro
 Humphreys, Cecil C. (Sonny), E, 1933, 34, 35, Paris
 Hundley, Elmo E. T, 1927
 Huneycutt, Ralph, C, 1947, 48, 49, Appalachia, Va.
 Hunt, Brian, MG, 1985, 86, 87, DeSoto, Texas
 Hunt, George, KS, 1969, 70, 71, Clearwater, Fla.
 Hunter, George L., E, 1936, 37, 38, Somerset, Ky.
 Hunter, Justin, WR, 2010, 11, 12, Virginia Beach, Va.
 Hurd, Jalen, RB, 2014, Hendersonville, Tenn.
 Hurley, Leonard F., T, 1920, 21, 22
 Hurst, Bill, P, 1998 (Service), Brentwood
 Husband, Tom, C, 1958, 60, Nashville
 Hust, Al, E, 1940, 41, 42 (Capt.), Cleveland, Ohio
 Hust, Emil R., E, 1939, 41, Cleveland, Ohio
 Hutchinson, Byron, T, 1942, St. Petersburg, Fla.
 Hutton, Tom, P, 1991, 92, 93, 94, Memphis
 Hyde, Jerry, RHB, 1951, 52, 53, Fort Wayne, Ind.

Iljams, Howard A., QB, 1891, 92, 93 (Capt.)
 Inglett, Paul, LG, 1959, 60, Augusta, Ga.
 Ingram, Brian, DE, 1977, 78, 79, Memphis
 Ingram, Mark, C, 1995, 96, Sneads Ferry, N.C.
 Ingram, Phil, WR, 1978, 79, Nashville
 Ingram, Reggie, LB, 1990, 91, 92, 93, Memphis
 Irwin, Tim, OT, 1978, 79, 80, Knoxville
 Ishii, Dusty, DB, 2003, Huntington Beach, Calif.

Jackson, Bernard, DE, 1998, 99, 00, 01, Louisville, Ky.
 Jackson, Howard, RT, 1956, 57, 58, Kingston
 Jackson, Janzen, DB, 2009, 10, Lake Charles, La.
 Jackson, Leonard, MG, 1980, 81, Macon, Ga.
 Jackson, Malik, DT, 2010, 11, Northridge, Calif.
 Jackson, Marcus, OL, 2011, 12, 14, Vero Beach, Fla.
 Jakobik, Jack, DB, 1991, 92, Nashville
 James, Andre, LB, 1998, 99, 00, 01, Harmony, N.C.
 James, David, OG, 1980, 81, 82, Cincinnati, Ohio
 James, Ja'Wuan, OT, 2010, 11, 12, 13, Suwanee, Ga.
 James, Roland, DB, 1976, 77, 78, 79 (Capt.), Jamestown, Ohio
 Janes, Palmer, E, 1919, 20, 21, Memphis
 Jared, W. Bennett, LHB, 1915
 Jarnagin, F. W., C, 1899, 1900, 01, Jefferson City
 Jarvis, Ron, FB, 1965, 66, 67, Rochester, N.Y.
 Jasper, Bill, C, 1949, 50, 51, Somerset, Ky.
 Jeffers, Lemont Holt, DE, 1978, 79, 80, 81 (Capt.), Hampton, Va.
 Jeffries, Danny, DB, 1970, 71, 72, Dyersburg
 Jellicoe, Reggie, C, 1964, 65, Morristown
 Jenkins, Danny, DT, 1975, 76, 77 (Capt.), Elizabethton
 Jenkins, DeRon, DB, 1992, 93, 94, 95, St. Louis, Mo.
 Jenkins, Lee, DB, 1980, 81, 82, Atlanta, Ga.
 Jenkins, Ryan, WR, 2014, Marietta, Ga.
 Jernigan, Tom, DB, 1967, 68, Union City
 Jester, Mike, OG, 1978, 79, Cincinnati, Ohio
 Jester, Nick, LB, 1992, 93, 94, 96, Delray Beach, Fla.
 Johnson, Alexander, James (A.J.), LB, 2011, 12, 13, 14, Gainesville, Ga.
 Johnson, Austin, FB, 2008, 09, 10, 11 (Capt.), Hickory, N.C.
 Johnson, Bill, RG, 1955, 56, 57 (Capt.), Sparta
 Johnson, Bob, C, 1965, 66, 67 (Capt.), Cleveland
 Johnson, Brandon, DB, 2003, Tulsa, Okla.
 Johnson, Carl, DE, 1970, 71, 72, Palatka, Fla.
 Johnson, David, DT, 1987, 88, Dayton
 Johnson, Frank, LE, 1905
 Johnson, Greg, LB, 1993, 94, 95, 96, Nashville
 Johnson, Harold, QB, 1948, 49, 50, Jackson
 Johnson, Howard, T, 1926, 27, 28 (Capt.), Knoxville
 Johnson, Inquoris (Inky), DB, 2004, 05, 06, Atlanta, Ga.
 Johnson, Jakob, LB, 2014, Stuttgart, Germany
 Johnson, Johnathon, WR, 2013, 14, Friendswood, Texas
 Johnson, L.B. (Farmer), T, 1926, 27, 28, Clarksburg, Ohio
 Johnson, Lemond, DB, 2013, 14, Cooper City, Fla.
 Johnson, Marsalous, DB, 2006, 07, 08, 09, Smyrna
 Johnson, Neil, TE, 1998, 99, Nashville

Johnson, Paul, C, 1973, 74, 75, Cleveland
 Johnson, Ramone, OT, 2008, Chicago, Ill.
 Johnson, Shawn, LB, 1996, 97, Louisville, Ky.
 Johnson, Steve, DB, 1994, 95, 97, 98, Powder Springs, Ga.
 Johnson, Steven, P, 1993 (Service), Knoxville
 Johnson, Tom, T, 1963, Stillwater, Okla.
 Johnson, Tom D., C, 1970, 71, 72, Cleveland
 Johnson, W.C., E, 1906, 07, 08, 09, 10 (Capt.), Memphis
 Johnston, James G., T, 1928, 29, Knoxville
 Jolley, Jack, C, 1979, 80, Simpsonville, S.C.
 Jones, Dale, OLB, 1983, 84, 85, 86 (Capt.), Cleveland
 Jones, Eli, WR, 2001 (Service), Salem, Mo.
 Jones, Frank D., G, 1926, Morristown
 Jones, Gerald, WR, 2007, 08, 09, 10, Oklahoma City, Okla.
 Jones, Greg, LB, 1974, 75, 76, 77 (Capt.), Bristol
 Jones, Greg R., DT, 2002, 03, Jonesboro, Ark.
 Jones, Johnnie, RB, 1982, 83, 84 (Capt.), Mumfordsville
 Jones, Kendrick, WR, 1991, 92, 93, 94, Collierville
 Jones, Kenny, TE, 1978, 79, 81, 82, Nashville
 Jones, Marc, RB, 1989, 90, Syracuse, N.Y.
 Jones, Mark, WR/DB, 2000, 01, 02, 03, Wallingford, Pa.
 Jones, Mike E., MM, 1967, 68, 69, Nashville
 Jones, Mike S., T, 1971, Kingsport
 Jones, Montrell, WR, 2001, 02, Louisville, Ky.
 Jones, Philip E., G, 1923, 24, Knoxville
 Jones, Sam W., E, 1923, 24, 26, Nashville
 Jones, Steven, OT, 2007, Brentwood
 Jones, Wilbert, DB, 1978, 79, 80, Brownsville
 Jordan, Dick, E, 1942, 46, McCall Creek, Miss.
 Juin, Reggie, DB, 2013, Conyers, Ga.
 Julian, Jason, WR/S, 1988, 89, 90, 91, Knoxville
 Jumper, Tommy, G, 1950, Chattanooga

Karl, Ryan, LB, 2004, 05, 06, 07, Franklin
 Kaseta, Vince, E, 1949, 50, 51, Brockton, Mass.
 Keener, Samuel, RHB, 1906
 Keever, Wade, B, 1934, Johnson City
 Kefauver, Estes, G, 1922, 23, Madisonville
 Kell, Chip, OG, 1968, 69, 70, Decatur, Ga.
 Keller, John, OG, 1968, 69, 70, Bristol
 Kelley, Mike, OLB, 1986, 87, 88, Chattanooga
 Kelly, Andy, QB, 1988, 89, 90, 91, Dayton
 Kelly, Farmer, RT, 1911, 12, 13, 14 (Capt.)
 Kelly, Todd, DE, 1989, 90, 91, 92 (Capt.), Hampton, Va.
 Kelly, Todd, Jr., DB, 2014, Knoxville, Tenn.
 Kelly, Van W., C, 1936, 37
 Kemp, Austin, LB, 1997, 98, Brentwood
 Kemp, C.M., LG, 1915
 Kemp, Ricardo, DB, 2006, 07, Warren, Ark.
 Kendrick, Brett, OL, 2014, Knoxville, Tenn.
 Kendrick, Edward, DT, 1999, 00, 02, Macon, Ga.
 Kennedy, Edwin M., LE, 1919, Knoxville
 Kent, Jermaine, WR, 2001 (Service), Huntsville, Ala.
 Kent, Joey, WR, 1993, 94, 95, 96, Huntsville, Ala.



Kerbyson, Kyler, OL, 2012, 13, 14, Knoxville
 Kern, R.A., RG, 1905
 Kerrey, Neal, RB, 1994 (Service), Kingsport
 Kerr, Andy, PK, 2003 (Service), Maryville
 Kerr, R.V., LB, 1911, 12, 13, 14, Savannah
 Kesterton, T.O., LT, 1909
 Kidd, George, LB, 1992, 93, 94, 95, Milan
 Kile, Jack, LG, 1959, Sweetwater
 Killian, Gene, OT, 1971, 72, 73, Tampa, Fla.
 Kilpatrick, Brent, WR, 1994 (Service),
 Greenback
 Kimbro, Bryan, OLB, 1985, 86, 87, 88,
 Dickson
 Kimbrough, Charles, OLB, 1985, 86, 87,
 Mobile, Ala.
 Kincaid, Bill, C, 1956, Lafollette
 Kiner, Steve, LB, 1967, 68, 69, Tampa, Fla.
 King, Craig, LB, 1994, 95, 96, Asheville, N.C.
 King, Greg, LB, 2009, 13, Memphis
 King, Harry F., T, 1922, 23, 24, Knoxville
 King, Justin, FB, 2012, 14, Dunwoood, Ga.
 King, William B., HB, 1941, Knoxville
 Kipp, S.S., LHB, 1909
 Kirk, Todd, C, 1985, 86, 87, Pennington
 Gap, Va.
 Kirkland, Aaron, TE, 2002, Fayetteville, N.C.
 Klarer, Rudolph (Rudy), G, 1941, 42,
 Louisville, Ky.
 Kline, Cedric, LB, 1986, 87, 88, 89, Loudon
 Kluge, Steve, MG, 1979, 80, 81, 82,
 Staunton, Va.
 Knappe, E.C., LG, 1900
 Knight, Steve, OG, 1981, 82, 83, Abingdon,
 Va.
 Kohlhase, Charles E., FB, 1929, 30, 31,
 Knoxville
 Koleas, George L., G, 1935, 36
 Kolenik, Vic, E, 1951, 52, Leechburg, Pa.
 Kolinsky, Frank, RT, 1955, 56, 57, McKees-
 Rocks, Pa.
 Kozar, Andy, FB, 1950, 51, 52, St. Michael,
 Pa.
 Krause, Dick, LT, 1958, Augusta, Ga.
 Kreis, Gary, E, 1967, 68, 69, Oliver Springs
 Kremser, Karl, KS, 1967, 68, Levittown, Pa.
 Krouse, Henry W., B, 1932, 34, 35, Memphis
 Kyler, Greg, WR, 1995, Baltimore, Md.

L

Labach, Joe E., HB, 1893
 Lacore, John O., LG, 1893
 LaCoste, Kelley, DE, 1967, Baton Rouge,
 La.
 Lambert, Ken, DE, 1971, 72, Jacksonville,
 Fla.
 Lampley, Brad, OT, 1996, Louisville, Ky.
 Lane, Eric, RB, 1993, 94, 95, 96, East
 Orange, N.J.
 Lane, Hunter, E, 1919, 20, 21, 22, Buntyn
 Lane Jr., Marlin, TB, 2011, 12, 13, 14,
 Daytona Beach, Fla.
 Lanier, Izauea, DB, 2011, Gordo, Ala.
 Lanter, Bill, C, 1956, 57, Oak Ridge
 LaSorsa, Mike, LE, 1958, 59, 60 (Capt.),
 Hudson Falls, N.Y.
 Larkins, Corey, TB, 2001, 02, 03, 04,
 Opelika, Ala.
 Lassiter, Robert, WR, 1970, 72,
 73, Bethpage
 Latham, F.S. Jr., LE, 1909, 10
 Lathers, Herman, LB, 2009, 10, 12,
 Baton Rouge, La.
 Lathrop, Herbert A., LT, 1891
 Lauricella, Hank, TB, 1949, 50, 51,
 New Orleans, La.
 Lavin, Robert, HB, 1924, Knoxville
 Law, Allen 1944
 Lawder, Rynd, Jr., RE, 1893

Layman, Jason, OT, 1992, 93, 94, 95
 (Capt.), Sevierville
 Leach, J. Walker, LHB, 1905, 06, 07,
 08 (Capt.)
 Leach, Sonny, E, 1970, 71, 72, Raleigh,
 N.C.
 Leachman, Lamar, C, 1952, 53, 55,
 Cartersville, Ga.
 Leak, C.J., QB, 2002, 03, 04, Charlotte,
 N.C.
 Leake, David, QB, 1963, 64, 65,
 Memphis
 Leake, Don, LE, 1958, 59, 60, Memphis
 Leaverton, David, P, 1998, 99, 00,
 (Capt.) Midland, Texas
 Ledford, Dennis Marshall, T, 1941,
 Knoxville
 Lee, Alan, OG, 1974, Oak Ridge
 Leffler, Willie T., G, 1936, 37
 Lenoir, Patrick, OT, 1988, 89, 90, 91,
 Germantown
 Letner, Cotton, RE, 1958, 59, 60, Ten
 Mile
 Levine, Mark, RB, 1995, 96, 97, Dallas,
 Texas
 Levine, Sam, G, 1936, 37
 Lewis, Jamal, RB, 1997, 98, 99, Atlanta,
 Ga.
 Lewis, LaTroy, DL, 2013, 14, Akron, Ohio
 Lewis, Roderick, DB, 1990, 91, Mobile,
 Ala.
 Ligon, David, OG, 2004, 05, 06,
 Germantown
 Lincoln, Daniel, PK, 2007, 08, 09, 10,
 Ocala, Fla.
 Lincoln, Jeremy, DB, 1987, 88, 90, 91,
 Toledo, Ohio
 Lindsay, Charles, T, 1919, 21, Knoxville
 Lindsay, Robert M. (Rus), FB, 1911, 12,
 13, 14
 Linebarier, Chip, DB, 1976, 77, 78,
 Memphis
 Lippe, William T., B, 1934, 35
 Lipscomb, Paul, T, 1942, Centralia, Ill.
 Lis, Stan, QB, 1952, Philadelphia, Pa.
 Little, Joseph P. (Joe), C, 1936, 37, 38,
 Sparta
 Little, Leonard, DE/LB, 1995, 96, 97
 (Capt.), Asheville, N.C.
 Littleford, Hal, TB, 1947, 48, 49 (Capt.),
 Bristol
 Lloyd, DeAngelo, DE, 1997, 98, 99, 00,
 Charlotte, N.C.
 Lloyd, Owen C., E, 1941, 42,
 Montgomery, W.Va.
 Locke, Eric, WR, 2000, Murfreesboro
 Lockett, W.E., Sub., 1911
 Logan, J.G., QB, 1899, 1900, Knoxville
 Logan, Kim, OLB, 1975, 76, 77,
 Birmingham, Ala.
 Logan, Nicholas E., LE, 1893
 Long, R.A., BB, 1942, 45, 46, Trenton
 Longmire, Charlie, WR, 1990,
 Andersonville
 Longmire, Wayne, LT, 1900, 01
 Lothrop, D. B., RHB, 1915
 Lott, Andre, DB, 1998, 99, 00, 01
 (Capt.), Memphis
 Loucks, J. C., QB, 1906, 07, 08
 Loudermilk, Robert, PK, 1999, Memphis
 Love, Emmon, WR, 1971, 72, 73, Oak
 Ridge
 Lovingood, Frank, T, 1934
 Lowe, Andy, HB, 1916, 21
 Lowe, J.G., E, 1922, 23, 24 (Capt.) 25
 (Capt.), Fountain City
 Lowe, Jim, OT, 1963, 65, South Fulton,
 Ky.
 Lowe, Theodore, LT, 1927, Fountain City

Lowe, W.O. (Chink), RT, 1914, 15, 16, 19
 (Capt.), Knoxville
 Lowe, Wes, DB, 1989, Nashville
 Lucci, Mike, C, 1960, 61 (Capt.),
 Ambridge, Pa.
 Luck, James K., FB, 1915, 16
 Lukowski, Joe, LG, 1957, 58, 59,
 Riverhead, N.Y.
 Lund, Bob, WB, 1945, 46, 47, 48,
 Knoxville
 Luttrell, Bill, T, 1938, 39, 40, Knoxville
 Lyman, Elbert J., RE, 1896, 1900
 Lynch, Brian 1997, P, (Service),
 Nashville
 Lynn, Alan, C, 1979, McMinnville
 Lyons, Vernon, G, 1950, 51, Norfolk, Va.

M

Madden, L.J., Sub., 1911
 Maggitt, Curt, LB, 2011, 12, 14, West
 Palm Beach, Fla.
 Mahelona, Jesse, DT, 2004, 05 (Capt.),
 Kailua-Kona, Hawaii
 Mainous, Beau, DB, 1987, 88,
 Germantown
 Maiure, Joe, LHB, 1950, 51, 52, New
 Kensington, Pa.
 Major, Mark, FB, 1944, 45, 46, 47,
 Knoxville
 Majors, Bill, TB, 1958, 59, 60, Sewanee
 Majors, Bobby, DB, 1969, 70, 71,
 Sewanee
 Majors, John, TB, 1954, 55, 56, Huntland
 Malone, Josh WR, 2014, Gallatin, Tenn.
 Malone, Robert, WR, 1976, 78,
 Huntsville, Ala.
 Maloney, Frank, FB, 1896, 97
 Mankin, Carr, LG, 1892
 Manning, John, B, 1944, 45,
 Elizabethton
 Manning, Peyton, QB, 1994, 95, 96, 97
 (Capt.), New Orleans, La.
 Maples, Talmadge R. (Sheriff), C, 1931,
 32, 33 (Capt.), Knoxville
 Mapu, J.T., DT, 2002, 03, 06, 07,
 Kahuku, Hawaii
 Marfield, George R., LE, 1892
 Marino, Rick, LB, 1966, 67, 68, Memphis
 Mark, Alton S., E, 1931, 32, 33, Easton,
 Pa.
 Markkloff, Dave, RHB, 1949, Philadelphia,
 Pa.
 Marquart, Cliff, LT, 1959, 60, 61,
 Louisville, Ky.
 Marren, Bill, OG, 1977, 78, 79, 80,
 Saddle Brook, N.J.
 Marsh, Steven, DB, 1999, 00, 01, 02,
 Wingate, N.C.
 Martin, Ben, DE, 2007, 08, 09, 11
 (Capt.), Cincinnati, Ohio
 Martin, Bill, DS, 2005 (Service),
 Goodlettsville
 Martin, Craig, C, 1990, 91, Newport
 Martin, Danny, DB, 1979,
 80, McMinnville
 Martin, David, WR, 1997, 98, 99, 00,
 Norfolk, Va.
 Martin, Fred, E, 1963, 64, Hagerstown,
 Md.
 Martin, Ray, RHB, 1951, 52, Danville, Va.
 Martin, Tee, QB, 1996, 97, 98, 99
 (Capt.), Mobile, Ala.
 Marvin, Mickey, OG, 1973, 74, 75, 76,
 Hendersonville, N.C.
 Massey, R.H., RHB, 1910
 Mathews, Joey, QB, 1999, 00, 01,
 Sevierville
 Mathis, Andre, LB, 2006, 08, Erie, Pa.



- Matthews, John, OT, 1981, 82, 83, Memphis
- Mattox, Bruce, LG, 1961, 62, Bassett, Va.
- Mauck, Mike, DB, 1974, 75, 76, Radford, Va.
- Mauriello, Bob, TB, 1966, Whittier, Calif.
- Maxwell, Jim, QB, 1970, 71, Nashville
- May, W.E. (Bill), QB, 1913, 14, 15
- Mayer, Eugene S., C, 1930, 31 (Capt.), Chattanooga
- Mayes, J.C., HB, 1908, Farmington
- Mayes, Vin, G, 1966 (Service), Stamford, Conn.
- Mayo, Bill, OG, 1981, 82, 83, 84, Dalton, Ga.
- Mayo, Jerod, LB, 2005, 06, 07, Hampton, Va.
- Mayock, Dick, T, 1952, Philadelphia, Pa.
- Mays, Kevin, OG, 1991, 92, 93, 94 (Capt.), Kingston
- McAdams, Johnny, DT, 1981, 84, Lexington
- McAllester, Sam J., FB, 1903, 04, Chattanooga
- McAllister, W.L., QB, 1909
- McArthur, Dave E., T, 1925, 26, 27
- McBrayer, Brett, TE, 1987, 88, Maryville
- McBride, Junior, WR, 1981, Zanesville, Ohio
- McBride, Turk, DE, 2003, 04, 05, 06 (Capt.), Camden, N.J.
- McCabe, Willis, QB, 1919, Memphis
- McCallum, Chip, KS, 1988, 89, Marietta, Ga.
- McCarren, William, HB, 1936, 37, 38
- McCartney, Ronnie, DE, 1973, 74, 75 (Capt.), Charleston, W.Va.
- McClain, Hubert, WB, 1961, Waynesboro
- McClain, Lester, WB, 1968, 69, 70, Nashville
- McClendon, Jacques, OG, 2006, 07, 08, 09, Cleveland
- McClennon, John, RB, 1982, Cookeville
- McCleskey, J.J., WR, 1989, 90, 91, 92, (Capt.), Knoxville
- McClung, C.J. (Mgr.) 1904
- McClure, Victor, TE, 2002, 03, 04, Hixson
- McClure, W.K. (Bill), RE, 1912, 13, 15
- McCollum, Clarence H., FB, 1907, 08
- McConnell, E.M., Sub., 1900
- McCord, Darris, T, 1952, 53, 54 (Capt.), Franklin
- McCoy, Rico, LB, 2006, 07, 08, 09, Washington D.C.
- McCroskey, Clemmons, RB, 1989, 90, Shelbyville
- McCroskey, Frank, G, 1952, 53, Sevierville
- McCullers, Daniel, DL, 2012, 13, Raleigh, N.C.
- McCullough, Andy, WR, 1994, 95, 96, 97, Dayton, Ohio
- McDaniel, Terry, DB, 1984, 85, 86, 87, Saginaw, Mich.
- McDaniel, Tony, DT, 2003, 04, 05, Columbia, S.C.
- McDaniel, Victor, DB, 1983, Griffin, Ga.
- McDonald, Jim, DE, 1966, 67, 68, Knoxville
- McDougal, Ed, QB, 1974 (Service), Coral Gables, Fla.
- McDowell, Cortez, DB, 2014, Locust Grove, Ga.
- McEver, Gene, HB, 1928, 29, 31, Bristol, Va.
- McFadden, Bud, G, 1955, Philadelphia, Pa.
- McGee, Tim, WR, 1983, 84, 85 (Capt.), Cleveland, Ohio
- McGeehan, Chick, E, 1968, Eddystone, Pa.
- McGlothlin, Bill, LB, 1970, 71, 72, Portland
- McGlothlin, Matt, DT, 2003, 05, 06, Richlands, Va.
- McGuire, Kennard, WR, 1986, 87, Memphis
- McGruder, Lynn, DT, 2000, Las Vegas, Nev.
- McGuire, R.L., RG, 1910, 11, 12, Norton, N.C.
- McKeen, E. Allyn, E, 1925, 26, 27, Memphis
- McKelvy, Jerry, G, 1965, Camden
- McKenzie, Nevin, LB, 2007, 08, San Antonio, Tex.
- McKenzie, Raleigh, C, 1982, 83, 84, Knoxville
- McKenzie, Reggie, OLB, 1981, 82, 83, 84, Knoxville
- McKinney, Roger, DB, 1970, Tampa, Fla.
- McLean, Evan A., C, 1912, 13, 14, 15 (Capt.), Knoxville
- McLeary, Don, TB, 1968, 69, 70, Jackson
- McMaken, Troy, WR, 1999 (Service), Antioch
- McMeans, Neal, DE, 1966, 67, 68, Gate City, Va.
- McMichael, Jeff, LB, 1981, 82, Knoxville
- McNamara, Jim, OG, 1966, Dayton, Ohio
- McNeil, Josh, C, 2006, 07, 08, 09 (Service), Collins, Miss.
- McNeil, LaDarrell, DB, 2012, 13, 14, Dallas, Texas
- McPherson, C.L., E, 1932, Knoxville
- McQuady, Claude, G, 1945, Louisville, Ky.
- McRae, Charles, OT, 1987, 88, 89, 90, Clinton
- McRee, Kenny, G, 1945, Milan
- McSpadden Malcolm, B, 1914
- McWilliams, John, T, 1954, Philadelphia, Pa.
- Meachem, Robert, WR, 2004, 05, 06, Tulsa, Okla.
- Medley, Aaron, PK, 2014, Lewisburg, Tenn.
- Meek, Bill, QB, 1940, 41, 42, Birmingham, Ala.
- Melas, Alex 1966, MG, (Service), New York, N.Y.
- Melton, Gary, OT, 1966, 67, Maryville
- Meneses, Oscar B, 1944, Yeardon, Pa.
- Merritt, J.B., E, 1968, (Service), Greenville, S.C.,
- Meseroll, Norman, RT, 1946, 47, 48, 49, New Brunswick, N.J.
- Messimer, Jesse, ILB, 1984, Graysville
- Meyer, Charles, QB, 1951, Cincinnati, Ohio
- Michels, John, G, 1950, 51, 52, Philadelphia, Pa.
- Middlebrooks, Nate, TE, 1986, 87, 88 (Capt.), Chattanooga
- Middleton, Albert, B, 1932, New Britain, Conn.
- Milam, Kevin, TB, 1970, Memphis
- Milchin, Jerry, C, 1961, 62, 63, Bluefield, W.Va.
- Miles, Adam, DS, 2002, 03, 04, 05, Hendersonville
- Miles, Willie, DB, 1998, 99, 00, 02, Ft. Worth, Texas
- Miley, Floyd, DB, 1988, 89, 90, 91, Fort Lauderdale, Fla.
- Miller, Anthony, WR, 1986, 87, Pasadena, Calif.
- Miller, Ben, C, 1944, 45, Chattanooga
- Miller, Bubba, C, 1992, 93, 94, 95 (Capt.), Franklin
- Miller, Corey, DE, 2010, 11, 12, 13, Wellford, S.C.
- Miller, Darrin, ILB, 1984, 85, 86, 87, Flemington, N.J.
- Miller, Jaylen, DL, 2014, Gaffney, S.C.
- Miller, Jim, RB, 1983, 84, 85, 86, Nashville
- Miller, Michael, WR, 1980, 81, 82, Flint, Mich.
- Mills, Joe, OG, 1973, 74, Greenville, S.C.
- Mills, Johnny, E, 1964, 65, 66, Elizabethton
- Milner, Orvis, BB/QB, 1946, 47, Knoxville
- Milton, Matt, WR, 2011, Mascoutah, Ill.
- Mims, Chris, DE, 1990, 91, Los Angeles, Calif.
- Miner, Jim, RE, 1947, 48, 49, Mentor, Ohio
- Mitchell, Charles T., BB, 1941, 42, 43, St. Albans, W.Va.
- Mitchell, Cleon, RB, 1993, Lauderdale Lakes, Fla.
- Mitchell, D.K., C, 1931, Knoxville
- Mitchell, Jason, LB, 2002, 03, 04, 05, Abbeville, La.
- Mitchell, Marvin, LB, 2002, 03, 05, 06 (Capt.), Norfolk, Va.
- Mitchell, Stan, FB, 1963, 64, 65, Sparta
- Mitchell, Steve, DE, 1971, 72, 73, Sparta
- Mitchell, Xavier, DE, 2004, 05, 06, 07, Long Beach, Miss.
- Mitchell-Thornton, Nigel, LB, 2009, 10, 11, Stone Mountain, Ga.
- Mixon, Dimarya, DL, 2014, Compton, Calif.
- Mixon, Manley, DE, 1968, 69, 70, Nashville
- Moeller, Gene, LB, 1951, 52, Davenport, Iowa
- Moseley, Emmanuel, DB, 2014, Greensboro, N.C.
- Mohrman, Mike, DT, 1972, 73, 74, Boise, Idaho
- Molaskey, Ron, G, 1965, Sharon, Pa.
- Molck, Ricky, OT, 1971, 72, Memphis
- Molinski, Ed, G, 1938, 39, 40, Massillon, Ohio
- Mondelli, Jim, MM, 1967, 68, Nashville
- Mooers, Charles A., FB, 1891
- Moon, David, OT, 1984, Meridianville, Ala.
- Moore, Byron, DB, 2011, 12, 13, Carson, Calif.
- Moore, Charles C. Jr., RG, 1891, 92 (Capt.)
- Moore, Denarius, WR, 2007, 08, 09, 10, Tatum, Tex.
- Moore, Dustin, TE, 1995, 96, Greeneville
- Moore, Eddie, LB, 1999, 00, 01, 02 (Capt.), South Pittsburg
- Moore, Gary, RB, 1977, 78, 79, Decatur
- Moore, Jeff, WR, 1975, 76, 77, 78, Memphis
- Moore, Mark, DT, 1988, 89, Charleston, W.Va.
- Moore, Owen Bud, HB, 1926
- Moore, Rashad, DT, 1999, 00, 01, 02, Huntsville, Ala.
- Moore, Terry, RB, 1972, 73, 74, 75, Clinton
- Moore, Vincent, WR, 1987, 89, 90, Memphis
- Moran, Charley B., HB, 1897
- Morel, Bobby, MG, 1964, 65, 66, College Grove
- Morgan, Anthony, WR, 1988, 89, 90, Cleveland, Ohio

Morgan, Ed, RHB, 1950, 51, 52, Hendersonville, N.C.
 Morgan, Stanley, WB, 1973, 74, 75, 76, Easley, S.C.
 Morley, Demetrice, DB, 2005, 06, 08, Miami, Fla.
 Morris, B.Y., C, 1922, 23, Cedar Hill
 Morris, Horace, DE, 1991, 92, 93 (Capt.), Miami, Fla.
 Morris, Randall, RB, 1980, 81, 82, 83, Long Beach, Calif.
 Morris, W.W., RT, 1915, 16
 Morrow, Russ, C, 1944, 45, St. Louis, Mo.
 Morton, Bobby, TB, 1962, 63, Murfreesboro
 Morton, Robert, DE, 1975, Richmond, Ky.
 Moses, Fred J., B, 1933, 34, 35, Knoxville
 Moss, Ray, C, 1956, 57, 58, Chattanooga
 Mugleston, Steve, LB, 2003, (Service), Knoxville
 Mulloy, Richard, E, 1939, 40, 41, Louisville, Ky.
 Munoz, Michael, OT, 2000, 02, 03 (Capt.), 04 (Capt.), Mason, Ohio
 Munro, Colin, T, 1951, 53, Aurora, Ill.
 Murdic, Jon, DB, 1972, 73, 74, Franklin
 Murphy, David, HB, 1966, 67, Columbia
 Murphy, John, TE, 1975, 76, 77, Jackson
 Murrell, W.J., RG, 1911
 Murrell, William, G, 1936
 Murriel, Martin, DB, 1977, 78, Knoxville
 Mutter, Mitch, C, 1967, Johnson City
 Myers, Andy, G, 1950, 51, 52, Knoxville
 Myers, James A. (Jim), G, 1941, 42, 46, Madison, W.Va.
 Myers, Jason 1997, DS, (Service), Huntingdon
 Myers-White, Adam, LB, 2005, 06, 07, 08, Hamilton, Ohio
 Myles, Jr., Darren, DB, 2009, Atlanta, Ga.
 Myslinski, Tom, OG, 1988, 89, 90, 91, Rome, N.Y.

N

Nails, Brett, WR, 1985 (Service), Bolivar
 Nash, Marcus, WR, 1994, 95, 96, 97, Tulsa, Okla.
 Naumoff, Paul, LB, 1964, 65, 66 (Capt.), Columbus, Ohio
 Neal, G.F., Sub., 1896
 Neal, Karilton, DE, 2001, 02, 03, 04, Chicago, Ill.
 Neal, Rajion, TB, 2010, 11, 12, 13, Fayetteville, Ga.
 Needham, Kenneth L. (Shorty), G, 1933, 34, 35, Knoxville
 Neff, Herbert Artie, HB, 1922, 23, 24, 25, South Pittsburg
 Nelson, Lance, LB, 1990, Wichita, Kans.
 Nelson, Ralph, OG, 1993, Kingsport
 Nelson, Tony, DB, 1986, 87, 88, Knoxville
 Nettles, Ray, LB, 1969, 70, 71, Jacksonville, Fla.
 Newman, Fred, FB, 1939, 40, Knoxville
 Newman, Philip, K, PK, 2002, 03, (Service), Marietta, Ga.
 Newman, W.M., FB/LG, 1896, 99, 1900 (Capt.), Knoxville
 Newsome, Scott, DS, 2002, 03, 04, Jacksonville, Fla.
 Neyland, Bob Jr., RHB, 1952, 53, Knoxville
 Nichols, Jack, FB, 1960, 61, Loudon
 Nicholson, Jacob H. (Jake), E, 1920, 21, Chattanooga
 Nickla, Ed, E, 1951, 52, Long Island, N.Y.
 Nicklin, Strang, HB, 1896 (Capt.) 97
 Noe, Richie, LB, 1992, Lake City

Noel, Henry W., G, 1940, 41, Greeneville
 Noel, Tori, DB, 1993, 95, 96, 97, Memphis
 Noonan, Jim, MG, 1976, 77, 78, 80 (Capt.), Dyersburg
 North, Lee, C, 1978, 79, 80, 81 (Capt.), Tucker, Ga.
 North, Marquez, WR, 2013, 14, Charlotte, N.C.
 Nowling, William E., FB, 1940, 41, 42, St. Petersburg, Fla.



O'Brien, Danny, DL, 2013, 14, Flint, Mich.
 Ofenheule, Will, OT, 1999, 00, 01, 02 (Capt.), Martin
 Oku, David, RB, 2009, 10 Midwest City, Okla.
 Olasimbo, Roy, TB, 2007 (Service), Riverdale, Ga.
 Oldham, Donnie, LB, 1977, Castalian Springs
 Oleksiak, Pat, TB, 1952, 54, Hempstead, N.Y.
 Olmstead, H.S., RT, 1899
 Olszewski, Jeff, QB, 1979, 80, 81, Parma, Ohio
 O'Neal, Art, C, 1963, Alexandria, Va.
 O'Neal, Kenny, WR, 2007, San Ramon, Calif.
 Orr, Bunny, FB, 1959, 60, 61, Bolivar
 Orta, Geraldo, DB, 2012, 13, 14, Valdosta, Ga.
 Overby, Beasley, HB, 1920
 Overholt, Bobby, LE, 1957, Knoxville
 Overstreet, Will, DE, 1998, 99, 00, 01 (Capt.), Jackson, Miss.
 Overton, Mike, C, 1973, 74, 75, 76, Commerce, Ga.
 Owens, O.J., DB, 2001, 03, New London, N.C.

P

Pafford, R.W., LG, 1904, 05, Mt. Juliet
 Page, David, DT, 1973, 74, 75, Franklin
 Paidousis, Mike, T, 1944, 45, 46, Steubenville, Ohio
 Pair, Marques, OL, 2013, 14, Sumter, S.C.
 Palardy, Michael, P/PK, 2010, 11, 12, 13, Coral Springs, Fla.
 Palmer, Edwin C., B, 1933, 34, 35 (Capt.), Shelbyville
 Panuska, Pete, RB, 1984, 85, 86, Brick, N.J.
 Parker, Anthony, OG, 2005, 06, 07, 08, Jonesboro, Ga.
 Parker, Eric, WR, 1998, 99, 00, 01, Shorewood, Ill.
 Parker, Jason, DB, 1992, 93, 94, 96, Garland, Texas
 Parker, S.Y., FB, 1903, 04, 05
 Parman, D.C. 1910, Franklin
 Parrish, Doug, DB, 1979, 80, 81, 82, Americus, Ga.
 Parrish, Jarod, DB, 2003, 04, 06, 07, Summerville, Ga.
 Parsons, David, DB, 1974, 75, 76, Murfreesboro
 Partin, Maxwell R., WB, 1941, 45, 46, Jacksonville, Fla.
 Patterson, Bobby, TB, 1967, 69, Nashville
 Patterson, Cordarrelle, WR/KR, 2012, Rock Hill, S.C.
 Patterson, Don, RG, 1958, 59, 60, Ringgold, Ga.
 Patterson, Jack, FB, 1963, 64, 65, Nashville
 Patterson, Ryan, DT, 1990, 92, 93, Jenks, Okla.
 Paty, John M., TB, 1962, 63, 64, Knoxville
 Paty, John W., B, 1934, 35
 Payne, D'Andre, DB, 2014, Washington, D.C.
 Payne, Harold (Herky), TB, 1949, 50, 51, Pensacola, Fla.
 Peace, Robert, LB, 2000, 01, 02, 03, Ruston, La.
 Pearce, Lanny, TB, 1968, Stone Mountain, Ga.
 Pearman, Bill, T, 1947, 49, 50, 51, Charlotte, N.C.
 Pearson, Von, WR, 2014, Newport News, Va.
 Pedersen, Arnold, LG, 1962, 63, Bridgeport, Conn.
 Peebles, Antron, TE, 1996, 97, 98, Murfreesboro
 Peel, Ike, HB, 1939, 40, 41, Dyersburg
 Peery, Arnall, RHB, 1906, 07, 08, 09, Spring Hill
 Penland, J.D., RG, 1910
 Peoples, Carlton, DB, 1979, 80, 81, 82, Memphis
 Peppers, Victor, DB, 1984, 85, 86, 87, Albany, N.Y.
 Perkins, Marion, FB, 1936, 37
 Perry, Robbin, OT, 1987, Brentwood
 Persinger, Tim, T, 1969, Johnson City
 Peterman, Nathan, QB, 2013, 14, Fruit Cove, Fla.
 Peterson, Trey, OG, 1993, 94, 95, New Smyrna Beach, Fla.
 Petrella, Bob, DB, 1963, 64, 65, Philadelphia, Pa.
 Petrucci, Leo, QB, 1932, 33, Smithport, Pa.
 Pfeiffer, Scott, TE, 1993, 94, 95, St. Louis, Mo.
 Phillips, Ed, G, 1963, Tellico Plains
 Phillips, Frederick H., Sub., 1893
 Phillips, Greg, OG, 1975, 76, Huntsville, Ala.
 Phillips, Jimmie R., HB, 1920, 22, South Pittsburg
 Phillips, Marvin, RE, 1958, 59, 60, Union City
 Phillips, Mose, RB, 1991, 92, 93, 94, Nashville
 Phillips, Vernon, RB, 1980, Fort Pierce, Fla.
 Pick, Jack M., C, 1934, 35
 Pickens, Carl, WR, 1989, 90, 91, Murphy, N.C.
 Pickens, Richard, FB, 1966, 67, 68, Knoxville
 Pickett, Justus, RB, 2014, Charlotte, N.C.
 Pickle, Joe, LB, 1983 (Service), Knoxville
 Pierce, Phil, QB, 1969, 70, 71, Athens
 Pierce, W.W., Sub., 1899
 Pike, Patrick (Buddy), E, 1944, 45, 46, North Fork, W.Va.
 Pillow, Ronnie, LB, 1994, 95, 96, Columbia
 Pinner, Sam, C, 1996, 97, Memphis
 Plemons, Josh, QB, 2000, Kingston
 Poe, Jon, LB, 2003, 04, 05, Covington
 Poe, Matt 1994, DB, (Service), Nashville
 Poles, Roland, RB, 1987, 88, 89, 90, Caledonia, N.Y.
 Poley, David, DE, 1973, 74, Memphis
 Polofsky, Gordon, FB, 1949, 50, 51, Cranston, R.I.
 Poole, Robert, OT, 1994, 95, 96, 97, Birmingham, Ala.
 Poole, Steve, LB, 1973, 74, 75, Ft. Oglethorpe, Ga.
 Poole, Tauren, TB, 2008, 09, 10 (Capt.), 11 (Capt.), Toccoa, Ga.
 Pope, Cody, C, 2010, Julian, Calif.
 Pope, Jackie, TB, 1960, Oak Ridge
 Porter, James W., E, 1934, 36

Porter, Steve, C, 1976, 77, 78, Murray, Ky.
 Potts, Tommy, RE, 1956, 57, 58, Wellston, Ohio
 Ponders, Louis E., E, 1932, 33, 34, Memphis
 Powe, Roc, RB, 1991, Mobile, Ala.
 Powell, Don, HB, 1923, Memphis
 Powell, Jeff, RB, 1985, Nashville
 Powell, Jim, LE, 1942, 46, 47, 48 (Capt.), Miami, Fla.
 Powell, John, G, 1951, 52, 53, Mt. Pleasant
 Powers, Eddy, DB, 1975, 76, 77, Clarksville
 Powers, Rick, LB, 1976, 77, Homewood, Ala.
 Powers, William K., HB, 1919
 Pratt, Troy, DB, 1996, Lafayette, La.
 Price, Jason, QB/H, 1995, 96, Knoxville
 Price, Mike, WB, 1966, 67, 68 (Service), Knoxville
 Price, Peerless, WR, 1995, 96, 97, 98, Dayton, Ohio
 Price, Royal, G, 1942, 46, 47, Johnstown, Pa.
 Priest, Tim, DB, 1968, 69, 70 (Capt.), Huntingdon
 Priest, Tom, FB, 1953, 55, Miami, Fla.
 Prigmore, Quincy, RB, 1992, 93, 94, 95, Cleveland
 Pritchard, Ken, LE, 1962, 63, Charleston, Miss.
 Proctor, E.B., C, 1904, 05, 06 (Capt.)
 Proctor, J.B., TB, 1946, 47, 48, Nashville
 Propst, John, LB, 2010, 11, 12, 13, Hoover, Ala.
 Pruett, Kenneth, FB, 1949, 50, Knoxville
 Prugh, Chuck, C, 2004, Maryville
 Pryor, Wesley, WR, 1983, 85, 86, DeSoto, Texas
 Puki, Craig, LB, 1975, 76, 78, 79 (Capt.), Seattle, Wash.
 Pulliam, Robert, DT, 1972, 73, 74, Salisbury, N.C.

Q
 Quillen, Ford, BB, 1958, Gate City, Va.

R
 Rabenstein, Russ, DB, 1973, 74, 75, Atlanta, Ga.
 Rader, Charles, T, 1954, 55, 56, Greenville
 Ragsdale, T. M., RG, 1905, 06
 Raines, Stephau, DB, 2009, Dalton, Ga.
 Rainey, Horace (Red), HB, 1913, 14
 Rakestraw, Wes, ILB, 1985, Cleveland
 Rameur, Chris, LB, 1997, 98, Maiden, N.C.
 Ramsey, R.W., FB, 1909
 Randolph, Brian, DB, 2011, 12, 13, 14, Kennesaw, Ga.
 Ransley, Allen C., C, 1936, 37, Gallatin
 Ransom, Lester, DB, 2005 (Service), Oakland, Calif.
 Rapien, Mike, TE, 1988, 89, 90, Cincinnati, Ohio
 Ratliff, Billy, DT, 1996, 97, 98, 99 (Capt.), Magnolia, Miss.
 Ratliffe, Leslie, OT, 1992, 93, 94, Newport, Ark.
 Raulston, C.S., QB, 1909
 Rayburn, Virgil H., E, 1930, 31, 32, Dyersburg
 Reado, Jarvis, OT, 1995, 97, 98, Marrero, La.
 Reagan, Seth, H, 2000, 01, 02, Knoxville
 Rechichar, Bert, WB, 1949, 50, 51 (capt.), Belle Vernon, Pa.
 Redding, Jack, 1944, Pulaski
 Reed, C.H., LT, 1892
 Reed, Justin, TE, 2003, 04, 05, Punta Gorda, Fla.

Reeder, Claude S., Sub., 1906
 Reeves, Von, TE, 1988, 89, 90, 91, Knoxville
 Reeves-Maybin, Jalen, LB, 2013, 14, Clarksville
 Reagan, Dick, T, 1944
 Register, Arch, T, 1921
 Reich, Phil, PK, 1987, Fort Lauderdale, Fla.
 Reid, Junior, RB, 1977, 78, 80, Humboldt
 Reineke, Charles W., QB, 1928, 29, 30, Wheeling, W.Va.
 Respert, Jason, C/OG, 2000, 02, 03, 04 (Capt.), Warner Robins, Ga.
 Revez, Carlos, PK, 1985, 86, Miami, Fla.
 Revez, Fuad, PK, 1981, 82, 83, 84, Miami, Fla.
 Revez, Nick, LB, 2007, 08, 09 (Capt.), 10 (Capt.), Farragut
 Revez, Shane, LB, 2009, 11, Farragut
 Reviere, Dee, LB, 1976, 77, 78, Greenville
 Revill, William, FB, 2002, 03, Albany, Ga.
 Reys, Orlando, DT, 1986, Miami, Fla.
 Reynolds, Antonio, DE, 2004, 05, 06, 07, Akron, Ohio
 Reynolds, Art, LB, 1971, 72, 73, Cincinnati, Ohio
 Reynolds, Jack, LB, 1967, 68, 69, Cincinnati, Ohio
 Reynolds, Mike, G, 1964, Athens
 Rhea, Charles McClung, LE, 1891
 Rhome, Chip, PK/P, 2011, Christiana
 Rice, Alvin, E, 1937
 Rice, Charles P., HB, 1925, 26
 Rice, E.B., LE, 1909, Knoxville
 Rice, J.C., RG, 1897
 Richard, Vladimir, OG, 2007, 08, 09, Sunrise, Fla.
 Richards, Larry, RG, 1960, 61, 62, Oak Ridge
 Richards, Willie, LB, 1992, Griffin, Ga.
 Richardson, Antonio, OL, 2011, 12, 13, Nashville
 Richardson, Jim, TE, 1973, 74, Jackson
 Richardson, W. A. T, 1903, 04
 Ridley, Reggie, OT, 2001 (Service), Nashville
 Riffer, Eric, LB, 1990, 91, Oklahoma City, Okla.
 Riggs, Jr., Gerald, TB, 2002, 03, 04, 05, Chattanooga
 Rike, Jim, C, 1938, 39, Somerville
 Riley, Spencer, OG, 1996, 97, 98, 99 (Capt.), New Market
 Ring, J.J., RT, 1906, 09, Franklin
 Ring, N.S. (Ned), LG, 1915, 16
 Ritchey, Jim, T, 1954, Rossville, Ga.
 Ritzmann, Constantin, DE, 1999, 00, 01, 03 (Capt.), Berlin, Germany
 Rivera, Mychal, TE, 2010, 11, 12, Valencia, Calif.
 Roach, Gary, QB, 1975, Raytown, Mo.
 Roberts, Louis T., C, 1928, 29, 30, Fulton, Ky.
 Robertson, Jashon, OL, 2014, Nashville, Tenn.
 Robertson, Sam, LB, 1963, 64, 65, Chattanooga
 Robinson, Antonio, DE, 1993, Memphis
 Robinson, Charles, E, 1956, Etowah
 Robinson, Diron, C, 1995, 96, 97, 98, Oklahoma City, Okla.
 Robinson, Edwin G., LT, 1893
 Robinson, Fred, HB, 1923, 24, Evensville
 Robinson, Harvey L., QB, 1931, 32, Weaverville, N.C.
 Robinson, Ray, C, 1985, 86, 87, 88, Woodbury
 Robinson, Steve, OT, 1968, 69, 70, Franklin

Robinson, Tom, G/C, 1923, 24, 25, Nashville
 Robinson, Tony, QB, 1983, 84, 85, Tallahassee, Fla.
 Robinson, Tyrone, OLB, 1985, 86, Bridgeport, Ala.
 Robison, Charles W., G, 1916, 19, 20, Franklin
 Rodgers, Kacy, DE, 1988, 89, 90, 91, Humboldt
 Roe, Joe, J, C, 1957, Franklin, Ky.
 Rogan, C.B., RG, 1896, 97
 Rogan, Dennis, DB, 2007, 08, 09, Knoxville
 Rogers, Austin, WR, 2005, 07, 08, 09 (Service), Nashville
 Rogers, DaRick, WR, 2010, 11, Calhoun, Ga.
 Rogers, E.N., RE, 1908, 09
 Rogers, Zach, WR, 2009, 10, 11, 12, Nashville
 Rollins, John, RB, 1987, 88, Knoxville
 Romine, Dave, G, 1940, Beckley, W.Va.
 Rose, Roy Eugene, E, 1933, 34, 35, Sharonville, Ohio
 Rosenfelder, Charles, OG, 1966, 67, 68, Humboldt
 Ross, G.W., Sub., 1897
 Rotella, Al, T, 1942, 46, 47, Patterson, N.J.
 Rotella, Jamie, LB, 1970, 71, 72 (Capt.), Verona, N.J.
 Rotroff, Roger, E, 1951, 52, 53, Glendale, Ohio
 Rowan, Billy Joe, WB, 1946, 47, Huntsville, Ala.
 Rowe, Gary, DB, 1974, 75, 76, Valdosta, Ga.
 Rowsey, Thomas, DB, 1975, 76, 77, Camden
 Rubin, W.P., Sub., 1911
 Rudder, Bill, FB, 1971, 72, 73, Winchester
 Rudder, David, QB, 1978, 79, Knoxville
 Rumsey, Tim, C, 1979, 80, 81, 82, Jamestown, N.C.
 Rushin, Don, BB, 1954, Fort Wayne, Ind.
 Russas, Al, RE, 1946, 47, 48, Providence, R.I.
 Russell, Don, G, 1919
 Ruth, Rodney, WR, 1992, Severn, Md.
 Ryan, Pat, QB, 1977, Oklahoma City, Okla.

S
 Sabato, Al, QB, 1942, Cincinnati, Ohio
 Sadler, Ken, RB, 1958, 59, Livingston
 Saint Preux, Ovince, DE, 2002, 04, Immokalee, Fla.
 Sanders, Austin, OL, 2014, Cleveland, Tenn.
 Sanders, Jesse, LB, 1992, 93, 94, 95, Sebring, Fla.
 Sanders, Randy, QB, 1985, 86, 87, 88, Morristown
 Sanders, William, T, 1937
 Sanderson, Dale, C, 1983, Hamilton, Ont., Canada
 Sanderson, Ken, WR, 1976, 77, 78, Knoxville
 Sandlin, Bobby, WB, 1956, 57, 58, Lake City, Fla.
 Sanford, Craig, PK, 1997 (Service), Hermitage
 Sapp, Dontavis, DB, 2010, 11, 12, 13, Valdosta, Ga.
 Sartelle, John, TE, 1993, 94, 95, 96, Memphis
 Satterfield, Larry, OT, 1972, 73, 74, Maryville
 Saulsberry, Trevarris, DL, 2013, 14, Gainesville, Fla.
 Saunders, W. Raymond, LT, 1929, 30, 31, Nashville
 Saulsberry, Trevarris, DL, 2012, Gainesville, Fla.

Saxton, N.L., QB, 1907, 08
 Scandrett, David, OLB, 1982, 83, Kennesaw, Ga.
 Schaeffer, Brent, QB, 2004, Deerfield Beach, Fla.
 Schaffer, Joe, RT, 1957, 58, 59 (Capt.), Cincinnati, Ohio
 Schenk, C.G., LE, 1900, Knoxville
 Schleiden, Roy, E., 1944
 Schneitman, Dale, P, 1978, 79 (Service), Knoxville
 Schoenle, Bill, OG, 1991, Williamsville, N.Y.
 Schofield, JerQuari, OG, 2010, Aiken, S.C.
 Scholes, Charles, C, 1954, Paris
 Schultz, Don, LG, 1958, Cheswick, Pa.
 Schwanger Ted, FB, 1952, 53, Sandusky, Ohio
 Schwartzinger, Jimmy, WB, 1940, 41, Paterson, N.J.
 Scott, Benson, H, 1997, 98, 99, Knoxville
 Scott, Bob, OG, 1953, 54, 55, Cleveland
 Scott, Bobby, QB, 1968, 69, 70, Rossville, Ga.
 Scott, Chris, OT, 2006, 07, 08, 09, Riverdale, Ga.
 Scott, Leonard, WR, 1999, 00, 01, 02, Zachary, La.
 Scott, Robby, MG, 1983, 84, 85, 86, Decatur
 Sears, Arron, OT, 2003, 04, 05, 06 (Capt.), Russellville, Ala.
 Seivers, Larry, SE, 1974, 75, 76 (Capt.), Clinton
 Sekanovich, Dan, E, 1951, 52, 53, Hazelton, Pa.
 Sells, Jack, H, 1983, 84, Cookeville
 Sentimore, Darrington, DL, 2012, Norco, La.
 Session, Steve, DB, 1991, 92, Natchez, Miss.
 Sessions, Anthony, LB, 1999, 00, Bonaire, Ga.
 Severance, Charles, WB, 1959, 60, Knoxville
 Sewell, Tim, DB, 1995, 96, 97, 98, Columbia
 Sexton, Scott, WR, 1994 (Service), Knoxville
 Shafer, Bo, LT, 1956, 57, 58, Knoxville
 Shaffer, David, OT, 1971, 72, 73, Oak Ridge
 Shannon, H.I., C, 1908, 09, Tampa, Fla.
 Sharp, Brad, FB, 2003 (Service), Newcomb
 Sharp, Sam J., B, 1935
 Sharpe, W.P., LT, 1900
 Shaw, Jarrod, OT, 2008, 09, 10, Lafayette, La.
 Shaw, Robert, C, 1975, 76, 77, 78 (Capt.), Marietta, Ga.
 Shaw, William H., RHB, 1904, 05
 Shelby, A.G., HB, 1916
 Sherrill, J.W., RHB, 1948, 49, 50, Norfolk, Va.
 Sherrord, Horace (Bud), E, 1947, 48, 49, 50, Knoxville
 Shields, David, TB, 1961, Alderson, W.Va.
 Shields, Lebron, LT, 1958, 59, Lafayette, Ga.
 Shires, Marshall (Abe), T, 1938, 39, 40, Alderson, W.Va.
 Shires, Pat, LHB, 1950, 52, 53, Hinton, W.Va.
 Shofner, Austin C., T, 1936, Shelbyville
 Shoulders, William, RT, 1915, 16
 Showalter, Nick, MM, 1966, 67, 68, Kingsport
 Shuford, George, KS, 1962, Chattanooga
 Shuler, Benjie, WR, 1993, 95, 96, 97, Bryson City, N.C.
 Shuler, Heath, QB, 1991, 92, 93, Bryson City, N.C.
 Shull, F.E., E, 1930, 31, 32, Erwin
 Silberman, Dow, 1934, 35
 Silcox, J.H., LG, 1902
 Silvan, Nilo, WR, 1992, 93, 94, Covington, La.
 Silvey, George, TB, 1968, 70, 71, Nashville
 Simerly A.E., C, 1902

Simonetti, Leonard, T, 1940, 41, New Philadelphia, Ohio
 Simmonds, R.M., QB, 1915
 Simmons, Tony, DT, 1982, 83, 84, Oakland, Calif.
 Simms, Matt, QB, 2010, 11, Franklin Lakes, N.J.
 Simon, Kevin, LB, 2002, 03, 05, Walnut Creek, Calif.
 Simons, Kevin, OT, 1985, 86, 87, 88, Miami, Fla.
 Simonton, Claud, DE, 1970, 71, 72, Covington
 Simpson, Hubert, RB, 1976, 78, 79, Athens
 Sims, Burt L., LE, 1892
 Sims, Tommy, DB, 1982, 83, 84, 85 (Capt.), Americus, Ga.
 Singer, Curt, OT, 1980, 81, 82, 83, Aliquippa, Pa.
 Sivert, Jim, QB/BB, 1949, Gate City, Va.
 Sizemore, Bernie, FB, 1949, 50, Princeton, W.Va.
 Slack, Tom, QB/BB, 1948, Knoxville
 Slater, Walter, TB, 1941, 42, 46 (Capt.), Providence, R.I.
 Sloan, Ira, T, 1920, 21, Madisonville
 Smalls, Terriea, DT, 2002, 03, Pineville, S.C.
 Smargiasso, Heath, DB, 1994, 95, New Washington, Pa.
 Smartt, Leon, LG, 1958, 59, 60, Hixson
 Smelcher, Jim, LT, 1955, 56, 57, Lake City
 Smith, Alfred E., LT, 1892
 Smith, Billy, RG, 1961, Cookeville
 Smith, Boyd M., B, 1932, Knoxville
 Smith, Bret, WR, 2003, 04, 05, 06, Warren, Ark.
 Smith, C.H., RG, 1899
 Smith, Carl E., FB, 1956, 57, 58, Washington Court House, Ohio
 Smith, Chavis, DT/OG, 2000, 01, 02, 03, Forest City, N.C.
 Smith, Chuck, DE, 1990, 91, Athens, Ga.
 Smith, Daryle, OT, 1984, 85, 86, Knoxville
 Smith, Geric, LB, 1995 (Service), Hermitage
 Smith, Gordon E., G, 1931, 32, 33, Paris
 Smith, H.W., LE, 1896, 97
 Smith, Jacques, DE, 2010, 11, 12, 13, Ooltewah
 Smith, Jeff, TE, 1981, 82, 84, 85, Milan
 Smith, Jeff, OG, 1992, 93, 94, 95, Decatur
 Smith, Jerry, DB, 1964, 65, 66, Thomasville, N.C.
 Smith, Jimmie F., HB/QB, 1920, 21, 22, 23
 Smith, Josh, WR, 2013, Knoxville
 Smith, Kenny, DT, 1997, South Pittsburg
 Smith, Larry, OG, 1989, Milan
 Smith, Mike, 1973, 75, DT, (Service), Marietta, Ga.
 Smith, Onterio, RB, 1999, Sacramento, Calif.
 Smith, Rob, OG, 2002, 04, 05 (Capt.), Fort Thomas, Ky.
 Smith, Roy (Looney), T, 1947, 48, 49, 50, Knoxville
 Smith, Thomas, G, 1938, 39, Bristol, Va.
 Smith, Tom, RB, 2013, Apopka, Fla.
 Smith, Tracy, DB, 1990, 91, 92, Jonesboro, Ga.
 Smith, Wayne, LB, 1968, 69, Nashville
 Smithers, Bob, WB, 1956, Silver Springs, Md.
 Sneed, Robert, QB, 1936, 37, 38
 Sneed, W. Bush, HB, 1923, Nashville
 Snipes, Herman, 1931
 Snowden, Robert B., T, 1919
 Sollee, Neyle, FB, 1958, 59, Jacksonville, Fla.
 Sorrells, Frank G., RE, 1913, 14, 15, Fayetteville
 Spain, Wayne, DB, 1969, 70, Jackson
 Sparks, Scott, DB, 1987, 88, Maryville
 Spence, J.W., RT, 1906

Spence, Shirley E, 1891
 Spiva, Andy, LB, 1973, 74, 75, 76 (Capt.), Chamberlayne, Ga.
 Spivey, Brian, C, 1989, 90, 91, 92, Jefferson City
 Spivey, Jeremy, LB, 1992, Nashville
 Spooner, Bill, E, 1953, Morristown
 Spradlin, Danny, LB, 1977, 78, 79, 80, Maryville
 Stacey, Dan, DS, 2000, 01, Nashville
 Stafford, Tim, C, 1986, 87, Louisville
 Staley, Maurice, WR, 1994, 95, Charlotte, N.C.
 Stallworth, Donte', WR, 1999, 00, 01, Sacramento, Calif.
 Stallworth, Thomas, LB, 2001, Lithonia, Ga.
 Stanback, Haskel, TB, 1971, 72, 73, Kannapolis, N.C.
 Stancell, Harold, DB, 1964, 65, 66, Knoxville
 Stansell, Ken, DT, 1972, Chattanooga
 Stapleton, Clayton, G, 1941, 46, 47, Fleming, Ky.
 Starling, Marcus, WR, 1977, 78, Dalton, Ga.
 Steffy, Joe, G, 1944, Chattanooga
 Steiner, Max, G, 1938, 39, 40, Bluefield, W.Va.
 Stephens, Buster, B, 1944, 45, Knoxville
 Stephens, Don, WB, 1958, Oak Ridge
 Stephens, Nick, QB, 2008, Flower Mound, Texas
 Stephens, Travis, RB, 1997, 98, 00, 01, Clarksville
 Stephenson, Casey, B, 1944, 45, Mayfield, Ky.
 Stephenson, Dave, C, 1946, Charleston, W.Va.
 Stephenson, Guy, C, 1922, Centerville
 Stevenson, Dominique, LB, 1998, 99, 00, 01, Gaffney, S.C.
 Stewart, Antwan, DB, 2003, 05, 06, Dumfries, Va.
 Stewart, Bo, T, 1944, Chattanooga
 Stewart, Brannon, QB, 1994, Stephenville, Texas
 Stewart, Clifton, OG, 1967, 68, Chesapeake, Va.
 Stewart, Howard L., G, 1931, 32, 33, Lebanon
 Stewart, James, RB, 1991, 92, 93, 94, Morristown
 Stewart, Lyonel, LB, 1975, 77, 78, Knoxville
 Still, Eric, OG, 1986, 87, 88, 89 (Capt.), Germantown
 Still, J. Ralph, T, 1930, 31, Cleveland
 Stocstill, Joe, FB/TE, 2013, 14, Lewisburg
 Stocker, Luke, TE, 2007, 08, 09, 10 (Capt.), Berea, Ky.
 Stokes, Charles, T, 1950, 51, Graceville, Fla.
 Stolarick, Robert, DS, 2000, Germantown
 Stone, Cory, DT, 1993, 94, Memphis
 Stone, James, C, 2010, 11, 12, 13, Nashville
 Storey, Jake, LB, 2009, 10, Titusville, Fla.
 Stottlemeyer, Dave, C, 1955, 56, 57, Sarasota, Fla.
 Stowell, Mike, OT, 1989, 90, 91, 92, Meridan, Idaho
 Stowers, Donnie, OG, 1977 (Service), Largo, Fla.
 Stratton, Mike, LE, 1959, 60, 61, Tellico Plains
 Streater, Jimmy, QB, 1977, 78, 79 (Capt.), Sylva, N.C.
 Streno, Glenn, C, 1981, 82, 83, Pittsburgh, Pa.
 Striegel, Roy B. (Pap), G, 1919, 20, 21, 22 (Capt.), Perryville
 Stroud, Jack, T, 1947, 48, 49, 50 (Capt.), Cleveland, Ohio
 Stuart, Mark, LT, 1910
 Stuart, Phil, OT, 1985, 86, 87, 88, Johnson City

Studaway, Mark, DT, 1979, 80, 81, 83, Memphis
 Stupar, Francis, RE, 1949, Munhall, Pa.
 Suffridge, Robert (Bob), G, 1938, 39, 40, Knoxville
 Suggs, A.J., QB, 2000, Powder Springs, Ga.
 Suh, Eric, RB, 1997 (Service), Chattanooga
 Sullenger, Owen, WR, 1996, Boca Raton, Fla.
 Sullins, Cody, C, 2007, 08, 09, Cottontown
 Sullins, Cory, OG, 2008, 09, Cottontown
 Sullivan, Jimmy, FB, 1962, 64, Signal Mountain
 Sullivan, Ned, LB, 1961, 62, 63, Franklin
 Summerhill, Deanthonie, RB, 2013, 14, Tusculumbia, Ala.
 Summers, Shawn, DB, 1992, 93, 94, 95, Oak Ridge
 Sumpter, Nate, RB, 1977, 79, Myrtle Beach, S.C.
 Surlas, J.J., DT, 1989, 90, 91, 92, Mt. Pleasant, Pa.
 Suttle, Chevette, DB, 1980, Lafayette, Ga.
 Sutton, Cameron, DB, 2013, 14, Jonesboro, Ga.
 Sutton, Phil, OT, 1978, 79, Birmingham, Ala.
 Swafford, Devaun, DB, 2013, 14, Kingsport
 Swafford, J.H., RT, 1908
 Swain, Jayson, WR, 2003, 04, 05, 06 (Capt.), Huntsville, Ala.
 Swanson, Eric, WR, 1984, 85, San Bernardino, Calif.
 Sweeney, Terry, WB, 1953, Lawrence, Mass.
 Sykes, Rae, DT, 2010, Alcoa
 Symonds, Brad, DB, 1994 (Service), South Windsor, Conn.
 Szawara, Al, FB, 1976, LaPorte, Ind.

T

Tade, Herbert, C, 1935
 Talbot, Joe, T, 1923, Nashville
 Talley, Ben, LB, 1991, 92, 93, 94 (Capt.), Griffin, Ga.
 Tanara, Al, E, 1962, 63, 64, Spring City, Pa.
 Tanner, Don, LG, 1949, Willoughby, Ohio
 Tanner, Larry, T, 1939, Miami, Fla.
 Tansil, Vernon G., E, 1934, 35
 Tardy, Drew, WR, 2006 (Service), Huntington, W. Va.
 Tarwater, A. B., RE, 1897, Inskip
 Taylor, Frank, DT, 2003 (Service), Union, N.J.
 Taylor, Leland, DT, 1993, 94, Louisville, Ky.
 Taylor, Lenny, WR, 1981, 82, 83, Miami, Fla.
 Taylor, Lucas, WR, 2005, 06, 07, 08 (Capt.), Carencro, La.
 Taylor, R.L., RG, (Bob) 1912, 13, 14, 15
 Taylor, W.H., RG, 1901
 Teague, Marsalis, WR, 2009, 10, 11, 12, Paris
 Teague, Trey, C, 1994, 95, 96, 97, Jackson
 Tedford, Gene, WB, 1963, Charleston, Miss.
 Teel, Jerry, TE, 1991, Lenora, Kans.
 Templeton, Conrad C., G, 1929, 30, Fayetteville
 Templeton, Rick, P, 1995 (Service), LaVergne
 Terry, Corey, DE, 1996, 97, 98, Warrenton, N.C.
 Terry, Mike, DE, 1979, 81, 82, Atlanta, Ga.
 Terry, William L., LE, 1899 (capt.)
 Thayer, Harry J. (Hobo), G, 1928, 29, 30 (Capt.), Charleston, W.Va.
 Theiler, Gary, E, 1969, 70, 71, Louisville, Ky.
 Thomas, Alfred, G, 1937, 38, 39, Milwaukee, Wisc.
 Thomas, Bobby, E, 1971, Brownsville
 Thomas, Brent, DS, 2000 (Service), Louisville, Ky.
 Thomas, Coleman, OL, 2014, Fort Chiswell, Va.

Thomas, Dallas, OT, 2009, 10, 11, 12, Baton Rouge, La.
 Thomas, Dave, DB, 1990, Miami, Fla.
 Thomas, Houston, LB, 1987, 88, 89, Pikeville
 Thomas, Jimmy, DB, 1967, 68, 69, Lake Butler, Fla.
 Thomas, Victor, DT, 2008, 10, Olive Branch, Miss.
 Thomason, Brett, FB, 2008 (Service), Dalton, Ga.
 Thomason, R.F. (Tommy), RHB, 1912, 13, 14, 15
 Thompson, Joe, WR, 1969, 70, 71, Savannah
 Thompson, Johnny, LB, 1970, 72, Niota
 Thompson, LaMarcus, LB, 2007, 08, 09, 10, Lithonia, Ga.
 Thompson, Raynoch, LB, 1997, 98, 99, New Orleans, La.
 Thompson, Tony, RB, 1988, 89, 90, (Capt.) Lake Wales, Fla.
 Thompson, Van, QB, 1939, 40, Jackson
 Thornton, D.B., DT, 1903, 04, 05
 Thornton, Matthew, KS, 1989 (Service), Brownsville
 Tidwell, Blane, DT, 1976, Clarksville
 Tilson, Paul, LT, 1959, 61, 62, Maryville
 Tinsley, Derrick, RB/WR, 2001, 02, 03, 04, Marietta, Ga.
 Todd, Robert, TE, 1991, 92, Germantown
 Toeaina, Albert, OT, 2004, 05, Antioch, Calif.
 Toles, Alvin, ILB, 1981, 82, 83, 84, Forsyth, Ga.
 Tomlinson, Billy, TB, 1963, 64, 65, Nashville
 Tompkins, F.M., FB, 1910, 11
 Toney, Jaron, DB, 2012, 13, Alcoa
 Townes, Tim, DB, 1970, 71, 72, Knoxville
 Townsend, Ricky, PK, 1972, 73, 74, Dalton, Ga.
 Traa, Michael, DB, 1997, Sarasota, Fla.
 Tracy, Tom, FB, 1953, 54, Birmingham, Mich.
 Treece, Chris, DB, 1987, Murfreesboro
 Tripp, Arthur M., RG, 1926, 27, 28
 Tritapoe, Phillip, DE, 2008 (Service), Kingsport
 Trott, Stan, WR, 1970, 71, 72, Montgomery, Ala.
 Trupovnieks, Jani, OT, 1980, 81, Hopedale, Ohio
 Truss, Shawn, DE, 1989, Middletown, Ohio
 Tucker, Glenn, OT, 1976, 77, Douglas, Ga.
 Tucker, Homer, DB, 1988, Knoxville
 Tucker, Josh, OT, 1996, 97, 98, 99, Asheville, N.C.
 Tucker, Willis, C, 1940, Knoxville
 Tudor, D. Vincent, QB, 1927, 28, Plainview, Texas
 Tullis, Jeff, DT, 1989, 90, 91, 92, Cape Girardeau, Mo.
 Turnage, Gordon, DB, 1969, 71, 72, Thomasville, N.C.
 Turnbow, Jesse, DT, 1975, 77, Cincinnati, Ohio
 Turner, James, LB, 2004, 05, Augusta, Ark.
 Twifold, H.H., HB, 1916

U

Upton, Mark, OT, 1993, Soddy Daisy
 Upton, Todd, OG, 1983, 84, Alcoa
 Urbano, Bobby, RG, 1956, 57, 58 (Capt.), North Tonawanda, N.Y.
 Urbano, Roger, E, 1954, 55, 56, North Tonawanda, N.Y.
 Urubek, Steve, C, 1971, 72, 73, Chicago, Ill.
 Ussery, Bob, T, 1952, 53, Raleigh, N.C.

V

Valbuena, Gary, QB, 1972, 73, Fountain Valley, Calif.
 Vaughan, Charles W. (Pug), B, 1932, 33, 34, Knoxville
 Veazey, Burney, WR, 1998, 99, 00, Southaven, Miss.
 Veal, Demetris, DE, 2001, 02, Paramount, Calif.
 Venable, Sam A., G, 1932, Knoxville
 Vereen, Corey, DL, 2013, 14, Winter Garden, Fla.
 Vereen, Daryl, LB, 2008, 09, 10, 11, Charlotte, N.C.
 Verner, Randy, WR, 1974, 1975, Dallas, Texas
 Vest, Roger, C, 1951, 52, Detroit, Mich.
 Via, Mike, OLB, 1986 (Service), Milan
 Vick, Warren, E, 1941, Sweetwater
 Vickers, Kendal, DL, 2014, Havelock, N.C.
 Vinson, Brent, DB, 2007, 08, Hampton, Va.
 Vinson, Ian, DB/PK, 2006 (Service), Germantown
 Vinson, Todd, TB/P, 2006 (Service), Germantown
 Vituccio, Gary, DE, 1965, McKees Rocks, Pa.
 Vowell, J. Graham, LE, 1914, 15, 16 (Capt.) 21, Martin
 Vowell, Morris A., RT, 1913, 14, 15, 16, Martin
 Vowell, Richie, C, 1924, Martin
 Vugrin, James, RG, 1946, 47, 48, 49, Lansford, Pa.

W

Waddell, Ken, WB, 1959, 60, Nashville
 Wade, Jimmy, TB, 1951, 52, 53, 54, Lynchburg, Va.
 Wade, John, DE/TE, 1979, Nashville
 Wade, Jonathan, WR/DB, 2002, 04, 05, 06, Shreveport, La.
 Waff, Wayne, WB, 1962, Portsmouth, Va.
 Waggner, Prentiss, DB, 2009, 10, 11, 12, Clinton, La.
 Wagster, John, DT, 1970, 71, 72, Campbellsville, Ky.
 Walker, Chris, DE, 2007, 08, 09, 10, Memphis
 Walker, Darwin, DT, 1997, 98, 99 (Capt.), Walterboro, S.C.
 Walker, David, ILB, 1987, Knoxville
 Walker, Jackie, LB, 1969, 70, 71 (Capt.), Knoxville
 Walker, Jeff, OG, 1975, Oak Ridge
 Walker, Shon, LB, 1988, 89, 90, 91, College Park, Ga.
 Wallace, Randy, QB, 1974, 75, 76, Jacksonville, Fla.
 Wallen, Joe, FB, 1936, 38, 39, Portland
 Walls, Alex, PK, 1999, 00, 01, 02, Bristol, Va.
 Walls, Marlon, DT, 2009, 11, 12, 13, Olive Branch, Miss.
 Walter, Hank, LB, 1972, 73, 74, Knoxville
 Walters, John M., LT, 1906, 07, 08, 09
 Wampler, Chris, DT, 1980, 81, 82, Lenoir City
 Wantland, Hal, WB, 1963, 64, 65 (Capt.), Columbia
 Ward, Ernie, DB, 1973, 74, 75, Memphis
 Wardlow, Antonio, DB, 2006, 07, Winston-Salem, N.C.
 Warmath, Murray, E, 1932, 33, 34, Humboldt
 Warner, E.T., Sub., 1896
 Warren, Brandon, TE, 2008, Alcoa
 Warren, Buist, QB, 1938, 39, 40, Miami, Fla.

- Warren, Dewey, QB, 1965, 66, 67, Savannah, Ga.
- Warren, James, OT, 1992, 93, Memphis
- Warren, John, PK, 1979, 80, 81, 82, Jesup, Ga.
- Warren, Phil, C, 1905
- Warren, Preston, DB, 1987, 88, 89, 90, Knoxville
- Washington, Anthony, LB, 1976, Pensacola, Fla.
- Washington, Kelley, WR, 2001, 02, Stephens City, Va.
- Watkins, Arthur B., LT, 1897
- Watkins, T.R., QB, 1903, 04
- Watson, Brent, OT, 1974, 75, 76, 77 (Capt.), Twin Falls, Idaho
- Watson, Curt, FB, 1969, 70, 71, Crossville
- Watson, Quenshaun, TB, 2012, Athens, Ga.
- Watts, Brad, OT, 1976, Englewood
- Watts, Jim, DB, 1972, 73, 74 (Capt.), Jacksonville, Fla.
- Watts, Johnny, WB, 1977, 78, 79, Memphis
- Weary, Fred, OG, 1998, 99, 01, (Capt.) Montgomery, Ala.
- Weatherd, Chris, LB, 2014, Carrollton, Texas
- Weatherford, Derrick, DT, 1965, 66, 67, Darlington, S.C.
- Weatherford, Jim, HB, 1966, 67, 68, Dalton, Ga.
- Weaver, DeWitt T., G, 1934, 35, 36 (Capt.)
- Weaver, Herman, KS, 1967, 68, 69, Villa Rica, Ga.
- Weaver, Mark, PK, 2002 (Service), Moorpark, Calif.
- Webb, Charlton, OG, 1975, 77, 78, Salem, Va.
- Webb, Chuck, RB, 1989, 90, Toledo, Ohio
- Webb, Danny, TB, 1958, Maryville
- Weber, Nick, HB, 1939, 40, Mansfield, Ohio
- Webster, Chris, OG, 1977, Cincinnati, Ohio
- Wegener, Albert B., HB, 1892, 93
- Weisenberg, Andrew, RE, 1908, 09, Philadelphia, Pa.
- Weisensel, Ben, OL, 2008 (Service), Salisbury, N.C.
- Welch, F.W., LE, 1915
- Welch, Tim, DE, 1983, 84, 85, Knoxville
- Wells, Scott, C, 2000, 01, 02, 03 (Capt.), Spring Hill
- Wemlinger, Gary, T, 1969, Morristown
- Wendelboe, Kevin, KS, 1991, Clemmons, N.C.
- Wert, Lee K., HB, 1907
- Wert, R.Y., Sub., 1900, 01
- Werts, Edwin S., HB, 1891, 92
- West, Hodges (Burr), T, 1938, 39, 40, Knoxville
- West, Ryan, DS, 2004, 05, 06, Brentwood
- West, Tommy, TE, 1973, 74, 75, Gainesville, Ga.
- Westmoreland, Eric, LB, 1996, 98, 99, 00 (Capt.), Jasper
- Wharton, Vic, WR, 2014, Spring Hill, Tenn.
- Wheaton, Lance, H/QB 1992, 93, 94, Kingston
- Wheeler, Ronnie, DE, 1973, 74, 75, Mableton, Ga.
- Whitaker, James A., HB, 1929
- White, Brad, DT, 1978, 79, 80 (Capt.), Idaho Falls, Idaho
- White, Chris, DB, 1983, 84, 85 (Capt.), Cleveland
- White, Fred, DB, 1996, 97, 98, 99, Griffin, Ga.
- White, H. Benton, LE, 1907, 08
- White, Lynn T., RG, 1892, 93
- White, Reggie, DT, 1980, 81, 82, 83 (Capt.), Chattanooga
- White, Steve, LB, 1975, Kingsport
- White, Steve, DE, 1992, 93, 94, 95, Memphis
- White, W.C., Sub., 1921
- Whitehead, Mike, MG, 1985, 86, 87, Americus, Ga.
- Whiteside, Keyon, LB, 1999, 00, 01, 02, Forest City, N.C.
- Whittle, Matt, RHB, 1905
- Widby, Ron, P, 1964, 65, 66, 67, Knoxville
- Wiesman, Dylan, OL, 2013, 14, Cincinnati, Ohio
- Wildman, Charles, T, 1944, 45, 46, 47, Bridgeport, Conn.
- Wilhoit, James, PK, 2003, 04, 05, 06, Hendersonville
- Wilkinson, Bruce, OT, 1983, 84, 85, 86 (Capt.), Philadelphia
- Wilkinson, Rick, DB, 1981, 83, Knoxville
- Wilks, Rod, WR/DB, 2009, 11, 12, Smyrna
- Williams, Billy, WR, 1993, 94, Alcoa
- Williams, Bob, T, 1954, 55, Valdese, N.C.
- Williams, Cliff, G, 1956, Appleton, Wisc.
- Williams, Dan, DT, 2007, 08, 09, Memphis
- Williams, Dick, DT, 1966, 67, 68 (Capt.), Greenville
- Williams, Gerald, LB, 2008, 09, 10, Lauderdale Lakes, Fla.
- Williams, Ja'Kouri, RB, 2005, 06, 07, 08, Plaquemine, La.
- Williams, Jay, OG, 1977, 78, 79, 80, Nashville
- Williams, Johnny, MG, 1981, 82, 83, Knoxville
- Williams, Jordan, DL, 2011, 12, 13, 14, Gainesville, Fla.
- Williams, Keldrick, TB, 2002, Montgomery, Ala.
- Williams, Martin, DT, 1988, 89, Charleston, S.C.
- Williams, Michael, DB, 2014, Laurel, Md.
- Williams, Owen, DL, 2014, Macon, Ga.
- Williams, Robert, FB, 2005 (Service) White Bluff
- Williams, Russ, DB, 1974, 75, 76, 77, Cincinnati, Ohio
- Williams, Todd, C, 1994, Dallas, Texas
- Williams, Tom, RT, 1960, 61, 62, Canton, N.C.
- Williams, Tony, OT, 1984, 85, Kingsport
- Williams, Tyler, OT, 2004 (Service), Cosby
- Willingham, DeAngel, DB, 2007, 08, Saint Matthews, S.C.
- Wilson, Al, LB, 1995, 96, 97, 98 (Capt.), Jackson
- Wilson, Cedrick, WR, 1997, 98, 99, 00 (Capt.), Memphis
- Wilson, Charles, RB, 1984, 85, 86, 87, Prichard, Ala.
- Wilson, Ellix, LB, 2006, 07, 08 (Capt.), Memphis
- Wilson, Gibril, DB, 2002, 03, San Jose, Cali.
- Wilson, Darryal, WR, 1981, 82, Bristol, Va.
- Wilson, Dwight, OG, 1980, Thomasville, Ga.
- Wilson, Eddie, LB, 1971, 72, 73, Marietta, Ga.
- Wilson, James, DE, 1989, 91, 92, 93 (Capt.), Hampton, Va.
- Wilson, Nick, LB, 2003, 05, Knoxville
- Wilson, Rollin, HB, 1922, 24, Memphis
- Wilson, Will, TE, 2002 (Service), Columbia
- Winstead, Jid, LE, 1956, Rogersville
- Witherington, Sid, RB, 1973, Mumford
- Witherspoon, Carl, LB, 1971, 72, Knoxville
- Witt, Roy E., HB, 1926, 27, 28 (Capt.)
- Witten, Jason, TE, 2000, 01, 02, Elizabethton
- Wold, Steve, FB, 1968, 69, 70, Port Orange, Fla.
- Wolf, Ethan, TE, 2014, Minster, Ohio
- Wolf, Tyler, DB, 2009, 10, Cookeville
- Wolfe, Dennis, OLB, 1976, 77, 78 (Capt.), Gate City, Va.
- Wolfe, Lloyd S., RE, 1914, 15, 16
- Wood, Carol, E, 1945, St. Louis, Mo.
- Wood, James R., LG, 1891
- Wood, Lee, WR, 1989, 90, Richmond, Va.
- Wood, Walter (Babe), QB, 1936, 37, 38, McMinnville
- Woodruff, George R. (Bob), T, 1936, 37, 38, Athens, Ga.
- Woods, Casey, WR/H, 2005, 06, 07, Starkville, Miss.
- Woods, Gerald, OG, 1963, 64, 65, Milan
- Woods, Thomas, WR, 1986, 87, 88, 89 (Capt.), Gallatin
- Woody, James, LB, 1968, 69, 70, Columbia
- Woofter, Jim, DT, 1974, 75, 76, New Cumberland, W.Va.
- Word, Brian, LB, 2002, Cleveland
- Word, Roscoe, LT, 1902, 03, 04 (Capt.), 05 (Capt.), 07 (Capt.)
- Worley, Justin, QB, 2011, 12, 13, 14, Rock Hill, S.C.
- Wortham, C.L., Sub., 1900
- Wright, Gary, PK, 1966, 67, Heflin, Ala.
- Wright, George, TB, 1957, 58, Sonora, Texas
- Wrightman, A.L., Sub., 1901
- Wyatt, Bowden, E, 1936, 37, 38 (Capt.), Kingston
- Wyche, Bubba, QB, 1967, 68, Atlanta, Ga.
- Wynn, Herman D. (Breezy), B, 1931, 32, 33, Dublin, Ga.
- Wyrick, Charles, WB, 1960, 61, Harriman

Y

- Yancey, David, RB, 2004, 05, 06, Norfolk, Va.
- Yanossy, Frank, DT, 1967, 68, 69, Bradenville, Pa.
- Yarbrough, John, WR, 1973, 74, 75, Salisbury, N.C.
- Yatkowski, Paul, DT, 1992, 93, Winnipeg, Man., Canada
- Young, Bill, DB, 1966, 68, 69 (Capt.), Knoxville
- Young, Carroll, WB, 1956, 57, Dallas, Texas
- Young, Devrin, TB, 2011, 12, 13, 14, Knoxville
- Young, Ed. B., HB, 1925, 26
- Young, Eddie, E, 1955, Miami, Fla.
- Young, Eric, OT, 2005, 06, 07, Union, S.C.
- Young, J.R., LHB, 1910
- Young, Jimmy, E, 1970, 71, 72, Franklin, Ky.
- Young, Sean, OT, 2000, 01, 02, 03, Cohutta, Ga.

Z

- Zander, Carl, ILB, 1981, 82, 83, 84 (Capt.), Mendham, N.J.
- Zecchino, Nick, C, 1986, 87, 88, Cedar Grove, N.J.
- Ziegler, Kelly, ILB, 1984, 85, 86, 87 (Capt.), Miami, Fla.
- Zontini, Lawrence, WB, 1942, Charleston, W.Va.
- Zurcher, Kevin, WR, 1989, Knoxville
- Zvolerin, Bob, LT, 1963, Windber, Pa.
- SERVICE AWARD—A service award is given upon the recommendations of the head coach to a senior athlete who has completed his eligibility and has been a squad member for at least three years without meeting the participation requirements for a varsity letter.*

ALL-SEC AND ALL-AMERICANS BY NUMBER

Tennessee has had more than 200 All-Southeastern Conference (SEC) first-team selections since the conference was formed in 1933 and 90 All-America (AA) selections since Gene McEver was first chosen in 1929. Following are the jersey numbers of the Vols' All-SEC and All-America selections.

- | | | |
|--|---|--|
| <p>1 Leonard Little, DE/LB 1996, 97 (SEC), 1997 (AA)
Jason Witten, TE 2002 (SEC)</p> <p>2 Kevin Burnett, LB 2004 (AA, SEC)
Montario Hardesty, RB 2009 (SEC)</p> <p>3 Robert Meachem, WR 2006 (AA, SEC)</p> <p>4 Fuad Reveiz, PK 1982, 84 (SEC)
Jeff Hall, PK 1995, 96, 97, 98 (SEC)</p> <p>5 Rico McCoy, LB 2009 (SEC)</p> <p>6 Jimmy Streater, QB 1979 (SEC)</p> <p>7 Condredge Holloway, QB 1973 (SEC)
Chris White, DB 1985 (AA, SEC)
Deon Grant, DB 1999 (AA, SEC)
Jerod Mayo, LB 2007 (SEC)</p> <p>8</p> <p>9 George Hunt, PK 1971 (SEC)</p> <p>10 Mike Mauck, DB 1975 (SEC)
Tony Robinson, QB 1984 (SEC)
John Becksvort, PK 1993 (AA, SEC)</p> <p>11 Ron Widby, P 1966 (AA)
Joey Kent, WR 1995, 96 (SEC)</p> <p>12 Cory Fleming, WR 1993 (SEC)
Marcus Nash, WR 1997 (SEC)</p> <p>13 Terry Fair, DB 1996, 97 (SEC)</p> <p>14 Roland James, DB 1978, 79 (SEC), 1979 (AA)
Julian Battle, DB 2002 (SEC)
Eric Berry, DB 2008, 09 (AA, SEC)</p> <p>15 Carl Pickens, WR 1990, 91 (SEC), 1991 (AA)</p> <p>16 Number retired in honor of
<i>Peyton Manning</i>
Peyton Manning, QB 1995, 97 (SEC), 1997 (AA)
Rashad Baker, DB 2002 (SEC)</p> <p>17 Bobby Dodd, QB 1930 (AA)
Phil Dickens, RB 1936 (SEC)
Tee Martin, QB 1999 (SEC)</p> <p>18 Craig Colquitt, P 1976, 77 (SEC)
Kent Elmore, P 1989 (SEC)
Dale Carter, DB 1990, 91 (AA, SEC)
DeRon Jenkins, DB 1995 (SEC)
Jason Allen, DB, 2004 (SEC)</p> <p>19 Alex Walls, PK, 2000 (SEC)</p> <p>20 Dick Huffman, DT 1946 (AA, SEC)
Bert Rechichar, B 1951 (SEC)
Joey Chapman, P 1990 (SEC)
Travis Henry, RB, 2000 (SEC)</p> <p>21 Mack Franklin, E 1952 (SEC)
Stanley Morgan, RB 1974, 76 (SEC)
Jimmy Colquitt, P 1982, 83 (AA)
Heath Shuler, QB 1993 (SEC)
Da'Rick Rogers, WR 2011 (SEC)</p> | <p>22 Richmond Flowers, WB, 1967 (AA)
Ricky Townsend, PK 1972 (SEC), 1972, 73 (AA)</p> <p>23 Earnest Fields, LB 1991 (SEC)
Dwayne Goodrich, DB 1999 (SEC)</p> <p>24 Al Hust, End 1942 (SEC)
Tony Thompson, RB 1990 (SEC)</p> <p>25 Eddie Brown, DB 1973 (AA, SEC)
Jeremy Lincoln, DB 1991 (SEC)
James Wilhoit, PK 2006 (SEC)</p> <p>26 Murray Warmath, G 1934 (SEC)
Albert Dorsey, DB 1967 (AA, SEC)
Tim Priest, DB 1970 (SEC)
Willie Gault, WR 1982 (AA, SEC)
Daniel Lincoln, PK 2007 (AA)</p> <p>27 Hank Lauricella, TB 1951 (AA, SEC)
Al Wilson, LB 1997, 98 (SEC), 1998 (AA)</p> <p>28 Gene McEver, TB 1929 (AA)</p> <p>29</p> <p>30 Jim Weatherford, DB 1968 (AA, SEC)
Andre Lott, DB 2001 (SEC)</p> <p>31 Curt Watson, RB 1969, 70, 71 (SEC)</p> <p>32 Number Retired in Honor of
<i>Bill Nowling</i></p> <p>33 Bud Sherrod, E 1949, 50 (SEC) 1950 (AA)
Tom Tracy, RB 1954 (SEC)
Johnnie Jones, RB 1983, 84 (SEC)
Keith DeLong, LB 1988 (AA, SEC)
Jonathan Hefney, DB 2007 (SEC)</p> <p>34 Richard Pickens, RB 1968 (SEC)
Travis Stephens, RB 2001 (AA, SEC)</p> <p>35</p> <p>36 Ed Molinski, G 1939 (SEC), 1939, 40 (AA)</p> <p>37 Bowden Wyatt, E 1938 (AA, SEC)
Conrad Graham, DB 1972 (AA, SEC)</p> <p>38 John Michels, G 1951, 52 (SEC), 1952 (AA)</p> <p>39</p> <p>40</p> <p>41</p> <p>42 Bob Suffridge, G 1938, 40 (SEC), 1938, 39, 40 (AA)
Eric Westmoreland, LB 2000 (SEC)</p> <p>43</p> <p>44 Bobby Majors, DB 1970, 71 (SEC), 1971 (AA)
Neil Clabo, P 1974 (SEC)
Craig Puki, LB 1979 (SEC)
Chuck Webb, RB 1989 (SEC)</p> <p>45 Number retired in honor of
<i>Johnny Majors</i>
Herman Hickman, G 1931 (AA)
Johnny Majors, TB 1955, 56 (SEC), 1956 (AA)
Carl Zander, LB 1984 (SEC)
A.J. Johnson, LB 2013 (SEC)</p> <p>46 Sheriff Maples, C 1933 (SEC)
Raynoch Thompson, LB 1998, 99 (SEC), 1999 (AA)</p> <p>47 Bobby Gordon, TB 1957 (SEC)</p> | <p>Dustin Colquitt, P 2003 (AA, SEC)
Britton Colquitt, P 2006 (SEC)</p> <p>48 Beattie Feathers, TB 1933 (AA, SEC)</p> <p>49 Number Retired in Honor of
<i>Rudy Klarer</i></p> <p>50 Don Edmiston, T 1941 (SEC)
Frank Emanuel, LB 1965 (AA, SEC)
Paul Naumoff, LB 1966 (AA, SEC)
Chip Kell, G 1968, 69, 70 (SEC) 1969, 70 (AA)
Andy Spiva, LB 1975, 76 (SEC)
Tom Myslinski, G 1991 (SEC)</p> <p>51 Mike Bevans, C 1970 (SEC)</p> <p>52 Jackie Walker, LB 1970, 71 (AA, SEC)
Cosey Coleman, G 1998, 99 (SEC), 1999 (AA)</p> <p>53 Glenn Streno, C 1983 (SEC)</p> <p>54 Abe Shires, T 1939, 40 (SEC) 1939 (AA)
Francis Holohan, G 1952 (SEC)
Bob Johnson, C 1966, 67 (AA, SEC)
Dale Jones, DE 1985, 86 (SEC)</p> <p>55 Mike Lucci, LB 1961 (SEC)
Jesse Mahelona, DT, 2004 (AA, SEC)
Dan Williams, DT 2009 (SEC)</p> <p>56 Robert Shaw, C 1977, 78 (SEC)
Chuck Smith, DE 1991 (SEC)</p> <p>57 Steve Kiner, LB 1968, 69 (AA, SEC)
Jamie Rotella, LB 1972 (AA, SEC)
Ron McCartney, DE 1975 (SEC)</p> <p>58 Ray Nettles, LB 1971 (SEC)
Todd Kelly, DE 1992 (SEC)
Darwin Walker, DT 1998, 99 (SEC)</p> <p>59 Mark Hovanic, DT 1987 (SEC)
Mike Stowell, G 1992 (SEC)</p> <p>60 Bill Pearson, T 1951 (AA, SEC)
Jim Noonan, MG 1980 (SEC)</p> <p>61 Number retired in honor of
<i>Willis Tucker</i></p> <p>62 Number Retired in Honor of
<i>Clyde Fuson</i></p> <p>63 Bob Dobelstein, G 1944, 45 (SEC), 1944 (AA)</p> <p>64 James Rike, C 1939 (SEC)
Jack Reynolds, LB 1969 (AA, SEC)
Bill Emendorfer, G 1972 (SEC)
Scott Wells, C, 2003 (SEC)</p> <p>65 Steve DeLong, MG 1963, 64 (AA, SEC)
Charles Rosenfelder, G 1967, 68 (SEC), 1968 (AA)</p> <p>66 Bill Johnson, G 1957 (AA, SEC)
Jason Layman, T 1993, 95 (SEC)</p> <p>67 Ted Daffer, G 1950, 51 (AA, SEC)
John Wagster, DT 1972 (SEC)
Mickey Marvin, G 1974, 75, 76 (SEC)
Bill Mayo, G 1983, 84 (SEC) 84 (AA)
Kevin Mays, G 1994 (SEC)
Chad Clifton, T 1998 (SEC)</p> <p>68 Bruce Wilkerson, T 1985, 86 (SEC)</p> <p>69</p> <p>70 Trey Teague, C 1997 (SEC)
Fred Weary, OG 2001 (SEC)</p> |
|--|---|--|



- 71 Darris McCord, DT 1954 (AA)
 72 George Cafego, TB 1938, 39 (AA, SEC)
 73 Lee North, C 1980, 81 (SEC)
 Will Ofenheusle, OT 2002 (SEC)
 74 Jeff Smith, G 1994, 95 (SEC)
 75 John Boynton, T 1967 (SEC)
 Anthony Parker, OG 2007 (SEC)
 76 John Gordy, T 1956 (SEC)
 Harry Galbreath, G 1987 (AA, SEC)
 Arron Sears, T 2005,06 (SEC)
 2006 (AA)
 77 Bob Foxx, HB 1939, 40 (SEC)
 1940 (AA)
 Buster Stephens, RB 1944 (SEC)
 Michael Munoz, OT, 2004 (AA, SEC)
 78 Tim Irwin, T 1980 (SEC)
 Antone Davis, T 1989, 90 (SEC)
 1990 (AA)
 79 Joe Schaffer, T 1959 (SEC)
 Frank Yanossy, DT 1969 (SEC)
 Eric Still, G 1988, 89 (SEC) 1989 (AA)
 Chris Scott, OT 2009 (SEC)
 80
 81 Mychal Rivera, TE 2012 (SEC)
 82 Ken DeLong, TE 1968, 69 (SEC)
 83 Mark Adams, TE 1991 (SEC)
 84 Norman Meseroll T, 1948 (SEC)
 Austin Denney, TE 1966 (AA, SEC)
 Cordarrelle Patterson, AP, 2012 (SEC)
 85 Johnny Mills, WR 1966 (SEC)
 Reggie Harper, TE 1979 (SEC)
 86 Andy Kozar, FB 1952 (SEC)
 Buddy Cruze, E 1956 (SEC, AA)
 Terry McDaniel, DB 1987 (SEC)
 87 Darryl Hardy, LB 1991 (SEC)
 88 Bobby Frazier, DE 1965 (SEC)
 Tim McGee, WR 1985 (AA, SEC)
 89 Larry Seivers, WR 1975, 76 (AA, SEC)
 90 Marion Hobby, DE 1989 (SEC)
 Will Overstreet, DE, 2000, 01 (SEC)
 Turk McBride, DT 2006 (SEC)
 91 Number retired in honor of
Doug Atkins
 Doug Atkins, DT 1951, 52 (SEC)
 1952 (AA)
 Jonathan Brown, DE 1997 (SEC)
 Robert Ayers, DE, 2008 (SEC)
 92 Number retired in honor of
Reggie White
 Reggie White, DT 1983 (AA, SEC)
 Carlos Reveiz, PK 1985 (SEC)
 93 Chris Mims, DE 1991 (SEC)
 Shaun Ellis, DE 1999 (SEC)
 94
 95
 96
 97 Malik Jackson, DL 2011 (SEC)
 98 John Henderson, DT 2000, 01 (AA, SEC)
 99

HEAD FOOTBALL MANAGERS

- 1896 - Eugene R. Attkisson
 1897 - Eugene R. Attkisson
 1898 - No Team
 (Spanish-American War)
 1899 - W. R. Harrison
 1900 -
 1901 - Dan Kingman
 1902 - H. B. Finch
 1903 - J. S. Cooper
 1904 - C. J. McClung
 1905 - H. P. Grant
 1906 - T. P. Summers
 1907 - David Gaut
 1908 - Harley Fowler
 1909 - H. R. Newton
 1910 - F. L. Phipps
 1911 - Charles E. Craddock
 1912 - A. J. Donelson, Jr.
 1913 - Walter C. Whitaker, Jr.
 1914 - T. Flem Hazen
 1915 - S. M. Tunnel
 1916 - David Getaz
 1917 - No Team (World War I)
 1918 - No Team (World War I)
 1919 - T. N. Simpson
 1920 - H. A. Schubert
 1921 - Frank McCleneghan
 1922 - Leland Hedgcock
 1923 - Robert Watson
 1924 - Wiley Corry Smith
 1925 - William D. Pettway
 1926 - John Galbreath
 1927 - Robert Kennerly
 1928 - Bob (Skeet) McClellan
 1929 - Robert L. McClure
 1930 - H.H. Clements
 1931 - Howard Ford
 1932 - Albert Brooks/Clark Dowling
 1933 - Clark Dowling/Hector
 Flenniken
 1934 - Glenn Sanderson
 1935 - Jack Harris/Walter Hunt
 1936 - Richard Frank
 1937 - O. B. Winston
 1938 - Tracy Prater
 1939 - Robert (Dink) Eldridge
 1940 - Robert (Dink) Eldridge
 1941 - Willie Davis
 1942 - Julian Andes
 1943 - No Team (World War II)
 1944 - Julian Andes
 1945 - George Creaseu
 1946 - Stewart Johnson
 1947 - Ray Neal
 1948 - Hagen Minnick
 1949 - Joe Bender
 1950 - Nate Fourman
 1951 - Lee Starr
 1952 - Arthur Marks
 1953 - Dick Robinson
 1954 - Dick Robinson
 1955 - Jack Mullinix
 1956 - Johnny Peay
 1957 - Newt Parsons
 1958 - Newt Parsons
 1959 - Ted McCloud
 1960 - Ray Childers
 1961 - Casco Havelly
 1962 - Casco Havelly/Ted McCloud
 1963 - Casco Havelly
 1964 - Stanley Fugate
 1965 - Stanley Fugate
 1966 - Stanley Fugate
 1967 - Tommy Baker
 1968 - Tommy Baker
 1969 - Tommy Baker
 1970 - Tommy Baker
 1971 - Pat Marsh
 1972 - Larry Sellers
 1973 - David Woodall
 1974 - David Woodall
 1975 - Steve Benton
 1976 - David Woodall
 1977 - David Woodall
 1978 - Lew Belote
 1979 - Lew Belote
 1980 - Danny Burnley
 1981 - Rusty Roberts
 1982 - Rusty Roberts
 1983 - Rusty Roberts
 1984 - Gordon Whitener
 1985 - Randy Miller
 1986 - Jeff Fleming
 1987 - Jeff Fleming
 1988 - David Blackburn
 1989 - David Blackburn
 1990 - Johnny Hays
 1991 - Johnny Hays
 1992 - Heath Grider
 1993 - Heath Grider
 1994 - Clay Newman
 1995 - Allan Knapp
 1996 - Allan Knapp
 1997 - Robin White
 1998 - Larry Churchwell
 1999 - Allen Sitzler
 2000 - Allen Sitzler
 2001 - Anthony (Chip) Godwin
 2002 - Anthony (Chip) Godwin
 2003 - Mat Kee
 2004 - Tommy Phillips
 2005 - Tommy Phillips
 2006 - Tommy Phillips
 2007 - Tommy Phillips
 2008 - Chris Cutcliffe
 2009 - Chris Woolsey
 2010 - Chris Woolsey
 2011 - Chris Woolsey
 2012 - Tyson Street
 2013 - Tyson Street
 2014 - Neyland Raper

ALL-TIME UNIFORM NUMBERS

1

Ed McDougal, QB, 1972, 73, 74
Joe Gasper, QB, 1976
Robert Malone, WR/WB, 1977, 78
Lee Jenkins, DB, 1980, 81, 82
Darell Jones, LB, 1984
Andre Creamer, DB, 1985, 86
Phil Reich, PK, 1987
Vince Moore, WR, 1988, 89, 90
Ronald Davis, DB, 1991, 92,93,94
Leonard Little, DE/LB, 1995, 96,97
Robert Loudermilk, PK, 1999
Jason Witten, TE, 2001,02
Jayson Swain, WR, 2004,05,06
Brandon Warren, WR, 2008, 09, 10
Michael Palardy, PK/P, 2010,11,12,13
Paul Harris, WR, 2013
Jalen Hurd, RB, 2014

2

Bill Fryer, KS, 1972
David Aaron, K, 1974
Billy Arbo, WR/WB, 1976, 77, 78
Nicky Inman, P, 1979
Lenny Taylor, WR, 1980, 81, 82, 83
Moses Collins, DB, 1986, 87, 88
Wes Lowe, DB, 1989
Steve Matthews, QB, 1990,91
Todd Helton, QB, 1993,94
Tom Windle, QB, 1997
Fred White, DB, 1996,97,98,99
Eric Locke, WR, 2000
Kevin Burnett, LB, 2001,02,03,04
Kevin Simon, LB, 2005
Montario Hardesty, 2006,07,08,09
Matt Simms, QB, 2010
Naz Oliver, DB, 2011
Alton 'Pig' Howard, WR, 2012,13,14
Michael L. Williams, DB, 2012,13
D'Andre Payne, DB, 2014

3

Joe Gasper, QB, 1975
Joe Hough, QB/DB, 1976, 77, 78
Joe Cozart, DB, 1981, 82, 83
Nate Middlebrooks, TE, 1985, 86, 87, 88
Tracy Smith, DB, 1989, 90, 91, 92
Ronnie Pillow, LB, 1994,95, 96
Brian Darden, RB, 1997
Josh Plemons, QB, 1998,99
Willie Miles, DB, 1999,00,01,02
Robert Meachem, WR, 2004,05,06
Lennon Creer, RB, 2008
Darren Myles Jr., 2009,10
Tyler Drummer, WR, 2011,12,13
Byron Moore, DB, 2011,12,13
Josh Malone, WR, 2014

4

Tommy Beaver, DB, 1972
Randy Wallace, QB, 1973
Pat Ryan, QB, 1974, 75, 76, 77
Phil Ingram, WR, 1979
Dwight Singleton, DB, 1981
Fuad Reveiz, PK, 1982, 83, 84
Terence Cleveland, WR, 1986, 87, 88, 89

Craig Faulkner, WR, 1990, 91, 92,93
Jeff Hall, PK, 1995, 96,97,98
John Henderson, DL, 1999
Donte' Stallworth, WR, 2000,01
Jonathan Wade, DB, 2003,04,05,06
Gerald Jones, WR, 2008, 09, 10
Marlin Lane Jr., RB, 2011
LaTroy Lewis, LB, 2012,13, 14
Vic Wharton, WR, 2014

5

Gary Valbuena, QB, 1972, 73
Gary Roach, QB, 1974, 75, 76
Jeff Olszewski, QB, 1978, 79, 80, 81
Xavier Cook, DB, 1983, 84
Thomas Woods, WR, 1986, 87, 88, 89
Roderick Lewis, DB, 1990, 91, 92
Eric Lane, RB, 1993,94,95, 96
Craig Sanford, PK, 1997
Burney Veazey, WR, 1998,99,00
Chris Hightower, PK, 2000
Mitchell Walker, DB, 2001
Kevin Simon, LB, 2002,03,04
Drew Tardy, WR, 2006
Rico McCoy, LB, 2006,07,08,09
Ted Meline, WR, 2010
Matt Darr, P, 2011
George Bullock, PK, 2012,13,14
Ryan Jenkins, WR, 2013,14

6

David Parsons, DB, 1973
David Bibee, DB, 1974, 75, 76
Jimmy Streater, QB, 1977, 78, 79
Steve Alatorre, QB, 1980
Dirk Gentry, DB, 1981
Alan Cockrell, QB, 1982, 83
Tony Nelson, DB, 1985, 86, 87, 88
J.J. McCleskey, WR, 1990, 91, 92
Jermaine Copeland, WR, 1996,97,98
Constantin Ritzmann, DL, 2000,01,02,03
Ja'Kouri Williams, DB, 2005,06,07
Derrick Furlow, DB, 2008,09
Denarius Moore, WR, 2008, 09, 10
Vincent Dallas, WR/DB, 2011,12,13
Tyler Page, QB, 2013
Todd Kelly Jr., DB, 2014
Mike Wegzyn, QB, 2014

7

Condredge Holloway, QB, 1972, 73, 74
Martin Murriel, TB, 1976
Wilbert Jones, QB/DB, 1977, 78, 79, 80
Chris White, DB, 1982, 83, 84, 85
Anthony Miller, WR, 1987
Jason Julian, WR, 1989, 90, 91
Jason Parker, DB, 1993,94,97
Tom Windle, QB, 1998
Deon Grant, WR, 1998,99
Casey Clausen, QB, 2000,01,02,03
Rick Clausen, QB, 2005
Jerod Mayo, LB, 2006,07
Demetrice Morley, DB, 2008
Nu'Keese Richardson, WR, 2009
Mandela Shaw, DB, 2010
Nash Nance, QB, 2011
Corey Alexander, DB, 2011,12

Drae Bowles, WR, 2012,13, 14
Michael F. Williams, DB, 2013
Rashaan Gaulden, DB, 2014

8

Doyle Whitaker, KS, 1969, 70
Jim Richardson, QB, 1972
Randy Wallace, QB, 1974, 75, 76
David Rudder, QB, 1977, 78, 79
Jeff Joslin, QB, 1981
Dirk Gentry, QB, 1982, 83
Victor Peppers, DB, 1986, 87
Andy Kelly, QB, 1989, 90, 91
Cliff Dutton, WR, 1992
Jason Amonette, P, 1993
Mike Grein, QB, 1994
Jeremy Bates, QB, 1995
Bryan Darden, RB, 1997
Chris Hogue, PK/P, 1997
Joey Mathews, QB, 1998,99,00,01
Gibril Wilson, DB, 2002,03
Lester Ransom, DB, 2005
Jonathan Crompton, QB, 2007,08,09
Tyler Bray, QB, 2010,11,12
Marquez North, WR, 2013, 14
Dewayne Hendrix, DL 2014

9

Chick McGeehan, OE, 1967
George Hunt, KS, 1968, 69, 70, 71
Jim Gaylor, PK, 1975, 76, 77
Mitch Sims, QB, 1980, TE, 1979, 81
Mark Hogan, DB, 1982, 83
Vince Carter, WR, 1984, 85, 86
Derrick Folsom, LB, 1987, 88, 89
Orion McCants, DB, 1990
Steve Session, DB, 1992
Tori Noel, DB, 1994,95, 96,97
Kevin Taylor, WR, 1998
Josh Plemons, QB, 1997,00
Steven Marsh, DB, 1999,00,01,02
Bret Smith, WR, 2004,05,06
Bram Cannon, QB, 2008
Daryl Vereen, LB, 2008,09,10,11
Sam Cranford, WR, 2012
Daniel Gray, DB, 2012
Reggie Juin, DB, 2013
Derek Barnett, DL, 2014
Von Pearson, WR, 2014

10

Pat Reno, FB, 1937
Trox Montgomery, HB, 1938
Elmer Disspayne, E, 1939
Roy Cross, E, 1941, 42, 44, 45
Frank Soard, B, 1946
Bernie Miller, B, 1947, FB, 1948
Gordon Polofsky, FB, 1949, 50, 51
Lamar Leachman, LB, 1952, C, 1953
Bob Hibbard, WB, 1954, 55, 56
Carroll Young, WB, 1957
Gene Tedford, WB, 1962, 63
Art Galiffa, QB, 1964, 65, 66
Bobby Scott, QB, 1968, 69, 70
Dan Fletcher, QB, 1972
Mike Mauck, DB, 1974, 75, 76
Alan Duncan, PK, 1979, 80
Bill Eichholtz, WR, 1982
Tony Robinson, QB, 1983, 84, 85
Vincent Moore, WR, 1987

Chip McCallum, KS, 1989, 90
 Beau Blair, P, 1991
 John Becksvort, PK, 1992,93,94
 Jason Price, QB, 1995, 96
 Benson Scott, H, 1997,98,99
 Christian Chauvin, PK, 2000
 Phillip Newman, PK/P, 2002
 Mark Jones, WR, 2001,02,04
 Erik Ainge, QB, 2005,06,07
 Josh Davis, P, 2010
 Marsalis Teague, WR, 2019,10,11,12
 Brett Parisi, WR, 2013
 Riley Ferguson, QB, 2013
 Will Bradshaw, LS, 2014
 Isaiah McDaniel, Db, 2014

11

Leonard Coffman, HB, 1937, FB, 1938, 39
 James 'Jim' Gaffney, HB, 1941, 42
 Billy Stevens, B, 1944, 45
 W.S. 'Monk' Fowler, B, 1946, 47
 Bernie Sizemore, FB, 1949, 50
 Bill Blackstock, TB, 1951 B, 1954
 Ed Godzak, WB, 1954
 Charles Trimble, WB, 1955
 Ralph Broyles, WB, 1956, 57, 58
 John Paty, WB, 1962, 63
 Ron Widby, KS, 1964, 65, 66
 Mike Jones, DB, 1967
 Joe Thompson, WB, 1968
 Dennis Chadwick, QB, 1969, 70
 Nick Carmichael, DB, 1971, 72, 73
 Mike Huskisson, RB, 1974
 Jeff Moore, DB, 1976, SE, 1977
 Bobby Stanton, P, 1979
 Dirk Wiers, QB, 1980
 Daryl Dickey, DB, 1983, QB, 1981, 82, 84, 85
 Kyle Horner, QB, 1987
 Lloyd Kerr, WR, 1990, 91
 Joey Kent, WR, 1993,94,95, 96
 Robert Loudermilk, P/PK, 1998
 Bobby Graham, WR, 1998,99,00,01
 James Banks, WR, 2003,04
 Jon Catanzano, DB, 2005
 Slick Shelley, WR, 2006,07
 Todd Campbell, WR, 2008
 Bryce Brown, RB, 2009
 Justin Hunter, WR, 2010,11,12
 Joshua Dobbs, QB, 2013,14

12

John Boise, E, 1937
 William Bryson, FB, 1939, 40
 Bud Hubbell, E, 1941, 42
 Russell Morrow, C, 1944, 45
 Franklin (Bud) Hubbell, E, 1946
 Joe Martone, G, 1947, RG, 1948
 Bill Fulton, LE, 1950, 51
 Terry Sweeney, RH, 1953
 Bill Bennett, WB, 1955
 Jim Grubb, WB, 1956, 57
 Pete Wright, WB, 1958
 Coy Franklin, WB, 1959
 Charles Wyrick, WB, 1960, 61
 Wayne Waff, WB, 1962
 Johnny Covington, QB, 1964
 Charles Futon, QB, 1965, 66, TB, 1967
 Herman Weaver, KS, 1969
 Chip Howard, QB, 1971, WR, 1972, 73

Gary Rowe, DB, 1974, 75, 76
 Guy Hairston, QB, 1978, 79
 Randall Morris, QB, 1980, RB, 1981, 82, 83
 Randy Sanders, QB, 1984, 85, 86, 87
 Chip McCallum, PK, 1988
 Cory Fleming, WR, 1990, 91, 92,93
 Terry Fair, DB, 1996
 Marcus Nash, WR, 1995, 96,97
 Troy McMaken, WR, 1999
 Teddy Grimes, DB, 1999,00,01
 C.J. Leak, QB, 2002,03,04
 Lucas Taylor, WR, 2006,07,08
 Ethan Ingram, PK, 2009
 Naz Oliver, DB, 2010
 Chris Eggert, WR, 2010
 Matt Simms, QB, 2011
 Nathan Peterman, QB, 2012,13,14
 Emmanuel Moseley, DB, 2014

13

William 'Bill' Barnes, HB, 1937, 38, E, 1939
 Fay Farris, GB, 1940, B, 1941
 Claude Holsclaw, B, 1944, 45
 Don Tanner, G, 1947, LG, 1948
 Pat Shires, TB, 1950, 51, B, 1952, LH, 1953
 David Emory, WB, 1955
 Gary Cannon, KS, 1960, 61
 David Allen, DB, 1970, 71, 72
 Randy Verner, WR, 1973, 74, 75
 Martin Murriel, DB, 1977, 78
 Jerome Jimmerson, WR, 1984
 David Pool, DB, 1986
 Kevin Zurcher, WR, 1988, 89
 Dave Thomas, DB, 1991
 Lamar Brown, WR, 1993
 Scott Sexton, WR, 1994
 Terry Fair, DB, 1995, 96, 97,
 Brent Thomas, DS, 2000
 Tad Golden, DB, 1999,00,01
 Chris Hannon, WR, 2003,04,05
 Brent Vinson, DB, 2008,09
 Geoff Courtney, WR/H, 2010
 DeAnthony Arnett, WR, 2011
 Nick Branum, DB, 2011
 Patrick Ashford, QB/H, 2012,13
 Devaun Swafford, DB, 2013,14

14

Van Thompson, FB, 1938, QB, 1939, 40, B, 1941
 Ray Drost, G, 1942, 1946, 47
 Reese Henegar, B, 1946
 Gil Kyker, BB, 1950
 Ray Martin, WB, 1951, B, 1952, RH, 1953
 Hugh Garner, WB, 1954
 Larry Garner, WB, 1955
 Bill Gent, WB, 1956
 Don Stephens, WB, 1958
 Tommy Donnelly, WB, 1959
 Charles Severance, WB, 1960
 Gene Tedford, WB, 1961
 David Leake, LE, 1963, QB, 1964, OE/
 KS, 1965
 Bill Young, DB, 1966, 67, 68, 69
 Jimmy Allen, DB, 1970
 Bill Cole, DB, 1972,73, 74, 75
 Greg Graves, TB, 1976

Roland James, DB, 1977, 78, 79
 John Lerda, DB, 1981
 Terry Brown, DB, 1983, 84, 85, 86
 Lee England, WR, 1987, 88, 89
 Andy Kelly, QB, 1988
 Chris Russ, P, 1990
 Jerry Colquitt, QB, 1991, 92,93,94
 Shawn Snyder, QB, 1995, 96
 Cedrick Wilson, WR, 1998,99,00
 Julian Battle, DB, 2002
 Jerrone Hale, WR, 2002
 Bo Hardegale, QB, 2004,05,06
 Ben Greene, DB, 2006
 Eric Berry, DB, 2007,08,09
 Justin Worley, QB, 2011,12,13, 14

15

Edwin Cheek Duncan, HB, 1937, 38
 James Aurelia, HB, 1939, 40, E, 1941
 Albert Sabato, QB, 1942
 Jimmy Doerr, B, 1944
 Hubert Becker, B, 1946, 47
 Charles Dowdy, WB, 1948
 Joe Yost, LE, 1949
 Sam Rutigliano, RE, 1951, E, 1952
 Bill Spooner, E, 1953
 Edric Owen, WB, 1955
 Bill Anderson, WB, 1956, 57
 Bobby Moore, WB, 1958
 Mike Simmons, WB, 1959
 Jerry Enslay, WB, 1960, 61, 62
 Billy Tomlinson, WB, 1963
 Skip Edwards, WB, 1964, DB, 1965, 66
 John Rippetoe, QB, 1967, 68, 69
 Bob Bowers, DB, 1972,73
 Eddy Powers, DB, 1974, 75, 76, 77
 Mike Terry, DB, 1979
 Alvin Jones, QB, 1981
 Tim Norton, QB, 1983
 Jack Sells, DB, 1984
 Kent Elmore, P, 1986, 87
 Carl Pickens, WR, 1989, 90, 91
 Lance Wheaton, QB, 1992,93,94
 Tim Sewell, DB, 1995, 96,97,98
 A.J. Suggs, QB, 1999,00
 Kelley Washington, WR, 2001,02
 Turk McBride, DL, 2004
 Jim Bob Cooter, QB, 2004,05,06
 Sinclair Cannon, DB, 2005,06,07
 E.J. Abrams-Ward, WR, 2008
 Mike Fromke, QB, 2010
 Janzen Jackson, DB, 2009,10
 Tyrin Fairman, DB, 2011,12
 Marlin Lane, Jr., TB, 2012,13,14

16*

Walter Wood, QB, 1937
 Lloyd Broome, FB, 1938, 40
 Bob Hicks, C, 1941
 Ben Miller, C, 1944, 45
 Roger Aubrey Coggins, BB, 1946, 48, 49
 Earl Campbell, RG, 1950, 51, G, 1952
 John Cvetnick, FB, 1953
 Bill Gent, WB, 1958
 Frank Canale, WB, 1960
 Don Henson, WB, 1962, LE, 1963
 Dewey Warren, QB, 1964, 65, 66, 67
 Jim Maxwell, QB, 1969, 70, 71
 Butch Thompson, WR, 1972
 Ricky Heath, DB, 1973, 74

Gary Braden, DB, 1975, 76
 Jeff Boone, K, 1977
 Phil Ingram, DB, 1978
 Darryal Wilson, DB, 1979, WR, 1980
 Steve Alatorre, QB, 1981
 Tommy Sims, DB, 1983, 84, 85
 Sterling Henton, QB, 1987, 88, 89, 90
 Victor Brown, DB, 1992,93
Peyton Manning, QB, 1994,95,96,97
*(*Retired in Honor)*
 Rashad Baker, DB, 2001,02,03
 Rick Clausen, QB, 2004,05

17

Sam Bartholomew, FB, 1937, HB,
 1938, 39
 Chester Roberston, HB, 1940
 Don Bazemore, B, 1945
 Hal Littleford, B, 1946, 47, TB, 1948,
 49
 Joe Maiure, BB, 1950, 51, B, 1952
 Charles Gookin, E, 1953
 Buddy Scott, WB, 1955
 Bobby Sandlin, WB, 1956, 57, 58
 Pat Augustine, WB, 1959, 60
 Frank Musgrave, WB, 1961
 Tim Fell, WB, 1963
 Dick Hart, TB, 1964
 Dick DeHart, DB, 1965, QB, 1966
 Phil Pierce, QB, 1969, 71, DB, 1970
 John Yarbrough, WR, 1972, 73, 74, 75
 Dee Reviere, LB, 1976
 Steve Hatfield, DB, 1977
 Bobby King, QB/WR, 1979, 80
 Junior McBride, WR, 1982
 John McClennon, RB, 1983
 Greg Hargis, LB, 1985, 86, 87
 Lee Wood, WR, 1989, 90
 Kevin Wendelboe, KS, 1991
 Quincy Prigmore, RB, 1992,93,94,95
 Tee Martin, QB, 1997,98,99
 John Rattay, QB, 2000
 C.J. Fayton, WR, 2002,03,04,05
 Nick Stephens, QB, 2007,08,09
 Brent Brewer, DB/LB, 2010,11,12,13
 Tyler Page, QB, 2011
 Joe Stocstill, QB, 2012
 Devin Smith, QB, 2014
 Dillon Bates, LB, 2014

18

Elmer Disspayne, E, 1937
 Nickolas Weber, HB, 1938, 39, 40
 Bill Zimmerman, B, 1941
 R.A. Long, HB, 1942
 Allen Law, B, 1944
 Bob Lund, B, 1945, 46, 47, WB, 1948
 Francis Stupar, RE, 1949, LE, 1950
 Bill (Moose) Barbish, BB, 1951, LB,
 1952, QB, 1953
 Bob Smithers, WB, 1956
 Ken Waddell, WB, 1959, 60
 Frank Canale, WB, 1961, 62
 Bubba Wyché, DB, 1965, 66, QB,
 1967, 68
 Bubba Dudley, QB, 1969
 Jon Sapp, DB, 1972, 73
 Phil Doolin, DE, 1974
 Craig Colquitt, PK, 1976, 77
 Carlton Peoples, DB, 1980
 Sam Aiello, QB, 1982
 Troy Hale, WR, 1984, 85, 86, 87

Kent Elmore, P, 1989
 Dale Carter, DB, 1991
 DeRon Jenkins, DB, 1993,94,95
 Gerald Griffin, DB, 1997,98,99
 Lee Wheeler, WR, 2001
 Christian Chauvin, PK, 2001
 Jason Allen, DB, 2002,03,04,05
 B.J. Coleman, QB, 2008
 Tyler Wolf, DB, 2009,10
 Izauea Lanier, DB, 2011
 Jason Croom, WR, 2012,13,14
 Joe Stocstill, LB, 2013
 Michael Cantwell, LB, 2014

19

Bill Markey Luttrell, T, 1937
 Bob Andridge, HB, 1938, 39, 40
 Bob Slater, B, 1941
 Walter Slater, HB, 1942
 Jack Redding, B, 1944
 R.A. Long, B, 1945, 46
 W.C. Cooper, B, 1947, TB, 1948, 49, 50
 Hal Hubbard, BB, 1951, B, 1952, QB,
 1953
 David Shields, WB, 1960
 Hubert McClain, WB, 1961
 Bob Petrella, WB, 1963
 Hal Wantland, QB, 1964, WB, 1965
 Rusty Kidd, QB, 1967
 Sammy Hair, DE, 1972, 73, 74
 Hayes Gilliam, WR, 1975, 76
 Jim Sheffer, DB, 1977
 Johnny Watts, DB, 1978, WR, 1979
 Carlton Peoples, DB, 1981, 82
 Jeff Francis, QB, 1985, 86, 87, 88
 Kevin Wendelboe, KS, 1989
 Mose Phillips, RB, 1991, 92,93,94
 Mark Levine, RB, 1995, 96,97
 Shawn Seabrooks, DB, 1999
 Eric Campbell, DB, 2000
 Alex Walls, PK, 1999,00,01,02
 John C. Henderson, H/P, 2003,04
 Jarod Parrish, DB, 2004,05,06,07
 Chris Donald, LB, 2008,09
 Nick Lamaison, QB, 2009,10
 Tyler Coombes, DB, 2011,12,13
 Devrin Young, RB/WR, 2011,12,13,14
 David Priddy, DB, 2014

20

Joe Little, C, 1937, 38
 Fred Newman, FB, 1939, 40, B, 1941
 Richard "Dick" Huffman, T, 1942,46
 George Murray, T, 1944, 45
 Bill Padgett, LT, 1948
 Bert Reichard, WB, 1949, 50, 51
 Ed Godzak, RH, 1953
 Don Rushin, BB, 1954
 Stockton Adkins, BB, 1955, 56, 57
 Jim Cartwright, BB, 1958, 59, 60
 Ken Honea, BB, 1961, 62, 63
 Walter Chadwick, TB, 1965, 66, 67
 Bill Baker, WB, 1968
 Gary Theiler, WB, 1969, OE, 1970,
 TE, 1971
 Gary Rankin, DB, 1972, 73, 74
 Thomas Rowsey, DB, 1975, 76, 77
 John Warren, P, 1979, 80, PK, 1981, 82
 Charles Benton, DB, 1984, 85, 86
 Keith Denson, DB, 1988, 89, 90
 Joey Chapman, PK, 1991, 92,93
 Chester Ford, RB, 1994,95, 96
 Brian Lynch, P, 1997

Travis Henry, RB, 1998,99,00
 Derrick Tinsley, WR, 2002,03,04
 Demetrice Morley, DB, 2006
 Nevin McKenzie, LB, 2008
 Geoff Courtney, WR, 2009
 Mike Edwards, DB, 2009
 Rajion Neal, RB, 2010,11,12,13
 Cortez McDowell, DB, 2014

21

Buist Warren, QB, 1937, 38, 39, 40
 Chas Bierley, B, 1945
 Dick Jordan, E, 1946
 Leon McCoy, C, 1947
 Kenneth Donahue, RT, 1949, LT,
 1948, 50
 Mack Franklin, LE, 1951, E, 1952, 53
 Wayne Hutcheson, BB, 1955
 William "Bill" Bennett, BB, 1956, 57
 Tom Husband, BB, 1958
 Frank Davis, BB, 1959
 A.B. Clevenger, BB, 1960
 Vic Ferrari, B, 1963
 Bob Petrella, WB, 1964, DB, 1965
 Richard Callaway, WB, 1966, 68, TB,
 1967, 69
 Nick Carmichael, DB, 1970
 Dennis Chadwick, QB, 1971, WR, 1972
 Larry Seivers, WR, 1973
 Stanley Morgan, WB, 1974, 75, 76
 Marcus Starling, SE, 1977, WR, 1978
 Greg Bridges, DB, 1980
 Jimmy Colquitt, PK, 1982, P, 1983, 84
 Preston Warren, DB, 1987, 88, 89, 90
 Brian Rains, KS, 1991
 Heath Shuler, QB, 1991, 92,93
 Maurice Stanley, WR, 1995
 Phillip Crosby, RB, 1997,98,99
 Cedric Houston, RB, 2002,03,04
 Gerald Riggs Jr., RB, 2005
 Austin Rogers, WR, 2006,07,08,09
 Nick Jackson, DB, 2010
 Da'Rick Rogers, WR, 2010,11
 Riyahd Jones, DB, 2013,14
 David Priddy, DB, 2013
 Logan Fetzner, WR, 2014

22

Thomas (Red) Harp, QB, 1937
 Johnny Butler, QB, 1939, 40, B, 1941
 Junnie Whittaker, HB, 1942
 Billy Carter, B, 1944
 Ralph Chancey, B, 1946, 47, FB,
 1948, 49
 Tommy Jumper, LG, 1950, 51
 Frank McCroskey, B, 1952, G, 1953
 Ron Meeks, BB, 1954
 Vic Michel, BB, 1956
 Billy Smith, BB, 1960
 Jackie Cotton, WB, 1964, MM, 1965
 Richmond Flowers, WB, 1966, 67
 Andy Bennett, DB, 1970, TB, 1969, 71
 Ricky Townsend, K, 1972, 73, 74
 Marcus Starling, DB, 1975, 76
 Wayne McCoy, RB, 1977
 Avery Huff, DB, 1978, WR, 1979, TE,
 1980
 Charles Davis, DB, 1983, 84, 85, 86
 Floyd Miley, DB, 1988, 89, 90, 91
 Jesse Sanders, LB, 1993,94,95
 Corey Terry, DL, 1997,98
 Anthony Sessions, LB, 1999,00
 Robert Boulware, DB, 2002,03,04

Matt Gurdak, WR, 2002
LaMarcus Coker, RB, 2006,07
David Harrington, P, 2009
Rod Wilks, DB, 2008,09,10,11,12
Reggie Juin, TB, 2011,12
Malik Foreman, DB, 2013,14

23

Larry Tanner, T, 1938, 39
William 'Billy' Bevis, QB, 1942, B,
1941, 44, 45
Walter Slater, B, 1946
Don Hill, WB, 1951
Ralph Adams, G, 1952
Kenneth Sadler, BB, 1956, 57, 58
Wayne Coleman, BB, 1959, 60, 61, 62
Bobby Gratz, BB, 1963, FB, 1964
Tommy Jernigan, TB, 1965, QB, 1966,
WB, 1967, DB, 1968
Merlyn Hood, WB, 1970, WR, 1971
Tommy West, TE, 1973, 74, 75
Ken Sanderson, SE, 1976, 77, WR, 1978
Daryl Harper, DB, 1981, RB, 1982,
WR, 1983
Wesley Pryor, WR, 1984, 85, 86
Earnest Fields, LB, 1988, 89, 90, 91
Shawn Summers, DB, 1993,94,95
James Braswell, DB, 1996
Dwayne Goodrich, DB, 1997,98,99
Corey Larkins, RB, 2001,02,03,04
Ricardo Kemp, DB, 2006,07
Prentiss Wagner, DB, 2008,09,10,11,12
Cameron Sutton, DB, 2013,14

24

Gerald Hendricks, E, 1937, 38
Albert Hust, E, 1940, 41, 42
Red Arnold, B, 1945
Billy Joe Rowan, B, 1946, 47
Jerry Hyde, TB, 1951, B, 1952, RH,
1953
Bobby Jones, BB, 1957
George Shuford, BB, 1961, KS, 1962
Mike Reynolds, BB, 1963
Doug Archibald, FB, 1964, MM, 1965
Lanny Pearce, TB, 1967
Haskel Stanback, TB, 1971, 72, 73
Eddie Lawson, RB, 1974
Glen Powers, DB, 1975
Frank Foxx, TB/RB, 1976, 77, 78
Clyde Duncan, RB, 1980, DB, 1981, 82,
WR, 1983
Tony Thompson, RB, 1987, 88, 89, 90
Aaron Hayden, RB, 1992,93,94
Shawn Bryson, RB, 1996,97,98
Charles Small, DB, 2000,01,02
Andy Kerr, PK, 2003
Antwan Stewart, DB, 2004,05,06
DeAngelo Willingham, DB, 2008
Cory Eichholtz, DB, 2010
Eric Gordon, DB, 2009,10,11,12
Deanthonie Summerhill, RB, 2011,12,13
Taylor Spivey, LB, 2013
Derrell Scott, RB, 2014
Michael Williams, DB, 2014

25

Joe Black Hayes, G, 1937
Walter 'Babe' Wood, QB, 1938
William 'Bill' King, HB, 1940, B, 1941
Bubba Walling, B, 1945

Jim Powell, E, 1946, 47, LE, 1948
Vincent Kaseta, LE, 1949, RE, 1950, 51
Bob Fry, E, 1952, 53
Bob Gleaves, BB, 1954, 55, 56
Tommy Cheek, BB, 1958, 59
Tommy Donnelly BB, 1960
Taft Hefner, BB, 1961
David Murphy, WB, 1965, DB, 1966, 67
Tom England, MM, 1968, DB, 1969
Eddie Brown, DB, 1971, 72, 73
Chuck Sanford, RB, 1974, 75
Stan Grant, DB, 1976, 77
Glenn Ford, RB, 1979, 80, 81
John McClennon, RB, 1982
Jim Miller, RB, 1983, 84, 85, 86
Jeremy Lincoln, DB, 1988, 89, 90, 91
Richie Noe, LB, 1992
Jay Graham, RB, 1994,95,96
Travis Stephens, RB, 1998
Tony Campbell, LB, 2001,02
Kip Hartman, WR, 2003
James Wilhoit, PK, 2003,04,05,06
Steven Hensley, P, 2008,09
Art Evans, DB, 2007,08,09,10,11
Quenshaun Watson, TB, 2012
Josh Smith, WR, 2013,14
Trevor Daniel, P, 2013
Aaron Medley, PK, 2014

26

Frank Crawford, T, 1937
Wesley Ott, HB, 1938
Hobart Jones, T, 1941
Bernard 'Bunzy' O'Neil, QB, 1939,40,
HB, 1942
Bill Beeler, B, 1945
Alan Fielden, B, 1946, 47, RE, 1948,
49
Frank Alexander, RE, 1950, 51, E, 1952
Frank Davis, BB, 1958
Albert Dorsey, DB, 1965, 66, 67
Tim Priest, DB, 1968, 69, 70
Jim Watts, DB, 1972, 73, 74
Chip Linebarier, DB, 1975, 76, 77, 78
Willie Gault, WR, 1980, 81, 82
Vernon Bass, DB, 1984, 85, 86
Beau Mainous, DB, 1988
David Bennett, DB, 1989, 90, 91, 92
Shane Begnaud, DB, 1994,95,96,97
Myles Atherton, RB, 1998
Leonard Scott, WR, 1999,00,01,02
Corey Campbell, DB, 2004,05
Michael Odell, WR, 2009
Daniel Lincoln, PK, 2007, 08, 09,10
Derrick Brodus, PK/P, 2011,12
Geraldo Orta, DB, 2012,13,14
Jaye Rochelle, WR, 2013
Treyvon Paulk, RB, 2014

27

Sam Levine, G, 1937
Warren Vick, E, 1940, 41
Bill Nichols, B, 1945
Jack Armstrong, B, 1946, 47, BB,
1948
Hank Lauricella, TB, 1949, 50, 51
Dave Griffith, LH, 1953
Jim Beutel, BB, 1954, 55
David Emory, BB, 1957
Gene Gann, BB, 1958, 59, 61
Sam Robertson, BB, 1962, 63
Mike Price, DB, 1965, 66, WB, 1967,

68
Jon Murdic, DB, 1973, 74
Gary Hardeman, DB, 1975, 76
Greg Gaines, DB, 1977, 78, 79, 80
Rick Wilkinson, DB, 1982, 83
Eric Swanson, WR, 1984, 85
Dirk Borgognone, PK, 1987
Greg Burke, KS, 1989, 90
Jim Gilliam, KC, 1991
Kendrick Jones, WR, 1992,93,94
Travis Cozart, RB, 1995
Al Wilson, LB, 1996,97,98
Pryor Fleming, RB, 2000,01,02 ,03
Ben Greene, DB, 2004
Arian Foster, RB, 2005,06,07,08
David Oku, RB, 2009,10
Nick Brannum, DB, 2009,10
Jacob Carter, WR, 2011
Justin Coleman, DB, 2011,12,13,14

28

Pryor Bacon, HB, 1937, 38, 39
James 'Jim' Swartzinger, HB, 1940,
B, 1941
John Martin, C, 1944
Jack Wade, B, 1945
Joseph Regina, T, 1946
Jack Stroud, T, 1947, RT, 1948, LT,
1949, 50
Dan Sekanovich, LE, 1951, E, 1952, 53
Ford Quillen, BB, 1958, 59
Pat Downey, BB, 1961, 62, 63
Gary Wright, KS, 1965, 66, 67
Wayne Spain, DB, 1968, 69, 70
Steve Safford, DB, 1972
Joe DeFillippo, RB, 1974, 75
Steve A. Davis, DB, 1976, 77
Anthony Hancock, WR, 1979, 80, 81
Victor McDaniel, DB, 1983
Keith Davis, RB, 1985, 86, 87, 88
Tavio Henson, DB, 1989, 90, 91, 92
Raymond Austin, DB, 1994,95,96
Myles Atheron, RB, 1997
Dominique Stevenson, LB, 1998,99
Derek Williamson, PK, 2000
Dominique Stevenson, LB, 2000,01
Keldrick Williams, RB, 2002
David Yancey, RB, 2004
Jared Hostetter, DL, 2004
Chris Brown, TE, 2005,06,07
Tauren Poole, RB, 2008,09,10,11
Deion Bonner, DB, 2012
Lemond Johnson, DB, 2013,14

29

Alvin Rice, E, 1937
William Foster, HB, 1939
Maxwell Partin, B, 1941, 45, 46
Gene Felty, T, 1947, C, 1948, 49, 50
Wayne Watson, C, 1951, LB, 1952
Rich Zimmer, DB, 1967
Ed Lozzi, FB, 1968
Bill McGlothlin, LB, 1970
Steve Slack, LB, 1972
Russ Rabenstein, DB, 1973, 74, 75
Danny Martin, DB, 1977, 78, 79, 80
Vince Clark, DB, 1982, 83, 84
Vando Davis, DB, 1986, 87, 88, 89
Kenneth Campbell, RB, 1990, 91, 92
Brent Kilpatrick, WR, 1994
Heath Smargiasso, DB, 1995,96

Mikki Allen, DB, 1997,98,99
 O.J. Owens, DB, 2001,02,03
 Brad Blaylock, P, 2001
 Inquris 'Inky' Johnson, DB, 2005,06
 Stephen White, RB, 2009
 Stephaun Raines, DB, 2009,10
 Tom Smith, RB, 2011,12,13
 Evan Berry, DB, 2014

30

Benn McFarlin, G, 1937
 Harry Ford, E, 1939, HB, 1940
 Casey Stephenson, B, 1944, 45
 Bob Stewart, B, 1946, 47
 Jimmy Cameron, TB, 1948
 Jody Ellis, TB, 1950
 Ollie Keller, TB, 1951
 Tommy Priest, FB, 1954, 55
 Neyle Sollee, FB, 1957, 58, 59
 Pat Canini, FB, 1960, 61, 62, 63
 Tim Grizzell, FB, 1965
 Jim Weatherford, WB, 1966, DB,
 1967, 68
 Gordon Turnage, DB, 1970, 71, 72
 David Parsons, DB, 1974, 75, 76
 Mike Gaiter, RB, 1977, DE, 1978
 Junior Reid, DB, 1979, RB, 1980
 Kenneth 'B.B.' Cooper, RB, 1982,83,84
 Cedric Kline, LB, 1986, 87, 88, 89
 Marc Jones, RB, 1990
 Roc Powe, RB, 1991, 92
 Charlie Garner, RB, 1993
 Cory Gaines, DB, 1995,96,97
 Andre Lott, DB, 1998,99,00,01
 Philip Newman, PK, 2003
 Ryan Fusco, PK, 2004
 David Holbert, TE, 2005,06,07
 Shane Reveiz, LB, 2009,10,11
 Max Arnold, DB, 2011,12
 Alden Hill, TB, 2012,13
 Deanthonie Summerhill, RB, 2014
 Devin Williams, DB, 2014

31

Van Kelly, C, 1937
 James 'Jimmy' Coleman, E, 1938,
 39, 40
 Charles Mitchell, B, 1941, QB, 1942, 46
 Kennie McRee, G, 1944, 45
 Tommy Slack, BB, 1948
 Fred Mason, RG, 1949
 Charley Stokes, LT, 1950, 51
 Bernard Ballick, C, 1952
 Pat Oleksiak, FB, 1954
 Tommy Bronson, FB, 1955, 56, 57
 Bill Encinosa, FB, 1958, 59
 Marty Baracca, FB, 1960, 61
 Stan Mitchell, FB, 1963, 64, 65
 Bob Mauriello, FB, 1966, 67
 David Beckler, OE, 1968
 Curt Watson, FB, 1969, 70, 71
 Terry Moore, RB, 1973, 74, 75
 Rand Willard, LB, 1976
 Jesse Briggs, RB, 1977, 78
 Doug Furnas, RB, 1981, 82
 Jim Dunkin, LB, 1983, 84
 Jim Aszman, P, 1986
 Tom Bronson, LB, 1987, 88
 Rick Brackney, DB, 1989
 Keith Jeter, RB, 1990, 91, 92
 Jim Bencik, WR, 1994
 James Smith, DB, 1995

Robert Loudermilk, PK, 1996,97
 Jamal Lewis, RB, 1998,99
 Gerald Riggs, Jr., RB, 2003,04
 Marsalous Johnson, DB,
 2006,07,08,09
 Tino Thomas, DB, 2012,13
 Justus Pickett, RB, 2013,14

32*

Joe Wallen, FB, 1937, 38, 39
**William 'Bill' Nowling, B, 1941, FB,
 1940, 42 (*Retired In Honor)**
 Carl Smith, FB, 1956, 57, 58
 Bunny Orr, FB, 1959, 60, 61
 Jim Sullivan, FB, 1962, 63, 64
 Jimmy Glover, DB, 1965, MM, 1966, 67
 Steve Wold, FB, 1968, 69, 70
 Paul Careathers, RB, 1972, 73, 74
 Mike Huskisson, RB, 1975
 Junior Reid, DB, 1978
 Hubert Simpson, RB, 1979, 80
 Mike Moeller, MG, 1983
 Charles Wilson, RB, 1984, 85, 86, 87

33

James Cowan, T, 1937, 38
 Richard 'Dick' Mulloy, E, 1939, 40, 41
 William Hillman, HB, 1942
 Leonard Bellis, E, 1944, 45
 Bill Hillman, B, 1946
 Horace 'Bud' Sherrod, E, 1947, LE,
 1948,49,50
 Ray Byrd, FB, 1951, B, 1952, RH, 1953
 Tom Tracy, FB, 1954
 Bob Glascott, FB, 1955, 57
 Jack Nichols, FB, 1960, 61
 Bruce Mulkey, FB, 1962
 John Pinkerton, FB, 1964
 Benny Dalton, DB, 1966, 67, 68, 69
 Lamar Caldwell, LB, 1970, 71, 72
 Dan Fair, FB, 1974, 75, 76
 Gary Moore, RB, 1977, 78, 79
 John Brown, RB, 1980
 Johnnie Jones, RB, 1982, 83, 84
 Keith DeLong, LB, 1985, 86, 87, 88
 Dewayne Dotson, DE, 1990
 James Stewart, RB, 1992,93,94
 Derrick Edmonds, DB, 1997,98,99
 Jabari Greer, DB, 2001,02,03
 Jonathan Hefney, DB, 2005,06,07
 Ja'Kouri Williams, RB, 2008
 Toney Williams, RB, 2009,10
 Jaron Toney, TB, 2011
 LaDarrell McNeil, DB, 2012,13,14

34

William McCarren, HB, 1937, 38
 Ike Peel, HB, 1939, 40, B, 1941
 Mark Major, B, 1944, 45, 46, 47
 Fred Fogarty, FB, 1949
 Gary Herrmann, LT, 1951, T, 1952
 Jack Willis, FB, 1955
 Sammy Burklow, FB, 1956, 57, 58
 J.W. Carter, FB, 1959, 60, 61
 Jerry McKelvy, FB, 1964
 Lee Mace, FB, 1965
 Richard Pickens, FB, 1966, 67, 68
 Anthony Edwards, LB, 1969, DE,
 1970, 71
 Hank Walter, LB, 1972, 73, 74
 Rand Willard, RB, 1975
 Dennis Wolfe, DE, 1976, LB, 1977, 78
 James Berry, RB, 1979, 80, 81

Tanner Holloman, RB, 1983
 Jessie Martin, RB, 1984
 Reggie Brown, RB, 1985
 Reggie Cobb, RB, 1988, 89
 Armondos Fisher, LB, 1991, 92,93
 Steven Johnson, DB, 1995,96,97,98
 Travis Stephens, RB, 1999,00,01
 Jabari Davis, RB, 2002,03,04
 Dorian Davis, LB, 2007
 Herman Lathers, LB, 2008,09,10,11,12
 Jalen Reeves-Maybin, LB, 2013,14
 Patrick Toole, PK, 2013

35

Robert Sneed, QB, 1937, 38
 Robert Morris, FB, 1939
 Lawrence Zontini, B, 1941, HB, 1942
 John Manning, B, 1944, 45
 George Balitsaris, B, 1946, 47, FB,
 1948
 John O'Grady, FB, 1949
 Basil Drake, WB, 1950
 Stan Lis, WB, 1951, B, 1952
 Edd Cantrell, E, 1953
 Jan Craig, FB, 1954, 55
 Hilrey Carr, FB, 1945, 58
 Frank Musgrave, FB, 1962
 Jack Patterson, TB, 1964, FB, 1963,
 65
 Tom Callaway, FB, 1967, 68, MM, 1969
 Sid Witherington, RB, 1972, 73, 74
 Rick Berkhan, RB, 1975
 Nate Sumpter, TB/RB, 1976, 77, 78,
 79
 Chuck Coleman, RB, 1981, 82, 83
 William Howard, RB, 1984, 85, 86, 87
 Clemmons McCroskey, RB, 1989, 90
 Cleon Mitchell, RB, 1992,93
 Shawn Johnson, LB, 1996,97,98
 Justin Satterfield, RB, 1999
 Chip Waters, PK, 1999
 Steven Lee, PK, 2000
 Jason Mitchell, LB, 2002,03,04,05
 Elix Wilson, LB, 2006,07,08
 Robert Nelson, LB, 2009,10,11
 David Page, TE, 2012
 Jaron Toney, DB, 2012,13
 Ryan Ault, P/PK, 2014
 Troy Waites, P, 2014

36

Ed Molinski, G, 1938, 39, 40
 John Francis, T, 1941,46,47
 Dick Jordan, E, 1942
 George Kelly, C, 1944
 Bob Lewis, B, 1945
 Clarence Hewgley, RT, 1948
 Gene Burgin, LG, 1949
 Vic Kolenik, E, 1952
 Lon Herzbrun, FB, 1955
 Bill Gent, FB, 1957
 Ray Dalton, FB, 1962
 Jerry Smith, FB, 1963
 Tim Fell, WB, 1964, MM, 1965
 Lee Mace, TB, 1966
 Don McLeary, FB, 1968, 69, TB, 1970
 Bill Rudder, FB, 1971, 72, 73
 Ricky Davis, DB, 1974, 75
 Kelsey Finch, TB/RB, 1976, 77, 78
 Roger Jordan, RB, 1980, 81
 Pete Panuska, WR, 1983, RB, 1984,
 85, 86
 Mark Fletcher, DB, 1988, 89, 90, 91

Steve Johnson, P, 1993
 Troy Edge, WR, 1994,95,96
 Michael Traa, DB, 1997
 Maurice 'Buck' Fitzgerald, DB,
 1998,99,00,01
 Dusty Ishii, DB, 2003
 Roshawn Fellows, DB, 2004,05,06
 Chad Cunningham, P, 2007
 Anthony Anderson, DB, 2008,09,10,11
 Cody Blanc, WR, 2012
 Ryan Ault, P, 2013
 Gavin Bryant, LB, 2014

37

Bowden Wyatt, E, 1936, 37, 38
 Willard Norton, T, 1939
 Clayton Stapleton, G, 1941,46,47
 Ben Huddleston, E, 1942
 Luther Kesterson, T, 1944, 45
 Bill Baker, C, 1948
 Don Bordinger, LG, 1949, RG, 1950, 51
 Ed Thomas, G, 1952
 Lee Mace, WB, 1964
 Ken Scott, WB, 1965
 Jimmy Thomas, DB, 1967, 68, 69
 Conrad Graham, DB, 1970, 71, 72
 Mike Poland, DB, 1973, 74
 Glen Powers, TB, 1976
 Pete Haley, LB, 1977
 Clark Duncan, DB, 1978, 79, 80
 John Brown, RB, 1981
 Bryan Coffey, LB, 1985, 86
 Adam Epstein, PK, 1987, 88
 Carey Baker, RB, 1990
 Jesse Sanders, LB, 1992
 Neal Kerney, RB, 1993,94
 Bo Campbell, RB, 1995
 Peerless Price, WR, 1996,97,98
 Eddie Moore, LB, 2000,01,02
 Ryan Fusco, PK, 2005
 Antonio Gaines, DB,
 2004,05,06,07,08
 Nigel Mitchell-Thornton, LB, 2009,10
 Brian Randolph, DB, 2011,12,13,14
 Jayson Sparks, RB, 2014

38

Delbert Melton, T, 1937, 38
 Robert Broome, G, 1940
 Denny Ledford, T, 1941,45
 Alfred Russas, E, 1942
 Dick Reagen, T, 1944
 Jim Vugrin, G, 1946, 47, RG, 1948,
 LG, 1949
 John Michels, LG, 1950, 51, G, 1952
 Bobby Moore, FB, 1957
 Allen Tansil, DB, 1967
 Tim Townes, DB, 1970, 71, 72
 Al Szawara, FB, 1973, 74, 75, 76
 Donnie Oldham, LB, 1978
 Carlton Armstrong, RB, 1980, 81
 Gino Magdos, LB, 1983
 Eugene McIntyner, DB, 1984, 85
 Mike Via, LB, 1986
 Chris Treece, DB, 1987, 88
 Jeff Tullis, DT, 1990, 91, 92
 Greg Johnson, LB, 1994,95,96
 Bill Hurst, P, 1998
 Roger Alexander, DL, 1999
 Seth Reagan, H/P, 2000,01,02
 Brandon Johnson, DB, 2004
 Ben Greene, DB, 2005

David Campbell, P, 2007
 Antonio Wardlow, DB, 2006,07
 Cory Eichholtz, WR, 2009
 C.J. Fleming, DB, 2008,09,10
 Scott Bubis, FB, 2011
 Justin King, FB/LB, 2012,13,14
 Nikolay Timoshchuk, LB, 2013
 Jay Rochell, WR, 2014

39

George Hunter, E, 1936,37, E, 1938
 Ray Cannon, C, 1939
 Edward Osborne, C, 1940, E, 1941
 Jim Powell, E, 1942
 Carroll Wood, E, 1944, 45, 46
 Charles Flora, E, 1947, RE, 1948, 49,
 50
 Paul Walker, T, 1952
 Bob Williams, T, 1953
 Jim McNamara, MM, 1965
 Ken Scott, MM, 1966
 Don Carpenter, TB, 1969, DB, 1970
 Pike Jones, FB, 1972
 Brian Arquitt, DB, 1973
 Kevin Davis, DE, 1975, 76
 Johnny Watts, SE, 1977
 Bobby Thompson, RB, 1978
 Vernon Phillips, RB, 1981
 Duan Henry, LB, 1983
 Tim Welch, DB, 1984, 85
 Kelly Days, DB, 1987, 88, 89,90
 Randy Banks, DB, 1991
 Jack Jakobik, DB, 1992
 Brad Symonds, DB, 1994
 Larry Binion, P, 1995,96
 Andre James, LB, 1998,99,00,01
 Robert Williams, FB, 2004,05
 Ryan Karl, LB, 2005,06,07
 Grant Jessen, LB, 2011
 Ben Bartholomew, FB,
 2008,09,10,11,12
 Michael Cantwell, LB, 2012,13
 Kendal Vickers, DL, 2013,14

40

Ralph Eldred, E, 1937, 38
 Webster Hubbell, T, 1939, 40, 41
 Don Shipley, C, 1945
 Dillard Whittier, B, 1946
 Bobby Brengle, B, 1952, TB, 1953, 54
 Al Carter, TB, 1955, 56, 57
 Bobby Finley, TB, 1958, 59
 Jackie Pope, TB, 1960
 Hal Wantland, QB, 1963
 Mike Mondelli, DB, 1965, 66, 67
 Mike Jones, TB, 1968, MM, 1969
 Kevin Milam, TB, 1971
 Ernie Ward, DB, 1973, 74, 75
 Bobby Emmons, FB, 1976, RB, 1977,
 78
 Lyon Fleming, RB 1979
 Bill Bates, DB, 1980, 81, 82
 Lavoisier Fisher, LB, 1983, 84, 85
 Shazzon Bradley, DT, 1988,89, 90, 91
 Chris Harris, DB, 1993
 Billy Ratliff, DL, 1996,97,98,99
 Dustin Colquitt, P, 2001
 Marvin Mitchell, LB, 2003,04,05,06
 Nick Reveiz, LB, 2007
 Jake Storey, LB, 2009
 Chris Cates, WR, 2010,11

Austin Johnson, FB/LB, 2008,09,10,11
 Raiques Crump, LB, 2012,13
 Alex Ellis, WR/TE, 2012,13
 Dimarya Mixon, DL, 2014

41

Marion Perkins, FB, 1937
 Jack Siphers, E, 1938, T, 1939
 Orvid Pauley, T, 1941
 Billy Brooks, B, 1944
 Henry Hampton, G, 1945
 Charles Cummins, E, 1946, 47, LE,
 1948, 49
 Roger Vest, C, 1950, 51, 52
 T.L. Clow, TB, 1954, 55
 Paul Caver, TB, 1957
 Babe Craig, TB, 1958
 David Shields, TB, 1959
 Jim Derwin, QB, 1963
 John Paty, WB, 1964
 Jim Mondelli, DB, 1965, MM, 1966,
 67,68
 Roger McKinney, DB, 1969, TB, 1970
 Steve Chancey, FB, 1971, 72, 73
 Mark Dunbar, LB, 1974, 75
 Rick Powers, LB, 1976
 Chevette Suttle, DB, 1977, 78, 79, 80
 Tony Miller, DB, 1984
 Bob Garmon, P, 1985, 86, 87
 Reggie Ingram, LB, 1990, 91, 92,93
 Troy Pratt, DB, 1995,96
 Chris Ramseur, LB, 1998,99
 Robert Peace, LB, 2000,01,02,03
 Jared Hostetter, DL, 2005,06
 Dennis Rogan, DB, 2008,09
 Sam Edgmon, FB, 2010
 Dontavis Sapp, DB/LB, 2011,12,13
 Elliott Berry, LB, 2014

42

Bob Suffridge, G, 1938, 39, 40
 James 'Jim' Meyers, G, 1941, 42,46
 John Chadnock, G, 1944, 45
 Charles Meyer, BB, 1949, 50, 51
 Ronald Gust, B, 1952, E, 1953
 George Wright, TB, 1956, 57, 58
 Jere Disney, TB, 1959
 Bobby Morton, TB, 1961, 62, QB, 1963
 Billy Tomlinson, TB, 1964, 65
 Doug Hanlon, WB, 1967
 Lanny Pearce, TB, 1968, 69
 Robert Lassiter, OE, 1970, WR, 1971,
 72, 73
 Steve White, LB, 1974
 Craig Colquitt, P, 1975
 Thomas Jefferson, RB, 1975
 Val Barksdale, DB, 1978, 79, 80
 Joe Cofer, LB, 1983, DB, 1984
 Wes Rakestraw, LB, 1985
 Roland Poles, RB, 1987, 88, 89, 90
 George Kidd, LB, 1992,93,94,95
 Kevin Foley, RB, 1996
 Eric Westmoreland, LB,
 1997,98,99,00
 Shannon Benton, DB, 2002
 Brad Sharp, FB, 2002
 Daniel Brooks, LB, 2004,05
 LaMarcus Thompson, LB,
 2007,08,09,10
 Charles Karlosky, TE, 2009,10
 Nigel Mitchell-Thornton, LB, 2011
 Derrick Brodus, PK, 2012,13,14

Charles Folger, TE/DL, 2012,13
Chris Weatherd, LB, 2014

43

Charles Fields, G, 1937
Henry Noel, G, 1939, 40, 41
Claude McQuady, G, 1944, 45
Dick Fulton, G, 1946
John Gruble, E, 1947, LE, 1948, 49, 50
Bob Fisher, LT, 1951, T, 1952, 53
Gene Etter, TB, 1958, 59,60
Mallon Faircloth, TB, 1961, 62, QB,
1963
Harold Stancell, TB, 1964, DB, 1965,
66
George Silvey, DB, 1969, FB, 1970,
TB, 1968, 71
Mike Gayles, FB, 1974, 75, 76
Terry Daniels, LB, 1978, RB, 1979, 80,
DB, 1981
Sam Henderson, RB, 1983, 84, 85
Jeff Gibson, LB, 1987
Scot Sparks, DB, 1988
Keith Steed, RB, 1989, 90
Tom Hutton, P, 1992,93,94
David Leaverton, P/PK, 1997,98,99,00
Chris Heath, DB, 2002,03,04
David Yancey, TE, 2005,06
Roy Olasimbo, RB, 2007
Ryan Hill, FB, 2008
Savion Frazier, LB, 2008,09,10
Martaza Jackson, DL, 2011
Dakota Summers, TE, 2011,12,13
Matt Darr, P, 2012,13,14

44

John 'Skeeter' Bailey, HB, 1937, 38
Kenneth Bales, QB, 1939
William 'Bill' Meek, HB, 1940, B, 1941,
QB, 1942
T.J. Hill, E, 1944
Ray Stanzak, B, 1945
Clarence Hewgley, T, 1946
Bill Ford, C, 1950
Andy Romeo, TB, 1951
Jimmy Wade, TB, 1954
Danny Webb, TB, 1955, 57
Bill Majors, TB, 1958, 59, 60
David Shields, TB, 1961
Wayne Bush, TB, 1962, QB, 1963
Jerry Smith, TB, 1964, DB, 1965, 66
Don McLeary, TB, 1967
Nick Showalter, MM, 1968
Bobby Majors, TB, 1969, DB, 1970, 71
Neil Clabo, P, 1972, 73, 74
Greg Graves, RB, 1975
Craig Puki, LB, 1976, 77, 78, 79
Alvin Toles, RB, 1982, LB, 1983, 84
Mike Kelley, LB, 1986, 87
Chuck Webb, RB, 1989, 90
Mario Brunson, RB, 1991, 92,93
Craig King, LB, 1995,96
Austin Kemp, LB, 1998,99
Michael Brewster, RB, 2001
Omar Gaither, LB, 2003,04,05
Josh Hawkins, LB, 2008,09
Sam Thomas, P, 2009, 10
Maurice Couch, DL, 2011,12,13
Jakob Johnson, LB, 2014

45*

Jack Whitehead, T, 1939

Joe Newman, G, 1941
Arthur Brandau, C, 1942
Russ Dobelstein, T, 1944, 45
Ronald Schuler, G, 1946
Ray Elkas, LG, 1948, 49
Edwin Morgan, WB, 1950, 51, B, 1952
Roger Urbano, E, 1953
Johnny Majors, TB, 1954, 55, 56
*(*Retired In Honor)*
George Canale, TB, 1960, 61, 62
Jackie Cotton, QB, 1963
Ron Jarvis, TB, 1964, 65, FB, 1966, 67
Marty Shuford, LB, 1969
Steve Poole, LB, 1973, 74, 75
Carlton Gunn, LB, 1979
Carl Zander, LB, 1982, 83, 84
Darrin Miller, LB, 1986, 87
Shon Walker, LB, 1988, 89, 90, 91
Nick Jester, LB, 1993,94,95,96
Jonathan Sweet, LB, 1998
Will Bartholomew, FB, 1998,99,00,01
William Revill, FB, 2002,03
Cory Anderson, FB, 2005,06
Kevin Cooper, FB, 2008,09,10
A.J. Johnson, LB, 2011,12,13,14
Austin Bolen, FB, 2011,12,13
Jace Stubbs, FB, 2014

46

Douglas Hereford, C, 1937
Clay Whitehead, E, 1938
Elwood Powers, E, 1939, 40
Denver Crawford, T, 1942
Warren Dickson, B, 1944
Denver Crawford, T, 1946, 47
Dave Markloff, WB, 1949, 50
John 'Tex' Davis, LE, 1951, E, 1952
Tommy Hall, WB, 1964
Manley Mixon, LB, 1968, 69, DE, 1970
David Poley, DE, 1972, 73, 74
Lyonel Stewart, LB, 1975
Robert Malone, WB, 1976
Johnny Chavis, MG, 1977, 78
Johnny Williams, DT, 1982 MG, 1981,
83
Jesse Messimer, LB, 1985, 86
Stanley Jones, DB, 1987
Eric Riffer, LB, 1988, 89, 90, 91
John Emery, DE, 1993,94,95
Jeremy Fitzgerald, RB, 1996
Raynoch Thompson, LB, 1997,98,99
Andrew Crossley, FB, 2003
Karlton Neal, DL, 2001,02,03,04
Andre Mathis, DL, 2006,07,08,09
Channing Fugate, FB, 2010,11,12
Max Arnold, DB, 2013,14
Logan Cavendar, LB, 2013

47

Edward Cifers, E, 1937, 38, 39, 40
Patrick 'Pat' Lenahan, E, 1941, 42
Don Webber, T, 1945
Claude Hill, B, 1946, 47, FB, 1948
Richard 'Dick' Ernsberger, FB, 1949,
50, 51
Ted Schwanger, FB, 1953
Bobby Gordon, TB, 1955, 56, 57
Ronnie Mangle, DB, 1966
Bobby Patterson, TB, 1967, 68, 69
Dave Somerville, WR, 1972, 73
Jim Markert, TE, 1974
David French, LB, 1974

Russ Williams, DB, 1975, 76, 77
Lemont Holt Jeffers, LB, 1979, 80,
DE, 1981
Bob Moorhead, LB, 1982, DB, 1983
Greg Amsler, RB, 1987, 88, 89, 90
Bill Dilleme, RB, 1991
Tim Frost, DB, 1992
Tyrone Hines, LB, 1993,94,95,96
Matt Blankenship, LB, 1998,99
Kurston Biggers, LB, 1998,99,00
Steve Mugleston, LB, 2003
Dustin Colquitt, P, 2002,03,04
Britton Colquitt, P, 2005,06,07,08
Jerod Askew, LB, 2009,10
Gregory Grieco, LB, 2011
Chip Rhome, PK/P, 2010,11
John Propst, LB, 2011,12,13
Joe Stocstill, TE, 2014

48

Melvin Lampley, T, 1937, G, 1938
Ralph Johnson, G, 1939
James 'Jim' Chadwell, T, 1941, 42
Bo Stewart, T, 1944
Billy King, B, 1945
Paul Gearing, T, 1946, 47, LT, 1948, 49
Carl Eschenbach, RE, 1950
Dan Butler, LT, 1951, T, 1952, 53
Bill Baker, TB, 1966, DB, 1967
Ronnie Weir, DB, 1969
Danny Jeffries, DB, 1970, 71, 72
Rocky Goode, TB, 1973
Jim Embry, LB, 1974
Carl Velander, LB, 1975, 76
Mark Burns, LB, 1980, 81, 82
David Walker, LB, 1986, 87, 88
J.J. Surlas, DT, 1989, 90, 91, 92
Grey Barker, RB, 1995
Jeremy Fitzgerald, RB, 1997
Jerrold Hayden, LB, 1998
Sammy Frogg, P, 1999,00
Thomas Stallworth, LB, 2001
Sudan Ellington, FB, 2003
Cory Anderson, FB, 2004
Ellix Wilson, LB, 2005
Todd Vinson, RB/P, 2006
Adam Myers-White, LB, 2007,08
Greg King, LB, 2009,10,11,12,13
Ryeon Wedley, FB, 2012
Alex Ellis, TE, 2014

49*

Rudy Klarer, G, 1941, 42
*(*Retired In Honor)*

Gene Huff, G, 1944
Carroll Young, TB, 1956
Jim Lowe, TB, 1958
Glenn Glass, TB, 1959, 60, 61
Larry Watson, TB, 1962
Art Galiffa, QB, 1963
Bob Mauriello, TB, 1968
Johnny Thompson, LB, 1970, 72
John Tharpe, LB, 1973, 74
Danny Emery, LB, 1975
Rick Berkhan, FB, 1876, RB, 1977
Steve Castleman, LB, 1978
Dale Schneitman, P, 1979
Jake Tillman, LB, 1981
Kelly Ziegler, LB, 1984, 85, 86, 87

50

Edwin Sellers, C, 1938

GENERAL

STAFF

PLAYERS

REVIEW

HISTORY

HONORS

VOLMANAC

RECORDS



Don 'Speedy' Edmiston, T, 1939, 40, 41
 Paul Lipscomb, T, 1942
 Robert Folger, B, 1944
 Ray Ashley, G, 1945
 Bob Hicks, C, 1946, 47
 J.W. Sherrill, WB, 1948, 49, 50
 Bill Addonizio, RG, 1951
 Greg Maushart, B, 1952
 Bubba Howe, C, 1954, 55, 56
 Bill Gudalis, C, 1958, 59
 L.T. Helton, C, 1960, 61, 62
 Frank Emanuel, C, 1963, 64 LB, 1965
 Paul Naumoff, LB, 1966
 Steve Wold, DE, 1967
 Chip Kell, C, 1968, OG, 1969, 70
 Steve Urukub, C, 1971, 72, 73
 Andy Spiva, LB, 1974, 75, 76
 Jeff Polofsky, OG, 1977
 Danny Spradlin, LB, 1978, 79, 80
 Jeff McMichael, LB, 1981, 82
 Johnny Hibbett, OG, 1984, 85, 86
 Tom Myslinski, OG, 1988, 89, 90, 91
 Bill Duff, DL, 1994,95,96,97
 Keyon Whiteside, LB, 1999,00,01,02
 Nick Wilson, LB, 2004
 Bill Martin, DS, 2005
 Josh McNeil, OL, 2006,07,08,09
 Raiques Crump, LB, 2011
 Omari Phillips, DL, 2012
 Corey Vereen, DL, 2013,14

51

Max Steiner, G, 1937, 38, 39, 40
 Patrick 'Pat' Connelly, G, 1941, 42
 E.J. Asbury, G, 1944, 45
 Andrew Settles, E, 1946
 Bob Patterson, RG, 1951
 Jerry Moore, C, 1954
 David Conway, C, 1959
 Jerry Milchin, C, 1960, 61, 62, 63
 Steve Ellspermann, C, 1964
 Charles Iorio, C, 1965
 Dick Ellis, LB, 1966
 Mike Bevans, C, 1969, 70
 Bobby Thomas, C, 1971
 Mike Demastus, C, 1972, 73, 74, 75
 Steve Porter, C, 1976, 77, 78
 Mike Jarrard, C, 1980
 Reggie McKenzie, LB, 1982, 83, 84
 T.J. Miles, C, 1986
 Todd Crutchfield, LB, 1987
 John Fisher, C, 1988, 89, 90, 91
 Brent Gibson, OL, 1994,95,96
 Kevin Gregory, DS, 1998,99
 Andre Taylor, DI, 2001,02
 Robert Ayers, DL, 2005
 Brett Barnes, LB, 2008
 Vladimir Richard, OL, 2007,08,09
 John Propst, LB, 2010
 Kenny Bynum, LB, 2012,13,14

52

William Leffler, G, 1937
 Hodges 'Burr' West, T, 1938, 39, 40
 Eugene Field, G, 1941
 Joe Steffy, G, 1944
 Howard O'Neal, C, 1946
 Dennis Babb, LE, 1949
 Lawrence Crowson, TB, 1951,52
 Ray Brann, C, 1956, 57, 58
 Warren Blankenship, C, 1959, 60, 61
 Joe DeMelfi, C, 1962

Rod Harkleroad, C, 1964, 65, 66
 Todd Denny, C, 1967
 Larry Johnston, LB, 1968
 Jackie Walker, LB, 1969, 70, 71
 Paul Johnson, C, 1973, 74, 75
 Lionel Stewart, LB, 1976, 77, 78
 Jack Jolley, C, 1979, 80
 Raleigh McKenzie, C, 1982, 83, 84
 Milton Gordon, LB, 1986
 Tony Clemmons, C, 1988, 89
 Craig Martin, C, 1990, 91
 Mark Holland, C, 1993,94
 Mark Ingram, OL, 1995,96
 Kevin Gregory, DS, 1997
 Cossey Coleman, OL, 1998,99
 Brian Word, LB, 2002
 Rob Smith, OL, 2003,04,05
 Victor Thomas, DT, 2007,08,09,10
 Christian Harris, LB, 2011,12,13
 Joe Henderson, DL, 2014

53

Boyd Clay, T, 1937, 38, 39
 Leonard Simonetti, T, 1940, 41, 42
 Mike Paidousis, T, 1944, 45, 46
 Gene Burgin, G, 1947
 George Carlovich, RT, 1951, B, 1952
 Tom Priest, FB, 1953
 Charles Scholes, C, 1954
 Dave Stottlemeyer, C, 1955, 56, 57
 J.W. Ditmore, C, 1958, 59
 Norbert 'Bert' Ackermann, C, 1962, 63, 64
 Alex Melas, MG, 1965
 Mitch Mutter, OT, 1966, C, 1967
 Bruce Jackson, C, 1968
 Ben Bass, C, 1969
 Tom Johnson, C, 1970, 71, 72
 Andy Troxler, LB, 1973
 Joe Mills, OG, 1974
 Greg Jones, LB, 1975, 76, 77
 Mark Rosenbaum, OG, 1978, DE, 1979
 Glenn Streno, C, 1981, 82, 83
 Otis Coffey, DT, 1985
 Mark Jenkins, LB, 1986
 Carey Bailey, DT, 1988, 89, 90, 91
 Mark Graves, C, 1993,94
 Geric Smith, LB, 1995
 Toby Champion, OL, 1997,98,99,00
 Cory Anderson, LB, 2003
 Jerod Mayo, LB, 2005
 Adam Myers-White, LB, 2006
 Morgan Cox, DS, 2007,08,09
 Jake Storey, LB, 2010,11
 J.R. Carr, LS, 2012,13
 Justin Thomas, LB, 2013
 Colton Jumper, LB, 2014

54

Bob Fulton, T, 1937
 Marshall 'Abe' Shires, T, 1938, 39, 40
 James O'Brien, T, 1941
 Harry Coleman, E, 1942
 Raymond Schlieden, E, 1944
 Bill Grissom, C, 1945
 Joe Sabol, T, 1946
 Russ Dobelstein, LT, 1948, LE, 1949
 Francis Holohan, LT, 1950, RT, 1951, G, 1952
 Frank Menendez, C, 1963
 Chuck Iorio, LG, 1964
 Bob Johnson, DT, 1965, C, 1966, 67

David Browne, C, 1968, 69, 70
 Eddie Wilson, LB, 1971, 72, 73
 Robert Morton, DE, 1974, 75
 Rick Powers, LB, 1977, 78
 Rob Thompson, OT, 1980, C, 1979, 81
 Dale Jones, LB, 1982, 83, 84, 85, 86
 Houston Thomas, LB, 1988, 89, 90
 Rodney Riddick, OT, 1991, 92,93
 Diron Robinson, OL, 1995,96,97,98
 Wesley Holmes, DL, 2002
 Eric Young, OL, 2004,05,06,07
 William Brimfield, OL, 2008,09
 Isaac Mobley, OL, 2011
 Jordan Williams, DL, 2011,12,13,14
 Danny Finch, LS, 2014

55

William Sanders, T, 1937
 Samuel Ray Graves, G, 1939, C, 1940, 41
 Mason Propps, E, 1942
 David Bailey, T, 1944
 Earle Brown, G, 1945
 George Kelly, C, 1946
 Frank Trubits, RE, 1950, 51
 John Miltens, E, 1952
 Ronald Meeks, QB, 1953
 Lamar Leachman, C, 1955
 Ray Moss, C, 1956, 57, 58, 59
 Mike Lucci, C, 1960, 61
 Tom Fisher, C, 1963, LG, 1964, LB, 1965
 Doug Archibald, LB, 1966
 Clifton Stewart, OG, 1967
 Dave Filson, LB, 1968, 69
 John Nix, LB, 1970
 Art Reynolds, LB, 1971, 72, 73
 Mike Overton, C, 1974, 75, 76
 Craig Cantrell, MG, 1979, LB, 1980, 81
 Dale Sanderson, C, 1982, 83
 Bryan Kimbro, LB, 1985, 86, 87, 88
 Ryan Peterson, DT, 1990, 91, 92,93
 Ron Green, DT, 1995,96,97,98
 Clay Bostic, OL, 1999
 Terriea Smalls, DL, 2000,01,02,03
 Jessie Mahelona, DI, 2004,05
 Dan Williams, DL, 2006,07,08,09
 Jacques Smith, DL, 2010,11,12,13
 Coleman Thomas, OL, 2014
 Cody Underwood, LB, 2014

56

George 'Bob' Woodruff, T, 1937, 38
 Earl Brown, G, 1939, 40
 Charles Wildman, E, 1944, 45, T, 1946, 47
 Jim Haslam, RT, 1949, LT, 1950, 51, T, 1952
 Bill Lanter, C, 1954, 55, 56, 57
 Buddy King, C, 1958
 Duke Volmer, C, 1961
 Taft Hefner, C, 1962
 Reggie Jellicorse, C, 1964, 65
 Wayne Smith, C, 1967, 68, LB, 1969
 Greg Pennekamp, LB, 1970
 Brian Woods, OT, 1972, 73
 Mike Rotella, DT, 1974
 Robert Shaw, C, 1975, 76, 77, 78
 Tim Rumsey, C, 1980, 81, 82
 Duan Henry, LB, 1984
 David Dodd, OG, 1985, 86, 87
 Chad Goodin, C, 1988, 89

Chuck Smith, DE, 1990, 91
 Chester Ford, DT, 1993
 Ayan Martin, LB, 1996,97
 Thomas Stallworth, LB, 1998
 Bernard Jackson, DL, 1999,00,01
 Jon Poe, LB, 2003,04,05
 J.R. Carr, LS, 2009
 Nick Reveiz, LB, 2008,09,10
 Curt Maggitt, LB/DL, 2011,12,13,14

57

Alfred Thomas, G, 1937, 38, 39
 H.R. Proffitt, G, 1945
 James Martin, RT, 1948
 Andy Myers, RT, 1949, 50, 51, G, 1952
 Dick Disbrow, E, 1953
 Steve Ellspermann, C, 1965, 66
 Steve Kiner, LB, 1967, 68, 69
 Jamie Rotella, LB, 1970, 71, 72
 Ron McCartney, DE, 1973, 74, 75
 Terry Anderson, LB, 1977, 78
 Steve Davis, DE, 1979
 Curt Singer, OT, 1981, 82, 83
 Daryle Smith, OT, 1984, 85, 86
 Brian Spivey, C, 1989, 90, 91, 92
 Leland Taylor, DT, 1994
 Chris West, DL, 1996,97
 Travis Colston, LB, 1999,00
 Ovince Saint Preux, LB, 2002,03,04
 Nick Guess, DS, 2007
 Gerald Williams, DL, 2008,09,10
 Mack Crowder, OL, 2011,12,13,14
 Andrew Henry, LS, 2012,13,14

58

Bill Luttrell, T, 1938, 39, 40
 Robert Corry, E, 1941
 Patrick 'Buddy' Pike, E, 1944, 45, 46
 Roy 'Looney' Smith, G, 1947, LG,
 1948, RG, 1949, LT, 1950
 Chuck Bender, WB, 1951
 John McWilliams, G, 1952, T, 1953
 Joe Roe, C, 1955, 56, 57
 Tom Husband, C, 1959, 60
 Art O'Neal, C, 1962, 63
 Vin Mayes, LG, 1964
 Jimmy Hahn, MG, 1965, 66, 67, 68
 Ray Nettles, LB, 1969, 70, 71
 Mike Rotella, DT, 1972
 Bobby Kilzer, C, 1973, 74
 Charlton Webb, C, 1975
 Donnie Stowers, OT, 1976
 Dee Reviere, LB, 1977, 78
 Steve Knight, OT, 1981 OG, 1982, 83
 Bob Jenkins, OG, 1984, 85, 86
 Tim Stafford, C, 1987
 Todd Kelly, DE, 1989, 90, 91, 92
 Brandon Ashley, DE, 1994
 Andrew Large, OL, 1996
 Darwin Walker, DL, 1997,98,99
 Rashad Moore, DL, 2000,01,02
 James Turner, LB, 2005,06
 Donald Langley, DL, 2007,08
 Marlon Walls, DL, 2009,10,11,12,13
 Owen Williams, DL, 2014
 Aaron Adams, OL, 2014

59

Allen Ramsey, C, 1937
 Calvin Sexton, G, 1938
 Eugene Young, G, 1940
 Andy McCutcheon, T, 1944

Chan Caldwell, E, 1945, 46, 47
 Hazen Kreis, RE, 1949
 Bob Ball, C, 1951, 52
 Jack Reynolds, C, 1957
 Mike Costello, C, 1959
 Jim Bates, LB, 1965, 66, 67
 James Woody, MG, 1968
 Carl Johnson, C, 1969, DT, 1970, DE,
 1971, 72
 Dave Brady, OT, 1974, 75, 76
 Joe Gibson, C, 1977
 Alan Lynn, C, 1978, 79
 David Scandrett, DT, 1981, 82, OLB,
 1983
 Mark Hovanic, DT, 1984, 85, 86, 87
 Mike Stowell, OG, 1989, 90, 91
 Sam Pinner, OL, 1994,95,96,97
 Judd Granzow, LB, 1999
 Victor McClure, OL, 2001,02
 Adam Miles, DS, 2003,04,05
 Nick Guess, DS, 2008,09,10,11
 Matt Giampapa, LS, 2012,13,14
 Gregory Greico, LB, 2012,13,14

60

Melvin Herring, HB, 1937
 Wallace Cantrell, E, 1939
 Ermal Howard, G, 1941
 Charles Snowden, T, 1942
 Albert Boehmer, T, 1944
 Tom Blake, T, 1945
 Harry Johnson, T, 1946
 Bill Pearman, T, 1947, RT, 1949, 50,
 LT, 51
 Darris McCord, T, 1952, 53
 Charles Coffey, G, 1954, 55
 Jack Edgmon, G, 1956
 Wade Cormany, G, 1957
 Bob Brown, LG, 1958, 59
 Larry Richards, RG, 1960, 61, 62
 Ed Phillips, LG, 1963
 Robbie Franklin, MG, 1964, 65, OG,
 1966
 Stan Himelsbaugh, OG, 1967
 John Keller, OT, 1969, OG, 1968, 70
 Gene Killian, OG, 1971, OT, 1972, 73
 Ed Sears, OG, 1974
 Leo Milewicz, OG, 1974
 Rhea Laws, OT, 1974
 Steve White, LB, 1975, 76
 Jim Noonan, MG, 1977, 78, 79, 80
 Alexander Mills, OG, 1982
 Tony Williams, DT, 1983, OT, 1984, 85
 Dwayne Williamson, DT, 1986
 Robbin Perry, OT, 1987, 88
 Jim Fenwick, OG, 1990, 91
 Ralph Nelson, OG, 1993,94,95
 Matt Goodin, DL, 1997,98
 Robert Stolarick, DS, 2000
 Chavis Smith, OL, 2001,02,03
 Kirk Swearinger, OL, 2006
 Carson Anderson, OL,
 2008,09,10,11,12
 Austin Sanders, OL, 2013,14

61*

Willis Tucker, C, 1939, 40
 (*Retired In Honor)

Horace Moore, C, 1944
 Hal Bridges, G, 1955, 56
 Wayne Grubb, G, 1957, RG, 1958,
 59, 60

Steve Coleman, RG, 1961
 Carl Ellis, LG, 1962, RG, 1963
 Bobby Morel, RG, 1964, MG, 1965, 66
 Kelley LaCoste, DT, 1967
 Clifton Stewart, C, 1968
 Claud Simonton, OG, 1969, DE, 1970
 Steve Mitchell, OG, 1971, DE, 1972, 73
 Chris Webster, OT, 1974
 Scot Farrar, OG, 1974
 Ralph Bullard, DT, 1975
 Brent Akin, OG, 1977
 Chris Bolton, LB, 1979, 80
 Gordon Roberts, DT, 1985

62*

Mike Balitsaris, E, 1939, 40, 41

Clyde Fusan, FB, 1942
 (*Retired In Honor)

Bill Kincaid, G, 1954, 55, 56
 Don Schultz, G, 1957, LG, 1958
 Jack Kile, LG, 1959, 60
 John Pierson, LG, 1961, 62
 Robbie Franklin, RG, 1963
 Bobby Gratz, OG, 1965
 Alex Melas, MG, 1966
 Joe Graham OG, 1967
 Gary Wemlinger, DT, 1968, 69
 Claud Simonton, DE, 1971, 72
 Bill Bandemier, LB, 1973, 74
 Brent Watson, OT, 1975, 76, 77
 David James, OG, 1980, 81, 82
 Johnny McAdams, OG, 1983, DT, 1984
 Nick Zecchino, C, 1987, 88

63

Norbert Ackermann, C, 1937, 38, 39, 40
 E.W. Bundy, B, 1941
 Bob Bobelstein, G, 1942, 44, 45
 Tom Brixey, T, 1946, RT, 1948, LT,
 1949
 Bobby Neyland, WB, 1950, 51, B,
 1952, RH, 1953
 Bruce Burnham, G, 1954, 55, 56
 Coy Franklin, G, 1957, RG, 1958
 Joe Foxall, LG, 1959, 60, 61, 62
 Clay Harkleroad, RG, 1963
 Mack Gentry, LT, 1964, DT, 1965, 66
 Ray Eilers, OG, 1967
 Don Denbo, OG, 1968, 69, 70
 David Campbell, LB, 1971, DE, 1972,
 73
 Roger Higginbotham, DT, 1974, 75
 Bill Weems, OG, 1976, DT, 1977
 Jani Trupovnieks, OT, 1978, 79, 80, 81
 Mike Furnas, OG, 1983
 Randy Atchley, OG, 1984
 Phil Stuart, OT, 1985, 86, 87, 88
 Rodney Gordon, OT, 1990, 91, 92
 Jeremy Shadrick, OL, 1996
 Josh Campbell, DS, 1997
 Jason Respect, OL, 2001,02,03,04
 Ell Ash, OL, 2005
 Adam Gillem, DL, 2007
 Kevin Revis, OL, 2009,10
 Evan Volner, OL, 2011
 J.R. Carr, LS, 2011
 Adam Eichelberger, OL, 2012
 Brett Kendrick, OL, 2013,14

64

Jim Rike, C, 1937, 38, 39
 Byron Hutchinson, T, 1940, 41, C, 1942

Richard Mullins, G, 1944
 Jack Carey, E, 1945
 Phillip Webb, B, 1946
 Jimmy Hill, BB, 1948, 49, 50
 Tom Joseph, RE, 1951, E, 1952
 Jim Ritchey, LG, 1954
 Lon Herzbrun, G, 1956, 57
 Don Patterson, RG, 1958, 59, 60
 Billy Smith, RG, 1961
 Arnold Pedersen, RG, 1962, LG, 1963
 Mike Reynolds, LG, 1964
 Terry Bird, OG, 1965, OT, 1966
 Jack Reynolds, LB, 1967, 68, 69
 Bill Emendorfer, DT, 1970, OG, 1971, 72
 Mike Rotella, OG, 1973
 Keith Autry, OG, 1974, 75
 Brad Watts, OT, 1976
 Charlton Webb, OG, 1977, 78
 Rory Cunningham, OG, 1979, 80, 81
 Steve Douglas, DT, 1983, 84, 85
 Chip Strickland, OG, 1986
 Kenny Morgan, DT, 1988, 89
 Mark Needham, DT, 1990
 Steve White, DE, 1992,93,94,95
 Scott Wells, OL, 2000,01,02,03
 Cameron Mayo, OL, 2005
 Malcom Rawls, OL, 2006
 James Stone, OL, 2010,11,12,13
 Ray Raulerson, OL, 2014

65

Bonnie Hodge, HB, 1937
 Paul Clark, G, 1939
 Albert 'Al' Rotella, T, 1941, 42, 46, 47
 Bill Padgett, T, 1945
 John Elkins, LT, 1948
 Frank 'Boomer' Boring, RT, 1949, 50, 51
 Tom Hensley, T, 1952, 53
 Bill Hubbard, LG, 1954
 Dick Piontkowski, G, 1955
 Bobby Urbano, G, 1956, 57, RG, 1958
 Paul Inglett, RG, 1959, LG, 1960, 61
 Steve DeLong, RG, 1962, 63, 64
 Ron Molaskey, OG, 1965
 Charles Rosenfelder, OG, 1966, 67, 68
 Phillip Fulmer, OG, 1969, 70, 71
 Larry Satterfield, OT, 1972, 73, 74
 Glenn Tucker, DT, 1975, 76, 77, 78
 John Gorence, OT, 1979
 Mike Furnas, OG, 1981, 82
 Robby Scott, MG, 1983, 84, 85, 86
 Patrick Lenoir, OT, 1988, 89, 90, 91
 Robert Poole, OL, 1994,95,96,97
 Dan Stacey, DS, 2000,01
 Brandon Jefferies, OL, 2003
 Jacques McClendon, OL, 2006, 07,08,09
 Joseph Ayres, DL, 2010,11
 Jacob Gilliam, OL, 2012,13,14

66

Emil Hust, E, 1939, 40, 41
 Royal Price, G, 1942,46, 47
 Robert 'Bob' Olafson, E, 1944, 45
 Harold Johnson, LG, 1948, BB, 1950
 Bill Dukes, LG, 1951
 Jim Demo, G, 1953
 Bill Johnson, G, 1955, 56, 57
 Ken Sadler, RG, 1959
 Bob Dalton, RG, 1960, 61, 62, 63
 Sam Robertson, LG, 1964, LB, 1965

Rick Marino, MG, 1967, LB, 1966, 68
 Richard Earl, OT, 1970, 71
 Lee Hidingler, LB, 1973, 74, 75
 Brent Akin, OG, 1976
 Alan Lynn, C, 1977
 Bill Christian, DT, 1978, 79
 Severin Anderson, MG, 1980, OG, 1981
 Ronnie Booker, MG, 1982
 Todd Kirk, C, 1984, 85, 86, 87
 Martin Williams, DT, 1989
 James Warren, OT, 1990
 Jason Layman, OT, 1992,93,94,95
 Thomas Stallworth, LB, 1999
 Sean Young, OL, 2001,02,03
 David Ligon, OL, 2004,05,06
 Cody Sullins, OL, 2007,08,09
 Marques Pair, OL, 2011,12,13,14

67

Clyde Graven, G, 1941
 Ozzie Meneses, B, 1944
 Ermal Howard, G, 1945, 46, 47, RG, 1948
 Ted Daffer, RG, 1949, 50, 51
 Bob Scott, G, 1953, 54, 55
 Duane Severs, G, 1956
 Joe Lukowski, G, 1957, LG, 1958, 59
 Bill Hillis, LG, 1960
 Ned Sullivan, LG, 1961, 62, 63
 Clay Harkleroad, RG, 1964
 Vin Mayes, OG, 1965, 66
 Tommy Baucom, OT, 1967, OG, 1968, DT, 1969
 John Wagster, DT, 1970, 71, 72
 Alan Lee, DT, 1973
 Mickey Marvin, OG, 1974, 75, 76
 Phil Sutton, OG, 1977, OT, 1978, 79
 Chris Wampler, DT, 1980
 Bill Mayo, OG, 1982, 83, 84
 Bill Bower, LB, 1985
 Kevin Simons, OT, 1986, 87, 88
 Greg Gerardi, OT, 1989
 Brad Seiber, OG, 1990
 David Bell, DT, 1991, 92
 Kevin Mays, OG, 1993, 94
 Chad Clifton, OL, 1996,97,98,99
 Chuck Prugh, OL, 2001,02,03,04
 Cameron Mayo, OL, 2006
 Minor Bowens, OL, 2009
 Caleb Leonard, OL, 2010
 Alan Posey, OL, 2011,12,13

68

Carl Hubback, G, 1937, 38, T, 1939
 Owen Lloyd, E, 1940,41, 42
 Hugh Blessing, E, 1944
 Hal Cameron, C, 1945
 Ben Huddleston, C, 1946, E, 1947
 James Seiber, RE, 1948
 James Markelonis, RG, 1950
 Bill Baxter, RG, 1954
 Andrew 'Bud' McFadden, G, 1955
 Gale Helton, G, 1957
 Rick Carver, RG, 1958
 Ralph Baldini, LG, 1959
 Bruce Mattox, LG, 1960, 61, 62
 Bill Cameron, LG, 1963, RT, 1964, DT, 1965
 Jim McNamara, OG, 1966
 Dave Filson, OG, 1967
 Ron Freer, DT, 1969, OT, 1970

Steve Cone, OG, 1972, 73, 74
 Danny Jenkins, DT, 1975, 76, 77
 Marshal Revis, OG, 1978
 Mike Jester, OG, 1979
 Leonard Jackson, MG, 1981
 Bruce Wilkerson, OT, 1983, 84, 85, 86
 Larry Smith, OG, 1989, 90
 Patrick Rhodes, OG, 1993
 Spencer Riley, OL, 1996,97,98,99
 Scott Newsome, DS, 2002,03,04
 Matt McGlothlin, DL, 2006
 Stephen Darville, 2008
 Marcus Jackson, OL, 2011,12
 Benson Napier, OL, 2014

69

Allen Chandler, C, 1942
 Edward Dillingham, G, 1944
 Vernon Hueser, C, 1946, 47, 48
 Jerry Morris, RE, 1949, C, 1950, 51
 Charles Johnson, T, 1952, 53
 Frank McCroskey, LG, 1954
 Carson Fraser, G, 1955
 Tommy Cheek, G, 1957
 Leon Smartt, LG, 1958, 59, 60
 Rex Dockery, RG, 1961, 62, 63
 Jerry McKelvy, OG, 1965
 Steve Puckett, OG, 1967, 68
 Rob Frere, OT, 1969, DT, 1970
 Carl Witherspoon, LB, 1971, 72
 Leo Milewicz, OG, 1973
 Joey Bowen, OT, 1974, 75
 Chris Webster, OG, 1977
 Mark Love, OT, 1978
 Johnny Hibbett, C, 1983
 Mike Rapien, OT, 1987, 88
 Richie Noe, LB, 1992
 Ethan Massa, OL, 1998,99
 Zach Davis, OL, 2001
 Jeremy Hayes, LB, 2003
 Ryan West, DS, 2005,06
 Cory Sullins, OL, 2008,09
 Allan Carson, DL, 2011,12,13
 Jay Heins, OL, 2013
 Jonathan Reynolds, OL, 2014

70

Bernard Gold, FB, 1942
 Bill Gold, B, 1946
 Jim Umberger, RG, 1949
 Tom Twitty, BB, 1950, 51
 Ed Chelski, B, 1952
 Bobby Naill, T, 1955
 Jim Deakle, T, 1956
 Jack Stokes, T, 1957, LT, 1958
 Tony Griffith, LT, 1959
 Tom Williams, RT, 1960, 61, 62
 Tom Johnson, RT, 1963
 Gerald Woods, OG, 1965
 Steve Carroll, OG, 1968, DT, 1967, 69
 Mike Johnson, OT, 1970
 Robert Pulliam, DT, 1972, 73, 74
 Jeff Walker, OG, 1975, 76
 Bill Marren, OT, 1977, OG, 1978, 79, 80
 Todd Upton, DT, 1982, OG, 1983, 84, 85
 Mike Chollman, OG, 1986
 Charles McRae, OT, 1987, 88, 89, 90
 Chris Alston, C, 1991, 92
 Trey Teague, OL, 1994,95,96,97
 Fred Weary, OL, 1999,00,01
 Cody Douglas, OPL, 2003,04,05

Darius Myers, OL, 2007,08
Ja'Wuan James, OL, 2010,11,12,13

71

Ronald Bergmeier, B, 1946, 47, WB, 1948, 49
Don McGuire, LG, 1950
John Powell, LG, 1951, G, 1952, 53
Darris McCord, RT, 1954
Jerry Hurst, T, 1955
Howard Jackson, T, 1956, 57, RT, 1958
Paul Tilson, RT, 1959
Harold Chambers, RT, 1960
Dick Husband, LT, 1961
Dale Brown, LT, 1962, 63
Derrick Weatherford, RT, 1964, DT, 1965, 66, 67
Steve Robinson, OT, 1968, 69, 70
Mike Mohrman, DT, 1972, 73, 74
Donnie Stowers, OG, 1975
Jim Woolfer, DT, 1975, 76
Greg Kapusta, OT, 1977
Jay Williams, OT, 1979, OG, 1978, 80
Mike Vaccarella, OT, 1981
Darrin Miller, LB, 1984, 85
Otis Coffey, OT, 1986, 87
Rex Hargrove, OG, 1988, 89, 90
Bubba Miller, C, 1992,93,94,95
Brent Beavers, DL, 1997
Reggie Coleman, OL, 1998,99,00,01
Steven Jones, OL, 2003,04,05,06,07
Dallas Thomas, OL, 2008,09,10,11,12
Dylan Wiesman, OL, 2013,14

72

George Cafego, QB/TB, 1937, 38, 39
Orvis Milner, B, 1946, 47, BB, 1948
Jimmy Hahn, BB, 1949, 50, 51
John McWilliams, RT, 1954
Frank Kolinsky, T, 1955, 56, 57
Stuart Ballengee, RT, 1958, 59
J.M. Dittmore, RT, 1960
Ed Beard, LT, 1961
Bob Watson, LT, 1962
John Eller, RT, 1963
Joe Graham, LT, 1964, DT, 1965, OT, 1966
Mike Bevans, DT, 1968
Jimmy Moss, OT, 1969
David Page, DT, 1972, 73, 74, 75
Ralph Bullard, DT, 1976, OT, 1977
Tim Ford, DT, 1978
John Matthews, OT, 1980, 81, 82, 83
Ray Robinson, C, 1985, 86, 87, 88
Chris Schuster, OT, 1989
James Wilson, DE, 1990, 91, 92,93
Jarvis Reado, OL, 1995,96,97,98
Heath Benedict, OL, 2003
Albert Toeaina, OL, 2004,05
Ramone Johnson, OL, 2007,08
Chase Phillips, OL, 2009
Zach Fulton, OL, 2010,11,12,13
Michael Sawyers, OL, 2014

73

Bob Cruikshank, B, 1941
Tom Drost, E, 1946, 47, LE, 1948
Frank Giles, RT, 1951
Charles Rader, T, 1954, 55, 56
Johnny Warwick, T, 1957
Ken Frost, LT, 1958, 59, 60
Dale Brown, RT, 1961

Bob Zvolerin, LT, 1962, 63
Terry Bird, LG, 1964
Gary Melton, OT, 1965, 66, 67
Ben Bass, OT, 1968
Gaylon Hill, OT, 1970, 71, OG, 1969, 72
Greg Phillips, OG, 1973, 74, 75, 76
Mike Cunningham, OG, 1977
Steve Kluge, OT, 1978
Lee North, C, 1979, 80, 81
John Bruhin, DT, 1983
Joel Farmer, C, 1984, 85
Doug Baird, OG, 1987, 88, 89, 90
Trey Peterson, OG, 1992,93,94,95
Josh Campbell, DS, 1998
Will Ofenheusle, OL, 1999,00,01,02
Michael Fogg, OL, 2005,06,07
Preston Bailey, OL, 2008
Brandon Galyon, OL, 2009
Chase Phillips, OL, 2010
Darin Gooch, OL, 2010,11,12
Jashon Robertson, OL, 2014

74

Nick Webber, HB, 1937
John Elkins, T, 1946
Colin Munro, RT, 1951, T, 1952, 53
Jim Smelcher, T, 1955, 56, 57
J.C. Schultz, LT, 1958
Cliff Marquart, RT, 1959, LT, 1960, 61
Joe Falco, LT, 1963, RT, 1962, 64
Dick Williams, DT, 1966, 67, 68
Lee Coleman, DT, 1969
David Beckler, OT, 1970
Phil Clabo, DT, 1972, 73, 74, 75
Ray Hawkins, DT, 1977
Bobby Brooks, DT, 1978
Lee Otis Burton, DT, 1979, 80
David Moon, OG, 1982, OT, 1983, 84
Brian Hunt, MG, 1985, 86, 87
Mark Moore, DT, 1988, 89, 90
Jeff Smith, OG, 1992,93,94,95
Bernard Gooden, OL, 1997,98,99,00
Richie Gandy, OL, 2002,03,04,05
Jarrod Shaw, OL, 2007,08,09,10
Antonio Richardson, OL, 2011,12,13
Dontavious Blair, OL, 2014

75

Thomas Smith, G, 1937, 38, 39
David 'Dave' Romine, G, 1940, 41, 42
James 'Jim' Sivert, B, 1946, C, 1948, BB, 1949
Gene Moeller, FB, 1950, C, 1951, LB, 1952
Charles Scholes, C, 1953
Dudley Hewette, T, 1954, 55
Bo Shafer, T, 1956, 57, LT, 1958
Charles Baker, RT, 1959, 60
Dick Evey, RT, 1961, 62, 63
Carl Ellis, RT, 1964
John Boynton, OT, 1965, 66, 67
Butch Frost, OT, 1968
Tim Persinger, DT, 1969
Allen Beardman, OT, 1970
Rob Freer, DT, 1971, 72
Mike Smith, DT, 1973, 74, 75
Blane Tidwell, OT, 1976, DT, 1977
Charles Gillespie, DT, 1979, 80, OG, 1981, OT, 1982
John Bruhin, OG, 1984, 85, 86, 87
Randy Hall, OG, 1989
Bernard Dafney, OT, 1991

Leslie Ratliffe, OT, 1992,93,94,95
Mercedes Hamilton, OL, 1996,97,98
Zach Davis, OL, 2000
Anthony Herrera, OL, 2000,01,02,03
Tyler Williams, OL, 2004
Anthony Parker, OL, 2005,06,07,08
JerQuari Schofield, OL, 2009,10,11
Isaac Mobley, OL, 2012
Marcus Jackson, OL, 2013,14

76

Jody Fisher, C, 1941, 42
Dick Webb, B, 1944
Robert Keesling, LE, 1948
Bill Jasper, C, 1949, 50, 51
Charles Coffey, G, 1953
John Gordy, T, 1954, 55, 56
Dick Krause, T, 1957, LT, 1958
Ken Lautzenheiser, LT, 1959
Paul Tilson, RT, 1961, LT, 1962
Bill Danychuk, LT, 1963, 64
Mitch Mutter, DT, 1965
Jerry Holloway, OT, 1966, 67, 68
Joe Balthrop, OT, 1969, 70, 71
Barry Howard, OT, 1972, 73
Charles Anderson, DE, 1974
Jesse Turnbow, OT, 1975
Phil Sutton, OT, 1976
Don Stowers, OT, 1977
Mike Jester, OG, 1978
Doug DeJarnatt, OG, 1979
David Brown, OG, 1981
Pat Langdon, OT, 1982
Harry Galbreath, OG, 1984, 85, 86, 87
Robert Todd, TE, 1989, 90, 91
Mark Upton, OT, 1993,94,95
Gentry Wright, DL, 1997
Justin Satterfield, DL, 1998
Paul Monroe, OL, 2001
Arron Sears, OL, 2004,05,06
Darris Sawtelle, OL, 2007
Daniel Hood, OL/DL, 2009,10,11
John Simcox, OL, 2013

77

Robert 'Bob' Foxx, HB, 1938, 39, 40
Robert 'Bobby' Cifers, B, 1941, HB, 1942
Buster Stephens, B, 1944, 45
Harold 'Herky' Payne, TB, 1949, 50, 51
Pat Oleksiak, B, 1952, LH, 1953
Bob Williams, T, 1954, 55
Lebron Shields, T, 1956, 57, RT, 1958, LT, 1959
Dick Wallace, LT, 1961
Jim Lowe, LT/RT, 1962, 63, 64, OT, 1965
Billy Dixon, DT, 1966
Alvah Bible, OT, 1968, 69, 70
David Shaffer, OT, 1971, 72, 73
Alan Lee, OG, 1974, 75
Scot Farrar, OT, 1976, 77
Tim Daniels, OG, 1979
Chris Wampler, DT, 1981, MG, 1982
Richard Cooper, DT, 1984, 85, 86
David Dodson, DE, 1988, 89
Greg Gerardi, OT, 1990, 91
Richard Howard, OG, 1993,94,95
Josh Tucker, OL, 1997,98,99
Michael Munoz, OL, 2001,02,03,04
Cody Pope, OL, 2007,08,09,10

GENERAL

STAFF

PLAYERS

REVIEW

HISTORY

HONORS

VOLMANAC

RECORDS



Kyler Kerbyson, OL, 2011,12,13,14

78

Harvey Moyer, C, 1946
 Martin Mayer, G, 1952
 Jerry DeLucca, T, 1954, 55
 David Vestal, T, 1956
 Roy Seals, T, 1957
 Don Cissell, RT, 1958,59, 60
 Bill Hammond, RT, 1961, 62, 63
 Elliott Gammage, OG, 1966, OT, 1965, 67
 Mike Gooch, OT, 1968
 Bobby Thomas, C, 1969, 70
 Ricky Molck, OT, 1972
 Roger Higginbotham, OT, 1973
 Joe Gallagher, OG, 1974, 75, 76
 Tim Irwin, OT, 1977, 78, 79, 80
 Craig Greer, OT, 1982
 David Douglas, OT, 1984, 85
 Antone Davis, OT, 1987, 88, 89, 90
 James Warren, OT, 1991, 92,93
 Will Newman, OL, 1995,96,97
 Tim Hodges, OL, 1999
 Guillaume Dumont, OL, 2001,02,03
 Ramon Foster, OL, 2005,06,07,08
 Alex Bullard, OL, 2011,12,13
 Charles Mosley, OL, 2014

79

Dave Uhlman, B, 1946
 Jack Beeler, B, 1947, TB, 1948
 Phil Secrist, WB, 1949
 Roger Rotroff, WB, 1950, RE, 1951, E, 1952, 53
 John Bobo, RT, 1954
 Ray Cox, T, 1955
 Joe Schaffer, T, 1956, 57, RT, 1958, 59
 Kenny Brown, LT, 1960, 61, 62
 Reggie Jelllicorse, LT, 1963
 John Crumbacher, LT, 1964, OT, 1965
 Frank Yanosky, DT, 1966, 67, 68, 69
 Mike Jones, DT, 1970, 71
 Mike Caldwell, OT, 1973, 74, 75
 Jesse Turnbow, DT, 1976, 77
 Mike Mason, DT, 1979
 Dwight Wilson, OG, 1980, 81
 Tony Bartley, OT, 1984
 Eric Still, OG, 1986, 87, 88
 Bill Schoenle, OG, 1990, 91
 Leland Taylor, DT, 1993
 Brad Lampley, OL, 1994,95,96,97
 Reggie Ridley, OL, 1999,00,01
 Chris Scott, OL, 2006,07,08,09
 Brock Collier, OL, 2011,12
 Thomas Edwards, OL, 2013,14

80

Kenneth Pruett, B, 1947, WB, 1948, FB, 1949, 50
 Bob Cloninger, C, 1951, 52, 53
 Keith Drummond, E, 1954, 55
 Carl Hannah, E, 1956, 57
 Charles Severance, LE, 1958
 David Duke, RE, 1959
 Jack Watson, RE, 1960
 Glenn Gray, LE, 1963, 64, DE, 1965
 Vic Dingus, DE, 1967, 68, 69
 Doug Jarboe, OE, 1970, WR, 1972
 Charles Anderson, TE, 1973
 Russ Neal, DE, 1974
 John Behrens, WR, 1975, 76

Mike E. Cofer, TE, 1979, 80, 81
 Laron Brown, WR, 1983, 84
 Terry Scott, WR, 1985
 Kennard McGuire, WR, 1987
 Anthony Morgan, WR, 1988, 89, 90
 Rodney Ruth, WR, 1992
 Billy Williams, WR, 1993,94
 Greg Kyler, WR, 1995,96
 Eric Parker, WR, 1997,98,99,00,01
 Sudan Ellington, TE, 2002
 Omar Harris, WR, 2003
 Britton Colquitt, P, 2004
 Jeff Cottam, TE, 2006,07,08,09
 Matt Milton, WR, 2010
 Corey Miller, DL, 2011,12,13
 Dylan West, WR, 2011,12,13
 Daniel Helm, TE, 2014

81

Dave Stevenson, C, 1946
 Pete Wedel, RE, 1951
 Edwin Halliday, T, 1952
 Wayne Gibson, G, 1953
 Bill Spooner, RE, 1954
 Murray Armstrong, E, 1956
 Mike LaSorsa, E, 1957, RE, 1958, LE, 1959, 60
 Whit Canale, LE, 1961, 62
 Ralph Anderson, LE, 1963
 Paul Naumoff, RE, 1964, DE, 1965
 Jim McDonald, DE, 1966, 67, 68
 David Beckler, OE, 1969
 Tim Fitchpatrick, WR, 1972, 73, 74, 75
 Jeff Smith, TE, 1982, 83, 84, 85
 Alvin Harper, WR, 1987, 88, 89, 90
 Dwayne Freeman, WR, 1992
 Benjie Shuler, WR, 1994,95,96,97
 Edward Kendrick, DL, 1999,00
 Tony Brown, WR, 2001,02,03,04
 Josh Briscoe, WR, 2005,06,07,08
 Josh Bigney, WR, 2009
 Mychal Rivera, TE, 2010,11,12
 Johnathon Johnson, WR, 2013,14

82

Al Russas, E, 1946, 47, RE, 1948
 Grady Gentry, RG, 1950
 Oaka Williams, RE, 1951
 Bill Taylor, E, 1952
 Bruce Burnham, G, 1953
 Edd Cantrell, E, 1954, 55, 56
 Bobby Overholt, E, 1957, LE, 1958
 Charles Severance, RE, 1959
 Ken Breeding, RE, 1960, 61
 Al Tanara, LE, 1962, 63, RE, 1964
 Clifton Stewart, DE, 1966
 Ken DeLong, OE, 1967, 68, 69
 Ken Lambert, DE, 1971, 72
 Mitchell Gravitt, TE, 1973, 74
 Charles Anderson, DE, 1975, 76
 Sam Prater, MG, 1978
 Robert Jones, WR, 1979
 Calvin Dickerson, LB, 1981, MG, 1982
 Daryle Smith, DT, 1983
 Charles Kimbrough, LB, 1985, 86, 87
 Marcus Evans, DT, 1989
 Charlie Longmire, WR, 1990
 David Horn, TE, 1992,93,94,95
 Eric Diogu, TE, 1997,98
 Marcus Carr, TE, 1999
 Ryan Boswell, WR, 2001,03

Bill Grimes, WR, 2004,05,06
 Ahmad Paige, WR, 2008
 Cory Eichholtz, WR, 2011
 Justin Meredith, TE, 2012,13
 Joe Stocstill, TE/FB, 2013
 Ethan Wolf, TE, 2014

83

Gaylon Wilson, E, 1946, 47
 Dave Reynolds, C, 1948
 Stokely Fulton, RG, 1951
 Bob Zumstorf, T, 1952, 53
 Charles Robinson, E, 1954, 55
 Dean Fisher, E, 1956, 57
 Al Sue, LE, 1958, 59
 Jerry Gowdy, LE, 1960, 61, 62, 63
 Whit Canale, LE, 1964
 Gary Vituccio, DE, 1965
 Rusty Kidd, OE, 1966
 Chick McGeehan, OE, 1968
 Frank Howell, DE, 1969, DT, 1970, 71
 Jon Burnett, DE, 1973, 74
 John Murphy, TE, 1975, 76, 77
 Buck Walker, WR, 1979
 John Wade, DE/TE, 1980
 Ricky Holt, DE, 1982, LB, 1983, 84
 Sam Graddy, WR, 1985, 86
 Mark Adams, TE, 1988, 89, 90, 91
 Nilo Silvan, WR, 1993,94,95
 Tyrone Graham, DB, 1997,98
 Courtney Rogers, TE, 2001
 Victor McClure, TE/FB, 2003,04
 Todd Campbell, WR, 2007
 Denarius Moore, WR, 2007
 Zach Rogers, WR, 2009,10,11,12
 Cody Blanc, WR, 2013,14

84

Norman Meseroll, T, 1946, 47, RT, 1948, 49
 Dan Laughlin, LG, 1950, RT, 1951
 Dick Mayock, T, 1952
 Roger Urbano, E, 1954, 55, 56
 Marvin Phillips, E, 1957, LE, 1958, RE, 1959, 60
 Pat Augustine, RE, 1961, 62
 Austin Denney, RE, 1963, LE, 1964, OE, 1965, 66
 J.B. Merritt, OE, 1967, 68
 Sonny Leach, TE, 1969, 70, 71, 72
 David Love, WR, 1973, 74, 75
 Brian Ingram, DE, 1978, 79, 80, 81
 Bruce Garrett, LB, 1983, 84
 Joey Howard, DT, 1986, 87
 Robert Davis, WR, 1989
 Chris Benson, WR, 1989
 Jerry Teel, TE, 1990, 91
 Shane Burton, DT, 1993,94,95
 Neil Johnson, TE, 1997,98,99,00
 Jomo Fagan, WR, 2002,03,04
 Chris Walker, DL, 2008,09,10
 Brendan Downs, TE, 2011
 Cordarrelle Patterson, WR, 2012
 Woody Quinn, TE, 2013,14

85

Charles Baker, B, 1946, G, 1947, RG, 1948, 49
 Jerry Malach, RG, 1950, 51
 Bob Griesbach, LB, 1952
 Bill Hubbard, G, 1953
 Bob Fry, RE, 1954

Landon Darty, E, 1955, 56, 57
 Cotton Letner, RE, 1958, 59, 60
 Buddy Fisher, RE, 1961, 62, 63
 Johnny Mills, LE, 1964, OE, 1965, 66
 Dick Ellis, DE, 1967
 Lester McClain, OE, 1968, WB, 1969, 70
 Emmon Love, WR, 1971, 72, 73
 Jim Duvall, TE, 1974, 75, 76, 77
 Reggie Harper, TE, 1977, 78, 79, 80
 Mike Terry, DE, 1981, 82
 Bill Eichholtz, WR, 1983, 84
 Jed Dance, LB, 1986, 87
 John Rollins, RB, 1988
 Horace Morris, DE, 1990, 91, 92,93
 Anthony Hampton, LB, 1995
 Owen Sullenger, WR, 1996
 Donte' Stallworth, WR, 1999
 Eli Jones, WR, 2001
 Ryan Boswell, WR, 2002
 Aaron Kirkland, TE, 2003
 Casey Woods, WR, 2005,06,07
 Tyler Maples, WR, 2008
 Todd Campbell, WR, 2009
 T.J. Marrs, LS, 2010
 Matt Milton, WR, 2011
 Brendan Downs, TE, 2012,13,14

86

J.B. Proctor, B, 1946, 47, TB, 1948
 Andy Kozar, FB, 1950, 51, 52
 Tom Tracy, FB, 1953
 Kyle 'Buddy' Cruze, E, 1954, 55,56
 Murray Armstrong, E, 1957, RE, 1958
 Cotton Letner, RE, 1959
 Mike Stratton, LE, 1960, 61
 Gerald Woods, RE, 1963, LT, 1964
 Terry Dalton, OE, 1965, 66, 67, 68
 Tom Bennett, DE, 1969, 70, 71
 Darrell Culver, TE, 1972, 73
 Larry Bowman, TE, 1974, 75
 Mike Jester, TE, 1977
 Doug Parrish, WR, 1980, 81, DB, 1982
 Pat Langdon, TE, 1983
 Terry McDaniel, DB, 1984, 85, 86, 87
 Jerome Taylor, TE, 1988
 Harlan Davis, WR, 1989, 90
 Cliff Dutton, WR, 1991
 Todd Williams, C, 1993,94
 Dustin Moore, TE, 1995,96
 Josh Houston, WR, 1999,00
 Montrell Jones, WR, 2002
 Brad Cottam, TE, 2004,05,06,07
 Matt Wegzyn, TE, 2009,10
 Willie Bohannon, DL, 2008,09,10,11,12
 A.J. Branisel, TE, 2013,14

87

James Wegman, E, 1946
 William Clark, RT, 1948
 Jim Beutel, QB, 1953
 Bob Hines, LE, 1954
 Bill Anderson, E, 1955
 Jid Winstead, E, 1956, 57
 Harry Swilley, LE, 1958, 59 Kenny
 Pritchard, RE, 1961, 62, LE, 1963
 Neal McMeans, DE, 1966, 67, 68
 James Woody, DE, 1969, LB, 1970
 Ronnie Wheeler, DE, 1972, 73, 74, 75
 Kyle Aguiillard, DE, 1978, TE, 1977, 79
 Darryal Wilson, WR, 1981, 82
 Joey Clinkscales, WR, 1983,1984,

85, 86
 Darryl Hardy, LB, 1988, 89, 90, 91
 John Sartelle, TE, 1993,94,95,96
 David Martin, WR, 1998,99,00
 Justin Reed, TE, 2002,03,04,05
 Quintin Hancock, WR, 2008,09
 Alex Ellis, WR, 2011
 Jacob Carter, WR, 2012,13,14

88

Ralph Huneycutt, C, 1946, 47, 48, 49
 George Carter, LE, 1950
 Eddie Stowers, RE, 1951
 Joel Kinley, G, 1952
 Ron Gust, RE, 1954
 Eddie Young, E, 1955
 Tommy Potts, E, 1956, 57, RE, 1958
 John Bill Hudson, LE, 1959, 60, 61, 62
 Bobby Frazier, LE, 1963, RE, 1964,
 DE, 1965
 Nick Showalter, DE, 1966, 67
 Bobby Thomas, OE, 1968
 Ronnie Drummonds, DE, 1969, 70
 Stan Trott, WR, 1971, 72
 Jim Richardson, TE, 1973, 74
 Russ Neal, DE, 1975, 76
 Steve L. Davis, LB, 1977
 Jeff Moore, WR, 1978
 Mike Miller, WR, 1979, 80, 81, 82
 Tim McGee, WR, 1983, 84, 85
 Tracy Hayworth, DE, 1987, 88, 89
 Jeremy Spivey, LB, 1991, 92
 Courtney Epps, WR, 1994
 Andy McCullough, WR, 1995,96,97
 Jermaine Kent, WR, 1998,99,00,01
 Jake Finlayson, TE, 2003,04,05
 Kevin Shipley, TE, 2005
 Luke Stocker, TE, 2007,08,09,10
 Cameron Clear, TE, 2011
 Joseph Ayres, TE, 2012,13
 Alex Bullard, TE, 2012
 Neiko Creamer, TE, 2014

89

Jerry Anderson, RE, 1951
 Billy Jack Cunningham, B, 1952
 Bill Tatum, LE, 1954
 Dan Wade, E, 1955
 Bob Kirkpatrick, E, 1956
 Don Leake, E, 1957, LE, 1958, 59, 60
 Fred Martin, RE, 1962, 63, 64
 Mike Gooch, DE, 1966, OE, 1965, 67
 Gary Kreis, OE, 1968, 69
 Ricky Molck, OE, 1970
 Jimmy Allen, DB, 1972
 Jeff King, DE, 1973
 Larry Seivers, SE, 1974, 75, 76
 Mike Casteel, DE, 1980, DT, 1981, 82
 Tim Hendrix, TE, 1984, 85, 86
 John Rollins, TE, 1987
 Von Reeves, TE, 1988, 89, 90, 91
 Scott Pfeiffer, TE, 1993,94,95,96
 Kenny Smith, DL, 1998
 Will Wilson, TE, 2002
 Antonio Reynolds, DL,
 2004,05,06,07
 Aaron Douglas, TE, 2008
 Daniel Adderley, TE, 2010
 Bryant Plumlee, TE, 2012
 Alex Bullard, TE, 2012
 Jaylen Miller, DL, 2013,14
 Greg Tisho, TE, 2013

Adrian Gamble, WR, 2014

90

Robert 'Bob' Davis, C, 1949, 50, 51
 Ray Chapman, C, 1953
 Dennis Gibson, KS, 1964
 Butch Wykle, DE, 1965
 Jeff Gorin, DT, 1967, 68
 Joe Thompson, OE, 1969, 70, WR,
 1971
 Charles Campbell, DE, 1972
 Billy Linville, DE, 1973, 74
 Brad White, DT, 1977, 78, 79, 80
 John Cook, TE, 1982, 83, 84
 Marion Hobby, DE, 1986, 87, 88, 89
 Lance Nelson, LB, 1990
 Ben Talley, LB, 1992,93,94
 Graff Corby, WR, 1996,97
 Will Overstreet, DL, 1999,00,01
 Mondre Dickerson, DL, 2002,03
 Turk McBride, DL, 2005,06
 Ben Martin, DL 2007
 Stephen Fowlkes, DL, 2008,09,10
 Ben Lehning, TE, 2009,10
 Stephen Fowlkes, DL, 2011,12
 Malik Brown, DL, 2013
 Charles Folger, DL, 2014

91*

Jim Miner, E, 1946, 47, RE, 1948, 49
Doug Atkins, LE, 1950, 51, T, 1952
*(*Retired In Honor)*
 Jerry Bishop, C, 1953
 Stewart Spinks, DE, 1965
 Gary Kreis, OE, 1967
 Ronnie Drummonds, DE, 1968
 Jimmy Young, OE, 1970, WR, 1971,
 TE, 1972
 Don Hampton, LB, 1973,74
 John Behrens, WR, 1974
 Ed Sears, TE, 1975, 76
 Bret Aitchison, DE, 1980, 81, 82
 Eric Melching, TE, 1985
 Mike Whitehead, MG, 1986, 87
 Jeff Tullis, DE, 1989
 Tom Fuhler, DT, 1991
 Brent Gibson, DE, 1993
 Jonathan Brown, DL, 1995,96,97
 Omari Hand, DL, 1999,00,01,02
 LaRon Harris, DL, 2003,04
 Robert Ayers, DL, 2006,07,08

92*

Vernon Lyons, LG, 1949, 50, 51
 Leonard McKellar, DE, 1965
 J.B. Merritt, OE, 1966
 Herman Weaver, KS, 1967, 68
 Stan Trott, OE, 1969, 70
 Terry Russell, KS, 1972
Reggie White, DT, 1980, 81, 82, 83
*(*Retired In Honor)*
 Carlos Reveiz, PK, 1985, 86
 Mark Needham, DT, 1988, 89
 Brian Walker, PK, 1990
 Shane Bonham, DT, 1992,93
 Jeff Coleman, DL, 1995,96,97,98
 Albert Haynesworth, DL, 2000,01
 Justin Harrell, DL, 2003,04,05,06



93

Bob Pollard, G, 1946, 47
 Jimmy Wade, B, 1952, LH, 1953
 Chick McGeehan, OE, 1965, 66
 Louis Drinka, DT, 1967
 Allan Jones, OE, 1970
 Jim Markert, TE, 1975
 Howard Carter, DT, 1976
 Mike L. Cofer, DE, 1980, LB, 1981, DE, 1982
 David Johnson, DT, 1987, 88
 Chris Mims, DE, 1991
 Jason Epstein, K, 1992
 Scott Galyon, LB, 1993,94,95
 Shaun Ellis, DL, 1997,98,99
 Edward Kendrick, DL, 2001,02
 Matt McGlothlin, DL, 2003
 Xavier Mitchell, DL, 2005,06,07
 Devin Mathis, PK, 2008
 Montori Hughes, DL, 2009,10
 Gregory Clark, DL, 2012,13
 Trevor Daniel, P, 2014

94

John Clabo, B, 1946
 Gene Cochran, LG, 1951
 Brock Sanders, LH, 1953
 Mitch McNeece, DT, 1965
 John Brozowski, DT, 1967, 68, 69
 Steve Brauchle, OE, 1970
 Ron Frere, OT, 1972
 Jeff King, DE, 1974
 David Barron, DE, 1975, 76, LB, 1977
 Johnny McAdams, DE, 1981, 82
 Arthur Davis, DT, 1984
 Anthony Howard, DT, 1985
 Bill Schoenle, DT, 1988, 89, 90
 Willie Richards, LB, 1992
 Billy Beron, TE, 1994,95,96,97
 Ed Butler, TE, 1998,99,00,01
 Jason Hall, DL, 2003,04,05
 Wes Brown, DL, 2006,07,08,09
 Corey Miller, DL, 2010
 Gregory Clark, DL, 2011
 Darrington Sentimore, DL, 2012
 Jason Carr, DL, 2013

95

Charley Dowdy, B, 1946
 Dudley Hewette, G, 1953
 Ed Hudson, DB, 1967
 Jimmy Cannon, LB, 1968
 Gordon Ready, OG, 1970
 Danny Jenkins, DT, 1974
 Kim Logan, DE, 1975, 76, LB, 1977
 Steve Kluge, MG/DT, 1980, 81, 82
 Fred Bennett, MG, 1984, 85, 86
 John McGhee, LB, 1989
 Antonio Robinson, DE, 1993
 Chris Hogue, P, 1996
 Fred Weary, DL, 1998
 Rashad Moore, DL, 1999
 Demetrian Veal, DL, 2002
 Tony McDaniel, DL, 2004,05
 Walter Fisher, DL, 2006, 07,08
 Arthur Jeffery, DL, 2009,10,11
 Danny O'Brien, DL, 2012,13,14

96

James Seiber, E, 1947
 Ed Nickla, E, 1952
 Ken Stansell, DT, 1972, 73
 Chris Webster, OT, 1975
 Greeley Kyle, C, 1976
 Gary Casteel, LB, 1977
 Steve Davis, LB, 1978
 Rusty Rennie, DE, 1980
 Rodney Coates, DE, 1982
 Tyrone Robinson, LB, 1983, 84, 85, 86
 Bruce James, LB, 1987
 Rodney Gordon, DE, 1989
 Joe Davis, P, 1990
 Kevin Mays, DT/OT, 1991, 92
 Jake Finlayson, TE, 1998,99,00,01,02
 Greg Jones, DL, 2003,04
 Vladimir Richard, DL, 2006
 Michael Crain, DE, 2007
 Chad Cunningham, PK/P, 2008,09,10
 Trevarris Saulsberry, DL, 2011,12,13,14

97

Hugh Garner, B, 1952, QB, 1953
 Albert Buck, DE, 1968
 Gary Mitchell, DT, 1974
 Scot Farrar, OG, 1975
 Mike Klarman, DE, 1976
 Tony West, LB, 1977
 Tony Simmons, DE, 1981, DT, 1982, 83, 84
 Orlando Reyes, DT, 1985, 86
 Shawn Truss, DE, 1988, 89, 90
 Robert Todd, TE, 1992
 Ryan Collins, DE, 1994,95
 Buck Buxton, DL, 1997
 Joe Reid, DL, 1998,99
 Kevin Young, DL, 2000,01
 David Ligon, DL, 2003
 Chase Nelson, DL, 2007,08,09,10
 Malik Jackson, DL, 2010, 11
 Daniel Hood, DL, 2012,13

98

Bob Ussery, T, 1953
 Karl Kremser, KS, 1967, 68
 Jake Lane, DT, 1972
 Howard Carter, DT, 1973, 74, 75
 Chris Webster, OT, 1976
 Roger Kelley, LB, 1977
 Rocky McClamroch, DE, 1979
 Mark Studaway, MG, 1981, DT, 1980, 82, 83
 Richard Brown, DT, 1985
 Brett McBrayer, TE, 1987, 88
 Mike Rapien, TE, 1989, 90
 Cory Stone, DT, 1991, 92,93,94
 Antron Peebles, TE, 1996,97,98
 John Henderson, DL, 2000,01
 Parys Haralson, DL, 2003,04,05
 Demonte' Bolden, DL, 2006,07,08
 Rae Sykes, DL, 2009,10
 Daniel McCullers, DL, 2012,13

99

Ron Ramsey, DE, 1968
 Bob Kennison, LB, 1970
 Jim Woofter, LB, 1974
 David Aaron, K, 1975
 Kenny Jones, DT, 1979, 80, TE, 1981, 82
 Allan King, DT, 1984
 Anthony Howard, DT, 1986
 Dwayne Williamson, DT, 1987
 Kacy Rodgers, DE, 1988, 89, 90, 91
 Paul Yatkowski, DT, 1992,93
 Mercedes Hamilton, DT, 1995
 Eric Brown, LB, 1997
 DeAngelo Lloyd, DL, 1998,99,00
 Aubrayo Franklin, DL, 2002
 Demonte Bolden, DL, 2005
 J.T. Mapu, DL, 2003,06,07
 David Harrington, P, 2010
 Ben Martin, DL, 2008,09,10,11
 Trent Taylor, DL, 2012

** Denotes Retired Jersey*

NOTE: *This All-Time Numerical Roster was compiled using media guide and game program rosters since 1937. Please direct any corrections via email to athcomm@utk.edu.*

LETTERMEN BY HOMETOWN

■ TENNESSEE

Alcoa

Boring, Frank (Boomer), 1949, 50, 51
Sykes, Rae, 2010
Toney, Jaron, 2012
Upton, Todd, 1983, 84
Warren, Brandon, 2008
Williams, Billy, 1993, 94

Andersonville

Longmire, Charlie, 1990

Antioch

Coker, LaMarcus, 2006
McMaken, Troy, 1999 (Service)
Sawyers, Michael, 2014

Ashland City

Fields, Brad, 1979 (Service)

Athens

Bradley, Shazzon, 1988, 89, 90, 91
Cartwright, Jim, 1958, 59, 60
Grubb, Wayne, 1958, 59, 60
Heard, Scott, 1984 (Service)
Pierce, Phil, 1969, 70, 71
Reynolds, Mike, 1964
Simpson, Hubert, 1976, 78, 79

Bartlett

Davis, Ronald, 1991, 92, 93, 94

Benton

Clemmer, James H., 1930, 31

Bethpage

Lassiter, Robert, 1970, 72, 73

Bluff City

Combs, Lewis, 1982 (Service)

Bolivar

Nails, Brett, 1985 (Service)
Orr, Bunny, 1959, 60, 61

Brentwood

Frost, Ken, 1959, 60
Grant, Jason, 1997 (Service)
Hurst, Bill, 1998 (Service)
Jones, Steven, 2007
Kemp, Austin, 1997, 98
Perry, Robbin, 1987
West, Ryan, 2004, 05, 06

Bristol

Crowder, Mack, 2013, 14
Downs, Brendan, 2011, 12, 13, 14
Felty, Gene, 1949, 50
Jones, Greg, 1974, 75, 76, 77 (Capt.)
Keller, John, 1968, 69, 70
Littleford, Hal, 1947, 48, 49 (Capt.)

Brownsville

Hill, Gaylon, 1970, 71, 72
Hines, Tyrone, 1994, 95, 96
Jones, Wilbert, 1978, 79, 80
Thomas, Bobby, 1971
Thornton, Matthew, 1989 (Service)

Buntny

Lane, Hunter E., 1919, 20, 21, 22

Camden

McKelvy, Jerry, 1965
Rowsey, Thomas, 1975, 76, 77

Carthage

Cole, Jeff, 1983 (Service)

Castalian Springs

Oldham, Donnie, 1977

Cedar Hill

Morris, B. Y., 1922, 23

Centerville

Stephenson, Guy, 1922

Chattanooga

Alley, E. H. (Herc), 1927, 28
Bacon, Pryor E., 1938, 39
Baker, Charles B., 1960
Becksvoort, John, 1991, 92, 93, 94
Bolden, Demonte', 2006, 07, 08
Bridges, Hal, 1956
Campbell, Kenneth, 1990, 91
Carroll, Steve, 1967, 68, 69
Cloninger, Bob O., 1952, 53
Coleman, B.J., 2008
Cooper, Kevin, 2008, 09, 10
Etter, Gene, 1958, 59, 60
Haren, Kyle, 1991
Honea, Ken, 1961, 62, 63
Huddleston, Ben, 1946, 47
Jumper, Tommy, 1950
Kelley, Mike, 1986, 87, 88
Mayer, Eugene S., 1930, 31 (capt.)
McAllester, Sam J., 1903, 4
Middlebrooks, Nate, 1986, 87, 88 (Capt.)

Miller, Ben, 1944, 45

Moss, Ray, 1956, 57, 58

Nicholson, Jacob H. (Jake), 1920, 21

Riggs Jr., Gerald, 2002, 03, 04, 05

Robertson, Sam, 1963, 64, 65

Shuford, George, 1962

Stansell, Ken, 1972

Steffy, Joe, 1944

Stewart, Bo, 1944

Suh, Eric, 1997 (Service)

White, Reggie, 1980, 81, 82, 83 (Capt.)

Christiana

Rhyme, Chip, 2011

Church Hill

Cole, Bill, 1973, 74, 75

Clarksville

Balthrop, Joe, 1969, 70, 71
Ditmore, J. M., 1958
Galbreath, Harry, 1984, 85, 86, 87 (Capt.)

Grizzard, Kenneth, 1921

Hambaugh, P. C. 1915, 16

Powers, Eddy, 1975, 76, 77

Reeves-Maybin, Jalen, 2013, 14

Stephens, Travis, 1997, 98, 00, 01

Tidwell, Blane, 1976

Cleveland

Aszman, Jim, 1986

Beckler, David, 1970

Brown, Fred (Bo), 1923, 24, 25

Chancey, Ralph E., 1946, 47, 48, 49 (Capt.)

Dockery, Rex, 1963

Emendorfer, Bill, 1970, 71, 72

Johnson, Bob, 1965, 66, 67 (Capt.)

Johnson, Paul, 1973, 74, 75

Johnson, Tom D., 1970, 71, 72

Jones, Dale, 1983, 84, 85, 86 (Capt.)

McClendon, Jacques, 2006, 07, 08, 09

Prigmore, Quincy, 1992, 93, 94, 95

Rakestraw, Wes, 1985

Sanders, Austin, 2014

Scott, Bob, 1953, 54, 55

Still, J. Ralph, 1930, 31

White, Chris, 1983, 84, 85 (Capt.)

Word, Brian, 2002

Clinton

McRae, Charles, 1987, 88, 89, 90

Moore, Terry, 1972, 73, 74, 75

Seivers, Larry, 1974, 75, 76 (Capt.)

Coalfield

Hensley, Steven, 2009 (Service)

College Grove

Morel, Bobby, 1964, 65, 66

Collierville

Cox, Morgan, 2007, 08, 09

Jones, Kendrick, 1991, 92, 93, 94

Columbia

Derryberry, F. Woodrow, 1935, 36

Derryberry, O. Merton, 1930, 31

Derryberry, W. Everett, 1925, 27

Howell, Frank, 1970, 71

Murphy, David, 1966, 67

Pillow, Ronnie, 1994, 95, 96

Sewell, Tim, 1995, 96, 97, 98

Wantland, Hal, 1963, 64, 65 (Capt.)

Wilson, Will, 2002 (Service)

Woody, James, 1968, 69, 70

Cookeville

McClennon, John, 1982

Sells, Jack, 1983, 84

Smith, Billy, 1961

Wolf, Tyler, 2009, 10

Corryton

Donahue, Ken, 1949, 50

Cosby

Williams, Tyler, 2004 (Service)

Cottontown

Sullins, Cody, 2007, 08, 09

Sullins, Cory, 2008, 09

Covington

Flowers, George 1924

Franklin, John, 1930, 31, 32

Gaines, Antonio, 2004, 05, 06, 08

Poe, Jon, 2003, 04, 05

Simonton, Claud, 1970, 71, 72

Cowan

Austelle, Alfred, 1934

Crossville

Watson, Curt, 1969, 70, 71

Cumberland City

Bayer, S. D., 1913, 14, 15

Dayton

Fitzgerald, Jeremy, 1997

Johnson, David, 1987, 88

Kelly, Andy, 1988, 89, 90, 91

Decatur

Moore, Gary, 1977, 78, 79

Scott, Robby, 1983, 84, 85, 86

Smith, Jeff, 1992, 93, 94, 95

Decaturville

Duncan, Edwin C, 1936, 37, 38

Decherd

Hayworth, Tracy, 1986, 87, 88, 89

Dickson

Kimbrow, Bryan, 1985, 86, 87, 88

Donelson

Bevans, Mike, 1968, 69, 70

Dyersburg

Fuller, Ben F., 1927, 28, 29



Jeffries, Danny, 1970, 71, 72
 Noonan, Jim, 1976, 77, 78, 80 (Capt.)
 Peel, Ike, 1939, 40, 41
 Rayburn, Virgil H., 1930, 31, 32
Elizabethton
 Allen, John H., 1929, 30, 31
 Campbell, Earl, 1950, 51, 52
 Fair, Dale, 1974
 Holsclaw, Claude, 1944
 Jenkins, Danny, 1975, 76, 77 (Capt.)
 Manning, John, 1944, 45
 Mills, Johnny, 1964, 65, 66
 Witten, Jason, 2000, 01, 02
Englewood
 Goodin, Chad, 1989
 Goodin, Matt, 1998
 Watts, Brad, 1976
Erwin
 Brandt, Frederic (Fritz) P., 1928, 29, 30
 Duncan, Clark, 1977, 78, 80
 Shull, F. E., 1930, 31, 32
Etowah
 Robinson, Charles, 1956
 Ditmore, Frank, 1934, 35
Evensville
 Robinson, Fred, 1923, 24
Farmington
 Mayes, J. C., 1908
Fayetteville
 Blair, Reuben Moore, 1919
 Cooter, Jim Bob, 2006
 Cummins, Charles L. Sr., 1919, 21
 Graham, Joe, 1964, 67
 Emmons, Bobby, 1976, 77, 78
 Hatcher, Bill, 1923
 Sorrells, Frank G. 1913, 14, 15
 Templeton, Conrad C., 1929, 30
Fountain City
 Lowe, J. G., 1922, 23, 24 (Capt.) 25 (Capt.)
 Lowe, Theodore 1927
Franklin
 Bullard, Alex, 2011, 12, 13
 Campbell, Bo, 1995
 Campbell, Eric, 2000
 Chapman, Joey, 1990, 91, 92, 93
 Dalton, Ray, 1962
 Fleming, Troy, 2000, 01, 02, 03
 Holt, Laird, 1929, 30, 31
 Karl, Ryan, 2004, 05, 06, 07
 McCord, Darris, 1952, 53, 54 (Capt.)
 Miller, Bubba, 1992, 93, 94, 95 (Capt.)
 Murdic, Jon, 1972, 73, 74
 Page, David, 1973, 74, 75
 Parnham, D.C., 1910
 Ring, J. J., 1906, 09
 Robinson, Steve, 1968, 69, 70
 Robison, Charles W., 1916, 19, 20
 Sullivan, Ned, 1961, 62, 63
Gallatin
 Alexander, Corey, 2012
 Bass, Vernon, 1984, 85, 86
 Brown, Kenny, 1960, 61, 62
 England, Lee, 1987, 88, 89
 Gilliam, Jim, 1991
 Green, Louis A., 1926
 Malone, Josh, 2014
 Ransey, Allen C., 1936, 37

Woods, Thomas, 1986, 87, 88, 89 (Capt.)
Gatlinburg
 Foley, Kevin, 1996
Germantown
 Bennett, David, 1989, 90, 91, 92
 Cottam, Brad, 2004, 05, 06, 07
 Cottam, Jeff, 2006, 07, 08, 09
 Henderson, John C., 2003, 04
 Lenoir, Patrick, 1988, 89, 90, 91
 Ligon, David, 2004, 05, 06
 Mainous, Beau, 1987, 88
 Still, Eric, 1986, 87, 88, 89 (Capt.)
 Stolarick, Robert, 2000
 Todd, Robert, 1991, 92
 Vinson, Ian, 2006 (Service)
 Vinson, Todd, 2006 (Service)
Goodlettsville
 Dalton, Terry, 1966, 67, 68
 Martin, Bill, 2005 (Service)
Graysville
 Messimer, Jesse, 1984
Greenback
 Kilpatrick, Brent, 1994 (Service)
Greeneville
 Campbell, L. Roe 1920, 21, 22, 24
 Coffman, Leonard, 1937, 38, 39
 Disney, Theodore E. (Ty), 1929, 30, 31
 Moore, Dustin, 1995, 96
 Noel, Henry W., 1940, 41
 Rader, Charles, 1954, 55, 56
 Reviere, Dee, 1976, 77, 78
 Williams, Dick, 1966, 67, 68 (Capt.)
Guid
 Brown, Eddie, 1971, 72, 73 (Capt.)
Halls
 Ellis, J. B., 1931, 32, 33
Harriman
 Barksdale, Val, 1977, 78, 79, 80
 Copeland, Jeremaine, 1995, 96, 97, 98
 Wyrick, Charles, 1960, 61
Hartsville
 Cummins, Charles L. Jr., 1949
 Dickens, Phil W., 1934, 35, 36
 Harper, Reggie, 1977, 78, 79, 80
Hendersonville
 Dotson, Dewayne, 1989, 90
 Hurd, Jalen, 2014
 Miles, Adam, 2002, 03, 04, 05
 Willhoit, James, 2003, 04, 05, 06
Henning
 Foster, Ramon, 2005, 06, 07, 08 (Capt.)
Hermitage
 Sanford, Craig, 1997 (Service)
 Smith, Geric, 1995 (Service)
Hixson
 Gravitt, Mitchell, 1973
 McClure, Victor, 2002, 03, 04
 Smartt, Leon, 1958, 59, 60
Humboldt
 Atkins, Doug, 1950, 51, 52
 Barker, Grey, 1995
 Champion, Toby, 1998, 99
 Reid, Junior, 1977, 78, 80
 Rodgers, Kacy, 1988, 89, 90, 91
 Rosenfelder, Charles, 1966, 67, 68
 Warmath, Murray, 1932, 33, 34

Huntingdon
 Blankenship, Warren, 1959, 60, 61
 Myers, Jason, 1997 (Service)
 Priest, Tim, 1968, 69, 70 (Capt.)
Huntland
 Majors, John, 1954, 55, 56
Inskip
 Tarwater, A. B., 1897
Jacksboro
 Bibee, M. Bert, 1932, 33
Jackson
 Bowles, Drae, 2013
 Brooks, Daniel, 2003
 Giampapa, Matt, 2014
 Greer, Jabari, 2000, 01, 02, 03
 Hardegree, Bo, 2006 (Service)
 Hatley, Ralph L., 1932, 33, 34 (Capt.)
 Hayley, Samuel B., 1911, 12, 13 (Capt.)
 Johnson, Harold, 1948, 49, 50
 McLeary, Don, 1968, 69, 70
 Murphy, John, 1975, 76, 77
 Richardson, Jim, 1973, 74
 Spain, Wayne, 1969, 70
 Teague, Trey, 1994, 95, 96, 97
 Thompson, Van, 1939, 40
 Wilson, Al, 1995, 96, 97, 98 (Capt.)
Jasper
 Baker, Bill, 1966, 67, 68
 Beene, L. Phillip, 1928, 29, 30
 Westmoreland, Eric, 1996, 98, 99, 00 (Capt.)
Jefferson City
 Hudson, John Bill, 1960, 61, 62
 Jarnagin, F. W., 1899, 1900, 01
 Spivey, Brian, 1989, 90, 91, 92
Jellico
 Harkness, W. S. (Bill), 1923, 24, 25, 26 (Capt.)
Johnson City
 Chandler, Allen E., 1942
 Franklin, Aubrayo, 2001, 02
 Hickman, Herman, 1929, 30, 31
 Keever, Wade, 1934
 Mutter, Mitch, 1967
 Persinger, Tim, 1969
 Stuart, Phil, 1985, 86, 87, 88
Kingsport
 Breeding, Ken, 1960, 61
 Carr, Marcus, 1999 (Service)
 Chadwell, James J., 1942
 Cifers, Ed, 1938, 39, 40
 Cifers, Robert G., 1941, 42
 Crawford, Denver, 1942, 46, 47 (Capt.)
 Dings, Vic, 1967, 68, 69
 Dodd, Robert Lee (Bobby), 1928, 29, 30
 Edwards, Anthony, 1969, 70, 71
 Foreman, Malik, 2013, 14
 Gaines, Teddy, 1998, 99, 00, 01
 Hammond, Bill, 1962, 63
 Harkleroad, Clay, OG, 1964
 Hug, Paul N. 28, 29, 30
 Jones, Mike S., 1971
 Kerney, Neal, 1994 (Service)
 Nelson, Ralph, 1993
 Showalter, Nick, 1966, 67, 68
 Swafford, Devaun, 2013, 14
 Tritapoe, Phillip, 2008 (Service)
 White, Steve, 1975

Williams, Tony, 1984, 85
Kingston
 Frogg, Michael, 2006, 07
 Frogg, Sammy, 2000
 Hill, Ryan, 2008 (Service)
 Houston, Josh, 2000
 Jackson, Howard, 1956, 57, 58
 Mays, Kevin, 1991, 92, 93, 94 (Capt.)
 Plemons, Josh, 2000
 Wheaton, Lance, 1992, 93, 94
 Wyatt, Bowden, 1936, 37, 38 (Capt.)
Knoxville
 Anderson, Anthony, 2009, 10, 11
 Anderson, Cory, 2003, 04, 05, 06
 Anderson, Wendell, 1980 (Service)
 Andridge, Bob (Breezer), 1938, 39, 40
 Arbo, Billy, 1975, 76, 77, 78
 Ayres, Joseph, 2010, 11, 13
 Bailey, Howard H., 1932, 33, 34
 Baker, Charles F., 1947, 48, 49
 Banks, Randy, 1990
 Bates, Bill, 1979, 80, 81, 82
 Blackstock, William (Bill), 1951
 Blanc, Cody, 2012, 13
 Booker, Ronnie, 1982
 Bourkard, Harrison O., 1934, 35
 Bowman, Larry, 1974
 Brackett, H. B. (Deke), 1931, 32, 33
 Brackney, Rick, 1989 (Service)
 Brann, Ray O., 1958
 Bridges, Greg, 1980
 Broome, W. Lloyd, 1938, 40
 Brown, Earle W., 1939, 45
 Bruhin, John, 1985, 86, 87
 Burgess, Robert 1927
 Burnett, Jon, 1973
 Butler, Johnny W., 1939, 40, 41
 Byrd, Ray , 1951, 52
 Caldwell, Chan, 1945, 46, 47
 Campbell, Josh, 1998 (Service)
 Cantrell, Craig, 1979
 Chancey, Steve, 1971, 72, 73
 Clabo, Neil, 1972, 73, 74
 Clabo, Phil, 1973, 74, 75
 Claxton, J. O. (Jim), 1932, 33, 34
 Clinkscales, Joey , 1984, 85, 86 (Capt.)
 Cobb, Reggie, 1987, 88
 Cofer, Joe, 1982, 83, 84
 Cofer, Mike L., 1979, 80, 81, 82 (Capt.)
 Colquitt, Britton, 2005, 06, 07, 08
 Colquitt, Craig, 1975, 76, 77
 Colquitt, Dustin, 2001, 02, 03, 04
 Colquitt, Jimmy, 1981, 82, 83, 84
 Cook, John, 1982, 83, 84
 Cooper, W. C., 1948, 49, 50
 Corby, Graff, 1996, 97
 Cross, Roy L., 1942, 45
 Cruze, Kyle (Buddy), 1955, 56
 Cunningham, Mike, 1976, 77
 Davis, Steve L., 1977, 78, 79
 Deaver, Everett, 1924
 Drummonds, Ronnie, 1968, 69, 70
 Edmonds, Oscar, 1944
 Eichholtz, Cory, 2009
 Eichholtz, Bill, 1984
 Elmore, James W., 1925, 26, 27
 Emory, David, 1957
 Farmer, Joel, 1983, 84, 85

Faust, Hugh D., 1930
 Fielden, Alan, 1947, 48, 49
 Fox, D. N., 1904
 Fox, R. E., 1904
 Foxx, Bob, 1938, 39, 40
 Foxx, Frank, 1976, 77, 78
 Francis, John, 1941, 46, 47
 Franklin, Robbie, 1964, 65, 66
 Gentry, Mack, 1964, 65, 66
 Gillem, Adam, 2007
 Gilliam, Jacob, 2014
 Graves, Samuel Ray, 1940, 41 (Capt.)
 Grieco, Gregory, 2013
 Guess, Nick, 2010, 11
 Harkleroad, Rod, 1966 (Service)
 Hawkins, David, 1983 (Service)
 Helton, Todd, 1993, 94
 Henderson, Joseph Ray (Possum), 1916, 19
 Hensley, Tom, 1952, 53
 Hood, Daniel, 2011, 12, 13
 Howard, Chip, 1971, 72, 73
 Irwin, Tim, 1978, 79, 80
 Johnson, Howard, 1926, 27, 28 (Capt.)
 Johnson, Steven, 1993 (Service)
 Johnston, James G., 1928, 29
 Jones, Phillip E., 1923, 24
 Julian, Jason, 1988, 89, 90, 91
 Kelly, Todd, Jr., 2014
 Kendrick, Brett, 2014
 Kennedy, Edwin M., 1919
 Kerbyson, Kyler, 2012, 13, 14
 King, Harry F., 1922, 23, 24
 King, William B., 1941
 Kohlhase, Charles E., 1929, 30, 31
 Lavin, Robert, 1924
 Ledford, Dennis Marshall, 1941
 Lindsay, Charles, 1919, 21
 Logan, J. G., 1899, 1900
 Lowe, W. O. (Chink) , 1914, 15, 16, 19 (Capt.)
 Lund, Bob, 1945, 46, 47, 48
 Luttrell, Bill, 1938, 39, 40
 Major, Mark, 1944, 45, 46, 47
 Maples, Talmadge R. (Sheriff), 1931, 32, 33 (Capt.)
 McCleskey, J. J., 1989, 90, 91, 92 (Capt.)
 McDonald, Jim, 1966, 67, 68
 McKenzie, Raleigh, 1982, 83, 84
 McKenzie, Reggie, 1981, 82, 83, 84
 McLean, Evan A., 1912, 13, 14, 15 (Capt.)
 McMichael, Jeff, 1981, 82
 McPherson, C. L., 1932
 Milner, Orvis, 1946, 47
 Mitchell, D. K., 1931
 Moses, Fred J., 1933, 34, 35
 Mugleston, Steve, 2003
 Murriel, Martin, 1977, 78
 Myers, Andy, 1950, 51, 52
 Needham, Kenneth L. (Shorty), 1933, 34, 35
 Nelson, Tony, 1986, 87, 88
 Newman, Fred, 1939, 40
 Newman, W. M., 1896, 99, 1900 (Capt.)
 Neyland, Bob Jr., 1952, 53
 Overholt, Bobby, 1957
 Paty, John M., 1962, 63, 64
 Pickens, Richard, 1966, 67, 68

Pickle, Joe , 1983 (Service)
 Price, Jason, 1995, 96
 Price, Mike, 1966, 67, 68 (Service)
 Pruett, Kenneth, 1949, 50
 Reagan, Seth, 2000, 01, 02
 Reeves, Von, 1988, 89, 90, 91
 Reveiz, Nick, 2007, 08, 09, 10 (Tri-Capt.)
 Reveiz, Shane, 2009, 11
 Rice, E. B., 1909
 Rogan, Dennis, 2007, 08, 09
 Rollins, John, 1987, 88
 Rudder, David, 1978, 79
 Sanderson, Ken, 1976, 77, 78
 Schenk, C. G., 1900
 Schneitman, Dale, 1978, 79 (Service)
 Scott, Benson, 1997, 98, 99
 Severance, Charles, 1959, 60
 Sexton, Scott, 1994 (Service)
 Shafer, Bo, 1956, 57, 58
 Sherrod, Horace (Bud), 1947, 48, 49, 50
 Slack, Tom, 1948
 Smith, Boyd M., 1932
 Smith, Daryle, 1984, 85, 86
 Smith, Josh, 2013
 Smith, Roy (Looney), 1947, 48, 49, 50
 Stancell, Harold, 1964, 65, 66
 Stephens, Buster, 1944, 45
 Stewart, Lyonel, 1975, 77, 78
 Suffridge, Robert (Bob), 1938, 39, 40
 Townes, Tim, 1970, 71, 72
 Tucker, Homer, 1988
 Tucker, Willis, 1940
 Vaughan, Charles W. (Pug), 1932, 33, 34
 Venable, Sam A., 1932
 Walker, David, 1987
 Walker, Jackie, 1969, 70, 71 (Capt.)
 Walter, Hank, 1972, 73, 74
 Warren, Preston, 1987, 88, 89, 90
 Welch, Tim, 1983, 84, 85
 West, Hodges (Burr), 1938, 39, 40
 Widby, Ron, 1964, 65, 66
 Wilkinson, Rick, 1981, 83
 Williams, Johnny, 1981, 82, 83
 Wilson, Nick, 2003
 Witherspoon, Carl, 1971, 72
 Young, Bill, 1966, 68, 69 (Capt.)
 Young, Devrin, 2011, 12, 13, 14
 Zurcher, Kevin, 1989
Lafayette
 Glover, Jimmy, 1965, 66, 67
LaFollette
 Chapman, Ray M., 1953
 Garner, Hugh, 1952, 53, 54
 Kincaid, Bill, 1956
Lake City
 Noe, Richie, 1992
 Smelcher, Jim, 1955, 56, 57
LaVergne
 Templeton, Rick, 1995 (Service)
Lawrenceburg
 Adams, Ralph, 1952
 Brown, Bob G., 1960
 Cone, Steve, 1973, 74
Lebanon
 Stewart, Howard L., 1931, 32, 33
Lenoir City
 Armstrong, Jack, 1946, 47, 48



Burdette, George, 1923, 24, 25
 Bond, Robert U., 1924
 Wampler, Chris, 1980, 81, 82

Lewisburg

Batey, Jack S., 1924
 Medley, Aaron, 2014
 Stocstill, Joe, 2013, 14

Lexington

McAdams, Johnny, 1981, 84
 Herndon, L. Houston, 1927, 28, 29

Livingston

Carr, Hilrey, 1956
 Sadler, Ken, 1958, 59
 McKeen, Allyn, 1925, 26, 27

Loretto

Augustine, Pat, 1959, 61, 62

Loudon

Kline, Cedric, 1986, 87, 88, 89
 Nichols, Jack, 1960, 61

Louisville

Stafford, Tim, 1986, 87

Madisonville

Franklin, Coy, 1958
 Franklin, Mack, 1951, 52, 53 (Capt.)
 Kefauver, Estes, 1922, 23
 Sloan, Ira, 1920, 21

Manchester

Farrar, Scot, 1976, 77

Martin

Clifton, Chad, 1996, 97, 98, 99
 (Capt.)
 Harrell, Justin, 2003, 04, 05, 06
 Ofenheusle, Will, 1999, 00, 01, 02
 (Capt.)

Vowell, J. Graham, 1914, 15, 16, 21
 Vowell, Morris A., 1913, 14, 15, 16
 Vowell, Richie, 1924

Maryville

Braswell, James, 1996
 Brodus, Derrick, 2012, 13
 Casteel, Mike, 1980, 81, 82
 Clemmens, Bob B., 1921
 Douglas, Aaron, 2009
 French, D.F., 1900
 Harris, Chris, 1993 (Service)
 Hill, Jimmy, 1948, 49, 50
 Kerr, Andy, 2003 (Service)
 McBrayer, Brett, 1987, 88
 Melton, Gary, 1966, 67
 Prugh, Chuck, 2004
 Satterfield, Larry, 1972, 73, 74
 Sparkes, Scott, 1987, 88
 Spradlin, Danny, 1977, 78, 79, 80
 Tilson, Paul, 1959, 61, 62
 Webb, Danny, 1958

McEwen

Arnold, Max, 2013
 Baker, Carey, 1990

McKenzie

Arnold, Max, 2014

McMinnville

Lynn, Alan, 1979
 Martin, Danny, 1979, 80

Memphis

Aiken, Malcolm, 1930, 31, 32
 Barnes, William (Billy), 1937, 38, 39
 Bone, William (Bill), 1923, 24
 Bowens, Minor, 2010 (Service)
 Bradford, Jim B., 1919, 20
 Briggs, Jesse, 1977

Brown, Travis, 1998 (Service)
 Buckingham, Nash, FB, 1901, 02
 (Capt.)

Caldwell, Lamar, 1970, 71, 72
 Canale, Frank, 1962
 Canale, George, 1960, 61, 62
 Canale, Whit, 1962, 64
 Cannon, Bram, 2008, 09
 Clear, Cameron, 2011
 Cooper, Richard, 1984, 85, 87
 Cotton, Jackie, 1963, 64, 65
 Dickerson, Calvin, 1981
 Dickerson, Mondre, 2002, 03
 Dorsey, Richard T., 1932, 33, 34
 Fuller, C. J., 1902, 3
 Fulton, Charles, 1965, 66, 67
 Fusco, Ryan, 2005 (Service)
 Harper, Daryl, 1980, 81
 Hidinger, Lee, 1973, 74, 75
 Hogue, Chris, 1996, 97
 Holloway, Jerry, 1967, 68
 Howe, Bubba, 1954, 55, 56
 Hutton, Tom, 1991, 92, 93, 94
 Ingram, Brian, 1977, 78, 79
 Ingram, Reggie, 1990, 91, 92, 93
 Janes, Palmer, 1919, 20, 21
 Johnson, W. C., 1906, 07, 08, 09,
 10 (Capt.)
 King, Greg, 2009, 2013
 Krouse, Henry W., 1932, 34, 35
 Leake, David, 1963, 64, 65
 Leake, Don, 1958, 59, 60
 Linebarier, Chip, 1976, 77, 78
 Lott, Andre, 1998, 99, 00, 01 (Capt.)
 Loudermilk, Robert, 1999
 Marino, Rick, 1966, 67, 68
 Matthews, John, 1981, 82, 83
 McCabe, Willis, 1919
 McGuire, Kennard, 1986, 87
 McKeen, E. Allyn, 1925, 26, 27
 Milam, Kevin, 1970
 Molck, Ricky, 1971, 72
 Moore, Jeff, 1975, 76, 77, 78
 Moore, Vincent, 1987, 89, 90
 Noel, Tori, 1993, 95, 96, 97
 Peoples, Carlton, 1979, 80, 81, 82
 Pinner, Sam, 1996, 97
 Poley, David, 1973, 74
 Pounders, Louis E., 1932, 33, 34
 Powell, Don, 1923
 Robinson, Antonio, 1993
 Sartelle, John, 1993, 94, 95, 96
 Stone, Cory, 1993, 94
 Studaway, Mark, 1979, 80, 81, 83
 Walker, Chris, 2007, 08, 09, 10
 Ward, Ernie, 1973, 74, 75
 Warren, James, 1992, 93
 Watts, Johnny, 1977, 78, 79
 White, Steve, 1992, 93, 94, 95
 Williams, Dan, 2007, 08, 09
 Wilson, Cedrick, 1997, 98, 99
 Wilson, Ellix, 2004, 06, 07, 08
 (Capt.)
 Wilson, Rollin, 1922, 24

Milan

Fields, Earnest, 1988, 89, 90, 91
 (Capt.)
 Fisher, John, 1988, 89, 90, 91 (Capt.)
 Kidd, George, 1992, 93, 94, 95
 McRee, Kenny, 1945

Smith, Jeff, 1981, 82, 84, 85
 Smith, Larry, 1989
 Via, Mike, 1986 (Service)
 Woods, Gerald, 1963, 64, 65

Morristown

Ashford, Patrick, 2014
 Christmas, E. K., 1924
 Gratz, Bobby, 1963, 64, 65
 Hale, Jerronne, 2002 (Service)
 Helton, L. T., 1960, 62
 Jellicorse, Reggie, 1964, 65
 Jones, Frank D., 1926
 Sanders, Randy, 1985, 86, 87, 88
 Spooner, Bill, 1953
 Stewart, James, 1991, 92, 93, 94
 Wemlinger, Gary, 1969

Mt. Juliet

Hibbett, Johnny, 1983, 84, 85, 86
 Pafford, R. W., 1904, 05

Mt. Pleasant

Powell, John, 1951, 52, 53

Mumford

Jones, Johnnie, 1982, 83, 84 (Capt.)
 Witherington, Sid, 1973

Murfreesboro

Allen, Mikki, 1996, 97, 98, 99
 Carter, Howard, 1976 (Service)
 Demastus, Mike, 1974, 75 (Service)
 Griffin, Gerald, 1996, 97, 98, 99
 Hayes, Joe Black, 1936, 36, 37
 (Capt.)

Hughes, Montori, 2009, 10
 Locke, Eric, 2000

Morton, Bobby, 1962, 63
 Parsons, David, 1974, 75, 76
 Peebles, Antron, 1996, 97, 98
 Treecce, Chris, 1987

Nashville

Amonette, Jason, 1993 (Service)
 Armstrong, Carlton, 1979, 80, 81
 Barnett, Derek, 2014
 Bartholomew, Ben, 2008, 09, 11, 12
 Bartholomew, Will, 1998, 99, 00, 01
 (Capt.)

Bass, Ben, 1969

Baucom, Tom, 1967, 68, 69
 Biggers, Kurston, 1999
 Brown, Herbert T., 1928, 29, 30
 Bush, Wayne, 1962, 63
 Campbell, David, 1971, 72, 73
 Carter, Jacob, 2012, 13, 14
 Carter, Tony, 1984 (Service)
 Carter, Vince, 1984, 85, 86
 Davis, Keith, 1985, 86, 87, 88
 Decker, James Quinn, 1928, 29, 30
 Denney, Austin, 1965, 66 (Capt.)
 Disspayne, Elmer, 1939
 Dudley, Bubba, 1969
 Fisher, Dave, 1968, 69
 Fisher, Lavoisier, 1982, 83, 84, 85
 Fisher, Walter, 2006, 07, 08
 Fitzgerald, Maurice (Buck), 1998,
 99, 00, 01

Fleming, Cory, 1990, 91, 92, 93
 (Capt.)

Foxall, Joe, 1960, 61, 62
 Frank, Milton, 1931, 32, 33
 Gaines, Greg, 1978, 80
 Gaylor, Jim, 1975, 76, 77
 Goodrich, Guinn B., 1932, 33

Gordon, Eric, 2010, 11, 12
 Gordy, John, 1954, 55, 56 (Capt.)
 Hackman, J. S. (Buddy), 1928, 29, 30
 Henderson, John N., 1999, 00, 01
 (Capt.)
 Hill, Claude, 1946, 47, 48
 Holbert, David, 2004, 05, 06, 08
 (Service)
 Husband, Tom, 1958, 60
 Ingram, Phil, 1978, 79
 Jakobik, Jack, 1991, 92
 Johnson, Greg, 1993, 94, 95, 96
 Johnson, Neil, 1998, 99, 00
 Jones, Kenny, 1978, 79, 81, 82
 Jones, Mike E., 1967, 68, 69
 Jones, Sam W., 1923, 24, 26
 Lowe, Wes, 1989
 Lynch, Brian 1997, (Service)
 Maxwell, Jim, 1970, 71
 McClain, Lester, 1968, 69, 70
 Miller, Jim, 1983, 84, 85, 86
 Mixon, Manley, 1968, 69, 70
 Mondelli, Jim, 1967, 68
 Patterson, Bobby, 1967, 69
 Patterson, Jack, 1963, 64, 65
 Phillips, Mose, 1991, 92, 93, 94
 Poe, Matt, 1994 (Service)
 Powell, Jeff, 1985
 Proctor, J. B., 1946, 47, 48
 Richardson, Antonio, 2011, 12, 13
 Ridley, Reggie, 2001 (Service)
 Robertson, Jashon, 2014
 Robinson, Tom, 1923, 24, 25
 Rogers, Austin, 2007, 08, 09
 (Service)
 Rogers, Zach, 2009, 10, 11, 12
 Saunders, W. Raymond, 1929, 30, 31
 Silvey, George, 1968, 70, 71
 Smith, Wayne, 1968, 69
 Sneed, W. Bush, 1923
 Spivey, Jeremy, 1992
 Stacey, Dan, 2000, 01
 Stone, James, 2010, 11, 12, 13
 Talbot, Joe, 1923
 Tomlinson, Billy, 1963, 64, 65
 Waddell, Ken, 1959, 60
 Wade, John, 1979
 Williams, Jay, 1977, 78, 79, 80
Newcomb
 Sharp, Brad, 2003 (Service)
New Market
 Huff, Avery, 1980
 Riley, Spencer, 1996, 97, 98, 99
 (Capt.)
Newport
 Henry, Duan, 1982
 Martin, Craig, 1990, 91
Niota
 Thompson, Johnny, 1970, 72
Norris
 Duncan, Alan, 1978, 79, 80
Oak Grove
 Fairfield, C. D., 1897
Oak Ridge
 Colquitt, Jerry, 1991, 92, 93, 94
 Griffith, Dave, 1952, 53
 Grubb, Jim, 1956, 57
 Higginbotham, Roger, 1974
 Lanter, Bill, 1956, 57
 Lee, Alan, 1974
 Love, Emmon, 1971, 72, 73

Pope, Jackie, 1960
 Richards, Larry, 1960, 61, 62
 Shaffer, David, 1971, 72, 73
 Stephens, Don, 1958
 Summers, Shawn, 1992, 93, 94, 95
 Walker, Jeff, 1975
Old Hickory
 Clay, Boyd, 1937, 38, 39
Oliver Springs
 Kreis, Gary, 1967, 68, 69
Ooltewah
 Smith, Jacques, 2010, 11, 12, 13
Paris
 Humphreys, Cecil C. (Sonny), 1933,
 34, 35
 Scholes, Charles, 1954
 Smith, Gordon E., 1931, 32, 33
 Teague, Marsalis, 2009, 10, 11, 12
Perryville
 Striegel, Roy B. (Pap), 1919, 20, 21,
 22 (Capt.)
Philadelphia
 Wilkerson, Bruce, 1983, 84, 85, 86
 (Capt.)
Pikeville
 Boynton, John, 1965, 66, 67
 Thomas, Houston, 1987, 88, 89
Portland
 Bailey, John (Skeeter) W., 1938
 McGlothlin, Bill, 1970, 71, 72
 Wallen, Joe, 1936, 38, 39
Powell
 Drummer, Tyler, 2012, 13
Powell Station
 Dougherty, Nathan W., 1906, 07, 08,
 09 (Capt.)
Pulaski
 Abernathy, George T., 1926, 27
 Aymett, Julian, 1902, 03
 Denbo, Don, 1968, 69, 70
 Edgmon, Sam, 2009
 Gordon, Bobby, 1955, 56, 57
 Redding, Jack, 1944
Rockford
 Emert, Justin, 1998 (Service)
Rockwood
 Baker, W. G., 1906, 07, 08
Rogersville
 Winstead, Jid, 1956
Sale Creek
 Holland, Mark, 1992, 93, 94
Savannah
 Barnhill, John, 1925, 26, 27 (Capt.)
 Kerr, R. V., 1911, 12, 13, 14
 Thompson, Joe, 1969, 70, 71
Selmer
 Finlayson, Jake, 2002, 03, 05
 Finlayson, John, 1998, 99, 00, 01
Sevierville
 Cox, William G., 1929, 31
 Layman, Jason, 1992, 93, 94, 95
 (Capt.)
 Mathews, Joey, 1999, 00, 01
 McCroskey, Frank, 1952, 53
Sewanee
 Majors, Bill, 1958, 59, 60
 Majors, Bobby, 1969, 70, 71
Seymour
 Atchley, Randy, 1984 (Service)
 Galyon, Scott, 1992, 93, 94, 95
 (Capt.)

Shelbyville
 Coffey, Charles, 1953, 54, 55
 Gleaves, Bob, 1956
 McCroskey, Clemmons, 1989, 90
 Palmer, Edwin C., 1933, 34, 35
 (Capt.)
 Shofner, Austin C., 1936
Signal Mountain
 Sullivan, Jimmy, 1962, 64
Smyrna
 Johnson, Marsalous, 2006, 07, 08,
 09
 Wilks, Rod, 2009, 11, 12
Soddy Daisy
 Upton, Mark, 1993
Somerville
 Armstrong, Murray, 1956, 57, 58
 Bennett, Tom L., 1969, 70, 71
 Rike, Jim, 1938, 39
South Pittsburg
 Dietzen, Walter N., 1919, 20, 21
 Moore, Eddie, 1999, 00, 01, 02
 (Capt.)
 Neff, Herbert Artie, 1922, 23, 24, 25
 Phillips, Jimmie R., 1920, 22
 Smith, Kenny, 1997
Sparta
 Cantrell, Edd M., 1953, 54, 55, 56
 Johnson, Bill, 1955, 56, 57 (Capt.)
 Little, Joseph P. (Joe), 1936, 37, 38
 Mitchell, Stan, 1963, 64, 65
 Mitchell, Steve, 1971, 72, 73
Spring City
 Benton, Charles, 1983, 84, 85, 86
 Brengle, Bobby, 1952, 53, 54
 Douglas, David, 1984, 85
 Douglas, Steve, 1983, 84
 Gillespie, Charles, 1979, 82
Spring Hill
 Gauden, Rashaan, 2014
 Peery, Arnall, 1906, 07, 08, 09
 Wells, Scott, 2000, 01, 02, 03 (Capt.)
 Wharton, Vic, 2014
Sweetwater
 Cleveland, Terence, 1986, 87, 88, 89
 Cozart, Joe, 1981, 82
 Kile, Jack, 1959
 Valk, Warren, 1941
Talbott
 Crossley, Andrew, 2003 (Service)
Tellico Plains
 Phillips, Ed, 1963
 Stratton, Mike, 1959, 60, 61
Ten Mile
 Letner, Cotton, 1958, 59, 60
Trenton
 Long, R. A., 1942, 45, 46
Tullahoma
 Anderson, Malcolm S., 1932, 33, 34
 Brixey, Tom, 1948, 49
 Campbell, M. R., 1896, 99
 Duvall, Jim, 1975, 76, 77
 Ellis, Dick, 1967
Tusculum
 Doak, Alf, 1920
Union City
 Adkins, Stockton, 1955, 56, 57
 Jernigan, Tom, 1967, 68
 Phillips, Marvin, 1958, 59, 60
Walland
 Dalton, Benny, 1968, 69



Dalton, Bob, 1961, 62, 63

Waverly

Baird, Doug, 1987, 88, 89, 90

Waynesboro

McClain, Hubert, 1961

White Bluff

Williams, Robert, 2005 (Service)

Winchester

Fulmer, Phillip, 1969, 70, 71

Hall, Jeff, 1995, 96, 97, 98 (Capt.)

Rudder, Bill, 1971, 72, 73

Woodbury

Robinson, Ray, 1985, 86, 87, 88

■ ALABAMA

Athens

Brown, Wes, 2006, 07, 08, 09

Birmingham

Anderson, Carson, 2012

Browne, David, 1968, 69, 70

Caldwell, Mike, 1972, 73, 74

Crump, Raiques, 2010, 11, 12, 13

Garmon, Bob, 1985, 86, 87

Logan, Kim, 1975, 76, 77

Meek, Bill, 1940, 41, 42

Poole, Robert, 1994, 95, 96, 97

Sutton, Phil, 1978, 79

Bridgeport

Robinson, Tyrone, 1985, 86

Carbon Hill

Darty, Landon, 1955, 56, 57

Florence

Akin, Brent, 1978 (Service)

Anderson, Charlie, DE, 1974, 75, 76

Gooch, Mike, 1965, 67, 68

Gordo

Lanier, Izauea, 2011

Heflin

Wright, Gary, 1966, 67

Homewood

Powers, Rick, 1976, 77

Hoover

Propst, John, 2010, 11, 12, 13

Huntsville

Burns, Mark, 1979, 80, 81

Butler, Ed, 1999, 00, 01

Cooper, Kenneth, 1981, 82, 83, 84

Holloway, Condredge, 1972, 73, 74

(Capt.)

Kent, Jermaine, 2001 (Service)

Kent, Joey, 1993, 94, 95, 96

Malone, Robert, 1976, 78

Moore, Rashad, 1999, 00, 01, 02

Phillips, Greg, 1975, 76

Rowan, Billy Joe, 1946, 47

Swain, Jayson, 2003, 04, 05, 06

Irondale

Hobby, Marion, 1986, 87, 88, 89

(Capt.)

Meridianville

Moon, David, 1984

Mobile

Bohannon, Willie, 2009, 10, 11, 12

Kimbrough, Charles, 1985, 86, 87

Lewis, Roderick, 1990, 91

Martin, Tee, 1996, 97, 98, 99 (Capt.)

Powe, Roc, 1991

Montgomery

Downey, Pat, 1962, 63

Flowers, Richmond, 1966, 67, 68

Trott, Stan, 1970, 71, 72,

Weary, Fred, 1998, 99, 01 (Capt.)

Williams, Keldrick, 2002

Muscle Shoals

Allen, Jason, 2002, 03, 04 (Capt.),

05 (Capt.)

Opelika

Larkins, Corey, 2001, 02, 03, 04

Oxford

Carson, Allan, 2011

Prichard

Bennett, Fred, 1984, 85, 86

Wilson, Charles, 1984, 85, 86, 87

Russellville

Sears, Arron, 2003, 04, 05, 06

Sheffield

Crowson, Larry, 1951

Finch, Kelsey, 1976, 77, 78

Tuscaloosa

Gann, Gene, 1960, 61

Tuscumbia

Summerhill, Deanthonie, 2013

York

Edmonds, H. M., 1896, 97, 1900

■ ALASKA

Fairbanks

Bonham, Shane, 1992, 93

■ ARIZONA

Mesa

Binion, Larry, 1995, 96

Phoenix

Fair, Terry, 1994, 95, 96, 97

■ ARKANSAS

Augusta

Turner, James, 2004, 05

Clarendon

Houston, Cedric, 2001, 02, 03, 04

Jonesboro

Coleman, Reggie 1999, 00, 01

Jones, Greg, 2002, 03

Newport

Ratliff, Leslie, 1992, 93, 94

Warren

Fellows, Roshawn, 2004, 05

Kemp, Ricardo, 2006, 07

Smith, Bret, 2003, 2004, 05, 06

■ CALIFORNIA

Antioch

Toeaina, Albert, 2004, 05

Bakersfield

Darr, Matt, 2011, 12

Dunkin, Jim, 1983, 84

Berkeley

Howard, Anthony, 1985, 86

Carson

Burnett, Kevin, 2000, 01, 03 (Capt.),

04 (Capt.)

Moore, Byron, 2011, 12, 13

Compton

Mixon, Dimarya, 2014

Cypress

Alatorre, Steve, 1980, 81

Fountain Valley

Valbuena, Gary, 1972, 73

Granada Hills

Granzow, Judd, 1998, 99

Huntington Beach

Aiello, Sam, 1982

Ishii, Dusty, 2003

Irvine

Gerardi, Greg, 1990

Julian

Pope, Cody, 2010

Kingsburg

Bray, Tyler, 2010, 11, 12

Lomita

Carr, J.R., 2011, 12, 13

Long Beach

Morris, Randall, 1980, 81, 82, 83

Los Angeles

Dafney, Bernard, 1990, 91

Mims, Chris, 1990, 91

Moorpark

Weaver, Mark, 2002 (Service)

Northridge

Clausen, Casey, 2000, 01, 02, 03

(Capt.)

Jackson, Malik, 2010, 11

Oakland

Ransom, Lester, 2005 (Service)

Simmons, Tony, 1982, 83, 84

Paramount

Veal, Demetrian, 2001, 02

Pasadena

Miller, Anthony, 1986, 87

Sacramento

Smith, Onterrio, 1999

Stallworth, Donte', 1999, 00, 01

San Bernardino

Swanson, Eric, 1984, 85

San Diego

Foster, Arian, 2005, 06, 07, 08

San Jose

Wilson, Gibriel, 2002, 03

San Ramon

O'Neal, Kenny, 2007

Thousand Oaks

Clausen, Rick, 2004, 05 (Capt.)

Valencia

Rivera, Mychal, 2010, 11, 12

Walnut Creek

Simon, Kevin, 2002, 03, 05

Whittier

Mauriello, Bob, 1966

■ CONNECTICUT

Bridgeport

DeHart, Dick, 1966 (Service)

Dobelstein, Robert, 1942, 44 (Capt.),

45

Dobelstein, Russ, 1944, 45, 46

Falco, Joe, 1963, 64

Hubbell, Franklin S. (Bud), 1941,

42, 46

Hubbell, Webster E., 1941

Pedersen, Arnold, 1962, 63

Wildman, Charles, 1944, 45, 46, 47

New Britain

Middleton, Albert, 1932

South Windsor

Symonds, Brad, 1994 (Service)

Stamford

Mayes, Vin, 1966 (Service)

■ DELAWARE

Del Mar

Ellis, Alex, 2014

Wilmington

Davis, Vando, 1986, 87, 88

■ FLORIDA

Apopka

Elmore, Kent, 1988, 89

Smith, Tom, 2013

Bartow

Frazier, Bobby 1963, 64, 65

Boca Raton

Sullenger, Owen, 1996

Bradenton

Anderson, Bill, 1955, 56, 57

Gooden, Bernard, 1999, 00

Brooksville

Bronson, Tom, 1987

Fisher, Tom, 1964, 65

Clearwater

Hunt, George, 1969, 70, 71

Clewiston

Glass, Glenn, 1959, 60, 61

Cooper City

Johnson, Lemond, 2013, 14

Coral Gables

McDougal, Ed, 1974 (Service)

Coral Springs

Palardy, Michael, 2010, 11, 12, 13

Daytona Beach

Lane, Marlin, Jr., 2011, 12, 13, 14

Deerfield Beach

Schaeffer, Brent, 2004

Delray Beach

Clark, Vince, 1982, 83, 84

Jester Nick, 1992, 93, 94, 96

Eau Gullie

Callaway, Richard, 1967, 68, 69

Fort Lauderdale

Cannon, Gary, 1960, 61

Miley, Floyd, 1988, 89, 90, 91

Reich, Phil, 1987

Fort Pierce

Phillips, Vernon, 1980

Frostproof

Harper, Alvin, 1987, 88, 89, 90

Henry, Travis, 1997, 98, 99, 00

Fruit Cove

Peterman, Nathan, 2013, 14

Gainesville

Bronson, Tommy E., 1955, 56, 57

Dickey, Daryl, 1984, 85

Hahn, Jimmy C., 1966, 67, 68

(Service)

Saulsberry, Trevarris

Williams, Jordan, 2011, 12, 13, 14

Graceville

Stokes, Charles, 1950, 51

Immokalee

Saint Preux, Ovince, 2002, 04

Jacksonville

Bynum, Kenny, 2014

Crain, Michael, 2007

Gordon, Milton, 1986

Lambert, Ken, 1971, 72

Nettles, Ray, 1969, 70, 71

Newsome, Scott, 2002, 03, 04

Partin, Maxwell R., 1941, 45, 46

Sollee, Neyle, 1958, 59

Wallace, Randy, 1974, 75, 76

Watts, Jim, 1972, 73, 74 (Capt.)

Key Biscayne

Burke, Greg, 1989, 90

Lake Butler

Thomas, Jimmy, 1967, 68, 69

Lake City

Sandlin, Bobby, 1956, 57, 58

Lake Wales

Thompson, Tony, 1988, 89, 90

Lakeland

Evans, Art, 2008, 09, 10, 11

Harrison, Jim, 1979 (Service)

Largo

Stowers, Donnie, 1977 (Service)

Lauderdale Lakes

Brown, Tony, 2001, 02, 03, 04

(Capt.)

Gray, Daniel, 2012

Mitchell, Cleon, 1993

Williams, Gerald, 2008, 09, 10

Longwood

Dilemma, Bill, 1991

Marianna

Bevis, William (Billy), 1942, 44, 45

(Capt.)

Merritt Island

Brady, David, 1973, 74, 75, 76

Miami

Coleman, Wayne A., 1960, 61, 62

Daniels, Terry, 1979, 80, 81

Morley, Demetrice, 2005, 06, 08

Morris, Horace, 1991, 92, 93 (Capt.)

Powell, Jim, 1942, 46, 47, 48 (Capt.)

Priest, Tom, 1953, 55

Revez, Carlos, 1985, 86

Revez, Fuad, 1981, 82, 83, 84

Reyes, Orlando, 1986

Simons, Kevin, 1985, 86, 87, 88

Tanner, Larry, 1939

Taylor, Lenny, 1981, 82, 83

Thomas, Dave, 1990

Warren, Buist, 1938, 39, 40

Young, Eddie, 1955

Ziegler, Kelly, 1984, 85, 86, 87

(Capt.)

Midland

Edmiston, Don (Speedy), 1939,

40, 41

Mulberry

Ellis, Carl, 1963, 64

Naples

Herrera, Anthony, 2000, 01, 02, 03

New Smyrna Beach

Peterson, Trey, 1993, 94, 95

Ocala

Edwards, Skip, 1964, 66

Ellspermann, Steve, 1966 (Service)

Lincoln, Daniel, 2007, 08, 09, 10

Orlando

Couch, Maurice, 2011, 12

Howard, Alton, 2012, 13, 14

Palatka

Johnson, Carl, 1970, 71, 72

Pensacola

Payne, Harold (Herky), 1949, 50, 51

Washington, Anthony, 1976

Plantation

Fagan, Jomo, 2002, 03, 04

Ponte Vedra Beach

Bates, Dillon, 2014

Port Orange

Wold, Steve, 1968, 69, 70

Punta Gorda

Reed, Justin, 2003, 04, 05

Riviera Beach

Brown, Richard, 1984, 85

Royal Palm Beach

Battle, Julian, 2001, 02

Sarasota

Archibald, Doug, 1964, 65, 66

Carter, Al, 1955, 56, 57

Hannon, Chris, 2002, 03, 04, 05

Stottlemeyer, Dave, 1955, 56, 57

Traa, Michael, 1997

Sebring

Sanders, Jesse, 1992, 93, 94, 95

Shalimar

Coffey, Bryan, 1985

St. Augustine

Hancock, Quintin, 2007, 08, 09

St. Petersburg

Haslam, Jim, 1950, 51, 52 (Capt.)

Hutchinson, Byron, 1942

Nowling, William E., 1940, 41, 42

Sunrise

Vladimir Richard, 2007, 08, 09

Tallahassee

Hand, Omari, 1999, 00, 01, 02 (Capt.)

Robinson, Tony, 1983, 84, 85

Tampa

Bennett, Andy, 1969, 71

Dorsey, Albert, 1965, 67

Edmonds, Derrick, 1996, 97, 98, 99

Gunn, Carlton, 1979

Killian, Gene, 1971, 72, 73

Kiner, Steve, 1967, 68, 69

Shannon, H. I., 1908, 09

Titusville

Storey, Jake, 2009, 10

Vero Beach

Jackson, Marcus, 2011, 12, 14

West Palm Beach

Maggitt, Curt, 2011, 12, 14

Winter Garden

Vereen, Corey, 2013, 14

■ GEORGIA

Albany

Revill, William, 2002, 03

Alpharetta

Dobbs, Joshua, 2013

Americus

Burton, Lee Otis, 1978

Parrish, Doug, 1979, 80, 81, 82

Sims, Tommy, 1982, 83, 84, 85

(Capt.)

Whitehead, Mike, 1985, 86, 87

Athens

Allen, David C., 1970, 71, 72

Campbell, Tony, 2000, 01

Smith, Chuck, 1990, 91

Watson, Quenshaun, 2012

Woodruff, George (Bob), 1936, 37,

38

Atlanta

Barron, David, 1974, 75, 76, 77

Berkhan, Rick, 1977 (Service)

Bolton, Chris, 1977, 78, 79, 80

Bullard, Ralph, 1974, 75, 76, 77

Carlmichael, Nick, 1971, 72, 73

Furlow, Derrick, 2009

Graddy, Sam, 1985, 86
 Heath, Ricky, 1973
 Jenkins, Lee, 1980, 81, 82
 Johnson, Inquorus (Inky), 2004, 05, 06
 Lewis, Jamal, 1997, 98, 99
 Myles Jr., Darren, 2009
 Rabenstein, Russ, 1973, 74, 75
 Terry, Mike, 1979, 81, 82
 Wyche, Bubba, 1967, 68
Augusta
 Grant, Deon, 1997, 98, 99
 Gray, Glenn, 1963, 64, 65
 Inglett, Paul, 1959, 60
 Krause, Dick, 1958
Bonaire
 Sessions, Anthony, 1999, 00
Brunswick
 Coleman, Justin 2011, 12, 13, 14
Calhoun
 Rogers, Da'Rick, 2010, 11
Cartersville
 Leachman, Lamar, 1952, 53, 55
Cedartown
 Gammage, Elliott, 1965, 66, 67
Chamblee
 Ackermann, Norbert J. Jr., 1963, 64
 Cofer, Mike E. , 1979, 80, 81
 Spiva, Andy, 1973, 74, 75, 76 (Capt.)
Clarkston
 Coleman, Cosey, 1997, 98, 99
Cohutta
 Young, Sean, 2000, 01, 02, 03
College Park
 Fowlkes, Steven, 2012
 Walker, Shon, 1988, 89, 90, 91
Columbus
 Bonner, Deion, 2012
Commerce
 Overton, Mike, 1973, 74, 75, 76
Conyers
 Jun, Reggie, 2013
Cordele
 Faircloth, Mallon, 1961, 62, 63
Dalton
 Hair, Sammy, 1972, 73, 74
 Mayo, Bill, 1981, 82, 83, 84
 Raines, Stephaun, 2009
 Starling, Marcus, 1977, 78
 Thomason, Brett, 2008 (Service)
 Townsend, Ricky, 1972, 73, 74
 Weatherford, Jim, 1966, 67, 68
Dawsonville
 Cunningham, Chad, 2007, 08, 09, 10
Decatur
 Chadwick, Dennis, 1970, 71, 72
 Chadwick, Walter, 1965, 66, 67
 Kell, Chip, 1968, 69, 70
Doraville
 Fitchpatrick, Tim, 1973, 74, 75
Douglas
 Tucker, Glen, 1976, 77
Douglasville
 Grimes, Bill, 2006 (Service)
Dublin
 Wynn, Herman D. (Breezy), 1931, 32, 33
Dunwoody
 King, Justin, 2012, 13
Ellenwood
 Dallas, Vincent, 2011, 12

Fairburn
 Berry, Eric, 2007, 08 (Capt.), 09 (Capt.)
 Berry, Elliott, 2014
 Berry, Evan, 2014
Fayetteville
 Neal, Rajion, 2010, 11, 12, 13
Forsyth
 Toles, Alvin, 1981, 82, 83, 84
Fort Valley
 Davis, Antone, 1987, 88, 89, 90
Ft. Oglethorpe
 Poole, Steve, 1973, 74, 75
Gainesville
 Johnson, A.J., 2011, 12, 13, 14
 West, Tommy, 1973, 74, 75
Girard
 Buxton, Buck, 1996, 97
Griffin
 Gault, Willie, 1979, 80, 81, 82
 Talley, Ben, 1991, 92, 93, 94 (Capt.)
 McDaniel, Victor, 1983
 Richards, Willie, 1992
 White, Fred, 1996, 97, 98, 99
Jesup
 Warren, John, 1979, 80, 81, 82
Jonesboro
 Greene, Ben, 2004, 05, 06
 Horn, David, 1992, 93, 94, 95
 Parker, Anthony, 2005, 06, 07, 08
 Smith, Tracy, 1990, 91, 92
 Sutton, Cameron, 2013
Kennesaw
 Randolph, Brian, 2011
 Scandrette, David, 1982, 83
Lafayette
 Careathers, Paul, 1972, 73, 74
 Hannah, Carl, 1956
 Shields, Lebron, 1958, 59
 Suttle, Chevette, 1980
Lithonia
 Golden, Tad, 1998, 99, 00, 01
 Stallworth, Thomas, 2001
 Thompson, LaMarcus, 2007, 08, 09, 10
Locust Grove
 McDowell, Cortez, 2014
Mableton
 Cunningham, Rory, 1980
 Wheeler, Ronnie, 1973, 74, 75
Macon
 Brown, Terry, 1983, 84, 85, 86
 Jackson, Leonard, 1980, 81
 Kendrick, Edward, 1999, 00, 02
 Williams, Owen, 2014
Marietta
 Hall, Jason, 2002, 03, 04, 05
 Jenkins, Ryan, 2014
 McCallum, Chip, 1988, 89
 Newman, Philip, 2002, 03 (Service)
 Randolph, Brian, 2011, 12, 13, 14
 Shaw, Robert, 1975, 76, 77, 78 (Capt.)
 Smith, Mike 1973, 75 (Service)
 Tinsley, Derrick, 2001, 02, 03, 04
 Wilson, Eddie, 1971, 72, 73
Norcross
 Croom, Jason, 2013, 14
Oxford
 Carter, Dale, 1990, 91

Powder Springs
 Johnson, Steve, 1994, 95, 97, 98
 Suggs, A.J., 2000
Ringgold
 Patterson, Don, 1958, 59, 60
Riverdale
 Olasimbo, Roy, 2007
 Scott, Chris, 2006, 07, 08, 09
Rome
 Darville, Stephen, 2008 (Service)
 Doolin, Phil, 1973
Rossville
 Scott, Bobby, 1968, 69, 70
 Ritchey, Jim, 1954
Savannah
 Brown, Victor, 1992, 93
 Warren, Dewey, 1965, 66, 67
Scottdale
 Frost, Tim, 1992
Stone Mountain
 Davis, Jabari, 2001, 02, 03, 04
 Mitchell-Thornton, Nigel, 2009, 10, 11
 Pearce, Lanny, 1968
Summerville
 Parrish, Jarod, 2003, 04, 06, 07
Suwanee
 Freeman, Brent, 2008 (Service)
 James, Ja'Wuan, 2010, 11, 12, 13
Thomasville
 Wilson, Dwight, 1980
Tifton
 Holt, Ricky, 1981, 82, 83
Toccoa
 Poole, Tauren, 2008, 09, 10 (Capt.), 11 (Capt.)
Tucker
 Horne, Kevin, 1998 (Service)
 North, Lee, 1978, 79, 80, 81 (Capt.)
Tyrone
 Brewer, Brent, 2010, 11, 12, 13
Valdosta
 Folsom, Derrick, 1989
 Orta, Geraldo, 2012, 13, 14
 Rowe, Gary, 1974, 75, 76
 Sapp, Dontavis, 2010, 11, 12, 13
Villa Rica
 Weaver, Herman, 1967, 68, 69
Warner Robins
 Clark, Gregory, 2013
 Respert, Jason, 2000, 02, 03, 04 (Capt.)
Waynesboro
 Hamilton, Mercedes, 1995, 96, 97, 98 (Capt.)
Woodstock
 Harris, Christian, 2012, 13

■ HAWAII
Kahuku
 Mapu, Jonathan, 2002, 03, 06, 07
Kailua-Kona
 Mahelona, Jesse, 2004, 05 (Capt.)

■ IDAHO
Boise
 Aitchison, Bret, 1979
 Grant, Stan, 1976
 Mohrman, Mike, 1972, 73, 74
Merida
 Stowell, Mike, 1989, 90, 91, 92

**Twin Falls**

Watson, Brent , 1974, 75, 76, 77
(Capt.)

Idaho Falls

White, Brad, 1978, 79, 80 (Capt.)

ILLINOIS**Aurora**

Munro, Colin, 1951, 53

Bolingbrook

Bandemier, Bill, 1973

Centralia

Lipscomb, Paul, 1942

Chatham

Helm, Daniel, 2014

Chicago

Cameron, A. D. (Scotty), 1912, 14, 15

Johnson, Ramone, 2008

Neal, Karlton, 2001, 02, 03, 04

Urubek, Steve, 1971, 72, 73

Crystal Lake

Fuhler, Tom, 1990, 91

East Moline

Hood, Merlyn, 1970, 71

East St. Louis

Fisher, Armandos, 1993

Hinsdale

Bayless, John D., 1931, 32, 33

Homewood

Fulton, Zach, 2010, 11, 12, 13

Mascoutah

Milton, Matt, 20011

Mt. Prospect

Francis, Jeff, 1985, 86, 87, 88

O'Fallon

Hendrix, Dewayne, 2014

Oak Lawn

Goodrich, Dwayne, 1996, 97, 98, 99

Shorewood

Parker, Eric, 1998, 99, 00, 01

INDIANA**Fort Wayne**

Hyde, Jerry, 1951, 52, 53

Rushin, Don, 1954

Indianapolis

Banks, James, 2002, 03

LaPorte

Szawara, Al, 1976

South Bend

Henderson, Sam, 1982, 83, 85

Syracuse

Chang, Peter, 2005

Vincennes

Allen, Jimmy, 1970

IOWA**Ames**

Benson, Chris, 1989

Corydon

Clayton, Rufus, 1922

Davenport

Herrmann, Gary, 1951

Moeller, Gene, 1951, 52

Iowa City

Davis, Dorian, 2006, 07

Marcus

Hueser, Vernon, 1946, 47, 48

KANSAS**Lawrence**

DeLong, Keith, 1985, 86, 87, 88

(Capt.)

Lenora

Teel, Jerry, 1991

Wichita

Brown, Bryce, 2009

Nelson, Lance, 1990

KENTUCKY**Berea**

Stocker, Luke, 2007, 08, 09, 10

(Capt.)

Campbellsville

Wagster, John, 1970, 71, 72

Corbin

Bible, Alvah, 1970 (Service)

Danville

Chambers, Harold, 1960

Ford, Chester, 1994, 95, 96

Elizabethtown

Bennett, William R. (Bill), 1956, 57

Bird, Terry, 1964, 65, 66

Fleming

Stapleton, Clayton, 1941, 46, 47

Fort Thomas

Smith, Rob, 2002, 04, 05 (Capt.)

Franklin

Roe, Joe , 1957

Young, Jimmy, 1970, 71, 72

Fulton

Roberts, Louis T., 1928, 29, 30

Hazard

Burklow, Sammy, 1956, 57, 58

Jackson

Fugate, Channing, 2010, 11, 12

Kenvir

Asbury, E. J., 1944, 45

Louisville

Ackermann, Norbert J. Sr., 1939, 40

Autry, Keith, 1974

Cissell, Don, 1959, 60

Coleman, Chuck , 1981, 82, 83

Embry, Jim, 1974

Hayden, Jerrod, 1997

Jackson, Bernard, 1998, 99, 00, 01

Johnson, Shawn, 1996, 97

Jones, Montrell, 2001, 02

Klarer, Rudolph (Rudy), 1941, 42

Lampley, Brad, 1996

Marquart, Cliff, 1959, 60, 61

McQuady, Claude, 1945

Mulloy, Richard, 1939, 40, 41

Taylor, Leland, 1993, 94

Theiler, Gary, 1969, 70, 71

Thomas, Brent, 2000

Mayfield

Stephenson, Casey, 1944, 45

Middlesboro

Fuson, Clyde (Ig), 1942

Murray

Porter, Steve, 1976, 77, 78

Richmond

Faulkner, Craig, 1990, 91, 92, 93

(Capt.)

Morton, Robert, 1975

Somerset

Hunter, George L., 1936, 37, 38

Jasper, Bill, 1949, 50, 51

South Fulton

Lowe, Jim, 1963, 65

LOUISIANA**Abbeville**

Mitchell, Jason, 2002, 03, 04, 05

Baton Rouge

Gaines, Cory, 1995, 96, 97

LaCoste, Kelley, 1967

Lathers, Herman, 2009, 10, 12

Thomas, Dallas, 2009, 10, 11, 12

Carencro

Taylor, Lucas 2006, 07, 08 (Capt.)

Clinton

Waggnner, Prentiss, 2009, 10, 11, 12

Covington

Silvan, Nilo, 1992, 93, 94

Destrehan

Brown, Chris, 2004, 05, 06, 07

Lafayette

Begnaud, Shane, 1993, 95, 97

Pratt, Troy, 1996

Shaw, Jarrod, 2008, 09, 10

Lake Charles

Jackson, Janzen, 2009, 10

Marrero

Reado, Jarvis, 1995, 97, 98

Metairie

Chauvin, Christian, 2001 (Service)

Davis, Harlan, 1990

New Orleans

Lauricella, Hank, 1949, 50, 51

Manning, Peyton, 1994, 95, 96, 97

(Capt.)

Thompson, Raynoch, 1997, 98, 99

Norco

Emery, John, 1993, 94

Sentimore, Darrington, 2012

Plaquemine

Williams, Ja'Kouri, 2005, 06, 07

River Ridge

Beron, Billy, 1994, 95, 96

Ruston

Peace, Robert, 2000, 01, 02, 03

Shreveport

Wade, Jonathan, 2002, 04, 05, 06

Zachary

Scott, Leonard, 1999, 00, 01, 02

MARYLAND**Accokeek**

Harris, Paul, 2013

Baltimore

Brandau, Arthur, 1942

Creamer, Andre, 1984, 85, 86, 87

Kyler, Greg, 1995

Cumberland

Gaffney, James T., 1941, 42

Hagerstown

Freeman, Dewayne, 1992

Martin, Fred, 1963, 64

Oxen Hill

Duncan, Clyde, 1981, 82, 83

Severn

Henson, Tavio, 1989, 90, 91, 92

Ruth, Rodney, 1992

Severna Park

Green, Ron, 1995, 96, 97, 98

Silver Springs

Smithers, Bob, 1956

■ MASSACHUSETTS

Brockton

Gold, Bill, 1941, 42, 46
Kaseta, Vince, 1949, 50, 51

Danvers

Burnham, Bruce, 1954, 55, 56

Lawrence

Sweeney, Terry, 1953

Peabody

DeLucca, Jerry, 1954, 55

■ MICHIGAN

Birmingham

Tracy, Tom, 1953, 54

Detroit

Hayden, Aaron, 1991, 92, 93, 94
Vest, Roger, 1951, 52

Flint

Miller, Michael, 1980, 81, 82
O'Brien, Danny, 2013, 14

Mt. Pleasant

Hartman, Kip, 2003 (Service)

Oxford

Bates, Jim, 1966, 67

Saginaw

Arnett, DeAnthony, 2011
McDaniel, Terry, 1984, 85, 86, 87

■ MISSISSIPPI

Brandon

Atherton, Myles, 1998 (Service)

Charleston

Pritchard, Ken, 1962, 63
Tedford, Gene, 1963

Collins

McNeil, Josh, 2006, 07, 08, 09
(Service)

Flora

Haralson, Parys, 2002, 03, 04
(Capt.), 05 (Capt.)

Hattiesburg

Heath, Chris, 2002, 03

Jackson

Overstreet, Will, 1998, 99, 00, 01
(Capt.)

Long Beach

Mitchell, Xavier, 2004, 05, 06, 07

Magnolia

Ratliff, Billy, 1996, 97, 98, 99 (Capt.)

McCall Creek

Jordan, Dick, 1942, 46

Natchez

Berry, James, 1978, 79, 80, 81 (Capt.)
Session, Steve, 1991, 92

Olive Branch

Walls, Marlon, 2009, 11, 12, 13
Thomas, Victor, 2008, 10

Southaven

Veazey, Burney, 1998, 99, 00

Starkville

Woods, Casey, 2005, 06, 07

Vicksburg

Darden, Brian, 1996, 97

■ MISSOURI

Cape Girardeau

Tullis, Jeff, 1989, 90, 91, 92

Joplin

Cockrell, Alan, 1981, 82, 83

Raytown

Roach, Gary, 1975

Salem

Jones, Eli, 2001 (Service)

St. Louis

Bergmeier, Ron, 1947, 48, 49
Jenkins, DeRon, 1992, 93, 94, 95
Morrow, Russ, 1944, 45
Pfeiffer, Scott, 1993, 94, 95
Wood, Carroll, 1945

Sykesville

Dutton, Cliff, 1992

■ NEW JERSEY

Brick

Panuska, Pete, 1984, 85, 86

Camden

Baker, Rashad, 2000, 01, 02, 03
(Capt.)

McBride, Turk, 2003, 04, 05, 06

Cedar Grove

Zecchino, Nick, 1986, 87, 88

Chatham

Amsler, Greg, 1986, 88, 89, 90

Delran

Duff, Bill, 1994, 95, 96, 97

East Orange

Lane, Eric, 1993, 94, 95, 96

Englewood

Hampton, Anthony, 1994, 95, 97

Flemington

Miller, Darrin, 1984, 85, 86, 87

Franklin Lakes

Simms, Matt, 2010, 11

Mendham

Zander, Carl, 1981, 82, 83, 84 (Capt.)

New Brunswick

Meseroll, Norman, 1946, 47, 48, 49

Passiac

Henton, Sterling, 1987, 89, 90

Paterson

Schwartzinger, Jimmy, 1940, 41
Rotella, Al, 1942, 46, 47

Saddle Brook

Marren, Bill, 1977, 78, 79, 80

Union

Taylor, Frank, 2003 (Service)

Verona

Rotella, Jamie, 1970, 71, 72 (Capt.)

■ NEW YORK

Albany

Peppers, Victor, 1984, 85, 86, 87

Caledonia

Poles, Roland, 1987, 88, 89, 90

East Amherst

Epstein, Adam, 1988
Epstein, Jason, 1992 (Service)

Hempstead

Oleksiak, Pat, 1952, 54

Horseheads

Baldini, Ralph, 1961

Hudson Falls

LaSorsa, Mike, 1958, 59, 60 (Capt.)

Long Island

Nickla, Ed, 1951, 52

New Paltz

Davis, Charles, 1983, 84, 85, 86

New York

Melas, Alex 1966. (Service)

Niagara Falls

Holohan, Francis, 1950, 51, 52

North Tonawanda

Beutel, Jim, 1954, 55 (Capt.)

Gust, Ron, 1952, 53, 54

Urbano, Bobby, 1956, 57, 58 (Capt.)
Urbano, Roger, 1954, 55, 56

Riverhead

Lukowski, Joe, 1957, 58, 59

Rochester

Jarvis, Ron, 1965, 66, 67

Rome

Davis, Kevin, 1974, 75, 76

Myslinski, Tom, 1988, 89, 90, 91

Syracuse

Jones, Marc, 1989, 90

Williamsville

Epstein, Adam, 1988

Schoenle, Bill, 1991

■ NEVADA

Las Vegas

McGruder, Lynn, 2000

Reno

Borgognone, Dirk, 1987

Gooch, Darin, 2010, 12

■ NORTH CAROLINA

Asheville

Bryson, William J., 1940

Gudger, V. L., 1902, 3

King, Craig, 1994, 95, 96

Little, Leonard, 1995, 96, 97 (Capt.)

Tucker, Josh, 1996, 97, 98, 99

Bessemer City

Crosby, Phillip, 1997, 98, 99

Bryson City

Shuler, Benjie, 1993, 95, 96, 97

Shuler, Heath, 1991, 92, 93

Canton

Gibson, Brent, 1993, 94, 95, 96

Williams, Tom, 1960, 61, 62

Catawba

Burton, Shane, 1992, 93, 94, 95

Chandler

Enslley, Jerry, 1960, 61, 62

Charlotte

Boulware, Robert, 2002, 03, 04

Gaither, Omar, 2002, 03, 04, 05

Leak, C.J., 2002, 03, 04

Lloyd, DeAngelo, 1997, 98, 99, 00

Pearman, Bill, 1947, 49, 50, 51

North, Marquez, 2013

Staley, Maurice, 1994, 95

Vereen, Daryl, 2008, 09, 10, 11

Clemmons

Wendelboe, Kevin, 1991

Concord

Graham, Jay, 1993, 94, 95, 96

Fayetteville

Kirkland, Aaron, 2002

Forest City

Smith, Chavis, 2000, 01, 02, 03

Whiteside, Keyon, 1999, 00, 01, 02

Franklin

Bryson, Shawn, 1995, 96, 97, 98
(Capt.)

Greensboro

Ford, Glenn, 1979, 80

Moseley, Emmanuel, 2014

Harmony

James, Andre, 1998, 99, 00, 01

Havelock

Vickers, Kendal, 2014



Hendersonville

Marvin, Mickey, 1973, 74, 75, 76
Morgan, Ed, 1950, 51, 52

Hickory

Johnson, Austin, 2008, 09, 10, 11
(Capt.)

Jamestown

Rumsey, Tim, 1979, 80, 81, 82

Kannapolis

Stanback, Haskel, 1971, 72, 73

Lawndale

Briscoe, Josh, 2005, 06, 07

Maiden

Ramseur, Chris, 1997, 98

Marshville

Colston, Travis, 1999, 00

Mt. Airy

Gruble, John, 1947, 48, 49, 50

Murphy

Alexander, Frank, 1950, 51, 52

Pickens, Carl, 1989, 90, 91

New Bern

Hardesty, Montario, 2006, 07,
08(Capt.), 09 (Capt.)

New London

Owens, O.J., 2001, 03

Norton

McGuire, R. L., 1910, 11, 12

Rae ford

Cameron, Bill, 1963, 64, 65

Raleigh

Coleman, Lee, 1969

Leach, Sonny, 1970, 71, 72

McCullers, Daniel, 2012, 13

Ussery, Bob, 1952, 53

Salisbury

Pulliam, Robert, 1972, 73, 74

Yarbrough, John, 1973, 74, 75

Shelby

Briscoe, Josh, 2008

Sneads Ferry

Ingram, Mark, 1995, 96

Statesville

Graham, Bobby, 1999, 00, 01

Sylv

Streater, Jimmy, 1977, 78, 79 (Capt.)

Thomasville

Smith, Jerry, 1964, 65, 66

Turnage, Gordon, 1969, 71, 72

Valdese

Williams, Bob, 1954, 55

Warrenton

Terry, Corey, 1996, 97, 98

Waynesville

Crompton, Jonathan, 2006, 07, 08,
09 (Capt.)

Weaverville

Hightower, Chris, 2000

Robinson, Harvey L., 1931, 32

Wingate

Marsh, Steven, 1999, 00, 01, 02

Winston-Salem

Graham, Conrad, 1970, 71, 72

Wardlow, Antonio, 2006, 07

■ OHIO

Akron

Lewis, LaTroy, 2013, 14

Reynolds, Antonio, 2004, 05, 06, 07

Alliance

Hill, Alden, 2013

Cincinnati

Blaylock, Brad, 2001 (Service)

Fletcher, Mark, 1988, 89, 90, 91

Gayles, Mike, 1974, 75, 76

Hardy, Darryl, 1988, 89, 90, 91

James, David, 1980, 81, 82

Jester, Mike, 1978, 79

Martin, Ben, 2007, 08, 09, 11 (Capt.)

Meyer, Charles, 1951

Rapien, Mike, 1988, 89, 90

Reynolds, Art, 1971, 72, 73

Reynolds, Jack, 1967, 68, 69

Sabato, Al, 1942

Schaffer, Joe, 1957, 58, 59 (Capt.)

Turnbow, Jesse, 1975, 77

Webster, Chris, 1977

Wiesman, Dylan, 2013

Williams, Russ, 1974, 75, 76, 77

Clarksburg

Johnson, Louis B. (Farmer), 1926,
27, 28

Cleveland

Barbish, Bill (Moose), 1951, 52, 53

Fisher, Bob, 1951, 52, 53

Hancock, Anthony, 1978, 79, 80, 81

Hust, Al, 1940, 41, 42 (Capt.)

Hust, Emil R., 1939, 41

McGee, Tim, 1983, 84, 85 (Capt.)

Morgan, Anthony, 1988, 89, 90

Stroud, Jack, 1947, 48, 49, 50

(Capt.)

Columbus

Canini, Pat, 1963

Naumoff, Paul, 1964, 65, 66 (Capt.)

Dayton

Brown, Laron, 1983

Days, Kelly, 1987, 88, 89, 90

McCullough, Andy, 1994, 95, 96, 97

McNamara, Jim, 1966

Price, Peerless, 1995, 96, 97, 98

Glendale

Rotroff, Roger, 1951, 52, 53

Hamilton

Myers-White, Adam, 2006, 07, 08

Hopedale

Trupovnieks, Jani, 1980, 81

Jamestown

James, Roland, 1976, 77, 78, 79

(Capt.)

Lancaster

DeFillippo, Joe, 1975 (Service)

Lima

Howard, William, 1984, 85, 86, 87

Mansfield

Ernsberger, Dick, 1949, 50, 51

Weber, Nick, 1939, 40

Mason

Munoz, Michael, 2000, 02, 03

(Capt.), 04 (Capt.)

Massillon

Daniels, Tim, 1979

Molinski, Ed, 1938, 39, 40

Mentor

Miner, Jim, 1947, 48, 49

Middletown

Blake, Tom, 1945

Truss, Shawn, 1989

Minster

Wolf, Ethan, 2014

New Philadelphia

Simionetti, Leonard, 1940, 41

Orrville

Denson, Keith, 1988, 89

Parma

Olszewski, Jeff, 1979, 80, 81

Sandusky

Schwanger, Ted, 1952, 53

Sharonville

Rose, Roy Eugene, 1933, 34, 35

South Euclid

Branisel, A.J., 2013

Springfield

Costello, Mike, 1959

Evey, Dick, 1961, 62, 63

Howard, Joey, 1986, 87

Steubenville

Chadnock, John, 1944, 45

Paidoussi, Mike, 1944, 45, 46

Toledo

Gordon, Rodney, 1990, 91, 92

Lincoln, Jeremy, 1987, 88, 90, 91

Webb, Chuck, 1989, 90

Washington Ct. House

Smith, Carl E., 1956, 57, 58

Wellston

Potts, Tommy, 1956, 57, 58

Willoughby

Tanner, Don, 1949

Zanesville

McBride, Junior, 1981

■ OKLAHOMA

Commerce

Furnas, Doug, 1981, 82

Furnas, Mike, 1982, 83

Edmond

Brown, Eric, 1996, 97

Jenks

Patterson, Ryan, 1990, 92, 93

Lawton

Austin, Raymond, 1993, 94, 95, 96
(Capt.)

Midwest City

Oku, David, 2009, 10

Oklahoma City

Hough, Joe, 1976, 77

Jones, Gerald, 2007, 08, 09, 10

Riffer, Eric, 1990, 91

Robinson, Diron, 1995, 96, 97, 98

Ryan, Pat, 1977

Stillwater

Johnson, Tom, 1963

Tulsa

Brown, Jonathan, 1994, 95, 96, 97

Johnson, Brandon, 2003

Meachem, Robert, 2004, 05, 06

Nash, Marcus, 1994, 95, 96, 97

Wyandotte

Derwin, Jim, 1963

■ OREGON

Hillsboro

Ainge, Erik, 2004, 05, 06, 07

■ PENNSYLVANIA

Aliquippa

Singer, Curt, 1980, 81, 82, 83

Allentown

Brozowski, John, 1969 (Service)

Ambridge

Lucci, Mike, 1960, 61 (Capt.)

Belle Vernon

Rechichar, Bert, 1949, 50, 51 (Capt.)

Berwick

DeMelfi, Joe, 1962

Blairsville

Baracca, Marty, 1960, 61

Bradenville

Yanossy, Frank, 1967, 68, 69

Chester

Gallagher, Joe, 1973, 74, 75, 76

Cheswick

Schultz, Don, 1958

Donora

Galiffa, Art, 1964, 66

Easton

Mark, Alton S., 1931, 32, 33

Eddystone

McGeehan, Chick, 1968

Erie

Mathis, Andre, 2006, 08

Hazelton

Hicks, Bob, 1947

Sekanovich, Dan, 1951, 52, 53

Indiana

Christian, Bill, 1977, 79

Johnstown

Price, Royal, 1942, 46, 47

Kane

Hillman, Bill, 1942, 46

Lansford

Vowell, Richie, 1924

Vugrin, James, 1946, 47, 48, 49

Leechburg

Kolenik, Vic, 1951, 52

Levittown

Kremsler, Karl, 1967, 68

Manongahela

Gearing, Paul, 1946, 47, 48, 49

McKees Rocks

Kolinsky, Frank, 1955, 56, 57

Vituccio, Gary, 1965

Midland

Hibbard, Bob, 1954, 55, 56

Mt. Pleasant

Surlas, J. J., 1989, 90, 91, 92

Munhall

Stupar, Francis, 1949

Murrysville

Catanzano, Jon, 2005 (Service)

New Kensington

Maiure, Joe, 1950, 51, 52

New Washington

Smargiasso, Heath, 1994, 95

Philadelphia

Bellis, Leonard, 1945

Glascott, Bob, 1956

Lis, Stan, 1952

Markloff, Dave, 1949

Mayock, Dick, 1952

McFadden, Bud, 1955

McWilliams, John, 1954

Michels, John, 1950, 51, 52

Petrella, Bob, 1963, 64, 65

Weisenberg, Andrew, 1908, 09

Pittsburgh

Balitsaris, George, 1946, 47, 48

Balitsaris, Mike, 1939, 40, 41

Streno, Glenn, 1981, 82, 83

Scranton

Drost, Ray, 1942, 46, 47

Sharon

Molaskey, Ron, 1965

Smithport

Petruzzi, Leo, 1932, 33

Spring City

Tanara, Al, 1962, 63, 64

St. Michael

Kozar, Andy, 1950, 51, 52

Sykesville

Gudalis, Bill, 1958

Tamaque

Becker, Hubert, 1947

Wallingford

Jones, Mark, 2000, 01, 02, 03

Godzak, Ed, 1952

Williamsport

Bordinger, Don, 1951

Windber

Zvolerim, Bob, 1963

Yeadon

Meneses, Oscar, 1944

■ RHODE ISLAND

Cranston

Polofsky, Gordon, 1949, 50, 51

Pawtucket

Elkas, Ray, 1948, 49

Providence

Carpenter, Don, 1969, 70

Russas, Al, 1946, 47, 48

Slater, Walter, 1941, 42, 46 (Capt.)

■ SOUTH CAROLINA

Aiken

Schofield, JerQuari, 2010

Anderson

Ellis, Shaun, 1997, 98, 99

Charleston

Williams, Martin, 1988, 89,

ClioAyers, Robert, 2005, 06, 07, 08
(Capt.)**Columbia**

McDaniel, Tony, 2003, 04, 05

Conway

Brown, Jake, 2008 (Service)

Darlington

Gandy, Richie, 2004, 05

Weatherford, Derrick, 1965, 66, 67

Dillon

Chavis, John, 1977, 78

Easley

Morgan, Stanley, 1973, 74, 75, 76

Gaffney

Coleman, Jeff, 1995, 96, 97, 98

Miller, Jaylen, 2014

Stevenson, Dominique, 1998, 99,

00, 01

Greenville

Merritt, J. B. 1968, (Service)

Mills, Joe, 1973, 74,

Greer

Cannon, Sinclair, 2005, 06, 07

Hartsville

Haynesworth, Albert, 1999, 00, 01

Hopkins

Alston, Chris, 1992

Myrtle Beach

Sumpter, Nate, 1977, 79

North Charleston

Gowdy, Jerry, 1962, 63

Norway

Brimfield, William, 2009

Pineville

Smalls, Terriea, 2002, 03

Rock Hill

Hefney, Jonathan, 2004, 05, 06, 07

Patterson, Cordarrelle, 2012

Worley, Justin, 2011, 12, 13, 14

Simpsonville

Jolley, Jack, 1979, 80

Sumter

Pair, Marques, 2013, 14

St. Mathews

Willingham, DeAngelo, 2007, 08

Union

Gregory, Kevin, 1997, 98, 99

Young, Eric, 2005, 06, 07

Walterboro

Walker, Darwin, 1997, 98, 99 (Capt.)

Wellford

Miller, Corey, 2010, 11, 12, 13

■ TEXAS

Bogata

Davis, John (Tex), 1951, 52

Carrollton

Weatherd, Chris, 2014

Dallas

Epps, Cortney, 1994

Levine, Mark, 1995, 96, 97

McNeil, LaDarrell, 2012, 13

Verner, Randy, 1974, 1975

Williams, Todd, 1994

Young, Carroll, 1956, 57

DeSota

Hale, Troy, 1985

Hendrix, Tim, 1983, 84, 85, 86

Hunt, Brian, 1985, 86, 87

Pryor, Wesley, 1983, 85, 86

Flower Mound

Stephens, Nick, 2008

Fort Worth

Miles, Willie, 1998, 99, 00, 02

Friendswood

Johnson, Johnathon, 2013, 14

Garland

Diogu, Eric, 1996, 97, 98

Parker, Jason, 1992, 93, 94, 96

Houston

Asumnu, Stanley, 2006 (Service)

Killeen

Barnum, Greg, 1999

LaMarqueDouglas, Cody, 2002, 03, 04, 05
(Capt.)**Midland**

Leaverton, David, 1998, 99

Mt. Pleasant

Drummond, Keith, 1954, 55

Phillips

Fowler, W. S. (Monk), 1947

Plainview

Tudor, D. Vincent, 1927, 28

Port Neches

Aguillard, Kyle, 1977, 78, 79

Sherman, Craig, 1899

San Antonio

McKenzie, Nevin, 2007, 08

Sonora

Wright, George, 1957, 58

Spring

Cambell, Corey, 2003, 04, 05

Stephenville

Stewart, Brannndon, 1994

Tatum

Creer, Lennon, 2007, 08, 09

Moore, Denarius, 2007, 08, 09, 10

■ VIRGINIA

Abingdon

Knight, Steve, 1981, 82, 83

Alexandria

Foster, Clifton, 1983 (Service)

O'Neal, Art, 1963

Annandale

Frere, Rob, 1970, 71, 72

Frere, Ron, 1972 (Service)

Appalachia

Huneycutt, Ralph, 1947, 48, 49

Bassett

Mattox, Bruce, 1961, 62

Bristol

Feathers, Beattie, 1931, 32, 33

McEver, Gene, 1928, 29, 31

Smith, Thomas, 1938, 39

Walls, Alex, 1999, 00, 01, 02

Wilson, Darryal, 1981, 82

Chesapeake

Stewart, Clifton, 1967, 68

Danville

Flora, Charles, 1949, 50

Martin, Ray, 1951, 52

Dumfries

Stewart, Antwan, 2003, 05, 06

Fairfax

Behrens, John, 1975, 76 (Service)

Falls Church

Garner, Charlie, 1992, 93

Farmville

Carter, George, 1950

Gate City

Dougherty, Joe Q., 1933, 35, 36

McMeans, Neal, 1966, 67, 68

Quillen, Ford, 1958

Sivert, Jim, 1949

Wolfe, Dennis, 1976, 77, 78 (Capt.)

Hampton

Jeffers, Lemont Holt , 1978, 79, 80, 81 (Capt.)

Kelly, Todd, 1989, 90, 91, 92 (Capt.)

Mayo, Jerod, 2006, 07

Wilson, James, 1989, 91, 92, 93

(Capt.)

Vinson, Brent, 2007, 08

Lynchburg

Hubbard, Bill, 1953, 54

Hubbard, Hal, 1951, 52, 53

Wade, Jimmy, 1951, 52, 53, 54

Max Meadows

Thomas, Coleman, 2014

Maxwell

Fisher, Buddy, 1961, 62, 63 (Capt.)

Newport News

Emanuel, Frank , 1963, 64, 65

Hahn, Jimmy R., 1949, 50, 51

Pearson, Von, 2014

Norfolk

Beard, Ed, 1961

Butler, Dan, 1951, 53

Daffer, Ted, 1949, 50, 51

DeLong, Ken, 1967, 68, 69

DeLong, Steve, 1962, 63, 64 (Capt.)

Lyons, Vernon, 1950, 51

Martin, David, 1997, 98, 99, 00

Mitchell, Marvin, 2002, 03, 05, 06

Sherrill, J. W., 1948, 49, 50

Yancey, David, 2004, 05, 06

Pennington Gap

Kirk, Todd, 1985, 86, 87

Petersburg

Earl, Richard, 1970, 71, 72

Portsmouth

Brunson, Mario, 1990, 91, 92, 93

Coggins, Roger, 1948, 49

Griesbach, Bob, 1952

Waff, Wayne, 1962

Radford

Mauck, Mike, 1974, 75, 76

Richlands

McGlothlin, Matt, 2003, 05, 06

Richmond

Wood, Lee, 1989, 90

Salem

Webb, Charlton, 1975, 77, 78

Staunton

Kluge, Steve, 1979, 80, 81, 82

Stephens City

Washington, Kelley, 2001, 02

Tazewell

Beavers, Brent, 1997

Virginia Beach

Adams, Mark, 1988, 89, 90, 91

Fayton, C.J., 2002, 03, 04, 05

Hunter, Justin, 2010, 11, 12

Wise

Carter, J. W., 1959, 60, 61

Woodbridge

Frazier, Savion, 2007, 08, 09, 10

Yorktown

Hovanic, Mark, 1985, 86, 87

■ WASHINGTON

Seattle

Puki, Craig, 1975, 76, 77, 78 (Capt.)

■ WEST VIRGINIA

Alderson

Shields, David, 1961

Shires, Marshall (Abe), 1938, 39, 40

Beckley

Romine, Dave, 1940

Bluefield

Davis, Bob, 1949, 50, 51

Fisher, Jody, 1941, 42

Milchin, Jerry, 1961, 62, 63

Steiner, Max, 1938, 39, 40

Buckhannon

Gurdak, Matt, 2002, (Service)

Century

Cvetnick, John, 1954

Charleston

Crutchfield, Todd 1987, (Service)

Heydrick, Paul D., 1929

Huffman, Dick, 1942, 46

McCartney, Ronnie, 1973, 74, 75

(Capt.)

Moore, Mark, 1988, 89

Stephenson, Dave, 1946

Thayer, Harry J. (Hobo), 1928, 29,

30 (Capt.)

Zontini, Lawrence, 1942

Hillsboro

Bartholomew, Sam, 1937, 38, 39

(Capt.)

Hinton

Shires, Pat, 1950, 52, 53

Huntington

Tardy, Drew, 2006 (Service)

Madison

Myers, James A. (Jim), 1941, 42, 46

Matawan

Howard, Ermel, 1946, 47, 48

Montgomery

Lloyd, Owen C., 1941, 42

Morgantown

Bailey, Carey, 1988, 89, 90, 91

New Cumberland

Woofter, Jim, 1974, 75, 76

North Fork

Pike, Patrick (Buddy), 1944, 45, 46

Princeton

Sizemore, Bernie, 1949, 50

Scarbro

Cafego, George, 1937, 38, 39

St. Albans

Coleman, Jimmy L., 1938, 39, 40

Mitchell, Charles T., 1941, 42, 43

Welch

Callaway, Tom, 1967, 68, 69

Wheeling

Reineke, Charles W., 1928, 29, 30

■ WISCONSIN

Appleton

Williams, Cliff, 1956

Milwaukee

Thomas, Alfred, 1937, 38, 39

■ WASHINGTON D.C.

Herzbrun, Lon, 1955, 56, 57

McCoy, Rico, 2006, 07, 08, 09

Payne, D'Andre, 2014

■ CANADA

Hamilton, Ontario

Sanderson, Dale, 1983

Lachine, Quebec

Danychuk, Bill, T, 1964

St. Hubert, Quebec

Dumont, Guillaume, 2003 (Service)

Winnipeg, Manitoba

Yatkowski, Paul, 1992, 93

■ GERMANY

Berlin

Ritzmann, Constantin, 1999, 2000, 01, 03 (Capt.)

Stuttgart

Johnson, Jakob, 2014

ALL-TIME FOOTBALL STAFF

■ ASSISTANT COACHES

- Adkins, Greg (Marshall 1989)—Tight Ends, Offensive Line, Recruiting Coordinator 2003-2004; Tight Ends, Director of Recruiting 2005. Offensive Line 2006-08.
- Ansley, Derrick (Troy 2005) — Cornerbacks 2012.
- Altizer, Scott (Furman 1993)—Senior Services Administrative Assistant/High School Relations 1999-2004; Coordinator Football Operations 2005-08; Director/Event Management 2009; Director of Football Relations 2010-14.
- Amedee, Lynn (LSU 1963)—Quarterbacks 1979.
- Anderson, Bill (Tennessee 1958)—Offensive Ends 1964.
- Avezzano, Joe (Florida State 1965)—Offensive Line 1977-79.
- Azzanni, Zach (Central Michigan 1999) — Wide Receivers/Recruiting Coordinator 2013-Present.
- Baggett, Charlie (Michigan St. 1976) —Asst. Head Coach, Wide Receivers 2010-11.
- Bailey, John W. (Tennessee 1939)—Line 1955-63.
- Bajakian, Mike (Williams, Mass. 1996) — Offensive Coordinator/Quarterbacks 2013-14.
- Baker, Bill (Tennessee 1969)—Offensive Ends 1976.
- Barnhill, John H. (Tennessee 1928)—Freshmen 1931-34, Line 1935-40; Head Coach 1941-45.
- Barry, Mike (Southern Illinois 1969)—Offensive Line 1998-2002.
- Bates, Jim (Tennessee 1968)—Linebackers 1989.
- Battle, William R. (Bill) (Alabama 1963)—Off. Ends 1966-69; Head Coach 1970-76.
- Bennett, Buddy (South Carolina 1961)—Defensive Backs 1970.
- Bevis, Bill (Tennessee 1945)—Backfield 1948-49.
- Blackburn, David (Tennessee 1989)—Assistant Recruiting Coordinator 1993; Administrative Assistant 1994-98. Assistant AD Football Administration and Compliance 1999-2003; Asst. AD Administration 2004-08; Senior Associate AD/Administration and Football Operations 2009-2013.
- Brackett, Deke (Tennessee 1934)—Assistant Freshmen 1934; Backfield 1935.
- Bradley, Mark (Samford 1969)—Junior Varsity 1991; Tight Ends 1992-95; Offensive Line 1996-97; Tight Ends/Assistant Offensive Line 1998-2000.
- Britton, William H. (Bill) (Army 1916)—Ends 1926-34; Head Coach 1935; Ends 1936-42, 1946.
- Brooks, Dan (Western Carolina 1976)—Defensive Line 1994-98, 2003-Present; Defensive Line/Recruiting Coordinator 1999-2002, Defensive Line 2003-08.
- Brown, Kippy (Memphis State 1977)—Receivers 1983-89; Assistant Head Coach/Receivers 1993-94; Receivers/Interim Head Coach 2009.
- Bumpas, Dick (Arkansas 1971)—Inside Linebackers 1985-88.
- Burney, Jacob (Tennessee-Chattanooga 1981)—Defensive Line 1993.
- Cafego, George (Tennessee 1940)—Backfield & Kickers 1955-63; Scout & B Squad 1964-73; Kickers 1974-84.
- Caldwell, Chan (Tennessee 1948)—Ends 1949-54.
- Caldwell, Steve (Arkansas State 1977)—Defensive Ends/Special Teams 1995-2005; Defensive Ends 2006-08.
- Capers, Dom (Mount Union 1972)—Defensive Backs 1980-81.
- Catavolos, George (Purdue 1967)—Defensive Backs 1982-83.
- Chancey, Ralph (Tennessee 1949)—Backfield 1950-63; Administrative Assistant 1979-88.
- Chaney, Jim (Central Missouri State 1985) — Offensive Coordinator/Running Backs 2009-11; Offensive Coordinator 2012.
- Chavis, John (Tennessee 1979)—Graduate Assistant 1979; Defensive Line 1989; Linebackers 1990-94; Defensive Coordinator 1995-1998; Assistant Head Coach/Defensive Coordinator/Linebackers 1999-2004; Assoc. Head Coach/Defensive Coordinator/Linebackers 2005-08.
- Clawson, Dave (Williams 1989)—Offensive Coordinator/Quarterbacks 2008.
- Coe, Charlie (Kansas State 1973)—Receivers 1990; Running Backs 1991-92.
- Coffey, Charles (Tennessee 1956)—Defensive Line 1963-65.
- Coiner, Charlies (Catawba 1983)—Special Teams/Tight Ends 2012.
- Conklin, Josh (Dakota State 2003) — Safeties 2012.
- Conlin, Jon (Virginia Tech 1972)—Defensive Backs 1976.
- Cool, W.C. (Cornell)—Line 1917.
- Cornwell, Thomas H. (Washington & Jefferson)—Line 1920.
- Cox, Bill (Florida State 1968)—Quarterbacks 1977-78.
- Gregg, James (Colorado State 1997) — Offensive Line 2009.
- Cutcliffe, David (Alabama 1976)—Part-time 1982; Tight Ends—1983-88; Running Backs 1989; Quarterbacks 1990-91; Passing Game Coordinator /Quarterbacks 1992; Offensive Coordinator/Quarterbacks 1993-94; Assistant Head Coach/Offensive Coordinator/Quarterbacks 1995-98, 2006-07.
- Davis, Bob (Tennessee 1952)—Freshmen 1966-68; Defensive Ends 1969; Scout Squad 1970; Freshmen 1971-73; Junior Varsity 1974-75; Administrative Assistant to Athletics Director 1976-85; Assistant AD/Operations 1986-88; Associate AD/Facilities 1989-2003.
- DeBord, Mike (Manchester College 1978)—Offensive Coordinator 2015.
- Dickey, Gerry (Wichita State 1992)—Assistant A.D. Football Operations 2003-06.
- Dockery, Rex (Tennessee 1964)—Freshmen 1970; Offensive Ends 1971.
- Donahue, Ken (Tennessee 1951)—Assistant Head Coach/Line 1956-60; Defensive Coordinator 1985-1988.
- Drayton, Stan (Allegheny 1993)—Running Backs 2008.
- Dunn, Jimmy (Florida 1959)—Offensive Backs 1964-69.
- Dyar, Jim (Houston 1967)—Defensive Line 1977-79.
- Elder, Mark (Case Western Reserve 2000) — Tight Ends/Special Teams 2013-Present.
- Elliott, Jerry (Auburn 1957)—Defensive Line 1973-74; Offensive Ends 1974-75.
- Emanuel, Frank (Tennessee 1965)—Defensive Ends 1979; Defensive Line 1980-81.
- Faust, Hugh (Tennessee 1931)—Assistant Freshmen 1931-34; Freshmen 1935-50; Backfield 1941-42.
- Foels, Mel (Bowling Green 1965)—Outside Linebackers 1984-88; Defensive Ends 1989.
- Forrester, Ron (Arkansas 1955)—Ends 1958-59.
- Franklin, Robbie (Tennessee 1967)—Defensive Ends/Junior Varsity 1976; Outside Linebackers 1977-78.
- Fulmer, Phillip (Tennessee 1972)—Student Coach 1972-73; Offensive Line 1980-88; Offensive Coordinator/Offensive Line 1989-92; Head Coach 1992-2008.
- Garner, Rodney (Auburn 1990)—Tight Ends 1996; Tight Ends/Offensive Tackles 1997.
- Garza, Willie Mack (Texas 1993) — Defensive Backs 2009.
- Gaut, David G. (Tennessee 1907)—Line 1908.
- Gibson, Vince (Florida State 1955)—Linebackers 1964-66.
- Gillespie, Robert (Florida 2005)—Running Backs 2013-Present.
- Graham, Jay (Tennessee 2004)—Running Backs 2012.
- Gran, Eddie (California Lutheran 1987) — Running Backs/Special Teams 2009.
- Graves, Ray (Tennessee 1942)—Line 1944-45.
- Hall, Jack (Newberry 1950)—Assistant Freshmen 1969.
- Hamilton, Ray (Oklahoma 1978)—Defensive Line 1992.
- Harkness, W.S. (Bill) (Tennessee 1927)—Freshmen 1927-30.
- Harris, Walt (Pacific 1968)—Offensive Coordinator 1983-87; Assistant Head Coach/Offensive Coordinator 1988.
- Harrison, Bob (Kent State 1964)—Receivers 1977-1982.
- Hatfield, Ken (Arkansas 1965)—Assistant Freshmen 1968; Freshmen 1969; Offensive Ends 1970.

Hatfield, Sid (Tennessee 1954)—Recruiter 1970-74.
 Haupt, Dale (Wyoming 1954)—Assistant Freshmen 1960;
 Freshmen 1961-63.
 Herzbrun, Lon (Tennessee 1958)—Linebackers 1969-76.
 Hiestand, Harry (East Stroudsburg 1983)—Offensive Line
 2010-2011.
 Higdon, Bill (Tennessee 1970)—Assistant Recruiter 1975;
 Recruiting Coordinator 1976; Recruiting Aide 1977-79;
 Recruiting Coordinator 1980-88; Administrative Assistant
 1989; Senior Administrative Assistant 1990-92; Assistant
 Athletics Director/Game Management 1992-2009.
 Hildebrand, William (Mississippi State 1946)—Assistant
 Freshmen 1950.
 Hinshaw, Darin (Central Florida 1993)—Quarterbacks 2010-11;
 Wide Receivers 2012.
 Hitt, Dick (Mississippi College 1930)—Line 1955-60.
 Hobb, A. Watt (Ohio State)—Line 1921, Backfield 1922-23;
 Freshmen 1924-25.
 Hoffer, Jim (Cornell 1972)—Quarterbacks 1989.
 Hollifield, Herbert (Chattanooga 1950)—Recruiter 1963.
 Holloway, Condredge (Tennessee 1991)—Asst. AD/Director
 of Player Relations 1998-2008; Asst. AD/Student Athlete
 Relations and Lettermen 2009-Present.
 Hooser, Hobart (Tennessee 1928)—Line 1942.
 Huggins, Lide (South Carolina 1964)—Offensive Ends 1972-
 73; Offensive Backs 1974-75.
 Hust, Al (Tennessee 1943)—Ends 1947-54.
 Idzik, John (Maryland 1951)—Assistant Freshmen 1950.
 Jackson, Bobby (Howard 1963)—Offensive Backs 1977-79;
 Defensive Coordinator/Linebackers 1980-82.
 Jancek, John (Grand Valley State 1991)—Defensive
 Coordinator 2013-Present.
 Johnson, Harold (Tennessee 1950)—Assistant Freshman 1951
 Johnson, L.B. (Farmer) (Tennessee 1929)—Line 1949-54.
 Jones, Bob (Baylor 1957)—Offensive Ends 1965.
 Jones, Larry (LSU 1955)—Defensive Coordinator, Defensive
 Line 1970, 1974-76.
 Joseph, Terry (Northwestern State 1996)—Defensive Backs/
 Recruiting Coord. 2010-11.
 Julies, John (Ball State 1974)—Junior Varsity 1978; Defensive
 Line 1979. Defensive Ends 1980-82.
 Keane, Tim (Arkansas State 1968)—Defensive Backs 1990-
 92.
 Kiffin, Monte (Nebraska 1963) — Defensive Coordinator
 2009.
 Kile, Jack (Tennessee 1962)—Freshmen Line 1962-65;
 Recruiter 1966-69.
 Kirk, Jerry (East Tennessee State 1963)—Junior Varsity 1980-
 81; Admin. Aide 1983.
 Knotts, Doug (Duke 1956)—Defensive Line 1966-69.
 Kreiger, Earl C. (Ohio 1919)—Backfield 1920.
 Laceywell, Larry (Arkansas 1959)—Defensive Coordinator
 1990-91.
 Lindsay, Charles (Tennessee 1921)—Freshman 1926.
 Lowe, W.O. (Tennessee 1920)—Line 1922-23.
 Lowery, Emmett (Purdue 1934)—Assistant End and Scout
 1947-58.
 Luke, Matt (Mississippi 2000)—Recruiting Coordinator/Tight
 Ends/Offensive Line 2006-2007.
 Madden, Joe (Maryland 1957)—Assistant Head Coach/
 Defensive Backs 1977-79.
 Maddox, Bob (Frostburg State 1968)—Defensive Line 1992.
 Mahoney, Don (West Virginia State 1993)—Offensive Line
 2013-Present.
 Majors, Bill (Tennessee 1961)—Assistant Freshmen 1963-64;
 Def. Backs 1964-65.
 Majors, Johnny (Tennessee 1957)—Graduate Assistant 1957;
 Backfield 1958-59; Head Coach 1977-92.
 Malone, Fred (Fisk 1964)—Offensive Line 1975-76.
 Marmie, Larry (Eastern Kentucky 1965)—Defensive
 Coordinator, Inside Linebackers 1983-84; Defensive
 Coordinator 1992-94.

Marrone, Doug (Syracuse 1991)—Offensive Tackles/Tight
 Ends 2001
 Marshall, Steve (Louisville 1980)—Offensive Line 1993-95.
 Martinez, Willie (Miami, Fla. 1985)—Defensive Backs/
 Assistant Head Coach Defense 2013-Present.
 Mathews, Doug (Vanderbilt 1970)—Offensive Backs 1980-88;
 Defensive Backs 1989/Defensive Coordinator 1989.
 Mauer, John (Illinois 1926)—Ends 1939-40; Fresh. 1941-42;
 Ends 1944-46; 1961-63.
 McCollum, Andy (Austin Peay 1981)—Linebackers 1995
 (Spring).
 McCorvey, Woody (Alabama State 1972)—Running Backs
 1999-2003
 McDonald, Jim (Ohio State 1939)—Linebackers 1955-62;
 Head Coach 1963; Assistant Athletic Director 1964-81.
 McKinney, George (Arkansas 1962)—Freshman 1964-65;
 Defensive Backs 1966-69.
 Michael, Jason (Western Kentucky 2002)—Tight Ends 2008.
 Minge, Tim (St. Joseph's [Ind.] 1972)—Recruiting
 Coordinator 1989-1990.
 Murrell, William (Tennessee 1937)—Assistant Freshmen
 1938-40; Line 1941, 1947.
 Neyland, Robert R. (Army 1916)—Backfield 1925; Head Coach
 1926-34, 1936-40, 1946-52; Athletics Director 1952-62.
 Norris, Rex (East Texas State 1964)—Defensive Line 1990-91.
 Oakes, B.F. (Illinois 1923)—Line 1924-25.
 O'Neil, Bernard (Bunzy) (Tennessee 1943)—Freshmen 1952-
 56.
 Orgeron, Ed. (Northwestern State 1984) — Assistant Head
 Coach/Recruiting Coordinator/Defensive Line 2009.
 Pace, Bill (Wichita State 1954)—Assistant Head/Quarterbacks
 1980-81.
 Palermo, John (Florida State 1974)—Defensive Line 2012.
 Parker, Henry Lee (Mississippi State 1948)—Administrative
 Assistant 1977-78.
 Parker, Paul B. (Army 1916)—Line 1926-34.
 Pearce, Leroy (Wyoming 1949)—Ends 1955-56.
 Pederson, Steve (Nebraska 1980)—Recruiting Coordinator
 1991-92; Associate Athletic Director/Football Operations
 1993.
 Peel, Ike (Tennessee 1941)—Assistant Freshmen 1942;
 Backfield 1945-48; Freshmen 1949-51; Backfield 1952-53.
 Pendergrass, Brad (Tennessee 1998)—Director of Football
 Operations 2010-Present.
 Pittman, Sam (Pittsburg State 1986)—Offensive Line 2012.
 Pontius, Miller (Michigan 1914)—Line 1914-15.
 Price, Royal (Tennessee 1947)—Assistant Freshmen 1948.
 Proctor, Bobby (Arkansas 1955)—Freshmen 1957-60.
 Ramsey, Kevin (Indiana State 1984)—Defensive Backs 1995-
 98.
 Rash, Charlie (Missouri 1959)—Offensive Line 1964-65.
 Reaves, David (Appalachian State 2001) — Quarterbacks
 2009.
 Robinson, Harvey (Tennessee 1933)—Freshmen 1946-48;
 Backfield 1949-52; Head Coach 1953-54; Backfield 1960-
 63.
 Rohe, Chuck (Mississippi Southern 1953)—Recruiter 1964-70.
 Roper, Bobby (Arkansas 1966)—Linebackers 1977-79.
 Roper, Kurt (Rice 1995)—Running Backs 2006-2007.
 Russell, Eric (Idaho 1991)—Tight Ends/Special Teams 2010-11.
 Sanders, Randy (Tennessee 1987)—Volunteer Coach 1989-
 90; Receivers 1991-92; Running Backs 1993; Running
 Backs/Recruiting Coordinator 1994-1998; Quarter-backs/
 Offensive Coordinator 1999-2005.
 Saunders, Al (San Jose State 1969)—Quarterbacks 1982.
 Scott, Latrell (Hampton 2001)—Wide Receivers 2008.
 Sedden, Charles (Ohio State)—Line 1919.
 Sells, Jack (Tennessee 1985)—Tight Ends 1989-90.
 Shaw, Bill (Florida State 1972)—Defensive Line 1982-84.
 Shealy, Dal (Carson-Newman 1960)—Backfield 1976.
 Shira, Charlie— Assistant Freshman 1951
 Sines, John (Purdue 1938)—Freshmen Ends 1953-58.
 Simron, Peter (Oregon 1999)—Linebackers 2011.



Slade, Larry (Shepherd 1973)—Defensive Backs 1999-08.
 Smith, Chuck (Tennessee 1992)—Defensive Line 2010
 Smith, Lovie (Tulsa 1979)—Defensive Backs 1993-94.
 Steele, Kevin (Tennessee 1979)—Defensive Ends 1982;
 Defensive Backs 1987.
 Stephens, Jimmy Ray (Florida, 1977)—Offensive Line 2002-05.
 Stewart, Clifton (Tennessee 1969)—Assistant Freshmen 1971-72; Assistant Junior Varsity 1973-74.
 Stiles, Wayne (Tennessee 1970)—Recruiter 1972-75.
 Stripling, Steve (Colorado 1976)—Associate Head Coach/Defensive Line 2013-Present.
 Sunseri, Sal (Pitt 1982) — Defensive Coordinator 2012
 Sweatman, Mike (Kansas 1968)—Outside Linebackers 1983.
 Taylor, Trooper (Baylor 1992)—Running Backs 2004-05;
 Assistant Head Coach Player Development/Running Backs 2005; Wide Receivers 2006-07.
 Thigpen, Tommy (North Carolina 1993)—Linebackers 2013-Present.
 Thompson, Lance (Citadel 1987) — Linebackers 2009-10; Defensive Line 2011.
 Trail, Ray (Arkansas 1963)—Offensive Line 1965-76.
 VanDerzee, Kevin (State University of New York at Cortland 2000)—Director of High School Relations 2008.
 Underwood, P.W. (Mississippi Southern 1957)—Linebackers 1967-68.
 Vollmar, Mike (Siena Heights 1988)—Senior Associate Athletic Director/Football Administration 2013-Present.
 Warmath, Murray (Tennessee 1935)—Ends 1935; Line 1936-39, 1946-48.
 Warren, Dewey (Tennessee 1968)—Assistant Freshmen 1970-71.
 Warwick, Bruce (Columbia College 1989)—Assistant A.D. Football Operations 2007-08.
 Washington, Pat (Auburn 1986)—Wide Receivers 1995-2005.
 West, Hodges (Burr) (Tennessee 1941)—Line 1948-54.
 West, Tommy (Tennessee 1975)—Running Backs 1990.
 White, W.C. (Tennessee 1922)—Line 1945.
 Wilcox, Justin (Oregon 1999)—Defensive Coordinator 2010-11.
 Wilson, Frank (Nicholls State 1997) — Wide Receivers 2009.
 Woodruff, Robert (Tennessee 1939)—Line 1939, 1941, 1961-62; Athletics Director 1963-85.
 Wright, Jim (Texas A&M 1958)—Offensive Backs 1970-73.
 Wyant, Gary (Wichita State 1963)—Defensive Backs 1971-75;
 Assistant Athletics Director/Football Operations 1994-96;
 Associate Athletics Director/Football Operations 1997-98; Senior Associate Athletics Director 1998-Present.
 Zook, Ron (Miami [Ohio] 1976)—Defensive Backs 1984-86.

ATHLETICS DIRECTORS

Barnhill, John H. (Tennessee 1928)—Freshman 1931-34, Line 1935-40; Head Coach 1941-45; Athletics Director 1941-45.
 Cronan, Joan (LSU 1966)—Interim Athletics Director 2011.
 Dickey, Doug (Florida 1954)—Head Coach 1964-69; Athletics Director 1986-July 2003.
 Hart, Dave (Alabama 1971)—Vice Chancellor/Director of Athletics 2011-Present.
 Hamilton, Mike (Clemson, 1985)—Athletics Director July 2003-June 2010.
 Neyland, Robert R. (Army 1916)—Backfield 1925; Head Coach 1926-34, 1936-40, 1946-52; Athletic Director 1926-34, 1936-40, 1946-62.
 Parker, Paul B. (Army 1916)—Line 1926-34; Athletics Director 1935.
 Woodruff, Bob (Tennessee 1939)—Line 1939, 1941, 1961-62; Athletics Director 1963-85.
 Wyatt, Bowden (Tennessee 1939)—Head Coach 1955-62, Acting Athletics Director March 1962-May 63.

TEAM TRAINERS/PHYSICIANS

Baker, Lenox (Tennessee 1929)—Trainer 1925-28.
 Barry, Billy (Carson Newman)—Assistant Trainer 1966-68.
 Bradshaw, Tom (Carson-Newman 1973)—Assistant Trainer

Brashear, Dr. Robert (Tennessee 1928)—Trainer 1929-37;
 Team Physician, 1941-42, 46-47.
 Christofferson, John (Colorado 1994)—Assistant Trainer 1997-2000.
 Clements, Keith (Fresno State 1993)—Assistant Trainer 2000-01; Head Trainer 2002-05.
 Click, Moe (Tennessee 1983)—Assistant Trainer 1985-89;
 Associate Trainer 1992-96.
 Dean, John (San Diego State 2000)—Assistant Trainer and Director of Rehabilitation 2006-Present.
 Duncanson, Robb (Elmira College 1999)—Associate Trainer 2006-Present.
 Faulkner, Dr. Frank (Tennessee Hospital)—Trainer 1928.
 Forgey, J. M. (Dummy)—Assistant Trainer 1926-42.
 Hill, Elmer Ike—Trainer 1942-44.
 Iven, Dr. Val Gene (Oklahoma State 1985)—Team Physician 1994-2006.
 Kerin, Tim (Indiana [Pa.] 1969)—Trainer 1977-91.
 Klenck, Dr. Chris (Purdue 1995)—Team Physician 2007-Present.
 McVeigh, Jason (Tennessee 1996)—Director of Rehabilitation 1999-2005; Head Trainer 2006-11; Director of Sports Medicine 2012-Present.
 Mullins, Leroy (Eastern Kentucky)—Associate Trainer 1973-74.
 Newman, Chad (Tennessee 1994)—Assistant Trainer 1997-Present.
 O'Neill, Kevin (Pittsburgh 1976)—Assistant Trainer 1977-79.
 O'Brien, Mickey—Trainer 1938-41, 1945-72.
 Powell, Dr. Rex—Team Physician 1938-40.
 Rollo, Mike (Tennessee 1977)—Assistant Trainer 1978-1985; Associate Trainer 1986-1992; Trainer 1992-2000;
 Assistant Athletics Director/Sports Medicine 2001-02.
 Rubright, Dr. Robert (Indiana)—Team Physician 1970-93
 Stansbury, Dwight (Oregon State 1983)—Assistant Trainer 1989-92.
 Wall, Tom (Tennessee 1969)—Assistant Trainer 1969-73;
 Trainer 1973-76.
 Whited, Jamie (Tennessee 1991)—Assistant Trainer 1993-96;
 Associate Trainer 1996-97.
 Wood, Jeff (Marshall 1984)—Assistant Trainer 2002-Present.

STRENGTH AND CONDITIONING

Adamson, Greg (Winthrop 2008)—Assistant Strength Coach 2013-14.
 Ausmus, Aaron (Tennessee 1998)—Director of Strength & Conditioning 2009.
 Bailey, Dan (Nebraska 1988)—Assistant Strength & Conditioning Coach 1991-95.
 Brown, Brian (Southern Mississippi)—Assistant Strength & Conditioning Coach 1999-2000.
 Brown, Ike (Central Michigan 2008)—Assistant Strength Coach 2013-14.
 Carlisle, Chris (Chadron State 1985)—Associate Head Strength & Conditioning Coach 1998-1999.
 Ciano, Eric (Springfield 1996)—Associate Strength & Conditioning Coach 2002-03.
 Coker, Ed (Tennessee)—Assistant Strength & Conditioning Coach 1986.
 Emery, Phil (Wayne State [Mich.])—Assistant Strength & Conditioning Coach 1987-90.
 Galbreath, Harry (Tennessee)—Assistant Strength & Conditioning Coach 2007-09.
 Gortmaker, Steve (Oklahoma 1998)—Associate Strength & Conditioning Coach, 2009-11.
 Hobby, Marion (Tennessee 1989)—Assistant Strength & Conditioning Coach 1998; Associate Strength & Conditioning Coach 2004.
 Hamilton, Dan (Ohio State 2002)—Assistant Strength & Conditioning Coach 2006-Present.
 Lawson, Dave (West Virginia Tech 1992)—Director of Strength & Conditioning 2013-Present.
 Lehmann, Brian (Kansas State 2000)—Assistant Strength & Conditioning Coach/Sports Nutritionist 2004-06.



Lindsey, Robert (Oklahoma State 1987)—Assistant Strength & Conditioning Coach 1991-94.

Long, Johnny (Southeastern Louisiana 1994)—Assistant Strength & Conditioning Coach 1996-99; Associate Head Strength & Conditioning Coach 1999-2002; Head Strength & Conditioning Coach 2002-08.

McKeefery, Ron (Ottawa 1997)—Football Head Strength Coach 2011; Director of Strength & Conditioning 2012.

Moffitt, Tom (Tennessee Tech 1986)—Assistant Strength & Conditioning Coach 1994-95; Associate Strength & Conditioning Coach 1996.

Moore, Roderick (Morehouse 1997)—Assistant Strength & Conditioning Coach 2001-03; Associate Strength and Conditioning Coach 2004-2006.

Myles, Brandon (West Virginia 2006)—Assistant Strength Coach 2013-Present.

O'Neil, Patrick—Assistant Strength Coach 2014-Present.

Ollison, Tony (Arkansas 1991)—Assistant Strength & Conditioning Coach 1996.

Pauletto, Bruno (Central Michigan 1978)—Strength Coach 1981-93.

Smith, Tony —Assistant Strength Coach 2015.

Stewart, Chris (Western Carolina 1998)—Assistant Strength & Conditioning Coach 2001-2004; Associate Strength & Conditioning 2005-08.

Stucky, John (Kansas State 1970)—Director of Athletic Fitness 1994-96; Assistant Athletic Director/Physical Development 1997-2001.

Szserzen, Michael (Charleston, W.Va. 2001)—Associate Strength Coach 2013-Present.

Wills, Troy (East Tenn. St. 2003)—Assistant Strength & Conditioning Coach 2003-12.

Wylie, Bennie (Sam Houston State 1999)—Football Head Strength Coach 2010.

■ RADIO NETWORK ANNOUNCERS

Anderson, Bill (Tennessee 1958)—Color Announcer 1968-98.

Foxx, Bob—Color Announcer 1952-67.

Francis, Jeff (Tennessee 1989)—Sideline Reporter 1999-2006.

Kelly, Andy (Tennessee 1991)—Sideline Reporter 2010-Present.

Kesling, Bob (Tennessee 1977)—Play-by-Play 1999-Present.

Mooney, George—Play-by-Play 1952-67.

Nelson, Lindsey (Tennessee 1941)—Play-by-Play 1949-50.

Priest, Tim (Tennessee 1971)—Color Announcer 1999-Present.

Stout, Alan—Play-by-Play 1951.

Stowell, Mike (Tennessee 1993)— Sideline Reporter 2007-09.

Ward, John (Tennessee 1952)—Play-by-Play 1968-98.

■ SPORTS INFORMATION/ MEDIA RELATIONS STAFF

Bruce, Brian (Springfield, Mass. 2009) — Assistant Media Relations Director 2012-2014.

Burns, MJ (Georgia Southern 2008) — Assistant Media Relations Director 2014-Present.

Devine, Betsy (Massachusetts 2008) — Assistant Media Relations Director 2012-2014.

Ford, Harris D. (Bud) (Tennessee 1966)—Assistant Sports Information Director 1966-87; Sports Information Director 1987-89; Assistant Athletics Director/Sports Information 1989-99; Associate Athletics Director/Media Relations 2000-11.

Goddard, Larry—Sports Information Director 1946-47.

Grim, David (Tennessee 1984)—Assistant Sports Information Director 1988-89; Associate Sports Information Director 1990-99; Internet Communications Director 2000-03.

Harris, Cameron (TCU 2006) - Assistant Media Relations Dir., 2011; Associate Media Relations Director 2012-2014.

Harris, Hayward S. (Tennessee 1951)—Sports Information Director 1961-87; Assistant Athletics Director/Media Relations 1987-89; Associate Athletics Director/Media Relations 1989-99; Historian 2000-09.

Joyner, Jack—Sports Information Director 1938-41.

Kniffen, Mary-Carter (Tennessee 2011)—Assistant Director/ Media Relations 2012-Present.

Lee, Stephen K. (Rutgers 2008) - Assistant Director/Media Relations 2012-Present.

Mann, Keith (Nebraska 1994)—Assistant Sports Information Director 2000.

Manning, Charles A. (Gus) (Tennessee 1950)—Sports Information Director 1951-1960; Business Manager 1960-89; Senior Associate Athletic Director 1990-1996; Executive Assistant to the Athletic Director 1996-Present.

Mattingly, Thomas J. (Tennessee 1970)—Assistant Sports Information Director 1987-89; Director of Special Publications 1990-2004.

Muir, Jeff (Arkansas 1993)—Assistant Sports Information Director 1997-99; Associate Sports Information Director 2000-2003; Internet Communications Associate Director 2004-09.

Musser, Tucker—Sports Information Director 1948-50.

Nelson, Lindsey (Tennessee 1941)—Sports Information Director 1951.

Painter, John (Tennessee 1988)—Associate Sports Information Director 2001-11.

Pinkerton, Craig (Kansas State 1994)—Assistant Sports Information Director 2000; Associate Sports Information Director 2001-08.

Pruitt, Amanda (Harding 2009)—Publications Coordinator 2011-12; Assistant Media Relations Director 2012-Present.

Rice, Brian (Tennessee 2005, 07) —UTSports.com Writer, 2014-Present.

Satkowiak, Tom (Tennessee 2002)—Assistant Sports Information Director 2005-08; Associate Media Relations Director 2009-Present.

Schriver, Rob—Editor, Tennessee Volunteers Magazine 1978-79.

Stanton, Jimmy (Southwestern 1996)—Associate Athletic Director/Communications 2010-15.

Smith, B. Gibson—Editor, Tennessee Volunteers Magazine 1980-87.

Whitworth, Mark H. (Asbury 1984)—Assistant Sports Information Director 1985-88.

Yellin, Jason (Stony Brook 1996)—Assistant Athletic Director/Media Relations 2011-Present.

■ FACILITIES, EQUIPMENT & GROUNDS STAFF

Campbell, Bobby (Tennessee 1973)—Administrative Assistant/Facilities 1990-2003; Director Sports Surface Management 2004-09.

Carpenter, Lon—Equipment Manager 1953-66; Equipment Repair Mgr. 1967-71.

Frazier, Roger—Equipment Manager 1984-Present.

Hallums, Brad (Tennessee 2005)—Asst. Director/Facilities 2007-Present.

Hoskins, John Deanie—Groundskeeper 1926-61.

Key, Cecil—Laundry Attendant 1963-65.

Martin, Jim—Laundry Attendant 1974-1991.

Parrott, Max (Tennessee 1984)—Equipment Attendant 1985-86; Asst. Equipment Manager 1987-Present.

Roach, Hayward—Grounds 1956-70; Groundskeeper 1971-91.

Roach, Myron—Groundskeeper 1992-Present.

Rollo, Mike (Tennessee 1977)—Assoc. Athletics Director/ Facilities 2003-07.

Seybold, Darren—Director/Sports Surface Management 2010-Present.

Shown, Ernest—Grounds 1972-90; Stadium Supervisor 1991-2003.

Sitzler, Allen (Tennessee 1999)—Asst. Equipment Manager 2007-Present.

Sprague, Gene—Equipment Manager 1967-83.

Shrieve, Chief—Equipment Manager 1946-53.

Wagner, Jim—Groundskeeper 1960-70.

Zurcher, Kevin (Tennessee 1997)—Asst. Director/Facilities 2004-Present; Director of Facilities, Assistant AD/ Facilities 2007-Present.

ALL-TIME GRADUATE ASSISTANTS

1961

Murray Armstrong, Student; Gene Etter, Student; Jack Kile, Student; Don Leake, Student.

1962

Ralph Baldini, Student; Warren Blankenship, Student; J.W. Carter, Student.

1963

Kenny Brown, Student; Jerry Ensley, Student; Larry Richards, Student; Paul Tilson, Student; Tom Williams, Student.

1964

Rex Dockery, Student; Mallon Faircloth, Student; Buddy Fisher, Student; Jerry Milchin, Student; Bobby Morton, Student; Bob Zvolerin, Student.

1965

Rex Dockery, Student; Fred Martin, Student; Jerry Milchin, Student; John Paty, Student; Jimmy Sullivan, Student; Al Tanara, Student.

1966

Tom Bass, Student; Bobby Frazier, Student; Glenn Gary, Student; Bobby Gratz, Student; David Leake, Student; Sam Robertson, Student.

1967

Doug Archibald, Student; Terry Bird, Student; Mack Gentry, Student; David Leake, Student; Bob Rollins, Student; Hal Wantland, Student; Gerald Woods, Student.

1968

Jim Bates, Student; Albert Dorsey, Student; Mack Gentry, Student; Joe Graham, Student; David Leake, Student; Bob Rollins, Student; Gerald Woods, Student.

1969

Jerry Holloway, Student; Rufus Lassiter, Student; Jim McDonald, Student; Neal McMeans, Student; Johnny Mills, Student.

1970

Walter Chadwick, Student; Jim Clark, Student; Mike Jones, Student; Gary Kreis, Student; Rufus Lassiter, Student; Clifton Stewart, Student; Wayne Stiles, Student; Dick Williams, Student.

1971

Frank Emanuel, Student; Manley Mixon, Student; Tim Priest (Tennessee 1971), Freshman Staff; Steve Robinson, Student; Wayne Stiles, Student; James

Woody, Student.

1972

Tom Bennett, Student; Ron Durby Student; Phillip Fulmer, Student; Jim Higdon, Student; Don McLeary, Student; Tim Priest, Student; Gary Theiler, Student.

1973

David Allen, Student; Gene DeFillippo, Student; Bill Emendorfer, Student; Rob Frere, Student; Phillip Fulmer, Student; Jim Higdon, Student; Tom Johnson, Student; Phil Pierce, Student; Jim Place, Student; Steve Slack, Student; Tim Townes, Tim; Student; John Wagster, Student; Mike Working, Student; Jimmy Young, Student.

1974

John Carlo, Student; Steve Chancey, Student; Gene DeFillippo, Student; Bill Emendorfer, Student; Jim Place, Student; Mike Working, Student.

1975

Steve Chancey, Student; Steve Cone, Student; Bruce Elliot, Student; Conrad Graham, Student; Mike Gulliano, Student; Tom Jones, Student; Dick Meyer, Student; Mike Townsend, Student.

1976

Bill Baker, Student; Eddie Courtney, Student; Stan Godfrey (Mars Hill 1967) Part Time; Paul Johnson, Student; Sparky Woods (Carson-Newman 1976), Part Time.

1977

Craig Boller (Iowa State 1970), Part Time-Junior Varsity; Richard Coachys (Indiana 1965), Part Time; Stan Godfrey; (Mars Hill 1967), Part time; John Julies (Ball State 1974), Student.

1978

Craig Boller (Iowa State 1970) Part Time-Junior Varsity; Roger Cook (Mississippi State 1972), Part Time; Ron Cox (Fayetteville State), Volunteer; Scott Farrar, Student; Danny Jenkins, Student; David Lyons, Student; Doug Smith, Student.

1979

Billy Arbo (Tennessee 1979), Graduate Asst.; John Chavis (Tennessee 1979), Graduate Asst.; Roger Cook (Mississippi State 1972), Part Time; Ron Cox (Fayetteville State) Volunteer; Chris Fischer (Baker 1975), Part Time-Junior Varsity; Greg Gibson (Louisville 1978), Part Time.

1980

Ron Cox (Fayetteville State), Volunteer; Brad Fields, Student; Greg Gibson (Louisville 1978), Part Time; Jim Hall, Part time; Jim Harrison, Student; Steve Marshall (Louisville 1980), Part time; Kevin Steele (Tennessee 1979), Student.

1981

Ron Cox (Fayetteville State), Volunteer; Greg Gibson (Louisville 1978), Part Time; Steve Marshall (Louisville 1980), Part Time.

1982

Ron Cox (Fayetteville State) Volunteer; David Cutcliffe (Alabama 1976), Part Time; Greg Gibson (Louisville 1978), Part Time-Junior Varsity; Kevin Steele (Tennessee 1979) Part Time.

1983

Todd Berry (Tulsa 1983), Graduate Asst.; Jim Davis, Graduate Asst.-Junior Varsity; Donald Dunn, Graduate Asst.; Scotty Kessler (Pacific Lutheran 1981), JV Staff; Steve King, JV Staff; Mike Pack, JV Staff; Dennis Therrell (Tennessee Tech 1976), JV Staff; Charles Thomas, Graduate Asst.

1984

Gerald Brown, Graduate Asst.; Donald Dunn, Donald, Graduate Asst.-Junior Varsity; Jeff Morrow, Graduate Asst.; Preston O'Neal, Graduate Asst.; Mike Pack, Graduate Asst.; Dennis Therrell (Tennessee Tech 1976), Graduate Asst.; Charles Thomas, Graduate Asst.

1985

Dave Borberly (DePauw 1981), Graduate Asst.; Mike Casteel (Tennessee), Graduate Asst.; Barry Gibson, Graduate Asst.; Jeff Morrow, Graduate Asst.; Preston O'Neal, Graduate Asst.-Junior Varsity; Jack Sells (Tennessee 1985) Graduate Asst.

1986

Mike Casteel (Tennessee), Graduate Asst.; Taz Ellinger (Utah), Graduate Asst.; Todd Fugett (East Central Oklahoma, 1983), Graduate Asst.; Jon Gruden (Dayton 1985), Graduate Asst.; Scotty Kessler (Pacific Lutheran 1981), Volunteer; Mike Overton (Tennessee), Graduate Asst.; Dick Russell (Troy State), Graduate Asst.; Jack Sells (Tennessee 1985), Graduate Asst.; Garth Warren (Pacific Lutheran 1983), Graduate Asst.

**1987**

Daryl Dickey (Tennessee 1986), Graduate Asst.; Taz Ellinger (Utah), Graduate Asst.-Junior Varsity; Jon Gruden (Dayton 1985), Graduate Asst.; Robert Henry (Mississippi), Graduate Asst.; Dick Russell (Troy State) Volunteer; Gary Smith, (Virginia Tech) Graduate Asst.

1988

Scott Conley (East Texas State), Graduate Asst.; Daryl Dickey (Tennessee, 1986), Volunteer; Todd Kirk (Tennessee 1988), Graduate Asst.; Todd Murgatroyd (West Liberty State 1986); Graduate Asst.; Gary Smith (Virginia Tech), Graduate Asst.; Brian Williams (Kentucky); Graduate Asst.

1989

Stan Brown (Davidson, 1978), Graduate Asst.; Bob Garmon (Tennessee 1988), Graduate Asst.; Dale Jones (Tennessee 1986), Graduate Asst.; Scott King (Livingston 1988), Graduate Asst.; Todd Kirk (Tennessee 1988), Graduate Asst.; Todd Murgatroyd (West Liberty State 1986), Graduate Asst.; Robert Nunn (Oklahoma State 1988), Graduate Asst.; Randy Sanders (Tennessee) Volunteer.

1990

Mark Bradley (Samford 1969), Graduate Asst.; Steve Caldwell (Arkansas St. 1977), Graduate Asst.; Bob Garmon (Tennessee 1988), Graduate Asst.; Robert Nunn (Oklahoma State 1988), Graduate Asst.; Randy Sanders (Tennessee), Volunteer; Mike Wolfe (Oklahoma State 1988), Graduate Asst.

1991

Mark Bradley (Samford 1969), Graduate Asst.-Junior Varsity; Terence Cleveland (Tennessee 1991), Graduate Asst.; Drew Fabianich (Mesa State 1987), Graduate Asst.; Bob Garmon (Tennessee 1988), Graduate Asst.; Terry Lantz, Graduate Asst. Bill Sliwa, Graduate Asst.

1992

Steve Bird (Eastern Kentucky 1982), Graduate Asst.; Drew Fabianich (Mesa State 1987), Graduate Asst.

1993

Reggie McKenzie (Tennessee), Graduate Asst.; Dick O'Brien (Tampa 1963), Graduate Asst.

1994

Dick O'Brien (Tampa 1963), Graduate Asst.; Shannon O'Brien (Maryville), Graduate Asst.

1995

Robby Collier (Tennessee 1995), Graduate Asst.; Dick O'Brien (Tampa 1963), Graduate Asst.

1996

Jeff Leiker (Washburn 1985), Graduate Asst.

1997

Steve Jameson (Worcester Polytechnic Institute), Graduate Asst.; Kurt Roper (Rice 1995); Graduate Asst.

1998

Steve Jameson (Worcester Polytechnic Institute); Graduate Asst.; Kurt Roper (Rice 1995), Graduate Asst.

1999

Ryan Held (Nebraska 1998), Graduate Asst.; Shawn Quinn (Carson-Newman 1995), Graduate Asst.

2000

J.P. Purvis (Mississippi 1986), Graduate Asst.; Shawn Quinn (Carson-Newman 1995), Graduate Asst.

2001

Shane Beamer (Virginia Tech 1999), Graduate Asst.; Shawn Quinn (Carson-Newman 1995); Graduate Asst.

2002

Shane Beamer (Virginia Tech 1999), Graduate Asst.; Marcus Satterfield (East Tennessee State 1999), Graduate Asst.

2003

Shane Beamer (Virginia Tech 1999), Graduate Asst.; Marcus Satterfield (East Tennessee State 1999), Graduate Asst.

2004

Jason Michael (Western Kentucky 2002), Graduate Asst.; Geep Wade (Tennessee-Chattanooga, 2001), Graduate Asst.

2005

Jay Graham (Tennessee 2004), Graduate Asst.; Shep Campbell (Arkansas 2001), Graduate Asst.

2006

Rick Clausen (Tennessee 2005), Graduate Asst.; Shawn Witten (Virginia Tech 2003), Graduate Asst.

2007

Jim Bob Cooter (Tennessee 2006), Graduate Asst.; Raasaan Haaralson (Southern 1999), Graduate Asst.

2008

Jim Bob Cooter (Tennessee 2006),

Graduate Asst.; Raasaan Haaralson (Southern 1999), Graduate Asst.

2009

Mitch Browning (Capital 1979), Graduate Asst.; Inky Johnson (Tennessee 2009), Graduate Asst.

2010

Chino Fontenette (Tulane 2003), Graduate Asst.; Peter Sirmon (Oregon 1999), Graduate Asst.

2011

Chino Fontenette (Tulane 2003), Graduate Asst.; Schirra Fields (LSU 2006) Graduate Asst.

2012

Brandon Staley (Dayton 2005), Graduate Asst.; Kyle Manley Georgia Tech 2008) Graduate Asst.; Derrick Foster Graduate Asst.; Schirra Fields (LSU 2006) Graduate Asst.

2013

Chase Gibson (Marshall 2007) Graduate Asst.; Cody Kempt (Montana State 2010) Graduate Asst.; Larry Knight (Central Michigan 2010) Graduate Asst.; Anthony Parker (Tennessee 2008) Graduate Asst.; Terry Fair (Tennessee 2010) Quality Control; Derrick Lett (Bowling Green 2006) Quality Control; Greg Meyer (Case Western Reserve 2010) Quality Control.

2014

Merci Falaise (NC State 2007) Graduate Asst.; Chase Gibson (Marshall 2007) Graduate Asst.; Larry Knight (Central Michigan 2010) Graduate Asst.; Anthony Parker (Tennessee 2008) Graduate Asst.; Nick Sheridan (Michigan 2010) Graduate Asst.; Terry Fair (Tennessee 2010) Quality Control; Derrick Lett (Bowling Green 2006) Quality Control; Greg Meyer (Case Western Reserve 2010) Quality Control.

2015

Derek Day (Butler 2009) Graduate Asst.; Merci Falaise (NC State 2007) Graduate Asst.; Chase Gibson (Marshall 2007) Graduate Asst.; Kevin Koger (Michigan 2011) Quality Control; Nick Sheridan (Michigan 2010) Graduate Asst.; Greg Meyer (Case Western Reserve 2010) Quality Control; Stephen Smith (Southwestern Assemblies of God 2006) Quality Control; Tom Zagorski (Case Western Reserve 2007) Quality Control.

ALL-TIME STARTING LINEUPS

1933

LE - Alton Mark
 LT - Milton Frank
 LG - J.B. Ellis
 C - Talmadge Maples
 RG - Gordon Smith
 RT - Howard Bailey
 RE - Murray Warmath
 BB - Deke Brackett
 WB - Leo Petrucci
 TB - Beattie Feathers
 FB - Breezy Wynn/
 Malcom Anderson

1934

LE - Louis Pounders
 LT - Alfred Austelle
 LG - Ralph Hatley
 C - Jim Claxton
 RG - Murray Warmath
 RT - Howard Bailey
 RE - Gene Rose
 BB - Henry Krouse
 WB - Edwin Palmer
 TB - Charles Vaughan
 FB - George Craig

1935

LE - Sonny Humphries
 LT - Edwin Crawford
 LG - Dewitt Weaver
 C - Herbie Tade
 RG - Joe Dougherty
 RT - Frank Crawford
 RE - Gene Rose
 BB - Fred Moses
 WB - Edwin Palmer
 TB - Phil Dickens
 FB - William Lippe

1936

LE - James Porter
 LT - Frank Crawford
 LG - Dewitt Weaver
 C - Joe Little
 RG - Joe Black Hayes
 RT - Robert Fulton
 RE - Ralph Eldred
 BB - William McCarren
 WB - Melvin Herring
 TB - Phil Dickens
 FB - Marion Perkins

1937

LE - Bowden Wyatt
 LT - Bob Woodruff
 LG - Willie Lefler
 C - Joe Little
 RG - Joe Black Hayes
 RT - Frank Crawford
 RE - Ralph Eldred
 BB - William McCarren
 WB - Edwin Duncan
 TB - Walter Wood
 FB - Marion Perkins

1938

LE - George Hunter
 LT - Abe Shires
 LG - Ed Molinski
 C - Jim Rike
 RG - Bob Suffridge
 RT - Boyd Clay
 RE - Bowden Wyatt
 BB - Sam Bartholomew
 WB - Bob Foxx
 TB - George Cafego
 FB - Leonard Coffman

1939

LE - Jimmy Coleman
 LT - Abe Shires
 LG - Ed Molinski
 C - Jim Rike
 RG - Bob Suffridge
 RT - Boyd Clay
 RE - Ed Cifers
 BB - Sam Bartholomew
 WB - Bob Foxx
 TB - George Cafego
 FB - Leonard Coffman

1940

LE - Jimmy Coleman
 LT - Marshall Shires
 LG - Ed Molinski
 C - Norbert Ackermann
 RG - Bob Suffridge
 RT - Burr West
 RE - Ed Cifers
 BB - Ike Peel
 WB - Bob Foxx
 TB - Van Thompson
 FB - Bill Nowling

1941

LE - Mike Balitsaris
 LT - Leonard Simonetti
 LG - Rudy Klarer
 C - Ray Graves
 RG - Henry Noel
 RT - Don Edmiston
 RE - Al Hust
 BB - Ike Peel
 WB - Jimmy Schwartz-
 inger
 TB - Johnny Butler
 FB - Bill Nowling

1942

LE - Al Hust
 LT - Denver Crawford
 LG - Jimmy Myers
 C - Jody Fisher
 RG - Royal Price
 RT - Dick Huffman
 RE - O.C. Lloyd
 BB - Charles Mitchell
 WB - James Gaffney
 TB - Robert Cifers
 FB - Bill Nowling

1943

NO TEAM
 WORLD WAR II

1944

LE - Roy Cross
 LT - Russ Dobelstein
 LG - E.J. Asbury
 C - Russ Morrow
 RG - Bob Dobelstein
 RT - Bo Stewart
 RE - Patrick (Buddy) Pike
 BB - Billy Bevis
 WB - Casey Stephenson
 TB - Buster Stephens
 FB - Mark Major

1945

LE - Charles Wildman
 LT - Russ Dobelstein
 LG - Claude McQuady
 C - Ben Miller
 RG - Bob Dobelstein
 RT - Mike Paidousis
 RE - Patrick (Buddy) Pike
 BB - Billy Bevis
 WB - Casey Stephenson

TB - Buster Stephens
 FB - John Manning

1946

LE - Franklin Hubbell
 LT - Dick Huffman
 LG - Royal Price
 C - Dave Stephenson
 RG - Ray Drost
 RT - Denver Crawford
 RE - Dick Jordan
 BB - Charley Mitchell
 WB - Bill Hillman
 TB - Walter Slater
 FB - Mark Major

1947

LE - Chan Caldwell
 LT - Charles Wildman
 LG - Clayton Stapleton
 C - Ralph Huneycutt
 RG - Ray Drost
 RT - Denver Crawford
 RE - Ben Huddleston
 BB - Orvis Milner
 WB - Bob Lund
 TB - Hal Littleford
 FB - George Balitsaris

1948

LE - Jim Powell
 LT - Jack Stroud
 LG - Ray John Elkas
 C - Ralph Huneycutt
 RG - Charles Baker
 RT - Norman Messeroll
 RE - Al Russas
 BB - Jack Armstrong
 WB - Bob Lund
 TB - Hal Littleford
 FB - Ralph Chancey

1949

Offense
 LE - Charles Cummins
 LT - Bill Pearman
 LG - Ray Elkas
 C - Bob Davis
 RG - Chaddy Baker
 RT - Ken Donahue
 RE - Jim Miner
 BB - Jimmy Hahn
 WB - Bert Rechichar
 TB - Hal Littleford
 FB - Bernie Sizemore

Defense

LE - Bud Sherrod
 LT - Norman Messeroll
 LG - Ted Daffer
 RG - Jim Vugrin
 RT - Jack Stroud
 RE - Allen Fielden
 RB - Gordon Polofsky
 LB - Bill Jasper
 HB - Jimmy Hill
 HB - J.W. Sherrill
 S - W.C. Cooper

1950

Offense
 LE - John Gruble
 LT - Jack Stroud
 LG - Earl Campbell
 C - Bob Davis
 RG - John Michels
 RT - Jim Haslam
 RE - Vince Kaseta
 BB - Jimmy Hahn
 WB - Bert Rechichar

TB - Hank Lauricella
 FB - Dick Ernsberger+/
 Andy Kozar

Defense

E - Bud Sherrod
 T - Roy Smith
 G - Ted Daffer
 G - Francis Holohan
 T - Bill Pearman
 E - Doug Atkins
 LB - Gordon Polofsky
 LB - Bill Jasper
 HB - Jimmy Hill
 HB - J.W. Sherrill
 S - Bert Rechichar

1951*Offense*

LE - John Davis
 LT - Charley Stokes
 LG - Vernon Lyons
 C - Bob Davis
 RG - John Michels
 RT - Jim Haslam
 RE - Vince Kaseta
 BB - Jimmy Hahn
 WB - Bert Rechichar
 TB - Hank Lauricella
 FB - Andy Kozar+/
 Dick Ernsberger

Defense

LE - Mack Franklin
 LT - Bob Fisher
 LG - Ted Daffer
 RG - Francis Holohan
 RT - Bill Pearman
 RE - Doug Atkins
 LB - Bill Jasper
 WB - Gordon Polofsky
 HB - Ray Martin
 HB - Joe Maiure
 S - Bert Rechichar

1952*Offense*

LE - John Davis
 LT - Dick Mayock
 LG - Earl Campbell
 C - Roger Vest
 RG - John Michels
 RT - Jim Haslam
 RE - Vic Kolenik
 BB - Harold Hubbard
 WB - Ed Morgan
 TB - Pat Shires
 FB - Andy Kozar

Defense

LE - Mack Franklin
 LT - Bob Fisher
 LG - Francis Holohan
 RG - Andy Meyers
 RT - Doug Atkins
 RE - Roger Rotroff
 LB - Bill Barbish
 LB - Gene Moeller
 HB - Jerry Hyde
 HB - Joe Maiure
 S - Bobby Brengle

1953

LE - Mack Franklin
 LT - Bob Fisher
 LG - John Powell
 C - Lamar Leachman
 RG - Bob Scott
 RT - Darris McCord
 RE - Roger Rotroff
 BB - Bill Barbish

WB - Jerry Hyde
 TB - Jim Wade
 FB - Ted Schwanger

1954

LE - Roger Urbano
 LT - Jerry DeLucca
 LG - Charles Coffey
 C - Charles Scholes
 RG - Frank McCroskey
 RT - Darris McCord
 RE - Edd Cantrell
 BB - Jim Beutel
 WB - Terry Sweeney
 TB - Johnny Majors
 FB - Tom Tracy

1955

LE - Buddy Cruze
 LT - Charles Rader
 LG - Bruce Burnham
 C - Dave Stottlemeyer
 RG - Charles Coffey
 RT - John Gordy
 RE - Roger Urbano
 BB - Jim Beutel
 WB - Bob Hibbard
 TB - Johnny Majors
 FB - Tommy Bronson

1956

LE - Buddy Cruze
 LT - Charles Rader
 LG - Bruce Burnham
 C - Bubba Howe
 RG - Bill Johnson
 RT - John Gordy
 RE - Roger Urbano
 BB - Stockton Adkins
 WB - Bill Anderson
 TB - Johnny Majors
 FB - Tommy Bronson
 KS - Sammy Burklow

1957

LE - Landon Darty
 LT - Jim Smelcher
 LG - Lon Herzbrun
 C - Dave Stottlemeyer
 RG - Bill Johnson
 RT - Frank Kolinsky
 RE - Murray Armstrong
 BB - Stockton Adkins
 WB - Bill Anderson
 TB - Bobby Gordon
 FB - Tommy Bronson
 KS - Sammy Burklow

1958

LE - Mike LaSorsa
 LT - Bo Shafer
 LG - Joe Lukowski
 C - Ray Moss
 RG - Bobby Urbano
 RT - Joe Schaffer
 RE - Tommy Potts
 BB - Jim Cartwright
 WB - Bobby Sandlin
 TB - Bill Majors
 FB - Carl Smith
 KS - Sammy Burklow

1959

LE - Mike LaSorsa
 LT - Lebron Shields
 LG - Joe Lukowski
 C - Ray Moss
 RG - Wayne Grubb
 RT - Joe Schaffer

RE - Cotton Letner
BB - Jim Cartwright
WB - Ken Waddell
TB - Bill Majors
FB - Bunny Orr
KS - Cotton Letner

1960

LE - Mike LaSorsa
LT - Don Cissell
LG - Paul Inglett
C - Mike Lucci
RG - Wayne Grubb
RT - Ken Frost
RE - Cotton Letner
BB - Jim Cartwright
WB - Ken Waddell
TB - Glenn Glass
FB - J. W. Carter
KS - Cotton Letner

1961

LE - Mike Stratton
LT - Kenny Brown
LG - Ned Sullivan
C - Mike Lucci
RG - Larry Richards
RT - Paul Tilson
RE - Pat Augustine
BB - Wayne Coleman
WB - Hubert McClain
TB - Mallon Faircloth
FB - J.W. Carter+/Bunny Orr
KS - Gary Cannon

1962

LE - John Bill Hudson
LT - Kenny Brown
LG - Larry Richards
C - LT. Helton
RG - Bob Dalton
RT - Tom Williams
RE - Pat Augustine
BB - Wayne Coleman
WB - Wayne Waff
TB - Mallon Faircloth
FB - George Canale
KS - George Shufford

1963

LE - Al Tanara
LT - Bob Zvolerin
LG - Ned Sullivan
C - Bert Ackermann
RG - Steve DeLong
RT - Dick Evey
RE - Buddy Fisher
BB - Ken Honea
WB - John Paty
TB - Mallon Faircloth
FB - Stan Mitchell
P - Jackie Cotton
KS - Fred Martin

1964

Offense
TE - Whit Canale
LT - Gerald Woods
LG - Terry Bird
C - Bert Ackermann
RG - Robbie Franklin
RT - Bill Cameron
SE - Paul Naumoff
QB - Art Galiffa
WB - Stan Mitchell
TB - Hal Wantland
FB - Jack Patterson
KS - Fred Martin

Defense

LE - Glenn Gray
LT - Joe Graham
MG - Steve DeLong
RG - Carl Ellis
RE - Bobby Frazier
MM - Doug Archibald
LB - Frank Emanuel
LB - Tom Fisher
CB - Harold Stancell
CB - Jerry Smith
FS - Bob Petrella
P - Ron Widby

1965

Offense
TE - Austin Denney
LT - John Boynton
LG - Gerald Woods
C - Bob Johnson
RG - Bobby Gratz
RT - Jim Lowe
SE - Johnny Mills
WB - Hal Wantland
QB - Charles Fulton
TB - Walter Chadwick
FB - Stan Mitchell
PK - David Leake

Defense

LE - Paul Naumoff
LT - Mack Gentry
MG - Robbie Franklin
RT - Bill Cameron
RE - Bobby Frazier
LB - Tom Fisher
LB - Frank Emanuel
CB - Harold Stancell
CB - Jerry Smith
MM - Doug Archibald
FS - Bob Petrella
P - Ron Widby

1966

Offense
TE - Austin Denney
LT - John Boynton
LG - Charles Rosenfelder
C - Bob Johnson
RG - Elliott Gammage
RT - Terry Bird
SE - Johnny Mills
WB - Richmond Flowers
QB - Dewey Warren
TB - Charlie Fulton
FB - Richard Pickens
KS - Gary Wright

Defense

LE - Neal McMeans
LT - Dick Williams
MG - Bobby Morel
RT - Derrick Weatherford
RE - Nick Showalter
LB - Doug Archibald
LB - Paul Naumoff
CB - Harold Stancell
CB - Jerry Smith
MM - Jimmy Glover
FS - Bill Young
P - Ron Widby

1967

Offense
TE - Ken DeLong
LT - Elliott Gammage
LG - Joe Graham
C - Bob Johnson
RG - Charles Rosenfelder
RT - John Boynton

SE - Terry Dalton
WB - Richmond Flowers
QB - Dewey Warren
TB - Walter Chadwick
FB - Richard Pickens
PK - Karl Kremser
Defense
LE - Neal McMeans
LT - Dick Williams
MG - Rick Marino
RT - Derrick Weatherford
RE - Jim McDonald
LB - Steve Kiner
LB - Jack Reynolds
HB - Jim Weatherford
HB - Albert Dorsey
MM - Jimmy Glover
FS - Mike Jones
P - Herman Weaver

1968

Offense
TE - Ken DeLong
LT - Mike Gooch
LG - Don Denbo
C - Chip Kell
RG - Charles Rosenfelder
RT - Jerry Holloway
SE - Gary Kreis
WB - Bill Baker
QB - Bubba Wyche
TB - Richmond Flowers
FB - Richard Pickens
PK - Karl Kremser

Defense

LE - Neal McMeans
LT - Dick Williams
RT - Frank Yanosky
RE - Jim McDonald
LB - Steve Kiner
LB - Jack Reynolds
MG - James Woody
CB - Jimmy Weatherford
CB - Mike Jones
MM - Nick Showalter
FS - Bill Young
P - Herman Weaver

1969

Offense
TE - Ken DeLong
LT - Steve Robinson
LG - Don Denbo
C - Mike Bevans
RG - Chip Kell
RT - Joe Balthrop
SE - Gary Kreis
WB - Lester McClain
QB - Bobby Scott
TB - Don McLeary
FB - Curt Watson
PK - George Hunt

Defense

LE - Vic Dingus
LT - Frank Yanosky
RT - Steve Carroll
RE - James Woody
LB - Steve Kiner
LB - Jack Reynolds
LB - Jackie Walker
CB - Benny Dalton
CB - Mike Jones
SS - Tim Priest
FS - Bill Young
P - Herman Weaver

1970

Offense
TE - Gary Theiler
LT - Steve Robinson
LG - Don Denbo
C - Mike Bevans
RG - Chip Kell
RT - Joe Balthrop
SE - Joe Thompson
MG - Lester McClain
QB - Bobby Scott
TB - Don McLeary
FB - Curt Watson
PK - George Hunt

Defense

LE - Manley Mixon
LT - Bill Emendorfer
RT - John Wagster
RE - Ronnie Drummonds
LB - Ray Nettles
LB - James Woody+/Jamie Rotella
LB - Jackie Walker
CB - Conrad Graham
CB - David Allen
SS - Tim Priest
FS - Bobby Majors
P - Bobby Majors

1971

Offense
TE - Gary Theiler
LT - Gaylon Hill
LG - Phillip Fulmer
C - Tom Johnson
RG - Bill Emendorfer
RT - Joe Balthrop
SE - Joe Thompson
WB - Stan Trott
QB - Jim Maxwell
TB - Bill Rudder
FB - Curt Watson
PK - George Hunt

Defense

LE - Ken Lambert
LT - Frank Howell
RT - John Wagster
RE - Carl Johnson
LB - Ray Nettles
LB - Jamie Rotella
LB - Jackie Walker
CB - Conrad Graham
CB - David Allen
SS - Eddie Brown
FS - Bobby Majors
P - Bobby Majors

1972

Offense
TE - Sonny Leach
LT - Gene Killian
LG - Gaylon Hill
C - Tom Johnson
RG - Bill Emendorfer
RT - David Shaffer
SE - Emmon Love
QB - Condredge Holloway

WB - Jimmy Young
TB - Haskel Stanback
FB - Steve Chancey
PK - Ricky Townsend

Defense

LE - Ken Lambert
LT - Robert Pulliam
RT - John Wagster
RE - Carl Johnson
LB - Art Reynolds

LB - Eddie Wilson
LB - Jamie Rotella
CB - Conrad Graham
CB - David Allen
SS - Tim Townes
FS - Eddie Brown
P - Neil Clabo

1973

Offense
TE - Tommy West
LT - Steve Cone
LG - Gene Killian
C - Steve Urubek
RG - Mickey Marvin
RT - Larry Satterfield
SE - Emmon Love
QB - Condredge Holloway
TB - Haskel Stanback
FB - Bill Rudder
WB - Chip Howard
PK - Ricky Townsend

Defense

LE - Sammy Hair
LT - Robert Pulliam
RT - Mike Smith
RE - David Campbell
LB - Eddie Wilson
LB - Art Reynolds
LB - Hank Walter
CB - Nick Carmichael
CB - Russ Rabenstein
SS - Eddie Brown
FS - Jim Watts
P - Neil Clabo

1974

Offense
TE - Tommy West
LT - Steve Cone
LG - Gene Killian
C - Steve Urubek
RG - Mickey Marvin
RT - Larry Satterfield
SE - Emmon Love
QB - Condredge Holloway
TB - Haskel Stanback
FB - Bill Rudder
WB - Chip Howard
PK - Ricky Townsend

Defense

LE - Sammy Hair
LT - Robert Pulliam
RT - Mike Smith
RE - David Campbell
LB - Eddie Wilson
LB - Art Reynolds
LB - Hank Walter
CB - Nick Carmichael
CB - Russ Rabenstein
SS - Eddie Brown
FS - Jim Watts
P - Neil Clabo

1975

Offense
TE - Tommy West
LT - Brent Walton
LG - Joe Gallagher
C - Paul Johnson
RG - Mickey Marvin
RT - David Brady
SE - Larry Seivers
QB - Randy Wallace
WB - John Yarbrough
TB - Stanley Morgan
FB - Mike Gayles
PK - Jim Gaylor

GENERAL

STAFF

PLAYERS

REVIEW

HISTORY

HONORS

VOLMANAC

RECORDS



Defense

LE - Ron McCartney
 LT - Jim Woofter
 RT - David Page
 RE - Kevin Davis
 LB - Steve Poole
 LB - Russ Williams
 LB - Andy Spiva
 CB - David Parsons
 CB - Russ Rabenstein
 SS - Ernie Ward
 FS - Mike Mauck
 P - Craig Colquitt

1976

Offense

TE - John Murphy
 LT - Brent Watson
 LG - Joe Gallagher
 C - Robert Shaw
 RG - Mickey Marvin
 RT - David Brady
 SE - Larry Seivers
 QB - Randy Wallace
 WB - Stanley Morgan
 TB - Mike Gayles
 FB - Bobby Emmons
 PK - Jim Gaylor
Defense
 LE - Charles Anderson
 LT - Jim Woofter
 RT - Danny Jenkins
 RE - Kevin Davis
 LB - Craig Puki
 LB - Andy Spiva
 LB - Greg Jones
 CB - Thomas Rowsey
 CB - David Parsons
 SS - Russ Williams
 FS - Roland James
 P - Craig Colquitt

1977

Offense

TE - Reggie Harper
 LT - Ralph Bullard
 LG - Charlton Webb
 C - Robert Shaw
 RG - Jay Williams
 RT - Brent Watson
 SE - Jeff Moore
 TB - Kelsey Finch
 FB - Nate Sumpter
 QB - Jimmy Streater
 WB - Billy Arbo
 PK - Jim Gaylor
Defense
 LE - David Barron
 LT - Johnny Chavis
 MG - Jim Noonan
 RT - Danny Jenkins
 RE - Dennis Wolfe
 LB - Greg Jones
 LB - Lyonel Stewart
 HB - Thomas Rowsey
 HB - Roland James
 SS - Russ Williams
 FS - Val Barksdale
 P - Craig Colquitt

1978

Offense

TE - Reggie Harper
 LT - Phil Sutton
 LG - Charlton Webb
 C - Robert Shaw
 RG - Bill Marren
 RT - Jay Williams
 SE - Jeff Moore

QB - Jimmy Streater
 TB - Kelsey Finch
 FB - Frank Foxx
 WB - Billy Arbo
 PK - Alan Duncan
Defense
 LE - Steve Davis
 LT - Lee Otis Burton
 MG - Jim Noonan
 RT - Brad White
 RE - Dennis Wolfe
 LB - Danny Spradlin
 LB - Craig Puki
 CB - Roland James
 CB - Junior Reid
 SS - Greg Gaines
 FS - Clark Duncan
 P - Dale Schneitman

1979

Offense

TE - Reggie Harper
 LT - Phil Sutton
 LG - Bill Marren
 C - Lee North
 RG - Mike Jester
 RT - Tim Irwin
 SE - Anthony Hancock
 QB - Jimmy Streater
 WB - Phil Ingram
 TB - James Berry
 FB - Hubert Simpson
 PK - Alan Duncan
Defense
 LE - Steve Davis
 LT - Kenny Jones
 MG - Steve Kluge
 RT - Brad White
 RE - Brian Ingram
 LB - Danny Spradlin
 LB - Craig Puki
 CB - Wilbert Jones
 CB - Danny Martin
 SS - Bill Bates
 FS - Roland James
 P - John Warren

1980

Offense

TE - Reggie Harper
 LT - Jay Williams
 LG - Bill Marren
 C - Lee North
 RG - Dwight Wilson
 RT - Tim Irwin
 SE - Willie Gault
 QB - Steve Alatorre
 WB - Anthony Hancock
 HB - Terry Daniels
 FB - James Berry
 PK - Alan Duncan
Defense
 LE - Lemont Holt Jeffers
 LT - Brad White
 MG - Jim Noonan
 RT - Reggie White
 RE - Mike "Stop" Cofer
 LB - Danny Spradlin
 LB - Greg Gaines
 CB - Danny Martin
 CB - Wilbert Jones
 SS - Bill Bates
 FS - Val Barksdale
 P - John Warren

1981

Offense

TE - Mike "Go" Cofer
 LT - Jani Trupovnieks

LG - David James
 C - Lee North
 RG - Bill Mayo
 RT - John Matthews
 SE - Mike Miller
 QB - Steve Alatorre
 FB - Alvin Toles
 TB - James Berry
 WB - Anthony Hancock
 PK - Fuad Reveiz
Defense
 LE - Brian Ingram
 LT - Chris Wampler
 MG - Leonard Jackson
 RT - Reggie White
 RE - Ricky Holt
 LL - Lemont Jeffers
 RL - Mike "Stop" Cofer
 CB - Lee Jenkins
 CB - Carlton Peoples
 SS - Daryl Harper
 FS - Bill Bates
 P - Jimmy Colquitt

1982

Offense

TE - Kenny Jones
 LT - Curt Singer
 LG - Mike Furnas
 C - Glenn Streno
 RG - Bill Mayo
 RT - John Matthews
 SE - Willie Gault
 QB - Alan Cockrell
 TB - Chuck Coleman
 FB - Doug Furnas
 WB - Darryal Wilson
 PK - Fuad Reveiz
Defense
 LE - Mike Terry
 LT - Mike Casteel
 MG - Steve Kluge
 RT - Reggie White
 RE - Mike "Stop" Cofer
 LLB - Duan Henry
 RLB - Joe Cofer
 CB - Lee Jenkins
 CB - Carlton Peoples
 SS - Bill Bates
 FS - Joe Cozart
 P - Jimmy Colquitt

1983

Offense

TE - John Cook
 LT - Curt Singer
 LG - Mike Furnas
 C - Glenn Streno
 RG - Bill Mayo
 RT - Steve Knight
 SE - Clyde Duncan
 QB - Alan Cockrell
 TB - Chuck Coleman
 FB - Randall Morris
 WB - Lenny Taylor
 PK - Fuad Reveiz
Defense
 LOLB - Ricky Holt
 LT - Reggie White
 LILB - Carl Zander
 MG - Johnny Williams
 RILB - Alvin Toles
 RT - Mark Studaway
 ROLB - Dale Jones
 CB - Tommy Sims
 CB - Terry Brown
 SS - Joe Cofer
 FS - Charles Davis
 P - Jimmy Colquitt

1984

Offense

TE - John Cook
 LT - David Douglas
 LG - Bill Mayo
 C - Raleigh McKenzie
 FB - Bruce Wilkerson
 RT - David Moon
 SE - Joey Clinkscales
 QB - Tony Robinson
 TB - Johnnie Jones
 FB - Kenneth Cooper
 WB - Tim McGee
 PK - Fuad Reveiz
Defense
 LOLB - Reggie McKenzie
 LT - Jim Dunkin
 LILB - Carl Zander
 MG - Robby Scott
 RILB - Joe Cofer
 RT - Tony Simmons
 ROLB - Dale Jones
 CB - Terry Brown
 CB - Tommy Sims
 SS - Vince Clark
 FS - Charles Davis
 P - Jimmy Colquitt

1985

Offense

TE - Jeff Smith
 LT - David Douglas
 LG - Harry Galbreath
 C - Todd Kirk
 RG - John Bruhin
 RT - Bruce Wilkerson
 SE - Eric Swanson
 QB - Tony Robinson/
 Daryl Dickey
 TB - Keith Davis
 FB - William Howard
 WB - Tim McGee
 PK - Carlos Reveiz
Defense
 LOLB - Bryan Kimbro
 LT - Robby Scott
 MG - Richard Brown
 RT - Mark Hovanic
 ROLB - Dale Jones
 LILB - Kelly Ziegler
 RILB - Darrin Miller
 CB - Tommy Sims
 CB - Terry Brown
 SS - Chris White
 FS - Charles Davis
 P - Bob Garmon

1986

Offense

TE - Tim Hendrix
 LT - Daryle Smith
 LG - Harry Galbreath
 C - Todd Kirk
 RG - John Bruhin
 RT - Bruce Wilkerson
 SE - Joey Clinkscales
 QB - Jeff Francis
 TB - Keith Davis
 FB - Charles Wilson
 WB - Terence Cleveland
 PK - Carlos Reveiz
Defense
 LOLB - Bryan Kimbro
 LT - Robby Scott
 MG - Brian Hunt
 RT - Mark Hovanic
 ROLB - Dale Jones
 LILB - Kelly Ziegler
 RILB - Darrin Miller

CB - Terry McDaniel
 CB - Victor Peppers
 SS - Charles Davis
 FS - Terry Brown
 P - Bob Garmon

1987

Offense

TE - Nate Middlebrooks
 LT - Kevin Simons
 LG - Harry Galbreath
 C - Todd Kirk
 RG - John Bruhin
 RT - Eric Still
 SE - Thomas Woods
 WB - Terence Cleveland
 QB - Jeff Francis
 TB - Reggie Cobb
 FB - William Howard
 PK - Phil Reich
Defense
 LOLB - Mike Kelley
 LT - David Johnson
 MG - Charles McRae
 RT - Marion Hobby
 ROLB - Darrin Miller
 LILB - Kelly Ziegler
 RILB - Keith DeLong
 CB - Terry McDaniel
 CB - Victor Peppers
 SS - Cedric Kline
 FS - Kelly Days
 P - Bob Garmon

1988

Offense

TE - Nate Middlebrooks
 LT - Kevin Simons
 LG - Antone Davis
 C - Ray Robinson
 RG - Eric Still
 RT - Phil Stuart
 SE - Thomas Woods
 WB - Alvin Harper
 QB - Jeff Francis
 FB - John Rollins
 TB - Reggie Cobb
 PK - Chip McCallum
Defense
 LOLB - Bryan Kimbro
 DT - Mark Moore
 MG - Shazzon Bradley
 DT - Marion Hobby
 ROLB - Tracy Hayworth
 LILB - Earnest Fields
 RILB - Keith DeLong
 CB - Preston Warren
 CB - Jeremy Lincoln
 SS - Cedric Kline
 FS - Kelly Days
 P - Kent Elmore

1989

Offense

TE - Mark Adams
 LT - Charles McRae
 LG - Tom Myslinski
 C - John Fisher
 RG - Eric Still
 RT - Antone Davis
 SE - Thomas Woods
 WB - Terence Cleveland
 QB - Sterling Henton
 FB - Roland Poles
 TB - Chuck Webb
 PK - Greg Burke
Defense
 LDE - Marion Hobby



QB - Casey Clausen
 FB - Will Bartholomew
 TB - Travis Henry
 PK - Alex Walls
Defense
 LDE - DeAngelo Lloyd
 LDT - Edward Kendrick
 RDT - John Henderson
 RDE - Will Overstreet
 LLB - Eric Westmoreland
 MLB - Dominique Stevenson
 RLB - Anthony Sessions
 CB - Willie Miles
 CB - Teddy Gaines
 SS - Andre Lott
 FS - Rashad Baker
 P - David Leaverton

2001

Offense
 TE - John Finlayson
 LT - Reggie Coleman
 LG - Fred Weary
 C - Scott Wells
 RG - Jason Respert+/
 Chavis Smith
 RT - Will Ofenheule
 WR - Donte Stallworth
 WR - Kelley Washington
 QB - Casey Clausen
 FB - Will Bartholomew
 TB - Travis Stephens
 PK - Alex Walls
Defense
 LDE - Bernard Jackson
 LDT - John Henderson
 RDT - Albert Haynesworth
 RDE - Will Overstreet
 LLB - Eddie Moore
 MLB - Dominique Stevenson
 RLB - Keyon Whiteside
 CB - Andre Lott
 CB - Jabari Greer
 SS - Julian Battle
 FS - Rashad Baker
 P - Dustin Colquitt

2002

Offense
 TE - Jason Witten
 LT - Michael Munoz
 LG - Jason Respert
 C - Scott Wells
 RG - Anthony Herrera
 RT - Will Ofenheule
 WR - Leonard Scott
 WR - Tony Brown
 QB - Casey Clausen
 FB - Troy Fleming
 TB - Cedric Houston
 PK - Alex Walls
Defense
 LDE - Omari Hand
 LDT - Rashad Moore
 RDT - Aubray Franklin
 RDE - Demetryn Veal
 LLB - Eddie Moore
 MLB - Robert Peace
 RLB - Kevin Burnett+/
 Keyon Whiteside
 CB - Willie Miles
 CB - Julian Battle
 SS - Gibril Wilson
 FS - Rashad Baker
 P - Dustin Colquitt

CB - Dwayne Goodrich
 CB - Terry Fair
 SS - Tori Noel
 FS - Cory Gaines
 P - Chris Hogue

1998

Offense
 TE - Eric Diogu
 LT - Chad Clifton
 LG - Mercedes Hamilton
 C - Spencer Riley
 RG - Cosey Coleman
 RT - Jarvis Reado
 WR - Cedrick Wilson
 WR - Peerless Price
 QB - Tee Martin
 FB - Shawn Bryson
 TB - Jamal Lewis+/
 Travis Henry
 PK - Jeff Hall
Defense
 LDE - Shaun Ellis
 LDT - Jeff Coleman
 RDT - Darwin Walker
 RDE - Corey Terry
 LLB - Eric Westmoreland
 MLB - Al Wilson
 RLB - Raynoch Thompson
 CB - Dwayne Goodrich
 CB - Steve Johnson
 SS - Fred White
 FS - Deon Grant
 P - David Leaverton

1999

Offense
 TE - John Finlayson
 LT - Chad Clifton
 LG - Fred Weary
 C - Spencer Riley
 RG - Cosey Coleman
 RT - Josh Tucker
 WR - Cedrick Wilson
 WR - Eddie Martin
 QB - Tee Martin
 FB - Phillip Crosby
 TB - Jamal Lewis+/
 Travis Henry
 PK - Alex Walls
Defense
 LDE - Shaun Ellis
 LDT - Billy Ratliff+/
 John Henderson
 RDT - Darwin Walker
 RDE - Will Overstreet
 LLB - Eric Westmoreland
 MLB - Dominique Stevenson
 RLB - Raynoch Thompson
 CB - Dwayne Goodrich
 CB - Andre Lott
 SS - Fred White
 FS - Deon Grant
 P - David Leaverton

2000

Offense
 TE - John Finlayson
 LT - Reggie Coleman
 LG - Anthony Herrera
 C - Fred Weary+/
 Scott Wells
 RG - Toby Champion
 RT - Michael Munoz
 WR - Cedrick Wilson
 WR - Eric Parker

1995

Offense
 TE - Scott Pfeiffer
 LT - Jason Layman
 LG - Trey Peterson
 C - Jeff Smith
 RG - Bubba Miller
 RT - Robert Poole
 WR - Marcus Nash
 FL - Joey Kent
 QB - Peyton Manning
 RB - Chester Ford
 TB - Jay Graham
 PK - Jeff Hall
Defense
 LDE - Leonard Little
 LDT - Shane Burton
 RDT - Billy Beron
 RDE - Steve White
 LLB - Jesse Sanders
 MLB - Tyrone Hines
 RLB - Scott Galyon
 CB - DeRon Jenkins
 CB - Terry Fair
 SS - Raymond Austin
 FS - Tori Noel
 P - Larry Binion

1996

Offense
 TE - Dustin Moore
 LT - Trey Teague
 LG - Spencer Riley
 C - Brent Gibson
 RG - Robert Poole
 RT - Chad Clifton
 WR - Marcus Nash
 FL - Joey Kent
 QB - Peyton Manning
 RB - Chester Ford
 TB - Jay Graham
 PK - Jeff Hall
Defense
 LDE - Leonard Little
 LDT - Bill Duff
 RDT - Ron Green
 RDE - Jonathan Brown
 LLB - Al Wilson
 MLB - Tyrone Hines
 RLB - Craig King
 CB - Raymond Austin
 CB - Terry Fair
 SS - Tori Noel
 FS - Jason Parker
 P - Larry Binion

1997

Offense
 TE - Eric Diogu
 LT - Chad Clifton
 LG - Spencer Riley
 C - Trey Teague
 RG - Mercedes Hamilton
 RT - Cosey Coleman
 WR - Marcus Nash
 WR - Peerless Price
 QB - Peyton Manning
 FB - Shawn Bryson
 TB - Jamal Lewis
 PK - Jeff Hall
Defense
 LDE - Jonathan Brown
 LDT - Bill Duff
 RDT - Ron Green
 RDE - Corey Terry
 LLB - Al Wilson
 MLB - Leonard Little
 RLB - Raynoch Thompson

WB - Craig Faulkner
 QB - Heath Shuler
 FB - Marion Brunson
 TB - Charlie Garner
 PK - John Becksvoort
Defense
 LDE - James Wilson
 LDT - Jeff Tullis
 RDT - J.J. Surlas
 LDE - Todd Kelly
 LLB - George Kidd
 MLB - Reggie Ingram
 RLB - Ben Talley
 CB - DeRon Jenkins
 CB - Tracy Smith
 SS - J.J. McCleskey
 FS - Jason Parker
 P - Tom Hutton

1993

Offense
 TE - David Horn
 LT - Jason Layman
 LG - Kevin Mays
 C - Bubba Miller
 RG - Jeff Smith
 RT - Leslie Ratliffe
 SE - Cory Fleming
 WB - Craig Faulkner
 QB - Heath Shuler
 FB - Mario Brunson
 TB - Charlie Garner
 PK - John Becksvoort
Defense
 LDE -- James Wilson
 LDT - Shane Bonham
 RDT - Paul Yatkowski
 RDE - Horace Morris
 LLB - Scott Galyon
 MLB - Reggie Ingram
 RLB - Ben Talley
 CB - DeRon Jenkins
 CB - Ronald Davis
 SS - Victor Brown
 FS - Jason Parker
 P - Tom Hutton

1994

Offense
 TE - David Horn
 LT - Jason Layman
 LG - Kevin Mays
 C - Jeff Smith
 RG - Bubba Miller
 RT - Leslie Ratliffe
 SE - Joey Kent
 WB - Kendrick Jones
 QB - Jerry Colquitt+/
 Peyton Manning
 FB - Mose Phillips
 TB - James Stewart
 PK - John Becksvoort
Defense
 LDE - Ben Talley
 LDT - Cory Stone
 RDT - Leland Taylor
 RDE - Steve White
 LLB - Jesse Sanders
 MLB - Tyrone Hines
 RLB - Scott Galyon
 CB - DeRon Jenkins
 CB - Terry Fair
 SS - Raymond Austin
 FS - Jason Parker
 P - Tom Hutton

LDT - Mark Moore
 RDT - Martin Williams
 RDE - Tracy Hayworth
 LLB - Earnest Fields
 MLB - Shazzon Bradley
 RLB - Darryl Hardy
 CB - Preston Warren
 CB - Keith Denson
 SS - Kelly Days
 FS - Jason Julian
 P - Kent Elmore

1990

Offense
 TE - Mark Adams
 LT - Charles McRae
 LG - Tom Myslinski
 C - John Fisher
 RG - Doug Baird
 RT - Antone Davis
 SE - Carl Pickens
 WB - Alvin Harper
 QB - Andy Kelly
 FB - Roland Poles
 TB - Chuck Webb/
 Tony Thompson
 PK - Greg Burke
Defense
 LDE - Kacy Rodgers
 LDT - Vince Moore
 RDT - Carey Bailey
 RDT - Chuck Smith
 LLB - Darryl Hardy
 MLB - Shon Walker
 RLB - Earnest Fields
 CB - Floyd Miley
 CB - Jeremy Lincoln
 SS - Mark Fletcher
 FS - Dale Carter
 P - Joey Chapman

1991

Offense
 TE - Mark Adams
 LT - Bernard Dafney
 LG - Tom Myslinski
 C - John Fisher
 RG - Mike Stowell
 RT - Patrick Lenoir
 SE - Carl Pickens
 WB - Craig Faulkner
 QB - Andy Kelly
 FB - Mario Brunson
 TB - James Stewart
 PK - John Becksvoort
Defense
 LDE - Chris Mims
 LDT - Shazzon Bradley
 RDT - J.J. Surlas
 RDE - Chuck Smith
 LLB - Darryl Hardy
 MLB - Shon Walker
 RLB - Earnest Fields
 CB - Jeremy Lincoln
 CB - Floyd Miley
 SS - David Bennett
 FS - Dale Carter
 P - Tom Hutton

1992

Offense
 TE - Robert Todd
 LT - Mike Stowell
 LG - Bubba Miller
 C - Brian Spivey
 RG - Jeff Smith
 RT - Rodney Gordon
 SE - Cory Fleming

2003*Offense*

TE - Victor McClure
 LT - Michael Munoz
 LG - Anthony Herrera
 C - Scott Wells
 RG - Cody Douglas
 RT - Sean Young
 WR - Mark Jones
 WR - Tony Brown
 QB - Casey Clausen
 FB - Troy Fleming
 TB - Cedric Houston
 PK - James Wilhoit
Defense
 LDE - Parys Haralson
 LDT - J.T. Mapu
 RDT - Mondre Dickerson
 RDE - Constantin Ritzmann
 SLB - Kevin Simon
 MLB - Robert Peace
 WLB - Kevin Burnett
 LCB - Jabari Greer
 RCB - Jason Allen
 SS - Gibril Wilson
 FS - Rashad Baker
 P - Dustin Colquitt

2004*Offense*

TE - Victor McClure
 LT - Michael Munoz
 LG - Rob Smith
 C - Jason Respert
 RG - Cody Douglas
 RT - Arron Sears
 WR - Tony Brown
 WR - Chris Hannon
 QB - Erik Ainge+/
 Rick Clausen
 FB - Cory Anderson
 TB - Cedric Houston
 PK - James Wilhoit
Defense
 LDE - Parys Haralson
 LDT - Jesse Mahelona
 RDT - Justin Harrell
 RDE - Karlton Neal
 SLB - Omar Gaither
 MLB - Jason Mitchell
 WLB - Kevin Burnett
 LCB - Roshawn Fellows
 RCB - Jonathan Hefney
 SS - Corey Campbell
 FS - Jason Allen
 P - Dustin Colquitt

2005*Offense*

TE - Chris Brown
 LT - Arron Sears
 LG - Rob Smith
 C - Richie Gandy+/
 David Ligon
 RG - Cody Douglas
 RT - Albert Toaina
 WR - Chris Hannon
 WR - C.J. Fayton
 QB - Rick Clausen
 FB - Cory Anderson
 TB - Gerald Riggs Jr.+/
 Arian Foster
 PK - James Wilhoit
Defense
 LDE - Parys Haralson
 LDT - Justin Harrell
 RDT - Jesse Mahelona

RDE - Jason Hall
 SLB - Omar Gaither
 MLB - Kevin Simon
 WLB - Jason Mitchell
 LCB - Jonathan Wade
 RCB - Jason Allen+/
 Inky Johnson
 SS - Antwan Stewart
 FS - Jonathan Hefney
 P - Britton Colquitt

2006*Offense*

TE - Chris Brown
 TE - Brad Cottam
 LT - Arron Sears
 LG - David Ligon
 C - Josh McNeil
 RG - Anthony Parker
 RT - Eric Young
 WR - Jayson Swain
 WR - Robert Meachem
 QB - Erik Ainge
 TB - LaMarcus Coker
 PK - James Wilhoit
Defense
 LDE - Xavier Mitchell
 LDT - Justin Harrell+/
 Turk McBride
 RDT - Matt McGlothlin
 RDE - Antonio Reynolds
 SLB - Ryan Karl
 MLB - Marvin Mitchell
 WLB - Jerod Mayo
 LCB - Jonathan Wade
 RCB - Inky Johnson+/
 Antwan Stewart
 SS - Demetrice Morley
 FS - Jonathan Hefney
 P - Britton Colquitt

2007*Offense*

TE - Jeff Cottam
 TE - Chris Brown
 LT - Eric Young+/
 Chris Scott
 LG - Anthony Parker
 C - Josh McNeil
 RG - Chris Scott
 RT - Ramon Foster
 WR - Lucas Taylor
 WR - Austin Rogers
 QB - Erik Ainge
 TB - Arian Foster
 PK - Daniel Lincoln
Defense
 LDE - Xavier Mitchell
 LDT - Demonte Bolden
 RDT - Dan Williams
 RDE - Antonio Reynolds
 SLB - Ryan Karl
 MLB - Jerod Mayo
 WLB - Rico McCoy
 LCB - Brent Vinson
 RCB - DeAngelo Willingham
 SS - Eric Berry
 FS - Jonathan Hefney
 P - Britton Colquitt

2008*Offense*

TE - Luke Stocker
 LT - Chris Scott
 LG - Vladimir Richard
 C - Josh McNeil
 RG - Anthony Parker

RT - Ramon Foster
 WR - Lucas Taylor
 WR - Gerald Jones
 QB - Jonathan Crompton
 TB - Arian Foster
 FB - Kevin Cooper
 PK - Daniel Lincoln
Defense
 LE - Wes Brown
 LT - Demonte Bolden
 RT - Dan Williams
 RE - Robert Ayers
 SLB - Nevin McKenzie
 MLB - Ellix Wilson
 WLB - Rico McCoy
 LCB - DeAngelo Willingham
 RCB - Dennis Rogan
 SS - Eric Berry
 RT - Demetrice Morley
 P - Britton Colquitt

2009*Offense*

TE - Luke Stocker
 LT - Chris Scott
 LG - Cory Sullins
 C - Cody Sullins
 RG - Jacques McClendon
 RT - Aaron Douglas
 WR - Gerald Jones
 WR - Denarius Moore
 QB - Jonathan Crompton
 TB - Montario Hardesty
 FB - Kevin Cooper
 PK - Daniel Lincoln+/
 Devin Mathis
Defense
 LE - Ben Martin
 LT - Wes Brown
 RT - Dan Williams
 RE - Chris Walker
 SLB - LaMarcus Thompson
 MLB - Nick Reveiz+/
 Herman Lathers
 WLB - Rico McCoy
 LCB - Dennis Rogan
 RCB - Art Evans
 SS - Eric Berry
 FS - Janzen Jackson
 P - Chad Cunningham

2010*Offense*

TE - Luke Stocker
 LT - Dallas Thomas
 LG - Zach Fulton
 C - James Stone
 RG - Jerod Shaw
 RT - Ja'Wuan James
 WR - Gerald Jones
 WR - Denarius Moore
 QB - Tyler Bray/Matt Simms
 TB - Tauren Poole
 FB - Channing Fugate
 PK - Daniel Lincoln
Defense
 LE - Gerald Williams
 DT - Malik Jackson
 NT - Victor Thomas
 RE - Chris Walker
 SLB - LaMarcus Thompson
 MLB - Nick Reveiz
 WLB - Herman Lathers
 LCB - Marsalis Teague

RCB - Prentiss Waggner
 SS - Brent Brewer
 FS - Janzen Jackson
 P - Chad Cunningham

2011*Offense*

TE - Mychal Rivera
 LT - Dallas Thomas
 LG - Alex Bullard/Marcus Jackson
 C - James Stone/Alex Bullard
 RG - Zach Fulton
 RT - Ja'Wuan James
 WR - Justin Hunter+/
 Zach Rogers
 WR - Da'Rick Rogers
 QB - Tyler Bray
 TB - Tauren Poole
 FB - Ben Bartholomew
 PK - Michael Palardy
Defense
 LE - Jacques Smith
 DT - Malik Jackson
 NT - Daniel Hood
 RE - Marlon Walls/Ben Martin
 SLB - Curt Maggitt
 MLB - Austin Johnson
 WLB - A.J. Johnson
 LCB - Izauea Lanier
 RCB - Marsalis Teague
 SS - Brent Brewer+/
 Brian Randolph
 FS - Prentiss Waggner
 P - Matt Darr

2012*Offense*

TE - Mychal Rivera
 LT - Antonio Richardson
 LG - Dallas Thomas
 C - James Stone
 RG - Zach Fulton
 RT - Ja'Wuan James
 WR - Justin Hunter
 WR - Cordarrelle Patterson
 QB - Tyler Bray
 TB - Rajion Neal/Marlin Lane
 FB - Ben Bartholomew
 PK - Michael Palardy
Defense
 DE - Darrington Sentimore
 NG - Daniel McCullers
 DE - Maurice Couch
 JACK - Jacques Smith/
 Jordan Williams
 SLB - Curt Maggitt
 MLB - A.J. Johnson
 WLB - Herman Lathers
 LCB - Prentiss Waggner/
 Justin Coleman
 RCB - Marsalis Teague/
 Prentiss Waggner
 SS - Brian Randolph+/
 Byron Moore
 FS - Byron Moore/
 LaDarrell McNeil
 P - Matt Darr/Michael Palardy

2013*Offense*

TE - Brendan Downs
 LT - Antonio Richardson
 LG - Alex Bullard

C - James Stone
 RG - Zach Fulton
 RT - Ja'Wuan James
 WR - Marquez North
 WR - Alton 'Pig' Howard
 QB - Justin Worley
 TB - Rajion Neal
 WR - Josh Smith
 PK - Michael Palardy
Defense
 DE - Corey Miller
 DT - Daniel McCullers
 NG - Daniel Hood
 LEO - Jacques Smith
 SLB - Brent Brewer
 MLB - A.J. Johnson
 WLB - Dontavis Sapp
 CB - Justin Coleman
 CB - Cameron Sutton
 SS - Brian Randolph
 FS - LaDarrell McNeil
 NK - JaRon Toney
 P - Michael Palardy

2014*Offense*

TE - Ethan Wolf
 LB - Kyle Kerbyson
 LG - Marcus Jackson
 C - Mack Crowder
 RG - Jason Robertson
 RT - Coleman Thomas/
 Jacob Gilliam
 WR - Marquez North
 WR - Alton 'Pig' Howard
 QB - Justin Worley/
 Joshua Dobbs
 TB - Jalen Hurd
 WR - Von Pearson/Josh Malone
 PK - Aaron Medley
Defense
 DE - Corey Vereen
 DT - Jordan Williams
 NT - Danny O'Brien
 LE - Derek Barnett
 SLB - Curt Maggitt
 MLB - A.J. Johnson
 WLB - Jalen Reeves-Maybin
 CB - Justin Coleman
 CB - Cameron Sutton
 SS - Brian Randolph
 FS - LaDarrell McNeil
 P - Matt Darr

**Players listed were starters for the majority of the games that season.*

+ Indicates original starter injured during season.



VOLS IN NFL DRAFT HISTORY

Position guide: B-back, C-center, E-end, T-tackle; First-round selections in bold-italic

Year	Name	Pos.	Rnd.	Pick	Team
1936	Gene "Roy" Rose	E	4	36	NYG
1937	Phil Dickens	B	6	52	CHI Cards
1939	Walter "Babe" Wood	B	8	86	CHI Bears
	Bowden Wyatt	E	11	91	CHI Cards
1940	George Cafego	B	1	1	CHI Cards
	Jim Rike	C	4	46	DET
	Boyd Clay	T	11	95	CLE
	Sam Bartholomew	B	11	118	WAS
	Len Coffman	B	14	124	BROOK
1941	Marshall "Abe" Shires	T	2	14	CLE
	Bob Foxx	B	3	17	CHI Cards
	Bob Suffridge	G	6	42	PITT
	Ed Cifers	E	6	50	WAS
1942	Johnny Butler	B	7	51	PITT
	Ray Graves	C	9	73	PHI
	Ike Peel	B	15	132	CLE
	Don Edmiston	T	17	160	CHI Bears
1943	Al Hust	E	3	29	CHI Cards
1944	Bob Cifers	B	2	14	DET
	Jim Gaffney	B	15	149	WAS
	Jim Myers	G	15	151	PITT
	Bud Hubbell	E	15	152	CLE
1945	Bob Dobelstein	G	4	28	CHI Cards
	Casey Stephenson	B	7	65	GB
	Dick Huffman	T	9	81	CLE
	Art Brandau	C	10	89	PITT
	Roy Cross	E	10	90	BROOK
	Billy Bevis	B	12	119	NYG
	Jim Chadwell	T	23	240	NYG
	Russ Morrow	C	24	247	DET
1946	Walter Slater	B	3	37	PHI
	Jim Vugrin	G	26	241	CHI Cards
	Bob Long	B	26	268	PHI
1947	Max Partin -NFL	B	9	73	LA Rams
	Denver Crawford	T	15	130	GB
	Billy Gold	B	16	139	WAS
	Bill Hillman	B	27	246	DET
1948	Jim Powell	E	30	285	CHI Cards
1949	Al Russas	E	13	122	DET
	Bob Lund	B	14	141	PHI
1950	Norm Messeroll	T	15	185	NY Yanks
1951	Jack Stroud	T	5	61	NYG
	J.W. Sherrill	B	10	120	CHI Bears
	Jimmy Hill	B	15	178	DET
	Bud Sherrod	E	17	206	NYG
	Bill Pearson	G	26	309	PITT
	John Gruble	E	30	356	PITT
1952	Bert Rechichar	B	1	10	CLE
	Gordon Polofsky	B	5	61	LA Rams
	Herky Payne	B	9	102	PITT
	Andy Kozar	B	12	140	CHI Bears
	Vince Kaseta	E	16	182	NYG
	Hank Lauricella	B	17	202	DET
	Ted Daffer	G	21	248	CHI Bears
	Charlie Stokes	T	26	303	GB
1953	Doug Atkins	T	1	11	CLE
	Frank Holohan	T	10	114	PITT
	Jim Haslam	T	24	283	GB
	Ed Morgan	B	24	284	SF
	John Michels	G	25	297	PHI
	Pat Shires	B	29	339	WAS
	Andy Myers	G	30	358	CLE
1954	Bill Barbish	B	8	95	CLE
	Bob Fisher	T	10	115	PITT
1955	Darris McCord	T	3	36	DET
	Ed Nickla	G	14	167	CHI Bears
	Pat Oleksiak	B	18	216	DET
	Jimmy Wade	B	20	238	PHI
	Lamar Leachman	C	30	360	CLE
1956	Tom Tracy	B	5	50	DET
	Buddy Cruze	E	12	143	CHI Bears
1957	John Gordy	T	2	24	DET
	Frank Kolinsky	T	28	329	PITT
1958	Bill Anderson	B	3	31	WAS
	Bobby Gordon	B	6	63	CHI Cards
	Al Carter	B	22	257	CHI Bears
	Bobby Sandlin	B	24	285	BAL
1959	Carl Smith	B	9	101	DET
	Lebron Shields	T	22	256	DET
1960	Jerry DeLucca	T	(Expansion)		DAL
1961	Mike Lucci	C	5	69	CLE
	Billy Majors	B	12	168	PHI
	Charlie Baker	T	20	279	CLE
	Lebron Shields	T	(Expansion)		MIN
1962	Glenn Glass	HB	17	--	CHI
1964	Dick Evey	T	1	14	CHI
	Bob Zvolerin	T	12	158	WAS
	Ed Beard	T	14	183	SF
1965	Steve DeLong	T	1	6	CHI
	Whit Canale	FB	17	227	PITT
1966	Tom Fisher	LB	3	40	NYG
	Frank Emanuel	LB	4	52	PHI
	Stan Mitchell	FB	8	115	WAS
	Austin Denney	E	11	160	DAL
	Bob Petrella	DB	12	181	MIN
	Hal Wantland	HB	16	235	WAS
1967	Paul Naumoff	LB	3	60	DET
	Ron Widby	K	4	81	NO
	John Mills	End	8	199	SD
	Harold Stancell	DB	9	231	PHI
	Doug Archibald	DB	16	405	NYJ
1968	Bob Johnson	C	1	2	CIN
	Dewey Warren	QB	6	155	CIN
	Walter Chadwick	RB	6	164	GB
	John Boynton	T	7	172	MIA
	Elliot Gammage	TE	8	209	SD
	Joe Graham	G	15	394	PHI
	Charley Fulton	RB	16	413	BOS
1969	Richmond Flowers	FL	2	49	DAL
	Karl Kremser	K	5	128	MIA
	Jim Weatherford	DB	15	366	ATL
	Chick McGeehan	FL	15	375	MIA
	Bill Justus	DB	15	386	DAL
1970	Jack Reynolds	LB	1	22	LA Rams
	Steve Kiner	LB	3	73	DAL
	Herman Weaver	P	9	227	DET
	Pete Athas	DB	10	257	DAL
	Ken DeLong	TE	15	387	DAL
	Frank Yanosky	DT	16	392	PITT
1971	Lester McClain	WR	9	220	CHI
	Bobby Scott	QB	14	340	NO
	Chip Kell	C	17	429	SD
1972	Bobby Majors	DB	3	76	PHI
	George Hunt	K	5	122	CLE

Year	Name	Pos.	Rnd.	Pick	Team
	Jackie Walker	LB	6	148	SF
	Curt Watson	RB	6	150	NO
	Ray Nettles	LB	6	155	MIA
	Gary Theiler	TE	12	308	BAL
	Joe Balthrop	G	16	397	NO
1973	Jamie Rotella	LB	3	62	BAL
	Conrad Graham	DB	8	187	CHI
	Carl Johnson	LB	10	254	DAL
	Richard Earl	T	11	265	BUF
1974	Bill Rudder	RB	3	59	SD
	Haskel Stanback	RB	5	114	CIN
	Eddie Brown	DB	8	199	CLE
	Gary Valbuena	QB	10	260	MIA
	Gene Killian	G-T	16	413	DAL
1975	Neil Clabo	P	10	258	MIN
	Condredge Holloway	QB	12	306	NE
	Ricky Townsend	K	13	314	NYG
	Paul Careathers	RB	15	389	OAK
1976	Ron McCartney	LB	2	53	LA Rams
	Tommy West	LB	16	433	TB
1977	Stanley Morgan	WR	1	25	NE
	Larry Seivers	WR	4	111	SEA
	Mickey Marvin	G	4	112	OAK
	Andy Spiva	LB	5	135	STL
1978	Craig Colquitt	P	3	76	PITT
	Jesse Turnbow	DT	8	205	CLE
	Russ Williams	DB	9	250	DAL
	Brent Watson	T	10	261	CLE
	Pat Ryan	QB	11	281	NYJ
1979	Robert Shaw	C	1	27	DAL
	Jeff Moore	WR	3	58	LA Rams
	Kelsey Finch	RB	12	311	NO
1980	Roland James	DB	1	14	NE
	Craig Puki	LB	3	77	SF
1981	Tim Irwin	T	3	74	MIN
	Danny Spradlin	LB	5	137	DAL
	Alan Duncan	K	7	174	PHI
	Hubert Simpson	RB	10	258	CIN
	Brad White	DT	12	310	TB
1982	Anthony Hancock	WR	1	11	KC
	Brian Ingram	LB	4	111	NE
	Lamont Jeffers	LB	6	153	WAS
	Terry Daniels	DB	10	265	WAS
1983	Willie Gault	WR	1	18	CHI
	Darryal Wilson	WR	2	47	NE
	Mike Cofer	DE	3	67	DET
	Mike Miller	WR	4	104	GB
	Lee Jenkins	DB	11	281	NYG
1984	Clyde Duncan	WR	1	17	STL
	Reggie White	DE	1	4	PHI (Suppl.)
	Mark Studaway	DE	4	85	HOU
	Curt Singer	T	6	167	WAS
	Randall Morris	RB	10	270	SEA
	Lenny Taylor	WR	12	313	GB
	Glenn Streno	C	12	327	DET
1985	Alvin Toles	LB	1	24	NO
	Carl Zander	LB	2	43	CIN
	Johnnie Jones	RB	5	137	SEA
	Fuad Reveiz	K	7	195	MIA
	Reggie McKenzie	LB	10	275	LA Raiders
	Raleigh McKenzie	G	11	290	WAS
	Tony Simmons	DE	12	318	SD
1986	Tim McGee	WR	1	21	CIN
	Jeff Powell	RB	6	166	CHI
	Eric Swanson	WR	7	170	STL
	Tommy Sims	DB	7	190	IND
	David Douglas	G	8	204	CIN
1987	Bruce Wilkerson	T	2	52	LA Raiders
	Joey Clinkscales	WR	9	233	PITT
	Dale Jones	LB	10	262	DAL
	Carlos Reveiz	K	11	302	NE
1988	Terry McDaniel	DB	1	9	LA Raiders
	Anthony Miller	WR	1	15	SD
	John Bruhin	G	4	86	TB
	William Howard	RB	5	113	TB
	Harry Galbreath	G	8	212	MIA
	Joey Howard	T	9	238	SD
1989	Keith DeLong	LB	1	28	SF
	Jeff Francis	QB	6	140	LA Raiders
1990	Reggie Cobb	RB	2	30	TB
	Marion Hobby	DE	3	74	MIN
	Eric Still	G	4	99	HOU
	Tracy Hayworth	LB	7	174	DET
	Kent Elmore	P	7	190	LA Rams
	Thomas Woods	WR	8	205	MIA
1991	Charles McRae	T	1	7	TB
	Antone Davis	T	1	8	PHI
	Alvin Harper	WR	1	12	DAL
	Chuck Webb	RB	3	81	GB
	Harlan Davis	DB	5	128	SEA
	Anthony Morgan	WR	5	134	CHI
	Greg Amsler	RB	8	198	PHX
	Roland Poles	RB	10	254	SD
	Vince Moore	WR	11	279	NE
1992	Dale Carter	DB	1	20	KC
	Chris Mims	DE	1	23	SD
	Carl Pickens	WR	2	31	CIN
	Chuck Smith	DE	2	51	ATL
	Jeremy Lincoln	DB	3	80	CHI
	Tom Myslinski	G-C	4	109	DAL
	Shazzon Bradley	NT	9	240	GB
	Bernard Dafney	T	9	247	HOU
	Daryl Hardy	LB	10	270	ATL
1993	Todd Kelly	DE	1	27	SF
	Dave Thomas	DB	8	203	DAL
1994	Heath Shuler	QB	1	3	WAS
	Charlie Garner	RB	2	42	PHI
	Cory Fleming	WR	3	87	SF
	Shane Bonham	DT	3	93	DET
	Horace Morris	LB	5	152	NYJ
1995	James Stewart	RB	1	19	JAC
	Ronald Davis	DB	2	41	ATL
	Aaron Hayden	RB	4	104	SD
	Ben Talley	LB	4	133	NYG
	Jerry Colquitt	QB	6	191	CAR
	(Forfeited)				
	Billy Williams	WR	7	212	ARI
	Reggie Cobb	RB	(Expansion)		JAC
	Tom Myslinski	G-C	(Expansion)		JAC
	Dave Thomas	DB	(Expansion)		JAC
1996	Jason Layman	T	2	48	HOU
	DeRon Jenkins	DB	2	55	BAL
	Shane Burton	DT	5	150	MIA
	Nilo Silvan	WR	6	180	TB
	Scott Galyon	LB	6	182	NYG
	Steve White	LB	6	194	PHI
	Leslie Ratliffe	T	7	213	DEN
	Jeff Smith	C	7	241	KC
1997	Joey Kent	WR	2	46	HOU
	Jay Graham	RB	3	64	BAL
	Ray Austin	DB	5	145	NYJ

Year	Name	Pos.	Rnd.	Pick	Team	
1998	Peyton Manning	QB	1	1	IND	
	Terry Fair	DB	1	20	DET	
	Marcus Nash	WR	1	30	DEN	
	Leonard Little	DE	3	65	STL	
	Jonathan Brown	DE	3	90	GB	
	Trey Teague	C	7	200	DEN	
1999	Al Wilson	LB	1	31	DEN	
	Peerless Price	WR	2	53	BUF	
	Shawn Bryson	RB	3	86	BUF	
	Steve Johnson	DB	6	170	SEA	
	Jeff Hall	K	6	181	WAS	
2000	Jamal Lewis	RB	1	5	BAL	
	Shaun Ellis	DE	1	12	NYJ	
	Raynoch Thompson	LB	2	41	ARI	
	Chad Clifton	T	2	44	GB	
	Dwayne Goodrich	DB	2	49	DAL	
	Cosey Coleman	G	2	51	TB	
	Deon Grant	DB	2	57	CAR	
	Darwin Walker	DT	3	71	ARI	
	Tee Martin	QB	5	163	PITT	
	2001	Travis Henry	RB	2	58	BUF
		Eric Westmoreland	LB	3	73	JAC
		David Leaverton	P	5	142	JAC
		Cedrick Wilson	WR	6	169	SF
David Martin		TE	6	198	GB	
2002	John Henderson	DT	1	9	JAC	
	Donte' Stallworth	WR	1	13	NO	
	Albert Haynesworth	DT	1	15	TENN	
	Fred Weary	OG	3	66	HOU	
	Will Overstreet	DE	3	80	ATL	
	Travis Stephens	RB	4	119	TB	
	Andre Lott	DB	5	159	WAS	
	Reggie Coleman	OT	6	192	WAS	
	Teddy Gaines	DB	7	256	SF	
	Dominique Stevenson	LB	7	260	BUF	
2003	Eddie Moore	LB	2	49	MIA	
	Kelley Washington	WR	3	65	CIN	
	Jason Witten	TE	3	69	DAL	
	Julian Battle	DB	3	92	KC	
	Aubrayo Franklin	DT	5	146	BAL	
	Keyon Whiteside	LB	5	162	IND	
	Rashad Moore	DE	6	183	SEA	
2004	Demetrin Veal	DE	7	238	ATL	
	Gibril Wilson	DB	5	136	NYG	
	Troy Fleming	RB	6	191	TENN	
	Mark Jones	WR	7	206	TB	
	Scott Wells	C	7	251	GB	
	2005	Kevin Burnett	LB	2	42	DAL
Dustin Colquitt		P	3	99	KC	
Cedric Houston		RB	6	182	NYJ	
2006	Jason Allen	CB	1	16	MIA	
	Parys Haralson	DE	5	140	SF	
	Omar Gaither	LB	5	168	PHI	
	Jesse Mahelona	DT	5	169	TENN	
	Kevin Simon	LB	7	250	WAS	
2007	Justin Harrell	DT	1	16	GB	
	Robert Meachem	WR	1	27	NO	
	Arron Sears	OT	2	35	TB	
	Turk McBride	DE	2	54	KC	
	Jonathan Wade	CB	3	84	STL	
	Marvin Mitchell	LB	7	220	NO	

Year	Name	Pos.	Rnd.	Pick	Team
2008	Jerod Mayo	LB	1	10	NE
	Brad Cottam	TE	3	76	KC
	Erik Ainge	QB	5	162	NYJ
2009	Robert Ayers	DE	1	18	DEN
2010	Eric Berry	DB	1	5	KC
	Dan Williams	DT	1	26	ARI
	Montario Hardesty	RB	2	59	CLE
	Jacques McClendon	OG	4	129	IND
	Chris Scott	OT	5	151	PITT
	Jonathan Crompton	QB	5	168	SD
2011	Luke Stocker	TE	4	104	TB
	Denarius Moore	WR	5	148	OAK
2012	Malik Jackson	DL	5	137	DEN
2013	Cardarrelle Patterson	WR	1	29	MIN
	Justin Hunter	WR	2	34	TEN
	Dallas Thomas	OL	3	77	MIA
	Mychal Rivera	TE	6	184	OAK
2014	Ja'Wuan James	OL	1	19	MIA
	Zach Fulton	OL	6	193	KC
	Daniel McCullers	DL	6	215	PIT



1998 1st overall pick Peyton Manning is one of an SEC-high 333 Tennessee draft picks

VOLS IN THE AAFC DRAFT

Year	Name	Pos.	Rnd.	Pick	Team
1947	Bud Hubbell - AAFC	E	9	65	MIA
	Walter Slater	B	13	102	SF
1949	Al Russas - AAFC	E	10	75	BUF
	Bob Lund	B	11	84	SF

VOLS IN THE AFL DRAFT

Year	Name	Pos.	Rnd.	Pick	Team
1960	Joe Schaffer - AFL	T	--	--	BUF
	Lebron Shields	T	--	--	DEN
1961	Bill Majors - AFL	HB	9	--	BUF
	Mike Lucci	C	20	--	LA
	Charlie Baker	T	22	--	BUF
1962	Glenn Glass - AFL	HB	2	12	BUF
	Mike Stratton	E	13	100	BUF
1964	Dick Evey - AFL	T	2	12	BUF
	Ed Beard	T	20	159	OAK
1965	Steve DeLong - AFL	T	1	8	SD
1966	Frank Emanuel - AFL	LB	2	--	MIA
	Bob Petrella	DB	8	--	MIA
	Tom Fisher	LB	1 (Redshirt)	--	HOU
	Austin Denney	E	2 (Redshirt)	--	NYJ
	John Crumbacher	T	4 (Redshirt)	--	OAK

VOLS IN PRO FOOTBALL

The following is a list of former Tennessee athletes who have played actively at least one season with a professional football club. Names listed are only of players who were on the teams' official roster and does not necessarily include all years in which a player may have been on the practice squad. Information for this listing was compiled by the Media Relations Office with the aid of the official media guides of all teams and the Encyclopedia of Football. Additions and corrections are requested.

2015 NFL DRAFT PICKS/UNDRAFTED FREE AGENT SIGNEES

Justin Coleman, DB (Free Agent), Minnesota Vikings
 Matt Darr, P (Free Agent), Miami Dolphins
 Marlin Lane, RB (Free Agent Tryout), Miami Dolphins
 Jordan Williams, DL (Free Agent), New York Jets

Justin Worley QB (Free Agent Tryout), Cleveland Browns & New Orleans Saints

*Active Players During the 2014 Season

NFL - National Football League
 CFL - Canadian Football League
 EU - NFL Europe
 WL - World League of American Football (1991-93; 96-97)
 AFL - American Football League (1960-69)
 USFL - United States Football League (1983-85)
 WFL - World Football League (1974-75)
 AAC - All-American Conference (1946-49)

Ainge, Erik (2007), Quarterback: (2008 Draft - 5th Round), New York Jets (NFL) 2008-10.

*Allen, Jason (2005), Defensive Back: (2006 Draft - 1st Round), Miami Dolphins (NFL) 2006-10; Houston Texans (NFL) 2010-11, Cincinnati Bengals 2012.

Allen, Mikki (1999), Defensive Back: (2000 Free Agent), San Francisco 49ers (NFL) 2000; Amsterdam Admirals (EU) 2001.

Amsler, Greg (1990), Running Back: (1991 Draft - 8th Round), Phoenix Cardinals (NFL) 1991 (Injured Reserve).

Anderson, Bill (1957), Back: (1958 Draft - 3rd Round), Washington Redskins (NFL) 1958-63; Green Bay Packers (NFL) 1965-66.

Athas, Pete (1969 Freshman), Defensive Back: (1970 Draft - 10th Round), Dallas Cowboys (NFL) 1970; New York Giants (NFL) 1971-75; Cleveland Browns (NFL) 1975; Minnesota Vikings (NFL) 1975; New Orleans Saints (NFL) 1976.

Atkins, Doug (1952), Defensive Tackle: (1953 Draft - 1st Round), Cleveland Browns (NFL) 1953-54; Chicago Bears (NFL) 1955-66; New Orleans Saints (NFL) 1967-69.

***Ayers, Robert (2008), Defensive End: (2009 Draft - 1st Round), Denver Broncos (NFL) 2009-2013; New York Giants (NFL) 2014-Present.**

Austin, Raymond (1996) Defensive Back: (1997 Draft - 5th Round), New York Jets (NFL) 1997; Chicago Bears 1998-2000.

Bailey, Howard (1934), Tackle: Philadelphia Eagles (NFL) 1935.
 Baker, Rashad (2003), Defensive Back (2004 Free Agent), Buffalo Bills (NFL) 2004-05; New England Patriots (NFL) 2006-07; Oakland Raiders (NFL) 2008; Philadelphia Eagles (NFL) 2009.

Barbish, Bill (1953), Back: (1954 Draft - 8th Round - Cleveland), Toronto Argonauts (CFL) 1954.

Bartholomew, Sam (1939), Back: (1940 Draft - 11th Round - Washington), Philadelphia Eagles (NFL) 1941.

Bates, Bill (1982), Defensive Back: (1983 Free Agent), Dallas Cowboys (NFL) 1983-97.

Battle, Julian (2002), Defensive Back: (2003 Draft - 3rd Round), Kansas City (NFL) 2003-05; Washington Redskins (NFL) 2006; Calgary Stampeders (CFL) 2007-08.

Beard, Ed (1961), Linebacker: (1964 Draft - 14th Round), San Francisco 49ers (NFL) 1965-73.

***Berry, Eric (2009), Defensive Back: (2010 Draft - 1st Round), Kansas City Chiefs (NFL) 2010-Present.**

***Bolden, Demonte* (2008), Defensive Tackle: (2009 Free Agent) Hamilton Tiger-Cats (CFL) 2009-10, Calgary Stampeders 2012-Present.**

Bonham, Shane (1993), Defensive Tackle: (1994 Draft - 3rd Round) Detroit Lions (NFL) 1994-97; San Francisco 49ers (NFL) 1998; Indianapolis Colts (NFL) 1999.

Boynton, John (1967), Tackle: (1968 Draft - 7th Round), Miami Dolphins (AFL) 1969.

Brandau, Art (1942), Center: (1945 Draft - 8th Round), Pittsburgh Steelers (NFL) 1945-46.

***Bray, Tyler (2012), Quarterback: (2103 Free Agent), Kansas City Chiefs (NFL) 2013-Present.**

Brown, Chris (2007), Tight End: (2008 Free Agent), Jacksonville Jaguars (NFL) 2007 (Practice Squad); Miami Dolphins (NFL) 2008 (Practice Squad).

Brown, Eddie (1973), Defensive Back: (1974 Draft - 8th Round), Cleveland Browns (NFL) 1974-75; Washington Redskins (NFL) 1975-77; Los Angeles Rams (NFL) 1978-79; Chicago Blitz (USFL) 1983; Arizona Wranglers (USFL) 1984.

Brown, Jonathan (1997), Defensive End: (1998 Draft - 3rd Round) Green Bay Packers (NFL) 1998; Denver Broncos (NFL) 1999; Berlin Thunder (EU) 2000; St. Louis Rams (NFL) 2001-02; Amsterdam Admirals (EU) 2003; Toronto Argonauts (CFL), 2004-09; BC Lions (CFL), 2010.

Brown, Tony (2004), Wide Receiver: (2005 Free Agent), Seattle Seahawks (NFL) 2005.

Bruhlin, John (1987), Offensive Guard: (1988 Draft - 4th Round), Tampa Bay Buccaneers (NFL) 1988-1991.

Bryson, Shawn (1998), Running Back: (1999 Draft - 3rd Round), Buffalo Bills (NFL) 1999-2002; Detroit Lions (NFL) 2003-06.

Burnett, Kevin (2004), Linebacker: (2005 Draft - 2nd Round), Dallas Cowboys (NFL) 2005-08; San Diego Chargers (NFL) 2009-10; Miami Dolphins (NFL) 2011-12; Oakland Raiders (NFL) 2013.

Burton, Shane (1995), Defensive Tackle: (1996 Draft - 5th Round), Miami Dolphins (NFL) 1996-98; Chicago Bears (NFL) 1999; New York Jets 2000-01; Carolina Panthers (NFL) 2002-03.

Butler, Johnny (1941), Back: (1942 Draft - 5th Round - Pittsburgh), Philadelphia Eagles (NFL) 1943, 1945; Pittsburgh Steelers (NFL) 1943-44; Brooklyn Tigers (NFL) 1944; Boston Yanks (NFL) 1944-45; Chicago Cardinals (NFL) 1944.

Cafego, George (1939), Back: (1940 Draft - 1st Round - Chicago Cardinals), Brooklyn Dodgers (NFL) 1940, 1943; Washington Redskins (NFL) 1943; Boston Yanks (NFL) 1944.

Canale, Whit (1964), Defensive End: (1965 Draft - 17th Round - Pittsburgh), Miami Dolphins (AFL) 1966; Boston Patriots (AFL) 1968.

Carter, Dale (1991), Defensive Back: (1992 Draft - 1st Round), Kansas City Chiefs (NFL) 1992-98; Denver Broncos 1999-2000; Minnesota Vikings (NFL) 2001; New Orleans Saints (NFL) 2002-03; Baltimore Ravens (NFL) 2004-05.

Chadwick, Walter (1967), Running Back: (1968 Draft - 6th Round - Green Bay), Winnipeg Blue Bombers (CFL) 1968.

Cifers, Bobby (1942), Quarterback: (1944 Draft - 2nd Round), Detroit Lions (NFL) 1944-46; Pittsburgh Steelers (NFL) 1947-48; Green Bay Packers (NFL) 1949.

Cifers, Ed (1940), End: (1941 Draft - 6th Round), Washington Redskins (NFL) 1941-42, 1946; Chicago Bears (NFL) 1947-48.

Clabo, Neil (1974), Punter: (1975 Draft - 10th Round), Minnesota Vikings (NFL) 1975-77.



- Clausen, Casey (2003), Quarterback: (2004 Free Agent), Amsterdam Admirals (EU) 2005
- Clay, Boyd (1939), Tackle: (1940 Draft - 11th Round), Cleveland Rams (NFL) 1940-42, 1944.
- Clifton, Chad (1999), Offensive Tackle: (2000 Draft - 2nd Round), Green Bay Packers (NFL) 2000-2011.
- Clinkscales, Joey (1986), Wide Receiver: (1987 Draft - 9th Round), Pittsburgh Steelers (NFL) 1987-88; Tampa Bay Buccaneers (NFL) 1988.
- Cobb, Reggie (1989), Running Back: (1990 Draft - 2nd Round), Tampa Bay Buccaneers (NFL) 1990-93, Green Bay Packers (NFL) 1994; Jacksonville Jaguars (NFL) 1995; New York Jets (NFL) 1996-97.
- Cofer, Mike L. (1982), Defensive End: (1983 Draft - 3rd Round), Detroit Lions (NFL) 1983-1992.
- Coker, LaMarcus (2006): Running Back: Calgary Stampeders (CFL) 2011
- Coleman, Cosey (1999), Offensive Guard: (2000 Draft - 2nd Round), Tampa Bay Buccaneers (NFL) 2000-04; Cleveland Browns (NFL) 2005-06.
- Coleman, Reggie (2001), Offensive Tackle: (2002 Draft - 6th Round) Washington Redskins (NFL) 2002.
- *Colquitt, Britton (2008), Punter: (2009 Free Agent) Denver Broncos (NFL) 2009-Present.**
- Colquitt, Craig (1977), Punter: (1978 Draft - 3rd Round), Pittsburgh Steelers (NFL) 1978-1984.
- *Colquitt, Dustin (2004), Punter: (2005 Draft - 3rd Round), Kansas City Chiefs (NFL) 2005-Present.**
- Colquitt, Jimmy (1984), Punter: (1985 Free Agent), Seattle Seahawks (NFL) 1985.
- Cooper, Richard (1987), Defensive Lineman: (1989 Free Agent), New Orleans Saints (NFL) 1989-95; Philadelphia Eagles (NFL) 1996-98.
- Copeland, Jeremaine (1998), Wide Receiver: (2000 Free Agent), Barcelona Dragons (EU) 2000; Montreal Alouettes (CFL) 2001-04; Calgary Stampeders (CFL) 2005-09; Toronto Argonauts (CFL) 2010-11.
- Cottam, Brad (2007), Tight End: (2008 NFL Draft-3rd Round), Kansas City Chiefs (NFL) 2008-09.
- *Cox, Morgan (2009), LS: (2010 Free Agent), Baltimore Ravens (NFL) 2010-Present.**
- Crawford, Denver (1947), Tackle: (1947 Draft - 13th Round - Green Bay), New York Yankees (AAC) 1948.
- *Crompton, Jonathan (2009), Quarterback (2010 Draft - 5th Round San Diego), New England Patriots (NFL) 2010 (Practice Squad); Washington Redskins (NFL) 2011 (Practice Squad); Edmonton Eskimos (CFL) 2013; Montreal Alouettes (CFL) 2014-Present.**
- Crosby, Phillip (1999), Fullback: (2000 Free Agent), Buffalo Bills (NFL) 2000-03.
- Daffer, Ted (1951), End: (1952 Draft - 21st Round), Chicago Bears (NFL) 1954.
- Dafney, Bernard (1991), Offensive Tackle: (1992 Draft - 9th Round), Houston Oilers (NFL) 1992; Minnesota Vikings (NFL) 1993-95; Arizona Cardinals (NFL) 1995; Pittsburgh Steelers (NFL) 1996-97; Carolina Panthers (NFL) 1998.
- Daniels, Terry (1981), Defensive Back: (1981 Draft - 10th Round - Washington), New Jersey Generals (USFL) 1983-85.
- Danychuk, Bill (1964), Guard: Hamilton Tigercats (CFL) 1965-76.
- Davis, Antone (1990), Offensive Tackle: (1991 Draft - 1st Round - Green Bay), Philadelphia Eagles (NFL) 1991-95; Atlanta Falcons (NFL) 1996-97
- Davis, Harlan (1990), Defensive Back: (1991 Draft - 5th Round), Seattle Seahawks (NFL) 1991.
- Davis, Ron (1994) Defensive Back: (1995 Draft - 2nd Round), Atlanta Falcons (NFL) 1995; Green Bay Packers (NFL) 1997-08.
- DeLong, Keith (1988), Linebacker: (1989 Draft - 1st Round), San Francisco 49ers (NFL) 1989-1993.
- DeLong, Steve (1964), Defensive End: (1965 Draft - 1st Round - Chicago (NFL)/San Diego (AFL)), San Diego Chargers (AFL) 1965-69 (NFL) 1970-71; Chicago Bears (NFL) 1972.
- DeLucca, Jerry (1955), Guard: Toronto Argonauts (CFL) 1958; Philadelphia Eagles (NFL) 1959; Boston Patriots (AFL) 1960-61, 63-64; Buffalo Bills (AFL) 1962-63.
- Denney, Austin (1966), End: (1967 Draft - 11th Round - Dallas (NFL)/2nd Round New York Jets (AFL), Chicago Bears (NFL) 1967-69; Buffalo Bills (NFL) 1970-71.
- Dickerson, Mondre (2003), Defensive Line: (2003 Free Agent), Tampa Bay Storm (AFL) 2006; Grand Rapids Rampage (AFL) 2007; Columbus Destroyers (AFL) 2008.
- Dobelstein, Bob (1945), Guard: (1945 Draft - 2nd Round - Chicago Cardinals), New York Giants (NFL) 1946-48; Los Angeles Dons (AAC) 1949.
- Douglas, Cody (2005), Offensive Guard (2006 Free Agent) Houston Texans (NFL) 2006; Cologne Centurions (EU) 2007.
- Douglas, David (1985), Offensive Tackle: (1986 Draft - 8th Round), Cincinnati Bengals (NFL) 1986-88; New England Patriots (NFL) 1989-90.
- Duff, Bill (1998), Defensive Tackle: (1999 Free Agent), Cleveland Browns (NFL) 1999; Berlin Thunder (EU) 2000-01.
- Duncan, Alan (1980), Place Kicker: (1981 Draft - 7th Round), Philadelphia Eagles (NFL); Memphis Showboats (USFL) 1984-85.
- Duncan, Clyde (1983), Wide Receiver: (1984 Draft - 1st Round), St. Louis Cardinals (NFL) 1984-85.
- Ellis, Shaun (1999), Defensive End: (2000 Draft - 1st Round), New York Jets (NFL) 2000-10; New England Patriots (NFL) 2011.
- Emanuel, Frank (1965), Linebacker: (1966 Draft - 4th Round - Philadelphia (NFL)/3rd Round - Miami (AFL), Miami Dolphins (AFL) 1966-69; New Orleans Saints (NFL) 1970.
- Evey, Dick (1963), Tackle: (1964 Draft - 1st Round - Chicago (NFL)/2nd Round Buffalo (AFL)), Chicago Bears (NFL) 1964-69; Los Angeles Rams (NFL) 1970; Detroit Lions (NFL) 1971.
- Fair, Terry (1997) Defensive Back: (1998 Draft - 1st Round) Detroit Lions (NFL) 1998-2001; Carolina Panthers (NFL) 2002; Pittsburgh Steelers (NFL) 2003-04; St. Louis Rams (NFL) 2005.
- Feathers, Beattie (1933), Halfback: Chicago Bears (NFL) 1934-37; Brooklyn Dodgers (NFL) 1938-39; Green Bay Packers (NFL) 1940.
- Fields, Earnest (1991), Linebacker: (1994 Free Agent) Baltimore CFL Club (CFL) 1994.
- Fleming, Cory (1993), Wide Receiver: (1994 Draft - 3rd Round) San Francisco 49ers (NFL); Dallas Cowboys (NFL) 1994-95; Oakland Raiders (NFL) 2000.
- Fleming, Troy (2003), Running Back: (2004 Draft - 6th Round) Tennessee Titans (NFL) 2004-06.
- Flowers, Richmond (1968), Safety: (1969 Draft - 2nd Round), Dallas Cowboys (NFL) 1969-71; New York Giants (NFL) 1971-73; Shreveport Steamers (WFL) 1974-75.
- *Foster, Arian (2008), Running Back: (2009 Free Agent), Houston Texans (NFL) 2009-Present.**
- *Foster, Ramon (2008), Offensive Tackle: (2009 Free Agent), Pittsburgh Steelers (NFL) 2009-Present.**
- Francis, Jeff (1988), Quarterback: (1989 Draft - 6th Round), Los Angeles Raiders (NFL) 1989; Cleveland Browns (NFL) 1990-1991.
- Franklin, Aubrayo (2002), Defensive Tackle: (2003 Draft - 5th Round), Baltimore Ravens (NFL) 2003-06; Frankfurt Galaxy (EU) 2004; San Francisco 49ers (NFL) 2007-10; New Orleans Saints (NFL) 2011; San Diego Chargers (NFL) 2012; Indianapolis Colts (NFL) 2013.
- Frost, Ken (1960), Tackle: Dallas Cowboys (NFL) 1961-62.
- Fulton, Charlie (1967), Back: (1968 Draft - 16th Round - Boston), Edmonton Eskimos (CFL) 1968-69.
- *Fulton, Zach (2013), Offensive Line: (2014 Draft - 6th Round), Kansas City Chiefs (NFL) 2014-Present.**
- Gaffney, Jim (1942), Back: (1944 Draft - 13th Round), Washington Redskins (NFL) 1945-46.
- Gaines, Cory (1997), Defensive Back: (2001 Free Agent), Frankfurt Galaxy (EU) 2001.
- Gaines, Greg (1980), Defensive Back: (1980 Free Agent), Seattle Seahawks (NFL) 1981-1988.
- Gaines, Teddy (2001), Defensive Back: (2002 Draft - 7th Rd San Francisco), Rhein Fire (EU) 2003; Montreal Alouettes (CFL) 2004
- Gaither, Omar (2005), Linebacker: (2006 Draft - 5th Round), Philadelphia Eagles (NFL) 2006-10; Carolina Panthers (NFL) 2011, Oakland Raiders (NFL) 2012, Atlanta Falcons (NFL) 2013.

- Galbreath, Harry (1987), Offensive Guard: (1988 Draft - 8th Round), Miami Dolphins (NFL) 1988-92; Green Bay Packers (NFL) 1993-95; New York Jets (NFL) 1996-97.
- Galyon, Scott (1995), Linebacker: (1996 Draft - 6th Round), New York Giants (NFL) 1996-99; Miami Dolphins (NFL) 2000-2002.
- Garner, Charlie (1993), Running Back: (1994 Draft - 2nd Round) Philadelphia Eagles (NFL) 1994-98; San Francisco 49ers (NFL) 1999-2000; Oakland Raiders (NFL) 2001-03; Tampa Bay Buccaneers (NFL) 2004-2005.
- Gault, Willie (1982), Wide Receiver: (1983 Draft - 1st Round), Chicago Bears (NFL) 1983-87; Los Angeles Raiders (NFL) 1988-93.
- Glass, Glenn (1961), Back: (1962 Draft - 2nd Round - Buffalo (AFL)/17th Round - Chicago (NFL)), Pittsburgh Steelers (NFL) 1962-63; Philadelphia Eagles (NFL) 1964-65; Atlanta Falcons (NFL) 1966; Denver Broncos (AFL) 1966.
- Goodrich, Dwayne (1999), Defensive Back: (2000 Draft - 2nd Round), Dallas Cowboys (NFL) 2001-02.
- Gordon, Bobby (1957), Back: (1958 Draft - 6th Round), Chicago Cardinals (NFL) 1958; Houston Oilers (AFL) 1960.
- Gordy, John (1956), Tackle: (1957 Draft - 2nd Round), Detroit Lions (NFL) 1957, 1959-67.
- Graddy, Sam (1986), Wide Receiver: (1987 Free Agent), Denver Broncos (NFL) 1987-88; Los Angeles Raiders (NFL) 1989-92.
- Graham, Conrad (1972), Defensive Back: (1973 Draft - 8th Round), Chicago Bears (NFL) 1973.
- Graham, Jay (1996), Running Back: (1997 Draft - 3rd Round), Baltimore Ravens (NFL) 1997-99; Seattle Seahawks (NFL) 2001; Montreal Alouettes (CFL) 2003.
- Grant, Deon (1999), Defensive Back: (2000 Draft - 2nd Round), Carolina Panthers (NFL) 2000-03; Jacksonville Jaguars (NFL) 2004-06; Seattle Seahawks (NFL) 2007-09; New York Giants (NFL) 2010-11.
- Graves, Ray (1941), Center: (1942 Draft - 7th Round), Philadelphia Eagles (NFL) 1942-43, 1946; Pittsburgh Steelers (NFL) 1943.
- Greer, Jabari (2003), Defensive Back: (2004 Free Agent), Buffalo Bills (NFL) 2004-08; New Orleans Saints (NFL) 2009-13.
- Guess, Nick (2011), Long Snapper: (2012 Free Agent), Oakland Raiders (NFL) 2012.
- Hall, Jason (2005), Defensive End: (2006 Free Agent), Cologne Centurions (EU) 2007.
- Hall, Jeff (1998), Placekicker: (2000 Free Agent), St. Louis Rams (NFL) 2000.
- Hamilton, Mercedes (1998), Offensive Guard: (1999 Free Agent), Berlin Thunder (EU) 1999.
- Hancock, Anthony (1981), Wide Receiver: (1982 Draft - 1st Round), Kansas City Chiefs (NFL) 1982-86; Buffalo Bills (NFL) 1988 (Injured Reserve).
- Hand, Omari (2002), Defensive End: (2003 Free Agent), San Diego Chargers (NFL) 2003-05; Amsterdam Admirals (EU) 2005.
- Hannon, Chris (2005), Wide Receiver (2006 Free Agent), Kansas City Chiefs (NFL) 2006; Detroit Lions (NFL) 2007-08; Miami Dolphins (NFL) 2008; San Francisco 49ers (NFL) 2008.
- *Haralson, Parys (2005), Defensive End (2006 Draft - 5th Round), San Francisco 49ers (NFL) 2006-12; New Orleans Saints (NFL) 2013-Present.**
- Hardesty, Montario (2009), Running Back (2010 Draft - 2nd Round), Cleveland Browns (NFL) 2010-13.
- Harrell, Justin (2006), Defensive Tackle: (2007 Draft - 1st Round), Green Bay Packers (NFL) 2007-10.
- Hardy, Darryl (1991), Linebacker: (1992 Draft - 10th Round), Atlanta Falcons (NFL) 1992-93 (Practice Squad); Arizona Cardinals (NFL) 1994 (Practice Squad); Dallas Cowboys (NFL) 1995-96; Seattle Seahawks (NFL) 1997-98.
- Harper, Alvin (1990), Wide Receiver: (1991 Draft - 1st Round), Dallas Cowboys (NFL) 1991-94; Tampa Bay Buccaneers (NFL) 1995-96; Washington Redskins (NFL) 1997; New Orleans Saints (NFL) 1997.
- Hayden, Aaron (1994), Running Back: (1995 Draft - 4th Round), San Diego Chargers (NFL) 1995-96; Green Bay Packers (NFL) 1997-98; Philadelphia Eagles (NFL) 1999-2000.
- Haynesworth, Albert (2001), Defensive Tackle: (2002 Draft - 1st Round), Tennessee Titans (NFL) 2002-08; Washington Redskins (NFL) 2009-10; New England Patriots (NFL), 2011; Tampa Bay Buccaneers (NFL) 2011.
- Hayworth, Tracy (1989), Defensive End: (1990 Draft - 7th Round), Detroit Lions (NFL) 1990-95; Atlanta Falcons (NFL) 1996.
- *Hefney, Jonathan (2007), Safety: (2009 Free Agent) Winnipeg Blue Bombers (CFL) 2009; Detroit Lions (NFL) 2010; Winnipeg Blue Bombers (CFL) 2010-13; Calgary Stampeders (CFL) 2013.**
- Henderson, John (2001), Defensive Tackle: (2002 Draft - 1st Round), Jacksonville Jaguars (NFL) 2002-09; Oakland Raiders (NFL) 2010-11.
- Henry, Travis (2000), Tailback: (2001 Draft - 2nd Round) Buffalo Bills (NFL) 2001-04; Tennessee Titans (NFL) 2005-06; Denver Broncos (NFL) 2007.
- Herrera, Anthony (2003), Offensive Line: (2004 Free Agent) Minnesota Vikings (NFL) 2004-11.
- Hickman, Herman (1931), Guard: Brooklyn Dodgers (NFL) 1932-34.
- Hill, Jim (1950), Back: (1951 Draft - 15th Round), Detroit Lions (NFL) 1951-52; Pittsburgh Steelers (NFL) 1955.
- Hillman, Bill (1946), Back: (1947 Draft - 25th Round), Detroit Lions (NFL) 1947.
- Hobby, Marion (1989), Defensive End: (1990 Draft - 3rd Round - Minnesota), New England Patriots (NFL) 1990-1993.
- Holloway, Condredge (1974), Quarterback: (1975 Draft - 12th Round - New England), Ottawa Rough Riders (CFL) 1975-1980; Toronto Argonauts (CFL) 1981-1986; British Columbia Lions (CFL) 1987.
- Houston, Cedric (2004), Running Backs: (2005 Draft - 6th Round), New York Jets (NFL) 2005-06.
- Howard, Joey (1987), Offensive Tackle: (1988 Draft - 9th Round), San Diego Chargers (NFL) 1988-1990.
- Howard, William (1987), Running Back: (1988 Draft - 5th Round), Tampa Bay Buccaneers (NFL) 1988-89.
- Hubbell, Franklin (Bud) (1946), End-Tackle: (1947 Draft - 9th Round - Miami (AAFC)), Los Angeles Rams (NFL) 1947-49.
- Huffman, Dick (1946), Tackle: (1945 Draft - 7th Round - Cleveland), Los Angeles Rams (NFL) 1947-50; Winnipeg Blue Bombers (CFL) 1951-55; Calgary Stampeders (CFL) 1956-57.
- Hunt, George (1971), Kicker: (1972 Draft - 5th Round), Cleveland Browns (NFL) 1972 Taxi Squad; Baltimore Colts (NFL) 1973; New York Giants (NFL) 1975.
- *Hunter, Justin (2012), Wide Receiver (2013 Draft - 2nd Round), Tennessee Titans (NFL) 2013-Present.**
- Hust, Al (1942) End: (1943 Draft - 3rd Round), Chicago Cardinals (NFL) 1946.
- Hutton, Tom (1994), Punter: (1995 Free Agent) Philadelphia Eagles (NFL) 1995-98; Miami Dolphins (NFL) 1999.
- Ingram, Brian (1981), Defensive End: (1982 Draft - 4th Round), New England Patriots (NFL) 1982-86; San Diego Chargers 1987.
- Irwin, Tim (1980), Offensive Tackle: (1981 Draft - 3rd Round), Minnesota Vikings (NFL) 1981-1993; Tampa Bay Buccaneers (NFL) 1994; Miami Dolphins (NFL) 1994.
- Jackson, Bernard (2001) Defensive End: (2002 Free Agent), Washington Redskins (NFL) 2002.
- *Jackson, Malik (2011), Defensive Line: (2012 Draft - 5th Round), Denver Broncos (NFL) 2012-Present.**
- *James Ja'Wuan (2013), Offensive Line: (2014 Draft - 1st Round), Miami Dolphins (NFL) 2014-Present.**
- James, Roland (1979), Defensive Back: (1980 Draft - 1st Round), New England Patriots (NFL) 1980-90.
- Jeffers, Lemont Holt (1981), Linebacker: (1981 Draft - 6th Round - Washington), Memphis Showboats (USFL) 1984-85; New Jersey Generals (USFL) 1985; Montreal Alouettes (CFL) 1985-86; Calgary Stampeders (CFL) 1987-1990.
- Jenkins, DeRon (1995), Defensive Back: (1996 Draft - 2nd Round), Baltimore Ravens (NFL) 1996-99; San Diego Chargers (NFL) 2000; Tennessee Titans (NFL) 2001; Carolina Panthers (NFL) 2002.
- *Johnson, Austin (2011), Fullback (2011 Free Agent), New Orleans Saints (NFL) 2013 (Practice Squad), 2014-Present.**

Johnson, Bob (1967), Center: (1968 Draft - 1st Round), Cincinnati Bengals (AFL) 1968-69 (NFL) 1970-78.

Johnson, Carl (1972), Defensive End: (1973 Draft - 10th Round), Dallas Cowboys (NFL) 1973 (Taxi Squad).

Johnson, Steve (1998), Defensive Back: (1999 Draft - 6th Round - Seattle), Green Bay Packers (NFL) 1999-2000; Amsterdam Admirals (EU) 2000.

Johnson, Tom (1972), Center: Jacksonville Sharks (WFL) 1974; San Antonio Wings (WFL) 1975.

Jones, Dale (1986), Linebacker: (1987 Draft - 10th Round), Dallas Cowboys (NFL) 1987.

Jones, Johnnie (1984), Running Back: (1985 Draft - 5th Round - Seattle), Hamilton Tiger-Cats (CFL) 1987-88.

Jones, Mark (2003), Wide Receiver: (2004 Draft - 7th Round), New York Giants (NFL) 2004; Tampa Bay Buccaneers (NFL) 2005-07, Carolina Panthers (NFL) 2008; Tennessee Titans (NFL) 2009.

Kell, Chip (1970), Guard: (1971 Draft - 17th Round - San Diego), Edmonton Eskimos (CFL) 1971-72.

Kelly, Andy (1991), Quarterback: (1992 Free Agent - Green Bay Packers); Rhein Fire (WLAFL) 1995-96.

Kelly, Todd (1992), Defensive End (1993 Draft - 1st Round), San Francisco 49ers (NFL) 1993-95; Cincinnati Bengals (NFL) 1995-96; Atlanta Falcons (NFL) 1996.

Kent, Joey (1996), Wide Receiver: (1997 Draft - 2nd Round), Tennessee Oilers (NFL) 1997-98; Tennessee Titans (NFL) 1999-2000; Minnesota Vikings (NFL) 2000-01.

Killian, Gene (1973), Guard: (1974 Draft - 16th Round), Dallas Cowboys (NFL) 1974.

Kiner, Steve (1969), Linebacker: (1970 Draft - 3rd Round), Dallas Cowboys (NFL) 1970; New England Patriots (NFL) 1971, 1973; Washington Redskins (NFL) 1972-73 (Taxi Squad); Houston Oilers (NFL) 1973-78.

Knight, Steve (1982), Offensive Guard: (1983 - Free Agent) Indianapolis Colts (NFL) 1987-88.

Kremser, Karl (1968), Kicker: (1969 Draft - 5th Round), Miami Dolphins (AFL) 1969 (NFL) 1970; Green Bay Packers (NFL) 1971-72 (Taxi Squad); Baltimore Colts (NFL) 1973 (Taxi Squad).

Lane, Eric (1996), Running Back: (1997 Free Agent), New York Giants (NFL) 1997-98; Atlanta Falcons (NFL) 1999.

Lauricella, Hank (1951), Back: (1952 Draft - 17th Round - Detroit), Dallas Texans (NFL) 1952.

Layman, Jason (1995), Offensive Guard: (1996 Draft - 2nd Round), Houston Oilers (NFL) 1996; Tennessee Oilers (NFL) 1997-98; Tennessee Titans 1999-2002.

Leachman, Lamar (1955), Center: (1955 Draft - 30th Round - Cleveland), Calgary Stampeders (CFL) 1956.

Leak, C.J. (2005) Tight End (2006 Free Agent) Buffalo Bills, (2006 Practice Squad).

Letner, Cotton (1960), Linebacker: Buffalo Bills (AFL) 1961.

Lewis, Jamal (1999), Running Back: (2000 Draft - 1st Round), Baltimore Ravens (NFL) 2000-06; Cleveland Browns (NFL) 2007-09.

Lincoln, Jeremy (1991), Defensive Back: (1992 Draft - 3rd Round), Chicago Bears (NFL) 1992-95; St. Louis Rams (NFL) 1996; Seattle Seahawks (NFL) 1997; New York Giants (NFL) 1998-99; Detroit Lions (NFL) 2000.

Lipscomb, Paul (1942), Tackle: Green Bay Packers (NFL) 1945-49; Washington Redskins (NFL) 1950-54; Chicago Bears (NFL) 1954.

Little, Leonard (1997), Defensive End: (1998 Draft - 3rd Round), St. Louis Rams (NFL) 1998-2009.

Lloyd, DeAngelo (2000), Defensive End: (2000 Free Agent), Frankfurt Galaxy (EU) 2001; Berlin Thunder (EU) 2005.

Long, R.A. (1946), Back: Boston Yanks (NFL) 1947.

Lott, Andre (2001), Defensive Back: (2002 Draft - 5th Round), Washington Redskins (NFL) 2002-05; Pittsburgh Steelers (NFL) 2006.

Lucci, Mike (1961), Linebacker: (1961 Draft - 5th Round - Cleveland (NFL)/20th Round - Los Angeles Chargers (AFL)), Cleveland Browns (NFL) 1962-64; Detroit Lions (NFL) 1965-73.

Mahelona, Jesse (2005), Defensive Tackle: (2006 Draft - 5th Round), Tennessee Titans (NFL) 2006.

Majors, Bill (1960), Back: (1961 Draft - 12th Round - Philadelphia (NFL)/9th Round - Buffalo (AFL)), Buffalo Bills (AFL) 1961.

Majors, Bob (1971), Defensive Back: (1972 Draft - 3rd Round - Philadelphia), Cleveland Browns (NFL) 1972-73; Memphis Southmen (WFL) 1974.

***Manning, Peyton (1997) Quarterback: (1998 Draft - 1st Round), Indianapolis Colts (NFL) 1998-11; Denver Broncos (NFL) 2012-Present.**

Maples, Talmadge (1933), Center: Cincinnati Reds (NFL) 1934.

Marsh, Stephen (2002) Defensive Back: (2004 Free Agent) Edmonton Eskimos (CFL) 2004-07.

Martin, David (2001), Tight End: (2001 Draft - 6th Round), Green Bay Packers (NFL) 2001-06; Miami Dolphins (NFL) 2007-09; Buffalo Bills (NFL) 2010-11.

Martin, Tee (1999) Quarterback: (2000 Draft - 5th Round), Pittsburgh Steelers (NFL) 2000-2002; Rhein Fire (EU) 2002; Oakland Raiders (NFL) 2003-04; Winnipeg Blue-bombers (CFL) 2005.

Marvin, Mickey (1976), Offensive Guard: (1977 Draft - 4th Round), Oakland Raiders (NFL) 1977-81; Los Angeles Raiders (NFL) 1982-87.

Maxwell, Jim (1971), Quarterback: (1972 Free Agent), Philadelphia Eagles (NFL) 1972-73 (Taxi Squad).

***Mayo, Jerod (2007), Linebacker: (2008 NFL Draft - 1st Round), New England Patriots (NFL) 2008-Present.**

McBride, Turk (2006), Defensive Tackle; (2007 Draft - 2nd Round), Kansas City Chiefs (NFL) 2007-09; Detroit Lions (NFL) 2010; New Orleans Saints (NFL) 2011-12.

McCartney, Ron (1975), Defensive End: (1976 Draft - 2nd Round), Los Angeles Rams (NFL) 1976 (Taxi Squad); Atlanta Falcons (NFL) 1977-79.

***McClendon, Jacques (2009), Offensive Guard: (2010 Draft - 4th Round), Indianapolis Colts (NFL) 2010-11; Detroit Lions (NFL) 2011; Pittsburgh Steelers (NFL) 2012 (Practice Squad); Atlanta Falcons (NFL) 2012 (Practice Squad); Jacksonville Jaguars (NFL) 2013-14; Miami Dolphins (NFL) 2015.**

McCleskey, J.J. (1992), Wide Receiver: (1993 Free Agent); New Orleans Saints (NFL) 1993-1996; Arizona Cardinals (NFL) 1997-2000.

McCord, Darris (1954), Tackle: (1955 Draft - 3rd Round), Detroit Lions (NFL) 1955-67.

McCoy, Rico (2008) Linebacker: Winnipeg Blue Bombers (CFL) 2010; Edmonton Eskimos (CFL) 2011.

***McCullers, Daniel (2013), Defensive Line: (2014 Draft - 6th Round), Pittsburgh Steelers (NFL) 2014-Present.**

McCullough, Andy (1997) Wide Receiver: (1998 Draft - 7th Round) New Orleans Saints (NFL) 1998; Frankfurt Galaxy (EU) 1999; Arizona Cardinals (NFL) 1999-2000; Frankfurt Galaxy (EU) 2001; Oakland Raiders (NFL) 2001-02.

McDaniel, Terry (1987), Defensive Back: (1988 Draft - 1st Round), Los Angeles Raiders (NFL) 1988-96; Oakland Raiders (NFL) 1996.

***McDaniel, Tony (2005), Defensive Tackle: (2006 Free Agent), Jacksonville Jaguars (NFL) 2006-08; Miami Dolphins (NFL) 2009-2012, Seattle Seahawks (NFL) 2013-Present.**

McGee, Tim (1985), Wide Receiver: (1986 Draft - 1st Round), Cincinnati Bengals (NFL) 1986-1992; Washington Redskins (NFL) 1993, Cincinnati Bengals (NFL) 1994-96.

McKenzie, Raleigh (1984), Center: (1985 Draft - 11th Round), Washington Redskins (NFL) 1986-94; Philadelphia Eagles (NFL) 1995-96; San Diego Chargers (NFL) 1997-98; Green Bay Packers 1999-2000.

McKenzie, Reggie (1984), Linebacker: (1985 Draft - 10th Round), Los Angeles Raiders (NFL) 1985-88; Phoenix Cardinals (NFL) 1989-90; Montreal (Canada) Machine (WLAFL) 1992.

McRae, Charles (1990), Offensive Tackle: (1990 Draft - 1st Round), Tampa Bay Buccaneers (NFL) 1991-1995; Oakland Raiders (NFL) 1996.

***Meachem, Robert (2006), Wide Receiver: (2007 Draft - 1st Round), New Orleans Saints (NFL), 2007-11, 2013-14; San Diego Chargers (NFL) 2012.**

Michels, John (1952), Guard: (1953 Draft - 25th Round), Philadelphia Eagles (NFL) 1953, 1956; Winnipeg Blue Bombers (CFL) 1957.

Miles, Willie (2002), Defensive Back: (2005 Free Agent), British Columbia Lions (CFL) 2005.



THE 45 NFL FIRST-ROUND DRAFT CHOICES

Draft	Name	Pick	Team
1940	George Cafego, TB	1	Chicago Cardinals
1952	Bert Rechichar, DB	10	Cleveland Browns
1953	Doug Atkins, DT	11	Cleveland Browns
1964	Dick Evey, DT	14	Chicago Bears
1965	Steve DeLong, G	6	San Diego Chargers
1968	Bob Johnson, C	2	Cincinnati Bengals
1970	Jack Reynolds, LB	22	Los Angeles Rams
1977	Stanley Morgan, WR	25	New England Patriots
1979	Robert Shaw, C	27	Dallas Cowboys
1980	Roland James, DB	14	New England Patriots
1982	Anthony Hancock, WR	11	Kansas City Chiefs
1983	Willie Gault, WR	18	Chicago Bears
1984	Reggie White, DT	4	Philadelphia Eagles
	Clyde Duncan, WR	17	St. Louis Cardinals
1985	Alvin Toles, LB	24	New Orleans Saints
1986	Tim McGee, WR	21	Cincinnati Bengals
1988	Terry McDaniel, DB	9	Los Angeles Raiders
	Anthony Miller, WR	15	San Diego Chargers
1989	Keith DeLong, LB	28	San Francisco 49ers
1991	Charles McRae, OT	7	Tampa Bay Buccaneers
	Antone Davis, OT	8	Philadelphia Eagles
	Alvin Harper, WR	12	Dallas Cowboys

1992	Dale Carter, DB	20	Kansas City Chiefs
	Chris Mims, DE	23	San Diego Chargers
1993	Todd Kelly, DE	27	San Francisco 49ers
1994	Heath Shuler, QB	3	Washington Redskins
1995	James Stewart, TB	19	Jacksonville Jaguars
1998	Peyton Manning, QB	1	Indianapolis Colts
	Terry Fair, DB	20	Detroit Lions
	Marcus Nash, WR	30	Denver Broncos
1999	Al Wilson, LB	31	Denver Broncos
2000	Jamal Lewis, TB	5	Baltimore Ravens
	Shaun Ellis, DE	12	New York Jets
2002	John Henderson, DT	9	Jacksonville Jaguars
	Donte' Stallworth, WR	13	New Orleans Saints
	Albert Haynesworth, DT	15	Tennessee Titans
2006	Jason Allen, DB	16	Miami Dolphins
2007	Justin Harrell, DT	16	Green Bay Packers
	Robert Meachem, WR	27	New Orleans Saints
2008	Jerod Mayo, LB	10	New England Patriots
2009	Robert Ayers, DE	18	Denver Broncos
2010	Eric Berry, DB	5	Kansas City Chiefs
	Dan Williams, DT	26	Arizona Cardinals
2013	Cordarrelle Patterson, WR	29	Minnesota Vikings
2014	Ja'Wuan James, OT	19	Miami Dolphins

Bold Indicates No. 1 Overall Pick

Miller, Anthony (1987), Wide Receiver: (1988 Draft - 1st Round), San Diego Chargers (NFL) 1988-93; Denver Broncos (NFL) 1994-1996; Dallas Cowboys (NFL) 1997.

Miller, Bubba (1995), Offensive Guard: (1996 Free Agent), Philadelphia Eagles (NFL) 1996-2001; New Orleans Saints (NFL) 2002.

Miller, Darrin (1987), Outside Linebacker: (1988 Free Agent), Seattle Seahawks (NFL) 1988-1989.

Miller, Mike (1982), Wide Receiver: (1983 Draft - 4th Round - Green Bay), New York Giants (NFL) 1983; Edmonton Eskimos (CFL) 1984.

Mims, Chris (1991), Defensive End: (1992 Draft - 1st Round), San Diego Chargers (NFL) 1992-96; Washington Redskins (NFL) 1997; San Diego Chargers (NFL) 1998-99; Chicago Bears (NFL) 2000.

Mitchell, Marvin (2006), Linebacker: (2007 Draft - 7th Round), New Orleans Saints (NFL) 2007-10; Miami Dolphins (NFL) 2011; Minnesota Vikings (NFL) 2012-Present.

Mitchell, Stan (1965), Back: (1966 Draft - 8th Round - Washington), Miami Dolphins (AFL) 1966-69 (NFL) 1970.

Mitchell, Xavier (2007), Defensive End: (2009 Free Agent), British Columbia Lions (CFL) 2009.

***Moore, Denarius (2010), Wide Receiver: (2011 Draft - 5th Round) Oakland Raiders (NFL) 2011-14; Cincinnati Bengals (NFL) 2015.**

Moore, Eddie (2002), Linebacker: (2003 Draft - 2nd Round), Miami Dolphins (NFL) 2003-06.

Moore, Jeff (1978), Wide Receiver: (1979 Draft - 3rd Round), Los Angeles Rams (NFL) 1979-81.

Moore, Mark (1990), Defensive Tackle: (1991 Free Agent), Team Dallas (WL) 1992.

Moore, Rashad (2002), Defensive Tackle: (2003 Draft - 6th Round), Seattle Seahawks (NFL) 2003-05; New York Jets (NFL) 2006; New England Patriots (NFL) 2007.

Morgan, Anthony (1990), Wide Receiver: (1991 Draft - 5th Round), Chicago Bears (NFL) 1991-1993; Green Bay Packers (NFL) 1994-97.

Morgan, Stanley (1976), Wide Receiver: (1977 Draft - 1st Round), New England Patriots (NFL) 1977-89; Indianapolis Colts (NFL) 1990.

Morley, Demetric (2008), Defensive Back: Calgary Stampeders (CFL) 2011-13; Toronto Argonauts (CFL) 2013.

Morris, Randall (1983), Running Back: (1984 Draft - 10th Round), Seattle Seahawks (NFL) 1984-1988.

Myslinski, Tom (1991), Offensive Guard: (1992 Draft - 4th Round - Dallas), Washington Redskins (NFL) 1992; Buffalo Bills (NFL) 1993; Chicago Bears (NFL) 1993-94; Jacksonville Jaguars (NFL) 1995-96; Pittsburgh Steelers (NFL) 1997; Indianapolis Colts (NFL) 1998; Dallas Cowboys (NFL) 1999; Pittsburgh Steelers (NFL) 2000-02.

Naumoff, Paul (1966), Linebacker: (1967 Draft - 3rd Round), Detroit Lions (NFL) 1967-78.

Nash, Marcus (1997) Wide Receiver: (1998 Draft - 1st Round) Denver Broncos (NFL) 1998-99; Baltimore Ravens (NFL) 2000; Winnipeg Blue Bombers (CFL) 2002.

***Neal, Rajion (2013), Running Back: (Free Agent) Green Bay Packers (NFL) 2014 (Practice Squad).**

Nettles, Ray (1971), Linebacker: (1972 Draft - 6th Round - Miami), British Columbia Lions (CFL) 1972-76; Toronto Argonauts (CFL) 1977; Hamilton Tiger-Cats (CFL) 1978.

Nickla, Ed (1952), End: Toronto Argonauts (CFL) 1954; Chicago Bears (NFL) 1959.

Noel, Tori (1997) Defensive Back: (1998 Free Agent) Barcelona Dragons (EU) 1998; Denver Broncos (NFL) 1999.

North, Lee (1981), Center: (1981 Free Agent), Tampa Bay Bandits (USFL) 1984-85.

Oleksiak, Pat (1954), Tailback: (1955 Draft - 18th Round - Detroit), Winnipeg Blue Bombers (CFL) 1955.

Overstreet, Will (2001), Defensive End: (2002 Draft - 3rd Round), Atlanta Falcons (NFL) 2002-03.

Parker, Eric (2001) Wide Receiver: (2002 Free Agent), San Diego Chargers (NFL) 2002-07.

Parker, Jason (1996), Defensive Back: (1997 Free Agent), Rhein Fire (EU) 1997-1999.

***Patterson, Cordarrelle (2012), Wide Receiver: (2013 Draft - 1st Round) Minnesota Vikings (NFL) 2013-Present.**

Peoples, Carlton (1982), Defensive Back: (1983 Free Agent), Memphis Showboats (USFL) 1984; Chicago Blitz (USFL) 1984.

Petrella, Bob (1965), Defensive Back: (1966 Draft - 12th Round - Minnesota (NFL)/8th Round - Miami (AFL)), Miami Dolphins (AFL) 1966-69 (NFL) 1970-71.

Pickens, Carl (1991), Wide Receiver: (1992 Draft - 2nd Round), Cincinnati Bengals (NFL) 1992-99; Tennessee Titans (NFL) 2000.

Polofsky, Gordon (1951), Fullback: (1952 Draft - 5th Round - Los Angeles Rams), Chicago Cardinals (NFL) 1952-54.

Poole, Steve (1975), Linebacker: New York Jets (NFL) 1976.

***Poole, Tauren (2011), Running Back: (Free Agent) Carolina Panthers (NFL) 2012, 2013 (Practice Squad), 2014; Pittsburgh Steelers (NFL) 2013 (Practice Squad); Indianapolis Colts (NFL) 2013 (Practice Squad); New Orleans Saints (NFL) 2014 Practice Squad; Baltimore Ravens (NFL) 2015.**

Price, Peerless (1998), Wide Receiver: (1999 Draft - 2nd Round), Buffalo Bills (NFL) 1999-2002; Atlanta Falcons (NFL) 2003-04; Dallas Cowboys (NFL) 2005; Buffalo Bills (NFL) 2006-07.

Puki, Craig (1979), Linebacker: (1980 Draft - 3rd Round), San Francisco 49ers (NFL) 1980-81; St. Louis Cardinals (NFL) 1982, 1983 (Injured Reserve).



Ratliffe, Leslie (1995), Offensive Tackle: (1996 Draft - 7th Round - Denver Broncos), Scottish Claymores (WL) 1997; Rhein Fire (EU) 1997-98; Calgary Stampede (CFL) 2000.

Rayburn, Virgil (1932), End: Brooklyn Dodgers (NFL) 1933.

Rechichar, Bert (1951), Back: (1952 Draft - 1st Round), Cleveland Browns (NFL) 1952; Baltimore Colts (NFL) 1953-59; Pittsburgh Steelers (NFL) 1960; New York Jets (AFL) 1961.

Reese, Lloyd (1941), Fullback: Chicago Bears (NFL) 1946; Detroit Lions (NFL) 1947.

Revez, Fuad (1984), Placekicker: (1985 Draft - 7th Round), Miami Dolphins (NFL) 1985-89; Minnesota Vikings (NFL) 1990-95.

Reynolds, Art (1973), Linebacker: Charlotte Hornets (WFL) 1974.

Reynolds, Jack (1969), Linebacker: (1970 Draft - 1st Round), Los Angeles Rams (NFL) 1970-80; San Francisco 49ers (NFL) 1981-1984.

***Richardson, Antonio (2013), Offensive Line: (2014 Free Agent), Minnesota Vikings (NFL) 2014.**

Riggs, Jr., Gerald (2005), Running Back: (2006 Free Agent), Rhein Fire (EU) 2007; Toronto Argonauts (CFL) 2012.

***Rivera, Mychal (2012), Tight End: (2013 Draft - 5th Round) Oakland Raiders (NFL) 2013-Present.**

Ritzmann, Constantin (2003), Defensive End: (2004 Free Agent), Buffalo Bills (NFL) 2004; Atlanta Falcons (NFL) 2005; Berlin Thunder (EU) 2007.

Robinson, Larry (1973), Basketball; (1973 Free Agent), Back: Dallas Cowboys (NFL) 1973.

Rose, Roy (1935), End: (1936 Draft - 4th Round), New York Giants (NFL) 1936.

Rotella, Jamie (1972), Linebacker: (1973 Draft - 3rd Round - Baltimore), Hamilton Tiger-Cats (CFL) 1973-74.

Rudder, Bill (1973), Fullback: (1974 Draft - 3rd Round - San Diego), Chicago Fire (WFL) 1973; Birmingham Vulcans (WFL) 1975.

Russas, Al (1948), End: (1949 Draft - 10th Round - Buffalo (AFL)/13th Round - Detroit (NFL), Detroit Lions (NFL) 1949.

Ryan, Pat (1977), Quarterback: (1978 Draft - 11th Round), New York Jets (NFL) 1978-89; Philadelphia Eagles (NFL) 1991.

Sanderson, Dale (1983), Center: (1985 CFL Draft - 4th Round) Hamilton Tiger-Cats (CFL) 1985-97.

Schaffer, Joe (1959), Tackle: (1960 Draft), Buffalo Bills (AFL) 1960.

Scott, Bobby (1970), Quarterback: (1971 Draft - 14th Round), New Orleans Saints (NFL) 1971-72 (Taxi Squad) 1973-82; New Jersey Generals (USFL) 1983; Chicago Blitz (USFL) 1983.

***Scott, Chris (2009), Offensive Tackle: (2010 Draft - 5th Round), Pittsburgh Steelers (NFL) 2010-2011; Green Bay Packers (NFL) 2012; Tampa Bay Buccaneers (NFL) 2012; Buffalo Bills (NFL) 2012; Carolina Panthers (NFL) 2013-Present.**

Sears, Arron (2006), Offensive Tackle: (2007 Draft - 2nd Round), Tampa Bay Buccaneers (NFL) 2007-09.

Sekanovich, Dan (1953), End: Montreal Alouettes (CFL) 1955; Ottawa Rough Riders (CFL) 1956.

Shaw, Jarrod (2010), Offensive Line: (2011 Free Agent), Cleveland Browns (NFL) 2011-13; Oakland Raiders (NFL) 2014.

Shaw, Robert (1978), Center: (1979 Draft - 1st Round), Dallas Cowboys (NFL) 1979-82.

Sherrod, Bud (1950), End: (1951 Draft - 17th Round), New York Giants (NFL) 1952.

Shields, Lebron (1959), Tackle: (1959 Draft - 22nd Round - Detroit (NFL)/1960 Expansion Draft - Denver (AFL)/1961 Expansion Draft - Minnesota (NFL), Baltimore Colts (NFL) 1960; Minnesota Vikings (NFL) 1961; Toronto Argonauts (CFL) 1962.

Shires, Marshall (Abe) (1940), Tackle: (1941 Draft - 2nd Round - Cleveland Browns); Philadelphia Eagles (NFL) 1945.

Shuler, Heath (1993), Quarterback: (1994 Draft - 1st Round), Washington Redskins (NFL) 1994-96; New Orleans Saints (NFL) 1997-98.

Silvan, Nilo (1995), Wide Receiver: (1996 Draft - 6th Round), Tampa Bay Buccaneers (NFL) 1996-97.

Simmons, Tony (1984), Defensive Tackle: (1985 Draft - 12th Round), San Diego Chargers (NFL) 1985-87; British Columbia Lions (CFL) 1990; Saskatchewan Roughriders (CFL) 1991.

***Simms, Matt (2011), Quarterback: (2012 Free Agent), New York Jets (NFL) 2013-14; Buffalo Bills (NFL) 2015.**

Simonetti, Len (1941), Tackle: Cleveland Browns (AAC) 1946-48.

Simons, Kevin (1988), Offensive Lineman: (1989 Free Agent), Cincinnati Bengals (NFL) 1989; New York/New Jersey Knights (WL) 1991.

Simonton, Claud (1971), End: Jacksonville Sharks (WFL) 1974; Chicago Winds (WFL) 1975; Philadelphia Bell (WFL) 1975.

Simpson, Hubert (1978), Running Back: (1979 Draft - 10th Round - Cincinnati), Toronto Argonauts (CFL) 1981.

Sims, Tommy (1985), Defensive Back: (1986 Draft - 7th Round), Indianapolis Colts (NFL) 1986.

Singer, Curt (1983), Offensive Lineman: (1984 Draft - 6th Round), Washington Redskins (NFL) 1984; Seattle Seahawks (NFL) 1986-88; New York Jets (NFL) 1989.

Slater, Walter (1946), Back: (1946 Draft - 3rd Round - Philadelphia/1947 Draft 13th Round - San Francisco (AAFC)), Pittsburgh Steelers (NFL) 1947.

Smith, Carl (1958), Fullback: (1959 Draft - 9th Round - Detroit), Buffalo Bills (AFL) 1960.

Smith, Chuck (1991), Defensive End: (1992 Draft - 2nd Round), Atlanta Falcons (NFL) 1992-99; Carolina Panthers (NFL) 2000-2001.

Smith, Daryle (1986), Offensive Lineman: (1987 Free Agent), Dallas Cowboys (NFL) 1987-88; Cleveland Browns (NFL) 1989; Philadelphia Eagles (NFL) 1990-92; Toronto Argonauts (CFL) 1993; Sacramento (CFL) 1994; San Antonio Texans (CFL) 1995; Winnipeg Blue Bombers (CFL) 1996.

***Smith, Jacques (2013), Linebacker: (2014 Free Agent), Atlanta Falcons (NFL) 2014 (Practice Squad).**

Smith, Jeff (1995), Offensive Guard: (1996 Draft - 7th Round - Kansas City), Scottish Claymores (WL) 1997; Kansas City Chiefs (NFL) 1997-2000; Jacksonville Jaguars (NFL) 2001; Tennessee Titans (NFL) 2002.

Smith, Rob (2005), Offensive Guard: (2006 Free Agent), Cleveland Browns (NFL) 2006-2007.

Smith, Roy (2050), Tackle: Ottawa Roughriders (CFL) 1953-54.

Spiva, Andy (1976), Linebacker: (1977 Draft - 5th Round - St. Louis), Atlanta Falcons (NFL) 1977-78.

Spradlin, Danny (1980), Linebacker: (1981 Draft - 5th Round), Dallas Cowboys (NFL) 1981-82; Tampa Bay Buccaneers (NFL) 1983-84; St. Louis Cardinals (NFL) 1985.

Stallworth, Donte' (2001), Wide Receiver: (2002 Draft - 1st Round), New Orleans Saints (NFL) 2002-05; Philadelphia Eagles (NFL) 2006; New England Patriots (NFL) 2007, 2012; Cleveland Browns (NFL) 2008; Baltimore Ravens (NFL) 2010; Washington Redskins (NFL) 2011, 2013

Stanback, Haskel (1973), Tailback: (1974 Draft - 5th Round - Cincinnati), Atlanta Falcons (NFL) 1974-79.

Stephens, Travis (2001), Running Back: (2002 Draft - 4th Round), Tampa Bay Buccaneers (NFL) 2002-03; Houston Texans (NFL) 2003; Amsterdam Admirals (EU) 2004.

Stevenson, Dominique (2001), Linebacker: (2002 Draft - 7th Round), Buffalo Bills (NFL) 2002-03, Washington Redskins (NFL) 2004.

Stewart, James (1994), Running Back: (1995 Draft - 1st Round), Jacksonville Jaguars (NFL) 1995-99; Detroit Lions (NFL) 2000-03.

Still, Eric (1989), Offensive Tackle: (1990 Draft - 4th Round - Houston), Frankfurt (Germany) Galaxy (WL) 1991-92.

***Stocker, Luke (2010), Tight End: (2011 Draft - 4th Round), Tampa Bay Buccaneers (NFL) 2011-Present.**

***Stone, James (2013), Offensive Line: (2014 Free Agent), Atlanta Falcons (NFL) 2014-Present.**

Stowell, Mike (1992), Offensive Guard: (1994 Free Agent), Shreveport Pirates (CFL) 1994-95.

Stratton, Mike (1961), Linebacker: (1962 Draft - 13th Round), Buffalo Bills (AFL) 1962-69 (NFL) 1970-73; San Diego Chargers (NFL) 1973.

Streater, Jimmy (1979), Quarterback: (1980 Free Agent), Toronto Argonauts (CFL) 1980-81.

Stroud, Jack (1950), Tackle: (1951 Draft - 5th Round), New York Giants (NFL) 1953-64.

UTSPORTS.COM // @VOL_FOOTBALL

- Studaway, Mark (1983), Tackle: (1984 Draft - 4th Round), Houston Oilers (NFL) 1984; Tampa Bay Buccaneers (NFL) 1985.
- Suffridge, Bob (1940), Guard: (1941 Draft - 6th Round - Pittsburgh), Philadelphia Eagles (NFL) 1941-45.
- Swanson, Eric (1985), Wide Receiver: (1986 Draft - 7th Round), St. Louis Cardinals (NFL) 1986.
- Talley, Ben (1994) Defensive End: (1995 Draft - 4th Round), New York Giants (NFL) 1995-97; Atlanta Falcons (NFL) 1998-1999.
- Tarrant, James (1942), Back: Miami Seahawks (AAC) 1946.
- Teague, Trey (1997) Center: (1998 Draft - 7th Round) Denver Broncos (NFL) 1998-2001; Buffalo Bills 2002-05; New York Jets (NFL) 2006.
- Terry, Corey (1998) Defensive End: (1999 Draft - 7th Round - Indianapolis) Jacksonville Jaguars (NFL) 1999-2000.
- Thayer, Harry (1930), Guard: Portsmouth Spartans (NFL) 1933.
- *Thomas, Dallas (2012), Offensive Line: (2013 Draft - 3rd Round) Miami Dolphins (NFL) 2013-Present.**
- Thomas, Dave (1993), Defensive Back: (1993 Draft - 7th Round), Dallas Cowboys (NFL) 1993-94; Jacksonville Jaguars (NFL) 1995-99; New York Giants 2000-01.
- Thompson, Raynoch (1999), Linebacker: (2000 Draft - 2nd Round), Arizona Cardinals (NFL) 2000-04; Green Bay Packers (NFL) 2005.
- Toeaina, Albert (2005), Offensive Tackle: (2006 Free Agent), Rhein Fire (EU) 2007.
- Toles, Alvin (1984), Linebacker: (1985 Draft - 1st Round), New Orleans Saints (NFL) 1985-89.
- Townsend, Ricky (1974), Place Kicker: (1975 Draft - 13th Round - New York Giants), Memphis Southmen (WFL) 1975.
- Tracy, Tom (1954), Back: (1956 Draft - 5th Round - Detroit), Ottawa Rough Riders (CFL) 1955-56; Detroit Lions (NFL) 1956-57; Pittsburgh Steelers (NFL) 1958-63; Washington Redskins (NFL) 1963-64.
- Tucker, Josh (1999), Offensive Tackle: (2001 Free Agent), Frankfurt Galaxy (EU) 2001.
- Turnbow, Jesse (1977), Defensive Tackle: (1978 Draft - 8th Round), Cleveland Browns (NFL) 1978.
- Valbuena, Gary (1973), Quarterback: (1974 Draft - 10th Round - Miami), Southern California Sun (WFL) 1974; San Antonio Wings (WFL) 1975; Miami Dolphins (NFL) 1976 (Taxi Squad).
- Vaughan, Charles (1934), Back: Detroit Lions (NFL) 1935; Chicago Cardinals (NFL) 1936.
- Veal, Demetris (2002), Defensive End: (2003 Draft - 7th Round), Atlanta Falcons (NFL) 2003; Denver Broncos (NFL) 2004-2006; Tennessee Titans (NFL) 2007.
- Veren, Daryl (2011), Linebacker: Montreal Alouettes (CFL) 2012 (Practice Squad).
- Wade, Jonathan (2006), Defensive Back: (2007 Draft - 3rd Round), St. Louis Rams (NFL) 2007-09; Detroit Lions (NFL) 2010; Cincinnati Bengals (NFL) 2010; Miami Dolphins (NFL) 2011; Sacramento Mountain Lions (UFL) 2012.
- Walker, Darwin (1999), Defensive Tackle: (2000 Draft - 3rd Round), Philadelphia Eagles (NFL) 2000-06; Buffalo Bills (NFL) 2007; Chicago Bears (NFL) 2007; Carolina Panthers (NFL) 2008-09.
- Walker, Shon (1991), Linebacker: Toronto Argonauts (CFL) 1992.
- Wampler, Chris (1982), Defensive Tackle: (1983 Free Agent), Jacksonville Bulls (USFL) 1984-85.
- Wantland, Hal (1965), Back: (1966 Draft - 16th Round - Washington), Miami Dolphins (AFL) 1966.
- Warren, Buist (1940), Back: Philadelphia Eagles (NFL) 1945.
- Warren, Dewey (1967), Quarterback: (1968 Draft - 6th Round), Cincinnati Bengals (AFL) 1968.
- Warren, John (1982), Punter: (1983 Free Agent), Dallas Cowboys (NFL) 1983-84.
- Washington, Kelley (2002), Wide Receiver: (2003 Draft - 3rd Round), Cincinnati Bengals (NFL) 2003-06; New England Patriots (NFL) 2007-08; Baltimore Ravens (NFL) 2009; San Diego Chargers 2010-11.
- Watson, Brent (1977), Offensive Guard: (1978 Draft - 10th Round - Cleveland), Montreal Alouettes (CFL) 1978.
- Weary, Fred (2001), Offensive Guard: (2002 Draft - 3rd Round), Houston Texans (NFL) 2002-07.
- Weatherford, Jim (1968), Defensive Back: (1969 Draft - 15th Round), Atlanta Falcons (NFL) 1969.
- Weaver, Herman (1969), Punter: (1970 Draft - 9th Round), Detroit Lions (NFL) 1970-76; Seattle Seahawks (NFL) 1977-80; Michigan Panthers (USFL) 1983.
- Webb, Chuck (1990), Running Back: (1991 Draft - 3rd Round), Green Bay Packers (NFL) 1991.
- *Wells, Scott (2003), Center: (2004 NFL Draft - 7th Round), Green Bay Packers (NFL) 2004-11; St. Louis Rams (NFL) 2012-14.**
- West, Hodges (Burr) (1940), Tackle: Philadelphia Eagles (NFL) 1941.
- Westmoreland, Eric (2000), Linebacker: (2001 Draft - 3rd Round), Jacksonville Jaguars (NFL) 2001-03; Cleveland Browns (NFL) 2004-06.
- White, Brad (1980), Defensive Tackle: (1981 Draft - 12th Round), Tampa Bay Buccaneers (NFL) 1981-83; Indianapolis Colts (NFL) 1984-85.
- White, Reggie (1983), Defensive Tackle: (1984 Draft Supplemental - 1st Round), Memphis Showboats (USFL) 1984-85; Philadelphia Eagles (NFL) 1985-1992; Green Bay Packers (NFL) 1993-98.
- White, Steve (1995), Defensive End: (1996 Draft - 6th Round - Philadelphia), Tampa Bay Buccaneers (NFL) 1996-2001; New York Jets (NFL) 2002.
- Whiteside, Keyon (2002), Linebacker: (2003 Draft - 5th Round), Indianapolis Colts (NFL) 2003-05.
- Widby, Ron (1966), Punter: (1968 Free Agent), Dallas Cowboys (NFL) 1968-71; Green Bay Packers (NFL) 1972-74.
- Wilkerson, Bruce (1986), Offensive Lineman: (1987 Draft - 2nd Round), Los Angeles Raiders (NFL) 1987-1994; Jacksonville Jaguars (NFL) 1995; Green Bay Packers (NFL) 1996-97; Oakland Raiders (NFL) 1998.
- Williams, Billy (1994), Wide Receiver: (1997 Free Agent), Frankfurt Galaxy (EU) 1997; Saskatchewan Roughriders (CFL) 1997.
- *Williams, Dan (2009), Defensive Tackle: (2010 Draft - 1st Round), Arizona Cardinals (NFL) 2010-14; Oakland Raiders (NFL) 2015.**
- Willingham, DeAngelo (2008), Defensive Back: (2009 Free Agent), Tampa Bay Buccaneers and Dallas Cowboys (NFL) Preseason 2009; New England Patriots (NFL) Preseason 2010.
- Wilson, Al (1998), Linebacker: (1999 Draft - 1st Round), Denver Broncos (NFL) 1999-06.
- Wilson, Cedrick (2000), Wide Receiver: (2001 Draft - 6th Round), San Francisco 49ers (NFL) 2001-04; Pittsburgh Steelers (NFL) 2005-07.
- Wilson, Darryal (1982), Wide Receiver: (1983 Draft - 2nd Round), New England Patriots (NFL) 1983-84.
- Wilson, Gibril (2004), Defensive Back: (2004 Draft - 5th Round), New York Giants (NFL) 2004-2007; Oakland Raiders (NFL) 2008; Miami Dolphins (NFL) 2009; Cincinnati Bengals (NFL) 2010-2011.
- Wilson, James (1993) Defensive End: (1994 Free Agent), Detroit Lions (NFL) 1994-96; Rhein Fire (EU) 1997-Present.
- *Witten, Jason (2002), Tight End: (2003 Draft - 3rd Round), Dallas Cowboys (NFL) 2003-Present.**
- Woods, Thomas (1989), Wide Receiver: (1990 Draft - 8th Round - Miami), Barcelona (Spain) Dragons (WL) 1991-92.
- Wyche, Bubba (1968), Quarterback: Saskatchewan Rough Riders (CFL) 1969, 1971-72; Detroit Wheel (WFL) 1974; Shreveport Steamers (WFL) 1975.
- Yatkowski, Paul (1993), Defensive Tackle: (1994 Free Agent - New York Jets), Ottawa Rough Riders (CFL) 1994-96; British Columbia Lions (CFL) 1997.
- Young, Eric (2008), Offensive Tackle: (2009 Free Agent), St. Louis Rams (NFL) 2009; San Diego Chargers (NFL) 2010 (Practice Squad).
- Zander, Carl (1984), Linebacker: (1985 Draft - 2nd Round), Cincinnati Bengals (NFL) 1985-91.

VOLS IN THE SUPER BOWL

Pos	Name	Year Team
TE	Bill Anderson	1967 Packers
DB	Richmond Flowers	1971 Cowboys
LB	Steve Kiner	1971 Cowboys
P	Ron Widby	1971 & 72 Cowboys
DB	Bob Petrella	1972 Dolphins
P	Neil Clabo	1977 Vikings
P	Craig Colquitt	1979 & 80 Steelers
DB	Eddie Brown	1980 Rams
LB	Jack Reynolds	1980 Rams, 1982 & 85 49ers
OT	Mickey Marvin	1981 & 84 Raiders
LB	Craig Puki	1982 49ers
WR	Willie Gault	1986 Bears
DE	Brian Ingram	1986 Patriots
DB	Roland James	1986 Patriots
WR	Stanley Morgan	1986 Patriots
OG	Raleigh McKenzie	1988 & 92 Redskins
OG	David Douglas	1989 Bengals
WR	Tim McGee	1989 Bengals
LB	Carl Zander	1989 Bengals
LB	Keith DeLong	1990 49ers
WR	Alvin Harper	1993 & 94 Cowboys
DB	Bill Bates	1993, 94 & 96 Cowboys
DE	Chris Mims	1995 Chargers
WR	Cory Fleming	1996 Cowboys
DT	Reggie White	1997 & 98 Packers
OT	Bruce Wilkerson	1997 & 98 Packers
RB	Aaron Hayden	1998 Packers
WR	Marcus Nash	1999 Broncos, 2001 Ravens
LB	Chuck Smith	1999 Falcons
LB	Ben Talley	1999 Falcons
C	Trey Teague	1999 Broncos
WR	Joey Kent	2000 Titans
OT	Jason Layman	2000 Titans
LB	Leonard Little	2000 & 02 Rams
RB	Jamal Lewis	2001 Ravens
DB	Dave Thomas	2001 Giants
OG	Cosey Coleman	2003 Buccaneers
RB	Charlie Garner	2003 Raiders
RB	Travis Stephens	2003 Buccaneers
DT	Shane Burton	2004 Panthers
DB	Deon Grant	2004 Panthers
DT	Darwin Walker	2005 Eagles
WR	Cedrick Wilson	2006 Steelers
QB	Peyton Manning	2007 & 10 Colts, 2014 Broncos
DB	Gibril Wilson	2008 Giants
DT	Rashad Moore	2008 Patriots
WR	Donte Stallworth	2008 Patriots
WR	Kelley Washington	2008 Patriots
DB	Jabari Greer	2010 Saints
WR	Robert Meachem	2010 Saints
LB	Marvin Mitchell	2010 Saints
OT	Chad Clifton	2011 Packers
DT	Justin Harrell	2011 Packers
C	Scott Wells	2011 Packers
OG	Ramon Foster	2011 Steelers
OT	Chris Scott	2011 Steelers
DB	Deon Grant	2012 Giants
DL	Shaun Ellis	2012 Patriots
LB	Jerod Mayo	2012 & 15 Patriots
LS	Morgan Cox	2013 Ravens
DL	Parys Haralson	2013 49ers
DL	Robert Ayers	2014 Broncos
P	Britton Colquitt	2014 Broncos
DL	Malik Jackson	2014 Broncos
DL	Tony McDaniel	2014 & 15 Seahawks

VOLS IN THE PRO BOWL

Name	Pos	Total	Team (Years Selected)
Bill Anderson	TE	2	Washington (1960, 1961)
Doug Atkins	DL	8	Chicago (1958, 1959*, 1960, 1961, 1962, 1963, 1964, 1966)
Bill Bates	DB	1	Dallas (1985)
Eric Berry	DB	3	Kansas City (2011, 2013, 2014)
Dale Carter	DB	4	Kansas City (1995, 1996, 1997, 1998)
Chad Clifton	OL	2	Green Bay (2008, 2011)
Mike Cofer	LB	1	Detroit (1989)
Dustin Colquitt	P	1	Kansas City (2013)
Steve DeLong	DL	1	San Diego (1970)
Shaun Ellis	DL	1	New York Jets (2004)
Arian Foster	RB	4	Houston (2011, 2012, 2013, 2015)
Charlie Garner	RB	1	San Francisco (2001)
John Gordy	OL	3	Detroit (1964, 1965, 1966)
Albert Haynesworth	DL	2	Tennessee (2008, 2009)
John Henderson	DL	2	Jacksonville (2005, 2007)
Travis Henry	RB	1	Buffalo (2003)
Dick Huffman	OL	1	Los Angeles Rams (1951)
Bob Johnson	OL	1	Cincinnati (1969)
Jamal Lewis	RB	1	Baltimore Ravens (2004)
Paul Lipscomb	DL	4	Washington Redskins (1951, 1952, 1953, 1954)
Leonard Little	DL	1	St. Louis Rams (2004)
Mike Lucci	LB	1	Detroit (1972)
Peyton Manning	QB	14	Indianapolis (2000, 2002, 2003, 2004, 2005*, 2006, 2007, 2008, 2009, 2010, 2011); Denver (2013, 2014, 2015)
Jerod Mayo	LB	2	New England (2011, 2013)
Darris McCord	DL	1	Detroit (1958)
Terry McDaniel	DB	5	Los Angeles Raiders (1993, 1994, 1995, 1996, 1997)
Anthony Miller	WR	5	San Diego (1990, 1991, 1993, 1994); Denver (1996)
Stanley Morgan	WR	4	New England (1980, 1981, 1987, 1988)
Paul Naumoff	LB	1	Detroit (1971)
Cordarrelle Patterson	KR	1	Minnesota (2014)
Carl Pickens	WR	2	Cincinnati (1996, 1997)
Bert Rechichar	DB	3	Baltimore Colts (1956, 1957*, 1958)
Jack Reynolds	LB	2	Los Angeles Rams (1976, 1981)
Mike Stratton	LB	6	Buffalo (1964, 1965, 1966, 1967, 1968, 1969)
Jack Stroud	OL	3	New York Giants (1956, 1958, 1961)
Tom Tracy	RB	2	Pittsburgh (1959, 1961)
Scott Wells	C	1	Green Bay (2012)
Reggie White	DL	13	Philadelphia (1987*, 1988, 1989, 1990, 1991, 1992, 1993) Green Bay (1994, 1995, 1996, 1997, 1998, 1999)
Al Wilson	LB	4	Denver (2003, 2004, 2006, 2007)
Jason Witten	TE	10	Dallas (2005, 2006, 2007, 2008, 2009, 2010, 2012, 2013, 2014, 2015)

* Game MVP

GENERAL

STAFF

PLAYERS

REVIEW

HISTORY

HONORS

VOLMANAC

RECORDS



YEAR-BY-YEAR RECORDS

■ PRE-CONFERENCE YEARS (1891-95)

Year	Record	Coach	Captain
1891	0-1-0	None	H.K. Denlinger
1892	2-5-0	None	Charles Moore
1893	2-4-0	None	H.A. Ijams

*Tennessee did not field a team from 1894-95.

■ SOUTHERN INTERCOLLEGIATE ATHLETIC ASSOCIATION (1896-1920)

Year	Record	Coach	Captain
1896	4-0-0	None	Strang Nicklin
1897	4-1-0	None	James A. Baird
1898	<i>No team -- Spanish American War</i>		
1899	6-2-0	J.A. Pierce	William L. Terry
1900	3-2-1	J.A. Pierce	Bill Newman
1901	3-3-2	George Kelley	C.E. Holopeter
1902	6-2-0	H.F. Fisher	Nash Buckingham
1903	4-5-0	H.F. Fisher	T.B. Green
1904	3-5-1	S.D. Crawford	Roscoe Word
1905	3-5-1	J.D. DePree	Roscoe Word
1906	1-6-2	J.D. DePree	Roscoe Word/E.D. Proctor
1907	7-2-1	George Levene	Roscoe Word
1908	7-2-0	George Levene	Walker Leach
1909	1-6-2	George Levene	Nathan Dougherty
1910	3-5-1	Alex Stone	W.C. Johnson
1911	3-4-2	Z.G. Clevenger	H.C. Branch

1912	4-4-0	Z.G. Clevenger	C.H. Fonde
1913	6-3-0	Z.G. Clevenger	Sam Hayley
1914	9-0-0	Z.G. Clevenger	Farmer Kelly
1915	4-4-0	Z.G. Clevenger	E.A. McLean
1916	8-0-1	John R. Bender	J.G. Vowell
1917	No team-- World War I		
1918	No team-- World War I		
1919	3-3-3	John R. Bender	W.D. Lowe
1920	7-2-0	John R. Bender	Buck Hatcher

Bold indicates SIAA Champions

■ SOUTHERN CONFERENCE (1921-32)

Year	Record	Coach	Captain
1921	6-2-1	M.B. Banks	Hal Blair
1922	8-2-0	M.B. Banks	Roy Striegel
1923	5-4-1	M.B. Banks	Tarzan Holt
1924	3-5-0	M.B. Banks	J.G. Lowe
1925	5-2-1	M.B. Banks	J.G. Lowe
1926	8-1-0	Gen. Robert R. Neyland	Billy Harkness
1927	8-0-0	Gen. Robert R. Neyland	John Barnhill
1928	9-0-1	Gen. Robert R. Neyland	Roy Witt
1929	9-0-1	Gen. Robert R. Neyland	Howard Johnson
1930	9-1-0	Gen. Robert R. Neyland	Harry Thayer
1931	9-0-0	Gen. Robert R. Neyland	Eugene Mayer
1932	9-0-1	Gen. Robert R. Neyland	Malcolm Aitken

Bold indicates Southern Conference Champions

■ SOUTHEASTERN CONFERENCE (1933-91)

Year	Overall	Conference	Finish	Coach	Captain
1933	7-3-0	5-2-0	4th	Gen. Robert R. Neyland	Talmadge Maples
1934	8-2-0	5-1-0	3rd	Gen. Robert R. Neyland	Ralph Hatley
1935	4-5-0	2-3-0	T-9th	W.H. Britton	Toby Palmer
1936	6-2-2	3-1-2	4th	Gen. Robert R. Neyland	DeWitt Weaver
1937	6-3-1	4-3-0	7th	Gen. Robert R. Neyland	Joe Black Hayes
1938	11-0-0	7-0-0	1st	Gen. Robert R. Neyland	Bowden Wyatt
1939	10-1-0	6-0-0	T-1st	Gen. Robert R. Neyland	Sam Bartholomew
1940	10-1-0	5-0-0	1st	Gen. Robert R. Neyland	Norbert Ackermann
1941	8-2-0	3-1-0	2nd	John Barnhill	Ray Graves
1942	9-1-1	4-1-0	T-2nd	John Barnhill	Al Hust
1943	No team-- World War II				
1944	7-1-1	5-0-1	2nd	John Barnhill	Bob Dobelstein
1945	8-1-0	3-1-0	2nd	John Barnhill	Billy Bevis
1946	9-2-0	5-0-0	1st	Gen. Robert R. Neyland	Walter Slater
1947	5-5-0	2-3-0	T-9th	Gen. Robert R. Neyland	Denver Crawford
1948	4-4-2	2-3-1	8th	Gen. Robert R. Neyland	Jim Powell
1949	7-2-1	4-1-1	3rd	Gen. Robert R. Neyland	Ralph Chancey/ Hal Littleford
1950	11-1-0	4-1-0	2nd	Gen. Robert R. Neyland	Jack Stroud
1951	10-1-0	5-0-0	T-1st	Gen. Robert R. Neyland	Bert Rechichar
1952	8-2-1	5-0-1	2nd	Gen. Robert R. Neyland	Jim Haslam
1953	6-4-1	3-2-1	7th	Harvey Robinson	Mack Franklin
1954	4-6-0	1-5-0	T-11th	Harvey Robinson	Darris McCord
1955	6-3-1	3-2-1	4th	Bowden Wyatt	Jim Beutel
1956	10-1-0	6-0-0	1st	Bowden Wyatt	John Gordy
1957	8-3-0	4-3-0	5th	Bowden Wyatt	Bill Anderson, Bill Johnson
1958	4-6-0	4-3-0	5th	Bowden Wyatt	Bobby Urbano
1959	5-4-1	3-4-1	8th	Bowden Wyatt	Joe Schaffer

<i>Year</i>	<i>Overall</i>	<i>Conference</i>	<i>Finish</i>	<i>Coach</i>	<i>Captain (s)</i>
1960	6-2-2	3-2-2	T-5th	Bowden Wyatt	Mike LaSorsa
1961	6-4-0	4-3-0	T-4th	Bowden Wyatt	Mike Lucci
1962	4-6-0	2-6-0	10th	Bowden Wyatt	Pat Augustine
1963	5-5-0	3-5-0	8th	Jim McDonald	Buddy Fisher
1964	4-5-1	1-5-1	10th	Doug Dickey	Steve DeLong
1965	8-1-2	3-1-2	T-3rd	Doug Dickey	Hal Wantland
1966	8-3-0	4-2-0	5th	Doug Dickey	Austin Denney, Paul Naumoff
1967	9-2-0	6-0-0	1st	Doug Dickey	Bob Johnson
1968	8-2-1	4-1-1	2nd	Doug Dickey	Dick Williams
1969	9-2-0	5-1-0	1st	Doug Dickey	Bill Young
1970	11-1-0	4-1-0	2nd	Bill Battle	Tim Priest
1971	10-2-0	4-2-0	T-4th	Bill Battle	Jackie Walker
1972	10-2-0	4-2-0	4th	Bill Battle	Jamie Rotella
1973	8-4-0	3-3-0	4th	Bill Battle	Eddie Brown
1974	7-3-2	2-3-1	T-7th	Bill Battle	Condredge Holloway, Jim Watts
1975	7-5-0	3-3-0	5th	Bill Battle	Ron McCartney
1976	6-5-0	2-4-0	8th	Bill Battle	Larry Seivers, Andy Spiva
1977	4-7-0	1-5-0	8th	Johnny Majors	Pert Jenkins, Greg Jones, Brent Watson
1978	5-5-1	3-3-0	T-4th	Johnny Majors	Robert Shaw, Dennis Wolfe
1979	7-5-0	3-3-0	T-5th	Johnny Majors	Robert James, Craig Puki, Jimmy Streater
1980	5-6-0	3-3-0	6th	Johnny Majors	Jim Noonan
1981	8-4-0	3-3-0	T-4th	Johnny Majors	James Berry, L. Holt Jeffers, Lee North
1982	6-5-1	3-2-1	5th	Johnny Majors	Mike L. Cofer
1983	9-3-0	4-2-0	T-3rd	Johnny Majors	Reggie White
1984	7-4-1	3-3-0	T-5th	Johnny Majors	Johnnie Jones, Carl Zander
1985	9-1-2	5-1-0	1st	Johnny Majors	Tim McGee, Tommy Sims, Chris White
1986	7-5-0	3-3-0	6th	Johnny Majors	Joey Clinkscates, Dale Jones, Bruce Wilkerson
1987	10-2-1	4-1-1	3rd	Johnny Majors	Harry Galbreath, Kelly Ziegler
1988	5-6-0	3-4-0	T-6th	Johnny Majors	Keith DeLong, Nate Middlebrooks
1989	11-1-0	6-1-0	T-1st	Johnny Majors	Eric Still
1990	9-2-2	5-1-1	1st	Johnny Majors	Tony Thompson
1991	9-3-0	5-2-0	3rd	Johnny Majors	Earnest Fields, John Fisher

GENERAL

STAFF

PLAYERS

REVIEW

HISTORY

HONORS

VOLMANAC

RECORDS



PHILLIP FULMER and his teammates give head coach Bill Battle a victory ride following Tennessee's 14-13 Liberty Bowl victory against Arkansas in 1971.

■ SOUTHEASTERN CONFERENCE DIVISIONAL PLAY (1992-PRESENT)

Year	Overall	Conf.	Finish	SEC Championship	Coach	Captains
1992	9-3-0	5-3-0	3rd-East		J. Majors (5-3)/P. Fulmer (4-0)	Todd Kelly, J.J. McCleskey
1993	10-2-0	7-1-0	T-1st-East		Phillip Fulmer	Craig Faulkner, Cory Fleming, Horace Morris, James Wilson
1994	8-4-0	5-3-0	2nd-East		Phillip Fulmer	Kevin Mays, Ben Talley
1995	11-1-0	7-1-0	2nd-East		Phillip Fulmer	Scott Galyon, Jason Layman, Bubba Miller
1996*	10-2	7-1	2nd-East		Phillip Fulmer	Raymond Austin, Jay Graham
1997	11-2	7-1	1st/1st-East	W, 30-29 vs. Auburn	Phillip Fulmer	Leonard Little, Peyton Manning
1998	13-0	8-0	1st/1st-East	W, 24-14 vs. Miss. St.	Phillip Fulmer	Shawn Bryson, Jeff Hall, Mercedes Hamilton, Al Wilson
1999	9-3	6-2	2nd-East		Phillip Fulmer	Chad Clifton, Dwayne Goodrich, Tee Martin, Billy Ratliff, Spencer Rley, Darwin Walker
2000	8-4	5-3	T-2nd-East		Phillip Fulmer	David Leaverton, Eric Westmoreland, Cedrick Wilson
2001	11-2	7-1	2nd/1st-East	L, 21-30 vs. LSU	Phillip Fulmer	Will Bartholomew, John Henderson, Andrew Lott, Will Overstreet, Fred Weary
2002	8-5	5-3	3rd-East		Phillip Fulmer	Omari Hand, Eddie Moore, Will Offenheuse
2003	10-3	6-2	T-1st-East		Phillip Fulmer	Casey Clausen, Kevin Burnett, Michael Munoz, Rashad Baker, Scott Wells, Constantin Ritzmann
2004	10-3	7-1	2nd/1st-East	L, 28-38 vs. Auburn	Phillip Fulmer	Michael Munoz, Parys Haralson, Jason Respert, Tony Brown, Kevin Burnett, Jason Allen
2005	5-6	3-5	T-4th-East		Phillip Fulmer	Jason Allen, Rick Clausen, Cody Douglas, Parys Haralson, Jesse Mahelona, Rob Smith
2006	9-4	5-3	2nd-East		Phillip Fulmer	Justin Harrell, Turk McBride, Marvin Mitchell, Jayson Swain, Arron Sears
2007	10-4	6-2	2nd/1st-East	L, 14-21 vs. LSU	Phillip Fulmer	Game Captains
2008	5-7	3-5	5th-East		Phillip Fulmer	Robert Ayers, Eric Berry, Ramon Foster, Montario Hardesty, Lucas Taylor, Ellix Wilson
2009	7-6	4-4	T-2nd-East		Lane Kiffin	Eric Berry, Jonathan Crompton, Montario Hardesty, Nick Reveiz
2010	6-7	3-5	T-3rd East		Derek Dooley	Tauren Poole, Nick Reveiz, Luke Stocker
2011	5-7	1-7	6th East		Derek Dooley	Tauren Poole, Austin Johnson, Ben Martin
2012	5-7	1-7	6th East		Derek Dooley (4-7)/Jim Chaney (1-0)	Game Captains
2013	5-7	2-6	6th East		Butch Jones	Game Captains
2014	7-6	3-5	T-4th East		Butch Jones	Game Captains

All-time record: 811-367-53 SEC Record: 325-192-19

*In 1996 the NCAA established an overtime period, eliminating the tie as a possible outcome.

▶ COACHING RECORDS

Coach	Years	Total Years	Record	Pct.
Student coached	1891-93, 1896-97	5	12-11-0	.522
J.A. Pierce	1899-1900	2	9-4-1	.654
George Kelley	1901	1	3-3-2	.500
H.F. Fisher	1902-03	2	10-7-0	.588
S.D. Crawford	1904	1	3-5-1	.389
J.D. DePree	1905-06	2	4-11-3	.305
George Levene	1907-09	3	15-10-3	.589
Andrew A. (Alex) Stone	1910	1	3-5-1	.389
Z.G. Clevenger	1911-15	5	26-15-2	.628
John R. Bender	1916-1920	3	18-5-4	.741
M.B. Banks	1921-25	5	27-15-3	.633
Robert. R. Neyland	1926-34, 36-40, 46-52	21	173-31-12	.829
W.H. Britton	1935	1	4-5-0	.444
John Barnhill	1941-45	4	32-5-2	.846
Harvey Robinson	1953-54	2	10-10-1	.500
Bowden Wyatt	1955-62	8	49-29-4	.622
Jim McDonald	1963	1	5-5-0	.500
Doug Dickey	1964-69	6	46-15-4	.738
Bill Battle	1970-76	7	59-22-2	.723
Johnny Majors	1977-92	16	116-62-8	.645
Phillip Fulmer	1992-2008	17	152-52-0	.745
Lane Kiffin	2009	1	7-6	.538
Derek Dooley	2010-2012	3	15-21	.417
Jim Chaney	2012	1	1-0	1.000
Butch Jones	2013-Present	3	12-13	.480
		118 years	811-367-53	.680

GAME-BY-GAME RESULTS

■ PRE-CONFERENCE YEARS

1891				0-1	
Date	Opponent	Site	Result	Score	
Nov. 21	Sewanee	Chattanooga	L	0-24	

1892				2-5	
Date	Opponent	Site	Result	Score	
Oct. 15	Maryville	Maryville	W	25-0	
Oct. 21	Vanderbilt	Nashville	L	4-22	
Oct. 24	Sewanee	Sewanee	L	0-54	
Nov. 2	Sewanee	Knoxville	L	0-10	
Nov. 12	Chattanooga A.C.	Chattanooga	W	16-6	
Nov. 17	Vanderbilt	Knoxville	L	0-12	
Nov. 24	Wake Forest	Knoxville	L	6-10	

51-114

1893				2-4	
Date	Opponent	Site	Result	Score	
Oct. 21	Kentucky A&M	Knoxville	L	0-56	
Nov. 3	Wake Forest	Winston-Salem	L	0-64	
Nov. 4	Trinity	Durham	L	0-70	
Nov. 7	North Carolina	Chapel Hill	L	0-60	
Nov. 18	Maryville	Knoxville	W	32-0	
Nov. 30	Asheville Ath.	Knoxville	W	12-6	

44-256

▶ NO OFFICIAL TEAM:

In October 1894, the Athletic Association resolved to drop varsity football and look forward to baseball in the spring. After the humiliating 1893 season (two wins and four imposing defeats), only two athletes willing to admit they had played on the 1893 team returned to campus in 1894. To complicate matters further, the practice field, located just west of the main entrance to the Hill, was being graded and improved.

Soon after this decision, W.B. Stokely, a UT senior who transferred from Wake Forest, persuaded a group of students to form a team. Stokely, who was elected captain, gave encouragement and direction to the other players. Even though the institution chose not to be represented officially on the gridiron, Stokely and his unofficial team kept football interest alive during this period when almost certainly it otherwise would have been allowed to lapse completely.

These unofficial games, referred to as "The Lost Years" are not included in NCAA statistics or in official University of Tennessee won-lost records.

1894				
Date	Opponent	Site	Result	Score
Nov. 3	Maryville	Knoxville	T	0-0
Nov. 10	Knoxville A.C.	Knoxville	T	8-8
Nov. 29	Knoxville YMCA	Knoxville	W	12-4
Dec. 7	Carson Newman	Jefferson City	W	18-0

1895				
Date	Opponent	Site	Result	Score
Oct. 19	Knoxville YMCA	Knoxville	W	4-0
Nov. 2	Maryville	Knoxville	T	6-6
Nov. 4	Bingham School	Asheville	W	12-0
Nov. 14	Fort McPherson	Atlanta	L	0-28
Nov. 28	Saint Alban's	Bristol	L	0-38
Nov. 30	Tenn. Medical Unit	Knoxville	W	40-0

■ SOUTHERN INTERCOLLEGIATE ATHLETIC ASSOCIATION (1896-1920)

1896				4-0	
Date	Opponent	Site	Result	Score	
Oct. 22	Williamsburg Inst.	Knoxville	W	10-6	
Oct. 24	Chattanooga A.C.	Chattanooga	W	4-0	
Nov. 14	Virginia Tech	Knoxville	W	6-4	
Nov. 26	Central University	Knoxville	W	30-0	

50-10

1897				4-1	
Date	Opponent	Site	Result	Score	
Oct. 15	King	Knoxville	W	28-0	
Oct. 23	Williamsburg Inst.	Knoxville	W	6-0	
Nov. 8	North Carolina	Knoxville	L	0-16	
Nov. 25	Virginia Tech	Roanoke	W	18-0	
Nov. 26	Bristol A.C.	Bristol	W	12-0	

64-16

1898 // NO TEAM, SPANISH-AMERICAN WAR



J.A. PIERCE

1899-1900

After UT went five seasons without a coach, Pierce, a graduate of LaFayette, became the first full-time coach to be hired by the Athletic Association. His record in two seasons set the tone for winning football at Tennessee.

Coaching record: 9-4-1.

1899				6-2	
Date	Opponent	Site	Result	Score	
Oct. 11	King	Knoxville	W	11-5	
Oct. 21	Virginia Tech	Knoxville	L	0-5	
Oct. 28	Sewanee	Sewanee	L	0-51	
Nov. 4	² Kentucky A&M	Knoxville	W	12-0	
Nov. 11	Georgia	Knoxville	W	5-0	
Nov. 23	Washington & Lee	Knoxville	W	11-0	
Nov. 30	² Kentucky Univ.	Knoxville	W	41-0	
Dec. 25	³ Grant	Chattanooga	W	6-0	

86-61

1900			3-2-1	
Date	Opponent	Site	Result	Score
Oct. 10	King	Knoxville	W	22-0
Oct. 22	Vanderbilt	Nashville	T	0-0
Nov. 1	North Carolina	Knoxville	L	5-22
Nov. 10	Auburn	Birmingham	L	0-23
Nov. 27	Grant	Knoxville	W	28-0
Dec. 1	Georgetown	Knoxville	W	12-6
				67-51



GEORGE KELLEY

1901

He was the first of two former Princeton players to become head coach. Although his coaching assignment only lasted one year, he brought an excellent background to the job and was considered an outstanding man in coaching fundamentals.

Coaching record: 3-3-2.

1901			3-3-2	
Date	Opponent	Site	Result	Score
Oct. 12	King	Knoxville	W	8-0
Oct. 19	Clemson	Knoxville	T	6-6
Oct. 26	Nashville	Nashville	L	5-16
Nov. 2	Kentucky Univ.	Knoxville	L	0-6
Nov. 9	Vanderbilt	Nashville	L	0-22
Nov. 16	Georgetown	Knoxville	W	12-0
Nov. 23	Kentucky A&M	Knoxville	W	5-0
Nov. 28	Alabama	Birmingham	T	6-6
				42-56



H.F. FISHER

1902-03

The second Princeton man, Fisher followed Kelley and compiled a 6-2 record in 1902 and coached the first Vol team to defeat Sewanee, a feat which showed great improvement in Tennessee football.

Coaching record: 10-7-0.

1902			6-2	
Date	Opponent	Site	Result	Score
Oct. 11	King	Knoxville	W	12-0
Oct. 21	Maryville	Knoxville	W	34-0
Oct. 25	Vanderbilt	Knoxville	L	5-12
Nov. 1	Sewanee	Knoxville	W	6-0
Nov. 7	Nashville	Nashville	W	10-0
Nov. 15	Mississippi	Memphis	W	11-10
Nov. 22	Georgia Tech	Atlanta	W	10-6
Nov. 27	Clemson	Knoxville	L	0-11
				88-39

1903			4-5	
Date	Opponent	Site	Result	Score
Oct. 3	Maryville	Knoxville	W	17-0
Oct. 10	Carson-Newman	Knoxville	W	38-0
Oct. 17	Vanderbilt	Nashville	L	0-40
Oct. 29	South Carolina	Columbia	L	0-24
Oct. 31	Nashville	Nashville	W	10-0
Nov. 7	Georgia	Knoxville	L	0-5
Nov. 14	Sewanee	Knoxville	L	0-17
Nov. 21	Georgia Tech	Knoxville	W	11-0
Nov. 26	Alabama	Birmingham	L	0-24
				76-110



S.D. CRAWFORD

1904

The fourth Vol coach and one of only six coaches in UT history to serve for only one season. His 1904 unit was the first team to defeat Alabama.

Coaching record: 3-5-1.

1904			3-5-1	
Date	Opponent	Site	Result	Score
Oct. 1	Maryville	Knoxville	W	17-0
Oct. 15	Nashville	Knoxville	T	0-0
Oct. 22	Georgia Tech	Atlanta	L	0-2
Oct. 29	Sewanee	Knoxville	L	0-12
Nov. 5	Vanderbilt	Nashville	L	0-22
Nov. 12	Clemson	Knoxville	L	0-6
Nov. 16	Cincinnati	Knoxville	L	0-35
Nov. 19	Grant	Chattanooga	W	23-0
Nov. 24	Alabama	Birmingham	W	5-0
				45-77



J.D. DEPREE

1905-06

A graduate of Michigan, Depree served two seasons as coach. He was the only coach of the 1905 team. In 1906, Roscoe Word, a three-time captain, assisted him.

Coaching record: 4-11-3.

1905			3-5-1	
Date	Opponent	Site	Result	Score
Sept. 30	Tenn. School Deaf	Knoxville	W	16-6
Oct. 7	American Temp. U.	Knoxville	W	104-0
Oct. 14	Clemson	Clemson	T	5-5
Oct. 21	Vanderbilt	Knoxville	L	0-45
Oct. 28	Sewanee	Sewanee	L	6-11
Nov. 4	Georgia Tech	Atlanta	L	0-45
Nov. 18	Centre	Knoxville	W	31-5
Nov. 30	Alabama	Birmingham	L	0-29
Dec. 3	Grant	Chattanooga	L	0-5
				162-151

1906			1-6-2	
Date	Opponent	Site	Result	Score
Oct. 6	American Temp. U.	Knoxville	W	10-0
Oct. 13	Maryville	Knoxville	L	0-11
Oct. 20	Centre	Knoxville	L	0-6
Oct. 25	American Temp. U.	Harriman	T	5-5
Nov. 3	Sewanee	Knoxville	L	0-17
Nov. 10	Kentucky A&M	Lexington	L	0-21
Nov. 19	Clemson	Clemson	L	0-16
Nov. 21	Georgia	Athens	T	0-0
Nov. 29	Alabama	Birmingham	L	0-51
				15-127



GEORGE LEVENE

1907-09

The former Pennsylvania player became the first coach to win seven games in a season; putting seven-victory campaigns back-to-back in 1907 and 1908. However, the 1909 team recorded a dismal record and his winning percentage suffered.

Coaching record: 15-10-3.

1907 7-2-1

Date	Opponent	Site	Result	Score
Oct. 5	Tenn. Military Inst.	Knoxville	W	30-0
Oct. 12	Georgia	Athens	W	15-0
Oct. 19	Georgia Tech	Atlanta	L	4-6
Oct. 21	Clemson	Clemson	W	4-0
Oct. 26	Maryville	Knoxville	W	34-0
Nov. 2	³ Chattanooga	Knoxville	W	57-0
Nov. 9	Kentucky A&M	Knoxville	T	0-0
Nov. 16	⁴ Mississippi A&M	Memphis	W	11-4
Nov. 18	Arkansas	Little Rock	W	14-2
Nov. 28	Alabama	Birmingham	L	0-5

169-17

1908 7-2

Date	Opponent	Site	Result	Score
Oct. 3	North Carolina	Knoxville	W	12-0
Oct. 10	Maryville	Knoxville	W	39-5
Oct. 17	Kentucky State	Knoxville	W	7-0
Oct. 24	Georgia	Knoxville	W	10-0
Oct. 31	Georgia Tech	Atlanta	W	6-5
Nov. 7	Vanderbilt	Nashville	L	9-16
Nov. 14	Clemson	Knoxville	W	6-5
Nov. 21	Chattanooga	Knoxville	W	35-6
Nov. 26	Alabama	Birmingham	L	0-4

124-41

1909 1-6-2

Date	Opponent	Site	Result	Score
Oct. 2	Centre	Knoxville	T	0-0
Oct. 9	North Carolina	Knoxville	L	0-3
Oct. 16	Kentucky State	Lexington	L	0-17
Oct. 23	Georgia	Knoxville	L	0-3
Oct. 30	Georgia Tech	Knoxville	L	0-29
Nov. 6	Vanderbilt	Nashville	L	0-51
Nov. 13	Alabama	Knoxville	L	0-10
Nov. 20	Chattanooga	Chattanooga	T	0-0
Nov. 25	Transylvania	Knoxville	W	11-0

11-113



ANDREW A. STONE

1910

Stone was the seventh coach in 11 years of Tennessee football. His regime marked the end of the short-term coaching assignments for several years to come.

Coaching record: 3-5-1.

1910 3-5-1

Date	Opponent	Site	Result	Score
Oct. 1	Centre	Knoxville	L	2-17
Oct. 8	Mooney School	Knoxville	W	7-0
Oct. 15	Vanderbilt	Nashville	L	0-18
Oct. 22	Georgia	Athens	L	5-35
Oct. 29	Howard	Birmingham	W	17-0
Oct. 31	Mississippi A&M	Starkville	L	0-48
Nov. 5	Kentucky State	Knoxville	L	0-10
Nov. 12	Maryville	Knoxville	W	13-0
Nov. 19	Chattanooga	Knoxville	T	6-6

50-134



Z.G. CLEVENGER

1911-15

The former Indiana player coached the 1914 team to the SIAA title and the first defeat of Vandy in UT history, a feat no other coach accomplished until Neyland. His use of the straight T formation produced a fine record. He returned to Indiana in 1923 and remained until retirement.

Coaching record: 26-15-2.

1911 3-4-2

Date	Opponent	Site	Result	Score
Oct. 7	Mooney School	Knoxville	W	27-0
Oct. 14	Georgia Tech	Atlanta	L	0-24
Oct. 21	Maryville	Knoxville	W	22-5
Oct. 28	North Carolina State	Raleigh	L	0-16
Nov. 4	Centre	Knoxville	T	0-0
Nov. 11	Virginia Tech	Blacksburg	L	11-36
Nov. 18	Southwestern	Knoxville	W	22-0
Nov. 25	Tenn. Med.School	Memphis	T	0-0
Nov. 30	Kentucky State	Lexington	L	0-12

82-93

1912 4-4

Date	Opponent	Site	Result	Score
Oct. 5	King	Knoxville	W	101-0
Oct. 12	Maryville	Knoxville	W	38-0
Oct. 19	Tenn. Med. School	Memphis	W	62-0
Oct. 26	Sewanee	Chattanooga	L	6-33
Nov. 2	Centre	Knoxville	W	67-0
Nov. 9	Mercer	Macon	L	14-27
Nov. 16	Kentucky State	Knoxville	L	6-13
Nov. 28	Alabama	Birmingham	L	0-7

294-80

1913 6-3

Date	Opponent	Site	Result	Score
Sept. 27	Carson-Newman	Knoxville	W	58-0
Oct. 4	Athens	Knoxville	W	95-0
Oct. 11	Maryville	Knoxville	W	75-0
Oct. 18	Sewanee	Chattanooga	L	6-17
Oct. 25	Davidson	Knoxville	W	9-0
Nov. 1	Chattanooga	Knoxville	W	21-0
Nov. 8	Vanderbilt	Nashville	L	6-7
Nov. 14	Alabama	Tuscaloosa	L	0-6
Nov. 27	Kentucky State	Lexington	W	13-7

283-37

1914 9-0

SIAA CHAMPIONS

Date	Opponent	Site	Result	Score
Sept. 26	Carson-Newman	Knoxville	W	89-0
Oct. 3	King	Knoxville	W	55-3
Oct. 10	Clemson	Knoxville	W	27-0
Oct. 17	Louisville	Louisville	W	66-0
Oct. 24	Alabama	Knoxville	W	17-7
Oct. 31	Chattanooga	Knoxville	W	67-0
Nov. 7	Vanderbilt	Nashville	W	16-14
Nov. 14	Sewanee	Chattanooga	W	14-7
Nov. 26	Kentucky State	Knoxville	W	23-6

374-37

1915 4-4

Date	Opponent	Site	Result	Score
Sept. 25	Carson-Newman	Knoxville	W	101-0
Oct. 2	Tusculum	Knoxville	W	21-0
Oct. 9	Clemson	Knoxville	L	0-3
Oct. 16	Centre	Knoxville	W	80-0
Oct. 23	Cumberland	Knoxville	W	101-0
Oct. 30	Vanderbilt	Nashville	L	0-35
Nov. 13	Mississippi A&M	Knoxville	L	0-14
Nov. 25	Kentucky State	Lexington	L	0-6

303-58



JOHN R. BENDER

1916-20

A Nebraska player in 1905, he came to Tennessee from Kansas State and installed the short punt formation. His tour of coaching was interrupted by the war in 1917-18. However, he regrouped the 1920 unit to post a 7-2 mark.

Coaching record: 18-5-4.

1916 8-0-1

Date	Opponent	Site	Result	Score
Sept. 30	Tusculum	Knoxville	W	33-0
Oct. 7	Maryville	Knoxville	W	32-6
Oct. 14	Clemson	Knoxville	W	14-0
Oct. 21	South Carolina	Knoxville	W	26-0
Oct. 28	Florida	Tampa	W	24-0
Nov. 4	Chattanooga	Chattanooga	W	12-7
Nov. 11	Vanderbilt (HC)	Knoxville	W	10-6
Nov. 18	Sewanee	Chattanooga	W	17-0
Nov. 30	Kentucky State	Knoxville	T	0-0

168-19

1917 & 1918:

The University of Tennessee Athletic Council, chaired by Professor Nathan W. Dougherty, officially suspended varsity football during the World War I years of 1917 and 1918 because the majority of the players were called into military service. In addition, Coach John R. Bender was enlisted as an instructor at Camp John Sevier in Greenville, S.C.

During this period without varsity football, two unofficial teams were formed from Army recruits and students. One team represented a training unit called the Fighting Mechanics and another the Student Army Training Corps (SATC).

1917

Date	Opponent	Site	Result	Score
Nov. 3	11th U.S. Infantry	Knoxville	L	6-21
Nov. 10	Batt. B Va. Field Art.	Chattanooga	L	0-35
Nov. 16	Camp Gordon	Atlanta	L	0-38

1918

Date	Opponent	Site	Result	Score
Nov. 2	Sewanee	Knoxville	L	0-68
Nov. 9	Vanderbilt	Nashville	L	0-76
Nov. 16	Maryville	Knoxville	W	9-7
Nov. 23	Milligan	Knoxville	W	32-0
Nov. 28	Tenn. Military Inst.	Knoxville	W	46-0

1919

3-3-3

Date	Opponent	Site	Result	Score
Sept. 27	Tusculum	Knoxville	W	29-6
Oct. 3	Maryville	Knoxville	W	32-2
Oct. 11	Vanderbilt	Nashville	T	3-3
Oct. 18	Mississippi A&M	Knoxville	L	0-6
Oct. 25	Clemson	Clemson	L	0-14
Nov. 1	North Carolina (HC)	Knoxville	T	0-0
Nov. 8	South Carolina	Columbia	T	6-6
Nov. 15	Cincinnati	Knoxville	W	33-12
Nov. 27	Kentucky	Lexington	L	0-13

103-62

1920

7-2

Date	Opponent	Site	Result	Score
Sept. 25	Emory & Henry	Knoxville	W	45-0
Oct. 2	Maryville	Knoxville	W	47-0
Oct. 9	Vanderbilt	Knoxville	L	0-20
Oct. 16	Chattanooga	Chattanooga	W	35-0
Oct. 23	Clemson	Knoxville	W	26-0
Oct. 30	Mississippi A&M	Starkville	L	7-13
Nov. 6	Transylvania	Knoxville	W	49-0
Nov. 13	Sewanee	Chattanooga	W	20-0
Nov. 25	Kentucky	Knoxville	W	14-7

243-40

SOUTHERN CONFERENCE (1921-32)



M.B. BANKS

1921-25

With Banks came the beginning of the Southern Conference. A former Syracuse player who coached at Duke before joining the Vols, he installed a variety of offenses but preferred the winged-T. He became ill in 1925 and gave up the Vol reins to take the Central High School job.

Coaching record: 27-15-3.

1921

6-2-1

Date	Opponent	Site	Result	Score
Sept. 24	*Emory & Henry	Knoxville	W	27-0
Oct. 1	Maryville	Maryville	W	7-0
Oct. 8	Chattanooga	Knoxville	W	21-0
Oct. 15	Dartmouth	Hanover	L	3-14
Oct. 22	Florida	Knoxville	W	9-0
Oct. 29	Vanderbilt	Nashville	L	0-14
Nov. 5	Mississippi A&M	Memphis	W	14-7
Nov. 12	Sewanee	Knoxville	W	21-0
Nov. 24	Kentucky	Lexington	T	0-0

*First game played on Shields-Watkins Field

102-35

1922

8-2

Date	Opponent	Site	Result	Score
Sept. 23	*Emory & Henry	Knoxville	W	50-0
Sept. 30	Carson-Newman	Knoxville	W	32-7
Oct. 7	Maryville	Knoxville	W	21-0
Oct. 14	Camp Benning	Columbus	W	15-0
Oct. 21	Georgia	Athens	L	3-7
Oct. 28	Mississippi	Knoxville	W	49-0
Nov. 4	Vanderbilt	Knoxville	L	6-14
Nov. 11	Mississippi A&M	Memphis	W	31-3
Nov. 18	Sewanee	Chattanooga	W	18-7
Nov. 30	Kentucky	Knoxville	W	14-7

*First game Vols wore Orange jerseys

239-45

1923

5-4-1

Date	Opponent	Site	Result	Score
Sept. 29	Army	West Point	L	0-41
Oct. 6	Maryville	Knoxville	T	14-14
Oct. 13	Georgetown	Knoxville	W	13-6
Oct. 20	Georgia	Knoxville	L	0-17
Oct. 27	Mississippi A&M	Memphis	W	7-3
Nov. 3	Tulane	Knoxville	W	13-2
Nov. 10	Vanderbilt	Nashville	L	7-51
Nov. 17	Va. Military Inst.	Knoxville	L	0-33
Nov. 24	Mississippi	Knoxville	W	10-0
Nov. 29	Kentucky	Lexington	W	18-0

82-167

1924

3-5

Date	Opponent	Site	Result	Score
Oct. 4	Emory & Henry	Knoxville	W	27-0
Oct. 11	Maryville	Knoxville	W	28-10
Oct. 18	Carson-Newman	Knoxville	W	13-0
Oct. 24	Mississippi A&M	Memphis	L	2-7
Nov. 1	Georgia	Athens	L	0-33
Nov. 8	Centre	Knoxville	L	0-32
Nov. 15	Tulane	New Orleans	L	7-26
Nov. 27	Kentucky	Knoxville	L	6-27

83-135



1925 5-2-1

Date	Opponent	Site	Result	Score
Oct. 3	Emory & Henry	Knoxville	W	51-0
Oct. 10	Maryville	Knoxville	W	13-0
Oct. 17	Vanderbilt	Nashville	L	7-34
Oct. 24	LSU	Knoxville	T	0-0
Oct. 31	Georgia	Knoxville	W	12-7
Nov. 7	Centre	Danville	W	12-0
Nov. 14	Miss. A&M (HC)	Knoxville	W	14-9
Nov. 26	Kentucky	Lexington	L	20-23

129-73



R.R. NEYLAND

1926-34

With Captain Neyland came one of the most efficient single wing offenses in the nation. In his first period as Vol head coach he won the Southern Conference championships in 1927 and 1932 and had undefeated strings of 33 and 28 games, along with 14 consecutive victories.

Coaching record: 76-7-5.

1926 8-1

Date	Opponent	Site	Result	Score
Sept. 25	Carson-Newman	Knoxville	W	13-0
Oct. 2	North Carolina	Knoxville	W	34-0
Oct. 9	LSU	Baton Rouge	W	14-7
Oct. 15	Maryville	Knoxville	W	6-0
Oct. 23	Centre	Knoxville	W	30-7
Oct. 30	Mississippi A&M	Starkville	W	33-0
Nov. 6	Sewanee (HC)	Knoxville	W	12-0
Nov. 13	Vanderbilt	Nashville	L	3-20
Nov. 25	Kentucky	Knoxville	W	6-0

151-34

1927 8-0-1

SOUTHERN CONF. CHAMPIONS

Date	Opponent	Site	Result	Score
Sept. 24	Carson-Newman	Knoxville	W	33-0
Oct. 1	North Carolina	Chapel Hill	W	26-0
Oct. 8	Maryville	Knoxville	W	7-0
Oct. 15	Mississippi	Knoxville	W	21-7
Oct. 22	Transylvania	Knoxville	W	57-0
Oct. 29	Virginia	Knoxville	W	42-0
Nov. 5	Sewanee	Knoxville	W	32-12
Nov. 12	Vanderbilt (HC)	Knoxville	T	7-7
Nov. 24	Kentucky	Lexington	W	20-0

245-26

1928 9-0-1

Date	Opponent	Site	Result	Score
Sept. 29	Maryville	Knoxville	W	41-0
Oct. 6	Centre	Knoxville	W	41-7
Oct. 13	Mississippi	Knoxville	W	13-12
Oct. 20	Alabama	Tuscaloosa	W	15-13
Oct. 27	Wash. & Lee (HC)	Knoxville	W	26-7
Nov. 3	Carson-Newman	Knoxville	W	57-0
Nov. 10	Sewanee	Knoxville	W	37-0
Nov. 17	Vanderbilt	Nashville	W	6-0
Nov. 29	Kentucky	Knoxville	T	0-0
Dec. 8	Florida	Knoxville	W	13-12

249-51

1929 9-0-1

Date	Opponent	Site	Result	Score
Sept. 28	Centre	Knoxville	W	40-6
Oct. 5	Chattanooga	Chattanooga	W	20-0
Oct. 12	Mississippi	Knoxville	W	52-7
Oct. 19	Alabama (HC)	Knoxville	W	6-0
Oct. 26	Washington & Lee	Roanoke	W	39-0
Nov. 2	Auburn	Knoxville	W	27-0
Nov. 9	Carson-Newman	Knoxville	W	73-0
Nov. 16	Vanderbilt	Knoxville	W	13-0
Nov. 28	Kentucky	Lexington	T	6-6
Dec. 7	South Carolina	Knoxville	W	54-0

330-19

1930 9-1

Date	Opponent	Site	Result	Score
Sept. 27	Maryville	Knoxville	W	54-0
Oct. 4	Centre	Knoxville	W	18-0
Oct. 11	Mississippi	Knoxville	W	27-0
Oct. 18	Alabama	Tuscaloosa	L	6-18
Oct. 25	North Carolina (HC)	Knoxville	W	9-7
Nov. 1	Clemson	Knoxville	W	27-0
Nov. 8	Carson-Newman	Knoxville	W	34-0
Nov. 15	Vanderbilt	Nashville	W	13-0
Nov. 27	Kentucky	Knoxville	W	8-0
Dec. 6	Florida	Jacksonville	W	13-6

209-31

1931 9-0-1

Date	Opponent	Site	Result	Score
Sept. 26	Maryville	Knoxville	W	33-0
Oct. 3	Clemson	Knoxville	W	44-0
Oct. 10	Mississippi	Knoxville	W	38-0
Oct. 17	Alabama (HC)	Knoxville	W	25-0
Oct. 24	North Carolina	Chapel Hill	W	7-0
Oct. 31	Duke	Knoxville	W	25-2
Nov. 7	Carson-Newman	Knoxville	W	31-0
Nov. 14	Vanderbilt	Knoxville	W	21-7
Nov. 26	Kentucky	Lexington	T	6-6

New York Charity Game

Dec. 5	New York University	New York	W	13-0
--------	---------------------	----------	---	------

243-15

1932 9-0-1

SOUTHERN CONF. CHAMPIONS

Date	Opponent	Site	Result	Score
Sept. 24	Chattanooga	Chattanooga	W	13-0
Oct. 1	Mississippi	Knoxville	W	33-0
Oct. 8	North Carolina	Knoxville	W	20-7
Oct. 15	Alabama	Birmingham	W	7-3
Oct. 22	Maryville	Knoxville	W	60-0
Oct. 29	Duke (HC)	Knoxville	W	16-13
Nov. 5	Mississippi A&M	Knoxville	W	31-0
Nov. 12	Vanderbilt	Nashville	T	0-0
Nov. 24	Kentucky	Knoxville	W	26-0
Dec. 3	Florida	Jacksonville	W	32-13

238-36

SOUTHEASTERN CONFERENCE (1933-PRESENT)

1933 7-3 • 5-2 SEC

Date	Opponent	Site	Result	Score
Sept. 30	Virginia Tech	Knoxville	W	27-0
Oct. 7	Mississippi State	Knoxville	W	20-0
Oct. 14	Duke	Durham	L	2-10
Oct. 21	Alabama (HC)	Knoxville	L	6-12
Oct. 28	Florida	Knoxville	W	13-6
Nov. 4	Geo. Washington	Washington, D.C.	W	13-0
Nov. 11	Mississippi	Knoxville	W	35-6
Nov. 18	Vanderbilt	Knoxville	W	33-6
Nov. 30	Kentucky	Lexington	W	27-0
Dec. 9	LSU	Baton Rouge	L	0-7

SEC Finish: 4th

176-47

UTSPORTS.COM // @VOL_FOOTBALL

1934 8-2 • 5-1 SEC

Date	Opponent	Site	Result	Score
Sept. 29	Centre	Knoxville	W	32-0
Oct. 5	North Carolina	Chapel Hill	W	19-7
Oct. 13	Mississippi	Knoxville	W	27-0
Oct. 20	Alabama	Birmingham	L	6-13
Oct. 27	Duke (HC)	Knoxville	W	14-6
Nov. 3	Fordham	New York	L	12-13
Nov. 10	Mississippi State	Knoxville	W	14-0
Nov. 17	Vanderbilt	Nashville	W	13-6
Nov. 29	Kentucky	Knoxville	W	19-0
Dec. 8	LSU	Knoxville	W	19-13

SEC Finish: 3rd

175-58



W.H. BRITTON

1935

An end coach and scout on Neyland's staff since 1926, he was elevated to head coach for one season while Neyland was called to active duty in the Panama Canal Zone. Upon Neyland's return he continued his duties as end coach and scout until 1947.

Coaching record: 4-5-0.

1935 4-5 • 2-3 SEC

Date	Opponent	Site	Result	Score
Sept. 28	Southwestern	Knoxville	W	20-0
Oct. 5	North Carolina	Knoxville	L	13-38
Oct. 12	Auburn	Birmingham	W	13-6
Oct. 19	Alabama (HC)	Knoxville	L	0-25
Oct. 26	Centre	Knoxville	W	25-14
Nov. 2	Duke	Durham	L	6-19
Nov. 9	Mississippi	Memphis	W	14-13
Nov. 16	Vanderbilt	Knoxville	L	7-13
Nov. 28	Kentucky	Lexington	L	0-27

SEC Finish: T-9th

98-155



R.R. NEYLAND

1936-40

Upon his return from active Army duty, Major Neyland quickly began to rebuild the team with solid freshmen units in 1936-37 which produced undefeated teams in 1938, 1939, and 1940. The 1939 team is the last team in NCAA history to be unscored upon in regular season play. His teams compiled a 22-game winning streak.

Coaching record: 43-7-3.

1936 6-2-2 • 3-1-2 SEC

Date	Opponent	Site	AP Rank		Result	Score
			TV	UT/Opp		
Sept. 26	Chattanooga	Knoxville			W	13-0
Oct. 3	North Carolina	Chapel Hill			L	6-14
Oct. 10	Auburn	Knoxville			L	0-6
Oct. 17	Alabama	Birmingham			T	0-0
Oct. 24	Duke (HC)	Knoxville		--/2	W	15-13
Oct. 31	Georgia	Athens			W	46-0
Nov. 7	Maryville	Knoxville			W	34-0
Nov. 14	Vanderbilt	Nashville			W	26-13
Nov. 26	Kentucky	Knoxville		17/--	W	7-6
Dec. 5	Mississippi	Memphis		17/--	T	0-0

SEC Finish: 4th • 17th AP

147-52

1937 6-3-1 • 4-3 SEC

Date	Opponent	Site	AP Rank		Result	Score
			TV	UT/Opp		
Sept. 25	Wake Forest	Knoxville			W	32-0
Oct. 2	Virginia Tech	Knoxville			W	27-0
Oct. 9	Duke	Durham			T	0-0
Oct. 16	Alabama	Knoxville			L	7-14

2015 TENNESSEE FOOTBALL MEDIA GUIDE

Oct. 23	Sewanee	Knoxville			W	32-0
Oct. 30	Georgia	Knoxville			W	32-0
Nov. 6	Auburn	Birmingham	7/--		L	7-20
Nov. 13	Vanderbilt (HC)	Knoxville			L	7-13
Nov. 25	Kentucky	Lexington			W	13-0
Dec. 4	Mississippi	Memphis			W	32-0

SEC Finish: 7th

189-47

1938 11-0 • 7-0 SEC

NATIONAL CHAMPIONS

DUNKEL, LITKENHOUS, BOAND, HOULGATE, POLING

SEC CHAMPIONS

Date	Opponent	Site	AP Rank		Result	Score
			TV	UT/Opp		
Sept. 24	Sewanee	Knoxville			W	26-3
Oct. 1	Clemson	Knoxville			W	20-7
Oct. 8	Auburn	Knoxville			W	7-0
Oct. 15	Alabama	Birmingham			W	13-0
Oct. 22	The Citadel	Knoxville		8/--	W	44-0
Oct. 29	LSU (HC)	Knoxville		8/--	W	14-6
Nov. 5	Chattanooga	Knoxville		6/--	W	45-0
Nov. 12	Vanderbilt	Nashville		4/--	W	14-0
Nov. 24	Kentucky	Knoxville		4/--	W	46-0
Dec. 3	Mississippi	Memphis		4/--	W	47-0

Orange Bowl

Jan. 2	Oklahoma	Miami	2/4		W	17-0
--------	----------	-------	-----	--	---	------

SEC Finish: 1st • 2nd AP

293-16

1939 10-1 • 6-0 SEC

SEC CHAMPIONS

Date	Opponent	Site	AP Rank		Result	Score
			TV	UT/Opp		
Sept. 29	NC State	Raleigh			W	13-0
Oct. 7	Sewanee	Knoxville			W	40-0
Oct. 14	Chattanooga	Chattanooga			W	28-0
Oct. 21	Alabama (HC)	Knoxville		5/8	W	21-0
Oct. 28	Mercer	Knoxville		1/--	W	17-0
Nov. 4	LSU	Baton Rouge		1/18	W	20-0
Nov. 11	The Citadel	Knoxville		1/--	W	34-0
Nov. 18	Vanderbilt	Knoxville		1/--	W	13-0
Nov. 30	Kentucky	Lexington		4/--	W	19-0
Dec. 9	Auburn	Knoxville		2/--	W	7-0

Rose Bowl

Jan. 1	Southern Cal	Pasadena	2/3		L	0-14
--------	--------------	----------	-----	--	---	------

SEC Finish: T-1st • 2nd AP

212-14

1940 10-1 • 5-0 SEC

NATIONAL CHAMPIONS

DUNKEL, WILLIAMSON

SEC CHAMPIONS

Date	Opponent	Site	AP Rank		Result	Score
			TV	UT/Opp		
Sept. 28	Mercer	Knoxville			W	49-0
Oct. 5	Duke	Knoxville			W	13-0
Oct. 12	Chattanooga	Knoxville			W	53-0
Oct. 19	Alabama	Birmingham		5/--	W	27-12
Oct. 26	Florida	Knoxville		5/--	W	14-0
Nov. 2	LSU	Knoxville		7/--	W	28-0
Nov. 9	Southwestern	Memphis		5/--	W	41-0
Nov. 16	Virginia	Knoxville		5/--	W	41-14
Nov. 23	Kentucky (HC)	Knoxville		6/--	W	33-0
Nov. 30	Vanderbilt	Nashville		6/--	W	20-0

Sugar Bowl

Jan. 1	Boston College	New Orleans	4/5		L	13-19
--------	----------------	-------------	-----	--	---	-------

SEC Finish: 1st • 4th AP

332-45



JOHN BARNHILL

1941-45

When war again interrupted Neyland's coaching career, Barnhill, a former Vol and coach under Neyland, was named as head coach. He compiled an outstanding record and upon Neyland's return in 1946 he accepted the head coaching job at Arkansas where he also served as athletic director.

Coaching record: 32-5-2.

1941 8-2 • 3-1 SEC

Date	Opponent	Site	AP Rank			Score
			TV	UT/Opp	Result	
Sept. 20	Furman	Knoxville			W	32-6
Oct. 4	Duke	Durham			L	0-19
Oct. 11	Dayton	Knoxville			W	26-0
Oct. 18	Alabama	Knoxville			L	2-9
Oct. 25	Cincinnati	Knoxville			W	21-6
Nov. 1	LSU	Baton Rouge			W	13-6
Nov. 8	Howard	Knoxville			W	28-6
Nov. 15	Boston College	Chestnut Hill		--/18	W	14-7
Nov. 22	Kentucky	Lexington			W	20-7
Nov. 29	Vanderbilt (HC)	Knoxville		--/12	W	26-7

SEC Finish: 2nd • 18th AP 182-73

1942 9-1-1 • 4-1 SEC

Date	Opponent	Site	AP Rank			Score
			TV	UT/Opp	Result	
Sept. 26	South Carolina	Columbia			T	0-0
Oct. 3	Fordham	Knoxville			W	40-14
Oct. 10	Dayton	Knoxville			W	34-6
Oct. 17	Alabama	Birmingham		15t/4	L	0-8
Oct. 24	Furman	Knoxville		17t/--	W	52-7
Oct. 31	LSU	Knoxville		20/19	W	26-0
Nov. 7	Cincinnati	Knoxville		13/--	W	34-12
Nov. 14	Mississippi	Memphis		11/--	W	14-0
Nov. 21	Kentucky (HC)	Knoxville		11/--	W	26-0
Nov. 28	Vanderbilt	Nashville		10/--	W	19-7

Sugar Bowl

Jan. 1 Tulsa New Orleans 7/4 W 14-7

SEC Finish: T-2nd • 7th AP 259-61

1943 // NO TEAM, WORLD WAR II

1944 7-1-1 • 5-0-1 SEC

Date	Opponent	Site	AP Rank			Score
			TV	UT/Opp	Result	
Sept. 30	Kentucky	Knoxville			W	26-13
Oct. 7	Mississippi	Memphis			W	20-7
Oct. 14	Florida	Knoxville		15/--	W	40-0
Oct. 21	Alabama	Knoxville		17/--	T	0-0
Oct. 28	Clemson	Knoxville		19t/--	W	26-7
Nov. 4	*LSU N	Baton Rouge		16/--	W	13-0
Nov. 18	Temple (HC)	Knoxville		17/--	W	27-14
Nov. 25	Kentucky	Lexington		15/--	W	21-7

Rose Bowl

Jan. 1 Southern Cal Pasadena 12/7 L 0-25

SEC Finish: 2nd • 12th AP 173-73

*Tennessee's first night game

1945 8-1 • 3-1 SEC

Date	Opponent	Site	AP Rank			Score
			TV	UT/Opp	Result	
Sept. 29	Wake Forest	Knoxville			W	7-6
Oct. 6	William & Mary	Knoxville			W	48-13
Oct. 13	Chattanooga	Knoxville		18/--	W	30-0
Oct. 20	Alabama	Birmingham		--/6	L	7-25
Oct. 27	Villanova	Knoxville			W	33-2
Nov. 3	North Carolina	Knoxville			W	20-6
Nov. 10	Mississippi	Memphis			W	34-0
Nov. 24	Kentucky	Lexington		14/--	W	14-0
Dec. 1	Vanderbilt (HC)	Knoxville		17/--	W	45-0

SEC Finish: 2nd • 14th AP 238-52



R.R. NEYLAND

1946-52

General Neyland's retirement from the military enabled him to devote full time to build one of the best programs in the country. He led the national title team in 1951 and took the Vols to three straight major bowl games. Poor health in 1952 forced his retirement to athletic director, a position he held until his death in 1962. His record for this period was 54-17-4.

Coaching record: 173-31-12.

1946 9-2 • 5-0 SEC

SEC CHAMPIONS

Date	Opponent	Site	AP Rank			Score
			TV	UT/Opp	Result	
Sept. 28	Georgia Tech	Knoxville			W	13-9
Oct. 5	Duke	Durham			W	12-7
Oct. 12	Chattanooga	Knoxville		8t/--	W	47-7
Oct. 19	Alabama (HC)	Knoxville		9/7	W	12-0
Oct. 26	Wake Forest	Knoxville		4/--	L	6-19
Nov. 2	North Carolina	Knoxville		10/9	W	20-14
Nov. 9	Mississippi	Memphis		7/--	W	18-14
Nov. 16	Boston College	Chestnut Hill		8/--	W	33-13
Nov. 23	Kentucky	Knoxville		7/--	W	7-0
Nov. 30	Vanderbilt	Nashville		8/--	W	7-6

Orange Bowl

Jan. 1 Rice Miami 7/10 L 0-8

SEC Finish: T-1st • 7th AP 175-97

1947 5-5 • 2-3 SEC

Date	Opponent	Site	AP Rank			Score
			TV	UT/Opp	Result	
Sept. 27	Georgia Tech	Atlanta			L	0-27
Oct. 4	Duke (HC)	Knoxville			L	7-19
Oct. 11	Chattanooga	Knoxville			W	26-7
Oct. 18	Alabama	Birmingham			L	0-10
Oct. 25	Tennessee Tech	Knoxville			W	49-0
Nov. 1	North Carolina	Chapel Hill			L	6-20
Nov. 8	Mississippi	Memphis			L	13-43
Nov. 15	Boston College	Knoxville			W	38-13
Nov. 22	Kentucky	Lexington			W	13-6
Nov. 29	Vanderbilt	Knoxville			W	12-7

SEC Finish: T-9th 164-152

1948 4-4-2 • 2-3-1 SEC

Date	Opponent	Site	AP Rank			Score
			TV	UT/Opp	Result	
Sept. 25	Mississippi State	Knoxville			L	6-21
Oct. 2	Duke	Durham			T	7-7
Oct. 9	Chattanooga	Knoxville		20/--	W	26-0
Oct. 16	Alabama (HC)	Knoxville			W	21-6
Oct. 23	Tennessee Tech	Knoxville			W	41-0
Oct. 30	North Carolina	Knoxville		--/3	L	7-14
Nov. 6	Georgia Tech	Atlanta		--/6	W	13-6
Nov. 13	Mississippi	Memphis		18/--	L	13-16
Nov. 20	Kentucky	Knoxville			T	0-0
Nov. 27	Vanderbilt	Nashville		--/15	L	6-28

SEC Finish: 8th 140-98

1949 7-2-1 • 4-1-1 SEC

Date	Opponent	Site	AP Rank			Score
			TV	UT/Opp	Result	
Sept. 24	Mississippi State	Knoxville			W	10-0
Oct. 1	Duke	Knoxville			L	7-21
Oct. 8	Chattanooga	Knoxville			W	39-7
Oct. 15	Alabama	Birmingham			T	7-7
Oct. 22	Tennessee Tech	Knoxville			W	36-6
Oct. 29	North Carolina	Chapel Hill		--/13	W	35-6
Nov. 5	Ga. Tech (HC)	Knoxville		14/--	L	13-30

Date	Opponent	Site	AP Rank			Score
			TV	UT/Opp	Result	
Nov. 12	Mississippi	Memphis			W	35-7
Nov. 19	Kentucky	Lexington		--/11	W	6-0
Nov. 26	Vanderbilt	Knoxville		18/--	W	26-20

SEC Finish: 3rd • 17th AP **214-104**

1950 11-1 • 4-1 SEC

NATIONAL CHAMPIONS DUNKEL

Date	Opponent	Site	AP Rank			Score
			TV	UT/Opp	Result	
Sept. 23	Miss. Southern	Knoxville		4/--	W	56-0
Sept. 30	Mississippi State	Starkville		4/--	L	0-7
Oct. 7	Duke	Durham		--/14	W	28-7
Oct. 14	Chattanooga	Knoxville		14/--	W	41-0
Oct. 21	Alabama	Knoxville		18/--	W	14-9
Oct. 28	Wash. & Lee	Knoxville		8/--	W	27-20
Nov. 4	N. Carolina (HC)	Knoxville		11/--	W	16-0
Nov. 11	Tennessee Tech	Knoxville		11/--	W	48-14
Nov. 18	Mississippi	Knoxville		9/--	W	35-0
Nov. 25	Kentucky	Knoxville		9/3	W	7-0
Dec. 2	Vanderbilt	Nashville		4/--	W	43-0

Cotton Bowl

Jan. 1	Texas	Dallas		4/3	W	20-14
--------	-------	--------	--	-----	---	-------

SEC Finish: 2nd • 4th AP **335-71**

1951 10-1 • 5-0 SEC

NATIONAL CHAMPIONS CONSENSUS

SEC CHAMPIONS

Date	Opponent	Site	AP Rank			Score
			TV	UT/Opp	Result	
Sept. 29	Mississippi State	Knoxville		1/--	W	14-0
Oct. 6	Duke	Knoxville		3/16	W	26-0
Oct. 13	Chattanooga	Knoxville		3/--	W	42-13
Oct. 20	Alabama	Birmingham	*CBS	2/--	W	27-13
Oct. 27	Tennessee Tech	Knoxville		1/--	W	68-0
Nov. 3	North Carolina	Chapel Hill		1/--	W	27-0
Nov. 10	Wash. & Lee	Knoxville		1/--	W	60-14
Nov. 17	Mississippi	Oxford		2/--	W	46-21
Nov. 24	Kentucky	Lexington		1/9	W	28-0
Dec. 1	Vanderbilt (HC)	Knoxville		1/--	W	35-27

Sugar Bowl

Jan. 1	Maryland	New Orleans		1/3	L	13-28
--------	----------	-------------	--	-----	---	-------

SEC Finish: T-1st • 1st AP **386-116**

*First Tennessee game televised (Local Birmingham CBS affiliate)

1952 8-2-1 • 5-0-1 SEC

Date	Opponent	Site	AP Rank			Score
			TV	UT/Opp	Result	
Sept. 27	Mississippi State	Memphis		6/--	W	14-7
Oct. 4	Duke	Durham		11/10	L	0-7
Oct. 11	Chattanooga	Knoxville			W	26-6
Oct. 18	Alabama	Knoxville		--/18	W	20-0
Oct. 25	Wofford	Knoxville		13/--	W	50-0
Nov. 1	North Carolina	Knoxville		12/--	W	41-14
Nov. 8	LSU	Baton Rouge		8/--	W	22-3
Nov. 15	Florida (HC)	Knoxville		7/18	W	26-12
Nov. 22	Kentucky	Knoxville		7/--	T	14-14
Nov. 29	Vanderbilt	Nashville		9/--	W	46-0

Cotton Bowl

Jan. 1	Texas	Dallas	NBC	8/10	L	0-16
--------	-------	--------	-----	------	---	------

SEC Finish: 2nd • 8th AP **259-79**



HARVEY ROBINSON

1953-54

A tailback on Neyland's teams of the early 1930s and a member of Neyland's staff from 1946, he accepted the head coaching job for two years following the General's retirement. He went to Florida as an assistant coach and returned to UT in 1960 as a member of Wyatt's staff.

Coaching record: 10-10-1.

1953 6-4-1 • 3-2-1 SEC

Date	Opponent	Site	AP Rank			Score
			TV	UT/Opp	Result	
Sept. 26	Mississippi State	Knoxville		17/--	L	0-26
Oct. 3	Duke	Knoxville			L	7-21
Oct. 10	Chattanooga	Knoxville			W	40-7
Oct. 17	Alabama	Birmingham	NBC		T	0-0
Oct. 24	Louisville	Knoxville			W	59-6
Oct. 31	North Carolina	Chapel Hill			W	20-6
Nov. 7	LSU (HC)	Knoxville			W	32-14
Nov. 14	Florida	Gainesville		18/--	W	9-7
Nov. 21	Kentucky	Lexington		--/13	L	21-27
Nov. 28	Vanderbilt	Knoxville			W	33-6
Dec. 5	Houston	Houston			L	19-33

SEC Finish: 7th **240-153**

1954 4-6 • 1-5 SEC

Date	Opponent	Site	AP Rank			Score
			TV	UT/Opp	Result	
Sept. 25	Mississippi State	Memphis			W	19-7
Oct. 2	Duke	Durham		--/7	L	6-7
Oct. 9	Chattanooga	Knoxville			W	20-14
Oct. 16	Alabama	Knoxville			L	0-27
Oct. 23	Dayton	Knoxville			W	14-7
Oct. 30	North Carolina	Knoxville			W	26-20
Nov. 6	Georgia Tech	Atlanta			L	7-28
Nov. 13	Florida (HC)	Knoxville			L	0-14
Nov. 20	Kentucky	Knoxville			L	13-14
Nov. 27	Vanderbilt	Nashville			L	0-26

SEC Finish: T-11th **105-164**



BOWDEN WYATT

1955-62

A legendary player at Tennessee, he returned as head coach after winning championships at Wyoming and Arkansas. In his second season with the Vols, he was voted national coach of the year in recognition for guiding the Orange to the SEC championship. He remained as coach for eight years.

Coaching record: 49-29-4.

1955 6-3-1 • 3-2-1 SEC

Date	Opponent	Site	AP Rank			Score
			TV	UT/Opp	Result	
Sept. 24	Mississippi State	Knoxville			L	7-13
Oct. 1	Duke	Knoxville		--/16	L	0-21
Oct. 8	Chattanooga	Knoxville			W	13-0
Oct. 15	Alabama	Birmingham			W	20-0
Oct. 22	Dayton	Knoxville			W	53-7
Oct. 29	North Carolina	Chapel Hill			W	48-7
Nov. 5	Ga. Tech (HC)	Knoxville		--/8	T	7-7
Nov. 12	Florida	Gainesville			W	20-0
Nov. 19	Kentucky	Lexington		17/--	L	0-23
Nov. 26	Vanderbilt	Knoxville		--/19	W	20-14

SEC Finish: 4th **188-92**

1956 10-1 • 6-0 SEC

SEC CHAMPIONS

Date	Opponent	Site	AP Rank			
			TV	UT/Opp	Result	Score
Sept. 29	Auburn	Birmingham			W	35-7
Oct. 6	Duke	Durham		9/--	W	33-20
Oct. 13	Chattanooga	Knoxville		6/--	W	42-20
Oct. 20	Alabama	Knoxville		7/--	W	24-0
Oct. 27	Maryland	Knoxville		4/--	W	34-7
Nov. 3	North Carolina (HC)	Knoxville		3/--	W	20-0
Nov. 10	Georgia Tech	Atlanta		3/2	W	6-0
Nov. 17	Mississippi	Knoxville		1/19	W	27-7
Nov. 24	Kentucky	Knoxville		2/--	W	20-7
Dec. 1	Vanderbilt	Nashville		2/--	W	27-7

Sugar Bowl

Jan. 1	Baylor	New Orleans	ABC	2/13	L	7-13
--------	--------	-------------	-----	------	---	------

SEC Finish: 1st • 2nd AP 275-88

1957 8-3 • 4-3 SEC

Date	Opponent	Site	AP Rank			
			TV	UT/Opp	Result	Score
Sept. 28	Auburn	Knoxville		8/--	L	0-7
Oct. 5	Mississippi State	Knoxville			W	14-9
Oct. 12	Chattanooga	Knoxville		19/--	W	28-13
Oct. 19	Alabama	Birmingham			W	14-0
Oct. 26	Maryland	College Park			W	16-0
Nov. 2	North Carolina	Chapel Hill		17/--	W	35-0
Nov. 9	Ga. Tech (HC)	Knoxville		9/18	W	21-6
Nov. 16	Mississippi	Memphis		7/8	L	7-14
Nov. 23	Kentucky	Lexington		12/--	L	6-20
Nov. 30	Vanderbilt	Knoxville		18/--	W	20-6

Gator Bowl

Dec. 28	Texas A&M	Jacksonville	CBS	13/9	W	3-0
---------	-----------	--------------	-----	------	---	-----

SEC Finish: 5th • 13th AP 164-75

1958 4-6 • 4-3 SEC

Date	Opponent	Site	AP Rank			
			TV	UT/Opp	Result	Score
Sept. 27	Auburn	Birmingham	NBC	--/3	L	0-13
Oct. 4	Mississippi State	Memphis		--/11	W	13-8
Oct. 11	Georgia Tech	Atlanta			L	7-21
Oct. 18	Alabama	Knoxville			W	14-7
Oct. 25	Florida State	Knoxville			L	0-10
Nov. 1	North Carolina	Knoxville		--/17	L	7-21
Nov. 8	Chattanooga	Knoxville			L	6-14
Nov. 15	Mississippi (HC)	Knoxville		--/7	W	18-16
Nov. 22	Kentucky	Knoxville			L	2-6
Nov. 29	Vanderbilt	Nashville		--/15	W	10-6

SEC Finish: 5th 77-122

1959 5-4-1 • 3-4-1 SEC

Date	Opponent	Site	AP Rank			
			TV	UT/Opp	Result	Score
Sept. 26	Auburn	Knoxville		--/3	W	3-0
Oct. 3	Mississippi State	Knoxville		9/--	W	22-6
Oct. 10	Georgia Tech	Knoxville		8/3	L	7-14
Oct. 17	Alabama	Birmingham		14/--	T	7-7
Oct. 24	Chattanooga	Knoxville			W	23-0
Oct. 31	North Carolina	Chapel Hill		20/--	W	29-7
Nov. 7	LSU (HC)	Knoxville		13/1	W	14-13
Nov. 14	Mississippi	Memphis		9/--	L	7-37
Nov. 21	Kentucky	Lexington		20/--	L	0-20
Nov. 28	Vanderbilt	Knoxville			L	0-14

SEC Finish: 8th 112-118

1960 6-2-2 • 3-2-2 SEC

Date	Opponent	Site	AP Rank			
			TV	UT/Opp	Result	Score
Sept. 24	Auburn	Birmingham			W	10-3
Oct. 1	Mississippi State	Memphis		11/--	T	0-0
Oct. 8	Tampa	Knoxville			W	62-7
Oct. 15	Alabama	Knoxville		--/15	W	20-7
Oct. 22	Chattanooga	Knoxville		12/--	W	35-0
Oct. 29	North Carolina	Knoxville		11/--	W	27-14
Nov. 5	Georgia Tech	Atlanta		8/--	L	7-14
Nov. 12	Mississippi (HC)	Knoxville		14/4	L	3-24

Date	Opponent	Site	AP Rank			
			TV	UT/Opp	Result	Score
Nov. 19	Kentucky	Knoxville			T	10-10
Nov. 26	Vanderbilt	Nashville			W	35-0

SEC Finish: T-5th 209-79

1961 6-4 • 4-3 SEC

Date	Opponent	Site	AP Rank			
			TV	UT/Opp	Result	Score
Sept. 30	Auburn	Knoxville			L	21-24
Oct. 7	Miss. State (HC)	Knoxville			W	17-3
Oct. 14	Tulsa	Knoxville			W	52-6
Oct. 21	Alabama	Birmingham	ABC	--/5	L	3-34
Oct. 28	Chattanooga	Knoxville			W	20-7
Nov. 4	North Carolina	Chapel Hill			L	21-22
Nov. 11	Georgia Tech	Knoxville		--/9	W	10-6
Nov. 18	Mississippi	Memphis		--/6	L	10-24
Nov. 25	Kentucky	Lexington			W	26-16
Dec. 2	Vanderbilt	Knoxville			W	41-7

SEC Finish: T-4th 221-149

1962 4-6 • 2-6 SEC

Date	Opponent	Site	AP Rank			
			TV	UT/Opp	Result	Score
Sept. 29	Auburn	Birmingham			L	21-22
Oct. 6	Miss. State	Memphis			L	6-7
Oct. 13	Georgia Tech	Atlanta			L	0-17
Oct. 20	Alabama	Knoxville	CBS	--/2	L	7-27
Oct. 27	Chattanooga	Knoxville			W	48-14
Nov. 3	Wake Forest	Knoxville			W	23-0
Nov. 10	Tulane	Knoxville			W	28-16
Nov. 17	Mississippi (HC)	Knoxville		--/3	L	6-19
Dec. 1	Vanderbilt	Nashville			W	30-0

SEC Finish: 10th 179-134



JIM McDONALD

1963

After serving since 1955 as an assistant to Bowden Wyatt, this one-time Ohio State football and basketball star was elevated to the head coach position in the summer of 1963 and served for one season. He then remained on the athletic staff as assistant athletic director.

Coaching record: 5-5.

1963 5-5 • 3-5 SEC

Date	Opponent	Site	AP Rank			
			TV	UT/Opp	Result	Score
Sept. 21	Richmond	Knoxville			W	34-6
Sept. 28	Auburn	Knoxville			L	19-23
Oct. 5	Mississippi State	Knoxville			L	0-7
Oct. 12	Georgia Tech (HC)	Knoxville			L	7-23
Oct. 19	Alabama	Birmingham		--/9	L	0-35
Oct. 26	Chattanooga	Knoxville			W	49-7
Nov. 9	Tulane	New Orleans			W	26-0
Nov. 16	Mississippi	Memphis		--/3	L	0-20
Nov. 23	Kentucky	Lexington			W	19-0
Nov. 30	Vanderbilt	Knoxville			W	14-0

SEC Finish: 8th 168-121



DOUG DICKEY

1964-69

He was hired off the staff of Arkansas to head up the job of rebuilding Tennessee's football fortunes and succeeded in leading the Vols to SEC championships in 1967 and 1969. The former Florida quarterback returned to his alma mater as head coach following the 1969 season.

Coaching record: 46-15-4.

1964 4-5-1 • 1-5-1 SEC

Date	Opponent	Site	AP Rank			Score
			TV	UT/Opp	Result	
Sept. 19	Chattanooga	Knoxville			W	10-6
Sept. 26	Auburn	Birmingham		--/8	L	0-3
Oct. 3	Mississippi State N	Memphis			W	14-13
Oct. 10	Boston College	Knoxville			W	16-14
Oct. 17	Alabama	Knoxville		--/3	L	8-19
Oct. 24	LSU	Baton Rouge	NBC	--/7	T	3-3
Nov. 7	Georgia Tech	Atlanta		--/7	W	22-14
Nov. 14	Mississippi (HC)	Knoxville			L	0-30
Nov. 21	Kentucky	Knoxville			L	7-12
Nov. 28	Vanderbilt	Nashville			L	0-7

SEC Finish: 10th 80-121

1965 8-1-2 • 3-1-2 SEC

Date	Opponent	Site	AP Rank			Score
			TV	UT/Opp	Result	
Sept. 18	Army	Knoxville			W	21-0
Sept. 25	Auburn	Knoxville			W	13-13
Oct. 9	South Carolina (HC)	Knoxville			W	24-3
Oct. 16	Alabama	Birmingham			T	7-7
Oct. 23	Houston	Knoxville			W	17-8
Nov. 6	Georgia Tech	Knoxville		--/7	W	21-7
Nov. 13	Mississippi	Memphis	NBC	8/--	L	13-14
Nov. 20	Kentucky	Lexington			W	19-3
Nov. 27	Vanderbilt	Knoxville		9/--	W	21-3
Dec. 4	UCLA	Memphis		7/5	W	37-34

Bluebonnet Bowl

Dec. 18	Tulsa	Houston	NBC	7/--	W	27-6
---------	-------	---------	-----	------	---	------

SEC Finish: T-3rd • 10th AP 220-98

1966 8-3 • 4-2 SEC

Date	Opponent	Site	AP Rank			Score
			TV	UT/Opp	Result	
Sept. 24	Auburn	Birmingham			W	28-0
Oct. 1	Rice	Knoxville		10/--	W	23-3
Oct. 8	Georgia Tech	Atlanta	ABC	8/9	L	3-6
Oct. 15	Alabama	Knoxville		--/3	L	10-11
Oct. 22	South Carolina	Knoxville			W	29-17
Oct. 29	Army	Memphis			W	38-7
Nov. 5	Chattanooga	Knoxville		10/--	W	28-10
Nov. 12	Mississippi (HC)	Knoxville		10/--	L	7-14
Nov. 19	Kentucky	Knoxville	ABC		W	28-19
Nov. 26	Vanderbilt	Nashville			W	28-0

Gator Bowl

Dec. 31	Syracuse	Jacksonville	ABC		W	18-12
---------	----------	--------------	-----	--	---	-------

SEC Finish: 5th 240-99

1967 9-2 • 6-0 SEC

NATIONAL CHAMPIONS

LITKENHOUS

SEC CHAMPIONS

Date	Opponent	Site	AP Rank			Score
			TV	UT/Opp	Result	
Sept. 16	UCLA N	Los Angeles		9/8	L	16-20
Sept. 30	Auburn	Knoxville			W	27-13
Oct. 14	Georgia Tech	Knoxville	ABC		W	24-13
Oct. 21	Alabama	Birmingham		7/6	W	24-13
Oct. 28	LSU	Knoxville		4/--	W	17-14
Nov. 4	Tampa	Tampa		3/--	W	38-0
Nov. 11	Tulane (HC)	Knoxville		2/--	W	35-14
Nov. 18	Mississippi	Memphis		2/--	W	20-7
Nov. 25	Kentucky	Lexington		2/--	W	17-7
Dec. 2	Vanderbilt	Knoxville		2/--	W	41-14

Orange Bowl

Jan. 1	Oklahoma N	Miami	NBC	2/3	L	24-26
--------	------------	-------	-----	-----	---	-------

SEC Finish: 1st • 2nd AP 283-141

1968 8-2-1 • 4-1-1 SEC

Date	Opponent	Site	AP Rank			Score
			TV	UT/Opp	Result	
Sept. 14	*Georgia	Knoxville	ABC	9/--	T	17-17
Sept. 28	Memphis St.	Knoxville		16/--	W	24-17
Oct. 5	Rice N	Houston		15/--	W	52-0

Oct. 12	Georgia Tech	Atlanta		10/--	W	24-7
Oct. 19	Alabama	Knoxville	ABC	8/--	W	10-9
Nov. 2	UCLA (HC)	Knoxville		5/--	W	42-18
Nov. 9	Auburn N	Birmingham		5/--	L	14-28
Nov. 16	Mississippi	Knoxville		11/--	W	31-0
Nov. 23	Kentucky	Knoxville		8/--	W	24-7
Nov. 30	Vanderbilt	Nashville		7/--	W	10-7

Cotton Bowl

Jan. 1	Texas	Dallas	CBS	8/5	L	13-36
--------	-------	--------	-----	-----	---	-------

SEC Finish: 2nd • 13th AP 261-146

**First game played on Tartan Turf in Neyland Stadium*

1969 9-2 • 5-1 SEC

SEC CHAMPIONS

Date	Opponent	Site	AP Rank			Result	Score
			TV	UT/Opp	Result		
Sept. 20	*TN-Chattanooga	Knoxville		15/--	W	31-0	
Sept. 27	Auburn	Knoxville	ABC	19/17	W	45-19	
Oct. 4	Memphis State N	Memphis		10/--	W	55-16	
Oct. 11	Georgia Tech	Knoxville		10/--	W	26-8	
Oct. 18	Alabama	Birmingham		7/20	W	41-14	
Nov. 1	Georgia	Athens		3/11	W	17-3	
Nov. 8	South Carolina (HC)	Knoxville		3/--	W	29-14	
Nov. 15	Mississippi	Jackson		3/18	L	0-38	
Nov. 22	Kentucky	Lexington		9/--	W	31-26	
Nov. 29	Vanderbilt	Knoxville		10/--	W	40-27	

Gator Bowl

Dec. 27	Florida	Jacksonville	NBC	11/14	L	13-14
---------	---------	--------------	-----	-------	---	-------

SEC Finish: 1st • 15th AP 328-179



BILL BATTLE

1970-76

The youngest head coach in the nation when he took over the Vol reins at age 28. Battle molded three teams that ranked in the top 10 nationally and took the Vols to five straight bowls.

Coaching record: 59-22-2.

1970 11-1 • 4-1 SEC

Date	Opponent	Site	AP Rank			Result	Score
			TV	UT/Opp	Result		
Sept. 19	SMU	Knoxville			W	28-3	
Sept. 26	Auburn	Birmingham		17/--	L	23-36	
Oct. 3	Army	Knoxville			W	48-3	
Oct. 10	Georgia Tech	Atlanta		20/13	W	17-6	
Oct. 17	Alabama	Knoxville		14/--	W	24-0	
Oct. 24	Florida	Knoxville	ABC	11/--	W	38-7	
Oct. 31	Wake Forest	Memphis		9/--	W	41-7	
Nov. 7	South Carolina	Columbia		8/--	W	20-18	
Nov. 21	Kentucky (HC)	Knoxville		8/--	W	45-0	
Nov. 28	Vanderbilt	Nashville		7/--	W	24-6	
Dec. 5	UCLA	Knoxville		5/--	W	28-17	

Sugar Bowl

Jan. 1	Air Force	New Orleans	ABC	4/11	W	34-13
--------	-----------	-------------	-----	------	---	-------

SEC Finish: 2nd • 4th AP 370-116

1971 10-2 • 4-2 SEC

Date	Opponent	Site	AP Rank			Result	Score
			TV	UT/Opp	Result		
Sept. 18	UCSB	Knoxville		8/--	W	48-6	
Sept. 25	Auburn	Knoxville	ABC	9/5	L	9-10	
Oct. 2	Florida N	Gainesville		12/--	W	20-13	
Oct. 9	Georgia Tech	Knoxville		13/--	W	10-6	
Oct. 16	Alabama	Birmingham		14/4	L	15-32	
Oct. 23	Mississippi State	Memphis		18/--	W	10-7	
Oct. 30	Tulsa	Knoxville		16/--	W	38-3	
Nov. 6	S. Carolina (HC)	Knoxville		11/--	W	35-6	
Nov. 20	Kentucky	Lexington		11/--	W	21-7	
Nov. 27	Vanderbilt	Knoxville		11/--	W	19-7	
Dec. 4	Penn State	Knoxville	ABC	12/5	W	31-11	

Liberty Bowl

Dec. 20	Arkansas N	Memphis	ABC	9/18	W	14-13
---------	------------	---------	-----	------	---	-------

SEC Finish: T-4th • 9th AP 270-121

1972 10-2 • 4-2 SEC

Date	Opponent	Site	TV	AP Rank		
				UT/Opp	Result	Score
Sept. 9	Georgia Tech	Atlanta	ABC	15/--	W	34-3
Sept. 16	*Penn State N	Knoxville		7/6	W	28-21
Sept. 23	Wake Forest	Knoxville		5/--	W	45-6
Sept. 30	Auburn	Birmingham		4/--	L	6-10
Oct. 7	Memphis State	Memphis		10/--	W	38-7
Oct. 21	Alabama	Knoxville		10/3	L	10-17
Oct. 28	Hawaii	Knoxville		14/--	W	34-2
Nov. 4	Georgia	Athens		13/--	W	14-0
Nov. 18	Mississippi (HC)	Knoxville		13/--	W	17-0
Nov. 25	Kentucky	Knoxville		12/--	W	17-7
Dec. 2	Vanderbilt	Nashville		12/--	W	30-10

Astro Bluebonnet Bowl

Dec. 30	LSU N	Houston	MIZ	11/10	W	24-17
---------	-------	---------	-----	-------	---	-------

SEC Finish: 4th • 8th AP **297-100**

*First night game played at Neyland Stadium.

1973 8-4 • 3-3 SEC

Date	Opponent	Site	TV	AP Rank		
				UT/Opp	Result	Score
Sept. 15	Duke N	Knoxville		9/--	W	21-17
Sept. 22	Army	West Point		10/--	W	37-18
Sept. 29	Auburn	Knoxville		9/11	W	21-0
Oct. 6	Kansas	Memphis		9/--	W	28-27
Oct. 13	Georgia Tech	Knoxville		8/--	W	20-14
Oct. 20	Alabama	Birmingham	ABC	10/2	L	21-42
Oct. 27	Texas Christian	Knoxville		14/--	W	39-7
Nov. 3	Georgia (HC)	Knoxville		11/--	L	31-35
Nov. 17	Mississippi	Jackson	ABC	16/--	L	18-28
Nov. 24	Kentucky	Lexington			W	16-14
Dec. 1	Vanderbilt	Knoxville		19/--	W	20-17

Gator Bowl

Dec. 29	Texas Tech N	Jacksonville	ABC	20/11	L	19-28
---------	--------------	--------------	-----	-------	---	-------

SEC Finish: 4th • 19th AP **291-247**

1974 7-3-2 • 2-3-1 SEC

Date	Opponent	Site	TV	AP Rank		
				UT/Opp	Result	Score
Sept. 7	UCLA	Knoxville	ABC	16/12	T	17-17
Sept. 21	Kansas N	Knoxville		17t/--	W	17-3
Sept. 28	Auburn	Auburn		14/--	L	0-21
Oct. 5	Tulsa	Knoxville			W	17-10
Oct. 12	LSU N	Baton Rouge			L	10-20
Oct. 19	Alabama	Knoxville		--/4	L	6-28
Oct. 26	Clemson	Knoxville			W	29-28
Nov. 9	Memphis State	Knoxville			W	34-6
Nov. 16	Mississippi	Memphis			W	29-17
Nov. 23	Kentucky (HC)	Knoxville			W	24-7
Nov. 30	Vanderbilt	Nashville			T	21-21

Liberty Bowl

Dec. 16	Maryland N	Memphis	ABC	--/10	W	7-3
---------	------------	---------	-----	-------	---	-----

SEC Finish: T-7th • 20th AP **211-181**

1975 7-5 • 3-3 SEC

Date	Opponent	Site	TV	AP Rank		
				UT/Opp	Result	Score
Sept. 13	Maryland N	Knoxville		20/14	W	26-8
Sept. 20	UCLA	Los Angeles	ABC	10/12	L	28-34
Sept. 27	Auburn	Knoxville		16/--	W	21-17
Oct. 11	Louisiana State	Knoxville		19/--	W	24-10
Oct. 18	Alabama	Birmingham		16/6	L	7-30
Oct. 25	No. Texas State	Knoxville			L	14-21
Nov. 1	Colorado State	Knoxville			W	28-7
Nov. 8	Utah (HC)	Knoxville			W	40-7
Nov. 15	Mississippi	Memphis			L	6-23
Nov. 22	Kentucky	Lexington			W	17-13
Nov. 29	Vanderbilt	Knoxville			L	14-17
Dec. 6	Hawaii N	Honolulu			W	28-6

SEC Finish: 5th **253-193**

1976 6-5 • 2-4 SEC

Date	Opponent	Site	TV	AP Rank		
				UT/Opp	Result	Score
Sept. 11	Duke N	Knoxville			L	18-21
Sept. 18	Texas Christian N	Knoxville			W	31-0

Sept. 25	Auburn	Birmingham	ABC		L	28-38
Oct. 2	Clemson	Knoxville			W	21-19
Oct. 9	Georgia Tech	Atlanta			W	42-7
Oct. 16	Alabama	Knoxville	ABC	--/20	L	13-20
Oct. 23	Florida	Knoxville		--/11	L	18-20
Nov. 6	Memphis State	Memphis			W	21-14
Nov. 13	Mississippi (HC)	Knoxville			W	32-6
Nov. 20	Kentucky	Knoxville			L	0-7
Nov. 27	Vanderbilt	Nashville			W	13-10

SEC Finish: 8th **237-162**



JOHNNY MAJORS

1977-92

A Vol All-American tailback in the mid-1950s, Majors returned to his alma mater as the University's 19th head coach after guiding Pittsburgh to the national championship in 1976.

Coaching record: 116-62-8.

1977 4-7 • 1-5 SEC

Date	Opponent	Site	TV	AP Rank		
				UT/Opp	Result	Score
Sept. 10	California N	Knoxville			L	17-27
Sept. 17	Boston College N	Knoxville			W	24-18
Sept. 24	Auburn	Knoxville			L	12-14
Oct. 1	Oregon State	Knoxville			W	41-10
Oct. 8	Georgia Tech	Knoxville			L	8-24
Oct. 15	Alabama	Birmingham		--/4	L	10-24
Oct. 22	Florida	Gainesville		--/19	L	17-27
Nov. 5	Memphis St. (HC)	Knoxville			W	27-14
Nov. 12	Mississippi	Memphis			L	14-43
Nov. 19	Kentucky	Lexington		--/7	L	17-21
Nov. 26	Vanderbilt	Knoxville			W	42-7

SEC Finish: 8th **229-229**

1978 5-5-1 • 3-3 SEC

Date	Opponent	Site	TV	AP Rank		
				UT/Opp	Result	Score
Sept. 16	UCLA N	Knoxville		--/9	L	0-13
Sept. 23	Oregon State N	Knoxville			T	13-13
Sept. 30	Auburn	Birmingham	ABC		L	10-29
Oct. 7	Army	Knoxville			W	31-13
Oct. 21	Alabama	Knoxville		--/4	L	17-30
Oct. 28	Mississippi State	Memphis			L	21-34
Nov. 4	Duke	Knoxville			W	34-0
Nov. 11	Notre Dame	South Bend		--/14	L	14-31
Nov. 18	Mississippi (HC)	Knoxville			W	41-17
Nov. 25	Kentucky	Knoxville			W	29-14
Dec. 2	Vanderbilt	Nashville			W	41-15

SEC Finish: T-4th **251-209**

1979 7-5 • 3-3 SEC

Date	Opponent	Site	TV	AP Rank		
				UT/Opp	Result	Score
Sept. 15	Boston College N	Chestnut Hill			W	28-16
Sept. 22	Utah N	Knoxville			W	51-18
Sept. 29	Auburn	Knoxville			W	35-17
Oct. 6	Mississippi State	Memphis		19/--	L	9-28
Oct. 13	Georgia Tech	Knoxville			W	31-0
Oct. 20	Alabama	Birmingham		18/1	L	17-27
Nov. 3	Rutgers (HC)	Knoxville		17/--	L	7-13
Nov. 10	Notre Dame	Knoxville		--/13	W	40-18
Nov. 17	Mississippi	Jackson		19/--	L	20-44
Nov. 24	Kentucky	Lexington			W	20-17
Dec. 1	Vanderbilt	Knoxville			W	31-10

Bluebonnet Bowl

Dec. 31	Purdue N	Houston	MIZ	--/12	L	22-27
---------	----------	---------	-----	-------	---	-------

SEC Finish: T-5th **311-235**

1980 5-6 • 3-3 SEC

Date	Opponent	Site	TV	AP Rank		
				UT/Opp	Result	Score
Sept. 6	Georgia N	Knoxville		--/16	L	15-16
Sept. 13	Southern Cal N	Knoxville		--/5	L	17-20
Sept. 20	Washington State	Knoxville			W	35-23
Sept. 27	Auburn	Auburn		--/18	W	42-0

VOLMANAC

Oct. 11	Georgia Tech	Atlanta	ABC	--/1	L	23-10
Oct. 18	Alabama	Knoxville			L	0-27
Oct. 25	Pittsburgh	Knoxville		--/12	L	6-30
Nov. 1	Virginia (HC)	Knoxville			L	13-16
Nov. 15	Mississippi	Memphis			L	9-20
Nov. 22	Kentucky	Knoxville			W	45-14
Nov. 29	Vanderbilt	Nashville			W	51-13

SEC Finish: 6th **256-189**

1981 8-4 • 3-3 SEC

		AP Rank				
Date	Opponent	Site	TV	UT/Opp	Result	Score
Sept. 5	Georgia	Athens		--/10	L	0-44
Sept. 12	Southern Cal N	Los Angeles		--/5	L	7-43
Sept. 19	Colorado St. N	Knoxville			W	42-0
Sept. 26	Auburn	Knoxville			W	10-7
Oct. 10	Georgia Tech	Knoxville			W	10-7
Oct. 17	Alabama	Birmingham		--/15	L	19-38
Oct. 24	Memphis State	Memphis			W	28-9
Nov. 7	Wichita St. (HC)	Knoxville			W	24-21
Nov. 14	Mississippi	Knoxville			W	28-20
Nov. 21	Kentucky	Lexington			L	10-21
Nov. 28	Vanderbilt	Knoxville			W	38-34

Garden State Bowl

Dec. 13	Wisconsin	E. Rutherford	MIZ		W	28-21
---------	-----------	---------------	-----	--	---	-------

SEC Finish: T-4th **244-265**

1982 6-5-1 • 3-2-1 SEC

		AP Rank				
Date	Opponent	Site	TV	UT/Opp	Result	Score
Sept. 4	Duke N	Knoxville			L	24-25
Sept. 11	Iowa State N	Knoxville			W	23-21
Sept. 25	Auburn	Auburn			L	14-24
Oct. 2	Washington State	Knoxville			W	10-3
Oct. 9	LSU N	Baton Rouge		--/18	T	24-24
Oct. 16	Alabama	Knoxville		--/2	W	35-28
Oct. 23	Georgia Tech	Atlanta	ABC		L	21-31
Nov. 6	Memphis St. (HC)	Knoxville			W	29-3
Nov. 13	Mississippi	Jackson			W	30-17
Nov. 20	Kentucky	Knoxville			W	28-7
Nov. 27	Vanderbilt	Nashville			L	21-28

Peach Bowl

Dec. 31	Iowa	Atlanta	CBS		L	22-28
---------	------	---------	-----	--	---	-------

SEC Finish: 5th **281-239**

1983 9-3 • 4-2 SEC

		AP Rank				
Date	Opponent	Site	TV	UT/Opp	Result	Score
Sept. 3	Pittsburgh N	Knoxville			L	3-13
Sept. 10	New Mexico N	Knoxville			W	31-6
Sept. 24	Auburn	Knoxville		--/11	L	14-37
Oct. 1	The Citadel	Memphis			W	45-6
Oct. 8	LSU N	Knoxville	TBS		W	20-6
Oct. 15	Alabama	Birmingham		--/11	W	41-34
Oct. 22	Georgia Tech	Knoxville			W	37-3
Oct. 29	Rutgers	East Rutherford			W	7-0
Nov. 12	Mississippi N (HC)	Knoxville	TBS		L	10-13
Nov. 19	Kentucky	Lexington	CBS		W	10-0
Nov. 26	Vanderbilt	Knoxville	CBS		W	34-24

Florida Citrus Bowl

Dec. 17	Maryland N	Orlando	MIZ/ESPN	--/16t	W	30-23
---------	------------	---------	----------	--------	---	-------

SEC Finish: T-3rd **282-165**

1984 7-4-1 • 3-3 SEC

		AP Rank				
Date	Opponent	Site	TV	UT/Opp	Result	Score
Sept. 1	Washington St. N	Knoxville			W	34-27
Sept. 15	Utah N	Knoxville			W	27-21
Sept. 22	Army	Knoxville			T	24-24
Sept. 29	Auburn	Auburn	TBS	--/20	L	10-29
Oct. 13	Florida	Knoxville		--/18	L	30-43
Oct. 20	Alabama	Knoxville			W	28-27
Oct. 27	Georgia Tech	Atlanta			W	24-21
Nov. 10	Memphis St. (HC)	Knoxville			W	41-9
Nov. 17	Mississippi	Jackson			W	41-17
Nov. 24	Kentucky	Knoxville			L	12-17
Dec. 1	Vanderbilt	Nashville	TBS		W	29-13

Sun Bowl

Dec. 22	Maryland	El Paso	CBS	--/12	L	27-28
---------	----------	---------	-----	-------	---	-------

SEC Finish: T-5th **327-276**

1985 9-1-2 • 5-1 SEC

SEC CHAMPIONS

		AP Rank				
Date	Opponent	Site	TV	UT/Opp	Result	Score
Sept. 14	UCLA	Knoxville	ABC	--/10	T	26-26
Sept. 28	Auburn	Knoxville	ABC	--/1	W	38-20
Oct. 5	Wake Forest	Knoxville		16/--	W	31-29
Oct. 12	Florida	Gainesville		14/7	L	10-17
Oct. 19	Alabama	Birmingham	TBS	20/15	W	16-14
Oct. 26	Georgia Tech N	Knoxville	ESPN	16/--	T	6-6
Nov. 2	Rutgers (HC)	Knoxville		19/--	W	40-0
Nov. 9	Memphis State	Memphis		19/--	W	17-7
Nov. 16	Mississippi	Knoxville	TBS	18/--	W	34-14
Nov. 23	Kentucky	Lexington	TBS	16/--	W	42-0
Nov. 30	Vanderbilt	Knoxville	TBS	10/--	W	30-0

Sugar Bowl

Jan. 1	Miami (Fla.) N	New Orleans	ABC	8/2	W	35-7
--------	----------------	-------------	-----	-----	---	------

SEC Finish: 1st • 4th AP **325-140**

1986 7-5 • 3-3 SEC

		AP Rank				
Date	Opponent	Site	TV	UT/Opp	Result	Score
Sept. 6	New Mexico N	Knoxville		10/--	W	35-21
Sept. 13	Mississippi State	Knoxville	TBS	8/--	L	23-27
Sept. 27	Auburn	Auburn	ABC	--/8	L	8-34
Oct. 4	Texas-El Paso	Knoxville			W	26-16
Oct. 11	Army	Knoxville			L	21-25
Oct. 18	Alabama	Knoxville	ABC	--/2	L	28-56
Oct. 25	Georgia Tech N	Atlanta	TBS		L	13-14
Nov. 8	Memphis St. (HC)	Knoxville			W	33-3
Nov. 15	Mississippi	Jackson	TBS	--/20	W	22-10
Nov. 22	Kentucky	Knoxville			W	28-9
Nov. 29	Vanderbilt	Nashville			W	35-20

Liberty Bowl

Dec. 29	Minnesota N	Memphis	Raycom		W	21-14
---------	-------------	---------	--------	--	---	-------

SEC Finish: 6th **293-249**

1987 10-2-1 • 4-1-1 SEC

		AP Rank				
Date	Opponent	Site	TV	UT/Opp	Result	Score
Aug. 30	Iowa	E. Rutherford	ABC	17/16	W	23-22
Sept. 5	Colorado State N	Knoxville		17/--	W	49-3
Sept. 12	Mississippi State	Starkville	TBS	14/--	W	38-10
Sept. 26	Auburn	Knoxville	TBS	11/3	T	20-20
Oct. 3	California	Knoxville	TBS	10/--	W	38-12
Oct. 17	Alabama N	Birmingham	ESPN	8/--	L	22-41
Oct. 24	Georgia Tech	Knoxville		13/--	W	29-15
Oct. 31	Boston College	Chestnut Hill	GAI	13/--	L	18-20
Nov. 7	Louisville	Knoxville		19/--	W	41-10
Nov. 14	Mississippi (HC)	Knoxville		18/--	W	55-13
Nov. 21	Kentucky	Lexington		15/--	W	24-22
Nov. 28	Vanderbilt	Knoxville	WZTV	16/--	W	38-36

Peach Bowl

Jan. 2	Indiana	Atlanta	MIZ	17/--	W	27-22
--------	---------	---------	-----	-------	---	-------

SEC Finish: 3rd • 14th AP **422-246**

*Kickoff Classic V

1988 5-6 • 3-4 SEC

		AP Rank				
Date	Opponent	Site	TV	UT/Opp	Result	Score
Sept. 3	Georgia N	Athens	ESPN	18/12	L	17-28
Sept. 10	Duke N	Knoxville			L	26-31
Sept. 17	LSU	Knoxville	TBS	--/9	L	9-34
Sept. 24	Auburn	Auburn	CBS	--/4	L	6-38
Oct. 1	Washington State	Knoxville			L	24-52
Oct. 15	Alabama	Knoxville		--/20	L	20-28
Oct. 22	Memphis State	Memphis			W	38-25
Nov. 5	Boston College (HC)	Knoxville			W	10-7
Nov. 12	Mississippi	Oxford			W	20-12
Nov. 19	Kentucky	Knoxville			W	28-24
Nov. 26	Vanderbilt	Nashville			W	14-7

SEC Finish: T-6th **212-286**



1989 11-1 • 6-1 SEC

SEC CHAMPIONS

Date	Opponent	Site	AP Rank		Result	Score
			TV	UT/Opp		
Sept. 2	Colorado State N	Knoxville			W	17-14
Sept. 9	UCLA N	Pasadena	PPV	--/6	W	24-6
Sept. 16	Duke N	Knoxville		17/--	W	28-6
Sept. 30	Auburn	Knoxville	CBS	12/4	W	21-14
Oct. 7	Georgia N (HC)	Knoxville	ESPN	6/--	W	17-14
Oct. 21	Alabama	Birmingham	CBS	6/10	L	30-47
Oct. 28	LSU	Baton Rouge	TBS	11/--	W	45-39
Nov. 11	Akron	Knoxville		11/--	W	52-9
Nov. 18	Mississippi	Knoxville	PPV	9/--	W	33-21
Nov. 25	Kentucky	Lexington	ESPN	8/--	W	31-10
Dec. 2	Vanderbilt	Knoxville	TBS	8/--	W	17-10

Cotton Bowl

Jan. 1	Arkansas	Dallas	CBS	8/10	W	31-27
--------	----------	--------	-----	------	---	-------

SEC Finish: T-1st • 5th AP 346-217

1990 9-2-2 • 5-1-1 SEC

SEC CHAMPIONS

Date	Opponent	Site	AP Rank		Result	Score
			TV	UT/Opp		
Aug. 26	*Colorado	Anaheim	NBC	8/5	T	31-31
Sept. 1	Pacific N	Knoxville	PPV	8/--	W	55-7
Sept. 8	Mississippi State	Starkville	TBS	8/--	W	40-7
Sept. 15	Texas-El Paso	Knoxville		7/--	W	56-0
Sept. 29	Auburn N	Auburn	ESPN	5/3	T	26-26
Oct. 13	Florida N (HC)	Knoxville	ESPN	5/9	W	45-3
Oct. 20	Alabama	Knoxville	ESPN	3/--	L	6-9
Nov. 3	Temple	Knoxville	PPV	11/--	W	41-20
Nov. 10	Notre Dame	Knoxville	CBS	9/1	L	29-34
Nov. 17	Mississippi	Memphis	CBS	14/15	W	22-13
Nov. 24	Kentucky	Knoxville	TBS	14/--	W	42-28
Dec. 1	Vanderbilt	Nashville	PPV	12/--	W	49-20

Sugar Bowl

Jan. 1	Virginia N	New Orleans	ABC	10/--	W	23-22
--------	------------	-------------	-----	-------	---	-------

SEC Finish: 1st • 8th AP 465-220

*Pigskin Classic I

1991 9-3 • 5-2 SEC

Date	Opponent	Site	AP Rank		Result	Score
			TV	UT/Opp		
Sept. 5	Louisville N	Louisville	ESPN	11/--	W	28-11
Sept. 14	UCLA	Knoxville	TBS	11/21	W	30-16
Sept. 21	Mississippi State	Knoxville	TBS	6/23	W	26-24
Sept. 28	Auburn N	Knoxville	ESPN	5/13	W	30-21
Oct. 12	Florida N	Gainesville	ESPN	4/10	L	18-35
Oct. 19	Alabama	Birmingham	ABC	8/14	L	19-24
Nov. 2	Memphis St. (HC)	Knoxville	PPV	14/--	W	52-24
Nov. 9	Notre Dame	South Bend	NBC	13/5	W	35-34
Nov. 16	Mississippi	Knoxville	PPV	10/--	W	36-25
Nov. 23	Kentucky	Lexington	TBS	10/--	W	16-7
Nov. 30	Vanderbilt	Knoxville	SPS	9/--	W	45-0

Fiesta Bowl

Jan. 1	Penn State	Tempe	NBC	10/6	L	17-42
--------	------------	-------	-----	------	---	-------

SEC Finish: 3rd • 14th AP 352-263

1992 9-3 • 5-3 SEC

Date	Opponent	Site	AP Rank		Result	Score
			TV	UT/Opp		
Sept. 5	S'western La. N	Knoxville		22/--	W	38-3
Sept. 12	Georgia	Athens	ABC	20/14	W	34-31
Sept. 19	Florida	Knoxville	ABC	14/4	W	31-14
Sept. 26	Cincinnati (HC)	Knoxville	PPV	8/--	W	40-0
Oct. 3	LSU N	Baton Rouge	ESPN	7/--	W	20-0
Oct. 10	Arkansas	Knoxville	JP	4/--	L	24-25
Oct. 17	Alabama	Knoxville	ABC	13/4	L	10-17
Oct. 31	South Carolina	Columbia	JP	16/--	L	23-24
Nov. 14	Memphis State	Memphis	PPV	23/--	W	26-21
Nov. 21	Kentucky	Knoxville		20/--	W	34-13
Nov. 28	Vanderbilt	Nashville	PPV	18/--	W	29-25

Hall of Fame Bowl

Jan. 1	Boston College	Tampa	ESPN	17/16	W	38-23
--------	----------------	-------	------	-------	---	-------

SEC Finish: 3rd East • 12th AP 347-196

EDITOR'S NOTE: The first three games of 1992 were credited to the coaching record of Phillip Fulmer, the other eight regular-season games to the record of Johnny Majors. Fulmer was officially named head coach Nov. 29, and the 1993 Hall of Fame Bowl game was added to his record.



PHILLIP FULMER

1992-2008

After serving as an assistant coach at UT for 14 seasons, the former Vol offensive line standout was named the 20th head coach at the close of the 1992 season. The Winchester, Tenn., native presided over one of the brightest times in UT history, including a four-year span when the Vols boasted a 45-5 record, culminating in the 1998 BCS National Championship.

Coaching record: 152-52-1.

1993 10-2 • 7-1 SEC

Date	Opponent	Site	AP Rank		Result	Score
			TV	UT/Opp		
Sept. 4	Louisiana Tech N	Knoxville	PPV	10/--	W	50-0
Sept. 11	Georgia N	Knoxville	ESPN	8/22	W	38-6
Sept. 18	Florida	Gainesville	ABC	5/9	L	34-41
Sept. 25	LSU	Knoxville	JP	11/--	W	42-20
Oct. 2	Duke (HC)	Knoxville	PPV	11/--	W	52-19
Oct. 9	Arkansas	Little Rock	JP	11/--	W	28-14
Oct. 16	Alabama*	Birmingham	ABC	10/2	T	17-17
Oct. 30	South Carolina	Knoxville	JP	8/--	W	55-3
Nov. 6	Louisville	Knoxville	ABC	7/13	W	45-10
Nov. 20	Kentucky	Lexington	ESPN	7/--	W	48-0
Nov. 27	Vanderbilt	Knoxville	JP	6/--	W	62-14

Florida Citrus Bowl

Jan. 1	Penn State	Orlando	ABC	6/13	L	13-31
--------	------------	---------	-----	------	---	-------

SEC Finish: T-1st East • 12th AP 484-175

*Game later forfeited to Tennessee as a result of NCAA sanctions.

1994 8-4 • 5-3 SEC

Date	Opponent	Site	AP Rank		Result	Score
			TV	UT/Opp		
Sept. 3	UCLA	Pasadena	ABC	13/14	L	23-25
Sept. 10	Georgia N	Athens	ESPN	19/23	W	41-23
Sept. 17	Florida N	Knoxville	ESPN	15/1	L	0-31
Sept. 24	Mississippi State	Starkville	JP	23/--	L	21-24
Oct. 1	Washington St. (HC)	Knoxville		--/17	W	10-9
Oct. 8	Arkansas	Knoxville	PPV		W	38-21
Oct. 15	Alabama N	Knoxville	ESPN	--/10	L	13-17
Oct. 29	South Carolina	Columbia			W	31-22
Nov. 12	*Memphis	Knoxville			W	24-13
Nov. 19	Kentucky	Knoxville	JP		W	52-0
Nov. 26	Vanderbilt	Nashville	JP		W	65-0

Gator Bowl

Dec. 30	Virginia Tech N	Gainesville	TBS	--/17	W	45-23
---------	-----------------	-------------	-----	-------	---	-------

SEC Finish: 2nd East • 22nd AP 363-208

1995 11-1 • 7-1 SEC

Date	Opponent	Site	AP Rank		Result	Score
			TV	UT/Opp		
Sept. 2	East Carolina N	Knoxville	PPV	8/--	W	27-7
Sept. 9	Georgia N	Knoxville	ESPN	8/--	W	30-27
Sept. 16	Florida	Gainesville	ABC	8/4	L	37-62
Sept. 23	Mississippi State	Knoxville	ABC	15/--	W	52-14
Sept. 30	Oklahoma St. (HC)	Knoxville	PPV	12/--	W	31-0
Oct. 7	Arkansas	Fayetteville	PPV	10/18	W	49-31
Oct. 14	Alabama N	Birmingham	ESPN	6/12	W	41-14
Oct. 28	South Carolina	Knoxville	JP	5/--	W	56-21
Nov. 4	Southern Miss	Knoxville	PPV	5/--	W	42-0
Nov. 18	Kentucky	Lexington	JP	4/--	W	34-31
Nov. 25	Vanderbilt	Knoxville	JP	5/--	W	12-7

Florida Citrus Bowl

Jan. 1	Ohio State	Orlando	ABC	4t/4t	W	20-14
--------	------------	---------	-----	-------	---	-------

SEC Finish: 2nd East • 3rd AP 431-228

EDITOR'S NOTE: NCAA established overtime period format, which abolished the tie as a viable conclusion to a game beginning with the 1996 football season.

1996 10-2 • 7-1 SEC

Date	Opponent	Site	AP Rank			Score
			TV	UT/Opp	Result	
Aug. 31	UNLV N	Knoxville	PPV	2/--	W	62-3
Sept. 7	UCLA N	Knoxville	CBS	2/--	W	35-20
Sept. 21	Florida	Knoxville	CBS	2/4	L	29-35
Oct. 3	Mississippi N	Memphis	ESPN	9/--	W	41-3
Oct. 12	Georgia N	Athens	ESPN	7/--	W	29-17
Oct. 26	Alabama	Knoxville	CBS	6/7	W	20-13
Nov. 2	South Carolina	Columbia	JP	6/--	W	31-14
Nov. 9	Memphis	Memphis	CBS	6/--	L	17-21
Nov. 16	Arkansas (HC)	Knoxville	JP	12/--	W	55-14
Nov. 23	Kentucky	Knoxville	CBS	9/--	W	56-10
Nov. 30	Vanderbilt	Nashville	ESPN	9/--	W	14-7

Florida Citrus Bowl

Jan. 1	Northwestern	Orlando	ABC	9/11	W	48-28
--------	--------------	---------	-----	------	---	-------

SEC Finish: 2nd East • 9th AP 437-185

1997 11-2 • 7-1 SEC

SEC CHAMPIONS

Date	Opponent	Site	AP Rank			Score
			TV	UT/Opp	Result	
Aug. 30	Texas Tech N	Knoxville	ESPN	5/--	W	52-17
Sept. 6	UCLA	Pasadena	ABC	3/--	W	30-24
Sept. 20	Florida	Gainesville	CBS	4/2	L	20-33
Oct. 4	Mississippi	Knoxville	CBS	9/--	W	31-17
Oct. 11	Georgia	Knoxville	CBS	9/13	W	38-13
Oct. 18	Alabama N	Birmingham	ESPN	9/7	W	38-21
Nov. 1	South Carolina	Knoxville	JP	8/--	W	22-7
Nov. 8	So. Miss. (HC)	Knoxville	PPV	8/24	W	44-20
Nov. 15	Arkansas N	Little Rock	ESPN2	5/--	W	30-22
Nov. 22	Kentucky	Lexington	ESPN2	5/--	W	59-31
Nov. 29	Vanderbilt	Knoxville	CBS	3/--	W	17-10

SEC Championship Game

Dec. 6	Auburn N	Atlanta	ABC	3/11	W	30-29
--------	----------	---------	-----	------	---	-------

Orange Bowl

Jan. 2	Nebraska N	Miami	CBS	3/2	L	17-42
--------	------------	-------	-----	-----	---	-------

SEC Finish: 1st/1st East • 7th AP 428-286

1998 13-0 • 8-0 SEC

NATIONAL CHAMPIONS

NCAA CONSENSUS

SEC CHAMPIONS

Date	Opponent	Site	AP Rank			Score
			TV	UT/Opp	Result	
Sept. 5	Syracuse	Syracuse	ESPN	10/17	W	34-33
Sept. 19	*Florida N	Knoxville	CBS	6/2	W	20-17 OT
Sept. 26	Houston N	Knoxville	PPV	4/--	W	42-7
Oct. 3	Auburn	Auburn	CBS	3/--	W	17-9
Oct. 10	Georgia	Athens	CBS	4/7	W	22-3
Oct. 24	Alabama	Knoxville	CBS	3/--	W	35-18
Oct. 31	South Carolina	Columbia	JP	3/--	W	49-14
Nov. 7	UAB (HC)	Knoxville	PPV	2/--	W	37-13
Nov. 14	Arkansas	Knoxville	CBS	1/10	W	28-24
Nov. 21	Kentucky	Knoxville	CBS	1/--	W	59-21
Nov. 28	Vanderbilt	Nashville	ESPN2	1/--	W	41-0

SEC Championship Game

Dec. 5	Mississippi St. N	Atlanta	ABC	1/23	W	24-14
--------	-------------------	---------	-----	------	---	-------

Fiesta Bowl

Jan. 4	Florida State N	Tempe	ABC	1/2	W	23-16
--------	-----------------	-------	-----	-----	---	-------

SEC Finish: 1st/1st East • 1st AP 431-189

*First overtime game in Neyland Stadium and for Tennessee

1999 9-3 • 6-2 SEC

Date	Opponent	Site	AP Rank			Score
			TV	UT/Opp	Result	
Sept. 4	Wyoming N	Knoxville	ESPN2	2/--	W	42-17
Sept. 18	Florida N	Gainesville	CBS	2/4t	L	21-23
Sept. 25	Memphis (HC)	Knoxville	PPV	7/--	W	17-16
Oct. 2	Auburn N	Knoxville	ESPN	7/--	W	24-0
Oct. 9	Georgia N	Knoxville	ESPN	6/10	W	37-20
Oct. 23	Alabama	Tuscaloosa	CBS	5/10	W	21-7
Oct. 30	South Carolina	Knoxville	PPV	4/--	W	30-7
Nov. 6	Notre Dame N	Knoxville	ESPN	4/24	W	38-14
Nov. 13	Arkansas	Fayetteville	JP	3/--	L	24-28
Nov. 20	Kentucky	Lexington	JP	7/--	W	56-21
Nov. 27	Vanderbilt	Knoxville	CBS	6/--	W	38-10

Fiesta Bowl

Jan. 2	Nebraska N	Tempe	ABC	6/3	L	21-31
--------	------------	-------	-----	-----	---	-------

SEC Finish: 2nd East • 9th AP 369-194

2000 8-4 • 5-3 SEC

Date	Opponent	Site	AP Rank			Score
			TV	UT/Opp	Result	
Sept. 2	Southern Miss N	Knoxville	ESPN	13/22	W	19-16
Sept. 16	Florida	Knoxville	CBS	11/6	L	23-27
Sept. 23	La.-Monroe (HC)	Knoxville	PPV	13/--	W	70-3
Sept. 30	LSU N	Baton Rouge	ESPN	11/--	L	31-38 OT
Oct. 7	Georgia N	Athens	ESPN	21/19	L	10-21
Oct. 21	Alabama	Knoxville	CBS		W	20-10
Oct. 28	South Carolina	Columbia	JP	--/17	W	17-14
Nov. 4	Memphis	Memphis	Fox		W	19-17
Nov. 11	Arkansas	Knoxville	JP		W	63-20
Nov. 18	Kentucky	Knoxville	JP		W	59-20
Nov. 25	Vanderbilt	Nashville	JP	25/--	W	28-26

Cotton Bowl

Jan. 1	Kansas State	Dallas	Fox	21/11	L	21-35
--------	--------------	--------	-----	-------	---	-------

SEC Finish: T-2nd East • 25th AP 380-247

2001 11-2 • 7-1 SEC

Date	Opponent	Site	AP Rank			Score
			TV	UT/Opp	Result	
Sept. 1	Syracuse	Knoxville	ESPN2	8/--	W	33-9
Sept. 8	Arkansas N	Fayetteville	ESPN2	8/--	W	13-3
Sept. 29	LSU N	Knoxville	ESPN	7/14	W	26-18
Oct. 6	Georgia	Knoxville	CBS	6/--	L	24-26
Oct. 20	Alabama	Tuscaloosa	CBS	11/--	W	35-24
Oct. 27	South Carolina N	Knoxville	ESPN2	9/12	W	17-10
Nov. 3	Notre Dame	South Bend	NBC	7/--	W	28-18
Nov. 10	Memphis (HC)	Knoxville	PPV	6/--	W	49-28
Nov. 17	Kentucky	Lexington	JP	6/--	W	38-35
Nov. 24	Vanderbilt	Knoxville	CBS	7/--	W	38-0
Dec. 1	Florida	Gainesville	CBS	5/2	W	34-32

SEC Championship Game

Dec. 8	LSU N	Atlanta	CBS	2/21	L	20-31
--------	-------	---------	-----	------	---	-------

Florida Citrus Bowl

Jan. 1	Michigan	Orlando	ABC	8/17	W	45-17
--------	----------	---------	-----	------	---	-------

SEC Finish: 2nd/1st East • 4th AP 400-251

2002 8-5 • 5-3 SEC

Date	Opponent	Site	AP Rank			Score
			TV	UT/Opp	Result	
Aug. 31	Wyoming	Nashville	ESPN2	4/--	W	47-7
Sept. 7	Middle Tenn. N	Knoxville	PPV	4/--	W	26-3
Sept. 21	Florida	Knoxville	CBS	4/10	L	13-30
Sept. 28	Rutgers N	Knoxville	PPV	11/--	W	35-14
Oct. 5	Arkansas N	Knoxville	ESPN	10/--	W	41-38 60T
Oct. 12	Georgia	Athens	CBS	10/6	L	13-18
Oct. 26	Alabama N	Knoxville	ESPN	16/19	L	14-34
Nov. 2	South Carolina	Columbia	CBS	25/--	W	18-10
Nov. 9	Miami (Fla.) (HC)	Knoxville	CBS	--/1	L	3-26
Nov. 16	Mississippi State	Starkville	JP		W	35-17
Nov. 23	Vanderbilt	Nashville	JP		W	24-0
Nov. 30	Kentucky	Knoxville	JP		W	24-0

Peach Bowl

Dec. 31	Maryland N	Atlanta	ESPN	--/20	L	3-30
---------	------------	---------	------	-------	---	------

SEC Finish: 3rd East 296-227


2003 10-3 • 6-2 SEC

Date	Opponent	Site	AP Rank			Result	Score
			TV	UT/Opp	Result		
Aug. 30	Fresno State	Knoxville	ESPN2	12/--	W	24-6	
Sept. 6	Marshall	Knoxville	ESPN2	12/--	W	34-24	
Sept. 20	Florida	Gainesville	CBS	12/17	W	24-10	
Sept. 27	South Carolina N	Knoxville	ESPN	8/--	W	23-20 OT	
Oct. 4	Auburn N	Auburn	ESPN	7/--	L	21-28	
Oct. 11	Georgia N	Knoxville	ESPN2	13/8	L	14-41	
Oct. 25	Alabama	Tuscaloosa	CBS	22/--	W	51-43 SOT	
Nov. 1	Duke (HC)	Knoxville	PPV	19/--	W	23-6	
Nov. 8	Miami (Fla.)	Miami	ABC	18/6	W	10-6	
Nov. 15	Mississippi State	Knoxville	JP	9/--	W	59-21	
Nov. 22	Vanderbilt	Knoxville	CSS	9/--	W	48-0	
Nov. 29	Kentucky	Lexington	JP	7/--	W	20-7	

Peach Bowl

Jan. 2	Clemson	Atlanta	ESPN	6/--	L	14-27
--------	---------	---------	------	------	---	-------

SEC Finish: T-1st East • 15th AP 365-239
2004 10-3 • 7-1 SEC

Date	Opponent	Site	AP Rank			Result	Score
			TV	UT/Opp	Result		
Sept. 5	UNLV N	Knoxville	ESPN	14/--	W	42-17	
Sept. 18	Florida N	Knoxville	CBS	13/11	W	30-28	
Sept. 25	La. Tech N (HC)	Knoxville	PPV	11/--	W	42-17	
Oct. 2	Auburn N	Knoxville	ESPN	10/8	L	10-34	
Oct. 9	Georgia	Athens	CBS	17/3	W	19-14	
Oct. 16	Mississippi N	Oxford	ESPN2	13/--	W	21-17	
Oct. 23	Alabama	Knoxville	CBS	11/--	W	17-13	
Oct. 30	South Carolina	Columbia	JP	11/--	W	43-29	
Nov. 6	Notre Dame	Knoxville	CBS	9/--	L	13-17	
Nov. 20	Vanderbilt	Nashville	JP	15/--	W	38-33	
Nov. 27	Kentucky	Knoxville	JP	15/--	W	37-31	

SEC Championship Game

Dec. 4	Auburn N	Atlanta	CBS	15/3	L	28-38
--------	----------	---------	-----	------	---	-------

Cotton Bowl

Jan. 1	Texas A&M	Dallas	Fox	15/22	W	38-7
--------	-----------	--------	-----	-------	---	------

SEC Finish: 2nd/1st East • 13th AP 378-295
2005 5-6 • 3-5 SEC

Date	Opponent	Site	AP Rank			Result	Score
			TV	UT/Opp	Result		
Sept. 3	UAB	Knoxville	JP	3/--	W	17-10	
Sept. 17	Florida N	Gainesville	CBS	5/6	L	7-16	
Sept. 26	LSU N	Baton Rouge	ESPN2	10/4	W	30-27 OT	
Oct. 1	Mississippi	Knoxville	JP	10/--	W	27-10	
Oct. 8	Georgia	Knoxville	CBS	8/5	L	14-27	
Oct. 22	Alabama	Tuscaloosa	CBS	17/5	L	3-6	
Oct. 29	South Carolina N	Knoxville	ESPN2	23/--	L	15-16	
Nov. 5	Notre Dame	South Bend	NBC	--/8	L	21-41	
Nov. 12	Memphis (HC)	Knoxville	PPV		W	20-16	
Nov. 19	Vanderbilt	Knoxville	JP	L	24-28		
Nov. 26	Kentucky	Lexington	JP	W	27-8		

SEC Finish: T-4th East 205-205
2006 9-4 • 5-3 SEC

Date	Opponent	Site	AP Rank			Result	Score
			TV	UT/Opp	Result		
Sept. 2	California	Knoxville	ESPN	23/9	W	35-18	
Sept. 9	Air Force N	Knoxville	PPV	11/--	W	31-30	
Sept. 16	Florida N	Knoxville	CBS	13/7	L	20-21	
Sept. 23	Marshall (HC)	Knoxville	PPV	15/--	W	33-7	
Sept. 30	Memphis	Memphis	ESPN	15/--	W	41-7	
Oct. 7	Georgia N	Athens	ESPN	13/10	W	51-33	
Oct. 21	Alabama	Knoxville	CBS	7/--	W	16-13	
Oct. 28	South Carolina N	Columbia	ESPN	8/--	W	31-24	
Nov. 4	LSU	Knoxville	CBS	8/13	L	24-28	
Nov. 11	Arkansas N	Fayetteville	ESPN2	13/11	L	14-31	
Nov. 18	Vanderbilt	Nashville	LFN	22/--	W	39-10	
Nov. 25	Kentucky	Knoxville	LFN	19/--	W	17-12	

Outback Bowl

Jan. 1	Penn State	Tampa	ESPN	17/--	L	10-20
--------	------------	-------	------	-------	---	-------

SEC Finish: 2nd East • 25th AP 362-254
2007 10-4 • 6-2 SEC

Date	Opponent	Site	AP Rank			Result	Score
			TV	UT/Opp	Result		
Sept. 1	California	Berkeley	ABC	15/12	L	31-45	
Sept. 8	Southern Miss N	Knoxville	PPV	23/--	W	39-19	
Sept. 15	Florida	Gainesville	CBS	22/5	L	20-59	
Sept. 22	Arkansas State N	Knoxville	PPV		W	48-27	
Oct. 6	Georgia	Knoxville	CBS	--/12	W	35-14	
Oct. 13	Mississippi State	Starkville	PPV	25/--	W	33-21	
Oct. 20	Alabama	Tuscaloosa	LFN	20/--	L	17-41	
Oct. 27	South Carolina N	Knoxville	ESPN	24/15	W	27-24 OT	
Nov. 3	La.-Lafayette (HC)	Knoxville	PPV	24/--	W	59-7	
Nov. 10	Arkansas	Knoxville	LFN	22/--	W	34-13	
Nov. 17	Vanderbilt	Knoxville	PPV	19/--	W	25-24	
Nov. 24	Kentucky	Lexington	CBS	19/--	W	52-50 4OT	

SEC Championship Game

Dec. 1	LSU	Atlanta	CBS	14/5	L	14-21
--------	-----	---------	-----	------	---	-------

Outback Bowl

Jan. 1	Wisconsin	Tampa	ESPN	16/18	W	21-17
--------	-----------	-------	------	-------	---	-------

SEC Finish: 1st East • 12th AP 455-382
2008 5-7 • 3-5 SEC

Date	Opponent	Site	AP Rank			Result	Score
			TV	UT/Opp	Result		
Sept. 1	UCLA	Pasadena	ESPN	18/--	L	24-27 OT	
Sept. 13	UAB	Knoxville	Raycom		W	35-3	
Sept. 20	Florida	Knoxville	CBS	--/4	L	6-30	
Sept. 27	Auburn	Auburn	CBS	--/15	L	12-14	
Oct. 4	No. Illinois N	Knoxville	PPV		W	13-9	
Oct. 11	Georgia	Athens	CBS	--/10	L	14-26	
Oct. 18	Mississippi St. N	Knoxville	PPV		W	34-3	
Oct. 25	Alabama N	Knoxville	ESPN	--/2	L	9-29	
Nov. 1	South Carolina N	Columbia	ESPN2		L	6-27	
Nov. 8	Wyoming (HC)	Knoxville	PPV		L	7-13	
Nov. 22	Vanderbilt	Nashville	Raycom		W	20-10	
Nov. 29	Kentucky N	Knoxville	ESPN2		W	28-10	

SEC Finish: 5th East 208-201

LANE KIFFIN
2009

The son of NFL defensive guru Monte Kiffin and a former national championship offensive coordinator at Southern California, Lane Kiffin occupied the head coaching reins at UT in 2009.

Coaching record: 7-6.
2009 7-6 • 4-4 SEC

Date	Opponent	Site	AP Rank			Result	Score
			TV	UT/Opp	Result		
Sept. 5	Western Kentucky	Knoxville	SEC		W	63-7	
Sept. 12	UCLA	Knoxville	ESPN		L	15-19	
Sept. 19	Florida	Gainesville	CBS	--/1	L	13-23	
Sept. 26	Ohio N	Knoxville	PPV		W	34-23	
Oct. 3	Auburn N	Knoxville	ESPN		L	22-26	
Oct. 10	Georgia	Knoxville	SEC		W	45-19	
Oct. 24	Alabama	Tuscaloosa	CBS	--/1	L	10-12	
Oct. 31	South Carolina N	Knoxville	ESPN	--/21	W	31-13	
Nov. 7	Memphis (HC) N	Knoxville	ESPNU		W	56-28	
Nov. 14	Mississippi	Oxford	CBS		L	17-42	
Nov. 21	Vanderbilt N	Knoxville	ESPNU		W	31-16	
Nov. 28	Kentucky N	Lexington	ESPNU		W	30-24 OT	

Chick-fil-A Bowl

Dec. 31	Virginia Tech N	Atlanta	ESPN	--/12	L	14-37
---------	-----------------	---------	------	-------	---	-------

SEC Finish: T-2nd East 381-289



DEREK DOOLEY

2010-12

After spending three seasons at Louisiana Tech, Dooley took over the UT program in January 2010 and led the Vols to their 49th bowl appearance in his first season. He spent nearly three seasons with UT before being replaced for the final game of 2012.

Coaching record: 15-21.

2010 6-7 • 3-5 SEC

Date	Opponent	Site	TV	AP Rank		Result	Score
				UT/Opp			
Sept. 4	UT Martin N	Knoxville	PPV			W	50-0
Sept. 11	Oregon N	Knoxville	ESPN2	--/7		L	13-48
Sept. 18	Florida	Knoxville	CBS	--/10		L	17-31
Sept. 25	UAB	Knoxville	SEC			W	32-29 2OT
Oct. 2	LSU	Baton Rouge	CBS	--/12		L	14-16
Oct. 9	Georgia	Athens	SEC			L	14-41
Oct. 23	Alabama N	Knoxville	ESPN	--/7		L	10-41
Oct. 30	South Carolina	Columbia	SEC	--/17		L	24-38
Nov. 6	Memphis N	Memphis	CBSC			W	50-14
Nov. 13	Mississippi (HC)	Knoxville	CBS			W	52-14
Nov. 20	Vanderbilt N	Nashville	CSS			W	24-10
Nov. 27	Kentucky	Knoxville	SEC			W	24-14

Music City Bowl

Dec. 30 North Carolina Nashville ESPN L 27-30 2OT

SEC Finish: T-3rd East

351-326

2011 5-7 • 1-7 SEC

Date	Opponent	Site	TV	AP Rank		Result	Score
				UT/Opp			
Sept. 3	Montana N	Knoxville	PPV			W	42-16
Sept. 10	Cincinnati	Knoxville	ESPN2			W	45-23
Sept. 17	Florida	Gainesville	CBS	--/16		L	23-33
Oct. 1	Buffalo	Knoxville	CSS			W	41-10
Oct. 8	Georgia N	Knoxville	ESPN2			L	12-20
Oct. 15	LSU	Knoxville	CBS	--/1		L	7-38
Oct. 22	Alabama N	Tuscaloosa	ESPN2	--/2		L	6-37
Oct. 29	South Carolina N	Knoxville	ESPN2	--/14		L	3-14
Nov. 5	Middle Tenn N (HC)	Knoxville	FSN			W	27-0
Nov. 12	Arkansas	Fayetteville	ESPN2	--/8		L	7-49
Nov. 19	Vanderbilt N	Knoxville	ESPNU			W	27-21 OT
Nov. 26	Kentucky	Lexington	SEC			L	7-10

SEC Finish: 6th East

244-271

2012 5-7 • 1-7 SEC

Date	Opponent	Site	TV	AP Rank		Result	Score
				UT/Opp			
Aug. 31	NC State N	Atlanta	ESPNU			W	35-21
Sept. 8	Georgia State	Knoxville	PPV			W	51-13
Sept. 15	Florida N	Knoxville	ESPN	23/18		L	20-37
Sept. 22	Akron N	Knoxville	CSS			W	47-26
Sept. 29	Georgia	Athens	CBS	--/5		L	44-51
Oct. 13	Mississippi State N	Starkville	ESPN2	--/19		L	31-41
Oct. 20	Alabama N	Knoxville	ESPN	--/1		L	13-44
Oct. 27	South Carolina	Columbia	ESPN	--/17		L	35-38
Nov. 3	Troy	Knoxville	FSN			W	55-48
Nov. 10	Missouri	Knoxville	SEC			L	48-51 4OT
Nov. 17	Vanderbilt N	Nashville	ESPN2			L	18-41
Nov. 24	Kentucky	Knoxville	SEC			W	37-17

SEC Finish: 6th East

434-428

EDITOR'S NOTE: Offensive coordinator Jim Chaney coached the final game of 2012 after Dooley was let go as head coach on Nov. 18, 2012.



BUTCH JONES

2013

Butch Jones was named the head coach of the Vols on Dec. 7, 2012 after winning four conference championships in his first six seasons as a college head coach at Central Michigan and Cincinnati.

Coaching record: 12-13.

2013 5-7 • 2-6 SEC

Date	Opponent	Site	TV	AP Rank		Result	Score
				UT/Opp			
Aug. 31	Austin Peay N	Knoxville	PPV			W	45-0
Sept. 7	Western Kentucky	Knoxville	SEC TV			W	52-20
Sept. 14	Oregon	Eugene	ABC	--/2		L	14-59
Sept. 21	Florida	Gainesville	CBS	--/19		L	17-31
Sept. 28	South Alabama	Knoxville	SEC TV			W	31-24
Oct. 5	Georgia	Knoxville	CBS	--/6		L	31-34 OT
Oct. 19	South Carolina	Knoxville	ESPN	--/11		W	23-21
Oct. 26	Alabama	Tuscaloosa	CBS	--/1		L	10-45
Nov. 2	Missouri N	Columbia	ESPN	--/10		L	3-31
Nov. 9	Auburn (HC)	Knoxville	ESPN	--/7		L	23-55
Nov. 23	Vanderbilt N	Knoxville	ESPN2			L	10-14
Nov. 30	Kentucky N	Lexington	ESPNU			W	27-14

SEC Finish: 6th East

286-348

2014 7-6 • 3-5 SEC

Date	Opponent	Site	TV	AP Rank		Result	Score
				UT/Opp			
Aug. 31	Utah State N	Knoxville	SECN			W	38-7
Sept. 6	Arkansas State	Knoxville	SECN			W	34-19
Sept. 13	Oklahoma N	Norman	ABC	--/4		L	10-34
Sept. 27	Georgia	Athens	ESPN	--/12		L	32-35
Oct. 4	Florida	Knoxville	SECN			L	9-10
Oct. 11	Chattanooga	Knoxville	SECN			W	45-10
Oct. 18	Ole Miss N	Oxford	ESPN	--/3		L	3-34
Oct. 25	Alabama N	Knoxville	ESPN2	--/4		L	20-34
Nov. 1	South Carolina N	Columbia	SECN			W	45-42 OT
Nov. 15	Kentucky	Knoxville	SECN			W	50-16
Nov. 22	Missouri N	Knoxville	ESPN	--/19		L	21-29
Nov. 29	Vanderbilt	Nashville	SECN			W	24-17

TaxSlayer Bowl

Jan. 2 Iowa Jacksonville ESPN W 45-28

SEC Finish: T-4th East

376-315

Championships in gray boxes; N—Night game (starts 6 p.m., or later locally); (HC)—Homecoming; OT—Overtime game; TV—Televised game; Networks displayed are CBS, NBC, ABC, ESPN, ESPN2, JP (Jefferson Pilot), CBS College Sports (CBSC), Comcast Sports South (CSS), Fox, LFN (Lincoln Financial Network), MIZ (Mizlou Network), RAY (Raycom Network), TBS (Turner Sports), GAI (Great American Independent Football Network), SPS (Sports South), SEC (SEC Production), SECN (SEC Network), SEC TV (SEC TV), PPV (PayPerView, Host Communications).

SERIES RECORDS VS. OPPONENTS

Opponent	First Game	Last Game	W	L	T
Air Force	1970	2006	2	0	0
Akron	1989	2012	2	0	0
Alabama	1901	2014	38	52	7
UAB	1998	2010	4	0	0
American Temperance Univ.	1905	1906	2	0	1
Arkansas	1907	2011	13	4	0
Arkansas State	2007	2014	2	0	0
Army	1923	1986	5	2	1
Asheville Athletes	1893	1893	1	0	0
Athens	1913	1913	1	0	0
Auburn	1900	2013	21	28	3
Austin Peay	2013	2013	1	0	0
Baylor	1956	1956	0	1	0
Boston College	1940	1992	8	2	0
Bowling Green	2015	2015	First Meeting		
Bristol A.C.	1897	1897	1	0	0
Buffalo	2011	2011	1	0	0
California	1977	2007	2	2	0
UC Santa Barbara	1971	1971	1	0	0
Camp Benning	1922	1922	1	0	0
Carson-Newman	1903	1931	12	0	0
Central University	1896	1896	1	0	0
Centre	1905	1935	10	3	2
Chattanooga A.C.	1892	1896	2	0	0
Chattanooga [Grant]	1899	2014	38	2	2
Cincinnati	1904	2011	5	1	0
The Citadel	1938	1983	3	0	0
Clemson	1901	2003	11	6	2
Colorado	1990	1990	0	0	1
Colorado State	1975	1989	4	0	0
Cumberland (Ky.)	1896	1897	2	0	0
Cumberland (Tenn.)	1915	1915	1	0	0
Dartmouth	1921	1921	0	1	0
Davidson	1913	1913	1	0	0
Dayton	1941	1955	4	0	0
Duke [Trinity Coll.]	1893	2003	14	13	2
East Carolina	1995	1995	1	0	0
Emory & Henry	1920	1925	5	0	0
Florida	1916	2014	19	25	0
Florida State	1958	1998	1	1	0
Fordham	1934	1942	1	1	0
Fresno State	2003	2003	1	0	0
Furman	1941	1942	2	0	0
George Wash.	1933	1933	1	0	0
Georgetown (Ky.)	1900	1923	3	0	0
Georgia	1899	2014	21	21	2
Georgia State	2012	2012	1	0	0
Georgia Tech	1902	1987	24	17	2
Hawaii	1972	1975	2	0	0
Houston	1953	1998	2	1	0
Howard	1910	1941	2	0	0
Indiana	1987	1987	1	0	0
Iowa	1982	2014	2	1	0
Iowa State	1982	1982	1	0	0
Kansas	1973	1974	2	0	0
Kansas State	2000	2000	0	1	0
Kentucky [Ky. A&M]	1893	2014	77	24	9
King	1897	1914	7	0	0
Louisiana-Lafayette	1992	2007	2	0	0
Louisiana-Monroe	2000	2000	1	0	0
LSU	1925	2011	20	9	3
Louisiana Tech	1993	2004	2	0	0
Louisville	1914	1993	5	0	0
Marshall	2003	2006	2	0	0
Maryland	1951	2002	5	3	0
Maryville	1892	1936	25	1	1
Memphis [State]	1968	2010	22	1	0
Mercer	1912	1940	2	1	0
Miami (Fla.)	1985	2003	2	1	0
Michigan	2001	2001	1	0	0
Middle Tennessee	2002	2011	2	0	0
Minnesota	1986	1986	1	0	0

Opponent	First Game	Last Game	W	L	T
Mississippi	1902	2014	44	20	1
Miss St. [Miss. A&M]	1907	2012	28	16	1
Missouri	2012	2014	0	3	0
Montana	2011	2011	1	0	0
Mooney School	1910	1911	2	0	0
Nashville	1901	1904	2	1	1
Nebraska	1997	1999	0	2	0
UNLV	1996	2004	2	0	0
New Mexico	1983	1986	2	0	0
New York Univ.	1931	1931	1	0	0
North Carolina	1893	2010	20	11	1
NC State	1911	2012	2	1	0
North Texas State	1975	1975	0	1	0
Northern Illinois	2008	2008	1	0	0
Northwestern	1996	1996	1	0	0
Notre Dame	1978	2005	4	4	0
Ohio	2009	2009	1	0	0
Ohio State	1995	1995	1	0	0
Oklahoma	1938	2014	1	2	0
Oklahoma State	1995	1995	1	0	0
Oregon	2010	2013	0	2	0
Oregon State	1977	1978	1	0	1
Pacific	1990	1990	1	0	0
Penn State	1971	2006	2	3	0
Pittsburgh	1980	1983	0	2	0
Purdue	1979	1979	0	1	0
Rhodes	1911	1940	3	0	0
Rice	1946	1968	2	1	0
Richmond	1963	1963	1	0	0
Rutgers	1979	2002	3	1	0
Sewanee	1891	1939	12	10	0
South Alabama	2013	2013	1	0	0
South Carolina	1903	2014	24	7	2
Southern California	1939	1981	0	4	0
Southern Meth.	1970	1970	1	0	0
Southern Miss.	1950	2007	5	0	0
Syracuse	1966	2001	3	0	0
Tampa	1960	1967	2	0	0
Temple	1944	1990	2	0	0
Tenn.-Martin	2010	2010	1	0	0
Tenn. Med. School	1911	1912	1	0	1
Tenn. Military Inst.	1907	1907	1	0	0
Tenn. School Deaf	1905	1905	1	0	0
Tenn. Tech	1947	1951	5	0	0
Texas	1950	1968	1	2	0
Texas A&M	1957	2004	2	0	0
Texas Christian	1973	1976	2	0	0
UTEP	1986	1990	2	0	0
Texas Tech	1973	1997	1	1	0
Transylvania	1899	1927	4	1	0
Troy	2012	2012	1	0	0
Tulane	1923	1967	4	1	0
Tulsa	1942	1974	5	0	0
Tusculum	1915	1919	3	0	0
UCLA	1965	2009	7	6	2
Utah	1975	1984	3	0	0
Utah State	2014	2014	1	0	0
Vanderbilt	1892	2014	74	29	5
Villanova	1945	1945	1	0	0
Virginia	1927	1990	3	1	0
Virginia Military	1923	1923	0	1	0
Virginia Tech	1896	2009	5	3	0
Wake Forest	1892	1985	6	3	0
Washington & Lee	1899	1951	5	0	0
Washington State	1980	1994	4	1	0
Western Carolina	2015	2015	First Meeting		
Western Kentucky	2009	2013	2	0	0
Wichita State	1981	1981	1	0	0
William & Mary	1945	1945	1	0	0
Wisconsin	1981	2007	2	0	0
Wofford	1952	1952	1	0	0
Wyoming	1999	2008	2	1	0
Totals	1891	2014	811	367	53



ALL-TIME SERIES RESULTS

AIR FORCE

(2-0-0)

1970	New Orleans	W	34-13
2006	Knoxville	W	31-30

AKRON

(2-0-0)

1989	Knoxville	W	52-9
2012	Knoxville	W	47-26

ALABAMA

(38-52-7)

at Knoxville: 20-24-1

at Tuscaloosa: 4-7

at Birmingham: 14-21-6

Biggest Win: 27 points (41-14, 1969 and 1995, both in Birmingham)

Biggest Loss: 51 points (51-0, 1906 in Birmingham)

Longest Winning Streak: 7 games (1995-2001)

Longest Losing Streak: 11 games (1971-81)

Current Streak: Alabama 8 games

1901	Birmingham	T	6-6
1903	Birmingham	L	0-24
1904	Birmingham	W	5-0
1905	Birmingham	L	0-29
1906	Birmingham	L	0-51
1907	Birmingham	L	0-5
1908	Birmingham	L	0-4
1909	Knoxville	L	0-10
1912	Birmingham	L	0-7
1913	Tuscaloosa	L	0-6
1914	Knoxville	W	17-7
1928	Tuscaloosa	W	15-13
1929	Knoxville	W	6-0
1930	Tuscaloosa	L	6-18
1931	Knoxville	W	25-0
1932	Birmingham	W	7-3
1933	Knoxville	L	6-12
1934	Birmingham	L	6-13
1935	Knoxville	L	0-25
1936	Birmingham	T	0-0
1937	Knoxville	L	7-14
1938	Birmingham	W	13-0
1939	Knoxville	W	21-0
1940	Birmingham	W	27-12
1941	Knoxville	L	2-9
1942	Birmingham	L	0-8
1944	Knoxville	T	0-0
1945	Birmingham	L	7-25
1946	Knoxville	W	12-0
1947	Birmingham	L	0-10
1948	Knoxville	W	21-6
1949	Birmingham	T	7-7
1950	Knoxville	W	14-9
1951	Birmingham	W	27-13
1952	Knoxville	W	20-0
1953	Birmingham	T	0-0
1954	Knoxville	L	0-27
1955	Birmingham	W	20-0
1956	Knoxville	W	24-0
1957	Birmingham	W	14-0
1958	Knoxville	W	14-7
1959	Birmingham	T	7-7
1960	Knoxville	W	20-7
1961	Birmingham	L	3-34

1962	Knoxville	L	7-27
1963	Birmingham	L	0-35
1964	Knoxville	L	8-19
1965	Birmingham	T	7-7
1966	Knoxville	L	10-11
1967	Birmingham	W	24-13
1968	Knoxville	W	10-9
1969	Birmingham	W	41-14
1970	Knoxville	W	24-0
1971	Birmingham	L	15-32
1972	Knoxville	L	10-17
1973	Birmingham	L	21-42
1974	Knoxville	L	6-28
1975	Birmingham	L	7-30
1976	Knoxville	L	13-20
1977	Birmingham	L	10-24
1978	Knoxville	L	17-30
1979	Birmingham	L	17-27
1980	Knoxville	L	0-27
1981	Birmingham	L	19-38
1982	Knoxville	W	35-28
1983	Birmingham	W	41-34
1984	Knoxville	W	28-27
1985	Birmingham	W	16-14
1986	Knoxville	L	28-56
1987	Birmingham	L	22-41
1988	Knoxville	L	20-28
1989	Birmingham	L	30-47
1990	Knoxville	L	6-9
1991	Birmingham	L	19-24
1992	Knoxville	L	10-17
1993	Birmingham*	T	17-17
1994	Knoxville	L	13-17
1995	Birmingham	W	41-14
1996	Knoxville	W	20-13
1997	Birmingham	W	38-21
1998	Knoxville	W	35-18
1999	Tuscaloosa	W	21-7
2000	Knoxville	W	20-10
2001	Tuscaloosa	W	35-24
2002	Knoxville	L	14-34
2003	Tuscaloosa (50T)	W	51-43
2004	Knoxville	W	17-13
2005	Tuscaloosa	L	3-6
2006	Knoxville	W	16-13
2007	Tuscaloosa	L	17-41
2008	Knoxville	L	9-29
2009	Tuscaloosa	L	10-12
2010	Knoxville	L	10-41
2011	Tuscaloosa	L	6-37
2012	Knoxville	L	13-44
2013	Tuscaloosa	L	10-45
2014	Knoxville	L	20-34

* Game later forfeited to Tennessee as a result of NCAA sanctions.

ALA.-BIRMINGHAM (UAB)

(4-0-0)

1998	Knoxville	W	37-13
2005	Knoxville	W	17-10
2008	Knoxville	W	35-3
2010	Knoxville (20T)	W	32-29

AMERICAN TEMPERANCE U.

(2-0-1)

1905	Knoxville	W	104-0
1906	Knoxville	W	10-0
1906	Harriman	T	5-5

ARKANSAS

(13-4-0)

at Knoxville: 6-1

at Fayetteville: 2-3

at Little Rock: 3-0

Bowl Games: 2-0

Biggest Win: 43 points (63-20, 2000 in Knoxville)

Biggest Loss: 42 points (49-7, 2011 in Fayetteville)

Longest Winning Streak: 6 games (1993-98)

Longest Losing Streak: 1 game

Current Streak: Arkansas 1 game

1907	Little Rock	W	14-2
1971	Memphis	W	14-13
1990	Dallas	W	31-27
1992	Knoxville	L	24-25
1993	Little Rock	W	28-14
1994	Knoxville	W	38-21
1995	Fayetteville	W	49-31
1996	Knoxville	W	55-14
1997	Little Rock	W	30-22
1998	Knoxville	W	28-24
1999	Fayetteville	L	24-28
2000	Knoxville	W	63-20
2001	Fayetteville	W	13-3
2002	Knoxville (60T)	W	41-38
2006	Fayetteville	L	14-31
2007	Knoxville	W	34-13
2011	Fayetteville	L	7-49

ARKANSAS STATE

(2-0-0)

2007	Knoxville	W	48-27
2014	Knoxville	W	34-19

ARMY

(5-2-1)

1923	West Point	L	0-41
1965	Knoxville	W	21-0
1966	Memphis	W	38-7
1970	Knoxville	W	48-3
1973	West Point	W	37-18
1978	Knoxville	W	31-13
1984	Knoxville	T	24-24
1986	Knoxville	L	21-25

ASHEVILLE ATHLETES

(1-0-0)

1893	Knoxville	W	12-6
------	-----------	---	------

ATHENS

(1-0-0)

1913	Knoxville	W	95-0
------	-----------	---	------

AUBURN

(21-28-3)

at Knoxville: 14-10-2

at Auburn: 2-7-1

at Birmingham: 4-10-0

at SEC Championship: 1-1

Biggest Win: 42 points (42-0, 1980 in Auburn)

Biggest Loss: 32 points (38-6, 1988 in

Auburn & 55-23, 2013 in Knoxville)
 Longest Winning Streak: 4 games
 (1991-99)

Longest Losing Streak: 6 games
 (2003-Pres.)

Current Streak: Auburn 6 games

1900	Birmingham	L	0-23
1929	Knoxville	W	27-0
1935	Birmingham	W	13-6
1936	Knoxville	L	0-6
1937	Birmingham	L	7-20
1938	Knoxville	W	7-0
1939	Knoxville	W	7-0
1956	Birmingham	W	35-7
1957	Knoxville	L	0-7
1958	Birmingham	L	0-13
1959	Knoxville	W	3-0
1960	Birmingham	W	10-3
1961	Knoxville	L	21-24
1962	Birmingham	L	21-22
1963	Knoxville	L	19-23
1964	Birmingham	L	0-3
1965	Knoxville	T	13-13
1966	Birmingham	W	28-0
1967	Knoxville	W	27-13
1968	Birmingham	L	14-28
1969	Knoxville	W	45-19
1970	Birmingham	L	23-36
1971	Knoxville	L	9-10
1972	Birmingham	L	6-10
1973	Knoxville	W	21-0
1974	Auburn	L	0-21
1975	Knoxville	W	21-17
1976	Birmingham	L	28-38
1977	Knoxville	L	12-14
1978	Birmingham	L	10-29
1979	Knoxville	W	35-17
1980	Auburn	W	42-0
1981	Knoxville	W	10-7
1982	Auburn	L	14-24
1983	Knoxville	L	14-37
1984	Auburn	L	10-29
1985	Knoxville	W	38-20
1986	Auburn	L	8-34
1987	Knoxville	T	20-20
1988	Auburn	L	6-38
1989	Knoxville	W	21-14
1990	Auburn	T	26-26
1991	Knoxville	W	30-21
1997	Atlanta	W	30-29
1998	Auburn	W	17-9
1999	Knoxville	W	24-0
2003	Auburn	L	21-28
2004	Knoxville	L	10-34
2004	Atlanta	L	28-38
2008	Auburn	L	12-14
2009	Knoxville	L	22-26
2013	Knoxville	L	23-55

AUSTIN PEAY

(1-0-0)			
2013	Knoxville	W	45-0

BAYLOR

(0-1-0)			
1956	New Orleans	L	7-13

BOSTON COLLEGE

(8-2-0)			
1940	New Orleans	L	13-19

1941	Chestnut Hill	W	14-7
1946	Chestnut Hill	W	33-13
1947	Knoxville	W	38-13
1964	Knoxville	W	16-14
1977	Knoxville	W	24-18
1979	Chestnut Hill	W	28-16
1987	Chestnut Hill	L	18-20
1988	Knoxville	W	10-7
1992	Tampa	W	38-23

BRISTOL A.C.

(1-0-0)			
1897	Bristol	W	12-0

BUFFALO

(1-0-0)			
2011	Knoxville	W	41-10

CALIFORNIA

(2-2-0)			
1977	Knoxville	L	17-27
1987	Knoxville	W	38-12
2006	Knoxville	W	35-18
2007	Berkeley	L	31-45

UC SANTA BARBARA

(1-0-0)			
1971	Knoxville	W	48-6

CAMP BENNING

(1-0-0)			
1922	Columbus	W	15-0

CARSON-NEWMAN

(12-0-0)			
1903	Knoxville	W	38-0
1913	Knoxville	W	58-0
1914	Knoxville	W	89-0
1915	Knoxville	W	101-0
1922	Knoxville	W	32-7
1924	Knoxville	W	13-0
1926	Knoxville	W	13-0
1927	Knoxville	W	33-0
1928	Knoxville	W	57-0
1929	Knoxville	W	73-0
1930	Knoxville	W	34-0
1931	Knoxville	W	31-0

CENTRAL UNIVERSITY

(1-0-0)			
1896	Knoxville	W	30-0

CENTRE

(10-3-2)			
1905	Knoxville	W	31-5
1906	Knoxville	L	0-6
1909	Knoxville	T	0-0
1910	Knoxville	L	2-17
1911	Knoxville	T	0-0
1912	Knoxville	W	67-0
1915	Knoxville	W	80-0
1924	Knoxville	L	0-32
1925	Danville	W	12-0
1926	Knoxville	W	30-7
1928	Knoxville	W	41-7
1929	Knoxville	W	40-6

1930	Knoxville	W	18-0
1934	Knoxville	W	32-0
1935	Knoxville	W	25-14

CHATTANOOGA

(38-2-2)			
----------	--	--	--

AS GRANT

1899	Chattanooga	W	6-0
1900	Knoxville	W	28-0
1904	Chattanooga	W	23-0
1905	Chattanooga	L	0-5
1907	Knoxville	W	57-0
1908	Knoxville	W	35-6

AS CHATTANOOGA

1909	Chattanooga	T	0-0
1910	Knoxville	T	6-6
1913	Knoxville	W	21-0
1914	Knoxville	W	67-0
1916	Chattanooga	W	12-7
1920	Chattanooga	W	35-0
1921	Knoxville	W	21-0
1929	Chattanooga	W	20-0
1932	Chattanooga	W	13-0
1936	Knoxville	W	13-0
1938	Knoxville	W	45-0
1939	Chattanooga	W	28-0
1940	Knoxville	W	53-0
1945	Knoxville	W	30-0
1946	Knoxville	W	47-7
1947	Knoxville	W	26-7
1948	Knoxville	W	26-0
1949	Knoxville	W	39-7
1950	Knoxville	W	41-0
1951	Knoxville	W	42-13
1952	Knoxville	W	26-6
1953	Knoxville	W	40-7
1954	Knoxville	W	20-14
1955	Knoxville	W	13-0
1956	Knoxville	W	42-20
1957	Knoxville	W	28-13
1958	Knoxville	L	6-14
1959	Knoxville	W	23-0
1960	Knoxville	W	35-0
1961	Knoxville	W	20-7
1962	Knoxville	W	48-14
1963	Knoxville	W	49-7
1964	Knoxville	W	10-6
1966	Knoxville	W	28-10

AS TENNESSEE-CHATTANOOGA

1969	Knoxville	W	31-0
------	-----------	---	------

AS CHATTANOOGA

2014	Knoxville	W	45-10
------	-----------	---	-------

CHATTANOOGA A.C.

(2-0-0)			
1892	Chattanooga	W	16-6
1896	Chattanooga	W	4-0

CINCINNATI

(5-1-0)			
1904	Knoxville	L	0-35
1919	Knoxville	W	33-12
1941	Knoxville	W	21-6
1942	Knoxville	W	34-12
1992	Knoxville	W	40-0
2011	Knoxville	W	45-23



THE CITADEL

(3-0-0)			
1938	Knoxville	W	44-0
1939	Knoxville	W	34-0
1983	Memphis	W	45-6

CLEMSON

(11-6-2)			
1901	Knoxville	T	6-6
1902	Knoxville	L	0-11
1904	Knoxville	L	0-6
1905	Clemson	T	5-5
1906	Clemson	L	0-16
1907	Clemson	W	4-0
1908	Knoxville	W	6-5
1914	Knoxville	W	27-0
1915	Knoxville	L	0-3
1916	Clemson	W	14-0
1919	Clemson	L	0-14
1920	Knoxville	W	26-0
1930	Knoxville	W	27-0
1931	Knoxville	W	44-0
1938	Knoxville	W	20-7
1944	Knoxville	W	26-7
1974	Knoxville	W	29-28
1976	Knoxville	W	21-19
2003	Atlanta	L	14-27

COLORADO

(0-0-1)			
1990	Anaheim	T	31-31

COLORADO STATE

(4-0-0)			
1975	Knoxville	W	28-7
1981	Knoxville	W	42-0
1987	Knoxville	W	49-3
1989	Knoxville	W	17-14

CUMBERLAND (KY.)

(2-0-0)			
AS WILLIAMSBURG INSTITUTE			
1896	Knoxville	W	10-6
1897	Knoxville	W	6-0

CUMBERLAND (TENN.)

(1-0-0)			
1915	Knoxville	W	101-0

DARTMOUTH

(0-1-0)			
1921	Hanover	L	3-14

DAVIDSON

(1-0-0)			
1913	Knoxville	W	9-0

DAYTON

(4-0-0)			
1941	Knoxville	W	26-0
1942	Knoxville	W	34-6
1954	Knoxville	W	14-7
1955	Knoxville	W	53-7

DUKE

(14-13-2)			
AS TRINITY COLLEGE			
1893	Durham	L	0-70

AS DUKE

1931	Knoxville	W	25-2
1932	Knoxville	W	16-13
1933	Durham	L	2-10
1934	Knoxville	W	14-6
1935	Durham	L	6-19
1936	Knoxville	W	15-13
1937	Durham	T	0-0
1940	Knoxville	W	13-0
1941	Durham	L	0-19
1946	Durham	W	12-7
1947	Knoxville	L	7-19
1948	Durham	T	7-7
1949	Knoxville	L	7-21
1950	Durham	W	28-7
1951	Knoxville	W	26-0
1952	Durham	L	0-7
1953	Knoxville	L	7-21
1954	Durham	L	6-7
1955	Knoxville	L	0-21
1956	Durham	W	33-20
1973	Knoxville	W	21-17
1976	Knoxville	L	18-21
1978	Knoxville	W	34-0
1982	Knoxville	L	24-25
1988	Knoxville	L	26-31
1989	Knoxville	W	28-6
1993	Knoxville	W	52-19
2003	Knoxville	W	23-6

EAST CAROLINA

(1-0-0)			
1995	Knoxville	W	27-7

EMORY & HENRY

(5-0-0)			
1920	Knoxville	W	45-0
1921	Knoxville	W	27-0
1922	Knoxville	W	50-0
1924	Knoxville	W	27-0
1925	Knoxville	W	51-0

FLORIDA

(19-25-0)			
at Knoxville: 11-12			
at Gainesville: 5-12			
Neutral: 3-1			
Biggest Win: 42 points (45-3, 1990 in Knoxville)			
Biggest Loss: 39 points (59-20, 2007 in Gainesville)			
Longest Winning Streak: 10 games (1916-53)			
Longest Losing Streak: 10 games (2005-Pres.)			
Current Streak: Florida 10 games			
1916	Tampa	W	24-0
1921	Knoxville	W	9-0
1928	Knoxville	W	13-12
1930	Jacksonville	W	13-13
1932	Jacksonville	W	32-6
1933	Knoxville	W	13-6
1940	Knoxville	W	14-0

1944	Knoxville	W	40-0
1952	Knoxville	W	26-12
1953	Gainesville	W	9-7
1954	Knoxville	L	0-14
1955	Gainesville	W	20-0
1969	Jacksonville	L	13-14
1970	Knoxville	W	38-7
1971	Gainesville	W	20-13
1976	Knoxville	L	18-20
1977	Gainesville	L	17-27
1984	Knoxville	L	30-43
1985	Gainesville	L	10-17
1990	Knoxville	W	45-3
1991	Gainesville	L	18-35
1992	Knoxville	W	31-14
1993	Gainesville	L	34-41
1994	Knoxville	L	0-31
1995	Gainesville	L	37-62
1996	Knoxville	L	29-35
1997	Gainesville	L	20-33
1998	Knoxville (OT)	W	20-17
1999	Gainesville	L	21-23
2000	Knoxville	L	23-27
2001	Gainesville	W	34-32
2002	Knoxville	L	13-30
2003	Gainesville	W	24-10
2004	Knoxville	W	30-28
2005	Gainesville	L	7-16
2006	Knoxville	L	20-21
2007	Gainesville	L	20-59
2008	Knoxville	L	6-30
2009	Gainesville	L	13-23
2010	Knoxville	L	17-31
2011	Gainesville	L	23-33
2012	Knoxville	L	20-37
2013	Gainesville	L	17-31
2014	Knoxville	L	9-10

FLORIDA STATE

(1-1-0)			
1958	Knoxville	L	0-10
1998	Tempe	W	23-16

FORDHAM

(1-1-0)			
1934	New York	L	12-13
1942	Knoxville	W	40-14

FRESNO STATE

(1-0-0)			
2003	Knoxville	W	24-6

FURMAN

(2-0-0)			
1941	Knoxville	W	32-6
1942	Knoxville	W	52-7

GEORGE WASHINGTON

(1-0-0)			
1933	Washington	W	13-0

GEORGETOWN (KY.)

(3-0-0)			
1900	Knoxville	W	12-6
1901	Knoxville	W	12-0
1923	Knoxville	W	13-6



GEORGIA

(21-21-2)

at Knoxville: 11-10-1

at Athens: 10-11-1

Biggest Win: 46 points (46-0, 1936 in Athens)

Biggest Loss: 44 points (44-0, 1981 in Athens)

Longest Winning Streak: 9 games (1989-99)

Longest Losing Streak: 5 games (1909-24)

Current Streak: Georgia 5 games

1899	Knoxville	W	5-0
1903	Knoxville	L	0-5
1906	Athens	T	0-0
1907	Athens	W	15-0
1908	Knoxville	W	10-0
1909	Knoxville	L	0-3
1910	Athens	L	5-35
1922	Athens	L	3-7
1923	Knoxville	L	0-17
1924	Athens	L	0-33
1925	Knoxville	W	12-7
1936	Athens	W	46-0
1937	Knoxville	W	32-0
1968	Knoxville	T	17-17
1969	Athens	W	17-3
1972	Athens	W	14-0
1973	Knoxville	L	31-35
1980	Knoxville	L	15-16
1981	Athens	L	0-44
1988	Athens	L	17-28
1989	Knoxville	W	17-14
1992	Athens	W	34-31
1993	Knoxville	W	38-6
1994	Athens	W	41-23
1995	Knoxville	W	30-27
1996	Athens	W	29-17
1997	Knoxville	W	38-13
1998	Athens	W	22-3
1999	Knoxville	W	37-20
2000	Athens	L	10-21
2001	Knoxville	L	24-26
2002	Athens	L	13-18
2003	Knoxville	L	14-41
2004	Athens	W	19-14
2005	Knoxville	L	14-27
2006	Athens	W	51-33
2007	Knoxville	W	35-14
2008	Athens	L	14-26
2009	Knoxville	W	45-19
2010	Athens	L	14-41
2011	Knoxville	L	12-20
2012	Athens	L	44-51
2013	Knoxville (OT)	L	31-34
2014	Athens	L	32-35

GEORGIA STATE

(1-0-0)

2012	Knoxville	W	51-13
------	-----------	---	-------

GEORGIA TECH

(24-17-2)

1902	Atlanta	W	10-6
1903	Knoxville	W	11-0
1904	Atlanta	L	0-2
1905	Atlanta	L	0-45
1907	Atlanta	L	4-6
1908	Atlanta	W	6-5
1909	Knoxville	L	0-29

1911	Atlanta	L	0-24
1946	Knoxville	W	13-9
1947	Atlanta	L	0-27
1948	Atlanta	W	13-6
1949	Knoxville	L	13-30
1954	Atlanta	L	7-28
1955	Knoxville	T	7-7
1956	Atlanta	W	6-0
1957	Knoxville	W	21-6
1958	Atlanta	L	7-21
1959	Knoxville	L	7-14
1960	Atlanta	L	7-14
1961	Knoxville	W	10-6
1962	Atlanta	L	0-17
1963	Knoxville	L	7-23
1964	Atlanta	W	22-14
1965	Knoxville	W	21-7
1966	Atlanta	L	3-6
1967	Knoxville	W	24-13
1968	Atlanta	W	24-7
1969	Knoxville	W	26-8
1970	Atlanta	W	17-6
1971	Knoxville	W	10-6
1972	Atlanta	W	34-3
1973	Knoxville	W	20-14
1976	Atlanta	W	42-7
1977	Knoxville	L	8-24
1979	Knoxville	W	31-0
1980	Atlanta	W	23-10
1981	Knoxville	W	10-7
1982	Atlanta	L	21-31
1983	Knoxville	W	37-3
1984	Atlanta	W	24-21
1985	Knoxville	T	6-6
1986	Atlanta	L	13-14
1987	Knoxville	W	29-15

HAWAII

(2-0-0)

1972	Knoxville	W	34-2
1975	Honolulu	W	28-6

HOUSTON

(2-1-0)

1953	Houston	L	19-33
1965	Knoxville	W	17-8
1998	Knoxville	W	42-7

HOWARD

(2-0-0)

1910	Birmingham	W	17-0
1941	Knoxville	W	28-6

INDIANA

(1-0-0)

1987	Atlanta	W	27-22
------	---------	---	-------

IOWA

(2-1-0)

1982	Atlanta	L	22-28
1987	East Rutherford	W	23-22
2014	Jacksonville	W	45-28

IOWA STATE

(1-0-0)

1982	Knoxville	W	23-21
------	-----------	---	-------

KANSAS

(2-0-0)

1973	Memphis	W	28-27
1974	Knoxville	W	17-3

KANSAS STATE

(0-1-0)

2000	Dallas	L	21-35
------	--------	---	-------

KENTUCKY

(77-24-9)

at Knoxville: 41-10-6

at Lexington: 36-14-3

Biggest Win: 52 points (52-0, 1994 in Knoxville)

Biggest Loss: 56 points (56-0, 1893 in Knoxville)

Longest Winning Streak: 26 games (1985-2010)

Longest Losing Streak: 4 games (1909-12)

Current Streak: Tennessee 3 games

AS KENTUCKY A&M

1893	Knoxville	L	0-56
1899	Knoxville	W	12-0
1901	Knoxville	W	5-0
1906	Lexington	L	0-21
1907	Knoxville	T	0-0

AS KENTUCKY STATE

1908	Knoxville	W	7-0
1909	Lexington	L	0-17
1910	Knoxville	L	0-10
1911	Lexington	L	0-12
1912	Knoxville	L	6-13
1913	Lexington	W	13-7
1914	Knoxville	W	23-6
1915	Lexington	L	0-6
1916	Knoxville	T	0-0

AS KENTUCKY

1919	Lexington	L	0-13
1920	Knoxville	W	14-7
1921	Lexington	T	0-0
1922	Knoxville	W	14-7
1923	Lexington	W	18-0
1924	Knoxville	L	6-27
1925	Lexington	L	20-23
1926	Knoxville	W	6-0
1927	Lexington	W	20-0
1928	Knoxville	T	0-0
1929	Lexington	T	6-6
1930	Knoxville	W	8-0
1931	Lexington	T	6-6
1932	Knoxville	W	26-0
1933	Lexington	W	27-0
1934	Knoxville	W	19-0
1935	Lexington	L	0-27
1936	Knoxville	W	7-6
1937	Lexington	W	13-0
1938	Knoxville	W	46-0
1939	Lexington	W	19-0
1940	Knoxville	W	33-0
1941	Lexington	W	20-7
1942	Knoxville	W	26-0
1944	Knoxville	W	26-13
1944	Lexington	W	21-7
1945	Lexington	W	14-0
1946	Knoxville	W	7-0
1947	Lexington	W	13-6
1948	Knoxville	T	0-0
1949	Lexington	W	6-0

1950	Knoxville	W	7-0
1951	Lexington	W	28-0
1952	Knoxville	T	14-14
1953	Lexington	L	21-27
1954	Knoxville	L	13-14
1955	Lexington	L	0-23
1956	Knoxville	W	20-7
1957	Lexington	L	6-20
1958	Knoxville	L	2-6
1959	Lexington	L	0-20
1960	Knoxville	T	10-10
1961	Lexington	W	26-16
1962	Knoxville	L	10-12
1963	Lexington	W	19-0
1964	Knoxville	L	7-12
1965	Lexington	W	19-3
1966	Knoxville	W	28-19
1967	Lexington	W	17-7
1968	Knoxville	W	24-7
1969	Lexington	W	31-26
1970	Knoxville	W	45-0
1971	Lexington	W	21-7
1972	Knoxville	W	17-7
1973	Lexington	W	16-14
1974	Knoxville	W	24-7
1975	Lexington	W	17-13
1976	Knoxville	L	0-7
1977	Lexington	L	17-21
1978	Knoxville	W	29-14
1979	Lexington	W	20-17
1980	Knoxville	W	45-14
1981	Lexington	L	10-21
1982	Knoxville	W	28-7
1983	Lexington	W	10-0
1984	Knoxville	L	12-17
1985	Lexington	W	42-0
1986	Knoxville	W	28-9
1987	Lexington	W	24-22
1988	Knoxville	W	28-24
1989	Lexington	W	31-10
1990	Knoxville	W	42-28
1991	Lexington	W	16-7
1992	Knoxville	W	34-13
1993	Lexington	W	48-0
1994	Knoxville	W	52-0
1995	Lexington	W	34-31
1996	Knoxville	W	56-10
1997	Lexington	W	59-31
1998	Knoxville	W	59-21
1999	Lexington	W	56-21
2000	Knoxville	W	59-20
2001	Lexington	W	38-35
2002	Knoxville	W	24-0
2003	Lexington	W	20-7
2004	Knoxville	W	37-31
2005	Lexington	W	27-8
2006	Knoxville	W	17-12
2007	Lexington (4OT)	W	52-50
2008	Knoxville	W	28-10
2009	Lexington (OT)	W	30-24
2010	Knoxville	W	24-14
2011	Lexington	L	7-10
2012	Knoxville	W	37-17
2013	Lexington	W	27-14
2014	Knoxville	W	50-16

KING

(7-0-0)

1897	Knoxville	W	28-0
1899	Knoxville	W	11-5
1900	Knoxville	W	22-0

1901	Knoxville	W	8-0
1902	Knoxville	W	12-0
1912	Knoxville	W	101-0
1914	Knoxville	W	55-3

LOUISIANA-LAFAYETTE

(2-0-0)

AS SOUTHWESTERN LOUISIANA

1992	Knoxville	W	38-3
------	-----------	---	------

AS LOUISIANA-LAFAYETTE

2007	Knoxville	W	59-7
------	-----------	---	------

LOUISIANA-MONROE

(1-0-0)

2000	Knoxville	W	70-3
------	-----------	---	------

LSU

(20-9-3)

at Knoxville: 11-3-1

at Baton Rouge: 8-4-2

Bowl Game: 1-0

SEC Championship: 0-2

Biggest Win: 28 points (28-0, 1940 in Knoxville)

Biggest Loss: 25 points (34-9, 1988 in Knoxville)

Longest Winning Streak: 10 games (1934-59)

Longest Losing Streak: 4 games (2006-Pres.)

Current Streak: LSU 4 games

1925	Knoxville	T	0-0
1926	Baton Rouge	W	14-7
1933	Baton Rouge	L	0-7
1934	Knoxville	W	19-13
1938	Knoxville	W	14-6
1939	Baton Rouge	W	20-0
1940	Knoxville	W	28-0
1941	Baton Rouge	W	13-6
1942	Knoxville	W	26-0
1944	Baton Rouge	W	13-0
1952	Baton Rouge	W	22-3
1953	Knoxville	W	32-14
1959	Knoxville	W	14-13
1964	Baton Rouge	T	3-3
1967	Knoxville	W	17-14
1972	Houston	W	24-17
1974	Baton Rouge	L	10-20
1975	Knoxville	W	24-10
1982	Baton Rouge	T	24-24
1983	Knoxville	W	20-6
1988	Knoxville	L	9-34
1989	Baton Rouge	W	45-39
1992	Baton Rouge	W	20-0
1993	Knoxville	W	42-20
2000	Baton Rouge (OT)	L	31-38
2001	Knoxville	W	26-18
2001	Atlanta	L	20-31
2005	Baton Rouge (OT)	W	30-27
2006	Knoxville	L	24-28
2007	Atlanta	L	21-14
2010	Baton Rouge	L	14-16
2011	Knoxville	L	7-38

LOUISIANA TECH

(2-0-0)

1993	Knoxville	W	50-0
2004	Knoxville	W	42-17

LOUISVILLE

(5-0-0)

1914	Louisville	W	66-0
1953	Knoxville	W	59-6
1987	Knoxville	W	41-10
1991	Louisville	W	28-11
1993	Knoxville	W	45-10

MARSHALL

(2-0-0)

2003	Knoxville	W	34-24
2006	Knoxville	W	33-7

MARYLAND

(5-3-0)

1951	New Orleans	L	13-28
1956	Knoxville	W	34-7
1957	College Park	W	16-0
1974	Memphis	W	7-3
1975	Knoxville	W	26-8
1983	Orlando	W	30-23
1984	El Paso	L	27-28
2002	Atlanta	L	3-30

MARYVILLE

(25-1-1)

1892	Maryville	W	25-0
1893	Knoxville	W	32-0
1902	Knoxville	W	34-0
1903	Knoxville	W	17-0
1904	Knoxville	W	17-0
1906	Knoxville	L	0-11
1907	Knoxville	W	34-0
1908	Knoxville	W	39-5
1910	Knoxville	W	13-0
1911	Knoxville	W	22-5
1912	Knoxville	W	38-0
1913	Knoxville	W	75-0
1916	Knoxville	W	32-6
1919	Knoxville	W	32-2
1920	Knoxville	W	47-0
1921	Maryville	W	7-0
1922	Knoxville	W	21-0
1923	Knoxville	T	14-14
1924	Knoxville	W	28-10
1925	Knoxville	W	13-0
1926	Knoxville	W	6-0
1927	Knoxville	W	7-0
1928	Knoxville	W	41-0
1930	Knoxville	W	54-0
1931	Knoxville	W	33-0
1932	Knoxville	W	60-0
1936	Knoxville	W	34-0

MEMPHIS

(22-1-0)

AS MEMPHIS STATE

1968	Knoxville	W	24-17
1969	Memphis	W	55-16
1972	Memphis	W	38-7
1974	Knoxville	W	34-6
1976	Memphis	W	21-14
1977	Knoxville	W	27-14
1981	Memphis	W	28-9
1982	Knoxville	W	29-3
1984	Knoxville	W	41-9
1985	Memphis	W	17-7
1986	Knoxville	W	33-3
1988	Memphis	W	38-25



1991	Knoxville	W	52-24
1992	Memphis	W	26-21

AS MEMPHIS

1994	Knoxville	W	24-13
1996	Memphis	L	17-21
1999	Knoxville	W	17-16
2000	Memphis	W	19-17
2001	Knoxville	W	49-28
2005	Knoxville	W	20-16
2006	Memphis	W	41-7
2009	Knoxville	W	56-28
2010	Memphis	W	50-14

MERCER

(2-1-0)

1912	Macon	L	14-27
1939	Knoxville	W	17-0
1940	Knoxville	W	49-0

MIAMI (FLA.)

(2-1-0)

1985	New Orleans	W	35-7
2002	Knoxville	L	3-26
2003	Miami	W	10-6

MICHIGAN

(1-0-0)

2001	Orlando	W	45-17
------	---------	---	-------

MIDDLE TENNESSEE

(2-0-0)

2002	Knoxville	W	26-3
2011	Knoxville	W	24-0

MINNESOTA

(1-0-0)

1986	Memphis	W	21-14
------	---------	---	-------

MISSISSIPPI

(44-20-1)

at Knoxville: 25-5
at Oxford: 3-2
at Memphis: 13-10-1
at Jackson: 3-3
Biggest Win: 49 points (49-0, 1922 in Knoxville)

Biggest Loss: 38 points (0-38, 1969 in Jackson)

Longest Winning Streak: 12, Two times
Longest Losing Streak: 8 games (1959-66)

Current Streak: Ole Miss 1 game

1902	Memphis	W	11-10
1922	Knoxville	W	49-0
1923	Knoxville	W	10-0
1927	Knoxville	W	21-7
1928	Knoxville	W	13-12
1929	Knoxville	W	52-7
1930	Knoxville	W	27-0
1931	Knoxville	W	38-0
1932	Knoxville	W	33-0
1933	Knoxville	W	35-6
1934	Knoxville	W	27-0
1935	Memphis	W	14-13
1936	Memphis	T	0-0
1937	Memphis	W	32-0
1938	Memphis	W	47-0
1942	Memphis	W	14-0
1944	Memphis	W	20-7
1945	Memphis	W	34-0

1946	Memphis	W	18-14
1947	Memphis	L	13-43
1948	Memphis	L	13-16
1949	Memphis	W	35-7
1950	Knoxville	W	35-0
1951	Oxford	W	46-21
1956	Knoxville	W	27-7
1957	Memphis	L	7-14
1958	Knoxville	W	18-16
1959	Memphis	L	7-37
1960	Knoxville	L	3-24
1961	Memphis	L	10-24
1962	Knoxville	L	6-19
1963	Memphis	L	0-20
1964	Knoxville	L	0-30
1965	Memphis	L	13-14
1966	Knoxville	L	7-14
1967	Memphis	W	20-7
1968	Knoxville	W	31-0
1969	Jackson	L	0-38
1972	Knoxville	W	17-0
1973	Jackson	L	18-28
1974	Memphis	W	29-17
1975	Memphis	L	6-23
1976	Knoxville	W	32-6
1977	Memphis	L	14-43
1978	Knoxville	W	41-17
1979	Jackson	L	20-44
1980	Memphis	L	9-20
1981	Knoxville	W	28-20
1982	Jackson	W	30-17
1983	Knoxville	L	10-13
1984	Jackson	W	41-17
1985	Knoxville	W	34-14
1986	Jackson	W	22-10
1987	Knoxville	W	55-13
1988	Oxford	W	20-12
1989	Knoxville	W	33-21
1990	Memphis	W	22-13
1991	Knoxville	W	36-25
1996	Memphis	W	41-3
1997	Knoxville	W	31-17
2004	Oxford	W	21-17
2005	Knoxville	W	27-10
2009	Oxford	L	17-42
2010	Knoxville	W	52-14
2014	Oxford	L	3-34

MISSISSIPPI STATE

(28-16-1)

at Knoxville: 13-7-0
at Starkville: 5-5-0
at Memphis: 9-4-1
SEC Championship: 1-0-0

Biggest Win: 38 points (59-21, 2003 in Knoxville)

Biggest Loss: 48 points (48-0, 1910 in Starkville)

Longest Winning Streak: 6 games (1995-2008)

Longest Losing Streak: 4 games (1910-20)

Current Streak: Mississippi State 1 game

AS MISSISSIPPI A&M

1907	Memphis	W	11-4
1910	Starkville	L	0-48
1915	Knoxville	L	0-14
1919	Knoxville	L	0-6
1920	Starkville	L	7-13
1921	Memphis	W	14-7
1922	Memphis	W	31-3
1923	Memphis	W	7-3

1924	Memphis	L	2-7
1925	Knoxville	W	14-9
1926	Starkville	W	33-0
1932	Knoxville	W	31-0

AS MISSISSIPPI STATE

1933	Knoxville	W	20-0
1934	Knoxville	W	14-0
1948	Knoxville	L	6-21
1949	Knoxville	W	10-0
1950	Starkville	L	0-7
1951	Knoxville	W	14-0
1952	Memphis	W	14-7
1953	Knoxville	L	0-26
1954	Memphis	W	19-7
1955	Knoxville	L	7-13
1957	Knoxville	W	14-9
1958	Memphis	W	13-8
1959	Knoxville	W	22-6
1960	Memphis	T	0-0
1961	Knoxville	W	17-3
1962	Memphis	L	6-7
1963	Knoxville	L	0-7
1964	Memphis	W	14-13
1971	Memphis	W	10-7
1978	Memphis	L	21-34
1979	Memphis	L	9-28
1986	Knoxville	L	23-27
1987	Starkville	W	38-10
1990	Starkville	W	40-7
1991	Knoxville	W	26-24
1994	Starkville	L	21-24
1995	Knoxville	W	52-14
1998	Atlanta	W	24-14
2002	Starkville	W	35-17
2003	Knoxville	W	59-21
2007	Starkville	W	33-21
2008	Knoxville	W	34-3
2012	Starkville	L	31-41

MISSOURI

(0-3-0)

at Knoxville: 0-2-0

at Columbia: 1-0-0

Biggest Win: None

Biggest Loss: 28 points (31-3, 2013 in Columbia)

Longest Winning Streak: None

Longest Losing Streak: 3 games (2012-Pres.)

Current Streak: Missouri 3 games

2012	Knoxville (40T)	L	48-51
2013	Columbia	L	3-31
2014	Knoxville	L	21-29

MOONEY SCHOOL

(2-0-0)

1910	Knoxville	W	7-0
1911	Knoxville	W	27-0

MONTANA

(1-0-0)

2011	Knoxville	W	42-16
------	-----------	---	-------

NASHVILLE

(2-1-1)

1901	Nashville	L	5-16
1902	Nashville	W	10-0
1903	Nashville	W	10-0
1904	Knoxville	T	0-0

NEBRASKA

(0-2-0)

1997	Miami	L	17-42
1999	Tempe	L	21-31

UNLV

(2-0-0)

1996	Knoxville	W	62-3
2004	Knoxville	W	42-17

NEW MEXICO

(2-0-0)

1983	Knoxville	W	31-6
1986	Knoxville	W	35-21

NEW YORK UNIVERSITY

(1-0-0)

1931	New York	W	13-0
------	----------	---	------

NORTHWESTERN

(1-0-0)

1996	Orlando	W	48-28
------	---------	---	-------

NORTH CAROLINA

(20-11-1)

1893	Chapel Hill	L	0-60
1897	Knoxville	L	0-16
1900	Knoxville	L	5-22
1908	Knoxville	W	12-0
1909	Knoxville	L	0-3
1919	Knoxville	T	0-0
1926	Knoxville	W	34-0
1927	Chapel Hill	W	26-0
1930	Knoxville	W	9-7
1931	Chapel Hill	W	7-0
1932	Knoxville	W	20-7
1934	Chapel Hill	W	19-7
1935	Knoxville	L	13-38
1936	Chapel Hill	L	6-14
1945	Knoxville	W	20-6
1946	Knoxville	W	20-14
1947	Chapel Hill	L	6-20
1948	Knoxville	L	7-14
1949	Chapel Hill	W	35-6
1950	Knoxville	W	16-0
1951	Chapel Hill	W	27-0
1952	Knoxville	W	41-14
1953	Chapel Hill	W	20-6
1954	Knoxville	W	26-20
1955	Chapel Hill	W	48-7
1956	Knoxville	W	20-0
1957	Chapel Hill	W	35-0
1958	Knoxville	L	7-21
1959	Chapel Hill	W	29-7
1960	Knoxville	W	27-14
1961	Chapel Hill	L	21-22
2010	Nashville (2OT)	L	27-30

NORTH CAROLINA STATE

(2-1-0)

1911	Raleigh	L	0-16
1939	Raleigh	W	13-0
2012	Atlanta	W	35-21

NORTHERN ILLINOIS

(1-0-0)

2008	Knoxville	W	13-9
------	-----------	---	------

NORTH TEXAS

(0-1-0)

1975	Knoxville	L	14-21
------	-----------	---	-------

NOTRE DAME

(4-4-0)

1978	South Bend	L	14-31
1979	Knoxville	W	40-18
1990	Knoxville	L	29-34
1991	South Bend	W	35-34
1999	Knoxville	W	38-14
2001	South Bend	W	28-18
2004	Knoxville	L	13-17
2005	South Bend	L	21-41

OHIO

(1-0-0)

2009	Knoxville	W	34-23
------	-----------	---	-------

OHIO STATE

(1-0-0)

1995	Orlando	W	20-14
------	---------	---	-------

OKLAHOMA

(1-2-0)

1938	Miami	W	17-0
1967	Miami	L	24-26
2014	Norman	L	10-34

OKLAHOMA STATE

(1-0-0)

1995	Knoxville	W	31-0
------	-----------	---	------

OREGON

(0-2-0)

2010	Knoxville	L	13-48
2013	Eugene	L	14-59

OREGON STATE

(1-0-1)

1977	Knoxville	W	41-10
1978	Knoxville	T	13-13

PACIFIC

(1-0-0)

1990	Knoxville	W	55-7
------	-----------	---	------

PENN STATE

(2-3-0)

1971	Knoxville	W	31-11
1972	Knoxville	W	28-21
1992	Tempe	L	17-42
1994	Orlando	L	13-31
2007	Tampa	L	10-20

PITTSBURGH

(0-2-0)

1980	Knoxville	L	6-30
1983	Knoxville	L	3-13

PURDUE

(0-1-0)

1979	Houston	L	22-27
------	---------	---	-------

RHODES

(3-0-0)

AS SOUTHWESTERN

1911	Knoxville	W	22-0
1935	Knoxville	W	20-0
1940	Memphis	W	41-0

RICE

(2-1-0)

1946	Miami	L	0-8
1966	Knoxville	W	23-3
1968	Houston	W	52-0

RICHMOND

(1-0-0)

1963	Knoxville	W	34-6
------	-----------	---	------

RUTGERS

(3-1-0)

1979	Knoxville	L	7-13
1983	East Rutherford	W	7-0
1985	Knoxville	W	40-0
2002	Knoxville	W	35-14

SEWANEE

(12-10-0)

1891	Chattanooga	L	0-24
1892	Sewanee	L	0-54
1892	Knoxville	L	0-10
1899	Sewanee	L	0-51
1902	Knoxville	W	6-0
1903	Knoxville	L	0-17
1904	Knoxville	L	0-12
1905	Sewanee	L	6-11
1906	Knoxville	L	0-17
1912	Chattanooga	L	6-33
1913	Chattanooga	L	6-17
1914	Chattanooga	W	14-7
1916	Chattanooga	W	17-0
1920	Chattanooga	W	20-0
1921	Knoxville	W	21-0
1922	Chattanooga	W	18-7
1926	Knoxville	W	12-0
1927	Knoxville	W	32-12
1928	Knoxville	W	37-0
1937	Knoxville	W	32-0
1938	Knoxville	W	26-3
1939	Knoxville	W	40-0

SOUTH ALABAMA

(1-0-0)

2013	Knoxville	W	31-24
------	-----------	---	-------

SOUTH CAROLINA

(24-7-2)

at Knoxville: 15-2
 at Columbia: 9-5-2
 Biggest Win: 54 points (54-0, 1929 in Knoxville)
 Biggest Loss: 24 points (24-0, 1903 in Columbia)
 Longest Winning Streak: 12 games (1993-2004)
 Longest Losing Streak: 3 games (2010-12)
 Current Streak: Tennessee 2 games
 1903 Columbia L 0-24
 1916 Knoxville W 26-0
 1919 Columbia T 6-6

1929	Knoxville	W	54-0
1942	Columbia	T	0-0
1965	Knoxville	W	24-3
1966	Knoxville	W	29-17
1969	Knoxville	W	29-14
1970	Columbia	W	20-18
1971	Knoxville	W	35-6
1992	Columbia	L	23-24
1993	Knoxville	W	55-3
1994	Columbia	W	31-22
1995	Knoxville	W	56-21
1996	Columbia	W	31-14
1997	Knoxville	W	22-7
1998	Columbia	W	49-14
1999	Knoxville	W	30-7
2000	Columbia	W	17-14
2001	Knoxville	W	17-10
2002	Columbia	W	18-10
2003	Knoxville (OT)	W	23-20
2004	Columbia	W	43-29
2005	Knoxville	L	15-16
2006	Columbia	W	31-24
2007	Knoxville (OT)	W	27-24
2008	Columbia	L	6-27
2009	Knoxville	W	31-13
2010	Columbia	L	24-38
2011	Knoxville	L	3-14
2012	Columbia	L	35-38
2013	Knoxville	W	23-21
2014	Columbia (OT)	W	45-42

SOUTHERN CALIFORNIA

(0-4-0)

1939	Pasadena	L	0-14
1944	Pasadena	L	0-25
1980	Knoxville	L	17-20
1981	Los Angeles	L	7-43

SOUTHERN METHODIST

(1-0-0)

1970	Knoxville	W	28-3
------	-----------	---	------

SOUTHERN MISSISSIPPI

(5-0-0)

AS MISSISSIPPI SOUTHERN

1950	Knoxville	W	56-0
------	-----------	---	------

AS SOUTHERN MISSISSIPPI

1995	Knoxville	W	42-0
1997	Knoxville	W	44-20
2000	Knoxville	W	19-16
2007	Knoxville	W	39-19

SYRACUSE

(3-0-0)

1966	Jacksonville	W	18-12
1998	Syracuse	W	34-33
2001	Knoxville	W	33-9

TAMPA

(2-0-0)

1960	Knoxville	W	62-7
1967	Tampa	W	38-0

TEMPLE

(2-0-0)

1944	Knoxville	W	27-14
1990	Knoxville	W	41-20

TENNESSEE-MARTIN

(1-0-0)

2010	Knoxville	W	50-0
------	-----------	---	------

TENNESSEE MEDICAL SCHOOL

(1-0-1)

1911	Memphis	T	0-0
1912	Memphis	W	62-0

TENNESSEE MILITARY INSTITUTE

(1-0-0)

1907	Knoxville	W	30-0
------	-----------	---	------

TENNESSEE SCHOOL FOR DEAF

(1-0-0)

1905	Knoxville	W	16-6
------	-----------	---	------

TENNESSEE TECH

(5-0-0)

1947	Knoxville	W	49-0
1948	Knoxville	W	41-0
1949	Knoxville	W	36-6
1950	Knoxville	W	48-14
1951	Knoxville	W	68-0

TEXAS

(1-2-0)

1950	Dallas	W	20-14
1952	Dallas	L	0-16
1968	Dallas	L	13-36

TEXAS A&M

(2-0-0)

at Knoxville: 0-0
at College Station: 0-0
Biggest Win: 31 points (38-7, 2004 in Dallas)

Biggest Loss: None
Longest Winning Streak: 2 games (1957-Present)

Longest Losing Streak: None
Current Streak: Tennessee 2 games
1957 Jacksonville W 3-0
2004 Dallas W 38-7

TCU

(2-0-0)

1973	Knoxville	W	39-7
1976	Knoxville	W	31-0

UTEP

(2-0-0)

1986	Knoxville	W	26-16
1990	Knoxville	W	56-0

TEXAS TECH

(1-1-0)

1973	Jacksonville	L	19-28
1997	Knoxville	W	52-17

TRANSYLVANIA

(4-1-0)

AS KENTUCKY UNIVERSITY

1899	Knoxville	W	41-0
1901	Knoxville	L	0-6
1909	Knoxville	W	11-0

AS TRANSYLVANIA

1920	Knoxville	W	49-0
1927	Knoxville	W	57-0

TROY

(1-0-0)

2012	Knoxville	W	55-48
------	-----------	---	-------

TULANE

(4-1-0)

1923	Knoxville	W	13-2
1924	New Orleans	L	7-26
1962	Knoxville	W	28-16
1963	New Orleans	W	26-0
1967	Knoxville	W	35-14

TULSA

(5-0-0)

1942	New Orleans	W	14-7
1961	Knoxville	W	52-6
1965	Houston	W	27-6
1971	Knoxville	W	38-3
1974	Knoxville	W	17-10

TUSCULUM

(3-0-0)

1915	Knoxville	W	21-0
1916	Knoxville	W	33-0
1919	Knoxville	W	29-6

UCLA

(7-6-2)

1965	Memphis	W	37-34
1967	Los Angeles	L	16-20
1968	Knoxville	W	42-18
1970	Knoxville	W	28-17
1974	Knoxville	T	17-17
1975	Los Angeles	L	28-34
1978	Knoxville	L	0-13
1985	Knoxville	T	26-26
1989	Pasadena	W	24-6
1991	Knoxville	W	30-16
1994	Pasadena	L	23-25
1996	Knoxville	W	35-20
1997	Pasadena	W	30-24
2008	Pasadena (OT)	L	24-27
2009	Knoxville	L	15-19

UTAH

(3-0-0)

1975	Knoxville	W	40-7
1979	Knoxville	W	51-18
1984	Knoxville	W	27-21

UTAH STATE

(1-0-0)

2014	Knoxville	W	38-7
------	-----------	---	------

GENERAL

STAFF

PLAYERS

REVIEW

HISTORY

HONORS

VOLMANAC

RECORDS



VANDERBILT

(74-29-5)

at Knoxville: 37-11-1

at Nashville: 37-18-4

Biggest Win: 65 points (65-0, 1994 in Nashville)

Biggest Loss: 51 points (51-0, 1909 in Nashville)

Longest Winning Streak: 22 games (1983-2004)

Longest Losing Streak: 9 games (1901-13)

Current Streak: Tennessee 1 game

1892	Nashville	L	4-22
1892	Knoxville	L	0-12
1900	Nashville	T	0-0
1901	Nashville	L	0-22
1902	Knoxville	L	5-12
1903	Nashville	L	0-40
1904	Nashville	L	0-22
1905	Knoxville	L	0-45
1908	Nashville	L	9-16
1909	Nashville	L	0-51
1910	Nashville	L	0-18
1913	Nashville	L	6-7
1914	Nashville	W	16-14
1915	Nashville	L	0-35
1916	Knoxville	W	10-6
1919	Nashville	T	3-3
1920	Knoxville	L	0-20
1921	Nashville	L	0-14
1922	Knoxville	L	6-14
1923	Nashville	L	7-51
1925	Nashville	L	7-34
1926	Nashville	L	3-20
1927	Knoxville	T	7-7
1928	Nashville	W	6-0
1929	Knoxville	W	13-0
1930	Nashville	W	13-0
1931	Knoxville	W	21-7
1932	Nashville	T	0-0
1933	Knoxville	W	33-6
1934	Nashville	W	13-6
1935	Knoxville	L	7-13
1936	Nashville	W	26-13
1937	Knoxville	L	7-13
1938	Nashville	W	14-0
1939	Knoxville	W	13-0
1940	Nashville	W	20-0
1941	Knoxville	W	26-7
1942	Nashville	W	19-7
1945	Knoxville	W	45-0
1946	Nashville	W	7-6
1947	Knoxville	W	12-7
1948	Nashville	L	6-28
1949	Knoxville	W	26-20
1950	Nashville	W	43-0
1951	Knoxville	W	35-27
1952	Nashville	W	46-0
1953	Knoxville	W	33-6
1954	Nashville	L	0-26
1955	Knoxville	W	20-14
1956	Nashville	W	27-7
1957	Knoxville	W	20-6
1958	Nashville	W	10-6
1959	Knoxville	L	0-14
1960	Nashville	W	35-0
1961	Knoxville	W	41-7
1962	Nashville	W	30-0
1963	Knoxville	W	14-0
1964	Nashville	L	0-7
1965	Knoxville	W	21-3

1966	Nashville	W	28-0
1967	Knoxville	W	41-14
1968	Nashville	W	10-7
1969	Knoxville	W	40-27
1970	Nashville	W	24-6
1971	Knoxville	W	19-7
1972	Nashville	W	30-10
1973	Knoxville	W	20-17
1974	Nashville	T	21-21
1975	Knoxville	L	14-17
1976	Nashville	W	13-10
1977	Knoxville	W	42-7
1978	Nashville	W	41-15
1979	Knoxville	W	31-10
1980	Nashville	W	51-13
1981	Knoxville	W	38-34
1982	Nashville	L	21-28
1983	Knoxville	W	34-24
1984	Nashville	W	29-13
1985	Knoxville	W	30-0
1986	Nashville	W	35-20
1987	Knoxville	W	38-36
1988	Nashville	W	14-7
1989	Knoxville	W	17-10
1990	Nashville	W	49-20
1991	Knoxville	W	45-0
1992	Nashville	W	29-25
1993	Knoxville	W	62-14
1994	Nashville	W	65-0
1995	Knoxville	W	12-7
1996	Nashville	W	14-7
1997	Knoxville	W	17-10
1998	Nashville	W	41-0
1999	Knoxville	W	38-10
2000	Nashville	W	28-26
2001	Knoxville	W	38-0
2002	Nashville	W	24-0
2003	Knoxville	W	48-0
2004	Nashville	W	38-33
2005	Knoxville	L	24-28
2006	Nashville	W	39-10
2007	Knoxville	W	25-24
2008	Nashville	W	20-10
2009	Knoxville	W	31-16
2010	Nashville	W	24-10
2011	Knoxville (OT)	W	27-21
2012	Nashville	L	18-41
2013	Knoxville	L	10-14
2014	Nashville	W	24-17

VILLANOVA

(1-0-0)

1945	Knoxville	W	33-2
------	-----------	---	------

VIRGINIA

(3-1-0)

1927	Knoxville	W	42-0
1940	Knoxville	W	41-14
1980	Knoxville	L	13-16
1990	New Orleans	W	23-22

VIRGINIA MILITARY

(0-1-0)

1923	Knoxville	L	0-33
------	-----------	---	------

VIRGINIA TECH

(5-3-0)

1896	Knoxville	W	6-4
1897	Roanoke	W	18-0
1899	Knoxville	L	0-5
1911	Blacksburg	L	11-36
1933	Knoxville	W	27-0
1937	Knoxville	W	27-0
1994	Gainesville	W	45-23
2009	Atlanta	L	14-37

WAKE FOREST

(6-3-0)

1892	Knoxville	L	6-10
1893	Winston-Salem	L	0-64
1937	Knoxville	W	32-0
1945	Knoxville	W	7-6
1946	Knoxville	L	6-19
1962	Knoxville	W	23-0
1970	Memphis	W	41-7
1972	Knoxville	W	45-6
1985	Knoxville	W	31-29

WASHINGTON & LEE

(5-0-0)

1899	Knoxville	W	11-0
1928	Knoxville	W	26-7
1929	Roanoke	W	39-0
1950	Knoxville	W	27-20
1951	Knoxville	W	60-14

WASHINGTON STATE

(4-1-0)

1980	Knoxville	W	35-23
1982	Knoxville	W	10-3
1984	Knoxville	W	34-27
1988	Knoxville	L	24-52
1994	Knoxville	W	10-9

WESTERN KENTUCKY

(2-0-0)

2009	Knoxville	W	63-7
2013	Knoxville	W	52-20

WICHITA STATE

(1-0-0)

1981	Knoxville	W	24-21
------	-----------	---	-------

WILLIAM & MARY

(1-0-0)

1945	Knoxville	W	48-13
------	-----------	---	-------

WISCONSIN

(2-0-0)

1981	East Rutherford	W	28-21
2008	Tampa	W	21-17

WOFFORD

(1-0-0)

1952	Knoxville	W	50-0
------	-----------	---	------

WYOMING

(2-1-0)

1999	Knoxville	W	42-17
2002	Nashville	W	47-7
2008	Knoxville	L	7-13



RECORDS

OVERTIME RECORDS

ALL-TIME OVERTIME GAMES (11-5)

Date	Opponent	OTs	1st Poss.	Game-Winning Score	Final Score
Sept. 19, 1998	Florida	1	Offense*	Jeff Hall 41 field goal	W, 20-17
Sept. 30, 2000	at LSU	1	Defense*	Robert Royal 25 pass from Rohan Davey (John Corbello kick)	L, 31-38
Oct. 5, 2002	Arkansas	6	Offense	Jason Witten 25 pass from Casey Clausen+	W, 41-38
Sept. 27, 2003	South Carolina	1	Defense*	James Banks 4 pass from Casey Clausen+	W, 23-20
Oct. 25, 2003	at Alabama	5	Offense	Casey Clausen 1 run (James Banks pass from Casey Clausen)	W, 51-43
Sept. 26, 2005	at LSU	1	Defense*	Gerald Riggs, Jr. 1 run+	W, 30-27
Oct. 27, 2007	South Carolina	1	Offense	Daniel Lincoln 27 field goal	W, 27-24
Nov. 24, 2007	at Kentucky	4	Defense*	Quintin Hancock 40 pass from Erik Ainge (Austin Rogers pass from Ainge)	W, 52-50
Sept. 1, 2008	at UCLA	1	Defense*	Kai Forbath 42 field goal	L, 24-27
Nov. 28, 2009	at Kentucky	1	Defense*	Montario Hardesty 20 run+	W, 30-24
Sept. 25, 2010	UAB	2	Offense	Denarius Moore 25 pass from Matt Simms+	W, 32-29
Dec. 30, 2010	vs. North Carolina#	2	Defense*	Casey Barth 23 field goal+	L, 27-30
Nov. 19, 2011	Vanderbilt	1	Defense*	Eric Gordon 90 INT return+	W, 27-21
Nov. 10, 2012	Missouri	4	Defense*	Andrew Baggett 35 field goal+	L, 48-51
Oct. 5, 2013	Georgia	1	Offense*	Marshall Morgan 42 field goal+	L, 31-34
Nov. 1, 2014	at South Carolina	1	Offense	Aaron Medley 32 field goal	W, 45-42

*Won coin toss +Game-ending play #Bowl game

OVERTIME TEAM RECORDS

Record in OT: 11-5 (Tied with Missouri (11-5) for most OT wins all-time in NCAA history)

Most OT Periods: 6 vs. Arkansas, Oct. 5, 2002

Longest Game (Elapsed Time): 4:43 at Kentucky, Nov. 24, 2007

Points: 31 at Alabama, Oct. 25, 2003

Opponent Points: 23 at Alabama, Oct. 25, 2003; Missouri, Nov. 10, 2012

Points, Both Teams: 54 (UT 31, Alabama 23), Oct. 25, 2003

Fewest Points: 0 at LSU, Sept. 30, 2000; at UCLA, Sept. 1, 2008

Fewest Points, Both Teams: 3 (UT 3, Florida 0), Sept. 19, 1998; (UT 3, South Carolina 0), Oct. 27, 2007; (UCLA 3, UT 0), Sept. 1, 2008; (UT 3, South Carolina 0), Nov. 1, 2014

Touchdowns: 4 at Alabama, Oct. 25, 2003

Total Offense Plays: 21 at Alabama, Oct. 25, 2003 (105 yards)

Total Offense Yards: 105 at Alabama, Oct. 25, 2003 (21 plays)

Rushing Attempts: 13 at Alabama, Oct. 25, 2003 (40 yards)

Rushing Yards: 40 at Alabama, Oct. 25, 2003 (13 attempts)

Pass Attempts: 16 vs. Missouri, Nov. 10, 2012 (9 completions, 72 yards, 2 touchdowns)

Pass Completions: 9 vs. Missouri, Nov. 10, 2012 (for 72 yards)

Passing Yards: 77 at Kentucky, Nov. 24, 2007 (6-of-9)

Field Goals Attempted: 2 vs. Arkansas, Oct. 5, 2002 (2 made)

Field Goals Made: 2 vs. Arkansas, Oct. 5, 2002 (2 attempts)

Longest Drive, Plays: 7 vs. Arkansas, Oct. 5, 2002 (11 yards, Philip Newman 31 field goal made)

Shortest Drive, Plays: 1 vs. Arkansas, Oct. 5, 2002 (25 yards, Jason Witten 25 pass from Casey Clausen); vs. Arkansas, Oct. 5, 2002 (25 yards, Tony Brown 25 pass from Casey Clausen); at Alabama, Oct. 25, 2003 (25 yards, James Banks 25 pass from Casey Clausen); vs. UAB, Sept. 25, 2010 (25 yards, Denarius Moore 25 pass from Matt Simms)

Shortest Drive, Yards: minus-7 vs. Arkansas, Oct. 5, 2002 (1 play, Derrick Tinsley rush and fumble lost)

Opponent Longest Drive, Plays: 6, Arkansas, Oct. 5, 2002 (12 yards, O'Donohoe 29 field goal made); at Alabama, Oct. 25, 2003 (25 yards, Dre Fulgham 6 TD pass from Brodie Croyle)

Opponent Shortest Drive, Plays: 1, LSU, Sept. 30, 2000 (25 yards, Robert Royal 25 pass from Rohan Davey)

Opponent Shortest Drive, Yards: minus-15, at South Carolina, Nov. 1, 2014 (4 plays, Elliott Fry 58-yard field goal attempt)

OVERTIME INDIVIDUAL RECORDS

Points: 14, James Banks at Alabama, Oct. 25, 2003 (2 TDs, 1 PAT)

Touchdowns: 2, James Banks at Alabama, Oct. 25, 2003

Rushing Attempts: 5, Jabari Davis vs. Arkansas, Oct. 5, 2002 (23 yards); Jabari Davis at Alabama, Oct. 25, 2003 (11 yards)

Rushing Yards: 23, Jabari Davis vs. Arkansas, Oct. 5, 2002 (5 attempts)

Longest Rushing Play: 20, Montario Hardesty at Kentucky, Nov. 28, 2009

Longest Rushing Touchdown: 20 yards, Montario Hardesty at Kentucky, Nov. 28, 2009

Passing Attempts: 15, Tyler Bray vs. Missouri, Nov. 10, 2012 (8 completions)

Passing Completions: 8, Tyler Bray vs. Missouri, Nov. 10, 2012 (15 attempts)

Passing Yards: 77, Erik Ainge at Kentucky, Nov. 24, 2007 (6-of-9); Tyler Bray vs. Missouri, Nov. 10, 2012 (8-of-15)

Longest Pass Completion: 40, Erik Ainge to Quintin Hancock (TD) at Kentucky, Nov. 24, 2007 (1st-and-10 from the 40-yard line) **

Longest Passing Touchdown: 40, Erik Ainge to Quintin Hancock at Kentucky, Nov. 24, 2007 (1st-and-10 from the 40-yard line) **

Receptions: 2, Cedrick Wilson at LSU, Sept. 30, 2000 (16 yards); James Banks at Alabama, Oct. 25, 2003 (30 yards); Gerald Jones at Kentucky, Nov. 24, 2007 (20 yards); Denarius Moore vs. UAB, Sept. 25, 2010 (31 yards); Cordarrelle Patterson vs. Missouri, Nov. 10, 2012 (31 yards); Rajion Neal vs. Missouri, Nov. 10, 2012 (12 yards); Zach Rogers vs. Missouri, Nov. 10, 2012 (10 yards); Marlin Lane vs. Missouri, Nov. 10, 2012 (6 yards)

Receiving Yards: 40, Quintin Hancock at Kentucky, Nov. 24, 2007 (1 reception) **

Field Goals Attempted: 2, Philip Newman vs. Arkansas, Oct. 5, 2002 (2 made)

Field Goals Made: 2, Philip Newman vs. Arkansas, Oct. 5, 2002 (2 attempts)

Longest Field Goal Made: 41, Jeff Hall vs. Florida, Sept. 19, 1998

** Believed to be longest offensive-gaining play in NCAA overtime history.



VOLS ON TELEVISION

Tennessee's first appearance on television came during the 1951 national championship season when the Vols defeated SEC rival Alabama by a 27-13 margin at Birmingham. The game was carried on WAPI-TV, a local CBS affiliate.

Date	Opponent	Score	WLT	Ntwk
1951			1-0	
Oct. 20	at Alabama	27-13	W	CBS
1952			0-1	
Jan. 1	Texas (Cotton Bowl)	0-16	L	NBC
1953			0-0-1	
Oct. 17	at Alabama	0-0	T	NBC
1956			0-1	
Jan. 1	Baylor (Sugar Bowl)	7-13	L	ABC
1957			1-0	
Dec. 28	Texas A&M (Gator Bowl)	3-0	W	CBS
1958			0-1	
Sept. 27	at Auburn	0-13	L	NBC
1961			0-1	
Oct. 21	at Alabama	3-34	L	ABC
1962			0-1	
Oct. 20	Alabama	7-27	L	CBS
1964			0-0-1	
Oct. 24	at LSU	3-3	T	NBC
1965			1-1	
Nov. 13	Mississippi (Memphis)	13-14	L	NBC
Dec. 18	Tulsa (Bluebonnet Bowl)	27-6	W	NBC
1966			2-1	
Oct. 8	at Georgia Tech	3-6	L	ABC
Nov. 19	Kentucky	28-19	W	ABC
Dec. 31	Syracuse (Gator Bowl)	18-12	W	ABC
1967			1-1	
Oct. 14	Georgia Tech	24-13	W	ABC
Jan. 1	Oklahoma (Orange Bowl)	24-26	L	NBC
1968			1-1-1	
Sept. 14	Georgia	17-17	T	ABC
Oct. 19	Alabama	10-9	W	ABC
Jan. 1	Texas (Cotton Bowl)	13-36	L	CBS
1969			1-1	
Sept. 27	Auburn	45-19	W	ABC
Dec. 27	Florida (Gator Bowl)	13-14	L	NBC
1970			2-0	
Oct. 24	Florida	38-7	W	ABC
Jan. 1	Air Force (Sugar Bowl)	34-13	W	ABC
1971			2-1	
Sept. 25	Auburn	9-10	L	ABC
Dec. 4	Penn St.	31-11	W	ABC
Dec. 20	Arkansas (Liberty Bowl)	14-13	W	ABC
1972			0-2	
Sept. 9	at Georgia Tech	34-3	W	ABC
Dec. 30	LSU (Bluebonnet Bowl)	24-17	W	Mizlou
1973			0-3	
Oct. 20	at Alabama	21-42	L	ABC
Nov. 17	at Mississippi	18-28	L	ABC
Dec. 29	Texas Tech (Gator Bowl)	19-28	L	ABC
1974			0-1-1	
Sept. 7	UCLA	17-17	T	ABC
Dec. 16	Maryland (Liberty Bowl)	7-3	W	ABC
1975			0-1	
Sept. 20	at UCLA	28-34	L	ABC
1976			0-2	
Sept. 25	at Auburn	28-38	L	ABC
Oct. 16	Alabama	13-20	L	ABC
1978			0-1	
Sept. 30	at Auburn	10-29	L	ABC
1979			0-1	
Dec. 31	Purdue (Bluebonnet Bowl)	22-27	L	Mizlou
1980			0-1	
Oct. 18	Alabama	0-27	L	ABC
1981			1-0	
Dec. 13	Wisconsin (Garden St. Bowl)	28-21	W	Mizlou
1982			0-2	
Oct. 23	at Georgia Tech	21-31	L	ABC
Dec. 31	Iowa (Peach Bowl)	22-28	L	CBS

1983			4-1	
Oct. 8	LSU	20-6	W	TBS
Nov. 12	Mississippi	10-13	L	TBS
Nov. 19	at Kentucky	10-0	W	CBS
Nov. 26	Vanderbilt	34-24	W	CBS
Dec. 17	Maryland (Citrus Bowl)	30-23	W	Mizlou/ESPN
1984			1-2	
Sept. 29	at Auburn	10-29	L	TBS
Dec. 1	at Vanderbilt	29-13	W	TBS
Dec. 22	Maryland (Sun Bowl)	27-28	L	CBS
1985			6-0-2	
Sept. 14	UCLA	26-26	T	ABC
Sept. 28	Auburn	38-20	W	ABC
Oct. 19	at Alabama	16-14	W	TBS
Oct. 26	Georgia Tech	6-6	T	ESPN
Nov. 16	Mississippi	34-14	W	TBS
Nov. 23	at Kentucky	42-0	W	TBS
Nov. 30	Vanderbilt	30-0	W	TBS
Jan. 1	Miami (Fla.) (Sugar Bowl)	35-7	W	ABC
1986			2-4	
Sept. 13	Mississippi St.	23-27	L	TBS
Sept. 27	at Auburn	8-34	L	ABC
Oct. 18	Alabama	28-56	L	ABC
Oct. 25	at Georgia Tech	13-14	L	TBS
Nov. 15	at Mississippi	22-10	W	TBS
Dec. 29	Minnesota (Liberty Bowl)	21-14	W	Raycom
1987			5-2-1	
Aug. 30	Iowa (Kickoff Classic)	23-22	W	ABC
Sept. 12	at Mississippi St.	38-10	W	TBS
Sept. 26	Auburn	20-20	T	TBS
Oct. 3	California	38-12	W	TBS
Oct. 17	at Alabama	22-41	L	ESPN
Oct. 31	at Boston College	18-20	L	GAIFN
Nov. 28	Vanderbilt	38-36	W	WZTV
Jan. 2	Indiana (Peach Bowl)	27-22	W	Mizlou
1988			0-3	
Sept. 3	at Georgia	17-28	L	ESPN
Sept. 17	LSU	9-34	L	TBS
Sept. 24	at Auburn	6-38	L	CBS
1989			8-1	
Sept. 9	at UCLA	24-6	W	VideoSeat
Sept. 30	Auburn	21-14	W	CBS
Oct. 7	Georgia	17-14	W	ESPN
Oct. 21	at Alabama	30-47	L	CBS
Oct. 28	at LSU	45-39	W	TBS
Nov. 18	Ole Miss	33-21	W	VideoSeat
Nov. 25	at Kentucky	31-10	W	ESPN
Dec. 2	Vanderbilt	17-10	W	TBS
Jan. 1	Arkansas (Cotton Bowl)	31-27	W	CBS
1990			8-2-2	
Aug. 26	Colorado (Pigskin Classic)	31-31	T	NBC
Sept. 1	Pacific	55-7	W	VideoSeat
Sept. 8	at Mississippi St.	40-7	W	TBS
Sept. 29	at Auburn	26-26	T	ESPN
Oct. 13	Florida	45-3	W	ESPN
Oct. 20	Alabama	6-9	L	ESPN
Nov. 3	Temple	41-20	W	VideoSeat
Nov. 10	Notre Dame	29-34	L	CBS
Nov. 17	Mississippi (Memphis)	22-13	W	CBS
Nov. 24	Kentucky	42-28	W	TBS
Dec. 1	at Vanderbilt	49-20	W	VideoSeat
Jan. 1	Virginia (Sugar Bowl)	23-22	W	ABC
1991			9-3	
Sept. 5	at Louisville	28-11	W	ESPN
Sept. 14	UCLA	30-16	W	TBS
Sept. 21	Mississippi St.	26-24	W	TBS
Sept. 28	Auburn	30-21	W	ESPN
Oct. 12	at Florida	18-35	L	ESPN
Oct. 19	at Alabama	19-24	L	ABC
Nov. 2	Memphis	52-24	W	VideoSeat
Nov. 9	at Notre Dame	35-34	W	NBC
Nov. 16	Ole Miss	36-25	W	VideoSeat
Nov. 23	at Kentucky	16-7	W	TBS
Nov. 30	Vanderbilt	45-0	W	SpSouth
Jan. 1	Penn State (Fiesta Bowl)	17-42	L	NBC

RECORDS

1992		7-3		
Sept. 12	at Georgia	34-31	W	ABC
Sept. 19	Florida	31-14	W	ABC
Sept. 26	Cincinnati	40-0	W	VideoSeat
Oct. 3	at LSU	20-0	W	ESPN
Oct. 10	Arkansas	24-25	L	JP
Oct. 17	Alabama	10-17	L	ABC
Oct. 31	at South Carolina	23-24	L	JP
Nov. 14	at Memphis	26-21	W	VideoSeat
Nov. 28	at Vanderbilt	29-25	W	VideoSeat
Jan. 1	Boston College (H of F Bowl)	38-23	W	ESPN

1993		9-2-1		
Sept. 4	Louisiana Tech	50-0	W	VideoSeat
Sept. 11	Georgia	38-6	W	ESPN
Sept. 18	at Florida	34-41	L	ABC
Sept. 25	LSU	42-20	W	JP
Oct. 2	Duke	52-19	W	VideoSeat
Oct. 9	at Arkansas	28-14	W	JP
Oct. 16	at Alabama	*17-17	T	ABC
Oct. 30	South Carolina	55-3	W	JP
Nov. 6	Louisville	45-10	W	ABC
Nov. 20	at Kentucky	48-0	W	ESPN
Nov. 27	Vanderbilt	62-14	W	JP
Jan. 1	Penn State (Citrus Bowl)	13-31	L	ABC

*Game later forfeited to UT as result of NCAA sanctions.

1994		5-4		
Sept. 3	at UCLA	23-25	L	ABC
Sept. 10	at Georgia	41-23	W	ESPN
Sept. 17	Florida	0-31	L	ESPN
Sept. 24	at Mississippi St.	21-24	L	JP
Oct. 8	Arkansas	38-21	W	VideoSeat
Oct. 15	Alabama	13-17	L	ESPN
Nov. 19	Kentucky	52-0	W	JP
Nov. 26	at Vanderbilt	65-0	W	JP
Dec. 30	Virginia Tech (Gator Bowl)	45-23	W	TBS

1995		11-1		
Sept. 2	East Carolina	27-7	W	VideoSeat
Sept. 9	Georgia	30-27	W	ESPN
Sept. 16	at Florida	37-62	L	ABC
Sept. 23	Mississippi St.	52-14	W	ABC
Sept. 30	Oklahoma State	31-0	W	VideoSeat
Oct. 7	at Arkansas	49-31	W	VideoSeat
Oct. 14	at Alabama	41-14	W	ESPN
Oct. 28	South Carolina	56-21	W	JP
Nov. 4	Southern Miss	42-0	W	VideoSeat
Nov. 18	at Kentucky	34-31	W	JP
Nov. 25	Vanderbilt	12-7	W	JP
Jan. 1	Ohio State (Citrus Bowl)	20-14	W	ABC

1996		10-2		
Aug. 31	UNLV	62-3	W	VideoSeat
Sept. 7	UCLA	35-20	W	CBS
Sept. 21	Florida	29-35	L	CBS
Oct. 3	Mississippi (Memphis)	41-3	W	ESPN
Oct. 12	at Georgia	29-17	W	ESPN
Oct. 26	Alabama	20-13	W	CBS
Nov. 2	at South Carolina	31-14	W	JP
Nov. 9	at Memphis	17-21	L	CBS
Nov. 16	Arkansas	55-14	W	JP
Nov. 23	Kentucky	56-10	W	CBS
Nov. 30	at Vanderbilt	14-7	W	ESPN
Jan. 1	Northwestern (Citrus Bowl)	48-28	W	ABC

1997		11-2		
Aug. 30	Texas Tech	52-17	W	ESPN
Sept. 6	at UCLA	30-24	W	ABC
Sept. 20	at Florida	20-33	L	CBS
Oct. 4	Mississippi	31-17	W	CBS
Oct. 11	Georgia	38-13	W	CBS
Oct. 18	at Alabama	38-21	W	ESPN
Nov. 1	South Carolina	22-7	W	JP
Nov. 8	Southern Miss	44-20	W	VideoSeat
Nov. 15	at Arkansas	30-22	W	ESPN2
Nov. 22	at Kentucky	59-31	W	ESPN2/JP
Nov. 29	Vanderbilt	17-10	W	CBS
Dec. 6	Auburn (SEC Championship)	30-29	W	ABC
Jan. 2	Nebraska (Orange Bowl)	17-42	L	CBS

1998		13-0		
Sept. 5	at Syracuse	34-33	W	ESPN
Sept. 19	Florida	(ot) 20-17	W	CBS
Sept. 26	Houston	42-7	W	VideoSeat
Oct. 3	at Auburn	17-9	W	CBS
Oct. 10	at Georgia	22-3	W	CBS
Oct. 24	Alabama	35-18	W	CBS

Oct. 31	at South Carolina	49-14	W	JP
Nov. 7	UAB	37-13	W	VideoSeat
Nov. 14	Arkansas	28-24	W	CBS
Nov. 21	Kentucky	59-21	W	CBS
Nov. 28	at Vanderbilt	41-0	W	ESPN2/JP
Dec. 5	Miss. State (SEC Championship)	24-14	W	ABC
Jan. 4	Florida St. (Fiesta Bowl)	23-16	W	ABC

1999		9-3		
Sept. 4	Wyoming	42-17	W	ESPN2
Sept. 18	at Florida	21-23	L	CBS
Sept. 25	Memphis	17-16	W	VideoSeat
Oct. 2	Auburn	24-0	W	ESPN
Oct. 9	Georgia	37-20	W	ESPN
Oct. 23	at Alabama	21-7	W	CBS
Oct. 30	South Carolina	30-7	W	VideoSeat
Nov. 6	Notre Dame	38-14	W	ESPN
Nov. 13	at Arkansas	24-28	L	JP
Nov. 20	at Kentucky	56-21	W	JP
Nov. 27	Vanderbilt	38-10	W	CBS
Jan. 2	Nebraska (Fiesta Bowl)	21-31	L	ABC

2000		8-4		
Sept. 2	Southern Miss.	19-16	W	ESPN
Sept. 16	Florida	23-27	L	CBS
Sept. 23	UL-Monroe	70-3	W	VideoSeat
Sept. 30	at LSU	(ot) 31-38	L	ESPN
Oct. 7	at Georgia	10-21	L	ESPN
Oct. 21	Alabama	20-10	W	CBS
Oct. 28	at South Carolina	17-14	W	JP
Nov. 4	at Memphis	19-17	W	Fox
Nov. 11	Arkansas	63-20	W	JP
Nov. 18	Kentucky	59-20	W	JP
Nov. 25	at Vanderbilt	28-26	W	JP
Jan. 1	Kansas State (Cotton Bowl)	21-35	L	Fox

2001		11-2		
Sept. 1	Syracuse	33-9	W	ESPN2
Sept. 8	at Arkansas	13-3	W	ESPN2
Sept. 29	LSU	26-18	W	ESPN
Oct. 6	Georgia	24-26	L	CBS
Oct. 20	at Alabama	35-24	W	CBS
Oct. 27	South Carolina	17-10	W	ESPN2
Nov. 3	at Notre Dame	28-18	W	NBC
Nov. 10	Memphis	49-28	W	VideoSeat
Nov. 17	at Kentucky	38-35	W	JP
Nov. 24	Vanderbilt	38-0	W	CBS
Dec. 1	at Florida	34-32	W	CBS
Dec. 8	LSU (SEC Championship)	20-31	L	CBS
Jan. 1	Michigan (Citrus Bowl)	45-17	W	ABC

2002		8-5		
Aug. 31	Wyoming (Nashville)	47-7	W	ESPN2
Sept. 7	MTSU	26-3	W	VideoSeat
Sept. 21	Florida	13-30	L	CBS
Sept. 28	Rutgers	35-14	W	VideoSeat
Oct. 5	Arkansas	(6 ot) 41-38	W	ESPN
Oct. 12	at Georgia	13-18	L	CBS
Oct. 26	Alabama	14-34	L	ESPN
Nov. 2	at South Carolina	18-10	W	CBS
Nov. 9	Miami (Fla.)	3-26	L	CBS
Nov. 16	at Mississippi St.	35-17	W	JP
Nov. 23	at Vanderbilt	24-0	W	JP
Nov. 30	Kentucky	24-0	W	JP
Dec. 31	Maryland (Peach Bowl)	3-30	L	ESPN

2003		10-3		
Aug. 30	Fresno State	24-6	W	ESPN2
Sept. 6	Marshall	34-24	W	ESPN2
Sept. 20	at Florida	24-10	W	CBS
Sept. 27	South Carolina	(ot) 23-20	W	ESPN
Oct. 4	at Auburn	21-28	L	ESPN
Oct. 11	Georgia	14-41	L	ESPN2
Oct. 25	at Alabama	(5 ot) 51-43	W	CBS
Nov. 1	Duke	23-6	W	VideoSeat
Nov. 8	at Miami (Fla.)	10-6	W	ABC
Nov. 15	Mississippi State	59-21	W	JP
Nov. 22	Vanderbilt	48-0	W	VideoSeat
Nov. 29	at Kentucky	20-7	W	JP
Jan. 2	Clemson (Peach Bowl)	14-27	L	ESPN

2004		10-3		
Sept. 5	UNLV	42-17	W	ESPN
Sept. 18	Florida	30-28	W	CBS
Sept. 25	Louisiana Tech	42-17	W	VideoSeat
Oct. 2	Auburn	10-34	L	ESPN
Oct. 9	at Georgia	19-14	W	CBS
Oct. 16	at Mississippi	21-17	W	ESPN2



Oct. 23	Alabama	17-13	W	CBS
Oct. 30	at South Carolina	43-29	W	JP
Nov. 6	Notre Dame	13-17	L	CBS
Nov. 20	at Vanderbilt	38-33	W	JP
Nov. 27	Kentucky	37-31	W	JP
Dec. 4	Auburn (SEC Championship)	28-38	L	CBS
Jan. 1	Texas A&M (Cotton Bowl)	38-7	W	Fox

2005 **4-6**

Sept. 3	UAB	17-10	W	JP
Sept. 17	at Florida	7-16	L	CBS
Sept. 26	at LSU	30-27	W	ESPN2
Oct. 1	Mississippi	27-10	W	JP
Oct. 8	Georgia	14-27	L	CBS
Oct. 22	at Alabama	3-6	L	CBS
Oct. 29	South Carolina	15-16	L	ESPN2
Nov. 5	at Notre Dame	21-41	L	NBC
Nov. 12	Memphis	20-16	W	VideoSeat
Nov. 19	Vanderbilt	24-28	L	JP
Nov. 26	at Kentucky	27-8	W	JP

2006 **9-4**

Sept. 2	California	35-18	W	ESPN
Sept. 9	Air Force	31-30	W	VideoSeat
Sept. 16	Florida	20-21	L	CBS
Sept. 23	Marshall	33-7	W	VideoSeat
Sept. 30	at Memphis	41-7	W	ESPN
Oct. 7	at Georgia	51-33	W	ESPN
Oct. 21	Alabama	16-13	W	CBS
Oct. 28	at South Carolina	31-24	W	ESPN
Nov. 4	LSU	24-28	L	CBS
Nov. 11	at Arkansas	14-31	L	ESPN2
Nov. 18	at Vanderbilt	39-10	W	LFN
Nov. 25	Kentucky	17-12	W	LFN
Jan. 1	Penn State (Outback Bowl)	10-20	L	ESPN

2007 **10-4**

Sept. 1	California	31-45	L	ABC
Sept. 8	Southern Miss	39-19	W	VideoSeat
Sept. 15	at Florida	20-59	L	CBS
Sept. 22	Arkansas State	48-27	W	VideoSeat
Oct. 6	Georgia	35-14	W	CBS
Oct. 13	at Mississippi State	33-21	W	VideoSeat
Oct. 20	Alabama	17-41	L	LF
Oct. 27	South Carolina	27-24	W	ESPN
Nov. 3	Louisiana Lafayette	59-7	W	VideoSeat
Nov. 10	Arkansas	34-13	W	LF
Nov. 17	Vanderbilt	25-24	W	VideoSeat
Nov. 24	at Kentucky	(5 ot) 52-50	W	CBS
Dec. 1	LSU	14-21	L	CBS
Jan. 1	Wisconsin (Outback Bowl)	21-17	W	ESPN

2008 **5-7**

Sept. 1	at UCLA	(ot) 24-27	L	ESPN
Sept. 13	UAB	35-3	W	Raycom
Sept. 20	Florida	6-30	L	CBS
Sept. 27	at Auburn	12-14	L	CBS
Oct. 11	at Georgia	14-26	L	CBS
Oct. 4	Northern Illinois	13-9	W	VideoSeat
Oct. 18	Mississippi State	34-3	W	VideoSeat
Oct. 25	Alabama	9-29	L	ESPN
Nov. 1	at South Carolina	6-27	L	ESPN2
Nov. 8	Wyoming	7-13	L	VideoSeat
Nov. 22	at Vanderbilt	20-10	W	Raycom
Nov. 29	Kentucky	28-10	W	ESPN2

2009 **7-6**

Sept. 5	Western Kentucky	63-7	W	SEC-N
Sept. 12	UCLA	15-19	L	ESPN
Sept. 19	at Florida	13-23	L	CBS
Sept. 26	Ohio	34-23	W	VideoSeat
Oct. 3	Auburn	22-26	L	ESPN
Oct. 10	Georgia	45-19	W	SEC
Oct. 24	at Alabama	10-12	L	CBS
Oct. 31	South Carolina	31-13	W	ESPN
Nov. 7	Memphis	56-28	W	ESPN
Nov. 14	at Mississippi	17-42	L	CBS
Nov. 21	Vanderbilt	31-16	W	ESPN
Nov. 28	at Kentucky	(ot) 30-24	W	ESPN
Dec. 31	Va. Tech (Chick-fil-A Bowl)	14-37	L	ESPN

2010 **6-7**

Sept. 4	UT Martin	50-0	W	VideoSeat
Sept. 11	Oregon	13-48	L	ESPN2
Sept. 18	Florida	17-31	L	CBS
Sept. 25	UAB	(2 ot) 32-29	W	SEC
Oct. 2	at LSU	14-16	L	CBS
Oct. 9	at Georgia	14-41	L	SEC

Oct. 23	Alabama	10-41	L	ESPN
Oct. 30	at South Carolina	24-38	L	SEC
Nov. 6	at Memphis	50-14	W	CBS-C
Nov. 13	Mississippi	52-14	W	CBS
Nov. 20	at Vanderbilt	24-10	W	CSS
Nov. 27	Kentucky	24-14	W	SEC
Dec. 30	UNC (Music City Bowl)	(2ot) 27-30	L	ESPN

2011 **5-7**

Sept. 3	Montana	42-16	W	VideoSeat
Sept. 10	Cincinnati	45-23	W	ESPN2
Sept. 17	at Florida	23-33	L	CBS
Oct. 1	Buffalo	41-10	W	CSS
Oct. 8	Georgia	12-20	L	ESPN2
Oct. 15	LSU	7-38	L	CBS
Oct. 22	at Alabama	6-37	L	ESPN2
Oct. 29	South Carolina	3-14	L	ESPN2
Nov. 5	Middle Tennessee	24-0	W	FSN
Nov. 12	at Arkansas	7-49	L	ESPN2
Nov. 19	Vanderbilt	(ot) 27-21	W	ESPN
Nov. 26	at Kentucky	7-10	L	SEC

2012 **5-7**

Aug. 31	vs. NC State (Atlanta, Ga.)	35-21	W	ESPN
Sept. 8	Georgia State	51-13	W	VideoSeat
Sept. 15	Florida	20-37	L	ESPN
Sept. 22	Akron	47-26	W	CSS
Sept. 29	at Georgia	44-51	L	CBS
Oct. 13	at Mississippi State	31-41	L	ESPN2
Oct. 20	Alabama	13-44	L	ESPN
Oct. 27	at South Carolina	35-38	L	ESPN
Nov. 3	Troy	55-48	W	FSN
Nov. 10	Missouri	(4 ot) 48-51	L	SEC-N
Nov. 17	at Vanderbilt	18-41	L	ESPN2
Nov. 24	Kentucky	37-17	W	SEC

2013 **5-7**

Aug. 31	Austin Peay	45-0	W	VideoSeat
Sept. 7	Western Kentucky	52-20	W	SEC TV
Sept. 14	Oregon	14-59	L	ABC
Sept. 21	Florida	17-31	L	CBS
Sept. 28	South Alabama	31-24	W	SEC TV
Oct. 5	Georgia	(ot) 31-34	L	CBS
Oct. 19	South Carolina	23-21	W	ESPN
Oct. 26	at Alabama	10-45	L	CBS
Nov. 2	at Missouri	3-31	L	ESPN
Nov. 9	Auburn	23-55	L	ESPN
Nov. 23	Vanderbilt	10-14	L	ESPN2
Nov. 30	at Kentucky	17-14	W	ESPN

2014 **7-6**

Aug. 31	Utah State	38-7	W	SECN
Sept. 6	Arkansas State	34-19	W	SECN
Sept. 13	at Oklahoma	10-34	L	ABC
Sept. 27	at Georgia	32-35	L	ESPN
Oct. 4	Florida	9-10	L	SECN
Oct. 11	Chattanooga	45-10	W	SECN
Oct. 18	at Ole Miss	3-34	L	ESPN
Oct. 25	Alabama	20-34	L	ESPN2
Nov. 1	at South Carolina	(ot) 45-42	W	SECN
Nov. 15	Kentucky	50-16	W	SECN
Nov. 22	Missouri	21-29	L	ESPN
Nov. 29	at Vanderbilt	24-17	W	SECN
Jan. 2	Iowa (TaxSlayer Bowl)	45-28	W	ESPN

RECORD PER TV NETWORK

ABC: 28-25-3	*Raycom/LFS/JP: 38-6
CSS: 3-0	NBC: 3-7-3
CBS: 35-41	SEC/SEC TV: 7-4
ESPN: 36-29-2	SEC Network: 6-1
ESPN2: 14-13	TBS: 17-5-1
ESPNU: 6-0	PPV/VideoSeat: 45-1
FOX: 2-1	Other: 4-2
FSN: 2-0	Total: 245-135-9

*Jefferson Pilot became Lincoln Financial Sports for the 2006 season. Lincoln Financial Sports became Raycom Sports for the 2008 season.

*The UT-Kentucky 1997 and UT-Vanderbilt 1998 games were simulcast on ESPN2/JP and are counted on both networks.

MARGINS/STREAKS

■ MARGINS OF VICTORY/DEFEAT 1891-1936 WINS

Year	Opponent	Score	Margin
1905	American University	104-0	104
1912	King	101-0	101
1915	Carson-Newman	101-0	101
1915	Cumberland	101-0	101
1913	Athens	95-0	95
1914	Carson-Newman	89-0	89
1915	Centre	80-0	80
1913	Maryville	75-0	75
1929	Carson-Newman	73-0	73
1912	Centre	67-0	67
1914	Chattanooga	67-0	67
1914	Louisville	66-0	66
1932	Maryville	60-0	60

LOSSES

Year	Opponent	Score	Margin
1893	Duke	0-70	70
1893	Wake Forest	0-64	64
1893	North Carolina	0-60	60
1893	Kentucky	0-56	56
1892	Sewanee	0-54	54
1906	Alabama	0-51	51
1909	Vanderbilt	0-51	51
1910	Mississippi A&M	0-48	48
1899	Sewanee	0-46	46
1905	Georgia Tech	0-45	45

■ MARGINS OF VICTORY/DEFEAT 1937-PRES.

Wins

Year	Opponent	Score	Margin
1951	Tennessee Tech	68-0	68
2000	Louisiana-Monroe	70-3	67
1994	at Vanderbilt	65-0	65
1996	UNLV	62-3	59

Losses

Year	Opponent	Score	Margin
2013	at Oregon	14-59	45
1981	at Georgia	0-44	44
2011	at Arkansas	7-49	42
2007	at Florida	20-59	39
1969	at Mississippi	0-38	38
1981	at Southern California	7-43	36

■ CONSECUTIVE VICTORIES

- 23**—Final two games of 1937 through the regular season of 1939 (Broken by 14-0 loss to Southern California in the 1940 Rose Bowl)
- 20**—Last 10 games of 1950 through the regular season of 1951. (Broken by 28-13 loss to Maryland in the 1952 Sugar Bowl)
- 14**—Entire 1998 13-game season through one game of 1999. (Broken by 23-21 loss at Florida)
- 14**—Last six games of 1930 through eight games of 1931. (Broken by 6-6 tie at Kentucky)
- 12**—Final games of 1913 through second game of 1915. (Broken by 3-0 home loss to Clemson)

■ CONSECUTIVE SEC VICTORIES

- 20**—Final two SEC games of 1937 through the regular season of 1940. (Broken by 9-2 loss to Alabama in 1941)
- 17**—Final seven SEC games of 1997 through the SEC Championship Game of 1998. (Broken by 23-21 loss at Florida in 1999)

■ CONSECUTIVE HOME VICTORIES

- 30**—Final game of 1928 season though the second game of 1933. (Broken by 12-6 loss to Alabama)
- 23**—Fourth game of the 1996 season through first game of 2000. (Broken by 27-23 loss to Florida)
- 22**—First game of 1938 season through the second game of 1941. (Broken by 9-2 loss to Alabama)
- 20**—Last game of 1949 season through the fifth game of 1952. (Broken by 14-14 tie to Kentucky)

■ CONSECUTIVE SEC HOME VICTORIES

- 15**—Second game in 1996 through the end of 1999 season. (Broken by 27-23 loss to Florida)
- 11**—First game of 1938 season though the end of 1940. (Broken by 9-2 loss to Alabama)

■ CONSECUTIVE VICTORIES

AWAY FROM NEYLAND STADIUM

- 10**—Last two away games of 1937 through last away game of 1939. (Broken by 0-14 loss in the 1939 Rose Bowl to Southern Cal)
- 7**—Second away game of 1950 through the last away game of 1951. (Broken by 13-28 loss in the 1951 Sugar Bowl to Maryland)
- 7**—Second away game of 1995 through third away game of 1996. (Broken by 17-21 loss to Memphis)
- 7**—Entire 1998 season. (Broken by 21-23 loss to Florida in 1999)

■ CONSECUTIVE SEC ROAD VICTORIES

- 11**—Last SEC road game of 1937 through last SEC road game of 1941 (Broken by 0-0 tie at South Carolina Sept. 26, 1942)
- 7**—Alabama game 1997 through Vanderbilt 1998 (Broken by 23-21 loss at Florida Sept. 18, 1999)
- 7**—Arkansas game 1995 through Vanderbilt game 1996 (Broken by 33-20 loss at Florida Sept. 20, 1997)
- 7**—Last SEC road game of 1950 through last SEC road game of 1952 (Broken by 0-0 tie at Alabama Oct. 17, 1953)
- 6**—Kentucky game 1965 through Kentucky game 1967 (Broken by 28-14 loss to Auburn in Birmingham Nov. 9, 1968)
- 6**—South Carolina game 2000 through Florida game 2001 (Broken by 18-13 loss at Georgia Oct. 12, 2002)
- 6**—Alabama game 2003 through Vanderbilt game 2004 (Broken by 16-7 loss at Florida Sept. 17, 2005)

■ CONSECUTIVE LOSSES

- 6**—First six games of 1988. (Broken by 38-25 road victory against Memphis State)
- 6**—Last four games of 1954 through first two games of 1955. (Broken by 13-0 home victory against Chattanooga)
- 6**—Six games of 1909. (Broken by 0-0 road tie with Chattanooga)
- 6**—Last two games of 1892 through first four games of 1893. (Broken by 32-0 home victory against Maryville)
- 5**—Last five games of 1924. (Broken by 51-0 home victory against Emory & Henry in 1925)
- 5**—Five games of 1904. (Broken by 23-0 road victory against Grant)

■ CONSECUTIVE SEC LOSSES

- 8**—Kentucky game 2011 through Vanderbilt game 2012 (Broken by 37-17 home victory against Kentucky Nov. 24, 2012)
- 6**—Florida game 2011 through Arkansas game 2011 (Broken by 27-21 OT home victory against Vanderbilt Nov. 19, 2011)
- 6**—Alabama game 1954 through Mississippi State game 1955 (Broken by 20-0 win at Alabama Oct. 15, 1955)
- 5**—Auburn game 1977 through Kentucky game 1977 (Broken by 42-7 win at Vanderbilt Nov. 26, 1977)



■ CONSECUTIVE HOME LOSSES

- 4—First four home games of 1988. (Broken by 10-7 home victory against Boston College)
- 4—Last two home games of 1954 through first two home games of 1955. (Broken by 13-0 home victory against Chattanooga)
- 4—Second through the fifth home game of 1909. (Broken by 11-0 home victory against Transylvania)
- 4—Three home games of 1892 through first home game of 1893. (Broken by 32-0 home victory against Maryville)

■ CONSECUTIVE SEC HOME LOSSES

- 5—Mississippi game 1962 through Georgia Tech game 1963 (Broken by 14-0 win over Vanderbilt Nov. 30, 1962)
- 4—Georgia game 2005 through Florida game 2006 (Broken by 16-13 win over Alabama Oct. 21, 2006)
- 4—Alabama game 1954 through Mississippi State game 1955 (Broken by 7-7 tie with Georgia Tech Nov. 5, 1955)

■ CONSECUTIVE LOSSES AWAY FROM NEYLAND STADIUM

- 8—Last four away games of 2012 to first four games of 2013 (Broken with win at Kentucky, Nov. 30, 2013)

- 7—Four away games of 1977 through first three away games of 1978. (Broken by 41-15 away victory against Vanderbilt)
- 6—Last three away games of 1912 through first three away games of 1913. (Broken by 13-7 away victory against Kentucky State)
- 5—The 2010 Music City Bowl through Kentucky game 2011 (Broken by a 38-22 win over NC State in Atlanta, Ga. on Aug. 31, 2012)
- 5—The 1946 Orange Bowl through first four away games of 1947. (Broken by 13-6 away victory against Kentucky)

■ CONSECUTIVE SEC ROAD LOSSES

- 11—Florida game 2011 through Missouri game 2013 (Broken with 27-14 win at Kentucky, Nov. 30, 2013)
- 6—Alabama game 1977 through Mississippi State game 1978 (Broken by 41-15 win at Vanderbilt Dec. 2, 1978)
- 4—Georgia game 1981 through Auburn game 1982 (Broken by 24-24 tie at LSU Oct. 9, 1982)

PROGRAM MILESTONES

VICTORIES

No.	Date	Score	Opponent	Place
1	Oct. 15, 1892	25-0	Maryville	Maryville
50	Oct. 17, 1908	7-0	Kentucky State	Knoxville
100	Nov. 6, 1920	49-0	Transylvania	Knoxville
150	Oct. 27, 1928	26-7	Washington & Lee	Knoxville
200	Oct. 13, 1934	27-0	Mississippi	Knoxville
250	Nov. 16, 1940	41-14	Virginia	Knoxville
300	Oct. 16, 1948	21-6	Alabama	Knoxville
350	Oct. 15, 1955	20-0	Alabama	Birmingham
400	Nov. 9, 1963	26-0	Tulane	New Orleans
450	Oct. 3, 1970	48-3	Army	Knoxville
500	Nov. 22, 1975	17-13	Kentucky	Lexington
550	Nov. 26, 1983	34-24	Vanderbilt	Knoxville
600	Jan. 1, 1990	31-27	Arkansas	Dallas (Cotton)
650	Oct. 7, 1995	49-31	Arkansas	Fayetteville
700	Sept. 2, 2000	19-16	Southern Mississippi	Knoxville
750	Oct. 1, 2005	27-10	Mississippi	Knoxville
800	Aug. 31, 2013	45-0	Austin Peay	Knoxville

LOSSES

No.	Date	Score	Opponent	Place
1	Nov. 21, 1891	24-0	Sewanee	Chattanooga
50	Nov. 6, 1909	51-0	Vanderbilt	Nashville
100	Oct. 19, 1935	25-0	Alabama	Knoxville
150	Sept. 27, 1958	13-0	Auburn	Birmingham
200	Dec. 29, 1973	28-19	Texas Tech	Jacksonville (Gator)
250	Oct. 13, 1984	43-30	Florida	Knoxville
300	Dec. 31, 2002	30-3	Maryland	Atlanta (Peach)
350	Oct. 13, 2012	41-31	Mississippi State	Starkville

ALL-TIME VICTORIES (FBS PROGRAMS)

1. Michigan	915	328	36	.729	1279	9. Tennessee	811	367	53	.680	1231
2. Notre Dame	882	310	42	.732	1234	10. So. California	805	327	54	.702	1188
3. Texas	881	346	33	.712	1260	11. Georgia	777	410	54	.648	1241
4. Nebraska	874	361	40	.702	1274	12. LSU	761	401	47	.649	1209
5. Ohio State	863	319	53	.720	1235	13. Auburn	734	421	47	.630	1202
6. Oklahoma	850	317	53	.718	1220	14. West Virginia	719	477	45	.598	1241
Alabama	850	325	43	.716	1218	15. Virginia Tech	711	452	46	.607	1209
8. Penn State	849	376	41	.687	1266	Georgia Tech	711	477	43	.595	1231

HOMECOMING

Homecoming festivities at the University of Tennessee bring reunions, parades, corsages, the alumni band and memories of days gone by. But mostly, Homecoming means Volunteer football. Over the years, Homecoming has delivered some of the most exciting gridiron confrontations in UT football history.

The alumni festivities first began in the early years of the 20th century. The inaugural installment came with a victory over Vanderbilt in 1916. Homecoming celebrations for former students—a phenomenon of many campuses at about this time—came to fruition during this period. While a Homecoming had been held in 1916, the following year war conditions and limited transportation caused such activities to be cancelled.

Although the event made a comeback in 1919, it was not until 1925 that the Tennessee Alumni Association organized Homecoming activities in connection with the Mississippi A&M football game. Thereafter, Homecoming occurred each year in conjunction with one of the football games. A major attraction of the festivities was a barbecue, as evidenced by the 15 carcasses of beef and 170 gallons of coffee consumed by the alumni in 1927.

Entering the 2002 campaign, Tennessee had won 18 consecutive Homecoming games dating to a 13-10 loss to Mississippi in 1983. However, the Vols lost to the No. 1-ranked Miami Hurricanes 26-3 in the 2002 Homecoming contest.

ALL-TIME HOMECOMING RESULTS

Date	Opponent	WLT	Score	
			UT	Opp.
11/11/1916	Vanderbilt	W	10	6
1917	NO TEAM—WORLD WAR I			
1918	NO TEAM—WORLD WAR I			
11/1/1919	North Carolina	T	0	0
1920	NO HOMECOMING			
1921	NO HOMECOMING			
1922	NO HOMECOMING			
1923	NO HOMECOMING			
1924	NO HOMECOMING			
11/14/1925	Mississippi A&M	W	14	9
11/6/1926	Sewanee	W	12	0
11/12/1927	Vanderbilt	T	7	7
10/27/1928	Washington & Lee	W	26	7
10/19/1929	Alabama	W	6	0
10/25/1930	North Carolina	W	9	7
10/17/1931	Alabama	W	25	0
10/29/1932	Duke	W	16	13
10/21/1933	Alabama	L	6	12
10/27/1934	Duke	W	14	6
10/19/1935	Alabama	L	0	25
10/24/1936	Duke	W	15	13
11/13/1937	Vanderbilt	L	7	13
10/29/1938	Louisiana State	W	14	6
10/21/1939	Alabama	W	21	0
11/23/1940	Kentucky	W	33	0
11/29/1941	Vanderbilt	W	26	7
11/21/1942	Kentucky	W	26	0
1943	NO TEAM—WORLD WAR II			
11/18/1944	Temple	W	27	14
12/1/1945	Vanderbilt	W	45	0
10/19/1946	Alabama	W	12	0
10/4/1947	Duke	L	7	19
10/16/1948	Alabama	W	21	6
11/5/1949	Georgia Tech	L	13	30
11/4/1950	North Carolina	L	16	0
12/1/1951	Vanderbilt	W	35	27
11/26/1952	Florida	W	26	12
11/7/1953	Louisiana State	W	32	14
11/13/1954	Florida	L	0	14
11/5/1955	Georgia Tech	T	7	7
11/3/1956	North Carolina	W	20	0
11/9/1957	Georgia Tech	W	21	6
11/15/1958	Mississippi	W	18	16
11/7/1959	Louisiana State	W	14	13
11/12/1960	Mississippi	L	3	24
10/7/1961	Mississippi State	W	17	3
11/17/1962	Mississippi	L	6	19
10/12/1963	Georgia Tech	L	7	23
11/14/1964	Mississippi	L	0	30
10/9/1965	South Carolina	W	24	3
11/12/1966	Mississippi	L	7	14

Date	Opponent	WLT	Score	
			UT	Opp.
11/11/1967	Tulane	W	35	14
11/2/1968	UCLA	W	42	18
11/8/1969	South Carolina	W	29	14
11/21/1970	Kentucky	W	45	0
11/6/1971	South Carolina	W	35	6
11/18/1972	Mississippi	W	17	0
11/3/1973	Georgia	L	31	35
11/23/1974	Kentucky	W	24	7
11/8/1975	Utah	W	40	7
11/13/1976	Mississippi	W	32	6
11/5/1977	Memphis State	W	27	14
11/18/1978	Mississippi	W	41	17
11/3/1979	Rutgers	L	7	13
11/1/1980	Virginia	L	13	16
11/7/1981	Wichita State	W	24	21
11/6/1982	Memphis State	W	29	3
11/12/1983	Mississippi	L	10	13
11/10/1984	Memphis State	W	41	9
11/2/1985	Rutgers	W	40	0
11/8/1986	Memphis State	W	33	3
11/14/1987	Mississippi	W	55	13
11/5/1988	Boston College	W	10	7
10/7/1989	Georgia	W	17	14
10/13/1990	Florida	W	45	3
11/2/1991	Memphis State	W	52	24
9/26/1992	Cincinnati	W	40	0
10/2/1993	Duke	W	52	19
10/1/1994	Washington State	W	10	9
9/30/1995	Oklahoma State	W	31	0
11/16/1996	Arkansas	W	55	14
11/8/1997	Southern Mississippi	W	44	20
11/7/1998	Alabama-Birmingham	W	37	13
9/25/1999	Memphis	W	17	16
9/23/2000	Louisiana-Monroe	W	70	3
11/10/2001	Memphis	W	49	28
11/9/2002	Miami (Fla.)	L	3	26
11/1/2003	Duke	W	23	6
9/25/2004	Louisiana Tech	W	42	17
11/12/2005	Memphis	W	20	16
9/23/2006	Marshall	W	33	7
11/3/2007	Louisiana-Lafayette	W	59	7
11/8/2008	Wyoming	L	7	13
11/7/2009	Memphis	W	56	28
11/13/2010	Mississippi	W	52	14
11/5/2011	Middle Tennessee	W	24	0
11/3/2012	Troy	W	55	48
11/9/2013	Auburn	L	23	55
10/11/2014	Chattanooga	W	45	10

THE RECORD: 70-18-3



TENNESSEE IN THE POLLS

Since the inception of wire service polls, Tennessee has frequently placed among the nation's leaders in the national rankings. The Associated Press poll, which began in 1936, the United Press International poll, running from 1950 until 1991, and the CNN-USA Today poll lasting from 1982 until 1997, when it became the ESPN/USA Today poll, all reflect the lofty standings of the Vols in the eyes of coaches, sports writers and broadcasters.

Tennessee won the 1951 and 1998 national championships in all polls and finished No. 2 in 1938, 1939, 1956, 1967 and 1995. The Vols have been awarded other national championships as determined by different points and ratings systems in effect at the time.

UT earned national titles in 1938 and 1940 according to both the Dunkel and Litkenhous Systems. The Vols were named national champs in 1950 by Dunkel and in 1967 by Litkenhous. The 1951 title was also honored by both the Litkenhous and Williamson Systems.

TENNESSEE AS NO. 1

Tennessee ended the 1951 and 1998 seasons ranked No. 1 in the major wire service polls. The 1998 Vols were crowned national champion by the Associated Press and ESPN/USA Today-Coaches poll, while the 1951 Vols were honored by both the AP and UPI polls. In addition, the Vols have held down the nation's top spot on 15 different occasions in the history of the weekly Associated Press poll and have a 15-0 mark in those games. UT's next game results after an AP No. 1 ranking are listed below.

Poll Date	Next Game Result
Oct. 24, 1939	Tennessee 17, Mercer 0 (Oct. 28)
Oct. 31, 1939	Tennessee 20, Louisiana State 0 (Nov. 4)
Nov. 7, 1939	Tennessee 34, The Citadel 0 (Nov. 11)
Nov. 14, 1939	Tennessee 13, Vanderbilt 0 (Nov. 18)
Oct. 23, 1951	Tennessee 68, Tennessee Tech 0 (Oct. 27)
Oct. 30, 1951	Tennessee 27, North Carolina 0 (Nov. 3)
Nov. 11, 1951	Tennessee 46, Mississippi 21 (Nov. 17)
Nov. 20, 1951	Tennessee 28, Kentucky 0 (Nov. 24)
Nov. 27, 1951	Tennessee 35, Vanderbilt 27 (Dec. 1)
Dec. 4, 1951	Final Poll
Nov. 13, 1956	Tennessee 27, Mississippi 7 (Nov. 17)
Nov. 9, 1998	Tennessee 28, Arkansas 24 (Nov. 14)
Nov. 15, 1998	Tennessee 59, Kentucky 21 (Nov. 21)
Nov. 22, 1998	Tennessee 41, Vanderbilt 0 (Nov. 28)
Nov. 29, 1998	Tennessee 24, Mississippi State 14 (Dec. 5)
Dec. 6, 1998	Tennessee 23, Florida State 16 (Jan. 4, 1999)
Jan. 5, 1999	Final Poll

TENNESSEE VS. NO. 1

In its history, Tennessee has been involved in 12 contests in which the Vols' opponent was ranked No. 1 in the country in the AP Poll.

UT has a 2-10* all-time record when playing the nation's AP top-ranked team. **UT also lost to Florida in 1997, when the Gators were No. 1 in the Coaches Poll.*

The Vols' two victories against a No. 1 team have come against Southeastern Conference foes.

Tennessee, ranked No. 13, edged Louisiana State 14-13 on Nov. 7, 1959, in Knoxville, to knock the Tigers out of the top spot.

On Sept. 28, 1985, the Vols, 0-0-1 and unranked at the time, soundly defeated top-rated Auburn 38-20 in Knoxville. The 1985 Vols went on to win the SEC Championship and finish No. 4 nationally in all polls.

Date	Winner	Loser
Nov. 7, 1959	#13 Tennessee	14 #1 LSU
Oct. 20, 1979	#1 Alabama	27 Tennessee
Oct. 18, 1980	#1 Alabama	27 Tennessee
Sept. 28, 1985	Tennessee	38 #1 Auburn
Nov. 10, 1990	#1 Notre Dame	34 #9 Tennessee
Sept. 17, 1994	#1 Florida	31 #14 Tennessee
Nov. 9, 2002	#1 Miami (Fla.)	26 Tennessee
Sept. 19, 2009	#1 Florida	23 Tennessee
Oct. 24, 2009	#1 Alabama	12 Tennessee
Oct. 15, 2011	#1 LSU	38 Tennessee
Oct. 20, 2012	#1 Alabama	44 Tennessee
Oct. 26, 2013	#1 Alabama	45 Tennessee

Sept. 20, 1997 #2* Florida 33 #4 Tennessee 20
*Florida was the #1 team in the Coaches Poll, but #2 in the AP Poll when the teams played in 1997

TENNESSEE IN THE RANKINGS

1 AP No. 1 Finishes: 2
Coaches' Poll No. 1 Finishes: 2

2 AP No. 2 Finishes: 4
Coaches' Poll No. 2 Finishes: 3

5 AP Top 5 Finishes: 13
Coaches' Poll Top 5 Finishes: 10

10 AP Top 10 Finishes: 23
Coaches' Poll Top 10 Finishes: 18

25 AP Top 25 Finishes: 42
Coaches' Poll Top 25 Finishes: 35

IN A ROW

- Consecutive Top 25 AP Finishes: 11
- Consecutive Top 25 Coaches' Poll Top 5 Finishes: 13

* Coaches voted in the UPI poll until 1991, when they began voting in the CNN-USA Today poll. It became ESPN/USA Today poll in 1997.

TENNESSEE IN THE FINAL POLLS

1936

Associated Press

1. Minnesota
2. Louisiana State
3. Pittsburgh
4. Alabama
5. Washington
6. Santa Clara
7. Northwestern
8. Notre Dame
9. Nebraska
10. Pennsylvania
11. Duke
12. Yale
13. Dartmouth
14. Duquesne
15. Fordham
16. TCU
- 17. TENNESSEE**
18. Arkansas
19. Navy
20. Marquette

1938

Associated Press

1. TCU
- 2. TENNESSEE**
3. Duke
4. Oklahoma
5. Notre Dame
6. Carnegie Tech
7. Southern California
8. Pittsburgh
9. Holy Cross
10. Minnesota
11. Texas Tech
12. Cornell
13. Alabama
14. California
15. Fordham
16. Michigan
17. Northwestern
18. Villanova
19. Tulane
20. Dartmouth

1939

Associated Press

1. Texas A&M
- 2. TENNESSEE**
3. Southern California
4. Cornell
5. Tulane
6. Missouri
7. UCLA
8. Duke
9. Iowa
10. Duquesne
11. Boston College
12. Clemson
13. Notre Dame
14. Santa Clara
15. Ohio State
16. Georgia Tech
17. Fordham
18. Nebraska
19. Oklahoma
20. Michigan

1940

Associated Press

1. Minnesota
2. Stanford
3. Michigan
- 4. TENNESSEE**
5. Boston College
6. Texas A&M
7. Nebraska
8. Northwestern
9. Mississippi State
10. Washington
11. Santa Clara
12. Fordham
13. Georgetown
14. Pennsylvania
15. Cornell
16. Southern Methodist
17. Hardin-Simmons
18. Duke
19. Lafayette

1941

Associated Press

1. Minnesota
2. Duke
3. Notre Dame
4. Texas
5. Michigan
6. Fordham
7. Missouri
8. Duquesne
9. Texas A&M
10. Navy
11. Northwestern
12. Oregon State
13. Ohio State
14. Georgia
15. Pennsylvania
16. Mississippi State
17. Mississippi
- 18. TENNESSEE**
19. Washington State
20. Alabama

1942

Associated Press

1. Ohio State
2. Georgia
3. Wisconsin
4. Tulsa
5. Georgia Tech
6. Notre Dame
- 7. TENNESSEE**
8. Boston College
9. Michigan
10. Alabama
11. Texas
12. Stanford
13. UCLA
14. William & Mary
15. Santa Clara
16. Auburn
17. Washington State
18. Mississippi State
19. Minnesota
20. Penn State

1944

Associated Press

1. Army
2. Ohio State
3. Randolph Fld.
4. Navy
5. Bainbridge NTS
6. Iowa P-F
7. Southern California
8. Michigan
9. Notre Dame
10. March Field
11. Duke
- 12. TENNESSEE**
13. Georgia Tech
13. Norman P-F
15. Illinois
16. El Toro Mns.
17. Great Lakes
18. Fort Pierce
19. St. Mary's P-F
20. 2nd Air Force

1945

Associated Press

1. Army
2. Alabama
3. Navy
4. Indiana
5. Oklahoma State
6. Michigan
7. St. Mary's (Calif.)
8. Pennsylvania
9. Notre Dame
10. Texas
11. Southern California
12. Ohio State
13. Duke
- 14. TENNESSEE**
15. Louisiana State
16. Holy Cross
17. Tulsa
18. Georgia
19. Wake Forest
20. Columbia

1946

Associated Press

1. Notre Dame
2. Army
3. Georgia
4. UCLA
5. Illinois
6. Michigan
- 7. TENNESSEE**
8. Louisiana State
9. North Carolina
10. Rice
11. Georgia Tech
12. Yale
13. Pennsylvania
14. Oklahoma
15. Texas
16. Arkansas
17. Tulsa
18. North Carolina St.
19. Delaware
20. Indiana

1949

Associated Press

1. Notre Dame
2. Oklahoma
3. California
4. Army
5. Rice
6. Ohio State
7. Michigan
8. Minnesota
9. Louisiana State
10. Pacific
11. Kentucky
12. Cornell
13. Villanova
14. Maryland
15. Santa Clara
16. North Carolina
- 17. TENNESSEE**
18. Princeton
19. Michigan State
20. Missouri
20. Baylor

1950

Associated Press

1. Oklahoma
2. Army
3. Texas
- 4. TENNESSEE**
5. California
6. Princeton
7. Kentucky
8. Michigan State
9. Michigan
10. Clemson
11. Washington
12. Wyoming
13. Illinois
14. Ohio State
15. Miami (Fla.)
16. Alabama
17. Nebraska
18. Washington & Lee
19. Tulsa
20. Tulane

UPI

1. Oklahoma
2. Texas
- 3. TENNESSEE**
4. California
5. Army
6. Michigan
7. Kentucky
8. Princeton
9. Michigan State
10. Ohio State
11. Illinois
12. Clemson
13. Miami (Fla.)
14. Wyoming
15. Washington
16. Baylor
17. Alabama
18. Washington & Lee
19. Navy
20. Nebraska
20. Wisconsin

1951

Associated Press

- 1. TENNESSEE**
2. Michigan State
3. Maryland
4. Illinois
5. Georgia Tech
6. Princeton
7. Stanford
8. Wisconsin
9. Baylor
10. Oklahoma
11. TCU
12. California
13. Virginia
14. San Francisco
15. Kentucky
16. Boston University
17. UCLA
18. Washington State
19. Holy Cross
20. Clemson

UPI

- 1. TENNESSEE**
2. Michigan State
3. Illinois
4. Maryland
5. Georgia Tech
6. Princeton
7. Stanford
8. Wisconsin
9. Baylor
10. TCU
11. Oklahoma
12. California
13. Notre Dame
14. San Francisco
14. Purdue
14. Washington State
17. Holy Cross
17. UCLA
17. Kentucky
20. Kansas

1952

Associated Press

1. Michigan State
2. Georgia Tech
3. Notre Dame
4. Oklahoma
5. Southern California
6. UCLA
7. Mississippi
- 8. TENNESSEE**
9. Alabama
10. Texas
11. Wisconsin
12. Tulsa
13. Maryland
14. Syracuse
15. Florida
16. Duke
17. Ohio State
18. Purdue
19. Princeton
20. Kentucky



- Michigan
- Louisiana State
- Nebraska
- Houston
- UCLA
- Florida
- 15. TENNESSEE**
- Colorado
- West Virginia
- Purdue
- Stanford
- Auburn

UPI

- Texas
- Penn State
- Arkansas
- Southern California
- Ohio State
- Missouri
- Louisiana State
- Michigan
- Notre Dame
- UCLA
- 11. TENNESSEE**
- Nebraska
- Mississippi
- Stanford
- Auburn
- Houston
- Florida
- Purdue
- San Diego State
- West Virginia

1970*Associated Press*

- Nebraska
- Notre Dame
- Texas
- 4. TENNESSEE**
- Ohio State
- Arizona State
- Louisiana State
- Stanford
- Michigan
- Auburn
- Arkansas
- Toledo
- Georgia Tech
- Dartmouth
- Southern California
- Air Force
- Tulane
- Penn State
- Houston
- Oklahoma
- Mississippi

UPI

- Texas
- Ohio State
- Nebraska
- 4. TENNESSEE**
- Notre Dame
- Louisiana State
- Michigan
- Arizona State
- Auburn
- Stanford
- Air Force
- Arkansas

- Indiana
- Alabama
- Oregon State
- Purdue
- UCLA
- Penn State
- Syracuse
- Colorado
- Minnesota
- Florida State
- Miami (Fla.)
- North Carolina St.
- Georgia
- Houston
- Arizona State

1968*Associated Press*

- Ohio State
- Penn State
- Texas
- Southern California
- Notre Dame
- Arkansas
- Kansas
- Georgia
- Missouri
- Purdue
- Oklahoma
- Michigan
- 13. TENNESSEE**
- SMU
- Oregon State
- Auburn
- Alabama
- Houston
- Louisiana State
- Ohio

UPI

- Ohio State
- Southern California
- Penn State
- Georgia
- Texas
- Kansas
- 7. TENNESSEE**
- Notre Dame
- Arkansas
- Oklahoma
- Purdue
- Alabama
- Oregon State
- Florida State
- Michigan
- SMU
- Missouri
- Ohio
- Minnesota
- Houston
- Stanford

1969*Associated Press*

- Texas
- Penn State
- Southern California
- Ohio State
- Notre Dame
- Missouri
- Arkansas
- Mississippi

- Missouri
 - 7. TENNESSEE**
 - Louisiana State
 - Notre Dame
 - Southern California
- (Only 10 were ranked)*

UPI

- Michigan State
- Arkansas
- Nebraska
- Alabama
- UCLA
- Missouri
- 7. TENNESSEE**
- Notre Dame
- Southern California
- Texas Tech
- Ohio State
- Florida
- Purdue
- Louisiana State
- Georgia
- Tulsa
- Mississippi
- Kentucky
- Syracuse
- Colorado

1966

UPI

- Notre Dame
- Michigan State
- Alabama
- Georgia
- UCLA
- Purdue
- Nebraska
- Georgia Tech
- Southern Methodist
- Miami (Fla.)
- Florida
- Mississippi
- Arkansas
- 14. TENNESSEE**
- Wyoming
- Syracuse
- Houston
- Southern California
- Oregon State
- Virginia Tech

1967*Associated Press*

- Southern California
 - 2. TENNESSEE**
 - Oklahoma
 - Indiana
 - Notre Dame
 - Wyoming
 - Oregon State
 - Alabama
 - Purdue
 - Penn State
- (Only 10 were ranked)*

UPI

- Southern California
- 2. TENNESSEE**
- Oklahoma
- Notre Dame
- Wyoming

- Oklahoma
- Navy
- Iowa
- Mississippi
- Rice
- Texas A&M
- Notre Dame
- Texas
- Arizona State
- 13. TENNESSEE**
- Mississippi State
- North Carolina St.
- Duke
- Florida
- Army
- Wisconsin
- Virginia Military

UPI

- Ohio State
- Auburn
- Michigan State
- Oklahoma
- Iowa
- Navy
- Rice
- Mississippi
- Notre Dame
- Texas A&M
- Texas
- Arizona State
- Army
- Wisconsin
- Duke
- 16. TENNESSEE**
- Oregon
- Clemson
- UCLA
- North Carolina St.

1960

UPI

- Minnesota
- Iowa
- Mississippi
- Missouri
- Washington
- Navy
- Arkansas
- Ohio State
- Kansas
- Alabama
- Duke
- Baylor
- Michigan State
- Auburn
- Purdue
- Florida
- Texas
- Yale
- 19. TENNESSEE**
- New Mexico State

1965*Associated Press*

- Alabama
- Michigan State
- Arkansas
- UCLA
- Nebraska

- UPI
- Michigan State
 - Georgia Tech
 - Notre Dame
 - Oklahoma
 - Southern California
 - UCLA
 - Mississippi
 - 8. TENNESSEE**
 - Alabama
 - Wisconsin
 - Texas
 - Purdue
 - Maryland
 - Princeton
 - Ohio State
 - Pittsburgh
 - Navy
 - Duke
 - Houston
 - Kentucky

1956*Associated Press*

- Oklahoma
- 2. TENNESSEE**
- Iowa
- Georgia Tech
- Texas A&M
- Miami (Fla.)
- Michigan
- Syracuse
- Michigan State
- Oregon State
- Baylor
- Minnesota
- Pittsburgh
- TCU
- Ohio State
- Navy
- George Washington
- Southern California
- Clemson
- Colorado

UPI

- Oklahoma
- 2. TENNESSEE**
- Iowa
- Georgia Tech
- Texas A&M
- Miami (Fla.)
- Michigan
- Syracuse
- Minnesota
- Michigan State
- Baylor
- Pittsburgh
- Oregon State
- TCU
- Southern California
- Wyoming
- Yale
- Colorado
- Navy
- Duke

1957*Associated Press*

- Auburn
- Ohio State
- Michigan State

- Houston
- Dartmouth
- Oklahoma
- Colorado
- Georgia Tech
- Toledo
- Penn State
- Southern California

1971

Associated Press

- Nebraska
- Oklahoma
- Colorado
- Alabama
- Penn State
- Michigan
- Georgia
- Arizona State
- 9. TENNESSEE**
- Stanford
- Louisiana State
- Auburn
- Notre Dame
- Toledo
- Mississippi
- Arkansas
- Houston
- Texas
- Washington
- Southern California

UPI

- Nebraska
- Alabama
- Oklahoma
- Michigan
- Auburn
- Arizona State
- Colorado
- Georgia
- 9. TENNESSEE**
- Louisiana State
- Penn State
- Texas
- Toledo
- Houston
- Notre Dame
- Stanford
- Iowa State
- North Carolina
- Florida State
- Arkansas
- Mississippi

1972

Associated Press

- Southern California
- Oklahoma
- Texas
- Nebraska
- Auburn
- Michigan
- Alabama
- 8. TENNESSEE**
- Ohio State
- Penn State
- Louisiana State
- North Carolina
- Arizona State
- Notre Dame

- UCLA
- Colorado
- North Carolina St.
- Louisville
- Washington State
- Georgia Tech

UPI

- Southern California
- Oklahoma
- Ohio State
- Alabama
- Texas
- Michigan
- Auburn
- Penn State
- Nebraska
- Louisiana State
- 7. TENNESSEE**
- Notre Dame
- Arizona State
- Colorado
- North Carolina
- Louisville
- UCLA
- Washington State
- Utah State
- San Diego State

1973

Associated Press

- Notre Dame
- Ohio State
- Oklahoma
- Alabama
- Penn State
- Michigan
- Nebraska
- Southern California
- Ohio State
- Houston
- Texas Tech
- UCLA
- Louisiana State
- Texas
- Miami (Ohio)
- North Carolina St.
- Missouri
- Kansas
- 19. TENNESSEE**
- Maryland
- Tulane

1974

Associated Press

- Oklahoma
- Southern California
- Michigan
- Ohio State
- Alabama
- Notre Dame
- Penn State
- Auburn
- Nebraska
- Miami (Ohio)
- North Carolina St.
- Michigan State
- Maryland
- Baylor
- Florida
- Texas A&M

- Mississippi State
- Texas
- Houston
- 20. TENNESSEE**

UPI

- Southern California
- Alabama
- Ohio State
- Notre Dame
- Michigan
- Auburn
- Penn State
- Nebraska
- North Carolina St.
- Miami (Ohio)
- Houston
- Florida
- Maryland
- Baylor
- 15. TENNESSEE**
- Texas A&M
- Mississippi State
- Michigan State
- Tulsa
- (Only 19 were ranked)

1983

CNN-USA Today

- Miami (Fla.)
- Auburn
- Nebraska
- Georgia
- Texas
- Brigham Young
- Michigan
- Ohio State
- Florida
- Clemson
- Illinois
- SMU
- Alabama
- Air Force
- West Virginia
- Iowa
- 17. TENNESSEE**
- UCLA
- Pittsburgh
- Penn State
- Oklahoma
- Boston College
- Oklahoma State
- Maryland
- East Carolina

1985

Associated Press

- Oklahoma
- Miami (Fla.)
- Penn State
- 4. TENNESSEE**
- Florida
- Texas A&M
- UCLA
- Air Force
- Miami (Fla.)
- Iowa
- Nebraska
- Arkansas
- Alabama

- Ohio State
- Florida State
- Brigham Young
- Baylor
- Maryland
- Georgia Tech
- Louisiana State

UPI

- Oklahoma
- Michigan
- Penn State
- 4. TENNESSEE**
- Air Force
- UCLA
- Texas A&M
- Miami (Fla.)
- Iowa
- Nebraska
- Ohio State
- Arkansas
- Florida State
- Alabama
- Baylor
- Fresno State
- Brigham Young
- Georgia Tech
- Maryland
- Louisiana State

CNN-USA Today

- Oklahoma
- Penn State
- Michigan
- 4. TENNESSEE**
- Florida
- Miami (Fla.)
- Air Force
- Texas A&M
- UCLA
- Iowa
- Nebraska
- Alabama
- Ohio State
- Florida State
- Arkansas
- Brigham Young
- Maryland
- Georgia Tech
- Baylor
- Auburn
- Louisiana State
- Army
- Fresno State
- Georgia
- Oklahoma State

1987

Associated Press

- Miami (Fla.)
- Florida State
- Oklahoma
- Syracuse
- Louisiana State
- Nebraska
- Auburn
- Michigan State
- UCLA
- Texas A&M
- Oklahoma State
- Clemson

- Georgia
- 14. TENNESSEE**
- South Carolina
- Iowa
- Notre Dame
- Southern California
- Michigan
- Arizona State

UPI

- Miami (Fla.)
- Florida State
- Oklahoma
- Syracuse
- Louisiana State
- Nebraska
- Auburn
- Michigan State
- Texas A&M
- Clemson
- UCLA
- Oklahoma State
- 13. TENNESSEE**
- Georgia
- South Carolina
- Iowa
- Southern California
- Michigan
- Texas
- Indiana

CNN-USA Today

- Miami (Fla.)
- Florida State
- Oklahoma
- Syracuse
- Nebraska
- Louisiana State
- Auburn
- Michigan State
- Texas A&M
- UCLA
- Clemson
- Oklahoma State
- Georgia
- 14. TENNESSEE**
- Iowa
- Notre Dame
- Southern California
- South Carolina
- Michigan
- Texas
- Pittsburgh
- Indiana
- Penn State
- Ohio State

1989

Associated Press

- Miami (Fla.)
- Florida State
- Oklahoma
- Syracuse
- Louisiana State
- Nebraska
- Auburn
- Michigan State
- UCLA
- Texas A&M
- Oklahoma State
- Clemson



13. Georgia
14. **TENNESSEE**
15. South Carolina
16. Iowa
17. Notre Dame
18. Southern California
19. Michigan
20. Arizona State

UPI

1. Miami (Fla.)
2. Florida State
3. Oklahoma
4. Syracuse
5. Louisiana State
6. Nebraska
7. Auburn
8. Michigan State
9. Texas A&M
10. Clemson
11. UCLA
12. Oklahoma State
13. **TENNESSEE**
14. Georgia
15. South Carolina
16. Iowa
17. Southern California
18. Michigan
19. Texas
20. Indiana

CNN-USA Today

1. Miami (Fla.)
2. Florida State
3. Florida State
4. Colorado
5. **TENNESSEE**
6. Auburn
7. Southern California
8. Michigan
9. Alabama
10. Illinois
11. Nebraska
12. Clemson
13. Arkansas
14. Houston
15. Penn State
16. Virginia
17. Michigan State
18. Texas Tech
19. Pittsburgh
20. Texas A&M
21. West Virginia
22. Brigham Young
23. Syracuse
24. Ohio State
25. Washington

1990

Associated Press

1. Colorado
2. Georgia Tech
3. Miami (Fla.)
4. Florida State
5. Washington
6. Notre Dame
7. Michigan
8. **TENNESSEE**
9. Clemson
10. Houston
11. Penn State
12. Texas

13. Florida
14. Louisville
15. Texas A&M
16. Michigan State
17. Oklahoma
18. Iowa
19. Auburn
20. Southern California
21. Mississippi
22. Brigham Young
23. Virginia
24. Nebraska
25. Illinois

UPI

1. Georgia Tech
2. Colorado
3. Miami (Fla.)
4. Florida State
5. Washington
6. Notre Dame
7. **TENNESSEE**
8. Michigan
9. Clemson
10. Penn State
11. Texas
12. Louisville
13. Texas A&M
14. Michigan State
15. Virginia
16. Iowa
17. Brigham Young
18. Nebraska
19. Auburn
20. San Jose State
21. Syracuse
22. Southern California
23. Mississippi
24. Illinois
25. Virginia Tech

CNN-USA Today

1. Colorado
2. Georgia Tech
3. Miami (Fla.)
4. Florida State
5. Washington
6. Notre Dame
7. **TENNESSEE**
8. Michigan
9. Clemson
10. Texas
11. Penn State
12. Houston
13. Florida
14. Louisville
15. Michigan State
16. Texas A&M
17. Oklahoma
18. Iowa
19. Auburn
20. Brigham Young
21. Mississippi
22. Southern California
23. Nebraska
24. Illinois
25. Virginia

1991

Associated Press

1. Miami (Fla.)
2. Washington

3. Penn State
4. Florida State
5. Alabama
6. Michigan
7. Florida
8. California
9. East Carolina
10. Iowa
11. Syracuse
12. Texas A&M
13. Notre Dame
14. **TENNESSEE**
15. Nebraska
16. Oklahoma
17. Georgia
18. Clemson
19. UCLA
20. Colorado
21. Tulsa
22. Stanford
23. Brigham Young
24. North Carolina St.
25. Air Force

CNN-USA Today

1. Washington
2. Miami (Fla.)
3. Penn State
4. Florida State
5. Alabama
6. Michigan
7. California
8. Florida
9. East Carolina
10. Iowa
11. Syracuse
12. Notre Dame
13. Texas A&M
14. Oklahoma
15. **TENNESSEE**
16. Nebraska
17. Clemson
18. UCLA
19. Georgia
20. Colorado
21. Tulsa
22. Stanford
23. Brigham Young
24. Air Force
25. North Carolina St.

1992

Associated Press

1. Alabama
2. Florida State
3. Miami (Fla.)
4. Notre Dame
5. Michigan
6. Syracuse
7. Texas A&M
8. Georgia
9. Stanford
10. Florida
11. Washington
12. **TENNESSEE**
13. Colorado
14. Nebraska
15. Washington State
16. Mississippi
17. North Carolina St.
18. Ohio State
19. North Carolina

20. Hawaii
21. Boston College
22. Kansas
23. Mississippi State
24. Fresno State
25. Wake Forest

CNN-USA Today

1. Alabama
2. Florida State
3. Miami (Fla.)
4. Notre Dame
5. Michigan
6. Texas A&M
7. Syracuse
8. Georgia
9. Stanford
10. Washington
11. Florida
12. **TENNESSEE**
13. Colorado
14. Nebraska
15. North Carolina St.
16. Mississippi
17. Washington State
18. North Carolina
19. Ohio State
20. Hawaii
21. Boston College
22. Fresno State
23. Kansas
24. Penn State
25. Wake Forest

1993

Associated Press

1. Florida State
2. Notre Dame
3. Nebraska
4. Auburn
5. Florida
6. Wisconsin
7. West Virginia
8. Penn State
9. Texas A&M
10. Arizona
11. Ohio State
12. **TENNESSEE**
13. Boston College
14. Alabama
15. Miami (Fla.)
16. Colorado
17. Oklahoma
18. UCLA
19. North Carolina
20. Kansas State
21. Michigan
22. Virginia Tech
23. Clemson
24. Louisville
25. California

CNN-USA Today

1. Florida State
2. Notre Dame
3. Nebraska
4. Florida
5. Wisconsin
6. West Virginia
7. Penn State
8. Texas A&M
9. Arizona

10. Ohio State
11. **TENNESSEE**
12. Boston College
13. Alabama
14. Oklahoma
15. Miami (Fla.)
16. Colorado
17. UCLA
18. Kansas State
19. Michigan
20. Virginia Tech
21. North Carolina
22. Clemson
23. Louisville
24. California
25. Southern California

1994

Associated Press

1. Nebraska
2. Penn State
3. Colorado
4. Florida State
5. Alabama
6. Miami (Fla.)
7. Florida
8. Texas A&M
9. Auburn
10. Utah
11. Oregon
12. Michigan
13. Southern California
14. Ohio State
15. Virginia
16. Colorado State
17. North Carolina St.
18. Brigham Young
19. Kansas State
20. Arizona
21. Washington State
22. **TENNESSEE**
23. Boston College
24. Mississippi State
25. Texas

CNN-USA Today

1. Nebraska
2. Penn State
3. Colorado
4. Alabama
5. Florida State
6. Miami (Fla.)
7. Florida
8. Utah
9. Ohio State
10. Brigham Young
11. Oregon
12. Michigan
13. Virginia
14. Colorado State
15. Southern California
16. Kansas State
17. North Carolina St.
18. **TENNESSEE**
19. Washington State
20. Arizona
21. North Carolina
22. Boston College
23. Texas
24. Virginia Tech

1995

Associated Press

1. Nebraska
2. Florida
3. **TENNESSEE**
4. Florida State
5. Colorado
6. Ohio State
7. Kansas State
8. Northwestern
9. Kansas
10. Virginia Tech
11. Notre Dame
12. Southern California
13. Penn State
14. Texas
15. Texas A&M
16. Virginia
17. Michigan
18. Oregon
19. Syracuse
20. Miami (Fla.)
21. Alabama
22. Auburn
23. Texas Tech
24. Toledo
25. Iowa

CNN-USA Today

1. Nebraska
2. **TENNESSEE**
3. Florida
4. Colorado
5. Florida State
6. Kansas State
7. Northwestern
8. Ohio State
9. Virginia Tech
10. Kansas
11. Southern California
12. Penn State
13. Notre Dame
14. Texas
15. Texas A&M
16. Syracuse
17. Virginia
18. Oregon
19. Michigan
20. Texas Tech
21. Auburn
22. Iowa
23. East Carolina
24. Toledo
25. Louisiana State

1996

Associated Press

1. Florida
2. Ohio State
3. Florida State
4. Arizona State
5. Brigham Young
6. Nebraska
7. Penn State
8. Colorado
9. **TENNESSEE**
10. North Carolina
11. Alabama
12. Louisiana State
13. Virginia Tech
14. Miami (Fla.)

15. Northwestern
16. Washington
17. Kansas State
18. Iowa
19. Notre Dame
20. Michigan
21. Syracuse
22. Wyoming
23. Texas
24. Auburn
25. Army

CNN-USA Today

1. Florida
2. Ohio State
3. Florida State
4. Arizona State
5. Brigham Young
6. Nebraska
7. Penn State
8. Colorado
9. **TENNESSEE**
10. North Carolina
11. Alabama
12. Virginia Tech
13. Louisiana State
14. Miami (Fla.)
15. Washington
16. Northwestern
17. Kansas State
18. Iowa
19. Syracuse
20. Michigan
21. Notre Dame
22. Wyoming
23. Texas
24. Army
25. Auburn

1997

Associated Press

1. Michigan
2. Nebraska
3. Florida State
4. Florida
5. UCLA
6. North Carolina
7. **TENNESSEE**
8. Kansas State
9. Washington State
10. Georgia
11. Auburn
12. Ohio State
13. Louisiana State
14. Arizona State
15. Purdue
16. Penn State
17. Colorado State
18. Washington
19. So. Mississippi
20. Texas A&M
21. Syracuse
22. Mississippi
23. Missouri
24. Oklahoma State
25. Georgia Tech

ESPN/USA Today

1. Nebraska
2. Michigan
3. Florida State
4. North Carolina

5. UCLA
6. Florida
7. Kansas State
8. **TENNESSEE**
9. Washington State
10. Georgia
11. Auburn
12. Ohio State
13. Louisiana State
14. Arizona State
15. Purdue
16. Colorado State
17. Penn State
18. Washington
19. So. Mississippi
20. Syracuse
21. Texas A&M
22. Mississippi
23. Missouri
24. Oklahoma State
25. Air Force

1998

Associated Press

1. **TENNESSEE**
2. Ohio State
3. Florida State
4. Arizona
5. Florida
6. Wisconsin
7. Tulane
8. UCLA
9. Georgia Tech
10. Kansas State
11. Texas A&M
12. Michigan
13. Air Force
14. Georgia
15. Texas
16. Arkansas
17. Penn State
18. Virginia
19. Nebraska
20. Miami (Fla.)
21. Missouri
22. Notre Dame
23. Virginia Tech
24. Purdue
25. Syracuse

ESPN/USA Today

1. **TENNESSEE**
2. Ohio State
3. Florida State
4. Arizona
5. Wisconsin
6. Florida
7. Tulane
8. UCLA
9. Kansas State
10. Air Force
11. Georgia Tech
12. Michigan
13. Texas A&M
14. Georgia
15. Penn State
16. Texas
17. Arkansas
18. Virginia
19. Virginia Tech
20. Nebraska
21. Miami (Fla.)

22. Notre Dame
23. Purdue
24. Syracuse
25. Missouri

1999

Associated Press

1. Florida State
2. Virginia Tech
3. Nebraska
4. Wisconsin
5. Michigan
6. Kansas State
7. Michigan State
8. Alabama
9. **TENNESSEE**
10. Marshall
11. Penn State
12. Florida
13. Mississippi State
14. So. Mississippi
15. Miami (Fla.)
16. Georgia
17. Arkansas
18. Minnesota
19. Oregon
20. Georgia Tech
21. Texas
22. Mississippi
23. Texas A&M
24. Illinois
25. Purdue

ESPN/USA Today

1. Florida State
2. Nebraska
3. Virginia Tech
4. Wisconsin
5. Michigan
6. Kansas State
7. Michigan State
8. Alabama
9. **TENNESSEE**
10. Marshall
11. Penn State
12. Mississippi State
13. So. Mississippi
14. Florida
15. Miami (Fla.)
16. Georgia
17. Minnesota
18. Oregon
19. Arkansas
20. Texas A&M
21. Georgia Tech
22. Mississippi
23. Texas
24. Stanford
25. Illinois

2000

ESPN/USA Today

1. Oklahoma
2. Miami (Fla.)
3. Washington
4. Florida State
5. Oregon State
6. Virginia
7. Nebraska
8. Kansas State
9. Oregon
10. Michigan

11. Florida
12. Texas
13. Purdue
14. Clemson
15. Colorado State
16. Notre Dame
17. Georgia
18. TCU
19. Georgia Tech
20. Auburn
21. South Carolina
22. Mississippi State
23. Iowa State
24. Wisconsin
25. **TENNESSEE**

2001

Associated Press

1. Miami (Fla.)
2. Oregon
3. Florida
4. **TENNESSEE**
5. Texas
6. Oklahoma
7. Louisiana State
8. Nebraska
9. Colorado
10. Washington State
11. Maryland
12. Illinois
13. South Carolina
14. Syracuse
15. Florida State
16. Stanford
17. Louisville
18. Virginia Tech
19. Washington
20. Michigan
21. Boston College
22. Georgia
23. Toledo
24. Georgia Tech
25. Brigham Young

ESPN/USA Today

1. Miami (Fla.)
2. Oregon
3. Florida
4. **TENNESSEE**
5. Texas
6. Oklahoma
7. Nebraska
8. Louisiana State
9. Colorado
10. Maryland
11. Washington State
12. Illinois
13. South Carolina
14. Syracuse
15. Florida State
16. Louisville
17. Stanford
18. Virginia Tech
19. Washington
20. Michigan
21. Marshall
22. Toledo
23. Boston College
24. Brigham Young
25. Georgia



2003

Associated Press

- Miami (Fla.)
- Oregon
- Florida
- TENNESSEE**
- Texas
- Oklahoma
- Louisiana State
- Nebraska
- Colorado
- Washington State
- Maryland
- Illinois
- South Carolina
- Syracuse
- Florida State
- Stanford
- Louisville
- Virginia Tech
- Washington
- Boston College
- Georgia
- Toledo
- Georgia Tech
- Brigham Young

ESPN/USA Today

- Miami (Fla.)
- Oregon
- Florida
- TENNESSEE**
- Texas
- Oklahoma
- Nebraska
- Louisiana State
- Colorado
- Maryland
- Washington State
- Illinois
- South Carolina
- Syracuse
- Florida State
- Louisville
- Stanford
- Virginia Tech
- Washington
- Marshall
- Toledo
- Boston College
- Brigham Young
- Georgia

2006

- Louisiana State
- Wisconsin
- Texas Tech
- Arizona State
- Ohio State
- Boston College
- Fresno State
- Virginia
- Navy
- Pittsburgh

ESPN/USA Today

- Southern California
- Auburn
- Oklahoma
- Texas
- Utah
- Georgia
- Louisville
- Iowa
- California
- Virginia Tech
- Miami (Fla.)
- Michigan
- Boise State
- Florida State
- TENNESSEE**
- Louisiana State
- Texas Tech
- Wisconsin
- Ohio State
- Arizona State
- Boston College
- Fresno State
- Virginia
- Navy
- Florida

2006

Associated Press

- Florida
- Ohio State
- LSU
- Southern California
- Boise State
- Louisville
- Wisconsin
- Michigan
- Auburn
- West Virginia
- Oklahoma
- Rutgers
- Texas
- California
- Arkansas
- Brigham Young
- Notre Dame
- Wake Forest
- Virginia Tech
- Boston College
- Oregon State
- TCU
- Georgia
- Penn State
- TENNESSEE**

USA Today

- Florida
- Ohio State
- LSU
- Southern California
- Wisconsin

- Boise State
- Louisville
- Auburn
- Michigan
- West Virginia
- Oklahoma
- Rutgers
- Texas
- California
- BYU
- Arkansas
- Wake Forest
- Virginia Tech
- Notre Dame
- Boston College
- TCU
- Oregon State
- TENNESSEE**
- Hawaii
- Penn State

2007

Associated Press

- LSU
- Georgia
- USC
- Missouri
- Ohio State
- West Virginia

- Kansas
- Oklahoma
- Virginia Tech
- Texas
- Boston College
- TENNESSEE**
- Florida
- Brigham Young
- Auburn
- Arizona State
- Cincinnati
- Michigan
- Hawaii
- Illinois
- Clemson
- Texas Tech
- Oregon
- Wisconsin
- Oregon State

ESPN/USA Today

- LSU
- USC
- Georgia
- Ohio State
- Missouri
- West Virginia
- Kansas
- Oklahoma

- Virginia Tech
- Texas
- Boston College
- TENNESSEE**
- Arizona State
- Auburn
- Brigham Young
- Florida
- Hawaii
- Illinois
- Michigan
- Cincinnati
- Wisconsin
- Clemson
- Texas Tech
- Oregon
- Penn State

* Coaches began voting in the CNN-USA Today poll in 1991. ESPN replaced CNN as a sponsor of the coaches' poll in 1997 and withdrew its sponsorship after the 2004 season.

LAST TIMES VOLS RANKED...

Throughout its history, the University of Tennessee football program has been a regular member of the Associated Press and, more recently, the ESPN/USA Today Coaches polls.

Below is a listing of the last time the Vols were ranked in a particular position in each poll.

Tennessee's last No. 1 ranking came at the end of the 1998 football season after Tennessee's 23-16 win over Florida State in the Tostitos Fiesta Bowl Jan. 4, 1999.

The win garnered Tennessee the undisputed national championship thanks in part to the advent of the Bowl Championship Series, which matched the top two teams in the land in a fight for the national title.

Rank	Coaches	
	Associated Press	ESPN/USA Today
1st	Final 1998	Final 1998
2nd	Dec. 2, 2001	Dec. 2, 2001
3rd	Preseason 2005	Preseason 2005
4th	Aug. 26, 2002	Sept. 11, 2005
5th	Sept. 11, 2005	Preseason 2002
6th	Sept. 4, 2005	Nov. 18, 2001
7th	Oct. 15, 2006	Oct. 2, 2005
8th	Oct. 29, 2006	Oct. 29, 2006
9th	Oct. 31, 2004	Oct. 22, 2006
10th	Sept. 25, 2005	Sept. 29, 2002
11th	Sept. 5, 2006	Sept. 18, 2005
12th	Final 2007	Final 2007
13th	Nov. 5, 2006	Oct. 17, 2004
14th	Nov. 25, 2007	Oct. 1, 2006
15th	Preseason 2007	Nov. 25, 2007
16th	Dec. 2, 2007	Nov. 14, 2004
17th	Dec. 3, 2006	Sept. 12, 2006
18th	Preseason 2008	Preseason 2008
19th	Nov. 18, 2007	Nov. 18, 2007
20th	Oct. 14, 2007	Nov. 16, 1992
21st	Oct. 12, 2003	Nov. 19, 2006
22nd	Nov. 4, 2007	Oct. 14, 2007
23rd	Sept. 10, 2012	Final 2006
24th	Oct. 28, 2007	Nov. 4, 2007
25th	Oct. 7, 2007	Oct. 23, 2005

TENNESSEE VS. RANKED OPPONENTS

1936	1-0
Oct. 24 Duke (2)	W, 15-13 Knoxville

1938	1-0
Jan. 2 Oklahoma (4)	W, 17-0 Orange Bowl

1939	2-1
Oct. 21 Alabama (8)	W, 21-0 Knoxville
Nov. 4 LSU (18)	W, 20-0 Baton Rouge
Jan. 1 Southern Cal (3)	L, 0-14 Rose Bowl

1940	0-1
Jan. 1 Boston College (5)	L, 13-19 Sugar Bowl

1941	2-0
Nov. 15 Boston College (18)	W, 14-7 Chestnut Hill
Nov. 29 Vanderbilt (12)	W, 26-7 Knoxville

1942	2-1
Oct. 17 Alabama (4)	L, 0-8 Birmingham
Oct. 31 LSU (19)	W, 26-0 Knoxville
Jan. 1 Tulsa (4)	W, 14-7 Sugar Bowl

1944	0-1
Jan. 1 Southern Cal (12)	L, 0-25 Rose Bowl

1945	0-1
Oct. 20 Alabama (6)	L, 7-25 Birmingham

1946	2-1
Oct. 19 Alabama (7)	W, 12-0 Knoxville
Nov. 2 North Carolina (9)	W, 20-14 Knoxville
Jan. 1 Rice (10)	L, 0-8 Orange Bowl

1948	1-2
Oct. 30 North Carolina (3)	L, 7-14 Knoxville
Nov. 6 Georgia Tech (6)	W, 13-6 Atlanta
Nov. 27 Vanderbilt (15)	L, 6-28 Nashville

1949	2-0
Oct. 29 North Carolina (13)	W, 35-6 Chapel Hill
Nov. 19 Kentucky (11)	W, 6-0 Lexington

1950	3-0
Oct. 7 Duke (14)	W, 28-7 Durham
Nov. 25 Kentucky (3)	W, 7-0 Knoxville
Jan. 1 Texas (3)	W, 20-14 Cotton Bowl

1951	2-1
Oct. 6 Duke (16)	W, 26-0 Knoxville
Nov. 24 Kentucky (9)	W, 28-0 Lexington
Jan. 1 Maryland (3)	L, 13-28 Sugar Bowl

1952	2-2
Oct. 4 Duke (10)	L, 0-7 Durham
Oct. 18 Alabama (18)	W, 20-0 Knoxville
Nov. 15 Florida (18)	W, 26-12 Knoxville
Jan. 1 Texas (10)	L, 0-16 Cotton Bowl

1953	0-1
Nov. 21 Kentucky (13)	L, 21-27 Lexington

1954	0-1
Oct. 2 Duke (7)	L, 6-7 Durham

1955	1-1-1
Oct. 1 Duke (16)	L, 0-21 Knoxville
Nov. 5 Georgia Tech (8)	T, 7-7 Knoxville
Nov. 29 Vanderbilt (19)	W, 20-14 Knoxville

1956	2-1
Nov. 10 Georgia Tech (2)	W, 6-0 Atlanta
Nov. 17 Mississippi (19)	W, 27-7 Knoxville
Jan. 1 Baylor (13)	L, 7-13 Sugar Bowl

1957	2-1
Nov. 9 Georgia Tech (18)	W, 21-6 Knoxville
Nov. 16 Mississippi (8)	L, 7-14 Memphis
Dec. 28 Texas A&M (9)	W, 3-0 Gator Bowl

1958	3-2
Sept. 27 Auburn (3)	L, 0-13 Birmingham
Oct. 4 Mississippi St. (11)	W, 13-8 Memphis
Nov. 1 North Carolina (17)	L, 7-21 Knoxville
Nov. 15 Mississippi (7)	W, 18-16 Knoxville
Nov. 29 Vanderbilt (15)	W, 10-6 Nashville

1959	2-1
Sept. 26 Auburn (3)	W, 3-0 Knoxville
Oct. 10 Georgia Tech (3)	L, 7-14 Knoxville
Nov. 7 LSU (1)	W, 14-13 Knoxville

1960	1-1
Oct. 15 Alabama (15)	W, 20-7 Knoxville
Nov. 12 Mississippi (4)	L, 3-24 Knoxville

1961	1-2
Oct. 21 Alabama (5)	L, 3-34 Birmingham
Nov. 11 Georgia Tech (9)	W, 10-6 Knoxville
Nov. 18 Mississippi (6)	L, 10-24 Memphis

1962	0-2
Oct. 20 Alabama (2)	L, 7-27 Knoxville
Nov. 17 Mississippi (3)	L, 6-19 Knoxville

1963	0-2
Oct. 19 Alabama (9)	L, 0-35 Birmingham
Nov. 16 Mississippi (3)	L, 0-20 Memphis

1964	1-2-1
Sept. 26 Auburn (8)	L, 0-3 Birmingham
Oct. 17 Alabama (3)	L, 8-19 Knoxville
Oct. 24 LSU (7)	T, 3-3 Baton Rouge
Nov. 7 Georgia Tech (7)	W, 22-14 Atlanta

1965	2-0
Nov. 6 Georgia Tech (7)	W, 21-7 Knoxville
Dec. 4 UCLA (5)	W, 37-34 Memphis

1966	0-2
Oct. 8 Georgia Tech (9)	L, 3-6 Atlanta
Oct. 15 Alabama (3)	L, 10-11 Knoxville

1967	1-2
Sept. 16 UCLA (8)	L, 16-20 Los Angeles
Oct. 21 Alabama (6)	W, 24-13 Birmingham
Jan. 1 Oklahoma (3)	L, 24-26 Orange Bowl

1968	0-1
Jan. 1 Texas (5)	L, 13-36 Cotton Bowl

1969	3-2
Sept. 27 Auburn (17)	W, 45-19 Knoxville
Oct. 18 Alabama (20)	W, 41-14 Birmingham
Nov. 1 Georgia (11)	W, 17-3 Athens
Nov. 15 Mississippi (18)	L, 0-38 Jackson
Dec. 27 Florida (14)	L, 13-14 Gator Bowl



1970		2-0	
Oct. 10	Georgia Tech (13)	W, 17-6	Atlanta
Jan. 1	Air Force (11)	W, 34-13	Sugar Bowl

1971		2-2	
Sept. 25	Auburn (5)	L, 9-10	Knoxville
Oct. 16	Alabama (4)	L, 15-32	Birmingham
Dec. 4	Penn State (5)	W, 31-11	Knoxville
Dec. 20	Arkansas (18)	W, 14-13	Liberty Bowl

1972		2-1	
Sept. 16	Penn State (6)	W, 28-21	Knoxville
Oct. 21	Alabama (3)	L, 10-17	Knoxville
Dec. 30	LSU (10)	W, 24-17	Bluebonnet Bowl

1973		1-2	
Sept. 29	Auburn (11)	W, 21-0	Knoxville
Oct. 20	Alabama (2)	L, 21-42	Birmingham
Dec. 29	Texas Tech (11)	L, 19-28	Gator Bowl

1974		1-1-1	
Sept. 7	UCLA (12)	T, 17-17	Knoxville
Oct. 19	Alabama (4)	L, 6-28	Knoxville
Dec. 16	Maryland (10)	W, 7-3	Liberty Bowl

1975		1-2	
Sept. 13	Maryland (14)	W, 26-8	Knoxville
Sept. 20	UCLA (12)	L, 28-34	Los Angeles
Oct. 18	Alabama (6)	L, 7-30	Birmingham

1976		0-2	
Oct. 16	Alabama (20)	L, 13-20	Knoxville
Oct. 23	Florida (11)	L, 18-20	Knoxville

1977		0-3	
Oct. 15	Alabama (4)	L, 10-24	Birmingham
Oct. 22	Florida (19)	L, 17-27	Gainesville
Nov. 19	Kentucky (7)	L, 17-21	Lexington

1978		0-3	
Sept. 16	UCLA (9)	L, 0-13	Knoxville
Oct. 21	Alabama (4)	L, 17-30	Knoxville
Nov. 11	Notre Dame (14)	L, 14-31	South Bend

1979		1-2	
Oct. 20	Alabama (1)	L, 17-27	Birmingham
Nov. 10	Notre Dame (13)	W, 40-18	Knoxville
Dec. 31	Purdue (12)	L, 22-27	Bluebonnet Bowl

1980		1-4	
Sept. 6	Georgia (16)	L, 15-16	Knoxville
Sept. 13	Southern Cal (5)	L, 17-20	Knoxville
Sept. 27	Auburn (18)	W, 42-0	Auburn
Oct. 18	Alabama (1)	L, 0-27	Knoxville
Oct. 25	Pittsburgh (12)	L, 6-30	Knoxville

1981		0-3	
Sept. 5	Georgia (10)	L, 0-44	Athens
Sept. 12	Southern Cal (5)	L, 7-43	Los Angeles
Oct. 17	Alabama (15)	L, 19-38	Birmingham

1982		1-0-1	
Oct. 9	LSU (18)	T, 24-24	Baton Rouge
Oct. 15	Alabama (2)	W, 35-28	Knoxville

1983		2-1	
Sept. 24	Auburn (11)	L, 14-37	Knoxville
Oct. 15	Alabama (11)	W, 41-34	Birmingham
Dec. 17	Maryland (16t)	W, 30-23	Citrus Bowl

1984		0-3	
Sept. 29	Auburn (20)	L, 10-29	Auburn
Oct. 13	Florida (18)	L, 30-43	Knoxville
Dec. 22	Maryland (12)	L, 27-28	Sun Bowl

1985		3-1-1	
Sept. 14	UCLA (10)	T, 26-26	Knoxville
Sept. 28	Auburn (1)	W, 38-20	Knoxville
Oct. 12	Florida (7)	L, 10-17	Gainesville
Oct. 19	Alabama (15)	W, 16-14	Birmingham
Jan. 1	Miami, Fla. (2)	W, 35-7	Sugar Bowl

1986		1-2	
Sept. 27	Auburn (8)	L, 8-34	Auburn
Oct. 18	Alabama (2)	L, 28-56	Knoxville
Nov. 15	Mississippi (20)	W, 22-10	Jackson

1987		1-0-1	
Aug. 30	Iowa (16)	W, 23-22	East Rutherford
Sept. 26	Auburn (3)	T, 20-20	Knoxville

1988		0-4	
Sept. 3	Georgia (12)	L, 17-28	Athens
Sept. 17	LSU (9)	L, 9-34	Knoxville
Sept. 24	Auburn (4)	L, 6-38	Auburn
Oct. 15	Alabama (20)	L, 20-28	Knoxville

1989		3-1	
Sept. 9	UCLA (6)	W, 24-6	Pasadena
Sept. 30	Auburn (4)	W, 21-14	Knoxville
Oct. 21	Alabama (10)	L, 30-47	Birmingham
Jan. 1	Arkansas (10)	W, 31-27	Cotton Bowl

1990		2-1-2	
Aug. 26	Colorado (5)	T, 31-31	Anaheim
Sept. 29	Auburn (3)	T, 26-26	Auburn
Oct. 13	Florida (9)	W, 45-3	Knoxville
Nov. 10	Notre Dame (1)	L, 29-34	Knoxville
Nov. 17	Mississippi (15)	W, 22-13	Memphis

1991		4-3	
Sept. 14	UCLA (21)	W, 30-16	Knoxville
Sept. 21	Mississippi St. (23)	W, 26-24	Knoxville
Sept. 28	Auburn (13)	W, 30-21	Knoxville
Oct. 12	Florida (10)	L, 18-35	Gainesville
Oct. 19	Alabama (14)	L, 19-24	Birmingham
Nov. 9	Notre Dame (5)	W, 35-34	South Bend
Jan. 1	Penn State (6)	L, 17-42	Fiesta Bowl

1992		3-1	
Sept. 12	Georgia (14)	W, 34-31	Athens
Sept. 19	Florida (4)	W, 31-14	Knoxville
Oct. 17	Alabama (4)	L, 10-17	Knoxville
Jan. 1	Boston College (16)	W, 38-23	Hall of Fame Bowl

1993		2-2-1	
Sept. 11	Georgia (22)	W, 38-6	Knoxville
Sept. 18	Florida (9)	L, 34-41	Gainesville
Oct. 16	*Alabama (2)	T, 17-17	Birmingham
Nov. 6	Louisville (13)	W, 45-10	Knoxville
Jan. 1	Penn State (13)	L, 13-31	Citrus Bowl

*Game later forfeited to as a result of NCAA sanctions.

1994		3-3	
Sept. 3	UCLA (14)	L, 23-25	Pasadena
Sept. 10	Georgia (23)	W, 41-23	Athens
Sept. 17	Florida (1)	L, 0-31	Knoxville
Oct. 1	Washington St. (17)	W, 10-9	Knoxville
Oct. 15	Alabama (10)	L, 13-17	Knoxville
Dec. 30	Virginia Tech (17)	W, 45-23	Gator Bowl

RECORDS

1995

Sept. 16	Florida (4)	L, 37-62	Gainesville
Oct. 7	Arkansas (18)	W, 49-31	Fayetteville
Oct. 14	Alabama (12)	W, 41-14	Birmingham
Jan. 1	Ohio State (4t)	W, 20-14	Citrus Bowl

1996

Sept. 21	Florida (4)	L, 29-35	Knoxville
Oct. 26	Alabama (7)	W, 20-13	Knoxville
Jan. 1	Northwestern (11)	W, 48-28	Citrus Bowl

1997

Sept. 20	Florida (2)*	L, 20-33	Gainesville
Oct. 11	Georgia (13)	W, 38-13	Knoxville
Nov. 8	Southern Miss (24)	W, 44-20	Knoxville
Dec. 6	Auburn (11)	W, 30-29	Atlanta (SEC)
Jan. 2	Nebraska (2)	L, 17-42	Orange Bowl

*Florida was (1) in the Coaches Poll

1998

Sept. 5	Syracuse (17)	W, 34-33	Syracuse
Sept. 19	Florida (2)	W, 20-17 ot	Knoxville
Oct. 10	Georgia (7)	W, 22-3	Athens
Nov. 14	Arkansas (10)	W, 28-24	Knoxville
Dec. 5	Mississippi St. (23)	W, 24-14	Atlanta (SEC)
Jan. 4	Florida State (2)	W, 23-16	Fiesta Bowl

1999

Sept. 18	Florida (4t)	L, 21-23	Gainesville
Oct. 9	Georgia (10)	W, 37-20	Knoxville
Oct. 23	Alabama (10)	W, 21-7	Tuscaloosa
Nov. 6	Notre Dame (24)	W, 38-14	Knoxville
Jan. 2	Nebraska (3)	L, 21-31	Fiesta Bowl

2000

Sept. 2	Southern Miss (22)	W, 19-16	Knoxville
Sept. 16	Florida (6)	L, 21-27	Knoxville
Oct. 7	Georgia (19)	L, 10-21	Athens
Oct. 28	South Carolina (17)	W, 17-14	Columbia
Jan. 1	Kansas State (11)	L, 21-35	Cotton Bowl

2001

Sept. 29	LSU (14)	W, 26-18	Knoxville
Oct. 27	South Carolina (12)	W, 17-10	Knoxville
Dec. 1	Florida (2)	W, 34-32	Gainesville
Dec. 8	LSU (21)	L, 20-31	Atlanta (SEC)
Jan. 1	Michigan (17)	W, 45-17	Citrus Bowl

2002

Sept. 21	Florida (10)	L, 13-20	Knoxville
Oct. 12	Georgia (6)	L, 13-18	Athens
Oct. 26	Alabama (19)	L, 14-34	Knoxville
Nov. 9	Miami, Fla. (1)	L, 3-26	Knoxville
Dec. 31	Maryland (20)	L, 3-20	Peach Bowl

2003

Sept. 20	Florida (17)	W, 24-10	Gainesville
Oct. 11	Georgia (8)	L, 14-41	Knoxville
Nov. 8	Miami (Fla.) (6)	W, 10-6	Miami

2004

Sept. 18	Florida (11)	W, 30-28	Knoxville
Oct. 2	Auburn (8)	L, 10-34	Auburn
Oct. 9	Georgia (3)	W, 19-14	Athens
Dec. 4	Auburn (3)	L, 28-38	Atlanta (SEC)
Jan. 1	Texas A&M (22)	W, 38-7	Cotton Bowl

2005

Sept. 17	Florida (6)	L, 7-16	Gainesville
Sept. 26	LSU (4)	W, 30-27 ot	Baton Rouge
Oct. 8	Georgia (5)	L, 14-27	Knoxville

Oct. 22	Alabama (5)	L, 3-6	Tuscaloosa
Nov. 5	Notre Dame (8)	L, 21-41	South Bend

2006

Sept. 2	California (9)	W, 35-18	Knoxville
Sept. 16	Florida (7)	L, 20-21	Knoxville
Oct. 7	Georgia (10)	W, 51-33	Athens
Nov. 4	LSU (13)	L, 24-28	Knoxville
Nov. 11	Arkansas (11)	L, 14-31	Fayetteville

2007

Sept. 1	California (12)	L, 31-45	Berkeley
Sept. 15	Florida (5)	L, 20-59	Gainesville
Oct. 6	Georgia (12)	W, 35-14	Knoxville
Oct. 27	South Carolina (15)	W, 27-24	Knoxville
Dec. 1	LSU (5)	L, 14-21	Atlanta (SEC)
Jan. 1	Wisconsin (18)	W, 21-17	Outback Bowl

2008

Sept. 20	Florida (4)	L, 6-30	Knoxville
Sept. 27	Auburn (15)	L, 12-14	Auburn
Oct. 11	Georgia (10)	L, 14-26	Athens
Oct. 25	Alabama (2)	L, 9-29	Knoxville

2009

Sept. 19	Florida (1)	L, 13-23	Gainesville
Oct. 24	Alabama (1)	L, 10-12	Tuscaloosa
Oct. 31	South Carolina (21)	W, 31-13	Knoxville
Dec. 31	Virginia Tech (12)	L, 14-37	Chick-fil-A Bowl

2010

Sept. 11	Oregon (7)	L, 13-48	Knoxville
Sept. 18	Florida (10)	L, 17-31	Knoxville
Oct. 2	LSU (12)	L, 14-16	Baton Rouge
Oct. 23	Alabama (7)	L, 10-41	Knoxville
Oct. 30	South Carolina (17)	L, 24-38	Columbia

2011

Sept. 17	Florida (16)	L, 23-33	Gainesville
Oct. 15	LSU (1)	L, 7-38	Knoxville
Oct. 22	Alabama (2)	L, 6-37	Tuscaloosa
Oct. 29	South Carolina (14)	L, 3-14	Knoxville
Nov. 12	Arkansas (8)	L, 7-49	Fayetteville

2012

Sept. 15	Florida (18)	L, 20-37	Knoxville
Sept. 29	Georgia (5)	L, 44-51	Athens
Oct. 13	Mississippi State (19)L	31-41	Starkville
Oct. 20	Alabama (1)	L, 13-44	Knoxville
Oct. 27	South Carolina (17)	L, 35-38	Columbia

2013*

Sept. 14	Oregon (2)	L, 14-59	Eugene
Sept. 21	Florida (19)	L, 17-31	Gainesville
Oct. 5	Georgia (6)	L, 31-34 ot	Knoxville
Oct. 19	South Carolina (11)	W, 23-21	Knoxville
Oct. 26	Alabama (1)	L, 10-45	Tuscaloosa
Nov. 2	Missouri (10)	L, 3-31	Columbia
Nov. 9	Auburn (7)	L, 23-55	Knoxville

* UT played ranked teams in 7 of 8 games, the most by any team since Pitt in 1993

2014

Sept. 13	Oklahoma (4)	L, 10-34	Norman
Sept. 27	Georgia (12)	L, 32-35	Athens
Oct. 18	Ole Miss (3)	L, 3-34	Oxford
Oct. 25	Alabama (4)	L, 20-34	Knoxville
Nov. 22	Missouri (19)	L, 21-29	Knoxville



ALL-TIME NON-SATURDAY GAMES

SUNDAY (4-2-1)

12/3/1905	at Grant [UTC]	L, 0-5
12/13/1981	Wisconsin (E. Rutherford)	W, 23-21
8/30/1987	Iowa (E. Rutherford)	W, 23-22
8/26/1990	Colorado (Anaheim)	T, 31-31
1/2/2000	Nebraska (Tempe)	L, 21-31
9/5/2004	UNLV	W, 42-17
8/31/2014	Utah State	W, 38-7

MONDAY (12-11-1)

10/24/1892	at Sewanee	L, 0-54
11/8/1897	North Carolina	L, 0-16
12/25/1899	at Grant [UTC]	W, 6-0
10/22/1900	at Vanderbilt	T, 0-0
10/31/1910	at Mississippi A&M [Miss St.]	L, 0-48
11/19/1906	at Clemson	L, 0-16
10/21/1907	at Clemson	W, 4-0
11/18/1907	Arkansas (Little Rock)	W, 14-2
1/2/1939	Oklahoma (Miami)	W, 17-0
1/1/1940	Southern Cal (Pasadena)	L, 0-14
1/1/1945	Southern Cal (Pasadena)	L, 0-25
1/1/1951	Texas (Dallas)	W, 20-14
1/1/1968	Oklahoma (Miami)	L, 24-26
12/20/1971	Arkansas (Memphis)	W, 14-13
12/16/1974	Maryland (Memphis)	W, 7-3
12/31/1979	Purdue (Houston)	L, 22-27
12/29/1986	Minnesota (Memphis)	W, 21-14
1/1/1990	Arkansas (Dallas)	W, 31-27
1/1/1996	Ohio State (Orlando)	W, 20-14
1/4/1999	Florida State (Tempe)	W, 23-16
1/1/2001	Kansas State (Dallas)	L, 21-35
9/26/2005	at LSU	W, 30-27 (OT)
1/1/2007	Penn State (Tampa)	L, 10-20
9/1/2008	at UCLA	L, 24-27 (OT)

TUESDAY (5-4-0)

11/7/1893	at North Carolina	L, 0-60
11/27/1900	Grant [UTC]	W, 28-0
10/21/1902	Maryville	W, 34-0
1/1/1952	Maryland (New Orleans)	L, 13-28
1/1/1957	Baylor (New Orleans)	L, 7-13
1/1/1991	Virginia (New Orleans)	W, 23-22
1/1/2002	Michigan (Orlando)	W, 45-17
12/31/2002	Maryland (Atlanta)	L, 3-30
1/1/2008	Wisconsin (Tampa)	W, 21-17

WEDNESDAY (4-6-1)

11/2/1892	Sewanee	L, 0-10
10/11/1899	King	W, 11-5
10/10/1900	King	W, 22-0
11/16/1904	Cincinnati	L, 0-25
11/21/1906	at Georgia	T, 0-0
1/1/1941	Boston College (New Orleans)	L, 13-19
1/1/1947	Rice (Miami)	L, 0-8
1/1/1969	Texas (Dallas)	L, 13-36
1/1/1986	Miami (New Orleans)	W, 35-7
1/1/1992	Penn State (Tempe)	L, 17-42
1/1/1997	Northwestern (Orlando)	W, 48-28

THURSDAY (25-20-7)

11/17/1892	Vanderbilt	L, 0-12
11/24/1892	Wake Forest	L, 6-10
11/30/1893	Asheville Ath.	W, 12-6
10/22/1896	Williamsburg Inst.	W, 10-6
11/26/1896	Central University	W, 30-0
11/25/1897	Virginia Tech (Roanoke)	W, 18-0
11/23/1899	Washington & Lee	W, 11-0
11/30/1899	Kentucky University	W, 41-0
11/1/1900	North Carolina	L, 5-22

11/28/1901	Alabama (Birmingham)	T, 6-6
11/27/1902	Clemson	L, 0-11
10/29/1903	at South Carolina	L, 0-24
11/26/1903	Alabama (Birmingham)	L, 0-24
11/24/1904	Alabama (Birmingham)	W, 5-0
11/30/1905	Alabama (Birmingham)	L, 0-29
10/25/1906	at American Temperance Univ.	T, 5-5
11/29/1906	Alabama (Birmingham)	L, 0-51
11/28/1907	Alabama (Birmingham)	L, 0-5
11/26/1908	Alabama (Birmingham)	L, 0-4
11/25/1909	Transylvania	W, 11-0
11/30/1911	Kentucky State (Lexington)	L, 0-12
11/28/1912	Alabama (Birmingham)	L, 0-7
11/27/1913	Kentucky State (Lexington)	W, 13-7
11/26/1914	at Sewanee	W, 14-7
11/25/1915	Kentucky State (Lexington)	L, 0-6
11/30/1916	Kentucky State	T, 0-0
11/27/1919	at Kentucky	L, 0-13
11/25/1920	Kentucky	W, 14-7
11/24/1921	at Kentucky	T, 0-0
11/30/1922	Kentucky	W, 14-7
11/29/1923	at Kentucky	W, 18-0
11/27/1924	Kentucky	L, 6-27
11/26/1925	at Kentucky	W, 20-23
11/25/1926	Kentucky	L, 6-0
11/24/1927	at Kentucky	W, 20-0
11/29/1928	Kentucky	T, 0-0
11/28/1929	at Kentucky	T, 6-6
11/27/1930	Kentucky	W, 8-0
11/26/1931	at Kentucky	T, 6-6
11/24/1932	Kentucky	W, 26-0
11/30/1933	at Kentucky	W, 27-0
11/29/1934	Kentucky	W, 19-0
11/28/1935	at Kentucky	L, 0-27
11/26/1936	Kentucky	W, 7-6
11/25/1937	at Kentucky	W, 13-0
11/24/1938	Kentucky	W, 46-0
11/30/1939	at Kentucky	W, 19-0
1/1/1953	Texas (Dallas)	L, 0-16
9/5/1991	at Louisville	W, 28-11
10/3/1996	Mississippi (Memphis)	W, 41-3
12/31/2009	Virginia Tech (Atlanta)	L, 14-37
12/30/2010	North Carolina (Nashville)	L, 27-30 (2OT)

FRIDAY (13-7-0)

10/21/1892	at Vanderbilt	L, 4-22
11/3/1893	at Wake Forest	L, 0-64
10/15/1897	King	W, 28-0
11/26/1897	at Bristol A.C.	W, 12-0
11/7/1902	at Nashville	W, 10-0
11/14/1913	at Alabama	L, 0-6
10/3/1919	Maryville	W, 32-2
10/24/1924	Miss A&M [Miss St.] (Memphis)	L, 2-7
10/15/1926	Maryville	W, 6-0
10/5/1934	at North Carolina	W, 19-7
9/29/1939	at NC State	W, 13-0
1/4/1943	Tulsa (New Orleans)	W, 14-7
1/1/1971	Air Force (New Orleans)	W, 34-13
12/31/1982	Iowa (Atlanta)	L, 22-28
1/1/1993	Boston College (Tampa)	W, 28-23
12/30/1994	Virginia Tech (Gainesville)	W, 45-23
1/2/1998	Nebraska (Miami)	L, 17-42
1/2/2004	Clemson (Atlanta)	L, 14-27
8/31/2012	NC State (Atlanta)	W, 35-21
1/2/2015	Iowa (Jacksonville)	W, 45-28

**All-Time Record In
Non-Saturday Games: 63-50-10**

RECORD BY STATE

ALABAMA (25-45-7)

Auburn		2-7-1
Birmingham		19-31-6
v. Alabama	14-21-6	
v. Auburn	4-10-0	
v. Howard	1-0-0	
Tuscaloosa		4-7-0

ARIZONA (1-2)

Tempe		1-2-0
v. Florida State	1-0-0	
v. Nebraska	0-1-0	
v. Penn State	0-1-0	

ARKANSAS (5-3)

Fayetteville		2-3-0
Little Rock		3-0-0

CALIFORNIA (2-8-1)

Anaheim		0-0-1
v. Colorado	0-0-1	
Berkeley		0-1-0
Los Angeles		0-3-0
v. UCLA	0-2-0	
v. USC	0-1-0	
Pasadena		2-4-0
v. UCLA	2-2-0	
v. USC	0-2-0	

FLORIDA (21-19)

Gainesville		6-12-0
v. Florida	5-12-0	
v. Virginia Tech	1-0-0	
Jacksonville		5-2-0
v. Florida	2-1-0	
v. Iowa	1-0-0	
v. Syracuse	1-0-0	
v. Texas A&M	1-0-0	
v. Texas Tech	0-1-0	
Miami		2-3-0
v. Miami (Fla.)	1-0-0	
v. Nebraska	0-1-0	
v. Oklahoma	1-1-0	
v. Rice	0-1-0	
Orlando		4-1-0
v. Maryland	1-0-0	
v. Michigan	1-0-0	
v. Northwestern	1-0-0	
v. Ohio State	1-0-0	
v. Penn State	0-1-0	
Tampa		4-1-0
v. Boston College	1-0-0	
v. Florida	1-0-0	
v. Penn State	0-1-0	
v. Tampa	1-0-0	
v. Wisconsin	1-0-0	

GEORGIA (26-31-1)

Athens		10-11-1
Atlanta		15-19-0
v. Auburn	1-1-0	
v. Clemson	0-1-0	
v. Georgia Tech	11-12-0	
v. Indiana	1-0-0	
v. Iowa	0-1-0	
v. LSU	0-2-0	
v. Maryland	0-1-0	
v. Mississippi State	1-0-0	
v. NC State	1-0-0	
v. Virginia Tech	0-1-0	
Columbus		1-0-0
Macon		0-1-0

HAWAII (1-0)

Honolulu		1-0-0
----------	--	-------

INDIANA (2-2)

South Bend		2-2-0
------------	--	-------

KENTUCKY (39-14-3)

Danville		1-0-0
Lexington		36-14-3
Louisville		2-0-0

LOUISIANA (13-8-2)

Baton Rouge		8-4-2
New Orleans		5-4-0
v. Air Force	1-0-0	
v. Baylor	0-1-0	
v. Boston College	0-1-0	
v. Maryland	0-1-0	
v. Miami (Fla.)	1-0-0	
v. Tulane	1-1-0	
v. Tulsa	1-0-0	
v. Virginia	1-0-0	

MARYLAND (1-0)

College Park		1-0-0
--------------	--	-------

MASSACHUSETTS (3-1)

Chestnut Hill		3-1-0
---------------	--	-------

MISSISSIPPI (11-10)

Jackson		3-3-0
Oxford		3-2-0
Starkville		5-5-0

MISSOURI (0-1)

Columbia		0-1-0
----------	--	-------

NEW HAMPSHIRE (0-1)

Hanover		0-1-0
---------	--	-------

NEW JERSEY (3-0)

East Rutherford		3-0-0
v. Iowa	1-0-0	
v. Rutgers	1-0-0	
v. Wisconsin	1-0-0	

NEW YORK (3-2)

New York City		1-1-0
v. Fordham	0-1-0	
v. NYU	1-0-0	
Syracuse		1-0-0
West Point		1-1-0

NORTH CAROLINA (13-12-2)

Chapel Hill		9-4-0
Durham		3-6-2
Raleigh		1-1-0
Winston-Salem		0-1-0

OKLAHOMA (0-1)

Norman		0-1-0
--------	--	-------

OREGON (0-1)

Eugene		0-1-0
--------	--	-------

SOUTH CAROLINA (11-7-3)

Clemson		2-2-1
Columbia		9-5-2

TENNESSEE (621-192-34)

Chattanooga		13-4-1
v. Chattanooga A.C.	2-0-0	
v. Sewanee	4-3-0	
v. Chattanooga	7-1-1	
Harriman		0-0-1
v. American Temp. U.	0-0-1	
Knoxville		524-150-25
v. Air Force	1-0-0	
v. Akron	2-0-0	
v. Alabama	20-24-1	
v. UAB	4-0-0	
v. American Temp. U.	2-0-0	
v. Arkansas	6-1-0	
v. Arkansas State	2-0-0	
v. Army	3-1-1	
v. Asheville Athletes	1-0-0	
v. Athens	1-0-0	
v. Auburn	14-10-2	

v. Austin Peay	1-0-0
v. Boston College	4-0-0
v. Buffalo	1-0-0
v. California	2-1-0
v. UCLA	4-2-2
v. UC-Santa Barbara	1-0-0
v. Carson Newman	12-0-0
v. Central University	1-0-0
v. Centre	9-3-2
v. Chattanooga	31-1-1
v. Cincinnati	5-1-0
v. The Citadel	2-0-0
v. Clemson	9-3-1
v. Colorado State	4-0-0
v. Cumberland (Ky.)	2-0-0
v. Cumberland (Tenn.)	1-0-0
v. Davidson	1-0-0
v. Dayton	4-0-0
v. Duke	11-7-0
v. East Carolina	1-0-0
v. Emory & Henry	5-0-0
v. Florida	11-12-0
v. Florida State	0-1-0
v. Fordham	1-0-0
v. Fresno State	1-0-0
v. Furman	2-0-0
v. Georgetown (Ky.)	3-0-0
v. Georgia	11-10-1
v. Georgia State	1-0-0
v. Georgia Tech	13-5-2
v. Hawai'i	1-0-0
v. Houston	2-0-0
v. Howard	1-0-0
v. Iowa State	1-0-0
v. Kansas	1-0-0
v. Kentucky	41-10-6
v. King College	7-0-0
v. La.-Lafayette	2-0-0
v. La.-Monroe	1-0-0
v. LSU	11-3-1
v. Louisiana Tech	2-0-0
v. Louisville	3-0-0
v. Marshall	2-0-0
v. Maryland	2-0-0
v. Maryville	23-1-1
v. Memphis	12-0-0
v. Mercer	2-0-0
v. Miami (Fla.)	0-1-0
v. MTSU	2-0-0
v. Mississippi	25-5-0
v. Mississippi State	13-7-0
v. Missouri	0-2-0
v. Montana	1-0-0
v. Mooney School	2-0-0
v. Nashville	0-0-1
v. UNLV	2-0-0
v. New Mexico	2-0-0
v. North Carolina	11-6-1
v. North Texas	0-1-0
v. Northern Illinois	1-0-0
v. Notre Dame	2-2-0
v. Ohio	1-0-0
v. Oklahoma State	1-0-0
v. Oregon	0-1-0
v. Oregon State	1-0-1
v. Pacific	1-0-0
v. Penn State	2-0-0
v. Pittsburgh	0-2-0
v. Rhodes College	2-0-0
v. Rice	1-0-0
v. Richmond	1-0-0
v. Rutgers	2-1-0
v. Sewanee	8-4-0
v. South Alabama	1-0-0
v. South Carolina	15-2-0
v. Southern Cal	0-1-0
v. SMU	1-0-0
v. Southern Miss	5-0-0
v. Syracuse	1-0-0
v. Tampa	1-0-0

v. Temple	2-0-0
v. Tennessee Martin	1-0-0
v. Tenn. Military Inst.	1-0-0
v. Tenn. School Deaf	1-0-0
v. Tennessee Tech	5-0-0
v. Texas Christian	2-0-0
v. UTEP	2-0-0
v. Texas Tech	1-0-0
v. Transylvania	4-1-0
v. Troy	1-0-0
v. Tulane	3-0-0
v. Tulsa	3-0-0
v. Tusculum	3-0-0
v. Utah	3-0-0
v. Utah State	1-0-0
v. Vanderbilt	37-11-1
v. Villanova	1-0-0
v. Virginia	2-1-0
v. Va. Military Inst.	0-1-0
v. Virginia Tech	3-1-0
v. Wake Forest	5-2-0
v. Washington & Lee	4-0-0
v. Washington State	4-1-0
v. Western Kentucky	2-0-0
v. Wichita State	1-0-0
v. William & Mary	1-0-0
v. Wofford	1-0-0
v. Wyoming	1-1-0

Maryville	2-0-0
Memphis	42-15-3
v. Arkansas	1-0-0
v. Army	1-0-0
v. UCLA	1-0-0
v. The Citadel	1-0-0
v. Kansas	1-0-0
v. Maryland	1-0-0
v. Memphis	10-1-0
v. Minnesota	1-0-0
v. Mississippi	13-10-1
v. Mississippi State	9-4-1
v. Rhodes College	1-0-0
v. Tenn. Med. School	1-0-1
v. Wake Forest	1-0-0

Nashville	40-20-4
v. Nashville	2-1-0
v. North Carolina	0-1-0
v. Vanderbilt	37-18-4
v. Wyoming	1-0-0

Sewanee	0-3-0
---------	-------

TEXAS (6-6)

Dallas	3-3-0
v. Arkansas	1-0-0
v. Kansas State	0-1-0
v. Texas	1-2-0
v. Texas A&M	1-0-0

El Paso	0-1-0
v. Maryland	0-1-0

Houston	3-2-0
v. Houston	0-1-0
v. LSU	1-0-0
v. Purdue	0-1-0
v. Rice	1-0-0
v. Tulsa	1-0-0

VIRGINIA (3-1)

Blacksburg	0-1-0
Bristol	1-0-0
Roanoke	2-0-0
v. Virginia Tech	1-0-0
v. Washington & Lee	1-0-0

WASHINGTON D.C. (1-0)

Washington, D.C.	1-0-0
------------------	-------

Never Played a Game Within Its Borders...
 Alaska, Colorado, Connecticut, Delaware, Idaho, Illinois, Iowa, Kansas, Maine, Michigan, Minnesota, Montana, Nebraska, Nevada, New Mexico, North Dakota, Ohio, Pennsylvania, Rhode Island, South Dakota, Utah, Vermont, Washington, West Virginia, Wisconsin, Wyoming



RECORD BY CALENDAR DATE

AUGUST (8-0-1, .944)

AUGUST 26 (0-0-1)

1990	T, 31-31	Colorado (N) @ Anaheim, Calif. (Pigskin Classic I)
------	----------	---

AUGUST 30 (3-0)

1987	W, 23-22	No. 16 Iowa (N) @ East Rutherford, N.J. (Kickoff Classic V)
1997	W, 52-17	TEXAS TECH
2003	W, 24-6	FRESNO STATE

AUGUST 31 (5-0)

1996	W, 62-3	UNLV
2002	W, 47-7	Wyoming (N) @ Nashville, Tenn.
2012	W, 35-21	NC State (N) @ Atlanta, Ga.
2013	W, 45-0	Austin Peay
2014	W, 38-7	Utah State

SEPTEMBER (136-68-9, .660)

SEPTEMBER 1 (3-2)

1984	W, 34-27	WASHINGTON STATE
1990	W, 55-7	PACIFIC
2001	W, 33-9	SYRACUSE
2007	L, 31-45	No. 12 California
2008	L, 24-27	at UCLA (OT)

SEPTEMBER 2 (4-0)

1989	W, 17-14	COLORADO STATE
1995	W, 27-7	EAST CAROLINA
2000	W, 19-16	No. 22 SOUTHERN MISS
2006	W, 35-18	No. 9 CALIFORNIA

SEPTEMBER 3 (2-3)

1983	L, 3-13	PITTSBURGH
1988	L, 17-28	No. 12 Georgia
1994	L, 23-25	at No. 14 UCLA
2005	W, 17-10	UAB
2011	W, 42-16	MONTANA

SEPTEMBER 4 (3-1)

1982	L, 24-25	DUKE
1993	W, 50-0	LOUISIANA TECH
1999	W, 42-17	WYOMING
2010	W, 50-0	TENNESSEE-MARTIN

SEPTEMBER 5 (6-1)

1981	L, 0-44	No. 10 Georgia
1987	W, 49-3	COLORADO STATE
1991	W, 28-11	Louisville
1992	W, 38-3	SOUTHWESTERN LOUISIANA
1998	W, 34-33	No. 17 Syracuse
2004	W, 42-17	UNLV
2009	W, 63-7	WESTERN KENTUCKY

SEPTEMBER 6 (4-1)

1980	L, 15-16	No. 16 GEORGIA
1986	W, 35-21	NEW MEXICO
1997	W, 30-24	at UCLA
2003	W, 34-24	MARSHALL
2014	W, 34-19	ARKANSAS STATE

SEPTEMBER 7 (3-0-1)

1974	T, 17-17	No. 12 UCLA
1996	W, 35-20	UCLA
2002	W, 26-3	MTSU
2013	W, 52-20	WESTERN KENTUCKY

SEPTEMBER 8 (4-0)

1990	W, 40-7	Mississippi State
2001	W, 13-3	Arkansas
2007	W, 39-19	SOUTHERN MISSISSIPPI
2012	W, 51-13	GEORGIA STATE

SEPTEMBER 9 (4-0)

1972	W, 34-3	Georgia Tech
1989	W, 24-6	at No. 6 UCLA
1995	W, 30-27	GEORGIA
2006	W, 31-30	AIR FORCE

SEPTEMBER 10 (2-2)

1977	L, 17-27	CALIFORNIA
1983	W, 31-6	NEW MEXICO
1988	L, 26-31	DUKE
1994	W, 41-23	No. 23 Georgia
2011	W, 45-23	CINCINNATI

SEPTEMBER 11 (2-2)

1976	L, 18-21	DUKE
1982	W, 23-21	IOWA STATE
1993	W, 38-6	No. 22 GEORGIA
2010	L, 13-48	No. 7 OREGON

SEPTEMBER 12 (2-2)

1981	L, 7-43	Southern California
1987	W, 38-10	Mississippi State
1992	W, 34-31	No. 14 Georgia
2009	L, 15-19	UCLA

SEPTEMBER 13 (2-2)

1975	W, 26-8	No. 14 MARYLAND
1980	L, 17-20	SOUTHERN CALIFORNIA
1986	L, 23-27	MISSISSIPPI STATE
2008	W, 35-3	ALABAMA-BIRMINGHAM
2014	L, 10-34	No. 4 Oklahoma

SEPTEMBER 14 (1-1-2)

1968	T, 17-17	GEORGIA
1985	T, 26-26	No. 10 UCLA
1991	W, 30-16	No. 21 UCLA
2013	L, 14-59	No. 2 Oregon

SEPTEMBER 15 (4-2)

1973	W, 21-17	DUKE
1979	W, 28-16	Boston College
1984	W, 27-21	UTAH
1990	W, 56-0	TEXAS EL PASO
2007	L, 20-59	No. 5 Florida
2012	L, 20-37	No. 18 FLORIDA

SEPTEMBER 16 (2-5)

1967	L, 16-20	at No. 8 UCLA
1972	W, 28-21	No. 6 PENN STATE
1978	L, 0-13	No. 9 UCLA
1989	W, 28-6	DUKE
1995	L, 37-62	No. 4 Florida
2000	L, 23-27	No. 6 FLORIDA
2006	L, 20-21	No. 6 FLORIDA

SEPTEMBER 17 (1-4)

1977	W, 24-18	BOSTON COLLEGE
1988	L, 9-34	No. 9 LOUISIANA STATE
1994	L, 0-31	No. 1 FLORIDA
2005	L, 7-16	No. 6 Florida
2011	L, 23-33	No. 16 Florida

SEPTEMBER 18 (4-3)

1965	W, 21-0	ARMY
1971	W, 48-6	UC SANTA BARBARA
1976	W, 31-0	TEXAS CHRISTIAN
1993	L, 34-41	No. 9 Florida
1999	L, 21-23	No. 4 Florida
2004	W, 30-28	No. 11 FLORIDA
2010	L, 17-31	No. 10 FLORIDA

SEPTEMBER 19 (5-1)

1964	W, 10-6	CHATTANOOGA
1970	W, 28-3	SOUTHERN METHODIST
1981	W, 42-0	COLORADO STATE
1992	W, 31-14	No. 4 FLORIDA
1998	W, 20-17	No. 2 FLORIDA (OT)
2009	L, 13-23	No. 1 Florida



SEPTEMBER 20 (4-3)

1941	W, 32-6	FURMAN
1969	W, 31-0	CHATTANOOGA
1975	L, 28-34	at UCLA
1980	W, 35-23	WASHINGTON STATE
1997	L, 20-33	No. 2 Florida
2003	W, 24-10	No. 17 Florida
2008	L, 6-30	No. 4 FLORIDA

SEPTEMBER 21 (3-3)

1963	W, 34-6	RICHMOND
1974	W, 17-3	KANSAS
1991	W, 26-24	No. 23 MISSISSIPPI STATE
1996	L, 29-35	No. 4 FLORIDA
2002	L, 13-30	No. 10 FLORIDA
2013	L, 17-31	No. 21 Florida

SEPTEMBER 22 (4-0-1)

1973	W, 37-18	Army
1979	W, 51-18	UTAH
1984	T, 24-24	ARMY
2007	W, 48-27	ARKANSAS STATE
2012	W, 47-26	AKRON

SEPTEMBER 23 (6-0-1)

1922	W, 50-0	EMORY & HENRY
1950	W, 56-0	SOUTHERN MISSISSIPPI
1972	W, 45-6	WAKE FOREST
1978	T, 13-13	OREGON STATE
1995	W, 52-14	MISSISSIPPI STATE
2000	W, 70-3	LOUISIANA-MONROE
2006	W, 33-7	MARSHALL

SEPTEMBER 24 (7-5)

1921	W, 27-0	EMORY & HENRY
1927	W, 33-0	CARSON-NEWMAN
1932	W, 13-0	Chattanooga
1938	W, 26-3	UNIVERSITY OF THE SOUTH
1949	W, 10-0	MISSISSIPPI STATE
1955	L, 7-13	MISSISSIPPI STATE
1960	W, 10-3	Auburn (N) @ Birmingham, Ala.
1966	W, 28-0	Auburn (N) @ Birmingham, Ala.
1977	L, 12-14	AUBURN
1983	L, 14-37	No. 11 AUBURN
1988	L, 6-38	No. 4 Auburn
1994	L, 21-24	Mississippi State

SEPTEMBER 25 (9-4-1)

1915	W, 101-0	CARSON-NEWMAN
1920	W, 45-0	EMORY & HENRY
1926	W, 13-0	CARSON-NEWMAN
1937	W, 32-0	WAKE FOREST
1948	L, 6-21	MISSISSIPPI STATE
1954	W, 19-7	Mississippi State (N) @ Memphis, Tenn.
1965	T, 13-13	AUBURN
1971	L, 9-10	No. 5 AUBURN
1976	L, 28-38	Auburn (N) @ Birmingham, Ala.
1982	L, 14-24	Auburn
1993	W, 42-20	LOUISIANA STATE
1999	W, 17-16	MEMPHIS
2004	W, 42-17	LOUISIANA TECH
2010	W, 32-29	ALABAMA-BIRMINGHAM (2 OT)

SEPTEMBER 26 (9-3-2)

1914	W, 89-0	CARSON-NEWMAN
1931	W, 33-0	MARYVILLE
1936	W, 13-0	Chattanooga
1942	T, 0-0	South Carolina
1953	L, 0-26	MISSISSIPPI STATE
1959	W, 3-0	No. 3 AUBURN
1964	L, 0-3	No. 8 Auburn (N) @ Birmingham, Ala.
1970	L, 23-36	Auburn (N) @ Birmingham, Ala.
1981	W, 10-7	AUBURN
1987	T, 20-20	No. 3 AUBURN
1992	W, 40-0	CINCINNATI
1998	W, 42-7	HOUSTON
2005	W, 30-27	No. 4 Louisiana State (OT)
2009	W, 34-23	OHIO

SEPTEMBER 27 (8-4)

1913	W, 58-0	CARSON-NEWMAN
1919	W, 29-6	TUSCULUM
1930	W, 54-0	MARYVILLE
1947	L, 0-27	Georgia Tech
1952	W, 14-7	Mississippi State (N) @ Memphis, Tenn.
1958	L, 0-13	No. 3 Auburn (N) @ Birmingham, Ala.
1969	W, 45-19	AUBURN
1975	W, 21-17	AUBURN
1980	W, 42-0	Auburn
1986	L, 8-34	No. 8 Auburn
2003	W, 23-20	SOUTH CAROLINA (OT)
2008	L, 12-14	No. 15 Auburn
2014	L, 32-35	No. 12 Georgia

SEPTEMBER 28 (9-3)

1929	W, 40-6	CENTRE
1935	W, 20-0	SOUTHWESTERN
1940	W, 49-0	MERCER
1946	W, 13-9	GEORGIA TECH
1957	L, 0-7	AUBURN
1963	L, 19-23	AUBURN
1968	W, 24-17	MEMPHIS STATE
1974	L, 0-21	Auburn
1985	W, 38-20	No. 1 AUBURN
1991	W, 30-21	No. 13 AUBURN
2002	W, 35-14	RUTGERS
2013	W, 31-24	SOUTH ALABAMA

SEPTEMBER 29 (9-4-1)

1923	L, 0-41	Army
1928	W, 41-0	MARYVILLE
1934	W, 32-0	CENTRE
1939	W, 13-0	NC State
1945	W, 7-6	WAKE FOREST
1951	W, 14-0	MISSISSIPPI STATE
1956	W, 35-7	Auburn (N) @ Birmingham, Ala.
1962	L, 21-22	Auburn (N) @ Birmingham, Ala.
1973	W, 21-0	No. 11 AUBURN
1979	W, 35-17	AUBURN
1984	L, 10-29	No. 20 Auburn
1990	T, 26-26	No. 3 Auburn
2001	W, 26-18	No. 14 LOUISIANA STATE
2012	L, 44-51	No. 5 Georgia

SEPTEMBER 30 (9-5)

1905	W, 16-6	TENN. SCHOOL FOR DEAF
1916	W, 33-0	TUSCULUM
1922	W, 32-7	CARSON-NEWMAN
1933	W, 27-0	VIRGINIA TECH
1944	W, 26-13	KENTUCKY
1950	L, 0-7	Mississippi State
1961	L, 21-24	AUBURN
1967	W, 27-13	AUBURN
1972	L, 6-10	Auburn (N) @ Birmingham, Ala.
1978	L, 10-29	Auburn (N) @ Birmingham, Ala.
1989	W, 21-14	No. 4 AUBURN
1995	W, 31-0	OKLAHOMA STATE
2000	L, 31-38	Louisiana State (OT)
2006	W, 41-7	Memphis

OCTOBER (295-144-21, .664)

OCTOBER 1 (11-4-1)

1904	W, 17-0	MARYVILLE
1910	L, 2-17	CENTRE
1921	W, 7-0	Maryville
1927	W, 26-0	North Carolina
1932	W, 33-0	MISSISSIPPI
1938	W, 20-7	CLEMSON
1949	L, 7-21	DUKE
1955	L, 0-21	No. 16 DUKE
1960	T, 0-0	Mississippi State (N) @ Memphis, Tenn.
1966	W, 23-3	RICE
1977	W, 41-10	OREGON STATE
1983	W, 45-6	The Citadel (N) @ Memphis, Tenn.
1988	L, 24-52	WASHINGTON STATE

RECORDS

1994	W, 10-9	No. 17 WASHINGTON STATE
2005	W, 27-10	MISSISSIPPI
2011	W, 41-10	BUFFALO

OCTOBER 2 (9-3-2)

1909	T, 0-0	CENTRE
1915	W, 21-0	TUSCULUM
1920	W, 47-0	MARYVILLE
1926	W, 34-0	NORTH CAROLINA
1937	W, 27-0	VIRGINIA TECH
1948	T, 7-7	Duke
1954	L, 6-7	No. 7 Duke
1971	W, 20-13	Florida
1976	W, 21-19	CLEMSON
1982	W, 10-3	WASHINGTON STATE
1993	W, 52-19	DUKE
1999	W, 24-0	AUBURN
2004	L, 10-34	No. 8 AUBURN
2010	L, 14-16	No. 12 Louisiana State

OCTOBER 3 (14-3)

1903	W, 17-0	MARYVILLE
1908	W, 12-0	NORTH CAROLINA
1914	W, 55-3	KING
1919	W, 32-2	MARYVILLE
1925	W, 51-0	EMORY & HENRY
1931	W, 44-0	CLEMSON
1936	L, 6-14	North Carolina
1942	W, 40-14	FORDHAM
1953	L, 7-21	DUKE
1959	W, 22-6	MISSISSIPPI STATE
1964	W, 14-13	Mississippi State (N) @ Memphis, Tenn.
1970	W, 48-3	ARMY
1987	W, 38-12	CALIFORNIA
1992	W, 20-0	Louisiana State
1996	W, 41-3	Mississippi (N) @ Memphis, Tenn.
1998	W, 17-9	Auburn
2009	L, 22-26	AUBURN

OCTOBER 4 (9-4)

1913	W, 95-0	ATHENS
1924	W, 27-0	EMORY & HENRY
1930	W, 18-0	CENTRE
1941	L, 0-19	Duke
1947	L, 7-19	DUKE
1952	L, 0-7	No. 10 Duke
1958	W, 13-8	No. 11 Mississippi State (N) @ Memphis, Tenn.
1969	W, 55-16	Memphis State
1986	W, 26-16	TEXAS EL PASO
1997	W, 31-17	MISSISSIPPI
2003	L, 21-28	Auburn
2008	W, 13-9	NORTHERN ILLINOIS
2014	L, 9-10	FLORIDA

OCTOBER 5 (11-3)

1907	W, 30-0	TENNESSEE MILITARY INSTITUTE
1912	W, 101-0	KING
1929	W, 20-0	Chattanooga
1934	W, 19-7	North Carolina
1935	L, 13-38	NORTH CAROLINA
1940	W, 13-0	DUKE
1946	W, 12-7	Duke
1957	W, 14-9	MISSISSIPPI STATE
1963	L, 0-7	MISSISSIPPI STATE
1968	W, 52-0	Rice
1974	W, 17-10	TULSA
1985	W, 31-29	WAKE FOREST
2002	W, 41-38	ARKANSAS (6 OT)
2013	L, 31-34	No. 6 GEORGIA (OT)

OCTOBER 6 (7-3-1)

1906	W, 10-0	AMERICAN UNIVERSITY
1923	T, 14-14	MARYVILLE
1928	W, 41-7	CENTRE
1945	W, 48-13	WILLIAM & MARY
1951	W, 26-0	No. 16 DUKE
1956	W, 33-20	Duke
1962	L, 6-7	Mississippi State (N)

		@ Memphis, Tenn.
1973	W, 28-27	Kansas (N) @ Memphis, Tenn.
1979	L, 9-28	Mississippi State (N) @ Memphis, Tenn.
2001	L, 24-26	GEORGIA
2007	W, 35-14	No. 12 GEORGIA

OCTOBER 7 (14-1)

1905	W, 104-0	AMERICAN UNIVERSITY
1911	W, 27-0	MOONEY SCHOOL
1916	W, 32-6	MARYVILLE
1922	W, 21-0	MARYVILLE
1933	W, 20-0	MISSISSIPPI STATE
1939	W, 40-0	UNIVERSITY OF THE SOUTH
1944	W, 20-7	Mississippi (N) @ Memphis, Tenn.
1950	W, 28-7	No. 14 Duke
1961	W, 17-3	MISSISSIPPI STATE
1972	W, 38-7	Memphis State
1978	W, 31-13	ARMY
1989	W, 17-14	GEORGIA
1995	W, 49-31	Arkansas
2000	L, 10-21	No. 19 Georgia
2006	W, 51-33	No. 10 Georgia

OCTOBER 8 (10-4)

1910	W, 7-0	MOONEY SCHOOL
1921	W, 21-0	CHATTANOOGA
1927	W, 7-0	MARYVILLE
1932	W, 20-7	NORTH CAROLINA
1938	W, 7-0	AUBURN
1949	W, 39-7	CHATTANOOGA
1955	W, 13-0	CHATTANOOGA
1960	W, 62-7	TAMPA
1966	L, 3-6	No. 9 Georgia Tech
1977	L, 8-24	GEORGIA TECH
1983	W, 20-6	LOUISIANA STATE
1994	W, 38-21	ARKANSAS
2005	L, 14-27	No. 5 GEORGIA
2011	L, 12-20	GEORGIA

OCTOBER 9 (9-4-2)

1909	L, 0-3	NORTH CAROLINA
1915	L, 0-3	CLEMSON
1920	L, 0-20	VANDERBILT
1926	W, 14-7	Louisiana State
1937	T, 0-0	Duke
1948	W, 26-0	CHATTANOOGA
1954	W, 20-14	CHATTANOOGA
1965	W, 24-3	SOUTH CAROLINA
1971	W, 10-6	GEORGIA TECH
1976	W, 42-7	Georgia Tech
1982	T, 24-24	No. 18 Louisiana State
1993	W, 28-14	Arkansas (N) @ Little Rock, Ark.
1999	W, 37-20	No. 10 GEORGIA
2004	W, 19-14	No. 3 Georgia
2010	L, 14-41	Georgia

OCTOBER 10 (13-3)

1900	W, 22-0	KING
1903	W, 38-0	CARSON-NEWMAN
1908	W, 39-5	MARYVILLE
1914	W, 27-0	CLEMSON
1925	W, 13-0	MARYVILLE
1931	W, 38-0	MISSISSIPPI
1936	L, 0-6	AUBURN
1942	W, 34-6	DAYTON
1953	W, 40-7	CHATTANOOGA
1959	L, 7-14	No. 3 GEORGIA TECH
1964	W, 16-14	BOSTON COLLEGE
1970	W, 17-6	No. 13 Georgia Tech
1981	W, 10-7	GEORGIA TECH
1992	L, 24-25	ARKANSAS
1998	W, 22-3	No. 7 Georgia
2009	W, 45-19	GEORGIA

OCTOBER 11 (13-4-1)

1899	W, 11-5	KING
1902	W, 12-0	KING
1913	W, 75-0	MARYVILLE
1919	T, 3-3	Vanderbilt



1924	W, 28-10	MARYVILLE
1930	W, 27-0	MISSISSIPPI
1941	W, 26-0	DAYTON
1947	W, 26-7	CHATTANOOGA
1952	W, 26-6	CHATTANOOGA
1958	L, 7-21	Georgia Tech
1969	W, 26-8	GEORGIA TECH
1975	W, 24-10	LOUISIANA STATE
1980	W, 23-10	Georgia Tech
1986	L, 21-25	ARMY
1997	W, 38-13	No. 13 GEORGIA
2003	L, 14-41	No. 8 GEORGIA
2008	L, 14-26	No. 10 Georgia
2014	W, 45-10	CHATTANOOGA

OCTOBER 12 (10-5)

1901	W, 8-0	KING
1907	W, 15-0	Georgia
1912	W, 38-0	MARYVILLE
1929	W, 52-7	MISSISSIPPI
1935	W, 13-6	Auburn (N) @ Birmingham, Ala.
1940	W, 53-0	CHATTANOOGA
1946	W, 47-7	CHATTANOOGA
1957	W, 28-13	CHATTANOOGA
1963	L, 7-23	GEORGIA TECH
1968	W, 24-7	Georgia Tech
1974	L, 10-20	Louisiana State
1985	L, 10-17	No. 7 Florida
1991	L, 18-35	No. 10 Florida
1996	W, 29-17	Georgia
2002	L, 13-18	No. 6 Georgia

OCTOBER 13 (10-4)

1906	L, 0-11	MARYVILLE
1923	W, 13-6	GEORGETOWN
1928	W, 13-12	MISSISSIPPI
1934	W, 27-0	MISSISSIPPI
1945	W, 30-0	CHATTANOOGA
1951	W, 42-13	CHATTANOOGA
1956	W, 42-20	CHATTANOOGA
1962	L, 0-17	Georgia Tech
1973	W, 20-14	GEORGIA TECH
1979	W, 31-0	GEORGIA TECH
1984	L, 30-43	No. 18 FLORIDA
1990	W, 45-3	No. 9 FLORIDA
2007	W, 33-21	Mississippi State
2012	L, 31-41	No. 19 Mississippi State

OCTOBER 14 (8-2-1)

1905	T, 5-5	Clemson
1911	L, 0-24	Georgia Tech
1916	W, 14-0	Clemson
1922	W, 15-0	Camp Benning
1933	L, 2-10	Duke
1939	W, 28-0	Chattanooga
1944	W, 40-0	FLORIDA
1950	W, 41-0	CHATTANOOGA
1961	W, 52-6	TULSA
1967	W, 24-13	GEORGIA TECH
1995	W, 41-14	No. 12 Alabama (N) @ Birmingham, Ala.

OCTOBER 15 (9-7-2)

1892	W, 25-0	Maryville
1897	W, 28-0	KING
1904	T, 0-0	NASHVILLE
1910	L, 0-18	Vanderbilt
1921	L, 3-14	Dartmouth
1926	W, 6-0	MARYVILLE
1927	W, 21-7	MISSISSIPPI
1932	W, 7-3	Alabama (N) @ Birmingham, Ala.
1938	W, 13-0	Alabama (N) @ Birmingham, Ala.
1949	T, 7-7	Alabama (N) @ Birmingham, Ala.
1955	W, 20-0	Alabama (N) @ Birmingham, Ala.
1960	W, 20-7	No. 15 ALABAMA
1966	L, 10-11	No. 3 ALABAMA
1977	L, 10-24	No. 4 Alabama (N) @ Birmingham, Ala.
1983	W, 41-34	No. 11 Alabama (N) @ Birmingham, Ala.
1988	L, 20-28	No. 20 ALABAMA

1994	L, 13-17	No. 10 ALABAMA
2011	L, 7-38	No. 1 LOUISIANA STATE

OCTOBER 16 (6-4-1)

1909	L, 0-17	Kentucky State
1915	W, 80-0	CENTRE
1920	W, 35-0	Chattanooga
1948	W, 21-6	ALABAMA
1954	L, 0-27	ALABAMA
1965	T, 7-7	Alabama (N) @ Birmingham, Ala.
1971	L, 15-32	No. 4 Alabama (N) @ Birmingham, Ala.
1976	L, 13-20	No. 20 ALABAMA
1982	W, 35-28	No. 2 ALABAMA
1993	W, 17-17	No. 2Alabama (N) @ Birmingham, Ala (Tie awarded to UT from NCAA).
2004	W, 21-17	Mississippi

OCTOBER 17 (4-7-3)

1903	L, 0-40	Vanderbilt
1908	W, 7-0	KENTUCKY STATE
1914	W, 66-0	Louisville
1925	L, 7-34	Vanderbilt
1931	W, 25-0	ALABAMA
1936	T, 0-0	Alabama (N) @ Birmingham, Ala.
1942	L, 0-8	No. 4 Alabama (N) @ Birmingham, Ala.
1953	T, 0-0	Alabama (N) @ Birmingham, Ala.
1959	T, 7-7	Alabama (N) @ Birmingham, Ala.
1964	L, 8-19	No. 3 ALABAMA
1970	W, 24-0	ALABAMA
1981	L, 19-38	No. 15 Alabama (N) @ Birmingham, Ala.
1987	L, 22-41	Alabama (N) @ Birmingham, Ala.
1992	L, 10-17	No. 4 ALABAMA

OCTOBER 18 (6-9)

1913	L, 6-17	University of the South (N) @ Chattanooga, Tenn.
1919	L, 0-6	MISSISSIPPI A&M
1924	W, 13-0	CARSON-NEWMAN
1930	L, 6-18	Alabama
1941	L, 2-9	ALABAMA
1947	L, 0-10	Alabama (N) @ Birmingham, Ala.
1952	W, 20-0	No. 18 ALABAMA
1958	W, 14-7	ALABAMA
1969	W, 41-14	No. 20Alabama (N) @ Birmingham, Ala.
1975	L, 7-30	No. 6 Alabama (N) @ Birmingham, Ala.
1980	L, 0-27	No. 1 ALABAMA
1986	L, 28-56	No. 2 ALABAMA
1997	W, 38-21	Alabama (N) @ Birmingham, Ala.
2008	W, 34-3	MISSISSIPPI STATE
2014	L, 3-34	No. 3 Ole Miss

OCTOBER 19 (8-6-1)

1901	T, 6-6	CLEMSON
1907	L, 4-6	Georgia Tech
1912	W, 62-0	Tennessee Medical School
1929	W, 6-0	ALABAMA
1935	L, 0-25	ALABAMA
1937	L, 7-14	ALABAMA
1940	W, 27-12	Alabama (N) @ Birmingham, Ala.
1946	W, 12-0	No. 7 ALABAMA
1957	W, 14-0	Alabama (N) @ Birmingham, Ala.
1963	L, 0-35	No. 9 Alabama (N) @ Birmingham, Ala.
1968	W, 10-9	ALABAMA
1974	L, 6-28	No. 4 ALABAMA
1985	W, 16-14	No. 15 Alabama (N) @ Birmingham, Ala.
1991	L, 19-24	No. 14 Alabama (N) @ Birmingham, Ala.
2013	W, 23-21	No. 11 SOUTH CAROLINA

OCTOBER 20 (5-10)

1906	L, 0-6	CENTRE
1923	L, 0-17	GEORGIA
1928	W, 15-13	Alabama
1934	L, 6-13	Alabama (N) @ Birmingham, Ala.

RECORDS

1945	L, 7-25	No. 6 Alabama (N) @ Birmingham, Ala.
1951	W, 27-13	Alabama (N) @ Birmingham, Ala.
1956	W, 24-0	ALABAMA
1962	L, 7-27	No. 2 ALABAMA
1973	L, 21-42	No. 2 Alabama (N) @ Birmingham, Ala.
1979	L, 17-27	No. 1 Alabama (N) @ Birmingham, Ala.
1984	W, 28-27	ALABAMA
1990	L, 6-9	ALABAMA
2001	W, 35-24	Alabama
2007	L, 17-41	Alabama
2012	L, 13-44	No. 1 ALABAMA

OCTOBER 21 (9-10-1)

1892	L, 4-22	Vanderbilt
1893	L, 0-56	KENTUCKY A&M
1899	L, 0-5	VIRGINIA TECH
1902	W, 34-0	MARYVILLE
1905	L, 0-45	VANDERBILT
1907	W, 4-0	Clemson
1911	W, 22-5	MARYVILLE
1916	W, 26-0	SOUTH CAROLINA
1922	L, 3-7	Georgia
1933	L, 6-12	ALABAMA
1939	W, 21-0	No. 8 ALABAMA
1944	T, 0-0	ALABAMA
1950	W, 14-9	ALABAMA
1961	L, 3-34	No. 5 Alabama (N) @ Birmingham, Ala.
1967	W, 24-13	No. 6 Alabama (N) @ Birmingham, Ala.
1972	L, 10-17	No. 3 ALABAMA
1978	L, 17-30	No. 4 ALABAMA
1989	L, 30-47	No. 10 Alabama (N) @ Birmingham, Ala.
2000	W, 20-10	ALABAMA
2006	W, 16-13	ALABAMA

OCTOBER 22 (11-5-1)

1896	W, 10-6	WILLIAMSBURG
1900	T, 0-0	Vanderbilt
1904	L, 0-2	Georgia Tech
1910	L, 5-35	Georgia
1921	W, 9-0	FLORIDA
1927	W, 57-0	TRANSYLVANIA
1932	W, 60-0	MARYVILLE
1938	W, 44-0	THE CITADEL
1949	W, 36-6	TENNESSEE TECH
1955	W, 53-7	DAYTON
1960	W, 35-0	CHATTANOOGA
1966	W, 29-17	SOUTH CAROLINA
1977	L, 17-27	No. 19 Florida
1983	W, 37-3	GEORGIA TECH
1988	W, 38-25	Memphis State
2005	L, 3-6	No. 5 Alabama (Loss later vacated by Alabama)
2011	L, 6-37	No. 2 Alabama

OCTOBER 23 (11-4)

1897	W, 6-0	WILLIAMSBURG
1909	L, 0-3	GEORGIA
1915	W, 101-0	CUMBERLAND
1920	W, 26-0	CLEMSON
1926	W, 30-7	CENTRE
1937	W, 32-0	UNIVERSITY OF THE SOUTH
1948	W, 41-0	TENNESSEE TECH
1954	W, 14-7	DAYTON
1965	W, 17-8	HOUSTON
1971	W, 10-7	Mississippi State (N) @ Memphis, Tenn.
1976	L, 18-20	No. 11 FLORIDA
1982	L, 21-31	Georgia Tech
1999	W, 21-7	No. 10 Alabama
2004	W, 17-13	ALABAMA
2010	L, 10-41	No. 7 ALABAMA

OCTOBER 24 (12-3-2)

1892	L, 0-54	University of the South
------	---------	-------------------------

1896	W, 4-0	Chattanooga Athletic Club
1908	W, 10-0	GEORGIA
1914	W, 17-7	ALABAMA
1924	L, 2-7	Mississippi A&M (N) @ Memphis, Tenn.
1925	T, 0-0	LOUISIANA STATE
1931	W, 7-0	North Carolina
1936	W, 15-13	No. 2 DUKE
1942	W, 52-7	FURMAN
1953	W, 59-6	LOUISVILLE
1959	W, 23-0	CHATTANOOGA
1964	T, 3-3	No. 7 Louisiana State
1970	W, 38-7	FLORIDA
1981	W, 28-9	Memphis State
1987	W, 29-15	GEORGIA TECH
1998	W, 35-18	ALABAMA
2009	L, 10-12	No. 1 Alabama

OCTOBER 25 (5-8-1)

1902	L, 5-12	VANDERBILT
1906	T, 5-5	American University
1919	L, 0-14	Clemson
1930	W, 9-7	NORTH CAROLINA
1941	W, 21-6	CINCINNATI
1947	W, 49-0	TENNESSEE TECH
1952	W, 50-0	WOFFORD
1958	L, 0-10	FLORIDA STATE
1975	L, 14-21	NORTH TEXAS STATE
1980	L, 6-30	No. 12 PITTSBURGH
1986	L, 13-14	Georgia Tech
2003	W, 51-43	Alabama (5 OT)
2008	L, 9-29	No. 2 ALABAMA
2014	L, 20-34	No. 4 ALABAMA

OCTOBER 26 (9-5-1)

1901	L, 5-16	Nashville
1907	W, 34-0	MARYVILLE
1912	L, 6-33	University of the South (N) @ Chattanooga, Tenn.
1913	W, 9-0	DAVIDSON
1929	W, 30-0	Washington & Lee
1935	W, 25-14	CENTRE
1940	W, 14-0	FLORIDA
1946	L, 6-19	WAKE FOREST
1957	W, 16-0	Maryland
1963	W, 49-7	CHATTANOOGA
1974	W, 29-28	CLEMSON
1985	T, 6-6	GEORGIA TECH
1996	W, 20-13	No. 12 ALABAMA
2002	L, 14-34	No. 19 ALABAMA
2013	L, 10-45	No. 1 Alabama

OCTOBER 27 (11-1)

1923	W, 7-3	Mississippi A&M (N) @ Memphis, Tenn.
1928	W, 26-7	WASHINGTON & LEE
1934	W, 14-6	DUKE
1945	W, 33-2	VILLANOVA
1951	W, 68-0	TENNESSEE TECH
1956	W, 34-7	MARYLAND
1962	W, 48-14	CHATTANOOGA
1973	W, 39-7	TEXAS CHRISTIAN
1984	W, 24-21	Georgia Tech
2001	W, 17-10	No. 12 SOUTH CAROLINA
2007	W, 27-24	No. 15 SOUTH CAROLINA (OT)
2012	L, 35-38	No. 17 South Carolina

OCTOBER 28 (13-4)

1899	L, 0-51	University of the South
1905	L, 6-11	University of the South
1911	L, 0-16	NC State
1916	W, 24-0	Florida (N) @ Tampa, Fla.
1922	W, 49-0	MISSISSIPPI
1933	W, 13-6	FLORIDA
1939	W, 17-0	MERCER
1944	W, 26-7	CLEMSON
1950	W, 27-20	WASHINGTON & LEE
1961	W, 20-7	CHATTANOOGA
1967	W, 17-14	LOUISIANA STATE
1972	W, 34-2	HAWAII



1978	L, 21-34	Mississippi State (N) @ Memphis, Tenn.
1989	W, 45-39	Louisiana State
1995	W, 56-21	SOUTH CAROLINA
2000	W, 17-14	No. 17 South Carolina
2006	W, 31-24	South Carolina

OCTOBER 29 (10-5)

1903	L, 0-24	South Carolina
1904	L, 0-12	UNIVERSITY OF THE SOUTH
1910	W, 17-0	Howard (N) @ Birmingham, Ala.
1921	L, 0-14	Vanderbilt
1927	W, 42-0	VIRGINIA
1932	W, 16-13	DUKE
1938	W, 14-6	LOUISIANA STATE
1949	W, 35-6	No. 13 North Carolina
1955	W, 48-7	North Carolina
1960	W, 27-14	NORTH CAROLINA
1966	W, 38-7	Army (N) @ Memphis, Tenn.
1983	W, 7-0	Rutgers
1994	W, 31-22	South Carolina
2005	L, 15-16	SOUTH CAROLINA
2011	L, 3-14	No. 14 SOUTH CAROLINA

OCTOBER 30 (7-5)

1909	L, 0-29	GEORGIA TECH
1915	L, 0-35	Vanderbilt
1920	L, 7-13	Mississippi A&M
1926	W, 33-0	Mississippi A&M
1937	W, 32-0	GEORGIA
1948	L, 7-14	No. 3 NORTH CAROLINA
1954	W, 26-20	NORTH CAROLINA
1971	W, 38-3	TULSA
1993	W, 55-3	SOUTH CAROLINA
1999	W, 30-7	SOUTH CAROLINA
2004	W, 43-29	South Carolina
2010	L, 24-38	No. 17 South Carolina

OCTOBER 31 (12-3)

1903	W, 10-0	Nashville
1908	W, 6-5	Georgia Tech
1910	L, 0-48	Mississippi A&M
1914	W, 67-0	CHATTANOOGA
1925	W, 12-7	GEORGIA
1931	W, 25-2	DUKE
1936	W, 46-0	Georgia
1942	W, 26-0	No. 19 LOUISIANA STATE
1953	W, 20-6	North Carolina
1959	W, 29-7	North Carolina
1970	W, 41-7	Wake Forest (N) @ Memphis, Tenn.
1987	L, 18-20	Boston College
1992	L, 23-24	South Carolina
1998	W, 49-14	South Carolina
2009	W, 31-13	No. 21 SOUTH CAROLINA

NOVEMBER (314-125-21, .705)

NOVEMBER 1 (10-6-1)

1900	L, 5-22	NORTH CAROLINA
1902	W, 6-0	UNIVERSITY OF THE SOUTH
1913	W, 21-0	CHATTANOOGA
1919	T, 0-0	NORTH CAROLINA
1924	L, 0-33	Georgia
1930	W, 27-0	CLEMSON
1941	W, 13-6	Louisiana State
1947	L, 6-20	North Carolina
1952	W, 41-14	NORTH CAROLINA
1958	L, 7-21	No. 17 NORTH CAROLINA
1969	W, 17-3	No. 11 Georgia
1975	W, 28-7	COLORADO STATE
1980	L, 13-16	VIRGINIA
1997	W, 22-7	SOUTH CAROLINA
2003	W, 23-6	DUKE
2008	L, 6-27	South Carolina
2014	W, 45-42	South Carolina (OT)

NOVEMBER 2 (11-4)

1892	L, 0-10	UNIVERSITY OF THE SOUTH
1901	L, 0-6	KENTUCKY UNIVERSITY

1907	W, 57-0	CHATTANOOGA
1912	W, 67-0	CENTRE
1929	W, 27-0	AUBURN
1935	L, 6-19	Duke
1940	W, 28-0	LOUISIANA STATE
1946	W, 20-14	No. 9 NORTH CAROLINA
1957	W, 35-0	North Carolina
1968	W, 42-18	UCLA
1985	W, 40-0	RUTGERS
1991	W, 52-24	MEMPHIS STATE
1996	W, 31-14	South Carolina
2002	W, 18-10	South Carolina
2013	L, 3-31	No. 10 Missouri

NOVEMBER 3 (10-5)

1893	L, 0-64	Wake Forest
1906	L, 0-17	UNIVERSITY OF THE SOUTH
1923	W, 13-2	TULANE
1928	W, 57-0	CARSON-NEWMAN
1934	L, 12-13	Fordham
1945	W, 20-6	NORTH CAROLINA
1951	W, 27-0	North Carolina
1956	W, 20-0	NORTH CAROLINA
1962	W, 23-0	WAKE FOREST
1973	L, 31-35	GEORGIA
1979	L, 7-13	RUTGERS
1990	W, 41-20	TEMPLE
2001	W, 28-18	Notre Dame
2007	W, 59-7	LOUISIANA-LAFAYETTE
2012	W, 55-48	TROY

NOVEMBER 4 (11-5-1)

1893	L, 0-70	Duke
1899	W, 12-0	KENTUCKY A&M
1905	L, 0-45	Georgia Tech
1911	T, 0-0	CENTRE
1916	W, 12-7	Chattanooga
1922	L, 6-14	Vanderbilt
1933	W, 13-0	George Washington
1939	W, 20-0	No. 18 Louisiana State
1944	W, 13-0	Louisiana State
1950	W, 16-0	NORTH CAROLINA
1961	L, 21-22	North Carolina
1967	W, 38-0	Tampa
1972	W, 14-0	Georgia
1978	W, 34-0	DUKE
1995	W, 42-0	SOUTHERN MISSISSIPPI
2000	W, 19-17	Memphis
2006	L, 24-28	No. 13 LOUISIANA STATE

NOVEMBER 5 (8-5-1)

1904	L, 0-22	Vanderbilt
1910	L, 0-10	KENTUCKY STATE
1921	W, 14-7	Mississippi A&M (N) @ Memphis, Tenn.
1927	W, 32-12	UNIVERSITY OF THE SOUTH
1932	W, 31-0	MISSISSIPPI A&M
1938	W, 45-0	CHATTANOOGA
1949	L, 13-30	GEORGIA TECH
1955	T, 7-7	No. 8 GEORGIA TECH
1960	L, 7-14	Georgia Tech
1966	W, 28-10	CHATTANOOGA
1977	W, 27-14	MEMPHIS STATE
1988	W, 10-7	BOSTON COLLEGE
2005	L, 21-41	No. 8 Notre Dame
2011	W, 24-0	MIDDLE TENNESSEE STATE

NOVEMBER 6 (10-4)

1909	L, 0-51	Vanderbilt
1920	W, 49-0	TRANSYLVANIA
1926	W, 12-0	UNIVERSITY OF THE SOUTH
1937	L, 7-20	Auburn (N) @ Birmingham, Ala.
1948	W, 13-6	No. 6 Georgia Tech
1954	L, 7-28	Georgia Tech
1965	W, 21-7	No. 7 GEORGIA TECH
1971	W, 35-6	SOUTH CAROLINA
1976	W, 21-14	Memphis State
1982	W, 29-3	MEMPHIS STATE
1993	W, 45-10	No. 13 LOUISVILLE
1999	W, 38-14	No. 24 NOTRE DAME

RECORDS

2004	L, 13-17	NOTRE DAME
2010	W, 50-14	Memphis

NOVEMBER 7 (14-3)

1893	L, 0-60	North Carolina
1902	W, 10-0	Nashville
1903	L, 0-5	GEORGIA
1908	L, 9-16	Vanderbilt
1914	W, 16-14	Vanderbilt
1925	W, 12-0	Centre
1931	W, 31-0	CARSON-NEWMAN
1936	W, 34-0	MARYVILLE
1942	W, 34-12	CINCINNATI
1953	W, 32-14	LOUISIANA STATE
1959	W, 14-13	No. 1 LOUISIANA STATE
1964	W, 22-14	No. 7 Georgia Tech
1970	W, 20-18	South Carolina
1981	W, 24-21	WICHITA STATE
1987	W, 41-10	LOUISVILLE
1998	W, 37-13	ALABAMA-BIRMINGHAM
2009	W, 56-28	MEMPHIS

NOVEMBER 8 (8-6-1)

1897	L, 0-16	NORTH CAROLINA
1913	L, 6-7	Vanderbilt
1919	T, 6-6	South Carolina
1924	L, 0-32	CENTRE
1930	W, 34-0	CARSON-NEWMAN
1941	W, 28-6	HOWARD
1947	L, 13-43	Mississippi (N) @ Memphis, Tenn.
1952	W, 22-3	Louisiana State
1958	L, 6-14	CHATTANOOGA
1969	W, 29-14	SOUTH CAROLINA
1975	W, 40-7	UTAH
1986	W, 33-3	MEMPHIS STATE
1997	W, 44-20	No. 24 SOUTHERN MISSISSIPPI
2003	W, 10-6	No. 6 Miami (Fla.)
2008	L, 7-13	WYOMING

NOVEMBER 9 (9-6-1)

1901	L, 0-22	Vanderbilt
1907	T, 0-0	KENTUCKY A&M
1912	L, 14-27	Mercer
1929	W, 73-0	CARSON-NEWMAN
1935	W, 14-13	Mississippi (N) @ Memphis, Tenn.
1940	W, 41-0	Southwestern (N) @ Memphis, Tenn.
1946	W, 18-14	Mississippi (N) @ Memphis, Tenn.
1957	W, 21-6	No. 18 GEORGIA TECH
1963	W, 26-0	Tulane
1968	L, 14-28	Auburn (N) @ Birmingham, Ala.
1974	W, 34-6	MEMPHIS STATE
1985	W, 17-7	Memphis State
1991	W, 35-34	No. 5 Notre Dame
1996	L, 17-21	Memphis
2002	L, 3-26	No. 2 MIAMI (Fla.)
2013	L, 23-55	No. 7 AUBURN

NOVEMBER 10 (10-5)

1900	L, 0-23	Auburn (N) @ Birmingham, Ala.
1906	L, 0-21	Kentucky A&M
1923	L, 7-51	Vanderbilt
1928	W, 37-0	UNIVERSITY OF THE SOUTH
1934	W, 14-0	MISSISSIPPI STATE
1945	W, 34-0	Mississippi (N) @ Memphis, Tenn.
1951	W, 60-14	WASHINGTON & LEE
1956	W, 6-0	No. 2 Georgia Tech
1962	W, 28-16	TULANE
1979	W, 40-18	No. 13 NOTRE DAME
1984	W, 41-9	MEMPHIS STATE
1990	L, 29-34	No. 1 NOTRE DAME
2001	W, 49-28	MEMPHIS
2007	W, 34-13	ARKANSAS
2012	L, 51-48	MISSOURI (4 OT)

NOVEMBER 11 (10-3)

1899	W, 5-0	GEORGIA
1911	L, 11-36	Virginia Tech
1916	W, 10-6	VANDERBILT
1922	W, 31-3	Mississippi A&M (N) @ Memphis, Tenn.

1933	W, 35-6	MISSISSIPPI
1939	W, 34-0	THE CITADEL
1950	W, 48-14	TENNESSEE TECH
1961	W, 10-6	GEORGIA TECH
1967	W, 35-14	TULANE
1978	L, 14-31	No. 14 Notre Dame
1989	W, 52-9	AKRON
2000	W, 63-20	ARKANSAS
2006	L, 14-31	No. 11 Arkansas

NOVEMBER 12 (9-6-2)

1892	W, 16-6	Chattanooga Athletic Club
1904	L, 0-6	CLEMSON
1910	W, 13-0	MARYVILLE
1921	W, 21-0	UNIVERSITY OF THE SOUTH
1927	T, 7-7	VANDERBILT
1932	T, 0-0	Vanderbilt
1938	W, 14-0	Vanderbilt
1949	W, 35-7	Mississippi (N) @ Memphis, Tenn.
1955	W, 20-0	Florida
1960	L, 3-24	No. 4 MISSISSIPPI
1966	L, 7-14	MISSISSIPPI
1977	L, 14-43	Mississippi (N) @ Memphis, Tenn.
1983	L, 10-13	MISSISSIPPI
1988	W, 20-12	Mississippi
1994	W, 24-13	MEMPHIS
2005	W, 20-16	MEMPHIS
2011	L, 7-49	No. 8 Arkansas

NOVEMBER 13 (4-8)

1909	L, 0-10	ALABAMA
1915	L, 0-14	MISSISSIPPI A&M
1920	W, 20-0	University of the South (N) @ Chattanooga, Tenn.
1926	L, 3-20	Vanderbilt
1937	L, 7-13	VANDERBILT
1948	L, 13-16	Mississippi (N) @ Memphis, Tenn.
1954	L, 0-14	FLORIDA
1965	L, 13-14	Mississippi (N) @ Memphis, Tenn.
1976	W, 32-6	MISSISSIPPI
1982	W, 30-17	Mississippi (N) @ Jackson, Miss.
1999	L, 24-28	Arkansas
2010	W, 52-14	MISSISSIPPI

NOVEMBER 14 (12-5)

1896	W, 6-4	VIRGINIA TECH
1903	L, 0-17	UNIVERSITY OF THE SOUTH
1908	W, 6-5	CLEMSON
1913	L, 0-6	Alabama
1914	W, 14-7	University of the South (N) @ Chattanooga, Tenn.
1925	W, 14-9	MISSISSIPPI A&M
1931	W, 21-7	VANDERBILT
1936	W, 26-13	Vanderbilt
1942	W, 14-0	Mississippi (N) @ Memphis, Tenn.
1953	W, 9-7	Florida
1959	L, 7-37	Mississippi (N) @ Memphis, Tenn.
1964	L, 0-30	MISSISSIPPI
1981	W, 28-20	MISSISSIPPI
1987	W, 55-13	MISSISSIPPI
1992	W, 26-21	Memphis State
1998	W, 28-24	No. 10 ARKANSAS
2009	L, 17-42	Mississippi

NOVEMBER 15 (11-4)

1902	W, 11-10	Mississippi (N) @ Memphis, Tenn.
1919	W, 33-12	CINCINNATI
1924	L, 7-26	Tulane
1930	W, 13-0	Vanderbilt
1941	W, 14-7	No. 18 Boston College
1947	W, 38-13	BOSTON COLLEGE
1952	W, 26-12	No. 18 FLORIDA
1958	W, 18-16	No. 7 MISSISSIPPI
1969	L, 0-38	No. 18 Mississippi (N) @ Jackson, Miss.
1975	L, 6-23	Mississippi (N) @ Memphis, Tenn.
1980	L, 9-20	Mississippi (N) @ Memphis, Tenn.
1986	W, 22-10	No. 20 Mississippi (N) @ Jackson, Miss.
1997	W, 30-22	Arkansas (N) @ Little Rock, Ark.



2003	W, 59-21	MISSISSIPPI STATE
2014	W, 50-16	KENTUCKY

NOVEMBER 16 (11-5)

1901	W, 12-0	GEORGETOWN
1904	L, 0-35	CINCINNATI
1907	W, 11-4	Mississippi A&M (N) @ Memphis, Tenn.
1912	L, 6-13	KENTUCKY STATE
1929	W, 13-0	VANDERBILT
1935	L, 7-13	VANDERBILT
1940	W, 41-14	VIRGINIA
1946	W, 33-13	Boston College
1957	L, 7-14	No. 8 Mississippi (N) @ Memphis, Tenn.
1963	L, 0-20	No. 3 Mississippi (N) @ Memphis, Tenn.
1968	W, 31-0	MISSISSIPPI
1974	W, 29-17	Mississippi (N) @ Memphis, Tenn.
1985	W, 34-14	MISSISSIPPI
1991	W, 36-25	MISSISSIPPI
1996	W, 55-14	ARKANSAS
2002	W, 35-17	Mississippi State

NOVEMBER 17 (8-6)

1892	L, 0-12	VANDERBILT
1923	L, 0-33	VIRGINIA MILITARY INSTITUTE
1928	W, 6-0	Vanderbilt
1934	W, 13-6	Vanderbilt
1951	W, 46-21	Mississippi
1956	W, 27-7	No. 19 MISSISSIPPI
1962	L, 6-19	No. 3 MISSISSIPPI
1973	L, 18-28	Mississippi (N) @ Jackson, Miss.
1979	L, 20-44	Mississippi (N) @ Jackson, Miss.
1984	W, 41-17	Mississippi (N) @ Jackson, Miss.
1990	W, 22-13	No. 15 Mississippi (N) @ Memphis, Tenn.
2001	W, 38-35	Kentucky
2007	W, 25-24	VANDERBILT
2012	L, 18-41	Vanderbilt

NOVEMBER 18 (17-1)

1893	W, 32-0	MARYVILLE
1905	W, 31-5	CENTRE
1907	W, 14-2	Arkansas (N) @ Little Rock, Ark.
1911	W, 22-0	SOUTHWESTERN
1916	W, 17-0	University of the South (N) @ Chattanooga, Tenn.
1922	W, 18-7	University of the South (N) @ Chattanooga, Tenn.
1933	W, 33-6	VANDERBILT
1939	W, 13-0	VANDERBILT
1944	W, 27-14	TEMPLE
1950	W, 35-0	MISSISSIPPI
1961	L, 10-24	No. 6 Mississippi (N) @ Memphis, Tenn.
1967	W, 20-7	Mississippi (N) @ Memphis, Tenn.
1972	W, 17-0	MISSISSIPPI
1978	W, 41-17	MISSISSIPPI
1989	W, 33-21	MISSISSIPPI
1995	W, 34-31	Kentucky
2000	W, 56-20	KENTUCKY
2006	W, 39-10	Vanderbilt

NOVEMBER 19 (7-4-2)

1904	W, 23-0	Grant
1906	L, 0-16	Clemson
1910	T, 6-6	CHATTANOOGA
1949	W, 6-0	No. 11 Kentucky
1955	L, 0-23	Kentucky
1960	T, 10-10	KENTUCKY
1966	W, 28-19	KENTUCKY
1977	L, 17-21	No. 7 Kentucky
1983	W, 10-0	Kentucky
1988	W, 28-24	KENTUCKY
1994	W, 52-0	KENTUCKY
2005	L, 24-28	VANDERBILT
2011	W, 27-21	VANDERBILT (OT)

NOVEMBER 20 (7-2-2)

1909	T, 0-0	Chattanooga
1948	T, 0-0	KENTUCKY
1954	L, 13-14	KENTUCKY
1965	W, 19-3	Kentucky
1971	W, 21-7	Kentucky
1976	L, 0-7	KENTUCKY
1982	W, 28-7	KENTUCKY
1993	W, 48-0	Kentucky
1999	W, 56-21	Kentucky
2004	W, 38-33	Vanderbilt
2010	W, 24-10	Vanderbilt

NOVEMBER 21 (8-5-1)

1891	L, 0-24	University of the South (N) @ Chattanooga, Tenn.
1903	W, 11-0	GEORGIA TECH
1906	T, 0-0	Georgia
1908	W, 35-6	CHATTANOOGA
1942	W, 26-0	KENTUCKY
1953	L, 21-27	No. 13 Kentucky
1959	L, 0-20	Kentucky
1964	L, 7-12	KENTUCKY
1970	W, 45-0	KENTUCKY
1981	L, 10-21	Kentucky
1987	W, 24-22	Kentucky
1992	W, 34-13	KENTUCKY
1998	W, 59-21	KENTUCKY
2009	W, 31-16	VANDERBILT

NOVEMBER 22 (9-2-1)

1902	W, 10-6	Georgia Tech
1941	W, 20-7	Kentucky
1947	W, 13-6	Kentucky
1952	T, 14-14	KENTUCKY
1958	L, 2-6	KENTUCKY
1969	W, 31-26	Kentucky
1975	W, 17-13	Kentucky
1980	W, 45-14	KENTUCKY
1986	W, 28-9	KENTUCKY
1997	W, 59-31	Kentucky
2003	W, 48-0	VANDERBILT
2008	W, 20-10	Vanderbilt
2014	L, 21-29	No. 19 MISSOURI

NOVEMBER 23 (11-2)

1899	W, 11-0	WASHINGTON & LEE
1901	W, 5-0	KENTUCKY A&M
1940	W, 33-0	KENTUCKY
1946	W, 7-0	KENTUCKY
1957	L, 6-20	Kentucky
1963	W, 19-0	Kentucky
1968	W, 24-7	KENTUCKY
1974	W, 24-7	KENTUCKY
1985	W, 42-0	Kentucky
1991	W, 16-7	Kentucky
1996	W, 56-10	KENTUCKY
2002	W, 24-0	Vanderbilt (N) @ Nashville, Tenn.
2013	L, 10-14	VANDERBILT

NOVEMBER 24 (14-3-1)

1892	L, 6-10	WAKE FOREST
1904	W, 5-0	Alabama (N) @ Birmingham, Ala.
1921	T, 0-0	Kentucky
1923	W, 10-0	MISSISSIPPI
1927	W, 20-0	Kentucky
1932	W, 26-0	KENTUCKY
1938	W, 46-0	KENTUCKY
1945	W, 14-0	Kentucky
1951	W, 28-0	No. 9 Kentucky
1956	W, 20-7	KENTUCKY
1962	L, 10-12	KENTUCKY
1973	W, 16-14	Kentucky
1979	W, 20-17	Kentucky
1984	L, 12-17	KENTUCKY
1990	W, 42-28	KENTUCKY
2001	W, 38-0	VANDERBILT
2007	W, 52-50	Kentucky (4 OT)
2012	W, 37-17	KENTUCKY

RECORDS

NOVEMBER 25 (15-1-1)

1897	W, 18-0	Virginia Tech (N) @ Roanoke, Va.
1909	W, 11-0	TRANSYLVANIA
1911	T, 0-0	Tennessee Medical School
1915	L, 0-6	Kentucky State
1920	W, 14-7	KENTUCKY
1926	W, 6-0	KENTUCKY
1937	W, 13-0	Kentucky
1944	W, 21-7	Kentucky
1950	W, 7-0	KENTUCKY
1961	W, 26-16	Kentucky
1967	W, 17-7	Kentucky
1972	W, 17-7	KENTUCKY
1978	W, 29-14	KENTUCKY
1989	W, 31-10	Kentucky
1995	W, 12-7	VANDERBILT
2000	W, 28-26	Vanderbilt (N) @ Nashville, Tenn.
2006	W, 17-12	KENTUCKY

NOVEMBER 26 (13-4-1)

1896	W, 30-0	CENTRAL UNIVERSITY
1897	W, 12-0	Bristol Athletic Club
1903	L, 0-24	Alabama (N) @ Birmingham, Ala.
1908	L, 0-4	Alabama (N) @ Birmingham, Ala.
1914	W, 23-6	KENTUCKY STATE
1925	L, 20-23	Kentucky
1931	T, 6-6	Kentucky
1936	W, 7-6	KENTUCKY
1949	W, 26-20	VANDERBILT
1955	W, 20-14	VANDERBILT
1960	W, 35-0	Vanderbilt
1966	W, 28-0	Vanderbilt
1977	W, 42-7	VANDERBILT
1983	W, 34-24	VANDERBILT
1988	W, 14-7	Vanderbilt
1994	W, 65-0	Vanderbilt
2005	W, 27-8	Kentucky
2011	L, 7-10	Kentucky

NOVEMBER 27 (10-6)

1900	W, 28-0	GRANT
1902	L, 0-11	CLEMSON
1913	W, 13-7	Kentucky State
1919	L, 0-13	Kentucky
1924	L, 6-27	KENTUCKY
1930	W, 8-0	KENTUCKY
1948	L, 6-28	No. 15 Vanderbilt
1954	L, 0-26	Vanderbilt
1965	W, 21-3	VANDERBILT
1971	W, 19-7	VANDERBILT
1976	W, 13-10	Vanderbilt
1982	L, 21-28	Vanderbilt
1993	W, 62-14	VANDERBILT
1999	W, 38-10	VANDERBILT
2004	W, 37-31	KENTUCKY
2010	W, 24-14	KENTUCKY

NOVEMBER 28 (8-5-2)

1901	T, 6-6	Alabama (N) @ Birmingham, Ala.
1907	L, 0-5	Alabama (N) @ Birmingham, Ala.
1912	L, 0-7	Alabama (N) @ Birmingham, Ala.
1929	T, 6-6	Kentucky
1935	L, 0-27	Kentucky
1942	W, 19-7	Vanderbilt
1953	W, 33-6	VANDERBILT
1959	L, 0-14	VANDERBILT
1964	L, 0-7	Vanderbilt
1970	W, 24-6	Vanderbilt
1981	W, 38-34	VANDERBILT
1987	W, 38-36	VANDERBILT
1992	W, 29-25	Vanderbilt
1998	W, 41-0	Vanderbilt
2009	W, 30-24	Kentucky (OT)

NOVEMBER 29 (13-2-1)

1906	L, 0-51	Alabama (N) @ Birmingham, Ala.
1923	W, 18-0	Kentucky
1928	T, 0-0	KENTUCKY
1934	W, 19-0	KENTUCKY
1941	W, 26-7	No. 12 VANDERBILT
1947	W, 12-7	VANDERBILT

1952	W, 46-0	Vanderbilt
1958	W, 10-6	No. 15 Vanderbilt
1969	W, 40-27	VANDERBILT
1975	L, 14-17	VANDERBILT
1980	W, 51-13	Vanderbilt
1986	W, 35-20	Vanderbilt
1997	W, 17-10	VANDERBILT
2003	W, 20-7	Kentucky
2008	W, 28-10	KENTUCKY
2014	W, 24-17	Vanderbilt

NOVEMBER 30 (15-2-2)

1893	W, 12-6	ASHEVILLE ATHLETES
1899	W, 41-0	KENTUCKY UNIVERSITY
1905	L, 0-29	Alabama (N) @ Birmingham, Ala.
1911	L, 0-12	Kentucky State
1916	T, 0-0	KENTUCKY STATE
1922	W, 14-7	KENTUCKY
1933	W, 27-0	Kentucky
1939	W, 19-0	Kentucky
1940	W, 20-0	Vanderbilt
1946	W, 7-6	Vanderbilt
1957	W, 20-6	VANDERBILT
1963	W, 14-0	VANDERBILT
1968	W, 10-7	Vanderbilt
1974	T, 21-21	Vanderbilt
1985	W, 30-0	VANDERBILT
1991	W, 45-0	VANDERBILT
1996	W, 14-7	Vanderbilt
2002	W, 24-0	KENTUCKY
2013	W, 27-14	Kentucky

DECEMBER (42-14-1, .746)

DECEMBER 1 (10-1)

1900	W, 12-6	GEORGETOWN
1945	W, 45-0	VANDERBILT
1951	W, 35-27	VANDERBILT
1956	W, 27-7	Vanderbilt
1962	W, 30-0	Vanderbilt
1973	W, 20-17	VANDERBILT
1979	W, 31-10	VANDERBILT
1984	W, 29-13	Vanderbilt
1990	W, 49-20	Vanderbilt
2001	W, 34-32	No. 2 Florida
2007	L, 14-21	No. 5 Louisiana State (N) @ Atlanta, Ga. (SEC Championship)

DECEMBER 2 (6-0)

1950	W, 43-0	Vanderbilt
1961	W, 41-7	VANDERBILT
1967	W, 41-14	VANDERBILT
1972	W, 30-10	Vanderbilt
1978	W, 41-15	Vanderbilt
1989	W, 17-10	VANDERBILT

DECEMBER 3 (2-1)

1905	L, 0-5	Grant
1932	W, 32-13	Florida (N) @ Jacksonville, Fla.
1938	W, 47-0	Mississippi (N) @ Memphis, Tenn.

DECEMBER 4 (3-1)

1937	W, 32-0	Mississippi (N) @ Memphis, Tenn.
1965	W, 37-34	No. 5 UCLA (N) @ Memphis, Tenn.
1971	W, 31-11	No. 5 PENN STATE
2004	L, 28-38	No. 3 Auburn (N) @ Atlanta, Ga. (SEC Championship)

DECEMBER 5 (3-1-1)

1931	W, 13-0	New York University (N) @ New York, N.Y. (New York Charity Game)
1936	T, 0-0	Mississippi (N) @ Memphis, Tenn.
1953	L, 19-33	Houston
1970	W, 28-17	UCLA
1998	W, 24-14	No. 23 Mississippi State (N) @ Atlanta, Ga. (SEC Championship)

DECEMBER 6 (3-0)

1930	W, 13-6	Florida (N) @ Jacksonville, Fla.
1975	W, 28-6	Hawai'i

1997 W, 30-29 No. 11 Auburn (N)
@ Atlanta, Ga. (SEC Championship)

DECEMBER 7 (1-0)

1929 W, 54-0 SOUTH CAROLINA

DECEMBER 8 (2-1)

1928 W, 13-12 FLORIDA

1934 W, 19-13 LOUISIANA STATE

2001 L, 20-31 No. 21 Louisiana State (N)
@ Atlanta, Ga. (SEC Championship)

DECEMBER 9 (1-1)

1933 L, 0-7 Louisiana State

1939 W, 7-0 AUBURN

DECEMBER 13 (1-0)

1981 W, 28-21 Wisconsin (N)
@ East Rutherford, N. J.
(Garden State Bowl).

DECEMBER 16 (1-0)

1974 W, 7-3 No. 10 Maryland (N)
@ Memphis, Tenn. (Liberty Bowl)

DECEMBER 17 (1-0)

1983 W, 30-23 No. 12 Maryland (N)
@ Orlando, Fla. (Citrus Bowl)

DECEMBER 18 (1-0)

1965 W, 27-6 Tulsa (N) @ Houston, Texas
(Bluebonnet Bowl)

DECEMBER 20 (1-0)

1971 W, 14-13 No. 18 Arkansas (N)
@ Memphis, Tenn. (Liberty Bowl)

DECEMBER 22 (0-1)

1984 L, 27-28 No. 12 Maryland (N)
@ El Paso, Texas (Sun Bowl)

DECEMBER 25 (1-0)

1899 W, 6-0 Grant

DECEMBER 27 (0-1)

1969 L, 13-14 No. 14 Florida (N)
@ Jacksonville, Fla. (Gator Bowl)

DECEMBER 28 (1-0)

1957 W, 3-0 No. 9 Texas A & M (N)
@ Jacksonville, Fla. (Gator Bowl)

DECEMBER 29 (1-1)

1973 L, 19-28 No. 11 Texas Tech (N)
@ Jacksonville, Fla. (Gator Bowl)

1986 W, 21-14 Minnesota (N)
@ Memphis, Tenn. (Liberty Bowl)

DECEMBER 30 (2-1)

1972 W, 24-17 No. 10 Louisiana State (N)
@ Houston, Texas (Bluebonnet Bowl)

1994 W, 45-23 No. 17 Virginia Tech (N)
@ Gainesville, Fla. (Gator Bowl)

2010 L, 27-30 North Carolina (N)
@ Nashville, Tenn. (Music City Bowl) (2OT)

DECEMBER 31 (1-4)

1966 W, 18-12 Syracuse (N)
@ Jacksonville, Fla. (Gator Bowl)

1979 L, 22-27 No. 12 Purdue (N)
@ Houston, Texas (Bluebonnet Bowl)

1982 L, 22-28 Iowa (N) @ Atlanta, Ga. (Peach Bowl)

2002 L, 3-30 No. 20 Maryland (N)
@ Atlanta, Ga. (Peach Bowl)

2009 L, 14-37 No. 12 Virginia Tech (N)
@ Atlanta, Ga. (Peach Bowl)

JANUARY (16-16, .500)

JANUARY 1 (12-13)

1940 L, 0-14 No. 3 Southern California (N)
@ Pasadena, Calif. (Rose Bowl)

1941 L, 13-19 No. 5 Boston College (N)
@ New Orleans, La. (Sugar Bowl)

1943 W, 14-7 No. 4 Tulsa (N)
@ New Orleans, La. (Sugar Bowl)

1945 L, 0-25 No. 12 Southern California (N)
@ Pasadena, Calif. (Rose Bowl)

1947 L, 0-8 No. 10 Rice (N)
@ Miami, Fla. (Orange Bowl)

1951 W, 20-14 No. 3 Texas (N)
@ Dallas, Texas (Cotton Bowl)

1952 L, 13-28 No. 3 Maryland (N)
@ New Orleans, La. (Sugar Bowl)

1953 L, 0-16 No. 10 Texas (N)
@ Dallas, Texas (Cotton Bowl)

1957 L, 7-13 No. 13 Baylor (N)
@ New Orleans, La. (Sugar Bowl)

1968 L, 24-26 No. 3 Oklahoma (N)
@ Miami, Fla. (Orange Bowl)

1969 L, 13-36 No. 5 Texas (N)
@ Dallas, Texas (Cotton Bowl)

1971 W, 34-13 No. 11 Air Force (N)
@ New Orleans, La. (Sugar Bowl)

1986 W, 35-7 No. 2 Miami (Fla.) (N)
@ New Orleans, La. (Sugar Bowl)

1990 W, 31-27 No. 10 Arkansas (N)
@ Dallas, Texas (Cotton Bowl)

1991 W, 23-22 Virginia (N)
@ New Orleans, La. (Sugar Bowl)

1992 L, 17-42 No. 6 Penn State (N)
@ Tempe, Ariz. (Fiesta Bowl)

1993 W, 38-23 No. 16 Boston College (N)
@ Tampa, Fla. (Hall of Fame Bowl)

1994 L, 13-31 No. 13 Penn State (N)
@ Orlando, Fla. (Citrus Bowl)

1996 W, 20-14 No. 4 Ohio State (N)
@ Orlando, Fla. (Citrus Bowl)

1997 W, 48-28 No. 11 Northwestern (N)
@ Orlando, Fla. (Citrus Bowl)

2001 L, 21-35 No. 11 Kansas State (N)
@ Dallas, Texas (Cotton Bowl)

2002 W, 45-17 No. 17 Michigan (N)
@ Orlando, Fla. (Capital One Bowl)

2005 W, 38-7 No. 22 Texas A & M (N)
@ Dallas, Texas (Cotton Bowl)

2007 L, 10-20 Penn State (N)
@ Tampa, Fla. (Outback Bowl)

2008 W, 21-17 No. 18 Wisconsin (N)
@ Tampa, Fla. (Outback Bowl)

JANUARY 2 (3-3)

1939 W, 17-0 No. 4 Oklahoma (N)
@ Miami, Fla. (Orange Bowl)

1988 W, 27-22 Indiana (N)
@ Atlanta, Ga. (Peach Bowl)

1998 L, 17-42 No. 2 Nebraska (N)
@ Miami, Fla. (Orange Bowl)

2000 L, 21-31 No. 3 Nebraska (N)
@ Tempe, Ariz. (Fiesta Bowl)

2004 L, 14-27 Clemson (N)
@ Atlanta, Ga. (Peach Bowl)

2015 W, 45-28 Iowa (N)
@ Jacksonville, Fla. (TaxSlayer Bowl)

JANUARY 4 (1-0)

1999 W, 23-16 No. 2 Florida State (N)
@ Tempe, Ariz. (Fiesta Bowl)

GENERAL

STAFF

PLAYERS

REVIEW

HISTORY

HONORS

VOLMANAC

RECORDS



MISCELLANEOUS RECORDS

TENNESSEE'S OPEN DATE RECORDS

By Coach	Overall (SEC)
J. Pierce	2-2-1
G. Kelley	No open dates
H. Fisher	1-1-0
S. Crawford	0-0-1
J. Dupree	1-1-0
G. Levene	0-1-0
A. Stone	No open dates
Z. Clevenger	2-3-0
J. Bender	1-1-1
M. Banks	1-3-1
R. Neyland	10-0-3 (6-0-0)

By Coach	Overall (SEC)
W. Britton	0-1-0 (0-1-0)
J. Barnhill	2-1-0 (1-0-0)
H. Robinson	No open dates
B. Wyatt	No open dates
J. McDonald	1-0-0 (1-0-0)
D. Dickey	8-0-0 (6-0-0)
W. Battle	7-2-0 (4-2-0)
J. Majors	16-13-2 (3-12-2)
P. Fulmer	25-8-0 (23-8-0)
L. Kiffin	0-1-0 (0-1-0)
D. Dooley	1-2-0 (0-2-0)
B. Jones	2-2-0 (2-2-0)

All-Time Record: 80-42-9 (46-28-2 in SEC)

Tennessee's record against other SEC teams after the Vols have an open date (dating back to 1933)
(Calendar years of losses in parentheses)

Eastern Division

University of Florida Gators	4-8-0 (1984, 1991, 1996, 1997, 1999, 2000, 2002, 2005)
University of Georgia Bulldogs	2-1-0 (2014)
University of Kentucky Wildcats	12-1-0 (1935)
University of Missouri Tigers	Never played
University of South Carolina Gamecocks	5-1-0 (1992)
Vanderbilt University Commodores	2-1-0 (2013)

Western Division

University of Alabama Crimson Tide	7-9-0 (1972, 1978, 1987, 1988, 1989, 2002, 2005, 2009, 2010)
University of Arkansas Razorbacks	Never played
Auburn University Tigers	3-3-2 (1982, 1983, 1986)
Louisiana State University Tigers	2-0-0
University of Mississippi Rebels	3-3-0 (1973, 1980, 1983)
Mississippi State University Bulldogs	0-1-0 (2012)
Texas A&M University Aggies	Never played

TENNESSEE'S RECORD VS. HEISMAN TROPHY WINNERS

Post-Season (against the winner's team in a bowl or championship game the year he won the trophy).

Season	Bowl Game	Game Date	Opponent	Heisman Winner	Result
1995	Citrus Bowl	Jan. 1, 1996	No. 4 Ohio State	Eddie George, TB	UT 20-14
1957	Gator Bowl	Dec. 28, 1957	No. 9 Texas A&M	John David Crow, HB	UT 3-0

TOTAL - 2-0 - both games took place in massive rainstorms.

Regular-Season (against the winner's team during the year he won the trophy).

Season	Game Date	Game Location	Opponent	Heisman Winner	Result
2009	Oct. 24	Tuscaloosa, Ala.	No. 1 Alabama	Mark Ingram, TB	UA 12-10
2007	Sept. 15	Gainesville, Fla.	No. 5 Florida	Tim Tebow, QB	UF 59-20
1996	Sept. 21	Knoxville, Tenn.	No. 4 Florida	Danny Wuerffel, QB	UF 35-29
1985	Sept. 28	Knoxville, Tenn.	No. 1 Auburn	Bobby Bowden, TB	UT 38-20
1981	Sept. 12	Los Angeles, Calif.	No. 5 So. California	Marcus Allen, TB	USC 43-7
1971	Sept. 25	Knoxville, Tenn.	No. 1 Auburn	Pat Sullivan, QB	UA 10-9
1967	Sept. 16	Los Angeles, Calif.	No. 8 UCLA	Gary Beban, QB	UCLA 20-16
1959	Nov. 7	Knoxville, Tenn.	No. 1 Louisiana State	Billy Cannon, HB	UT 14-13

TOTAL - 2-6

Regular-Season (against the winner's team during the year after he won the trophy [returning winner]).

Season	Game Date	Game Location	Opponent	Heisman Winner	Result
2010	Oct. 23	Knoxville, Tenn.	No. 7 Alabama	Mark Ingram, TB	UA 41-10
2008	Sept. 20	Knoxville, Tenn.	No. 4 Florida	Tim Tebow, QB	UF 30-6

TOTAL - 0-2

UT IN NCAA/SEC RECORD BOOKS

NCAA RECORD HOLDERS

■ INDIVIDUAL

- Most Consecutive Rushes by Same Player—(Game) 16, William Howard, Tennessee vs. Mississippi, Nov. 15, 1986 (during two possessions)
- Fewest Times Sacked Attempting to Pass—(Season) 3, Erik Ainge, 2007 (519 attempts)
- Highest Completion Percentage—(min 20 atts.) 95.8, Tee Martin, Tennessee at South Carolina, Oct. 31, 1998 (23 of 24)
- Most Touchdowns Scored on Interception Returns—(Career) 5, Jackie Walker, 1969-71 (11 interceptions) (tied with three others)
- Most Consecutive Interceptions Returns For Touchdowns — (Career) 3, Prentiss Waggner, 2010 (54 yards vs. UT Martin, Sept. 4; 9 yards vs. UAB, Sept. 25; 10 yards vs. Ole Miss, Nov. 13)
- Most Field Goals made 50 yards or more—(Season) 8, Fuad Reveiz, 1982
- Highest Percentage of field goals made 50 yards or more—(Season) 80.0, Fuad Reveiz, 1982 (8 of 10)
- Highest Percentage of Extra Points Made—(Career) 100.0 John Becksvoort, 1991-94 (161 of 161) (tied with many others)
- Longest Rushing Play—99, Kelsey Finch, Tennessee vs. Florida, Oct. 22, 1977 (tied with eight others)
- Longest Punt Return—100, Bert Rechichar, Tennessee vs. Washington & Lee, Oct. 28, 1950 (tied with 11 others)
- Longest Kickoff Return—100, Leonard Scott, Tennessee vs. Georgia, Oct. 9, 1999 (tied with numerous others)

■ TEAM

- Highest Completion Percentage—(min 20 atts.) 96.0, Tennessee at South Carolina, Oct. 31, 1998 (24-of-25)
- Fewest Passing Attempts Allowed—(Game) 0, by many, including Tennessee vs. Georgia Tech, 1977
- Consecutive Plays From Scrimmage By One Team Resulting In Turnovers — 4, Tennessee gained from Western Kentucky, 2013 (two interceptions followed by two fumble recoveries)
- Most Punts Per Game—(Season) 13.9, Tennessee, 1937 (139 in 10 games)
- Fewest Rushing and Passing Touchdowns Allowed Per Game—(Season) 0.0, Tennessee, 1939, tied with Duke 1938.
- Most Yards Gained Interception Returns—(Season) 782, Tennessee, 1971. (25 ints.)
- Highest Average Per Interception Return—(Season) (min. 15 ints.) 31.3, Tennessee, 1971 (25 for 782)
- Most Touchdowns off Interception Return—(Season) 7, Tennessee 1971
- Fewest Points Allowed Per Game—(Season) 0.0, Tennessee, 1939 (10 games), Duke 1938 (9 games)
- Most Opponents Turnovers—(Season) 57, Tennessee, 1970 (36 int., 21 fumbles)
- Most Consecutive Shutouts— (Regular Season) 17, Tennessee (from Nov. 5, 1938 through Oct. 12, 1940)
- Most Consecutive Quarters Opponents Held Scoreless—(Regular Season) 71, Tennessee (from second quarter vs. LSU, Oct. 29, 1938, through second quarter vs. Alabama, Oct. 19, 1940)



SEC RECORD HOLDERS

■ INDIVIDUAL

- Most Touchdown Passes—(Game) 7 (tied with four), Erik Ainge, 2007 Tennessee vs. Kentucky
- Highest Completion Percentage—(min. 20 atts.) 95.8, Tee Martin (23 of 24) Tennessee at South Carolina 1998
- Most Consecutive Completions—(Game) 23, Tee Martin, 1998 Tennessee at South Carolina; (Season) 24, Tee Martin, 1998 (1 vs. Alabama, 23 at South Carolina)
- Lowest Percentage of Interceptions—(Season, min. 300 atts) 1.05, Peyton Manning (4 of 380) 1995
- Yards Per Catch—(Game, min. 10 catches) 23.3, Kelley Washington, 2001 Tennessee vs. LSU (11 for 256)
- Most Consecutive Field Goals—(Season) 18, Fuad Reveiz, 1984
- Most Consecutive PAT Made—(Career) 161, John Becksvoort, 1991-94
- Most Tackles—(Career) 547, Andy Spiva, 1973-76
- Most Yards Per Interception—(Season, min. 10) 17.7, Bobby Majors (10 for 177) 1970, (Career) 35.3, Eric Berry (14 for 494), 2007-09
- Most Touchdowns by Interception—(Career) 5, Jackie Walker 1969-71
- Most Interception Return Yards—(Season) 265, Eric Berry 2008; (Career) 494, Eric Berry 2007-09
- Longest Rushing Touchdown Play—99, Kelsey Finch, 1977 Tennessee at Florida
- Highest Combined Kick & Punt Return Average Per Return (Season) —27.6, Cordarrelle Patterson, 2012
- Longest Kickoff Return—100 (tied with 35), Leonard Scott, 1999 Tennessee vs. Georgia; Peerless Price, 1998 Tennessee vs. Alabama; Willie Gault, 1980 Tennessee vs. Pittsburgh
- Longest Punt Return—100 (tied with three), Bert Rechichar, 1950 Tennessee vs. Washington & Lee
- Longest Interception Return—100 (tied with 13), Ray Martin, 1953 Tennessee vs. Louisville
- Longest Field Goal—60 (tied with two), Fuad Reveiz, 1982 Tennessee at Georgia Tech

■ TEAM

- Most Consecutive Completions—(Game) 23, at South Carolina 1998; (Season) 24 in 1998 (1 vs. Alabama, 23 at South Carolina)
- Completion Percentage—(Game, min 20 atts.) 96.0 (24 of 25) at South Carolina 1998
- Fewest Interceptions—(Game, min. 45 attempts) 0 (tied with 28) vs. Clemson 2004 (56 att.); vs. Southern Mississippi 1997 (54 att.); at California 2007 (47 att.)
- Yards Gained-Two Teams— 1,329, Tennessee 695-Kentucky 634 (1997)
- Lowest Percentage of Interceptions—(Season, Min. 300 atts.) 1.02 in 1995 (4 of 391)
- Most Punts—(Season) 139 in 1937
- Most Yards Punting—(Season) 5,620 in 1937
- Most Punt Return Yards—(Season) 974 in 1940 (68 returns)
- Most Kickoff Return Yards—(Season) 1,462 in 2007 (60 returns)
- Fewest Rushes Allowed—(Season) 231 in 1945 (9 games)
- Fewest Passes Allowed—(Game) 0 (tied with one), vs. Georgia Tech 1977
- Fewest Touchdowns Allowed—(Season) 0 in 1939 (10 games)
- Fewest Points Allowed—(Season) 0 in 1939 (10 games)
- Most Interceptions—(Season) 36 in 1970
- Interception Return Yards—(Season) 782 in 1971 (25 interceptions)
- Interception Touchdowns—(Season) 7 in 1971
- Fewest Plays Allowed—(Season) 368 in 1945



SEC/NCAA STATISTICAL CHAMPIONS

INDIVIDUAL

■ RUSHING

1951	Hank Lauricella, 881 yards
1968	Richard Pickens, 736 yards
1983	Johnnie Jones, 1116 yards (111.6/gm)
1984	Johnnie Jones, 1290 yards (117.3/gm)
1990	Tony Thompson, 1261 yards (105.1/gm)
2001	Travis Stephens, 1464 yards (122.0/gm)

■ PASSING EFFICIENCY

1968	Bubba Wyche, 124.63
1975	Randy Wallace, 133.21
1985	Darryl Dickey, 163.10
1993	Heath Shuler, 157.3

■ RECEIVING

1975	Larry Seivers, 41 receptions (3.7 avg.)
1976	Larry Seivers, 51 receptions (4.6 avg.)
1990	Carl Pickens, 53 receptions (4.8 avg.)
1991	Carl Pickens, 49 receptions (4.5 avg.)
1995	Joey Kent, 95.9 yards/game (69 for 1055 yds)
1997	Marcus Nash, 97.5 yards/game (76 for 1170 yds)
2006	Robert Meachem, 99.8 yards/game (71 for 1298 yds)
2011	Da'Rick Rogers, 67 receptions (5.58 avg.)

* SEC recognizes a rec. leader and yardage leader

■ TOTAL OFFENSE

1955	Johnny Majors, 1133 yards
1956	Johnny Majors, 1101 yards
1975	Randy Wallace, 1529 yards

■ ALL-PURPOSE

2012	Cordarrelle Patterson, 1858 yards (154.8 per game)
------	--

■ SCORING

1933	Beattie Feathers, 78 points
1951	Harold Payne, 84 points
1953	Jimmy Wade, 72 points
1972	Haskel Stanback, 78 points
1974	Stanley Morgan, 84 points
1975	Stanley Morgan (tied), 60 points
1985	Carlos Reveiz, 102 points (9.3 ppg)
1986	William Howard, 86 points (10.8 ppg)
1987	Reggie Cobb, 120 points (10.0 ppg)
1990	Greg Burke, 107 points (8.9 ppg)
1993	John Becksvoort, 95 points (8.6 ppg)
2006	James Wilhoit, 96 points (7.4 ppg)

■ FIELD GOALS

1985	Carlos Reveiz, 2.18 per game (24 in 11 games)
1987	Phil Reich, 1.33 per game (16 in 12 games)
1995	Jeff Hall, 1.50 per game (16 in 11 games)
2000	Alex Walls, 1.64 per game (18 in 11 games)

■ PUNTING

1956	Bobby Gordon, 47.1 avg.
1957	Bobby Gordon, 42.7 avg.
1962	George Canale, 41.8 avg.
1966	Ron Widby, 43.8 avg.
1974	Neil Clabo, 43.1 avg.
1976	Craig Colquitt, 42.5 avg.
1982	Jimmy Colquitt, 46.9 avg.
1988	Kent Elmore, 44.3 avg.
1990	Joey Chapman, 41.9 avg.

2003 Dustin Colquitt, 45.31 avg.

■ TACKLES PER GAME

2004	Jason Allen, 9.5 per game (123 in 13 games)
2012	A.J. Johnson, 11.5 per game (138 in 12 games)

■ TACKLES FOR LOSS (TFL)

2004	Jesse Mahelona, 18.5 (18 solo, one assist in 13 games)
------	--

■ INTERCEPTIONS

1970	Bobby Majors, 10 interceptions
1985	Chris White, 9 interceptions
1999	Deon Grant, 9 interceptions
2008	Eric Berry, 7 interceptions

■ PUNT RETURNS

1986	Thomas Woods, 11.3 avg. per return
1993	Shawn Summers, 14.2 avg. per return
1994	Nilo Silvan, 18.1 avg. per return

■ KICKOFF RETURNS

1988	Anthony Morgan, 24.2 avg.
1990	Dale Carter, 29.8 avg
1993	Billy Williams, 28.4 avg.
1999	Leonard Scott, 27.0 avg.

TEAM

■ SCORING OFFENSE

1933	17.6 ppg.(t)	1967	25.9 ppg.
1938	27.6 ppg.	1987	32.9 ppg.
1940	31.9 ppg.	1990	36.8 ppg.
1951	37.3 ppg.	1993	42.8 ppg.
1956	28.6 ppg.	1999	31.6 ppg.

■ SCORING DEFENSE

1938	1.6 ppg.	1950	5.2 ppg.
1939	0.0 ppg.	1972	7.5 ppg.
1940	2.6 ppg.	1983	12.9 ppg.
1942	5.4 ppg.	1996	14.3 ppg.
1944	5.3 ppg.		

■ RUSHING OFFENSE

1951	306.8 avg.	1994	231.2 avg.
1970	215.0 avg.	1998	211.3 avg.
1989	245.6 avg.	1999	191.3 avg.
1993	238.3 avg.		

■ PASSING OFFENSE

1975	140.5 avg.
------	------------

■ TOTAL OFFENSE

1991	467.7 avg.
1997	482.8 avg.
1993	480.6 avg.

■ RED ZONE OFFENSE

2006	88.6 scoring pct. (39-of-44; 27 TDs, 12 FGs)
------	--

* The SEC did not track red zone statistics until 2001

■ THIRD DOWN CONVERSIONS

1992	42% (69 of 164)
1993	47% (60 of 129)
1996	44% (68 of 156)

■ FIRST DOWNS

2004	276
------	-----

■ NET PUNTING

2004	39.0 yds./punt
------	----------------

■ RUSHING DEFENSE

1983	111.9 avg.
2000	74.3 avg.
2001	85.3 avg.

■ PASSING DEFENSE

1948	74.8 avg.	1977	97.0 avg.
1949	75.2 avg.	1985	150.0 avg.
1950	59.2 avg.	1986	113.5 avg.
1952	53.1 avg.	1991	147.9 avg.
1953	54.0 avg.	1996	130.4 avg.
1960	53.8 avg.		

■ QUARTERBACK SACKS

1991–39 sacks	2000–50 sacks
1993–38 sacks	2001–34 sacks
1995–42 sacks	

■ SACKS ALLOWED

2007	4 sacks
2012	8 sacks (0.67 per game)

■ THIRD-DOWN CONV. DEF.

1997	28% (48 of 173)
2002	29.1% (53 of 182)

■ TOTAL DEFENSE

1952	167.7 avg.	1996	236.6 avg.
1983	279.0 avg.	2008	263.5 avg.
1991	286.7 avg.		

■ PUNT RETURNS

1986	11.3 avg.	1997	13.4 avg.
------	-----------	------	-----------

■ KICKOFF RETURNS

1990	24.36 avg.	1999	23.60 avg.
1993	23.61 avg.	2000	23.50 avg.
1995	25.07 avg.		

■ TURNOVER RATIO

1990	1.92 per gm.	1995	1.00 per gm.
1993	1.18 per gm.	1998	1.33 per gm.

NCAA LEADERS

INDIVIDUAL

Punting—1942 Bobby Cifers, 42.9 avg. (37 punts for 1586 yds.); 1966 Ron Widby, 43.8 avg. (48 punts for 2104 yds.)
 Passing Efficiency—1966 Dewey Warren, 142.2 (min. 15 passes per game)
 Interceptions—1985 Chris White, 0.82 per game (9 int. in 11 games); 1999 Deon Grant, 0.82 per game (9 int. in 11 games)
 Kickoff Returns—1990 Dale Carter, 29.8 avg. (17 returns for 507 yards)
 Punt Returns—1951 Bill Blackstock, 25.9 avg. (12 returns for 311 yards); 1941 Walter Slater, 20.4 avg.

TEAM

Scoring Defense—1939, 0.0 points per game; 1940, 2.6 points per game
 Total Defense—1952, 166.7 yards per game
 Passing Defense—1950, 67.5 yards per game
 Punting—1966, 43.4 yards per punt
 Kickoff Returns—1983, 28.8 yards per return
 Sacks Allowed—2007, 4 sacks allowed
 Turnover Margin—1985, 1.909 per game
 Most Improved—1989, (5.5 games over 1988)



INDIVIDUAL FOOTBALL RECORDS

INDIVIDUAL GAME (FROM 1944)

■ RUSHING

Attempts—41, Johnnie Jones (Rutgers 1983); Travis Stephens (Arkansas 2001)

Attempts by QB—24, Joshua Dobbs (South Carolina, 2014)

Yards—294, Chuck Webb (Mississippi 1989)

Yards by QB—166, Joshua Dobbs (South Carolina, 2014)

Yards, half—200, Tony Thompson (Mississippi State 1990)

Average per rush—

Min. 8 rushes—18.2, LaMarcus Coker (Marshall 2006; 8 for 146 yards)

Min. 10 rushes—17.5, George Canale (Chattanooga 1962; 10 for 175 yards)

Min. 20 rushes—11.3, Tony Thompson (Mississippi State 1990; 22 for 248 yards)

Min. 30 rushes—8.4, Chuck Webb (Mississippi 1989; 35 for 294)

Min. 40 rushes—5.7, Johnnie Jones (Rutgers 1983; 41 for 234)

Touchdowns rushing—5, Gene McEver (South Carolina 1929);

Modern Record—4, Bob Lund (Vanderbilt 1945); Harold Payne

(Washington & Lee 1951); Hubert Simpson (Notre Dame 1979);

Tony Thompson (Vanderbilt 1990); James Stewart (Georgia 1994)

Consecutive attempts—*16, William Howard (Mississippi 1986)

Longest rush—*99, Kelsey Finch (Florida 1977)

■ PASSING

Attempts—65, Peyton Manning (Florida 1996)

Completions—37, Peyton Manning (Florida 1996); A.J. Suggs (LSU 2000); Tyler Bray (Missouri 2012)

Completion percentage—

Min. 10 atts.—91.7 David Rudder (Alabama 1978; 11 of 12)

Min. 20 atts.—*95.8, Tee Martin (South Carolina 1998; 23 of 24)

Min. 30 atts.—82.9, Tyler Bray (Cincinnati 2011; 34 of 41)

Consecutive completions—*23, Tee Martin (South Carolina 1998)

Yards—530, Tyler Bray (Troy 2012)

Yards, half—313, Tyler Bray (Troy 2012)

Touchdown passes—7, Erik Ainge (Kentucky 2007)

Passes had intercepted—4, Bobby Scott (Auburn 1970); Jeff

Francis (Alabama 1987); Peyton Manning (Florida 1996)

Longest pass play—90, Casey Clausen to Mark Jones (Georgia 2003)

■ TOTAL OFFENSE

Rushing & passing plays—70, Peyton Manning (Florida 1996)

Rushing & passing yards—530, Tyler Bray (Troy 2012)

Average per play (min. 10 plays)—17.5, George Canale (Chattanooga 1962; 10 rushes, 175 yards)

Touchdowns responsible for—7, Erik Ainge (Kentucky 2007; 7 passing)

■ RECEIVING

Receptions—13, Carl Pickens (Notre Dame 1990); Joey Kent (Arkansas 1995)

Yards—256, Kelley Washington (LSU 2001)

Average per reception—

Min. 5 rec.—38.0, Denarius Moore (South Carolina 2010; 6 for 228)

Min. 10 rec.—23.3, Kelley Washington (LSU 2001; 11 for 256)

Touchdown receptions—3, Jim Powell (Mississippi 1946); Carl

Pickens (Kentucky 1990); Billy Williams (Florida 1993); Marcus

Nash (Kentucky 1997); Cedrick Wilson (Arkansas 2000); Donté

Stallworth (Memphis 2001 and Kentucky 2001); Chris Hannon

(Mississippi State 2003); Justin Hunter (Akron 2012 and Troy

2012); Zach Rogers (South Carolina 2012)

■ PUNTING

Punts—14, Craig Colquitt (Kentucky 1976)

Average—

Min. 5 punts—53.0, Jimmy Colquitt (LSU 1982 & Kentucky 1983; both 5 for 265 yards)

Min. 7 punts—51.7, Dustin Colquitt (South Carolina 2003; 7 for 362 yards)

Longest punt—100, A. H. Douglas (Clemson 1902); Modern—81, Kent Elmore (Vanderbilt 1988)

■ INTERCEPTIONS

Passes intercepted—3, Bob Lund (North Carolina 1948); J.W. Sherrill (Kentucky 1949); Albert Dorsey (Alabama 1967); Bill Young (Rice 1968); Tim Priest (Alabama 1970); Chris White (UCLA 1985); Preston Warren (Boston College 1988); Deon Grant (Auburn 1999)

Yards returned—100, Ray Martin (Louisville 1953)

Longest pass interception return—100, Ray Martin (Louisville 1953)

Longest fumble-in-air return—107, J. A. Caldwell (Sewanee 1905)

Touchdowns by interception—1, set by many, last **Brian Randolph (Kentucky 2014)**

■ PUNT RETURNS

Punts returned—7, Jerry Smith (Auburn 1964); Bobby Majors (Georgia 1969 and South Carolina 1970); Eddie Brown (Wake Forest 1972); Terry Fair (Vanderbilt 1996 and Auburn 1997); Eric Parker (Vanderbilt 1999 and Syracuse 2001) and Dennis Rogan (South Carolina 2008)

Yards returned—157, Terry Fair (Auburn 1997; 7 returns)

Average per return (min. 3 ret.)—45.0, Bert Rechichar (Washington & Lee 1950; 3 for 135)

Longest punt return—100, Bert Rechichar (Washington & Lee 1950)

Touchdowns by punt return—1, set by many, last **Cameron Sutton (at Vanderbilt 2014)**

■ KICKOFF RETURN

Kickoffs returned—7, Willie Gault (Southern California 1981)

Yards returned—207, LaMarus Coker (Florida 2007)

Longest kickoff return—100, Willie Gault (Pittsburgh 1980); Pete

Panuska (Maryland 1984); Peerless Price (Alabama 1998);

Leonard Scott (Georgia 1999)

Most TDs by kickoff return—1, set by several

■ MISCELLANEOUS RETURN RECORDS

Touchdown By Receiving/Rushing and Return In A Game —

Carl Pickens (Louisville 1991) 75-yd rec./67-yd punt return

Willie Gault (Kentucky 1980) 48-yd rec./92-yd kickoff return

Gary Moore (Auburn 1979) 10-yd rush/98-yd kickoff return

Stanley Morgan (Maryland 1975) 50-yd rush/70-yd punt return

Cordarrelle Patterson (at Miss State 2012) 11-yd rec./98-yd kickoff return

Touchdown By Interception/Kickoff/Punt Returns In A Game — vs. Washington & Lee, 1950: Burt Rechichar 100-yd punt return, Jimmy Hahn 83-yd kickoff return, Burt Rechichar 50-yd interception return

■ TOTAL KICK/PUNT RETURNS

Total kicks returned—10, Willie Gault (Memphis State 1981)

Yards on punt & kickoff returns—210, Dale Carter (Kentucky 1990)

Average per return (min. 4 ret.)—48.8, Bobby Majors (Penn State 1971; 4 for 195)

Touchdowns by kick returns—1, set by several

■ TOTAL ALL-PURPOSE YARDS

Plays—44, Arian Foster (Vanderbilt 2005)

Yards—294, Chuck Webb (Mississippi 1989)

■ SCORING

Points—30, Gene McEver (South Carolina 1929)

Modern record—24, Bob Lund (Vanderbilt 1945); Harold Payne (Washington & Lee 1951); Hubert Simpson (Notre Dame 1979);

Tony Thompson (Vanderbilt 1990); James Stewart (Georgia

1994); Jamal Lewis (Kentucky 1997)

Points by Kicking—17, Alan Duncan (Kentucky 1978; 5-6 FG, 2-2

PAT); Fuad Reveiz (Memphis State 1982; 5-5 FG, 2-2 PAT);

Alex Walls (Wyoming 2002; 4-4 FG, 5-5 PAT); Derrick Brodus

(Akron, 2012 4-4 FG, 5-5 PAT)

Touchdowns—5, Gene McEver (South Carolina 1929) Modern

record—4, Bob Lund (Vanderbilt 1945); Herky Payne

(Washington & Lee 1951); Hubert Simpson (Notre Dame 1979);

Tony Thompson (Vanderbilt 1990); James Stewart (Georgia

1994); Jamal Lewis (Kentucky 1997)

RECORDS

Point-After-Touchdowns Attempted—10, Alex Walls (La.-Monroe 2000)

Point-After-Touchdowns Made—10, Alex Walls (La.-Monroe 2000)

Percentage PATs Made—100.0, Alex Walls (La.-Monroe 2000; 10 of 10)

Two-Point Conversions Attempted—2, Six times; most recent: Cedric Houston (Kentucky 2004)

Two-Point Conversions Made—2, Kenny Jones (Alabama 1982); Thomas Woods (Alabama 1987)

Blocked Extra-Point Return—1, Floyd Miley (Mississippi 1990; 97 yards)

Field Goals Attempted—6, Alan Duncan (Kentucky 1978)

Longest Field Goal Attempted—63, Fuad Reveiz (Wash. State 1984)

Field Goals Made—5, Alan Duncan (Kentucky 1978); Fuad Reveiz (Memphis State & Kentucky 1982); Alex Walls (Florida 2000)

Longest Field Goal Made—60, Fuad Reveiz (Georgia Tech 1982)

INDIVIDUAL SEASON (FROM 1937)

■ RUSHING

Attempts—291, Travis Stephens 2001

Yards—1,464, Travis Stephens 2001

Yards by QB—593, Jimmy Streater 1978

Yards per game—130.7, Jay Graham 1995 (1,438 yards in 11 games)

100-yard games—11, Jay Graham 1995

Highest avg. per rush—

Min. 100 rushes—7.94, Hank Lauricella 1951 (111 for 881 yards)

Min. 200 rushes—5.91, Chuck Webb 1989 (209 for 1,236 yards)

Touchdowns rushing—18, Gene McEver 1929

Modern record—17, Reggie Cobb 1987

Touchdowns rushing by quarterback—11, Heath Shuler 1992

■ PASSING

Attempts—519, Erik Ainge 2007

Completions—325, Erik Ainge 2007

Completion percentage—

Min. 100 atts.—64.9, Daryl Dickey 1985 (85 of 131)

Min. 200 atts.—64.6, Heath Shuler 1993 (184 of 285)

Min. 300 atts.—67.0, Erik Ainge 2006 (233 of 348)

Min. 400 atts.—62.6, Erik Ainge 2007 (325 of 519)

Yards—3,819, Peyton Manning 1997

Touchdown passes—36, Peyton Manning 1997

Consecutive games throwing TD pass—12, Heath Shuler 1993

Consecutive completions—24, Tee Martin 1998 (1 vs. Alabama, 23 vs. South Carolina)

Consecutive attempts without interception—143, Casey Clausen 2003

Passes had intercepted—16, Jimmy Streater 1979

Lowest interception percentage—

Min. 100 atts.—0.76, Daryl Dickey 1985 (1 in 131 atts.)

Min. 200 atts.—1.05, Peyton Manning 1995 (4 in 380 atts.)

Min. 300 atts.—1.05, Peyton Manning 1995 (4 in 380 atts.)

Min. 400 atts.—1.93, Erik Ainge 2007 (10 in 519 atts.)

■ TOTAL OFFENSE

Rushing & passing plays—535, Erik Ainge (2007)

Rushing & passing yards—3,789, Peyton Manning (1997)

Average per game—315.8, Peyton Manning 1997 (-30 rushing, 3,819 passing, 12 games)

Average per play—

Min. 100 plays—7.6, Hank Lauricella 1951 (162 for 1,233 yards)

Min. 300 plays—7.7, Erik Ainge 2006 (374 for 2,887 yards)

Min. 400 plays—7.67, Tyler Bray 2012 (466 for 3,578 yards)

Min 500 plays—7.2, Peyton Manning 1997 (526 for 3,789 yards)

Touchdowns responsible for—39, Peyton Manning 1997 (3 rushing, 36 passing)

■ RECEIVING

Receptions—76, Marcus Nash 1997

Yards—1,298, Robert Meachem 2006

Average per game—99.8, Robert Meachem 2006 (1,298 yards, 13 games)

Average per reception—

Min. 50 rec.—18.3, Robert Meachem 2006 (71 for 1,298)

Min. 75 rec.—15.4, Marcus Nash 1997 (76 for 1,170)

Touchdown receptions—13, Marcus Nash 1997

Consecutive games with TD catch—6, Joey Kent 1995

Receptions by tight end—41, Chris Brown 2007

Yards by tight end—562, Mychal Rivera, 2012

Touchdown receptions by tight end—7, Austin Denney 1966

■ PUNTING

Punts—80, Matt Darr 2014

Punting Yards—3,378, Matt Darr 2014

Average per punt—

Min. 25 punts—46.9, Jimmy Colquitt 1982 (45 for 2,110 yards)

Min. 50 punts—45.3, Dustin Colquitt 2003 (68 for 3,081 yards)

■ INTERCEPTIONS

Passes intercepted—10, Bobby Majors (1970)

Yards returned—265 (on 7) Eric Berry (2008)

Average per interception return—

Min. 5 returns—44.4, Eric Berry 2007 (5 for 222)

Min. 10 returns—17.7, Bobby Majors 1970 (10 for 177)

Touchdowns by interception—3, Prentiss Waggner 2010

■ PUNT RETURNS

Punts returned—42, Bobby Majors 1971; Eddie Brown 1972

Yards returned—457, Bobby Majors 1969

Average per return (min. 1.2 per game)—*25.9, Bill Blackstock 1951 (12 for 311 yards)

Touchdowns by punt return—2, Eddie Brown 1973; Bobby Majors 1969 & 1971; Stanley Morgan 1975; Terry Fair 1996

■ KICKOFF RETURNS

Kickoffs returned—33, David Oku (2009)

Yards returned—863, David Oku (2009)

Average per return—

Min. 20 ret.—28.0, Cordarrelle Patterson, 2012 (24 for 671 yards)

Min. 30 ret.—26.2, David Oku 2009 (33 for 863 yards)

Touchdowns by kickoff return—*3, Willie Gault 1980

■ TOTAL KICK RETURNS

Total kicks returned—59, Willie Gault 1981 (31 punt, 28 kickoff)

Yards on punt & kickoff returns—987, Willie Gault 1981

Touchdowns by kick return—3, Willie Gault 1980

Touchdowns by kick & punt return—Bobby Gordon 1957, Cordarrelle Patterson 2012

■ TOTAL ALL-PURPOSE YARDS

Plays—310, Travis Stephens 2001

Yards—1,858, Cordarrelle Patterson, 2012

■ SCORING (FROM 1929)

Points—130, Gene McEver 1929

Modern record—120, Reggie Cobb 1987

Points by kicking—115, Daniel Lincoln 2007

Touchdowns—21, Gene McEver 1929

Modern record—20, Reggie Cobb 1987

Points-after-touchdowns attempted—59, John Becksvoort 1993

Point-after-touchdowns made—59, John Becksvoort 1993

Percentage PATs made (min. 35 atts.)—100.0, John Becksvoort 1993 (59 of 59); Greg Burke 1990 (50 of 50); James Wilhoit 2003 (41 of 41); John Becksvoort 1994 (39 of 39); Alex Walls 2000 & 2001 (both 39 of 39); Greg Burke 1989 (36 of 36); John Becksvoort 1992 (35 of 35)

Two-point conversions attempted—3, Hal Wantland 1964; Condredge Holloway 1973 & 1974

Two-point conversions made—2, Bobby Morton 1962; Condredge Holloway 1973; Larry Seivers 1974; Tommy West 1974; Mike Gayles 1975; Kenny Jones 1982; Thomas Woods 1987; Alvin Harper 1987

Field goals attempted—31, Fuad Reveiz 1982

Field goals made—27, Fuad Reveiz 1982

Field goals made by freshman—21, Daniel Lincoln 2007

Field-goal percentage—

Min. 10 atts.—92.0, John Becksvoort 1993 (12 of 13)

Min. 20 atts.—90.0, Alex Walls 2000 (18 of 20)

Min. 30 atts.—87.1, Fuad Reveiz 1982 (27 of 31)

Consecutive Field Goals Made—18, Fuad Reveiz 1984



INDIVIDUAL CAREER (FROM 1928)

■ RUSHING

Attempts—560, Montario Hardesty 2005-09
Yards—3,078, Travis Henry 1997-2000
Average per rush (min. 250 rushes)—6.67, Charlie Garner 1992-93 (313 for 2,089 yards)
Average per game—103.0, Jamal Lewis 1997-99 (2,677 yards, 26 games)
100-yard games—15, Travis Henry 1997-2000
Touchdowns rushing—37, Gene McEver 1928-31
Modern record—35, James Stewart 1991-94
Touchdowns rushing by quarterback—16, Tee Martin 1996-99

■ PASSING

Attempts—1,381, Peyton Manning 1994-97
Completions—863, Peyton Manning 1994-97
Completion percentage—
Min. 100 atts.—63.0, Daryl Dickey 1981-85 (102 of 162)
Min. 400 atts.—62.5, Peyton Manning 1994-97 (863 of 1,381)
Min. 500 atts.—62.5, Peyton Manning 1994-97 (863 of 1,381)
Min. 750 atts.—62.5, Peyton Manning 1994-97 (863 of 1,381)
Yards—11,201, Peyton Manning 1994-97
Touchdown passes—89, Peyton Manning 1994-97
Consecutive games throwing TD pass—18, Heath Shuler Oct. 17, 1992-Jan. 1, 1994
Passes had intercepted—38, Andy Kelly 1988-91
Lowest interception percentage—
Min. 150 atts.—1.23, Daryl Dickey 1981-85 (2 in 162 atts.)
Min. 400 atts.—2.34, Heath Shuler 1991-93 (12 in 513 atts.)
Min. 500 atts.—2.34, Heath Shuler 1991-93 (12 in 513 atts.)
Min. 750 atts.—2.39, Peyton Manning 1994-97 (33 in 1,381 atts.)

■ TOTAL OFFENSE

Rushing & passing plays—1,534, Peyton Manning 1994-97
Rushing & passing yards—11,020, Peyton Manning 1994-97
Average per game—258.5, Tyler Bray, 2010-12 (7,237 yards, 28 games)
Average per play—
Min. 800 plays—7.36, Tyler Bray 2010-12 (983 for 7,237 yards)
Min. 900 plays—7.36, Tyler Bray 2010-12 (983 for 7,237 yards)
Min. 1,000 plays—7.18, Peyton Manning 1994-97 (1,534 for 11,020 yards)
Touchdowns responsible for—101, Peyton Manning 1994-97 (12 rushing, 89 passing)

■ RECEIVING

Receptions—183, Joey Kent 1993-96
Yards—2,814, Joey Kent 1993-96
Average per game—85.8, Kelley Washington 2001-02 (1,453 yards, 17 games)
Average per reception (min. 100 rec.)—18.8, Joey Kent 1993-96 (183 for 2,814 yards)
Touchdown receptions—25, Joey Kent 1993-96
Receptions by tight end—98, Reggie Harper 1977-80
Yards by tight end—1,141, Reggie Harper 1977-80
Touchdowns receptions by tight end—9, Austin Denney 1965-66; Ken DeLong 1967-69
Consecutive Games with TD Reception—6, Cory Fleming, Jan. 1-Oct. 2, 1993 (9 TDs); Joey Kent 1995 (8 TDs)

■ PUNTING

Punts—204, Craig Colquitt 1975-77
Punting yards—10,216, Dustin Colquitt 2001-04
Average per punt (min. 75 punts)—43.9, Jimmy Colquitt 1981-84 (201 for 8,816 yards)

■ INTERCEPTIONS

Passes intercepted—18, Tim Priest 1968-70
Yards returned—494, Eric Berry 2007-09
Average per return—
Min. 10 ret.—35.3, Eric Berry 2007-09 (14 for 494 yards)
Min. 15 ret.—19.5, Conrad Graham 1970-72 (15 for 293)
Touchdowns by interception—*5, Jackie Walker 1969-71

■ PUNT RETURNS

Punts returned—117, Bobby Majors 1969-71
Yards returned—1,163, Bobby Majors 1969-71
Average per return—
Min. 50 ret.—14.7, Bert Rechichar 1949-51 (55 for 808 yards)
Min. 100 ret.—9.9, Bobby Majors 1969-71 (117 for 1,163 yds.)
Touchdowns by punt return—4, Bobby Majors 1969-71

■ KICKOFF RETURNS

Kickoffs returned—78, Willie Gault 1979-82
Yards returned—1,854, Willie Gault 1979-82
Average per return—
Min. 12 ret.—32.6, George Cafego 1937-79 (12 for 391 yards)
Min. 30 ret.—25.7, Dale Carter 1990-91 (44 for 1,130 yards)
Min. 50 ret.—23.8, Willie Gault 1979-82 (78 for 1,854 yards)
Touchdowns by kickoff return—4, Willie Gault 1979-82

■ TOTAL KICK RETURNS

Total kicks returned—156, Willie Gault 1979-82 (78 punt, 78 kickoff)
Yards on punt & kickoff returns—2,513, Willie Gault 1979-82
Average per return—
Min. 60 ret.—23.2, Leonard Scott, 1999-2002 (77 for 1,788 yds.)
Min. 100 ret.—16.1, Willie Gault, 1979-82 (156 for 2,513 yards)
Touchdowns by kick return—5, Willie Gault 1979-82

■ TOTAL ALL-PURPOSE YARDS

Plays—740, Arian Foster, 2005-08
Yards—4,642, Stanley Morgan 1973-76

■ SCORING

Points—371, Jeff Hall 1995-98
Touchdowns—44, Gene McEver 1928-31
Modern record—39, Stanley Morgan 1973-76; James Stewart 1991-94
Consecutive games scoring touchdown—11, Travis Stephens, Nov. 4, 2000-Nov. 3, 2001 (12 rush, 1 rec.)
Point-after-touchdowns attempted—194, Jeff Hall 1995-98
Point-after-touchdowns made—188, Jeff Hall 1995-98
Point-after-touchdown percentage (min. 100 atts.)—100.0, John Becksvoort 1991-94 (161 of 161)
Consecutive point-after-touchdowns made—161, John Becksvoort 1991-94
Two-point conversions attempted—8, Condredge Holloway 1972-74
Two-point conversions made—3, Bobby Morton 1960-63; Condredge Holloway 1972-74
Field goals attempted—95, Fuad Reveiz 1981-84
Field goals made—71, Fuad Reveiz 1981-84
Field-goal percentage—
Min. 50 made—77.9, Alex Walls 1999-2002 (53 of 68)
Min. 70 made—74.7, Fuad Reveiz 1981-84 (71 of 95)

■ MISCELLANEOUS

Games played—52, Dustin Colquitt, 2001-04; Denarius Moore 2007-10; Luke Stocker 2007-10
Games played by position player—52, Denarius Moore 2007-10; Luke Stocker 2007-10
Games started—51, Dustin Colquitt 2001-04
Games started by position player—50, Jonathan Hefney 2004-07 (51 played)
Consecutive games started—50, Jeff Hall 1995-98; Jonathan Hefney 2004-07
Wins as starting quarterback—39, Peyton Manning 1994-97 (45 games)

*Modern NCAA record; +NCAA statistical champion

TEAM OFFENSE RECORDS

TOTAL OFFENSE

■ **GAME**

Plays—95, at **South Carolina, 2014**; vs. Mississippi State 1991
Yards—718, vs. Troy 2012
Yards per Play—10.9, vs. Kentucky (54/590), 2000

■ **SEASON**

Plays—993 in 2007
Yards—5,794 in 1997
Yards per Play—6.9 in 1993
Yards per Game—482.8 in 1997

RUSHING

■ **GAME**

Attempts—75, vs. Kentucky 1980
Yards—513, vs. Washington & Lee 1951
Yards per Attempt—10.7, vs. Tenn. Tech (44/469), 1951
Touchdowns—8, vs. Washington & Lee 1951

■ **SEASON**

Attempts—593 in 1976
Yards—3,068 in 1951
Yards per Attempt—5.9 in 1993
Touchdowns—40 in 1951
Yards per Game—306.8 in 1951

PASSING

■ **GAME**

Attempts—65, vs. Florida 1996
Completions—38 vs. Missouri 2012
Consecutive Completions—23, at So. Carolina 1998
Interceptions—5, vs. Duke 1949; vs. Auburn 2004
Completion Percentage (Min. 10 atts.) *96.0, at South Carolina 1998 (24 of 25); (Min. 40 atts.) 82.9, vs. Cincinnati 2011 (34 of 41)
Yards—545, at Kentucky 1997
Touchdowns—7, at Chattanooga 2007

■ **SEASON**

Attempts—534 in 2007
Completions—333 in 2007
Consecutive Completions—24 in 1998
Interceptions—20 in 1979
Fewest Interceptions—4 in 1992 and 1995
Completion Percentage—65.0 in 1993 (208 of 320)
Yards—3,981 in 1997
Touchdowns—37 in 1997
Yards per Game—331.8 in 1997

SCORING

■ **GAME (FROM 1937)**

Points—70, vs. La.-Monroe 2000
Points, Quarter—35, vs. Arkansas 2000
Points, Half—49, vs. La.-Monroe 2000
Points by Kicking—17 vs. Akron, 2012 (4-4 FG, 5-5 PAT); vs. Wyoming 2002 (4-4 FG, 5-5 PAT); vs. Memphis St. 1982 (5-5 FG, 2-2 PAT); vs. Kentucky 1978 (5-6 FG, 2-2 PAT)
Touchdowns—10 vs. La.-Monroe 2000; vs. Tennessee Tech 1951

Point-After-Touchdowns Made—10, vs. La.-Monroe 2000
Two-Point Conversions Made—2 at LSU 2000; at UCLA 1994; at Alabama 1987; vs. Alabama 1982; vs. Clemson 1974
Field Goals Made—5 vs. Florida 2000; vs. Kentucky 1982; vs. Memphis State 1982; vs. Kentucky 1978

■ **SEASON**

Points—471 in 1993
Points per Game—42.8 in 1993 (471 in 11 games)
Touchdowns—62 in 1993
Field Goals Made—27 in 1982
Point-After-Touchdowns Made—59 in 1993
Consecutive Point-After-Touchdowns Made 168 from Sept. 28, 1991, to Sept. 16, 1995)
Two-Point Conversions Attempted—8 in 1974
Two-Point Conversions Made—5 in 1974

PUNTING

■ **GAME**

Punts—15 vs. Rice 1947 Orange Bowl; 14 vs. Kentucky 1976; vs. Georgia 1968; vs. Alabama 1944
Yards—627, vs. Georgia 1968
Average (Min. 5)—53.0 (all 5 for 265 yards) vs. Auburn 1983; at LSU 1982; at Vanderbilt 1956

■ **SEASON**

Punts—139 in 1937
Punts per Game—*13.9 in 1937 (139 in 10 games)
Yards—5,620 in 1937
Average—45.1 in 1982

PUNT RETURNS

■ **GAME**

Returns—10, vs. Tennessee Tech 1947
Yards—192, vs. Chattanooga 1951

■ **SEASON**

Returns—68 in 1939 and 1940
Yards—974 in 1940

KICKOFF RETURNS

■ **GAME**

Returns—9, at Florida 2007; at Alabama 1987
Yards—260, at Florida 2007 (9 returns)

■ **SEASON**

Returns—60 in 2007
Yards—1,462 in 2007
Average per Return—25.6 in 1946

MISCELLANEOUS

■ **GAME**

First Downs—35, vs. Georgia 1997; vs. Troy 2012; at **South Carolina, 2014**
First Downs, Rushing—24, vs. Wofford 1952
First Downs, Passing—23 vs. Northwestern 1997 Citrus Bowl; vs. Troy 2012

Time of Possession—42:11, vs. Kentucky 1980
Penalties—15, vs. Oklahoma 1939 Orange Bowl; at Florida 1999
Penalty Yards—155, at Miss. State 1954 (12 penalties)
Fewest Penalties—0, vs. Austin Peay, 2013, vs. LSU 2007; at Miss. St. 1990
Fewest Penalty Yards—0, vs. Austin Peay, 2013, vs. LSU 2007; at Miss. St. 1990
Fumbles—8 vs. Florida 2002; at Kentucky 1981; at Mississippi; 1977; at Mississippi 1975; vs. Santa Barbara 1971; vs. Chattanooga 1949; at Alabama 1949
Fumbles Lost—6 vs. Santa Barbara 1971; at Alabama 1963

■ **SEASON**

First Downs—300 in 1997
First Downs, Rushing—150 in 1987
First Downs, Passing—178 in 2012
Penalties—95 in 2002
Penalty Yards—884 in 2003
Fumbles—50 in 1977
Fumbles Lost—31 in 1971
Fewest Fumbles—13 in 1990 and 2004
Fewest Fumbles Lost—3 in 1990

LARGEST MARGIN OVERCOME TO WIN

■ **GAME**

25 — UT vs. Vanderbilt, Nov. 28, 1987 (trailed 28-3 in 2nd qtr., won 38-36)
24 — UT at Notre Dame, Nov. 9, 1991 (trailed 31-7 in 2nd qtr., won 35-34)
21 — UT at Kentucky, Nov. 17, 2001 (trailed 21-0 in 2nd qtr., won 38-35)
21 — UT at LSU, Sept. 26, 2005 (trailed 21-0 in 3rd qtr., won 30-27 ot)
18 — UT vs. Arkansas, Nov. 14, 1998 (trailed 21-3 in 2nd qtr., won 28-24)

■ **SECOND HALF**

21 — UT at LSU, Sept. 26, 2005 (trailed 21-0 in 3rd qtr., won 30-27 ot)
17 — UT at Notre Dame, Nov. 9, 1991 (trailed 31-14 in 3rd qtr., won 35-34)
16 — UT vs. Virginia, Jan. 1, 1991, Sugar Bowl (trailed 16-0 in 3rd qtr., won 23-22)
15 — UT at Kentucky, Nov. 18, 1995 (trailed 24-9 in 3rd qtr., won 34-31)
15 — UT vs. Vanderbilt, Nov. 17, 2007 (trailed 24-9 in 4th, won 25-24)

■ **FOURTH QUARTER**

17 — UT at LSU, Sept. 26, 2005 (trailed 24-7, won 30-27 ot)
15 — UT vs. Vanderbilt, Nov. 17, 2007 (trailed 24-9, won 25-24)
14 — UT vs. Alabama, Oct. 20, 1984 (trailed 27-13, won 28-27)
*14 — UT vs. Colorado, Aug. 26, 1990, Pigskin Classic (trailed 31-17, tied 31-31)
14 — UT at South Carolina, Nov. 1, 2014 (trailed 42-28, won 45-42 ot) (Trailed by 14 with 2:00 left in regulation)



LARGEST LEAD RELINQUISHED IN LOSS

■ GAME

21 — UT vs. Maryland, Dec. 22, 1984, Sun Bowl (led 21-0 in 3rd qtr., lost 28-27)

*19 — UT at Auburn, Sept. 29, 1990 (led 19-0 in 2nd qtr., tied 26-26)

*16 — Tennessee vs. UCLA, Sept. 14, 1985 (led 26-10 in 4th qtr., tied 26-26)

16 — UT at Florida, Sept. 16, 1995 (led 30-14 in 2nd qtr., lost 62-37)

TEAM DEFENSE RECORDS

RUSHING

■ GAME

Fewest Attempts Allowed—14 at Georgia 1994

Fewest Yards Allowed—

Minus-39 vs. Tulsa 1943 Sugar Bowl

Minus-15 vs. Auburn 1997

Minus-13 vs. Florida 1998

Minus-12 vs. Air Force 1971 Sugar Bowl

Minus-9 vs. Wofford 1952

Minus-8 vs. Citadel 1983

Minus-6 vs. Tennessee Tech 1947

Minus-1 at Memphis State 1992

Fewest Yards per Attempt Allowed—

-0.71 vs. Auburn 1997 (21 for minus-15)

-0.5 vs. Air Force 1971 Sugar Bowl

-0.43 vs. Florida 1998 (30 for minus-13)

-0.38 vs. Wofford 1952 (24 for minus-9)

-0.30 vs. Citadel 1983 (27 for minus-8)

-0.24 vs. Tennessee Tech 1947 (25 for minus-6)

-0.04 at Memphis State 1992 (28 for minus-1)

-0.03 at Vanderbilt 1996 (30 for minus-1)

■ SEASON

Fewest Attempts Allowed—231 in 1945 (9 games); 338 in 2000 (11 games)

Fewest Yards Allowed—385 in 1945

Fewest Touchdowns Allowed—0 in 1939

Lowest Yards per Attempt Allowed—1.7 in 1945

Lowest Yards per Game Allowed—42.8 in 1945

PASSING

■ GAME

Fewest Attempts Allowed—*0 vs. Georgia Tech 1977

Fewest Completions Allowed—0 vs. Georgia Tech 1977 (0 atts.); at Vanderbilt 1952 (6 atts.); at Mississippi State 1950 (1 att.); vs. Rice 1947 Orange Bowl (4 atts.)

Lowest Comp. Percentage Allowed (Min. 10 atts.)—15.4 vs. Chattanooga 1947 (2 of 13)

Fewest Yards Allowed—Minus-3 vs. Kentucky 1949 (1 comp.)

15 — UT vs. Georgia, Sept. 6, 1980 (led 15-0 in 3rd qtr., lost 16-15)

■ SECOND HALF

21 — UT vs. Maryland, Dec. 22, 1984, Sun Bowl (led 21-0 in 3rd qtr., lost 28-27)

*17 — UT at Auburn, Sept. 29, 1990 (led 26-9 in 4th qtr., tied 26-26)

*16 — UT vs. UCLA, Sept. 14, 1985 (led 26-10 in 4th qtr., tied 26-26)

15 — UT vs. Georgia, Sept. 6, 1980 (led 15-0 in 3rd qtr., lost 16-15)

■ SEASON

Fewest Attempts Allowed—109 in 1937

Fewest Completions Allowed—44 in 1937

Lowest Comp. Percentage Allowed—37.9 in 1952

Fewest Yards Allowed—392 in 1939

Fewest Touchdowns Allowed—0 in 1939

Lowest Yards per Game Allowed—39.2 in 1939

Most Sacks—50 in 2000

Most Passes Broken Up—72 in 2001

Most Quarterback Pressures—108 in 1998

TOTAL DEFENSE

■ GAME

Fewest Plays Allowed—33 at Vanderbilt 1946

Fewest Yards Allowed—13 at Vanderbilt 1952

Fewest Yards per Play Allowed—0.3 at Vanderbilt 1952 (43 for 13 yards)

■ SEASON

Fewest Plays Allowed—368 in 1945

Fewest Yards Allowed—1,023 in 1939

Fewest Yards per Play Allowed—2.2 in 1939

Fewest Yards per Game Allowed—102.3 in 1939

INTERCEPTIONS

■ GAME

Interceptions—8 vs. Alabama 1970

Yards—214 vs. South Carolina 1971 (5 int.)

Touchdowns—2 vs. Mississippi 2010; vs. Hawaii 1972; vs. Penn State 1971; vs. South Carolina 1971; vs. Florida 1970

■ SEASON

Interceptions—36 in 1970

Yards—*782 in 1971

Average per Return—*31.3 in 1971 (25 for 782)

Touchdowns—*7 in 1971

PUNTING

■ GAME

Punts Forced—15 at Duke 1946

Lowest Average (Min. 5)—24.8 vs. Chattanooga 1946 (8 for 198 yards)

Punts Blocked—2 vs. La.-Monroe 2000; vs. Kentucky 1986

■ FOURTH QUARTER

*17 — UT at Auburn, Sept. 29, 1990 (led 26-9, tied 26-26)

*16 — UT vs. UCLA, Sept. 14, 1985 (led 26-10, tied 26-26)

14 — UT vs. Army, Oct. 11, 1986 (led 21-7, lost 25-21)

*Tie game.

■ SEASON

Punts Forced—123 in 1940

Lowest Average—32.9 in 1940 & 1961

Most Punts Blocked—6 in 1940 & 1949

PUNT RETURNS

■ SEASON

Lowest Average Allowed—3.67 in 2004

KICK RETURNS

■ SEASON

Lowest Average Allowed—13.6 in 1950

MISCELLANEOUS

■ GAME

Defensive Extra Point—97-yard return at Mississippi 1990 (Floyd Miley)

Fewest First Downs Allowed—2 vs. Wofford 1952; at Vanderbilt 1946; vs. Kentucky 1946

Fumbles Forced—9 vs. Mississippi State 1955; vs. Kentucky 1950

Fumbles Recovered—8 vs. Kentucky 1950

Field Goals Blocked—2 at Alabama 2003; at Notre Dame 1991

Punt Blocked—2 vs. La.-Monroe 2000; vs. Kentucky 1986

Sacks—13 vs. Wyoming 1999

■ SEASON

Fewest First Downs Allowed—55 in 1945 (7 games)

Fewest First Downs per Game Allowed—6.0 in 1939 (60 in 10 games)

Opponent Penalties—92 in 2004

Opponent Penalty Yards—759 in 1988

Opponent Fumbles—48 in 1940; 1953

Fumbles Forced—29 (1979)

Fumbles Recovered—28 in 1950

Punts Blocked—6 1940 & 1949

Turnovers Forced—*57 in 1970 (36 int., 21 fumbles)

Turnover margin—Plus-1.916 in 1990 (Plus-23 in 12 games)

Tackles for Loss—114 in 2000 (64 TFLs, 50 sacks)

Tackles for Loss (Excluding Sacks)—83 in 1996

Sacks—50 in 2000

Passes Broken Up—72 in 2001

Quarterback Pressures—108 in 1998

TOTAL OFFENSE

■ INDIVIDUAL GAME

Rushing & passing plays—70, Peyton Manning (Florida 1996)

Rushing & passing yards—530, Tyler Bray (Troy 2012)

Average per play (min. 10 plays)—17.5, George Canale (Chattanooga 1962; 10 rushes, 175 yards)

Touchdowns responsible for—7, Erik Ainge (Kentucky 2007; 7 passing)

■ INDIVIDUAL SEASON

Rushing & passing plays—535, Erik Ainge (2007)

Rushing & passing yards—3,789, Peyton Manning (1997)

Average per game—315.8, Peyton Manning 1997 (-30 rushing, 3,819 passing, 12 games)

Average per play—

Min. 100 plays—7.6, Hank Lauricella 1951 (162 for 1233 yards)

Min. 300 plays—7.7, Erik Ainge 2006 (374 for 2,887 yards)

Min. 400 plays—7.67, Tyler Bray 2012 (466 for 3,578 yards)

Min 500 plays—7.2, Peyton Manning 1997 (526 for 3,789 yards)

Touchdowns responsible for—39, Peyton Manning 1997 (3 rushing, 36 passing)

■ INDIVIDUAL CAREER

Rushing & passing plays—1,534, Peyton Manning 1994-97

Rushing & passing yards—11,020, Peyton Manning 1994-97

Average per game—250.5, Peyton Manning 1994-97 (11,020 yards, 44 games)

Average per play—

Min. 800 plays—7.36, Tyler Bray 2010-12 (983 for 7,237 yards)

Min. 900 plays—7.36, Tyler Bray 2010-12 (983 for 7,237 yards)

Min. 1,000 plays—7.18, Peyton Manning 1994-97 (1,534 for 11,020 yards)

Touchdowns responsible for—101, Peyton Manning 1994-97 (12 rushing, 89 passing)

PLAYS

■ GAME

1. 70 Peyton Manning vs. Florida 1996

2. 67 Casey Clausen vs. Clemson* 2004

3. 66 A.J. Suggs at LSU 2000

66 Andy Kelly vs. Notre Dame 1990

5. 65 Andy Kelly at Florida 1991

6. **64 Joshua Dobbs at S. Carolina 2014**

7. 62 Bubba Wyche at Auburn 1968

8. 59 Andy Kelly vs. Colorado* 1990

9. 57 Tyler Bray vs. Missouri 2012

10. 56 Peyton Manning at Florida 1997

11. 55 Casey Clausen vs. Florida 2002

55 Peyton Manning vs. So. Miss. 1997

55 Peyton Manning at UCLA 1997

14. 54 Casey Clausen, at Auburn 2003

54 Andy Kelly, vs. Miss. State 1991

16. 53 Alan Cockrell, vs. Iowa* 1982

53 Steve Alatorre, vs. Wisc.* 1981

18. 51 Tee Martin, at Florida 1999

51 Tee Martin, at Arkansas 1999

*Neutral Site

TOTAL YARDS

■ GAME

1. 530 Tyler Bray vs. Troy 2012

2. 508 Peyton Manning at Kentucky 1997

3. 475 Peyton Manning vs. Florida 1996

4. **467 Joshua Dobbs at S. Carolina 2014**

5. 417 Tony Robinson vs. UCLA 1985

6. 416 Peyton Manning vs. N.western* 1997

7. 411 Tyler Bray vs. Missouri 2012

8. 409 Peyton Manning vs. So. Miss. 1997

9. 408 Tyler Bray vs. Cincinnati 2011

10. 407 Andy Kelly vs. Notre Dame 1990

11. 394 Tyler Bray vs. Akron 2012

12. 389 Tony Robinson vs. Florida 1984

13. 386 Casey Clausen vs. Clemson*2003

386 Andy Kelly at Florida 1991

15. 383 Andy Kelly vs. Auburn 1991

16. 379 Casey Clausen, vs. Mich.* 2001

17. 376 Erik Ainge, at Kentucky 2007

18. 375 Peyton Manning, vs. Auburn 1997

375 Bobby Scott, vs. Florida 1970

20. 373 Peyton Manning, at Ark. 1995

367 Tyler Bray at S. Carolina 2012

*Neutral Site

■ SEASON

1. 3,789 Peyton Manning 1997

2. 3,578 Tyler Bray 2012

3. 3,490 Erik Ainge 2007

4. 3,156 Peyton Manning 1996

5. 2,960 Peyton Manning 1995

6. 2,933 Casey Clausen 2001

7. 2,923 Casey Clausen 2003

8. 2,887 Erik Ainge 2006

9. 2,819 Andy Kelly 1991

10. 2,748 Jonathan Crompton 2009

11. 2,634 Tee Martin 1999

■ 3,000-YARD SEASONS

Year Name (Class), Pos. Plays-Yds.

1997 Peyton Manning (Sr.), QB 526-3,789

2012 Tyler Bray (Jr.) QB 466-3,578

2007 Erik Ainge (Sr.), QB 535-3,490

1996 Peyton Manning (Jr.) QB 322-3,156

■ 2,000-YARD SEASONS

Year Name (Class), Pos. Plays-Yds.

1995 Peyton Manning (So.), QB 421-2,960

2001 Casey Clausen (So.), QB 418-2,933

2003 Casey Clausen (Sr.), QB 476-2,923

2006 Erik Ainge (Jr.), QB 374-2,887

1991 Andy Kelly (Sr.), QB 418-2,819

2009 J. Crompton (Sr.), QB 428-2,748

1999 Tee Martin (Sr.), QB 386-2,634

1998 Tee Martin (Jr.), QB 370-2,451

1993 Heath Shuler (Jr.), QB 331-2,426

2002 Casey Clausen (Jr.), QB 371-2,290

1988 Jeff Francis (Sr.), QB 441-2,289

1990 Andy Kelly (Jr.), QB 312-2,259

1984 Tony Robinson (Jr.), QB 331-2,089

1978 Jimmy Streater (Jr.), QB 344-2,011

■ 1,500-YARD SEASONS

Year Name (Class), Pos. Plays-Yds.

1992 Heath Shuler (So.), QB 329-1,998

1982 Alan Cockrell (So.), QB 347-1,963

2011 Tyler Bray (So.), QB 231-1,913

1986 Jeff Francis (So.), QB 271-1,855

1970 Bobby Scott (Sr.), QB 303-1,786

1966 Dewey Warren (Jr.), QB 299-1,757

2010 Tyler Bray (Fr.), QB 244-1,746

2014 Joshua Dobbs (So.), QB 281-1,675

1983 Alan Cockrell (Jr.), QB 285-1,661

1979 Jimmy Streater (Sr.), QB 243-1,633

1987 Jeff Francis (Jr.), QB 244-1,582

1973 C. Holloway (Jr.), QB 282-1,582

1975 Randy Wallace (Jr.), QB 277-1,529

1968 Bubba Wyche (Sr.), QB 341-1,502

■ 1,000-YARD SEASONS

Year Name (Class), Pos. Plays-Yds.

1969 Bobby Scott (Jr.), QB 281-1,475

2014 Justin Worley (Sr.), QB 297-1,474

2001 Travis Stephens (Sr.), TB 291-1,464

1995 Jay Graham (Jr.), TB 272-1,438

2000 Casey Clausen (Fr.), QB 234-1,431

2004 Erik Ainge (Fr.), QB 225-1,423

1974 C. Holloway (Jr.), QB 233-1,413

2005 Rick Clausen (Sr.), QB 234-1,411

1987 Reggie Cobb (Fr.), TB 250-1,395

1997 Jamal Lewis (Fr.), TB 233-1,374

2010 Matt Simms (Jr.), QB 240-1,352

2009 M. Hardesty (Sr.), TB 283-1,345

1981 Steve Alatorre (Sr.), QB 237-1,330

1990 Tony Thompson (Sr.), TB 224-1,327

1985 Tony Robinson (Sr.), QB 187-1,321

2000 Travis Henry (Sr.), TB 253-1,314

2014 Justin Worley (Jr.) QB 215-1,295

1976 Randy Wallace (Sr.), QB 244-1,295

1984 Johnnie Jones (Sr.), TB 229-1,290

1989 Andy Kelly (So.), QB 188-1,266

1989 Chuck Webb (Fr.), TB 209-1,236

1951 Hank Lauricella (Sr.), TB 162-1,233

2007 Arian Foster (Sr.), TB 245-1,193

1985 Daryl Dickey (Sr.), QB 160-1,165

1993 Charlie Garner (Sr.), TB 159-1,161

1963 Mallon Faircloth (Sr.), TB 212-1,161

1977 Jimmy Streater (So.), QB 241-1,139

1955 Johnny Majors (Jr.), TB 248-1,133

1953 Jimmy Wade (Sr.), TB 221-1,126

2014 Rajion Neal (Sr.) TB 216-1,124

1983 Johnnie Jones (Jr.), TB 191-1,116

1994 Peyton Manning (Fr.), QB 165-1,115

2004 Gerald Riggs, Jr. (Jr.), TB 193-1,107

1956 Johnny Majors (Sr.), TB 167-1,101

1972 C. Holloway (Jr.), QB 243-1,073

1967 Dewey Warren (Sr.), QB 177-1,053

1994 James Stewart (Sr.), TB 171-1,042

2010 Tauren Poole (Jr.), RB 204-1,034

2004 Cedric Houston (Sr.), TB 181-1,005

■ CAREER

1. 11,020 Peyton Manning 1994-97

2. 9,577 Casey Clausen 2000-03

3. 8,473 Erik Ainge 2004-07

4. 7,237 Tyler Bray 2010-12

5. 6,427 Andy Kelly 1988-91

6. 5,900 Jeff Francis 1985-88

7. 5,206 Tee Martin 1996-99

8. 4,807 Jimmy Streater 1976-79

9. 4,472 Heath Shuler 1991-93

10. 4,171 J. Crompton 2006-09

11. 4,068 C. Holloway 1972-74



CAREER YARDS LEADERS

1. PEYTON MANNING, QB (1994-97)

	Plays	Rush	Pass	Total
1994	165	-26	1,141	1,115
1995	421	6	2,954	2,960
1996	422	-131	3,287	3,156
1997	526	-30	3,819	3,789
TOTALS	1,534	-181	11,201	11,020

2. CASEY CLAUSEN, QB (2000-03)

	Plays	Rush	Pass	Total
2000	234	-42	1,473	1,431
2001	418	-36	2,969	2,933
2002	371	-7	2,297	2,290
2003	476	-45	2,968	2,923
TOTALS	1,499	-130	9,707	9,577

3. ERIK AINGE, QB (2004-07)

	Plays	Rush	Pass	Total
2004	214	-29	1,452	1,423
2005	169	-64	737	673
2006	374	-102	2,989	2,887
2007	535	-32	3,522	3,490
TOTALS	1,292	-227	8,700	8,473

4. TYLER BRAY, QB (2010-12)

	Plays	Rush	Pass	Total
2010	244	-103	1,849	1,746
2011	273	-70	1,983	1,913
2012	466	-34	3,612	3,578
TOTALS	983	-207	7,444	7,237

5. ANDY KELLY, QB (1988-91)

	Plays	Rush	Pass	Total
1988	34	-15	98	83
1989	188	-33	1,299	1,266
1990	342	18	2,241	2,259
1991	418	60	2,759	2,819
TOTALS	982	30	6,397	6,427

6. JEFF FRANCIS, QB (1985-88)

	Plays	Rush	Pass	Total
1985	30	2	172	174
1986	271	-91	1,946	1,855
1987	244	70	1,512	1,582
1988	411	52	2,237	2,289
TOTALS	956	33	5,867	5,900

Others	Plays	Rush	Pass	Total
7. Tee Martin, 1996-99	792	614	4,592	5,206
8. Jimmy Streater, 1976-79	836	1,374	3,433	4,807
9. Heath Shuler, 1991-93	671	383	4,089	4,472
10. Jonathan Crompton, 2006-09	730	-16	4,187	4,171
11. Condredge Holloway, 1972-74	758	966	3,102	4,068
12. Alan Cockrell, 1981-83	684	-16	3,823	3,807
13. Bobby Scott, 1968-70	671	209	3,371	3,580
14. Tony Robinson, 1982-85	545	195	3,332	3,527
15. Dewey Warren, 1965-67	602	162	3,357	3,519
16. Randy Wallace, 1974-76	598	572	2,536	3,108
17. Travis Henry, 1997-2000	557	3,078	—	3,078

YEAR-BY-YEAR LEADERS

Year	Name	Rushing	Passing	Total	Per Game
1950	Hank Lauricella	575	364	939	--
1951	Hank Lauricella	881	352	1,233	--
1952	Andy Kozar	660	—	660	--
1953	Jimmy Wade	675	451	1,126	--
1954	Tom Tracy	794	—	794	--
1955	Johnny Majors	657	476	1,133	--
1956	Johnny Majors	549	552	1,101	--
1957	Bobby Gordon	526	260	786	--
1958	Bill Majors	294	215	509	--
1959	Gene Etter	196	298	494	--
1960	Glenn Glass	478	167	645	--
1961	Mallon Faircloth	475	460	935	--
1962	Mallon Faircloth	376	261	637	--
1963	Mallon Faircloth	652	509	1,161	--
1964	Art Galiffa	20	338	358	--
1965	Dewey Warren	121	588	709	--
1966	Dewey Warren	41	1,716	1,757	--
1967	Dewey Warren	—	1,053	1,053	--
1968	Bubba Wyche	-37	1,539	1,502	--
1969	Bobby Scott	123	1,352	1,475	--
1970	Bobby Scott	89	1,697	1,786	162.4
1971	Curt Watson	766	—	766	76.6
1972	Condredge Holloway	266	807	1,073	107.3
1973	Condredge Holloway	433	1,149	1,582	143.8
1974	Condredge Holloway	267	1,146	1,413	128.4
1975	Randy Wallace	211	1,318	1,529	127.4
1976	Randy Wallace	249	1,046	1,295	117.7
1977	Jimmy Streater	397	742	1,139	113.9
1978	Jimmy Streater	593	1,418	2,011	182.8
1979	Jimmy Streater	377	1,256	1,633	181.4
1980	Steve Alatorre	216	747	963	96.3
1981	Steve Alatorre	159	1,171	1,330	133.0
1982	Alan Cockrell	-58	2,021	1,963	178.5
1983	Alan Cockrell	-22	1,683	1,661	151.0
1984	Tony Robinson	126	1,963	2,089	208.9
1985	Tony Robinson	75	1,246	1,321	264.2
1986	Jeff Francis	-91	1,946	1,855	168.6
1987	Jeff Francis	70	1,512	1,582	175.8
1988	Jeff Francis	52	2,237	2,289	208.1
1989	Andy Kelly	-33	1,299	1,266	126.6
1990	Andy Kelly	18	2,241	2,259	188.3
1991	Andy Kelly	60	2,759	2,819	256.3
1992	Heath Shuler	286	1,712	1,998	181.6
1993	Heath Shuler	73	2,353	2,427	220.6
1994	Peyton Manning	-26	1,141	1,115	111.5
1995	Peyton Manning	6	2,954	2,960	269.0
1996	Peyton Manning	-131	3,287	3,156	286.9
1997	Peyton Manning	-30	3,819	3,789	315.8
1998	Tee Martin	287	2,164	2,451	204.3
1999	Tee Martin	317	2,317	2,634	239.5
2000	Casey Clausen	-42	1,473	1,431	159.0
2001	Casey Clausen	-36	2,969	2,933	244.4
2002	Casey Clausen	-7	2,297	2,290	208.2
2003	Casey Clausen	-45	2,968	2,923	224.8
2004	Erik Ainge	-29	1,452	1,423	158.1
2005	Rick Clausen	-30	1,441	1,411	156.8
2006	Erik Ainge	-102	2,989	2,887	240.6
2007	Erik Ainge	-32	3,522	3,490	249.3
2008	Jonathan Crompton	27	889	916	114.5
2009	Jonathan Crompton	-52	2,800	2,748	211.4
2010	Tyler Bray	-103	1,849	1,746	194.0
2011	Tyler Bray	-70	1,983	1,913	273.3
2012	Tyler Bray	-34	3,612	3,578	298.2
2013	Justin Worley	56	1,239	1,295	161.9
2014	Joshua Dobbs	469	1,206	1,675	279.2

*NCAA began compiling per-game averages in 1970.

PASSING

■ INDIVIDUAL GAME

Attempts—65, Peyton Manning (Florida 1996)
 Completions—37, Peyton Manning (Florida 1996); A.J.Suggs (LSU 2000); Tyler Bray (Missouri 2012)

Completion percentage—

- Min. 10 atts.—91.7, David Rudder (Alabama 1978; 11 of 12)
- Min. 20 atts.—*95.8, Tee Martin (South Carolina 1998; 23 of 24)
- Min. 30 atts.—82.9, Tyler Bray (Cincinnati 2011; 34 of 41)

Consecutive completions—23, Tee Martin (South Carolina 1998)

Yards—530, Tyler Bray (Troy 2012)

Yards, half—313, Tyler Bray (Troy 2012)

Touchdown passes—7, Erik Ainge (Kentucky 2007)

Passes had intercepted—4, Bobby Scott (Auburn 1970); Jeff Francis (Alabama 1987); Peyton Manning (Florida 1996)

Longest pass play—90, Casey Clausen to Mark Jones (Georgia 2003)

■ INDIVIDUAL SEASON

Attempts—519, Erik Ainge 2007

Completions—325, Erik Ainge 2007

Completion percentage—

- Min. 100 atts.—64.9, Daryl Dickey 1985 (85 of 131)
- Min. 200 atts.—64.6, Heath Shuler 1993 (184 of 285)
- Min. 300 atts.—67.0, Erik Ainge 2006 (233 of 348)
- Min. 400 atts.—62.6, Erik Ainge 2007 (325 of 519)

Yards—3,819, Peyton Manning 1997

Touchdown passes—36, Peyton Manning 1997

Consecutive games throwing TD pass—12, Heath Shuler 1993

Consecutive completions—24, Tee Martin 1998 (1 vs. Alabama, 23 vs. South Carolina)

Consecutive attempts without interception—143, Casey Clausen 2003

Passes had intercepted—16, Jimmy Streater 1979

Lowest interception percentage—

- Min. 100 atts.—0.76, Daryl Dickey 1985 (1 in 131 atts.)
- Min. 200 atts.—1.05, Peyton Manning 1995 (4 in 380 atts.)
- Min. 300 atts.—1.05, Peyton Manning 1995 (4 in 380 atts.)
- Min. 400 atts.—1.93, Erik Ainge 2007 (10 in 519 atts.)

■ INDIVIDUAL CAREER

Attempts—1,381, Peyton Manning 1994-97

Completions—863, Peyton Manning 1994-97

Completion percentage—

- Min. 100 atts.—63.0, Daryl Dickey 1981-85 (102 of 162)
- Min. 400 atts.—62.5, Peyton Manning 1994-97 (863 of 1,381)
- Min. 500 atts.—62.5, Peyton Manning 1994-97 (863 of 1,381)
- Min. 750 atts.—62.5, Peyton Manning 1994-97 (863 of 1,381)

Yards—11,201, Peyton Manning 1994-97

Touchdown passes—89, Peyton Manning 1994-97

Consecutive games throwing TD pass—18, Heath Shuler Oct. 17, 1992-Jan. 1, 1994

Passes had intercepted—38, Andy Kelly 1988-91

Lowest interception percentage—

- Min. 150 atts.—1.23, Daryl Dickey 1981-85 (2 in 162 atts.)
- Min. 400 atts.—2.34, Heath Shuler 1991-93 (12 in 513 atts.)
- Min. 500 atts.—2.34, Heath Shuler 1991-93 (12 in 513 atts.)
- Min. 750 atts.—2.39, Peyton Manning 1994-97 (33 in 1,381 atts.)

ATTEMPTS

■ GAME

1. 65 Peyton Manning vs. Florida 1996
2. 60 Andy Kelly vs. Notre Dame 1990
3. 59 A.J. Suggs at LSU (OT) 2000
4. 56 Andy Kelly at Florida 1991
5. 55 Casey Clausen vs. Clemson*2004
55 Andy Kelly vs. Colorado* 1990
7. 54 Tyler Bray vs. Missouri 2012
8. 53 Peyton Manning vs. So. Miss.1997
9. 51 Peyton Manning at Florida 1997
10. 48 Tyler Bray at Florida 2011
11. 47 Tyler Bray vs. Troy 2012
47 Erik Ainge at California 2007
47 Casey Clausen at Auburn 2003
14. 46 Erik Ainge vs. Alabama 2006
46 Peyton Manning at Arkansas 1995
16. 45 Erik Ainge at Kentucky 2007
45 Bubba Wyche at Auburn 1968
45 Tyler Bray at Georgia 2012

■ SEASON

1. 519 Erik Ainge 2007
2. 477 Peyton Manning 1997
3. 451 Tyler Bray 2012
4. 412 Casey Clausen 2003
5. 384 Jonathan Crompton 2009
6. 380 Peyton Manning 1996
380 Peyton Manning 1995
8. 361 Andy Kelly 1991
9. 354 Casey Clausen 2001
10. 348 Erik Ainge 2006
11. 314 Jeff Francis 1988
12. 310 Casey Clausen 2002
13. 305 Tee Martin 1999

■ CAREER

1. 1,381 Peyton Manning 1994-97
2. 1,270 Casey Clausen 2000-03
3. 1,210 Erik Ainge 2004-07
4. 922 Tyler Bray 2010-12
5. 846 Andy Kelly 1988-91
6. 768 Jeff Francis 1985-88
7. 629 Jonathan Crompton2006-09
8. 588 Tee Martin 1996-99
9. 568 Alan Cockrell 1981-83
10. 558 Justin Worley 2011-14
11. 513 Heath Shuler 1991-93
12. 498 Bobby Scott 1968-70

COMPLETIONS

■ GAME

1. 37 Tyler Bray vs. Missouri (OT) 2012
37 A.J. Suggs at LSU (OT) 2000
37 Peyton Manning vs. Florida 1996
4. 35 Peyton Manning vs. So. Miss.1997
35 Peyton Manning at Arkansas1995
35 Andy Kelly vs. Notre Dame 2000
7. 34 Tyler Bray vs. Cincinnati 2011
8. 33 Andy Kelly at Florida 1991
33 Andy Kelly vs. Colorado* 1990
10. 32 Erik Ainge at California 2007
11. 31 Casey Clausen vs. Clemson*2004
31 Peyton Manning vs. Georgia1997
31 Peyton Manning at Georgia 1996
14. 30 Casey Clausen vs. Florida 2002
30 Casey Clausen at Auburn 2003

■ SEASON

1. 325 Erik Ainge 2007
2. 287 Peyton Manning 1997
3. 268 Tyler Bray 2012
4. 244 Peyton Manning 1995
5. 243 Peyton Manning 1996
6. 233 Erik Ainge 2006
233 Casey Clausen 2003
8. 228 Andy Kelly 1991
9. 227 Casey Clausen 2001
10. 224 Jonathan Crompton 2009

■ CAREER

1. 863 Peyton Manning 1994-97
2. 775 Casey Clausen 2000-03
3. 733 Erik Ainge 2004-07
4. 540 Tyler Bray 2010-12
5. 514 Andy Kelly 1988-91
6. 476 Jeff Francis 1985-88
7. 348 J. Crompton 2006-09
8. 329 Justin Worley 2011-14
9. 326 Tee Martin 1996-99
10. 317 Alan Cockrell 1981-83
11. 316 Heath Shuler 1991-93

■ CONSECUTIVE COMPLETIONS

1. 24 Tee Martin vs. Alabama/at USC 1998
2. 15 E. Ainge vs. Air Force 2006
3. 14 Tyler Bray vs. Georgia State/Florida 2012
4. 13 Justin Worley vs. Utah State 2014
13 Casey Clausen vs. Kentucky 2000
13 Jeff Francis vs. Indiana*1987
7. 12 Peyton Manning at Kentucky 1997
8. 11 Heath Shuler vs. Louisville 1993



YARDS

■ HALF

1.	313	Tyler Bray vs. Troy (1)	2012
2.	308	Tyler Bray at Memphis (1)	2010
3.	305	J. Crompton vs. Memphis (1)	2009
4.	285	P. Manning vs. N'western* (1)	1997
5.	282	Tyler Bray vs. Cincinnati (1)	2011
	282	Bobby Scott vs. Florida (1)	1970
7.	278	P. Manning at Kentucky (1)	1997
	278	Jeff Francis at Alabama (1)	1987
9.	277	P. Manning vs. Florida (2)	1996
10.	271	Erik Ainge at Kentucky (2)	2007
11.	265	Tyler Bray vs. Mississippi (1)	2010

■ GAME

1.	530	Tyler Bray vs. Troy	2012
2.	523	Peyton Manning at Kentucky	1997
3.	492	Peyton Manning vs. Florida	1996
4.	408	Peyton Manning vs. N'western	1996
5.	405	Tyler Bray vs. Cincinnati	2011
6.	404	Tyler Bray vs. Missouri	2012
7.	401	Tyler Bray vs. Akron	2012
8.	399	Peyton Manning vs. So. Miss.	1997
	399	Andy Kelly vs. Notre Dame	1990
10.	397	Erik Ainge at Kentucky (OT)	2007
11.	393	Casey Clausen vs. Michigan	2001
12.	392	Andy Kelly at Florida	1991
13.	387	Tony Robinson vs. UCLA	1985
14.	385	Bobby Scott vs. Florida	1970
15.	384	Casey Clausen vs. Clemson*	2004
	384	Peyton Manning at Arkansas	1995
17.	373	Peyton Manning vs. Auburn	1997
18.	371	Peyton Manning at Georgia	1996
	371	Tony Robinson vs. Florida	1984
20.	368	Andy Kelly vs. Colorado	1990
	368	Tyler Bray at So. Carolina	2012

■ SEASON

1.	3,819	Peyton Manning	1997
2.	3,612	Tyler Bray	2012
3.	3,522	Erik Ainge	2007
4.	3,287	Peyton Manning	1996
5.	2,989	Erik Ainge	2006
6.	2,969	Casey Clausen	2001
7.	2,968	Casey Clausen	2003
8.	2,954	Peyton Manning	1995
9.	2,800	Jonathan Crompton	2009
10.	2,759	Andy Kelly	1991
11.	2,353	Heath Shuler	1993

■ CAREER

1.	11,201	Tyler Manning	1994-97
2.	9,707	Casey Clausen	2000-03
3.	8,700	Erik Ainge	2004-07
4.	7,444	Tyler Bray	2010-12
5.	6,397	Andy Kelly	1988-91
6.	5,867	Jeff Francis	1985-88
7.	4,592	Tee Martin	1996-99
8.	4,187	Jonathan Crompton	2006-09
9.	4,088	Heath Shuler	1991-93
10.	3,823	Alan Cockrell	1981-83

TOUCHDOWNS

■ GAME

1.	7	Erik Ainge at Kentucky (OT)	2007
2.	5	Tyler Bray vs. Troy	2012
	5	Tyler Bray at Memphis	2010
	5	Jonathan Crompton vs. Memphis	2009
	5	Jonathan Crompton vs. WKU	2009
	5	Casey Clausen vs. Mississippi St.	2003
	5	Casey Clausen vs. Memphis	2001
	5	Casey Clausen vs. Arkansas	2000
	5	Peyton Manning at Kentucky	1997
	5	Peyton Manning vs. Texas Tech	1997
	5	Heath Shuler at Florida	1993
	5	Andy Kelly vs. Kentucky	1990

■ SEASON

1.	36	Peyton Manning	1997
2.	34	Tyler Bray	2012
3.	31	Erik Ainge	2007
4.	27	Jonathan Crompton	2009
	27	Casey Clausen	2003
	25	Heath Shuler	1993
7.	22	Casey Clausen	2001
	22	Peyton Manning	1995
9.	20	Peyton Manning	1996
10.	19	Erik Ainge	2006
		Tee Martin	1998

■ CAREER

1.	89	Peyton Manning	1994-97
2.	75	Casey Clausen	2000-03
3.	72	Erik Ainge	2004-07
4.	69	Tyler Bray	2010-12
5.	36	Jonathan Crompton	2006-09
	36	Heath Shuler	1991-93
	36	Andy Kelly	1988-91
8.	32	Tee Martin	1996-99
	32	Bobby Scott	1968-70
10.	31	Jeff Francis	1985-88

LONGEST PASS PLAYS

1.	90	Casey Clausen to Mark Jones vs. Georgia	2003
2.	87	Andy Kelly to Carl Pickens vs. Auburn	1991
3.	85	Alan Cockrell to Clyde Duncan vs. Vanderbilt	1983
	85	Jimmy Streater to Anthony Hancock vs. Vanderbilt	1979
5.	84	Erik Ainge to Robert Meachem at Memphis	2006
	84	Andy Kelly to Anthony Morgan vs. Arkansas*	1989
7.	82	Andy Kelly to Alvin Harper at Auburn	1990
	82	Bobby Scott to Lester McClain at Memphis State	1969
9.	81	Tyler Bray to Justin Hunter vs. Montana	2011
	+81	Condredge Holloway to Tommy West at Vanderbilt	1974

11.	80	Tyler Bray to Justin Hunter vs. Mississippi	2011
	80	Erik Ainge to Robert Meachem vs. California	2006
	80	Casey Clausen to Donte Stallworth vs. Vanderbilt	2001
	80	Peyton Manning to Peerless Price vs. Kentucky	1996
	80	Peyton Manning to Joey Kent at Alabama	1995
	80	Steve Alatorre to Willie Gault vs. Vanderbilt	1981
	80	Alan Cockrell to Lenny Taylor at Alabama	1983
	80	Alan Cockrell to Clyde Duncan at Alabama	1983

*Non-Scoring Play

CONSECUTIVE GAMES THROWING TD PASS

1.	18	Heath Shuler	10/17/1992-1/1/1994
2.	13	Tony Robinson	9/29/1984-10/12/1985
3.	12	Casey Clausen	11/3/2001-10/5/2002
4.	11	Erik Ainge	9/5/2004-9/15/2005
	11	Peyton Manning	1/1/1996-11/23/1996
6.	10	Tyler Bray	10/30/2010-10/8/2011
	10	Andy Kelly	11/10/1990-10/12/1991

CONSECUTIVE ATTEMPTS W/O INTERCEPTION

1.	143	Casey Clausen	2003
2.	142	Jonathan Crompton	2009
3.	136	Erik Ainge	2006
4.	132	Peyton Manning	1995
5.	118	Erik Ainge	2007
6.	117	Tyler Bray	2012
7.	106	Nick Stephens	2008
	106	Daryl Dickey	1985

*Neutral Site

RECORDS

400-YARD GAMES

■ SEASON

1.	3	Tyler Bray	2012
2.	2	Peyton Manning	1997
3.	1	Tyler Bray	2011

■ CAREER

1.	4	Tyler Bray	2010-12
2.	3	Peyton Manning	1994-97

300-YARD GAMES

■ SEASON

1.	10	Peyton Manning	1997
	6	Tyler Bray	2012
	4	Tyler Bray	2010
	4	Peyton Manning	1996
	4	Peyton Manning	1995
	4	Andy Kelly	1991
	3	Erik Ainge	2007

3	Erik Ainge	2006
3	Casey Clausen	2003
3	Casey Clausen	2001

■ CAREER

1.	18	Peyton Manning	1994-97
	12	Tyler Bray	2010-12
	7	Casey Clausen	2000-03
	6	Erik Ainge	2004-07
	5	Andy Kelly	1988-91

300-YARD GAMES

Yards	Name	Opponent	Year
530	Tyler Bray	Troy	2012
523	Peyton Manning	Kentucky	1997
492	Peyton Manning	Florida	1996
408	Peyton Manning	Northwestern (Citrus Bowl)	1997
405	Tyler Bray	Cincinnati	2011
404	Tyler Bray	Missouri	2012
401	Tyler Bray	Akron	2012
399	Andy Kelly	Notre Dame	1990
399	Peyton Manning	Southern Mississippi	1997
397	Erik Ainge	Kentucky	2007
393	Casey Clausen	Michigan (Citrus Bowl)	2001
392	Andy Kelly	Florida	1991
387	Tony Robinson	UCLA	1985
385	Bobby Scott	Florida	1970
384	Peyton Manning	Arkansas	1995
384	Casey Clausen	Clemson (Peach Bowl)	2004
373	Peyton Manning	Auburn	1997
371	Tony Robinson	Florida	1984
371	Peyton Manning	Georgia	1996
368	Andy Kelly	Colorado	1990
368	Tyler Bray	South Carolina	2012
365	Erik Ainge	Wisconsin (Outback Bowl)	2008
362	Peyton Manning	South Carolina	1996
362	Casey Clausen	Kentucky	2000
358	Jeff Francis	Alabama	1987
355	Andy Kelly	Auburn	1991
355	Heath Shuler	Florida	1993
355	Casey Clausen	Auburn	2003
354	Jeff Francis	Georgia	1988
354	Tyler Bray	Kentucky	2010
353	Peyton Manning	Florida	1997
349	Peyton Manning	Georgia	1995
349	Rick Clausen	Kentucky	2004
343	Peyton Manning	Georgia	1997
342	Casey Clausen	Mississippi State	2003

342	Tyler Bray	Buffalo	2011
341	Peyton Manning	UCLA	1997
338	Bubba Wyche	Auburn	1968
334	Jeff Francis	Army	1986
334	Erik Ainge	Arkansas State	2007
333	Erik Ainge	Air Force	2006
333	Tyler Bray	North Carolina State	2012
332	Casey Clausen	LSU (SEC Title Game)	2001
331	Jonathan Crompton	Memphis	2009
330	Andy Kelly	Mississippi State	1991
326	Peyton Manning	Florida	1995
325	Tyler Bray	Memphis	2010
324	Peyton Manning	Mississippi	1997
324	Erik Ainge	Memphis	2006
323	Tyler Bray	Mississippi	2010
319	Steve Alatorre	Vanderbilt	1981
319	Andy Kelly	Memphis State	1991
319	A.J. Suggs	LSU	2000
317	Peyton Manning	Kentucky	1996
315	Steve Alatorre	Wisconsin (Garden State Bowl)	1981
315	Tee Martin	South Carolina	1998
312	Tyler Bray	No. Carolina (Music City Bowl)	2010
311	Tee Martin	Arkansas	1999
310	Peyton Manning	Texas Tech	1997
310	Rick Clausen	Georgia	2005
310	Jonathan Crompton	Georgia	2009
310	Tyler Bray	Georgia State	2012
309	Jeff Francis	Alabama	1986
309	Casey Clausen	LSU	2001
307	Heath Shuler	Arkansas	1993
304	Peyton Manning	Alabama	1997
302	Erik Ainge	Alabama	2006
301	Peyton Manning	Alabama	1995
301	Joshua Dobbs	South Carolina	2014
300	Tony Robinson	Florida	1985
300	Andy Kelly	Kentucky	1990

WINS BY STARTING QUARTERBACKS

Name (Years)	Overall	Pct.	Home	Road	Neutral
Peyton Manning (1994-97)	39-6-0	.867	22-2-0	13-3-0	4-1-0
Casey Clausen (2000-03)	34-10-0	.773	18-5-0	14-1-0	2-4-0
Erik Ainge (2004-07)	27-10-0	.730	15-4-0	11-4-0	1-2-0
Andy Kelly (1988-91)	24-5-2	.790	14-2-0	8-2-1	2-1-1
C. Holloway (1972-74)	23-9-2	.705	13-3-1	6-5-1	4-1-0
Tee Martin (1996-99)	22-3-0	.880	13-0-0	7-2-0	2-1-0
Bobby Scott (1968-70)	20-3-0	.869	11-0-0	7-2-0	2-1-0
Jeff Francis (1985-88)	20-12-1	.621	10-7-1	7-5-0	3-0-0
Heath Shuler (1991-93)	19-5-0	.792	11-2-0	7-2-0	1-1-0
Dewey Warren (1965-67)	19-6-0	.760	9-2-0	6-3-0	4-1-0
Alan Cockrell (1981-83)	17-8-1	.673	11-4-0	4-3-1	2-1-0
Tyler Bray (2010-12)	13-11-0	.542	10-4-0	2-6-0	1-1-0
Jimmy Streater (1977-79)	13-12-2	.646	11-5-1	2-7-0	0-1-0
Randy Wallace (1974-76)	12-10-0	.545	8-6-0	4-4-0	0-0-0
Bubba Wyche (1967-68)	10-2-1	.807	6-0-1	4-1-0	0-1-0
Tony Robinson (1983-85)	10-5-1	.656	6-2-1	4-2-0	0-1-0
Jonathan Crompton (2006-09)	10-9-0	.526	8-3-0	2-5-0	0-1-0

Note: Quarterback not listed as position prior to 1964.



Vol quarterback Peyton Manning holds most of UT's total offense and passing records and has the most wins by a starting QB with 39.

CAREER YARDS LEADERS

1. PEYTON MANNING, QB (1994-97), NEW ORLEANS, LA.

	Att.	Comp.	Pct.	Yards	TDs
1994	144	89	61.8	1,141	11
1995	380	244	64.2	2,954	22
1996	380	243	63.9	3,287	20
1997	477	287	60.2	3,819	36
TOTALS	1,381	863	62.5	11,201	89

2. CASEY CLAUSEN, QB (2000-03), NORTHRIDGE, CALIF.

	Att.	Comp.	Pct.	Yards	TDs
2000	194	121	64.2	1,473	15
2001	354	227	64.1	2,969	22
2002	310	194	62.6	2,297	11
2003	412	233	56.6	2,968	27
TOTALS	1,270	775	61.0	9,707	75

3. ERIK AINGE, QB (2004-07), HILLSBORO, ORE.

	Att.	Comp.	Pct.	Yards	TDs
2004	198	109	55.1	1,452	17
2005	145	66	45.5	737	5
2006	348	233	67.0	2,989	19
2007	519	325	62.9	3,522	31
TOTALS	1,210	733	60.6	8,700	72

4. TYLER BRAY, QB (2010-12), KINGSBURG, CALIF.

	Att.	Comp.	Pct.	Yards	TDs
2010	224	125	55.8	1,849	18
2011	247	147	59.5	1,983	17
2012	451	268	59.4	3,612	34
TOTALS	922	540	58.6	7,444	69

5. ANDY KELLY, QB (1988-91), DAYTON

	Att.	Comp.	Pct.	Yards	TDs
1988	25	15	60.0	98	0
1989	156	92	59.0	1,299	7
1990	304	179	58.9	2,241	14
1991	361	228	63.2	2,759	15
TOTALS	846	514	60.8	6,397	36

6. JEFF FRANCIS, QB (1985-88), MT. PROSPECT, ILL.

	Att.	Comp.	Pct.	Yards	TDs
1985	20	14	70.0	172	1
1986	233	150	64.4	1,946	9
1987	201	121	60.2	1,512	8
1988	314	191	60.8	2,237	13
TOTALS	768	476	62.0	5,867	31

Others	Att.	Comp.	Pct.	Yds.	TDs
7. Tee Martin, 1996-99, Mobile, Ala.	588	326	55.4	4,592	32
8. Jonathan Crompton, 2006-09, Waynesville, N.C.	629	348	55.3	4,187	36
9. Heath Shuler, 1991-93, Bryson City, N.C.	513	316	61.6	4,088	36
10. Alan Cockrell, 1981-83, Joplin, Mo.	568	317	55.8	3,823	26
11. Justin Worley, 2011-14, Rock Hill, S.C.	558	329	59.0	3,556	23
12. Jimmy Streater, 1976-79, Sylva, N.C.	467	241	51.6	3,433	17
13. Bobby Scott, 1968-70, Rossville, Ga.	498	236	47.4	3,371	32
14. Dewey Warren, 1965-67, Savannah, Ga.	440	258	58.6	3,357	27
15. Tony Robinson, 1982-85, Tallahassee, Fla.	411	253	61.6	3,332	23

YEAR-BY-YEAR LEADERS

Year	Name	Att.	Comp.	Int.	Pct.	TD	Yds.	Avg.*
1950	Hank Lauricella	72	23	7	31.9	5	364	--
1951	Hank Lauricella	51	24	5	47.1	5	352	--
1952	Pat Shires	38	15	3	39.5	4	252	--
1953	Jimmy Wade	63	25	7	39.7	5	451	--
1954	Johnny Majors	24	8	4	33.3	0	107	--
1955	Johnny Majors	65	36	5	55.4	5	476	--
1956	Johnny Majors	59	36	3	61.0	5	552	--
1957	Bobby Gordon	40	20	7	50.0	2	260	--
1958	Bill Majors	25	17	1	68.0	2	215	--
1959	Gene Etter	36	22	4	61.1	3	298	--
1960	Glenn Glass	26	11	2	42.3	2	167	--
1961	Mallon Faircloth	52	31	0	59.6	8	460	--
1962	Bobby Morton	40	20	0	50.0	3	305	--
1963	Mallon Faircloth	75	31	6	41.3	3	509	--
1964	Art Galiffa	59	29	4	49.2	1	338	--
1965	Dewey Warren	79	44	4	55.7	3	588	--
1966	Dewey Warren	229	136	7	59.0	18	1,716	--
1967	Dewey Warren	132	78	5	59.1	6	1,053	--
1968	Bubba Wyche	237	134	7	56.1	14	1,539	--
1969	Bobby Scott	191	92	9	48.2	14	1,352	--
1970	Bobby Scott	252	118	15	46.9	14	1,697	154.3
1971	Jim Maxwell	102	46	8	45.0	1	544	49.5
1972	Condredge Holloway	120	73	3	60.8	3	807	80.7
1973	Condredge Holloway	154	89	4	57.8	10	1,149	104.5
1974	Condredge Holloway	133	76	5	57.1	5	1,146	104.2
1975	Randy Wallace	145	72	11	49.7	8	1,318	109.8
1976	Randy Wallace	130	68	6	52.4	4	1,046	95.1
1977	Jimmy Streater	105	59	4	56.2	4	742	74.2
1978	Jimmy Streater	198	101	10	51.0	4	1,418	128.9
1979	Jimmy Streater	161	80	16	49.7	9	1,256	139.5
1980	Steve Alatorre	119	58	10	48.7	5	747	74.7
1981	Steve Alatorre	154	81	10	52.6	8	1,171	117.1
1982	Alan Cockrell	294	174	15	59.2	12	2,021	183.7
1983	Alan Cockrell	243	128	10	52.7	13	1,683	153.0
1984	Tony Robinson	253	156	9	61.1	14	1,963	196.3
1985	Tony Robinson	143	91	7	63.6	8	1,246	249.2
1986	Jeff Francis	233	150	6	64.4	9	1,946	176.9
1987	Jeff Francis	201	121	8	60.2	8	1,512	168.0
1988	Jeff Francis	314	191	11	60.8	13	2,237	203.3
1989	Andy Kelly	156	92	9	59.0	7	1,299	129.9
1990	Andy Kelly	304	179	14	58.9	14	2,241	186.8
1991	Andy Kelly	361	228	15	63.1	15	2,759	250.8
1992	Heath Shuler	224	130	4	58.0	10	1,712	155.6
1993	Heath Shuler	285	184	8	64.6	25	2,353	213.9
1994	Peyton Manning	144	89	6	61.8	11	1,141	114.1
1995	Peyton Manning	380	244	4	64.2	22	2,954	268.5
1996	Peyton Manning	380	243	12	63.9	20	3,287	298.8
1997	Peyton Manning	477	287	11	60.2	36	3,819	318.3
1998	Tee Martin	267	153	6	57.3	19	2,164	180.3
1999	Tee Martin	305	165	9	54.1	12	2,317	210.6
2000	Casey Clausen	194	121	6	62.4	15	1,473	163.7
2001	Casey Clausen	354	227	9	64.1	22	2,969	247.4
2002	Casey Clausen	310	194	7	62.6	11	2,297	208.8
2003	Casey Clausen	412	233	9	56.6	27	2,968	228.3
2004	Erik Ainge	198	109	9	55.1	17	1,452	161.3
2005	Rick Clausen	209	120	6	57.4	6	1,441	160.1
2006	Erik Ainge	348	233	9	67.0	19	2,989	240.6
2007	Erik Ainge	519	325	10	62.9	31	3,522	251.6
2008	Jonathan Crompton	167	86	5	51.5	4	889	111.1
2009	Jonathan Crompton	384	224	13	58.3	27	2,800	215.4
2010	Tyler Bray	224	125	10	55.8	18	1,849	205.4
2011	Tyler Bray	247	147	6	59.5	17	1,983	283.3
2012	Tyler Bray	451	268	12	59.4	34	3,612	301.0
2013	Justin Worley	196	109	8	55.6	10	1,239	154.9
2014	Justin Worley	252	157	8	62.3	12	1,579	225.6

*NCAA began compiling per-game averages in 1970.

GENERAL

STAFF

PLAYERS

REVIEW

HISTORY

HONORS

VOLMANAC

RECORDS



RECORDS

RUSHING

■ INDIVIDUAL GAME

Attempts—41, Johnnie Jones (Rutgers 1983); Travis Stephens (Arkansas 2001)

Yards—294, Chuck Webb (Mississippi 1989)

Yards (QB) — 166 Joshua Dobbs (at South Carolina 2014)

Yards, half—200, Tony Thompson (Mississippi State 1990)

Average per rush—

Min. 8 rushes—18.2, LaMarcus Coker (Marshall 2006; 8 for 146 yards)

Min. 10 rushes—17.5, George Canale (Chattanooga 1962; 10 for 175 yards)

Min. 20 rushes—11.3, Tony Thompson (Miss State 1990; 22 for 248 yards)

Min. 30 rushes—8.4, Chuck Webb (Mississippi 1989; 35 for 294)

Min. 40 rushes—5.7, Johnnie Jones (Rutgers 1983; 41 for 234)

Touchdowns rushing—5, Gene McEver (South Carolina 1929); Modern—4, Bob Lund (Vanderbilt 1945); Harold Payne (Washington & Lee 1951); Hubert Simpson (Notre Dame 1979); Tony Thompson (Vanderbilt 1990); James Stewart (Georgia 1994)

Consecutive attempts—*16, William Howard (Mississippi 1986)

Longest rush from scrimmage—99, Kelsey Finch (Florida 1977)

■ INDIVIDUAL SEASON

Attempts—291, Travis Stephens 2001

Yards—1,464, Travis Stephens 2001

Yards per game—130.7, Jay Graham 1995 (1,438 yards in 11 games)

100-yard games—11, Jay Graham 1995

Highest avg. per rush—

Min. 100 rushes—7.94, Hank Lauricella 1951 (111 for 881 yards)

Min. 200 rushes—5.91, Chuck Webb 1989 (209 for 1,236 yards)

Touchdowns rushing—18, Gene McEver 1929

Modern record—17, Reggie Cobb 1987

Touchdowns rushing by quarterback—11, Heath Shuler 1992

■ INDIVIDUAL CAREER

Attempts—560, Montario Hardesty 2005-09

Yards—3,078, Travis Henry 1997-2000

Average per rush (min. 250 rushes)—6.67, Charlie Garner 1992-93 (313 for 2,089 yards)

Average per game—103.0, Jamal Lewis 1997-99 (2,677 yards, 26 games)

100-yard games—15, Travis Henry 1997-2000

Touchdowns rushing—37, Gene McEver 1928-31

Modern record—35, James Stewart 1991-94

Touchdowns rushing by quarterback—16, Tee Martin 1996-99

ATTEMPTS

■ GAME

- 41 Travis Stephens at Arkansas 2001
- 41 Johnnie Jones at Rutgers 1983
- 40 Arian Foster vs. Vanderbilt 2005
- 39 M. Hardesty at Kentucky 2009
- 39 Jay Graham vs. Vanderbilt 1995
- 38 James Stewart vs. Miss. 1991
- 37 Travis Henry vs. Florida 2000

- 36 Jamal Lewis vs. Vanderbilt 1997
- 35 Chuck Webb vs. Mississippi 1989
- 35 Hubert Simpson at Kentucky 1979
- 34 Travis Stephens vs. LSU 2001
- 34 William Howard vs. Miss. St. 1986
- 33 Travis Stephens at Alabama 2001
- 33 Tony Thompson vs. Vand. 1989
- 33 Bill Majors at Vanderbilt 1958
- 32 M. Hardesty vs. Vanderbilt 2009
- 32 Cedric Houston at Miss. St. 2002
- 32 Travis Henry vs. Arkansas 1998
- 32 Bobby Gordon vs. Texas A&M* 1957

■ SEASON

- 291 Travis Stephens 2001
- 282 Montario Hardesty 2009
- 272 Jay Graham 1995
- 253 Travis Henry 2000
- 245 Arian Foster 2007
- 237 Reggie Cobb 1987
- 232 Jamal Lewis 1997
- 229 Johnnie Jones 1984
- 219 Tony Thompson 1990
- 215 Rajion Neal 2013
- 209 Chuck Webb 1989
- 204 Tauren Poole 2010

■ CAREER

- 650 Arian Foster 2005-08
- 560 Montario Hardesty 2005-09
- 556 Travis Henry 1997-2000
- 540 Jay Graham 1993-96
- 531 James Stewart 1991-94
- 529 Curt Watson 1969-71
- 517 Johnnie Jones 1981-84
- 501 Cedric Houston 2001-04
- 488 Travis Stephens 1997-2001
- 487 Jamal Lewis 1997-99
- 445 Reggie Cobb 1987-89
- 444 Rajion Neal 2010-13
- 420 Tauren Poole 2008-11

YARDS

■ GAME

- 294 Chuck Webb vs. Mississippi 1989
- 250 Chuck Webb vs. Arkansas* 1989
- 248 Tony Thompson at Miss. St. 1990
- 248 Johnnie Jones vs. Vandy 1983
- 236 Tony Thompson at Vandy 1990
- 234 Johnnie Jones at Rutgers 1983
- 232 Jamal Lewis vs. Georgia 1997
- 226 Travis Stephens at Florida 2001
- 225 Reggie Cobb vs. Auburn 1989
- 223 Arian Foster vs. Vandy 2005
- 215 James Stewart vs. Mississippi 1991
- 214 Travis Henry vs. Arkansas 2000
- 211 Jay Graham vs. Vanderbilt 1995
- 211 James Stewart at Georgia 1994
- 206 Travis Stephens at Ark. 2001
- 205 Jamal Lewis vs. S. Carolina 1997
- 203 Johnnie Jones vs. Wash. St. 1984
- 201 Stanley Morgan at Hawaii 1975

■ SEASON

- 1,464 Travis Stephens 2001
- 1,438 Jay Graham 1995
- 1,364 Jamal Lewis 1997
- 1,345 Montario Hardesty 2009
- 1,314 Travis Henry 2000
- 1,290 Johnnie Jones 1984
- 1,261 Tony Thompson 1990
- 1,236 Chuck Webb 1989
- 1,197 Reggie Cobb 1987
- 1,193 Arian Foster 2007

- 1,161 Charlie Garner 1993
- 1,124 Rajion Neal 2013
- 1,116 Johnnie Jones 1983
- 1,107 Gerald Riggs, Jr. 2004
- 1,034 Tauren Poole 2010
- 1,028 James Stewart 1994
- 1,005 Cedric Houston 2004

■ CAREER

- 3,078 Travis Henry 1997-2000
- 2,964 Arian Foster 2005-08
- 2,890 James Stewart 1991-94
- 2,852 Johnnie Jones 1981-84
- 2,677 Jamal Lewis 1997-99
- 2,634 Cedric Houston 2001-04
- 2,609 Jay Graham 1993-96
- 2,391 Montario Hardesty 2005-09
- 2,364 Curt Watson 1969-71
- 2,360 Reggie Cobb 1987-89

TOUCHDOWNS

■ GAME

- 5 Gene McEver vs. S. Carolina 1929
- 4 James Stewart at Georgia 1994
- 4 Tony Thompson at Vand. 1990
- 4 Hubert Simpson vs. N. Dame 1979
- 4 Harold Payne vs. Wash. & Lee 1951
- 4 Bob Lund vs. Vanderbilt 1945
- 3 Many times, last: Joshua Dobbs at South Carolina 2014**

■ SEASON

- 18 Gene McEver 1929
- 17 Reggie Cobb 1987
- 16 Tony Thompson 1990
- 14 William Howard 1986
- 14 Harold Payne 1951
- 13 Montario Hardesty 2009
- 13 Haskel Stanback 1972
- 13 Beattie Feathers 1933
- 12 Rajion Neal 2013
- 12 Arian Foster 2007
- 12 Jay Graham 1995
- 12 Chuck Webb 1989
- 12 Jimmy Wade 1953
- 12 Beattie Feathers 1932

■ CAREER

- 37 Gene McEver 1928-31
- 35 James Stewart 1991-94
- 28 Stanley Morgan 1973-76
- 27 Andy Kozar 1950-52
- 27 Beattie Feathers 1931-33
- 26 Montario Hardesty 2005-09
- 26 Travis Henry 1997-2000
- 26 Reggie Cobb 1987-89
- 25 Jay Graham 1993-96
- 25 Jimmy Streater (QB) 1976-79

LONGEST RUSHES

- 99 Kelsey Finch at Florida 1977
- 91 Dick Dodson vs. Transylvania 1927
- 89 LaMarcus Coker vs. Marshall 2006
- 87 LaMarcus Coker at Vandy 2006
- 87 Dick Dorsey vs. Virginia Tech 1933
- +82 Steve Wold vs. Vanderbilt 1969
- 81 Travis Henry vs. Kansas St* 2000
- 81 Hank Lauricella vs. Tenn. Tech 1950
- 80 G. Riggs, Jr. vs. Auburn (SEC) 2004
- 80 Travis Stephens vs. Kentucky 2000
- 80 Tony Thompson at Miss. St. 1990
- 80 Jimmy Streater vs. California 1977
- 80 Stanley Morgan at Kentucky 1975
- 80 Johnny Majors at Miss. St. 1954

*Non-scoring play; *Neutral Site



100-YARD GAMES

■ SEASON

1.	11	Jay Graham	1995
2.	7	Travis Stephens	2001
	7	Travis Henry	2000
	7	Jamal Lewis	1997
	7	Chuck Webb	1989
6.	6	Tauren Poole	2010
	6	Charlie Garner	1993
	6	James Stewart	1991
	6	Johnnie Jones	1984
	6	Johnnie Jones	1983

■ CAREER

1.	15	Travis Henry	1997-2000
2.	14	Jay Graham	1993-96
3.	13	Jamal Lewis	1997-99
	13	Johnnie Jones	1981-84
5.	10	Cedric Houston	2001-04
	10	Charlie Garner	1992-93
	10	James Stewart	1991-94
	10	Reggie Cobb	1987-89
9.	9	Tauren Poole	2008-11
	9	Arian Foster	2005-08
11.	8	Gerald Riggs, Jr.	2002-05
	8	Travis Stephens	1997-2001
	8	Chuck Webb	1989-90
	8	Curt Watson	1969-71

CONSECUTIVE 100-YARD GAMES

■ SEASON

1.	9	Jay Graham	1995
2.	6	Johnnie Jones	1984
3.	5	Arian Foster	2005
	5	Chuck Webb	1989

MULTIPLE 100-YARD RUSHERS

■ GAME (3)

Vanderbilt, 1991 (Stewart 145, Hayden 115, Phillips 107).

■ GAME (2)

15 TIMES

South Carolina, 2014 (Dobbs 166, Hurd 125)
 W. Kentucky, 2009 (Hardesty 160, Brown 104)
 La.-Lafayette, 2007 (Creer 109, Foster 100)
 La. Tech, 2004 (Houston 161, Riggs 118)
 Vanderbilt, 1994 (Stewart 121, Graham 121)
 Georgia, 1994 (Stewart 211, Hayden 113)
 S. Carolina, 1993 (Stewart 114, Garner 105)
 Louisville, 1991 (Hayden 109, Stewart 101)
 Colo. State, 1975 (Wallace 128, Gayles 105)
 Ga. Tech, 1973 (Carethers 125, Rudder 105)
 Auburn, 1970 (Watson 142, McLeary 119)
 Georgia, 1969 (Watson 197, McLeary 100)
 Alabama, 1952 (Wade 153, Kozar 124)
 Tenn. Tech, 1951 (Lauricella 109, Byrd 104)
 Mississippi, 1951 (Kozar 127, Ernsberger 102)

200-YARD GAMES

Chuck Webb	294	Mississippi	1989
Chuck Webb	250	Arkansas (Cotton)	1990
Tony Thompson	248	Mississippi State	1990
Johnnie Jones	248	Vanderbilt	1983
Tony Thompson	236	Vanderbilt	1990
Johnnie Jones	234	Rutgers	1983
Jamal Lewis	232	Georgia	1997
Travis Stephens	226	Florida	2001
Reggie Cobb	225	Auburn	1989

Arian Foster	223	Vanderbilt	2005
James Stewart	215	Mississippi	1991
Travis Henry	214	Arkansas	2000
Jay Graham	211	Vanderbilt	1995
James Stewart	211	Georgia	1994
Travis Stephens	206	Arkansas	2001
Jamal Lewis	205	South Carolina	1997
Johnnie Jones	203	Wash. State	1984
Stanley Morgan	201	Hawaii	1975

100-YARD GAMES

Travis Henry	197	Arkansas	1998
Johnnie Jones	197	Utah	1984
Curt Watson	197	Georgia	1969
Jamal Lewis	196	Vanderbilt	1997
Tom Tracy	192	North Carolina	1954
Cedric Houston	190	South Carolina	2004
Charlie Garner	186	Kentucky	1993
William Howard	184	Mississippi State	1986
Travis Henry	184	Vanderbilt	2000
Gerald Riggs, Jr.	182	Auburn	(SEC Champ.) 2004

Reggie Cobb	182	Duke	1988
Hubert Simpson	181	Kentucky	1979
Travis Henry	180	Kansas State (Cotton)	2001
Montario Hardesty	179	Kentucky	2009
Travis Henry	179	Kentucky	1999
Mallon Faircloth	179	Vanderbilt	1963
Travis Stephens	176	Georgia	2001
George Canale	175	Chattanooga	1962
Travis Henry	175	Florida	2000
Hubert Simpson	174	Mississippi	1979
Montario Hardesty	171	Vanderbilt	2009
Rajion Neal	169	South Alabama	2013
Aaron Hayden	169	Memphis State	1991

Joshua Dobbs (QB) 166 South Carolina 2014

Tauren Poole	162	Oregon	2010
Travis Stephens	162	Alabama	2001
Chuck Webb	162	Akron	1989
Keith Davis	162	Vanderbilt	1988
Cedric Houston	161	Fresno State	2003
Montario Hardesty	160	W. Kentucky	2009
Cedric Houston	160	Louisiana Tech	2004
Cedric Houston	160	Marshall	2003
Jamal Lewis	159	Wyoming	1999
William Howard	158	Vanderbilt	1986
Jamal Lewis	155	Mississippi	1997
Andy Kozar	155	Mississippi State	1952
Jay Graham	154	Ohio St. (Citrus)	1996
Johnnie Jones	154	Maryland (Citrus)	1983
Travis Henry	153	Vanderbilt	1999
Jimmy Wade	153	Alabama	1952
Curt Watson	152	Kentucky	1971
Rajion Neal	151	Akron	2012
Charlie Garner	151	Vanderbilt	1993
Tony Thompson	151	Virginia (Sugar)	1991
Johnnie Jones	150	Kentucky	1983
Hank Lauricella	150	North Carolina	1951
Jimmy Streater (QB)	150	California	1977
Gerald Riggs, Jr.	149	Vanderbilt	2004
Cedric Houston	149	Mississippi St.	2002
James Stewart	149	Kentucky	1991
Rajion Neal	148	Georgia	2013
Arian Foster	148	South Carolina	2005
Johnnie Jones	148	The Citadel	1983
Jay Graham	147	Kentucky	1995
LaMarcus Coker	146	Marshall	2006
Jamal Lewis	146	South Carolina	1999
Reggie Cobb	146	Indiana (Peach)	1988
Aaron Hayden	145	Alabama	1994
Chuck Webb	145	Kentucky	1989
James Stewart	145	Vanderbilt	1991

Jay Graham	144	East Carolina	1995
Charlie Garner	144	Alabama	1993
Reggie Cobb	144	Kentucky	1987
James Stewart	143	Kentucky	1994
Ted Schwanger	143	Vanderbilt	1953
Johnny Majors	143	Kentucky	1956
Bill Rudder	143	UC San. Barbara	1971
Haskel Stanback	143	Vanderbilt	1972
Curt Watson	142	Auburn	1970
Rajion Neal	141	Austin Peay	2013
Keith Davis	141	Alabama	1985
James Stewart	141	Auburn	1999
Montario Hardesty	140	Ohio	2009
Cedric Houston	140	Vanderbilt	2002
Jamal Lewis	140	Syracuse	1998
Jamal Lewis	140	Auburn	1998
Reggie Cobb	140	Georgia Tech	1987
Reggie Cobb	140	Vanderbilt	1987
Chuck Coleman	139	Alabama	1982
Travis Henry	139	Kentucky	2000
Charlie Garner	138	Kentucky	1992
Reggie Cobb	138	Iowa	1987
Stanley Morgan	138	Auburn	1975
Stanley Morgan	138	Kentucky	1975
Andy Kozar	138	North Carolina	1950
Jay Graham	137	Georgia	1995
Hubert Simpson	137	Mississippi	1978
Travis Henry	136	Vanderbilt	1998
Jimmy Wade	136	Houston	1953
Jamal Lewis	135	Houston	1998
Travis Henry	135	Southern Miss	2000
Jabari Davis	135	Arkansas	2002
Rajion Neal	134	at Kentucky	2013
Jay Graham	134	Mississippi State	1995
Chuck Coleman	134	Mississippi	1982
Chuck Webb	134	UCLA	1989
Gene Etter	133	Mississippi	1958
Charlie Fulton	133	Georgia Tech	1965
Haskel Stanback	133	Alabama	1972
Marlin Lane	132	Troy	2012
Arian Foster	132	Memphis	2005
Travis Henry	132	Notre Dame	1999
Chuck Webb	132	LSU	1989
Chuck Webb	131	Colorado	1990
Frank Foxx	131	Alabama	1976
Hank Lauricella	131	Texas (Cotton)	1951
Jay Graham	130	Arkansas	1995
Aaron Hayden	129	Memphis	1994
Charlie Garner	129	Duke	1993
Jamal Lewis	128	Kentucky	1997
Jay Graham	128	Alabama	1996
Johnnie Jones	128	Georgia Tech	1983
Bill Majors	128	Vanderbilt	1958
Randy Wallace	128	Colorado State	1975
Johnnie Jones	128	Kentucky	1984
Tony Thompson	128	Vanderbilt	1989
Cedric Houston	127	Kentucky	2004
Jamal Lewis	127	Aub. (SECCC)	1997
Reggie Cobb	127	Louisville	1987
Hank Lauricella	127	Kentucky	1951
Andy Kozar	127	Mississippi	1951
Curt Watson	127	Mississippi State	1971
LaMarcus Coker	126	Vanderbilt	2006
Jay Graham	126	South Carolina	1995
Rajion Neal	125	Auburn	2013
Jalen Hurd	125	South Carolina	2014
Arian Foster	125	Southern Miss.	2007
LaMarcus Coker	125	Memphis	2006
Arian Foster	125	Notre Dame	2005
Gerald Riggs, Jr.	125	Mississippi	2005
Paul Carethers	125	Georgia Tech	1973
Terry Daniels	125	Auburn	1980
James Berry	125	Kentucky	1980

RECORDS

Travis Stephens	124	Memphis	2001
Jamal Lewis	124	Arkansas	1997
Tony Thompson	124	Memphis State	1988
Kelsey Finch	124	Auburn	1976
Andy Kozar	124	Alabama	1952
Bobby Gordon	123	North Carolina	1957
Jalen Hurd	122	Iowa (TaxSlayer)	2015
Jay Graham	122	Alabama	1995
Richard Pickens	122	LSU	1967
Richard Pickens	122	Mississippi	1968
Montario Hardesty	121	South Carolina	2009
Jay Graham	121	Mississippi	1996
James Stewart	121	Vanderbilt	1994
Jay Graham	121	Vanderbilt	1994
Greg Amsler	121	Kentucky	1988
Kelsey Finch	121	Florida	1977
Curt Watson	121	Florida (Gator)	1969
Travis Stephens	120	South Carolina	2001
Travis Henry	120	Mississippi State (SECCG)	1998
Tony Thompson	120	Temple	1990
Randall Morris	120	Mississippi	1983
Johnny Majors	120	Chattanooga	1955
Jalen Hurd	119	Georgia	2014
Aaron Hayden	119	Louisiana Tech	1993
Tommy Bronson	119	Chattanooga	1956
Don McLeary	119	Auburn	1970
Kelsey Finch	119	Boston College	1977
Johnnie Jones	119	Vanderbilt	1984
Jalen Hurd	118	Kentucky	2014
Arian Foster	118	Kentucky	2007
Gerald Riggs, Jr.	118	Mississippi	2004
Johnnie Jones	118	Army	1984
Tauren Poole	117	Alabama	2010
Jamal Lewis	117	Alabama	1999
Johnny Majors	117	Alabama	1955
Stanley Morgan	117	Clemson	1974
Hubert Simpson	117	Notre Dame	1979
Gerald Riggs, Jr.	116	Louisiana Tech	2004
Richard Pickens	116	Rice	1968
Walter Chadwick	115	Mississippi	1965
Walter Chadwick	115	Mississippi	1967
Tavio Henson	115	Pacific	1990
Aaron Hayden	115	Vanderbilt	1991
Travis Henry	115	South Carolina	2000
Arian Foster	114	Kentucky	2005
James Stewart	114	South Carolina	1993
Hank Lauricella	114	Wash & Lee	1951
Curt Watson	114	Vanderbilt	1970
Jabari Davis	113	Duke	2003
Travis Henry	113	Alabama	1998
Aaron Hayden	113	Georgia	1994
Johnnie Jones	113	Alabama	1983
Tom Tracy	112	Chattanooga	1954
Travis Stephens	111	Syracuse	2001
Curt Watson	111	Alabama	1969
Andy Kozar	111	Florida	1952
Andy Kozar	111	Vanderbilt	1951
Cedric Houston	111	Miami (Fla.)	2002
Tauren Poole	110	UT- Martin	2010
Gerald Riggs, Jr.	110	Ala.-Birmingham	2005
Mallon Faircloth	110	Vanderbilt	1961
William Howard	110	Texas El Paso	1986
Chuck Webb	110	Alabama	1989
Tauren Poole	109	LSU	2010
Lennon Creer	109	La.-Lafayette	2007
Charlie Garner	109	Memphis State	1992
Hank Lauricella	109	Tennessee Tech	1951
Reggie Cobb	109	Duke	1989
Aaron Hayden	109	Louisville	1991
Johnny Majors	109	Duke	1954
Marlin Lane	108	Vanderbilt	2012
Jay Graham	108	Oklahoma State	1995
Jay Graham	108	Southern Miss.	1995

Charlie Garner	108	Vanderbilt	1992
Sam Henderson	108	Pittsburgh	1983
Hank Lauricella	108	Alabama	1951
Mallon Faircloth	108	Chattanooga	1961
James Stewart	108	Mississippi State	1991
Andy Kozar	108	Chattanooga	1952
Cedric Houston	108	South Carolina	2002
Tauren Poole	107	Vanderbilt	2011
Tauren Poole	107	Mississippi	2010
Travis Stephens	107	Georgia	1998
Charlie Garner	107	Georgia	1993
Curt Watson	107	UCLA	1970
Mose Phillips	107	Vanderbilt	1991
Arian Foster	106	Vanderbilt	2007
Cedric Houston	106	Wyoming	2002
Kelsey Finch	106	Memphis State	1977
Jimmy Streater (QB)	106	Auburn	1979
Reggie Cobb	106	Georgia	1989
Mike Gayles	106	Maryland (Liberty)	1974
Hal Littleford	105	Alabama	1948
Charlie Garner	105	South Carolina	1993
Johnny Majors	105	Duke	1956
Bill Rudder	105	Georgia Tech	1973
Mike Gayles	105	Colorado State	1975
Rajion Neal	104	Georgia	2012
Bryce Brown	104	W. Kentucky	2009
Travis Henry	104	Ala.-Birmingham	1998
Charlie Garner	104	LSU	1992
Ray Byrd	104	Tennessee Tech	1951
Gene Etter	104	North Carolina	1959
Haskel Stanback	104	Duke	1973
Ray Byrd	104	Kentucky	1952
Tony Thompson	103	Florida	1990
Charlie Fulton	103	Auburn	1967
Phil Pierce (QB)	103	Florida	1971
Jimmy Streater (QB)	103	Georgia Tech	1979
Gerald Riggs, Jr.	102	Texas A&M (Cotton)	2005
Gerald Riggs, Jr.	102	Georgia	2004
Dick Ernsberger	102	Mississippi	1951
Tom Tracy	102	Dayton	1954
James Berry	102	Vanderbilt	1981
Johnnie Jones	102	Georgia Tech	1984
Keith Davis	102	Wake Forest	1985
Keith Davis	102	Auburn	1985
Chuck Coleman	102	Iowa (Peach)	1982
Jeff Powell	102	Miami, Fla. (Sugar)	1986
Tauren Poole	101	Buffalo	2011
Tauren Poole	101	Cincinnati	2011
Tauren Poole	101	Memphis	2010
LaMarcus Coker	101	Arkansas State	2007
Glenn Glass	101	Tampa	1960
Richmond Flowers	101	Georgia Tech	1968
Haskel Stanback	101	Penn State	1972
James Stewart	101	Louisville	1991
Arian Foster	100	La.-Lafayette	2007
Bobby Brengle	100	Dayton	1954
Glenn Glass	100	North Carolina	1961
Mallon Faircloth	100	Richmond	1963
Don McLeary	100	Georgia	1969
Bill Rudder	100	Vanderbilt	1971
Doug Furnas	100	Memphis State	1981
Chuck Coleman	100	Vanderbilt	1982
Keith Davis	100	Mississippi	1987

100-YARD QB GAMES

Joshua Dobbs	166	South Carolina	2014
Jimmy Streater	150	California	1977
Jimmy Streater	106	Auburn	1979
Phil Pierce	103	Florida	1971
Jimmy Streater	103	Georgia Tech	1979

MOST RUSHING YARDS IN A HALF

■ ANY HALF

Yds.	Name	Opp./Year (Half)
1.	200	Tony Thompson Mississippi St. 1990 (1st)
2.	180	Chuck Webb Mississippi 1989 (2nd)
3.	168	Gerald Riggs Auburn 2004 (2nd)
4.	154	Travis Henry Kentucky 1999 (1st)
5.	150	Cedric Houston Louisiana Tech 2004 (1st)
	150	Chuck Webb Arkansas 1990 (2nd)
7.	149	Jamal Lewis Georgia 1997 (1st)
8.	146	Cedric Houston South Carolina 2004 (2nd)
9.	145	Reggie Cobb Auburn 1989 (1st)
10.	143	James Stewart Mississippi 1991 (2nd)
11.	141	Rajion Neal Austin Peay 2013 (1st)
	141	Arian Foster Vanderbilt 2005 (1st)
	141	Travis Henry Vanderbilt 2000 (2nd)
14.	140	Tauren Poole Oregon 2010 (1st)
	140	Jamal Lewis South Carolina 1997 (2nd)

■ FIRST HALF

Yds.	Name	Opp./Year
1.	200	Tony Thompson Mississippi St. 1990
2.	154	Travis Henry Kentucky 1999
3.	150	Cedric Houston Louisiana Tech 2004
4.	149	Jamal Lewis Georgia 1997
5.	145	Reggie Cobb Auburn 1989
6.	141	Rajion Neal Austin Peay 2013
	141	Arian Foster Vanderbilt 2005
8.	140	Tauren Poole Oregon 2010
9.	135	Tony Thompson Vanderbilt 1990
	135	Reggie Cobb Duke 1988
11.	134	Johnnie Jones Vanderbilt 1983

■ SECOND HALF

1.	180	Chuck Webb Mississippi 1989
2.	168	Gerald Riggs Auburn 2004
3.	150	Chuck Webb *Arkansas 1990
4.	146	Cedric Houston South Carolina 2004
5.	143	James Stewart Mississippi 1991
6.	141	Travis Henry Vanderbilt 2000
7.	140	Jamal Lewis South Carolina 1997
8.	135	Travis Henry *Kansas State 2001
	135	James Stewart Georgia 1994
10.	129	Travis Henry Arkansas 2000

* Bowl Game

MOST RUSHING YARDS IN A QUARTER (SINCE 2000)

134	Cedric Houston (3rd)	vs. S. Carolina, 2004
129	Travis Henry (3rd)	vs. Arkansas, 2000
128	LaMarcus Coker (4th)	vs. Marshall, 2006
111	Tauren Poole (1st)	vs. Oregon, 2010
108	Cedric Houston (1st)	vs. La. Tech, 2004
104	Rajion Neal (1st)	vs. Austin Peay, 2013
102	Arian Foster (1st)	vs. Vanderbilt, 2005
102	Cedric Houston (3rd)	vs. Marshall, 2003
101	Travis Stephens (4th)	at Florida, 2014
100	Travis Henry (3rd)	at Vanderbilt, 2000

CAREER YARDS LEADERS

1. TRAVIS HENRY, RB (1997-2000), FROSTPROOF, FLA.

	Att.	Yards	Avg.	TDs	LP
1997	2	4	2.0	0	5-Texas Tech
1998	176	970	5.5	7	36-Vanderbilt
1999	125	790	6.3	8	63-Vanderbilt
2000	253	1,314	5.3	11	60-Vanderbilt
TOTALS	556	3,078	5.5	26	63-Vanderbilt

2. ARIAN FOSTER, RB (2005-08), SAN DIEGO, CALIF.

	Att.	Yards	Avg.	TDs	LP
2005	183	879	4.8	5	66-Vanderbilt
2006	91	322	3.5	5	69-California
2007	245	1,193	4.9	12	59-Arkansas
2008	131	570	4.4	1	41-UCLA
TOTALS	650	2,964	4.6	23	69-California

3. JAMES STEWART, RB (1991-94), MORRISTOWN

	Att.	Yards	Avg.	TDs	LP
1991	190	939	4.9	8	30-Mississippi
1992	85	386	4.5	7	30-La.-Lafayette
1993	86	537	6.2	9	52-S. Carolina
1994	170	1,028	6.1	11	71-Georgia
TOTALS	531	2,890	5.4	35	71-Georgia

4. JOHNNIE JONES, RB (1981-84), MUNFORD

	Att.	Yards	Avg.	TDs	LP
1981	4	25	6.3	0	18-Colo. State
1982	93	421	4.5	4	42-Vanderbilt
1983	191	1,116	5.8	5	70-Vanderbilt
1984	229	1,290	5.6	10	61-Memphis
TOTALS	517	2,852	5.5	19	70-Vanderbilt

5. JAMAL LEWIS, RB (1997-99), ATLANTA, GA.

	Att.	Yards	Avg.	TDs	LP
1997	232	1,364	5.9	7	65-S. Carolina
1998	73	497	6.8	3	67-Auburn
1999	182	816	4.5	7	70-S. Carolina
TOTALS	487	2,677	5.5	17	70-S. Carolina

Others

	Att.	Yds.	Avg.	TDs
6. Cedric Houston, 2001-04	501	2,634	5.4	17
7. Jay Graham, 1993-96	540	2,609	4.8	25
8. Montario Hardesty, 2005-09	560	2,391	4.3	26
9. Curt Watson, 1969-71	529	2,364	4.5	22
10. Reggie Cobb, 1987-89	445	2,360	5.3	26
11. Travis Stephens, 1997-01	488	2,336	4.8	21
12. Rajion Neal, 2010-13	444	2,163	4.9	19
13. Charlie Garner, 1992-93	313	2,091	6.7	10
14. Aaron Hayden, 1991-94	393	2,061	5.2	12
15. Stanley Morgan, 1973-76	353	1,952	5.5	28
16. Gerald Riggs, Jr., 2002-05	383	1,893	4.9	10
17. Beattie Feathers, 1931-33	309	1,888	6.1	27
18. Tauren Poole, 2008-11	187	1,883	4.5	16
19. Andy Kozar, 1950-52	350	1,837	5.2	27
20. Tony Thompson, 1986-90	336	1,759	5.2	20
21. Haskel Stanback, 1971-73	391	1,730	4.4	20
22. James Berry, 1978-81	419	1,721	4.1	18
23. William Howard, 1984-87	398	1,711	4.3	21
24. Keith Davis, 1985-88	322	1,704	5.3	10

YEAR-BY-YEAR LEADERS

Year	Name	Att.	Net	TDs	Avg.	*Per gm.
1950	Andy Kozar	106	543	9	5.1	--
1951	Hank Lauricella	111	881	8	7.9	--
1952	Andy Kozar	122	660	7	5.4	--
1953	Jimmy Wade	158	675	12	4.3	--
1954	Tom Tracy	116	794	4	6.8	--
1955	Johnny Majors	183	657	6	3.6	--
1956	Tommy Bronson	105	562	8	5.4	--
1957	Bobby Gordon	167	526	7	3.2	--
1958	Bill Majors	148	294	2	1.9	--
1959	Glenn Glass	75	261	4	3.5	--
1960	Glenn Glass	90	478	8	5.3	--
1961	Mallon Faircloth	123	475	6	3.9	--
1962	George Canale	79	455	4	5.8	--
1963	Mallon Faircloth	137	652	3	4.8	--
1964	Stan Mitchell	94	325	1	3.5	--
1965	Walter Chadwick	101	470	5	4.7	--
1966	Charlie Fulton	109	463	2	4.2	--
1967	Walter Chadwick	144	645	11	4.5	--
1968	Richard Pickens	133	736	2	5.5	--
1969	Curt Watson	146	807	6	5.5	--
1970	Curt Watson	190	791	7	4.3	79.1
1971	Curt Watson	193	766	9	4.0	76.6
1972	Haskel Stanback	183	890	13	4.9	89.0
1973	Haskel Stanback	165	682	7	4.1	62.0
1974	Stanley Morgan	128	723	11	5.6	65.7
1975	Stanley Morgan	133	809	8	6.1	73.5
1976	Bobby Emmons	75	462	3	6.2	42.0
1977	Kelsey Finch	154	770	8	5.0	70.0
1978	Jimmy Streater	146	593	10	4.1	53.9
1979	Hubert Simpson	157	792	6	5.0	72.0
1980	James Berry	131	543	7	4.1	49.3
1981	James Berry	129	500	6	3.9	55.5
1982	Chuck Coleman	113	600	5	5.3	54.5
1983	Johnnie Jones	191	1116	5	5.8	111.6
1984	Johnnie Jones	229	1290	10	5.6	117.2
1985	Keith Davis	141	684	2	4.9	68.4
1986	William Howard	177	787	14	4.4	98.4
1987	Reggie Cobb	237	1197	17	5.1	99.8
1988	Reggie Cobb	118	547	3	4.6	68.4
1989	Chuck Webb	209	1236	12	5.9	123.6
1990	Tony Thompson	219	1261	16	5.8	105.1
1991	James Stewart	190	939	8	4.9	85.4
1992	Charlie Garner	154	928	2	6.0	84.4
1993	Charlie Garner	159	1161	8	7.3	116.1
1994	James Stewart	170	1028	11	6.1	93.5
1995	Jay Graham	272	1438	12	5.3	130.7
1996	Jay Graham	179	797	11	4.6	72.5
1997	Jamal Lewis	232	1364	7	5.9	113.6
1998	Travis Henry	176	970	7	5.5	80.8
1999	Jamal Lewis	182	816	7	4.5	81.6
2000	Travis Henry	253	1314	11	5.2	119.5
2001	Travis Stephens	291	1464	10	5.0	122.0
2002	Cedric Houston	153	779	6	5.1	64.9
2003	Cedric Houston	149	744	2	5.0	62.0
2004	Gerald Riggs, Jr.	193	1107	6	5.7	85.2
2005	Arian Foster	183	879	5	4.8	79.9
2006	LaMarcus Coker	108	696	5	6.4	63.3
2007	Arian Foster	245	1193	12	4.9	85.2
2008	Arian Foster	131	570	1	4.4	51.8
2009	Montario Hardesty	282	1345	13	4.8	103.5
2010	Tauren Poole	204	1034	12	5.1	79.5
2011	Tauren Poole	187	693	5	3.7	57.8
2012	Rajion Neal	156	708	5	4.5	70.8
2013	Rajion Neal	215	1124	12	5.2	93.7
2014	Jalen Hurd	190	899	5	4.7	69.2

*NCAA began compiling per-game averages in 1970.

GENERAL

STAFF

PLAYERS

REVIEW

HISTORY

HONORS

VOLMANAC

RECORDS



RECEIVING

■ INDIVIDUAL GAME

Receptions—13, Carl Pickens (Notre Dame 1990); Joey Kent (Arkansas 1995)

Yards—256, Kelley Washington (LSU 2001)

Average per reception—

Min. 5 rec.—38.0, Denarius Moore (South Carolina 2010; 6 for 228)

Min. 10 rec.—23.3, Kelley Washington (LSU 2001; 11 for 256)

Touchdown receptions—3, Jim Powell (Mississippi 1946); Carl Pickens (Kentucky 1990); Billy Williams (Florida 1993); Marcus Nash (Kentucky 1997); Cedrick Wilson (Arkansas 2000); Donté Stallworth (Memphis 2001 and Kentucky 2001); Chris Hannon (Mississippi State 2003); Justin Hunter (Georgia State, 2012 and Troy 2012); Zach Rogers (South Carolina 2012)

■ INDIVIDUAL SEASON

Receptions—76, Marcus Nash 1997

Yards—1,298, Robert Meachem 2006

Average per game—99.8, Robert Meachem 2006 (1,298 yards, 13 games)

Average per reception—

Min. 50 rec.—18.3, Robert Meachem 2006 (71 for 1,298)

Min. 75 rec.—15.4, Marcus Nash 1997 (76 for 1,170)

Touchdown receptions—13, Marcus Nash 1997

Consecutive games with TD catch—6, Joey Kent 1995

Receptions by tight end—41, Chris Brown 2007

Yards by tight end—562, Mychal Rivera 2012

Touchdown receptions by tight end—7, Austin Denney 1966

■ INDIVIDUAL CAREER

Receptions—183, Joey Kent 1993-96

Yards—2,814, Joey Kent 1993-96

Average per game—85.8, Kelley Washington 2001-02 (1,453 yards, 17 games)

Average per reception (min. 100 rec.)—18.8, Joey Kent 1993-96 (183 for 2,814 yards)

Touchdown receptions—25, Joey Kent 1993-96

Receptions by tight end—98, Reggie Harper 1977-80

Yards by tight end—1,141, Reggie Harper 1977-80

Touchdown receptions by tight end—9, Austin Denney 1965-66; Ken DeLong 1967-69

Consecutive Games with TD Reception—6, Cory Fleming, Jan. 1-Oct. 2, 1993 (9 TDs); Joey Kent 1995 (8 TDs)

CATCHES

■ GAME

1.	13	Joey Kent at Arkansas	1995
	13	Carl Pickens vs. Notre Dame	1990

3.	12	David Martin at LSU	2000
	12	Alvin Harper vs. Wash. State	1988
5.	11	Alton Howard at Missouri	2013
	11	Kelley Washington vs. LSU	2001
	11	Jeremaine Copeland vs. So. Miss.	1997
	11	Thomas Woods vs. Kentucky	1988
	11	Justin Hancock vs. Wisconsin	1981
	11	Larry Seivers vs. Clemson	1976
	11	Gary Kreis at Kentucky	1969
	11	Johnny Mills at Auburn	1966
13.	10	Mychal Rivera vs. Missouri	2012
	10	Justin Hunter vs. Cincinnati	2011
	10	Da'Rick Rogers vs. Cincinnati	2011
	10	Peerless Price at S. Carolina	1998
	10	Marcus Nash vs. So. Miss.	1997
	10	Jim Powell vs. Mississippi	1948
	10	Johnny Mills vs. UCLA	1965
	10	Lenny Taylor vs. Auburn	1983
	10	Tim McGee vs. Florida	1984
	10	Tim McGee at Vanderbilt	1984
	10	Carl Pickens vs. Kentucky	1990

*Bowl Game

■ SEASON

1.	76	Marcus Nash	1997
2.	73	Justin Hunter	2012
	73	Lucas Taylor	2007
4.	71	Robert Meachem	2006
5.	69	Joey Kent	1995
6.	68	Joey Kent	1996
7.	67	Da'Rick Rogers	2011
8.	64	Kelley Washington	2001
9.	62	Cedrick Wilson	2000
10.	61	Peerless Price	1998
11.	58	Jeremaine Copeland	1997
	58	Thomas Woods	1988
13.	57	Cedrick Wilson	1999
14.	56	Austin Rogers	2007
	56	Josh Briscoe	2007
16.	55	Gerald Jones	2010

■ CAREER

1.	183	Joey Kent	1993-96
2.	177	Marcus Nash	1994-97
3.	159	Cedrick Wilson	1997-2000
4.	147	Peerless Price	1995-98
5.	142	Gerald Jones	2007-10
6.	126	Jayson Swain	2003-06
7.	125	Robert Meachem	2004-06
8.	124	Thomas Woods	1986-89
9.	123	Tim McGee	1982-85
10.	117	Larry Seivers	1973-76

YARDS

■ GAME

1.	256	Kelley Washington vs. LSU	2001
2.	228	Denarius Moore at S. Carolina	2010
3.	225	Johnny Mills vs. Kentucky	1966
4.	219	Corddarrelle Patterson vs. Troy	2012
5.	217	Willie Gault vs. Vanderbilt	1981
6.	205	Denarius Moore vs. Kentucky	2010
7.	201	Carl Pickens vs. Kentucky	1990
	201	Stanley Morgan vs. TCU	1976
9.	199	Peerless Price vs. Florida St.	1998
10.	197	K. Washington vs. Rutgers	2002
11.	196	Anthony Hancock vs. Wisconsin	1981

*Bowl Game

■ SEASON

1.	1,298	Robert Meachem	2006
2.	1,170	Marcus Nash	1997
3.	1,083	Justin Hunter	2012

4.	1,080	Joey Kent	1996
5.	1,055	Joey Kent	1995
6.	1,040	Da'Rick Rogers	2011
7.	1,010	Kelley Washington	2001
8.	1,000	Lucas Taylor	2007
9.	981	Denarius Moore	2010
10.	947	Tim McGee	1985
11.	920	Peerless Price	1998
12.	917	Carl Pickens	1990

■ CAREER

1.	2,814	Joey Kent	1993-96
2.	2,447	Marcus Nash	1994-97
3.	2,298	Peerless Price	1995-98
4.	2,140	Robert Meachem	2004-06
5.	2,137	Cedrick Wilson	1997-2000
6.	2,042	Tim McGee	1982-85
7.	2,004	Denarius Moore	2007-10
8.	1,924	Larry Seivers	1973-76
9.	1,875	Carl Pickens	1989-91
10.	1,826	Anthony Hancock	1978-81
11.	1,812	Justin Hunter	2010-12
12.	1,747	Donte' Stallworth	1999-01

TOUCHDOWNS

■ GAME

1.	3	Justin Hunter vs. Troy	2012
	3	Zach Rogers at S. Carolina	2012
	3	Justin Hunter vs. Ga. State	2012
	3	Chris Hannon vs. Miss. State	2003
	3	Donte' Stallworth at Kentucky	2001
	3	Donte' Stallworth vs. Memphis	2001
	3	Cedrick Wilson vs. Arkansas	2000
	3	Marcus Nash at Kentucky	1997
	3	Billy Williams at Florida	1993
	3	Carl Pickens vs. Kentucky	1990
	3	Jim Powell at Mississippi	1946

■ SEASON

1.	13	Marcus Nash	1997
2.	12	Cedrick Wilson	2000
3.	11	Robert Meachem	2006
	11	Cory Fleming	1993
5.	10	Donte' Stallworth	2001
	10	Peerless Price	1998
7.	9	Justin Hunter	2012
	9	Da'Rick Rogers	2011
	9	Denarius Moore	2010
	9	Jermaine Copeland	1997
	9	Joey Kent	1995
12.	8	Alvin Harper	1990
	8	Cotton Letner	1959

■ CAREER

1.	25	Joey Kent	1993-96
2.	24	Cedrick Wilson	1997-2000
3.	20	Marcus Nash	1994-97
4.	19	Peerless Price	1995-98
5.	18	Justin Hunter	2010-12
	18	Denarius Moore	2007-10
	18	Cory Fleming	1990-93
8.	17	Robert Meachem	2004-06
9.	16	Alvin Harper	1987-90
10.	15	Tim McGee	1982-85

100-YARD GAMES

■ SEASON

1.	7	Marcus Nash	1997
	7	Joey Kent	1996
3.	6	Da'Rick Rogers	2011
	6	Robert Meachem	2006
	6	Joey Kent	1995



6.	5	Tim McGee	1985
7.	4	Justin Hunter	2012
	4	Lucas Taylor	2007
	4	Donte' Stallworth	2001
	4	Peerless Price	1998
	4	Carl Pickens	1990
	4	Larry Seivers	1975

■ CAREER

1.	15	Joey Kent	1993-96
2.	11	Marcus Nash	1994-97
3.	8	Justin Hunter	2010-12
	8	Peerless Price	1995-98
	8	Tim McGee	1982-85
6.	7	Robert Meachem	2004-06
	7	Larry Seivers	1973-76
8.	6	Da'Rick Rogers	2010-11
	6	Kelley Washington	2001-02
	6	Donte' Stallworth	1999-2001
	6	Cedrick Wilson	1997-2000
	6	Carl Pickens	1989-91

CONSECUTIVE 100-YARD GAMES

■ SEASON

1.	7	Joey Kent	1996
----	---	-----------	------

MULTIPLE 150-YARD

■ GAME (2)

Troy 2012 (Patterson 219, Hunter 181)

MULTIPLE 100-YARD

■ GAME (2)

21 TIMES

UCLA 1975 (Seivers 145, West 107);
TCU 1976 (Morgan 201, Seivers 103)
Alabama 1983 (Duncan 137, Taylor 109)
UCLA 1985 (McGee 142, Clinkscales 106)
Colorado 1990 (Pickens 141, Harper 115)
Arkansas 1993 (Faulkner 106, Fleming 101)
Alabama 1995 (Kent 117, Nash 100)
Northwestern 1997 (Kent 122, Price 110)
Georgia 1996 (Kent 110, Nash 106)
Florida 1996 (Price 161, Kent 107)
UCLA 1996 (Nash 135, Kent 114)
UNLV 1996 (Kent 151, Nash 103)
Auburn 1997 (Price 161, Nash 126)
Kentucky 1997 (Nash 195, Lewis 105)
Southern Mississippi 1997 (Copeland 137, Nash 110);
Michigan 2002 (Citrus Bowl) (Witten 125, Stallworth 119);
Southern Mississippi 2007 (Taylor 118, Rogers 112)
Montana 2011 (Hunter 146, D. Rogers 100)
Cincinnati 2011 (Hunter 156, D. Rogers 100)
Troy 2012 (Patterson 219, Hunter 181)
Missouri 2012 (Hunter 141, Rivera 129)

200-YARD RECEIVING GAMES

Kelley Washington	256	LSU	2001
Denarius Moore	228	So. Carolina	2010
Johnny Mills	225	Kentucky	1966
Cordarelle Patterson	219	Troy	2012
Willie Gault	217	Vanderbilt	1981
Denarius Moore	205	Kentucky	2010
Carl Pickens	201	Kentucky	1990
Stanley Morgan	201	TCU	1976

100-YARD REC. GAMES

Peerless Price	199	Florida State*	1998
Kelley Washington	197	Rutgers	2002
Anthony Hancock	196	Wisconsin*	1981
Marcus Nash	195	Kentucky	1997
Tim McGee	190	Vanderbilt	1984
Robert Meachem	184	California	2006
Cedrick Wilson	183	Wyoming	1999
Justin Hunter	181	Troy	2012
Peerless Price	181	Vanderbilt	1998
Da'Rick Rogers	180	Buffalo	2011
Willie Gault	174	Auburn	1982
Carl Pickens	172	Auburn	1991
Donté Stallworth	169	Kentucky	2001
Richmond Flowers	167	Vanderbilt	1967
Peerless Price	165	South Carolina	1998
Carl Pickens	163	Notre Dame	1990
Tim McGee	163	Auburn	1985
Anthony Hancock	163	Vanderbilt	1979
Peerless Price	161	Auburn	1997
Peerless Price	161	Florida	1996
Joey Kent	161	Arkansas	1995
Larry Seivers	161	N. Texas State	1975
Anthony Miller	159	Alabama	1986
Robert Meachem	157	Memphis	2006
Tim McGee	157	Florida	1984
Justin Hunter	156	Cincinnati	2011
Joey Kent	151	UNLV	1996
Gary Kreis	151	South Carolina	1969
Justin Hunter	146	Georgia State	2012
Justin Hunter	146	Montana	2011
Stan Trott	146	Florida	1970
Robert Meachem	145	Kentucky	2004
Larry Seivers	145	UCLA	1975
Gary Kreis	145	Kentucky	1969
Carl Pickens	144	Temple	1990
Peerless Price	143	Kentucky	1996
Donté Stallworth	142	Memphis	2001
Tim McGee	142	UCLA	1985
Justin Hunter	141	Missouri	2012
Carl Pickens	141	Colorado	1990
Kelley Washington	140	LSU (SECCG)	2001
Billy Williams	140	Florida	1993
Johnny Mills	140	UCLA	1965
Stanley Morgan	139	UCLA	1974
Joey Kent	138	Kentucky	1995
Da'Rick Rogers	137	Middle Tenn.	2011
Jeremaine Copeland	137	Southern Miss.	1997
Clyde Duncan	137	Alabama	1983
Marcus Nash	135	UCLA	1996
Alvin Harper	135	Kentucky	1988
Anthony Hancock	135	Southern Cal.	1980
Stanley Morgan	131	Auburn	1976
Larry Seivers	131	Clemson	1976
Donté Stallworth	130	South Carolina	1999
Mychal Rivera	129	Missouri	2012
Donté Stallworth	128	Vanderbilt	2001
Craig Faulkner	128	Vanderbilt	1992
Thomas Woods	128	Duke	1988
Anthony Hancock	128	Georgia Tech	1980
Larry Seivers	128	Florida	1975
Larry Seivers	128	Mississippi	1976
Marcus Nash	127	Mississippi	1997
Marcus Nash	126	Arkansas	1997
Marcus Nash	126	Auburn	1997
Joey Kent	126	Mississippi	1996
Jason Witten	125	Michigan*	2002
Joey Kent	125	Alabama	1996
Clyde Duncan	125	Vanderbilt	1983
Joe Thompson	125	Air Force	1970
Joey Kent	122	Northwestern*	1996
Tim McGee	122	Memphis St.	1984
Robert Meachem	121	LSU	2006
Lester McClain	121	Memphis St.	1969
Johnny Mills	120	Mississippi	1966
Donté Stallworth	119	Michigan*	2001

Lucas Taylor	118	Southern Miss.	2007
Alvin Harper	118	Auburn	1990
Mark Jones	117	Georgia	2003
Cedrick Wilson	117	Kentucky	2000
Marcus Nash	117	UCLA	1997
Joey Kent	117	Alabama	1995
Tim McGee	117	Mississippi	1985
Johnny Mills	117	Auburn	1966
Da'Rick Rogers	116	Vanderbilt	2011
Robert Meachem	116	Kentucky	2006
Anthony Hancock	116	Purdue	1979
Justin Hunter	115	Akron	2012
Robert Meachem	115	Air Force	2006
Alvin Harper	115	Colorado	1990
Justin Hunter	114	Mississippi	2010
Joey Kent	114	UCLA	1996
Mike Gooch	114	Tampa	1967
Austin Rogers	112	Southern Miss.	2007
Kelley Washington	112	Arkansas	2002
Cedrick Wilson	112	Auburn	1999
Marcus Nash	112	Texas Tech	1997
Thomas Woods	112	Akron	1989
Justin Hunter	110	Georgia	2010
Marcus Nash	110	Southern Miss.	1997
Peerless Price	110	Northwestern	*1996
Joey Kent	110	Georgia	1996
Joey Kent	110	Georgia	1995
Gary Kreis	110	Mississippi	1968
Alton 'Pig' Howard	109	South Carolina	2014
Joey Kent	109	Ohio State*	1995
Lenny Taylor	109	Alabama	1983
Larry Seivers	109	Auburn	1975
Kelley Washington	108	Georgia	2001
Donté Stallworth	108	Nebraska*	1999
Joey Kent	108	Mississippi St.	1994
Kendrick Jones	108	Vanderbilt	1994
Tim McGee	108	Kentucky	1985
Zach Rogers	107	So. Carolina	2012
Cedrick Wilson	107	Georgia	1999
Joey Kent	107	Florida	1996
Joey Kent	107	Oklahoma State	1995
Craig Faulkner	107	Vanderbilt	1991
Jeff Moore	107	Duke	1978
Tommy West	107	UCLA	1975
Da'Rick Rogers	106	Arkansas	2011
Robert Meachem	106	South Carolina	2006
Marcus Nash	106	Georgia	1996
Cory Fleming	106	Arkansas	1993
Joey Clinkscales	106	UCLA	1985
Gerald Jones	105	Georgia	2009
Jamal Lewis	105	Kentucky	1997
Andy McCullough	105	Florida	1997
Cory Fleming	105	Georgia	1993
Tim McGee	105	Rutgers	1985
Lucas Taylor	104	Arkansas State	2007
Joey Kent	104	South Carolina	1996
Carl Pickens	104	UCLA	1991
Denarius Moore	103	Memphis	2010
Lucas Taylor	103	Kentucky	2007
Lucas Taylor	103	California	2007
James Banks	103	Alabama	2003
Peerless Price	103	UAB	1998
Marcus Nash	103	UNLV	1996
Thomas Woods	103	Alabama	1988
Larry Seivers	103	TCU	1976
Richmond Flowers	103	South Carolina	1966
Marquez North	102	South Carolina	2013
Kelley Washington	102	Florida	2002
Josh Briscoe	101	Wisconsin*	2007
Craig Faulkner	101	Arkansas	1993
Anthony Miller	101	Vanderbilt	1986
Joey Clinkscales	101	Florida	1985
Da'Rick Rogers	100	Cincinnati	2011
Da'Rick Rogers	100	Montana	2011
Cedrick Wilson	100	Kentucky	1998
Marcus Nash	100	Alabama	1995

*Bowl game

CAREER RECEPTIONS LEADERS

1. JOEY KENT, WR (1993-96), HUNTSVILLE, ALA.

	No.	Yards	TDs
1993	10	209	5
1994	36	470	4
1995	69	1,055	9
1996	68	1,080	7
TOTALS	183	2,814	25


2. MARCUS NASH, WR (1994-97), TULSA, OKLA.

	No.	Yards	TDs
1994	5	77	0
1995	43	512	4
1996	53	688	3
1997	76	1,170	13
TOTALS	177	2,447	20

Others	No.	Yards	TDs
3. Cedrick Wilson, 1997-2000	159	2,137	24
4. Peerless Price, 1995-98	147	2,298	19
5. Gerald Jones, 2007-10	142	1,710	10
6. Jayson Swain, 2003-06	126	1,721	10
7. Robert Meachem, 2004-06	125	2,140	17
8. Thomas Woods, 1986-89	124	1,615	7
9. Tim McGee, 1982-85	123	2,042	15
10. Larry Seivers, 1973-76	117	1,924	8
11. Lucas Taylor, 2005-08	113	1,433	6
12. Denarius Moore 2007-10	112	2,004	18
13. Craig Faulkner, 1990-93	110	1,705	9
14. Alton 'Pig' Howard, 2012-14	111	1,060	5
Carl Pickens, 1989-91	109	1,875	13
16. Justin Hunter, 2010-12	106	1,812	18
Anthony Hancock, 1978-81	106	1,826	12
18. Jeremaine Copeland, 1995-98	103	1,361	10
19. Alvin Harper, 1987-90	102	1,547	16
20. Richmond Flowers, 1966-68	101	1,172	9

CAREER RECEIVING YARDS LEADERS

Name, Years	No.	Yds.	Avg.
1. Joey Kent, 1993-96	183	2,814	15.4
2. Marcus Nash, 1994-97	177	2,447	13.8
3. Peerless Price, 1995-98	147	2,298	15.6
4. Robert Meachem, 2004-06	125	2,140	17.1
5. Cedrick Wilson, 1997-2000	159	2,137	13.4
6. Tim McGee, 1982-85	123	2,042	16.6
7. Denarius Moore 2007-10	112	2,004	17.9
8. Larry Seivers, 1973-76	117	1,924	16.4
9. Carl Pickens, 1989-91	109	1,875	17.2
10. Anthony Hancock, 1978-81	106	1,826	17.2



Marcus Nash

YEAR-BY-YEAR LEADERS

Year	Name	No.	CPG	Yds.	TDs	AvC
1950	Bert Rechichar	9	--	205	2	22.8
1951	John Davis	8	--	160	1	20.0
1952	John Davis	14	--	297	5	21.2
1953	Jerry Hyde	8	--	173	3	21.6
1954	Hugh Garner	5	--	57	0	10.1
1955	Buddy Cruze	12	--	232	4	19.3
1956	Buddy Cruze	20	--	357	2	17.9
1957	Tommy Potts	10	--	123	1	12.3
1958	Murray Armstrong	14	--	195	1	13.9
1959	Cotton Letner	8	--	92	8	11.5
1960	Ken Waddell	8	--	60	1	7.5
1961	Hubert McClain	11	--	149	1	13.5
1962	John Bill Hudson	15	--	259	3	17.3
1963	Buddy Fisher	12	--	242	2	20.2
1964	Hal Wantland	21	--	284	1	13.5
1965	Johnny Mills	23	--	328	0	14.3
1966	Johnny Mills	48	--	725	4	15.1
1967	Richmond Flowers	41	--	585	4	14.3
1968	Ken DeLong	34	--	393	3	11.6
1969	Gary Kreis	38	--	609	5	16.0
1970	Joe Thompson	37	3.4	502	4	13.6
1971	Joe Thompson	15	1.4	247	1	16.5
1972	Emmon Love	20	1.8	280	1	14.0
1973	Stanley Morgan	22	2.0	511	4	23.2
1974	Larry Seivers	25	2.3	347	2	13.9
1975	Larry Seivers	41	3.7	840	4	20.5
1976	Larry Seivers	51	4.6	737	2	14.5
1977	Reggie Harper	30	3.0	331	1	11.0
1978	Reggie Harper	31	3.1	356	1	11.5
1979	Anthony Hancock	34	3.1	687	4	20.2
1980	Anthony Hancock	33	3.0	580	2	17.6
1981	Anthony Hancock	32	4.0	437	5	13.7
1982	Willie Gault	50	4.5	668	4	13.4
1983	Clyde Duncan	33	3.0	640	6	19.4
1984	Tim McGee	54	4.9	809	6	15.0
1985	Tim McGee	50	4.5	947	7	18.9
1986	Joey Clinkscales	37	3.4	511	3	13.8
1987	Thomas Woods	26	2.2	335	0	12.9
1988	Thomas Woods	58	5.3	689	5	11.9
1989	Thomas Woods	34	3.1	511	2	15.0
1990	Carl Pickens	53	4.8	917	6	17.3
1991	Carl Pickens	49	4.5	877	5	17.9
1992	Cory Fleming	40	3.6	490	2	12.3
1993	Craig Faulkner	40	3.6	680	6	17.0
1994	Joey Kent	36	3.3	470	4	13.1
1995	Joey Kent	69	6.3	1,055	9	15.3
1996	Joey Kent	68	6.2	1,080	7	15.9
1997	Marcus Nash	76	6.3	1,170	13	15.4
1998	Peerless Price	61	5.1	920	10	15.1
1999	Cedrick Wilson	57	5.2	827	4	14.5
2000	Cedrick Wilson	62	5.6	681	12	11.0
2001	Kelley Washington	64	5.3	1,010	5	15.8
2002	Jason Witten	39	3.0	493	5	12.6
2003	James Banks	42	3.2	621	6	14.8
2004	Tony Brown	31	2.4	388	3	12.5
2005	Robert Meachem	29	2.6	383	2	13.2
2006	Robert Meachem	71	5.5	1,298	11	18.3
2007	Lucas Taylor	73	5.2	1,000	5	13.7
2008	Gerald Jones	30	2.7	323	4	10.7
2009	Gerald Jones	46	3.8	680	4	14.8
2010	Gerald Jones	55	5.5	596	4	10.8
2011	Da'Rick Rogers	67	5.6	1,040	9	15.5
2012	Justin Hunter	73	6.1	1,083	9	14.8
2013	Alton 'Pig' Howard	44	4.4	388	3	8.8
2014	Alton 'Pig' Howard	54	4.2	618	1	11.4

*NCAA began compiling per-game averages in 1970.

100-YARD RUSHING/RECEIVING GAMES

Player	Rush/Rec.	Yards	Opponent	Date
Richard Pickens	Rushing	122	Mississippi	11/16/1968
Gary Kreis	Receiving	110		
Stanley Morgan	Rushing	138	Auburn	9/27/1975
Larry Seivers	Receiving	109		
Kelsey Finch	Rushing	124	Auburn	9/25/1976
Stanley Morgan	Receiving	131		
James Berry	Rushing	102	Vanderbilt	11/28/1981
Willie Gault	Receiving	217		
Johnnie Jones	Rushing	113	Alabama	10/15/1983
Clyde Duncan	Receiving	137		
Lenny Taylor	Receiving	109		
Johnnie Jones	Rushing	248	Vanderbilt	11/26/1983
Clyde Duncan	Receiving	125		
Johnnie Jones	Rushing	119	Vanderbilt	12/1/1984
Tim McGee	Receiving	190		
Keith Davis	Rushing	102	Auburn	9/28/1985
Tim McGee	Receiving	163		
William Howard	Rushing	158	Vanderbilt	11/29/1986
Anthony Miller	Receiving	101		
Reggie Cobb	Rushing	182	Duke	9/10/1988
Thomas Woods	Receiving	128		
Greg Amsler	Rushing	121	Kentucky	11/19/1988
Alvin Harper	Receiving	135		
Chuck Webb	Rushing	162	Akron	11/11/1989
Thomas Woods	Receiving	112		
Chuck Webb	Rushing	131	Colorado	8/26/1990
Carl Pickens	Receiving	141		
Alvin Harper	Receiving	115		
Tony Thompson	Rushing	120	Temple	11/3/1990
Carl Pickens	Receiving	144		
James Stewart	Rushing	141	Auburn	9/28/1991
Carl Pickens	Receiving	172		
James Stewart	Rushing	145	Vanderbilt	11/30/1991
Aaron Hayden	Rushing	115		
Mose Phillips	Rushing	107		
Craig Faulkner	Receiving	107		
Charlie Garner	Rushing	108	Vanderbilt	11/28/1992
Craig Faulkner	Receiving	128		
Charlie Garner	Rushing	107	Georgia	9/11/1993
Cory Fleming	Receiving	105		
James Stewart	Rushing	121	Vanderbilt	11/26/1994
Jay Graham	Rushing	121		
Kendrick Jones	Receiving	108		
Jay Graham	Rushing	137	Georgia	9/9/1995
Joey Kent	Receiving	110		
Jay Graham	Rushing	108	Okla. State	9/30/1995
Joey Kent	Receiving	107		
Jay Graham	Rushing	130	Arkansas	10/7/1995
Joey Kent	Receiving	161		
Jay Graham	Rushing	122	Alabama	10/14/1995
Joey Kent	Receiving	117		
Marcus Nash	Receiving	100		
Jay Graham	Rushing	147	Kentucky	11/18/1995
Joey Kent	Receiving	138		
Jay Graham	Rushing	154	Ohio State*	1/1/1996
Joey Kent	Receiving	109		

Player	Rush/Rec.	Yards	Opponent	Date
Jay Graham	Rushing	121	Mississippi	10/3/1996
Joey Kent	Receiving	126		
Jay Graham	Rushing	128	Alabama	10/26/1996
Joey Kent	Receiving	125		
Jamal Lewis	Rushing	124	Arkansas	11/15/1997
Marcus Nash	Receiving	126		
Jamal Lewis	Rushing	128	Kentucky	11/22/1997
Marcus Nash	Receiving	195		
Jamal Lewis	Receiving	105		
Travis Henry	Rushing	104	UAB	11/7/1998
Peerless Price	Receiving	103		
Travis Henry	Rushing	136	Vanderbilt	11/28/1998
Peerless Price	Receiving	181		
Jamal Lewis	Rushing	159	Wyoming	9/4/1999
Cedrick Wilson	Receiving	183		
Jamal Lewis	Rushing	146	So. Carolina	10/30/1999
Donté Stallworth	Receiving	130		
Travis Henry	Rushing	139	Kentucky	11/18/2000
Cedrick Wilson	Receiving	117		
Travis Stephens	Rushing	176	Georgia	10/6/2001
Kelley Washington	Receiving	108		
Travis Stephens	Rushing	124	Memphis	11/10/2001
Donté Stallworth	Receiving	142		
Jabari Davis	Rushing	135	Arkansas	10/5/2002
Kelley Washington	Receiving	112		
Cedric Houston	Rushing	127	Kentucky	11/27/2004
Robert Meachem	Receiving	145		
LaMarcus Coker	Rushing	125	Memphis	9/30/2006
Robert Meachem	Receiving	157		
Arian Foster	Rushing	125	Southern Miss.	9/8/2007
Lucas Taylor	Receiving	118		
Austin Rogers	Receiving	112		
LaMarcus Coker	Rushing	101	Arkansas St.	9/22/2007
Lucas Taylor	Receiving	104		
Arian Foster	Rushing	118	Kentucky	11/24/2007
Lucas Taylor	Receiving	103		
Tauren Poole	Rushing	101	Memphis	11/6/2010
Denarius Moore	Receiving	103		
Tauren Poole	Rushing	107	Mississippi	11/13/2010
Justin Hunter	Receiving	114		
Tauren Poole	Rushing	101	Cincinnati	9/10/2011
Justin Hunter	Receiving	156		
Da'Rick Rogers	Receiving	100		
Tauren Poole	Rushing	101	Buffalo	10/1/2011
Da'Rick Rogers	Receiving	180		
Tauren Poole	Rushing	107	Vanderbilt	11/19/2011
Da'Rick Rogers	Receiving	116		
Rajion Neal	Rushing	151	Akron	9/22/2012
Justin Hunter	Receiving	115		
Marlin Lane	Rushing	132	Troy	11/3/2012
Justin Hunter	Receiving	181		
Cordarrelle Patterson	Receiving	219		
Jalen Hurd	Rushing	125	South Carolina	11/1/2014
Joshua Dobbs	Rushing	166		
Alton Howard	Receiving	109		

* Bowl game

GENERAL

STAFF

PLAYERS

REVIEW

HISTORY

HONORS

VOLMANAC

RECORDS



ALL-PURPOSE YARDS

■ **INDIVIDUAL GAME**

Plays—44, Arian Foster vs. Vanderbilt 2005
Yards—294, Chuck Webb vs. Mississippi 1989

■ **INDIVIDUAL SEASON**

Plays—310, Travis Stephens 2001
Yards—1,858, Cordarrelle Patterson, 2012

■ **INDIVIDUAL CAREER**

Plays—740, Arian Foster, 2005-08
Yards—4,642, Stanley Morgan 1973-76

CAREER LEADERS

1. STANLEY MORGAN, WR/TB (1973-76)

Year	Plays	Rush	Rec	KOR	PR	IR	Total
1973	38	32	511	309	—	—	852
1974	180	723	234	375	255	—	1,587
1975	159	809	13	63	284	—	1,169
1976	135	388	317	136	193	—	1,034
TOTALS	512	1,952	1,075	883	732	—	4,642

Others	Plays	Rush	Rec	KOR	PR	IR	Total
2. Willie Gault, 1979-82	252	40	1,482	1,854	659	—	4,035
3. Arian Foster, 2005-08	740	2,964	742	174	—	—	3,880
4. James Stewart, 1991-94	585	2,890	463	—	—	—	3,353
5. Travis Henry, 1997-2000	577	3,078	98	—	—	—	3,176
6. Jamal Lewis, 1997-99	526	2,677	484	—	—	—	3,161
7. Johnnie Jones, 1981-84	543	2,852	220	—	—	—	3,072
8. Reggie Cobb, 1987-89	494	2,360	360	326	—	—	3,046
9. Cedric Houston, 2001-04	540	2,634	369	—	—	—	3,003
10. Peerless Price, 1995-98	177	127	2,289	480	4	—	2,900
11. George Cafego, 1937-39	335	1,589	—	391	883	—	2,863
12. Carl Pickens, 1989-91	161	11	1,875	777	135	50	2,848
13. Jay Graham, 1993-96	540	2,609	233	—	—	—	2,842
Rajion Neal, 2010-13	510	2,163	626	53	—	—	2,842
15. Joey Kent, 1993-96	185	-6	2,814	—	—	—	2,808
16. M. Hardesty, 2005-09	598	2,391	405	—	—	—	2,796

SINGLE-SEASON LEADERS

Name, Year	Plays	Rush	Rec	KOR	PR	IR	Total
1. Cord Patterson, 2012	99	308	778	671	101	—	1,858
2. Reggie Cobb, 1987	266	1,197	198	326	—	—	1,721
3. Arian Foster, 2007	287	1,193	340	117	—	—	1,650
4. M. Hardesty, 2009	307	1,345	302	—	—	—	1,647
5. Jamal Lewis, 1997	255	1,364	275	—	—	—	1,639
6. Travis Stephens, 2001	310	1,464	169	—	—	—	1,633
7. Jay Graham, 1995	292	1,438	160	—	—	—	1,598
8. Stanley Morgan, 1974	180	723	234	375	255	—	1,587
9. Willie Gault, 1981	84	16	479	606	381	—	1,482
10. Charlie Garner, 1993	177	1,161	81	139	—	—	1,381
11. Travis Henry, 2000	266	1,314	65	—	—	—	1,379

SINGLE-GAME LEADERS

Name (Opp. Year)*	Plays	Rush	Rec	KOR	PR	Total
1. Chuck Webb (Mississippi 1989)	35	294	—	—	—	294
2. Cordarrelle Patterson (Troy 2012)	13	13	219	43	—	275
3. Willie Gault (Auburn 1982)	16	5	174	23	23	273
4. Willie Gault (Vanderbilt 1981)	6	—	217	—	51	268
Arian Foster (Vanderbilt 2005)	44	223	45	—	—	268
6. Stanley Morgan (Hawaii 1975)	17	201	—	—	63	264
7. Kelley Washington (LSU 2001)	11	—	256	—	—	256
8. Tony Thompson (Miss. State 1990)	23	248	5	—	—	253
9. Chuck Webb (Arkansas 1990)	35	250	—	—	—	250
10. Johnnie Jones (Vanderbilt 1983)	30	248	—	—	—	248
11. Jamal Lewis (Georgia 1997)	25	232	15	—	—	247
12. Reggie Cobb (Auburn 1989)	23	225	18	—	—	243
Johnnie Jones (Rutgers 1983)	42	234	9	—	—	243
14. Peerless Price (Florida St. 1998)	6	—	199	43	—	242
15. Travis Stephens (Florida 2001)	21	226	11	—	—	237
16. Tony Thompson (Vanderbilt 90)	31	236	—	—	—	236

YEAR-BY-YEAR LEADERS

Year	Player	Plays	Rush	Rec	KOR	PR	IR	Total
1950	Bert Rechichar	59	126	205	40	349	95	815
1951	Hank Lauricella	117	881	—	116	—	—	997
1952	Andy Kozar	122	660	—	—	—	—	660
1953	Jimmy Wade	183	675	—	159	235	59	1,128
1954	Tom Tracy	124	794	9	99	—	—	902
1955	Johnny Majors	209	657	—	128	234	—	1,019
1956	Johnny Majors	124	549	—	135	86	—	770
1957	Bobby Gordon	198	526	—	271	231	12	1,040
1958	Bill Majors	173	294	—	252	108	—	654
1959	Bill Majors	133	232	—	135	175	62	604
1960	Glenn Glass	102	225	—	61	81	—	620
1961	Mallon Faircloth	135	475	—	142	50	—	667
1962	Mallon Faircloth	169	376	—	230	191	59	856
1963	Mallon Faircloth	156	652	—	248	136	—	1,036
1964	Hal Wantland	137	222	284	224	33	—	763
1965	Walter Chadwick	120	470	92	228	—	—	790
1966	Johnny Mills	48	—	725	—	—	—	725
1967	Walter Chadwick	158	645	178	22	—	—	845
1968	Richard Pickens	145	736	96	19	—	—	851
1969	Curt Watson	150	807	28	—	—	—	835
1970	Curt Watson	196	791	54	—	—	—	845
1971	Curt Watson	199	766	30	17	—	—	813
1972	Haskel Stanback	201	890	57	109	—	—	1,056
1973	Stanley Morgan	38	32	511	309	—	—	852
1974	Stanley Morgan	180	723	234	375	255	—	1,587
1975	Stanley Morgan	159	809	13	63	284	—	1,169
1976	Stanley Morgan	135	388	317	136	193	—	1,034
1977	Kelsey Finch	162	770	76	34	—	—	880
1978	Hubert Simpson	117	524	102	13	—	—	639
1979	Hubert Simpson	168	792	75	—	—	—	867
1980	Willie Gault	61	20	240	662	103	—	1,025
1981	Willie Gault	84	16	479	606	381	—	1,482
1982	Willie Gault	95	4	668	549	145	—	1,366
1983	Johnnie Jones	197	1,116	67	—	—	—	1,183
1984	Johnnie Jones	242	1,290	86	—	—	—	1,376
1985	Tim McGee	59	—	947	17	18	—	982
1986	Anthony Miller	72	64	667	522	—	—	1,253
1987	Reggie Cobb	266	1,197	198	326	—	—	1,721
1988	Anthony Morgan	38	20	138	580	—	—	738
1989	Chuck Webb	209	1,236	—	—	—	—	1,236
1990	Tony Thompson	224	1,261	66	—	—	—	1,327
1991	James Stewart	208	939	106	—	—	—	1,045
1992	Charlie Garner	159	928	25	—	—	—	953
1993	Charlie Garner	177	1,161	81	139	—	—	1,381
1994	James Stewart	187	1,028	147	—	—	—	1,175
1995	Jay Graham	292	1,438	160	—	—	—	1,598
1996	Joey Kent	69	3	1,080	—	—	—	1,083
1997	Jamal Lewis	255	1,364	275	—	—	—	1,639
1998	Peerless Price	79	25	920	389	-3	—	1,331
1999	Jamal Lewis	192	816	193	—	—	—	1,009
2000	Travis Henry	266	1,314	65	—	—	—	1,379
2001	Travis Stephens	310	1,464	169	—	—	—	1,633
2002	Cedric Houston	153	779	55	—	—	—	834
2003	Mark Jones	65	65	556	—	303	51	975
2004	Gerald Riggs, Jr.	206	1,107	37	92	—	—	1,236
2005	Arian Foster	199	879	148	37	—	—	1,064
2006	Robert Meachem	77	3	1,298	12	16	—	1,329
2007	Arian Foster	287	1,193	340	117	—	—	1,650
2008	Dennis Rogers	42	—	698	62	38	798	
2009	Montario Hardesty	307	1,345	302	—	—	—	1,647
2010	Tauren Poole	226	1,034	171	—	—	—	1,205
2011	Da'Rick Rogers	75	10	1,040	113	—	—	1,163
2012	Cordarrelle Patterson	99	308	778	671	101	—	1,858
2013	Rajion Neal	242	1,124	108	—	—	—	1,232
2014	Jalen Hurd	225	899	221	—	—	—	1,120



SCORING

■ INDIVIDUAL GAME

Points—30, Gene McEver (S. Carolina 1929)
Modern record—24, Bob Lund (Vanderbilt 1945); Harold Payne (Washington & Lee 1951); Hubert Simpson (Notre Dame 1979); Tony Thompson (Vanderbilt 1990); James Stewart (Georgia 1994); Jamal Lewis (Kentucky 1997)

Points by Kicking—17, Alan Duncan (Kentucky 1978; 5-6 FG, 2-2 PAT); Fuad Reveiz (Memphis State 1982; 5-5 FG, 2-2 PAT); Alex Walls (Wyoming 2002; 4-4 FG, 5-5 PAT)

Touchdowns—5, Gene McEver (South Carolina 1929) Modern record—4, Bob Lund (Vanderbilt 1945); Harold Payne (Washington & Lee 1951); Hubert Simpson (Notre Dame 1979); Tony Thompson (Vanderbilt 1990); James Stewart (Georgia 1994); Jamal Lewis (Kentucky 1997)

Point-After-Touchdowns Attempted—10, Alex Walls (La.-Monroe 2000)

Point-After-Touchdowns Made—10, Alex Walls (La.-Monroe 2000)

Percentage PATs Made—100.0, Alex Walls (La.-Monroe 2000; 10 of 10)

Two-Point Conversions Attempted—2, Six times; most recent: Cedric Houston (Kentucky 2004)

Two-Point Conversions Made—2, Kenny Jones (Alabama 1982); Thomas Woods (Alabama 1987)

Blocked Extra-Point Return—1, Floyd Miley (Mississippi 1990; 97 yards)

Field Goals Attempted—6, Alan Duncan (Kentucky 1978)

Longest Field Goal Attempted—63, Fuad Reveiz (Washington State 1984)

Field Goals Made—5, Alan Duncan (Kentucky 1978); Fuad Reveiz (Memphis State & Kentucky 1982); Alex Walls (Florida 2000)

Longest Field Goal Made—60, Fuad Reveiz (Georgia Tech 1982)

■ INDIVIDUAL SEASON

Points—130, Gene McEver 1929
Modern record—120, Reggie Cobb 1987

Points by kicking—115, Daniel Lincoln 2007

Touchdowns—21, Gene McEver 1929
Modern record—20, Reggie Cobb 1987
Points-after-touchdowns attempted—59, John Becksvoort 1993

Point-after-touchdowns made—59, John Becksvoort 1993

Percentage PATs made (min. 35 atts.)—100.0, John Becksvoort 1993 (59 of 59); Greg Burke 1990 (50 of 50); James Wilhoit 2003 (41 of 41); John Becksvoort 1994 (39 of 39); Alex Walls 2000 & 2001 (both 39 of 39); Greg Burke 1989 (36 of 36); John Becksvoort 1992 (35 of 35)

Two-point conversions attempted—3, Hal Wantland 1964; Condredge Holloway 1973 & 1974

Two-point conversions made—2, Bobby Morton 1962; Condredge Holloway 1973; Larry Seivers 1974; Tommy West 1974; Mike Gayles 1975; Kenny Jones 1982;

Thomas Woods 1987; Alvin Harper 1987
Field goals attempted—31, Fuad Reveiz 1982
Field goals made—27, Fuad Reveiz 1982
Field goals made by freshman—21, Daniel Lincoln 2007

Field-goal percentage—
Min. 10 atts.—92.0, John Becksvoort 1993 (12 of 13)
Min. 20 atts.—90.0, Alex Walls 2000 (18 of 20)
Min. 30 atts.—87.1, Fuad Reveiz 1982 (27 of 31)

Field-goal percentage by freshman (min. 5 made)—.727, Alex Walls 1999 (8 of 11)

Consecutive Field Goals Made—18, Fuad Reveiz 1984

■ INDIVIDUAL CAREER

Points—371, Jeff Hall 1995-98
Touchdowns—44, Gene McEver 1928-31

Modern record—39, Stanley Morgan 1973-76; James Stewart 1991-94

Consecutive games scoring touchdown—11, Travis Stephens, Nov. 4, 2000-Nov. 3, 2001 (12 rush, 1 rec.)

Point-after-touchdowns attempted—194, Jeff Hall 1995-98

Point-after-touchdowns made—188, Jeff Hall 1995-98

Point-after-touchdown percentage (min. 100 atts.)—100.0, John Becksvoort 1991-94 (161 of 161)

Consecutive point-after-touchdowns made—161, John Becksvoort 1991-94

Two-point conversions attempted—8, Condredge Holloway 1972-74

Two-point conversions made—3, Bobby Morton 1960-63; Condredge Holloway 1972-74

Field goals attempted—95, Fuad Reveiz 1981-84

Field goals made—71, Fuad Reveiz 1981-84

Field-goal percentage—
Min. 50 made—77.9, Alex Walls 1999-2002 (53 of 68)

Min. 70 made—74.7, Fuad Reveiz 1981-84 (71 of 95)

*SEC Scoring Champion; †Tied for SEC Scoring Champion; +NCAA Champion

SCORING

■ MOST POINTS

GAME (BY TOUCHDOWN)

1.	30	Gene McEver vs. So. Carolina 1929	
		(5 TD)	
2.	24	Jamal Lewis at Kentucky 1997	1997
		(4 TD)	
	24	James Stewart at Georgia 1994	1994
		(4 TD)	
	24	Tony Thompson at Vanderbilt 1990	1990
		(4 TD)	
	24	Hubert Simpson vs. Notre Dame 1979	1979
		(4 TD)	
	24	Herky Payne vs. Wash. & Lee 1951	1951
		(4 TD)	
	24	Bob Lund vs. Vanderbilt 1945	1945
		(4 TD)	

GAME (BY KICKING)

17	Derrick Brodus vs. Akron 2012	2012
	(4 FG, 5 PAT)	
17	Alex Walls vs. Wyoming 2002	2002

(4 FG, 5 PAT)		
17	Fuad Reveiz vs. Memphis St. 1982	1982
	(5 FG, 2 PAT)	
17	Alan Duncan vs. Kentucky 1978	1978
	(5 FG, 2 PAT)	

■ SEASON

1.	+130	Gene McEver (21 TD, 4 PAT)	1929
2.	*120	Reggie Cobb (20 TD)	1987
3.	115	D. Lincoln (21 FG, 52 PAT)	2007
4.	107	Greg Burke (19 FG, 50 PAT)	1990
5.	*104	Jeff Hall (19 FG, 47 PAT)	1998
6.	102	Aaron Medley (20 FG, 42 PAT)	2014
7.	*102	Carlos Reveiz (24 FG, 30 PAT)	1985
8.	101	Fuad Reveiz (27 FG, 20 PAT)	1982
9.	96	J. Wilhoit (18 FG, 42 PAT)	2006
	96	Tony Thompson (16 TD)	1990
11.	95	Jeff Hall (16 FG, 47 PAT)	1997
	95	Jeff Hall (16 FG, 47 PAT)	1995
	*95	J. Becksvoort (12 FG, 59 PAT)	1993

*SEC Champion; +NCAA Champion

■ CAREER

1.	371	Jeff Hall (61 FG, 188 PAT)	1995-98
2.	325	James Wilhoit (59 FG, 148 PAT)	2003-06
3.	317	John Becksvoort (52 FG, 161 PAT)	1991-94
			1981-84
4.	314	Fuad Reveiz (71 FG, 101 PAT)	1981-84
5.	292	Alex Walls (53 FG, 133 PAT)	1997-2002
6.	287	Daniel Lincoln (51 FG, 134 PAT)	2007-10
7.	276	Gene McEver (44 TD, 12 PAT)	1928-31
8.	236	Stanley Morgan (39 TD, 1 PAT)	1973-76
9.	234	James Stewart (39 TD)	1991-94
10.	220	Michael Palardy (37 FG, 109 PAT)	2010-13
11.	203	George Hunt (32 FG, 107 PAT)	1969-71

KICKING

■ FIELD GOALS ATTEMPTED SEASON

1.	31	Fuad Reveiz	1982
2.	29	Daniel Lincoln	2007
	29	Greg Burke	1990
4.	28	Carlos Reveiz	1985
5.	26	Aaron Medley	2014
	26	Fuad Reveiz	1983
7.	25	Jeff Hall	1995
8.	24	James Wilhoit	2003
	24	Jeff Hall	1998
10.	23	Fuad Reveiz	1984
11.	22	James Wilhoit	2006

CAREER

1.	95	Fuad Reveiz	1981-84
2.	89	Jeff Hall	1995-98
3.	82	James Wilhoit	2003-06
4.	75	John Becksvoort	1991-94
5.	74	Daniel Lincoln	2007-10
6.	68	Alex Walls	1999-2002
7.	61	Ricky Townsend	1972-74
8.	50	Michael Palardy	2010-13
9.	49	George Hunt	1969-71
10.	47	Carlos Reveiz	1984-86

RECORDS

■ FIELD GOALS MADE GAME

1.	5	Alex Walls vs. Florida	2000
	5	Fuad Reveiz vs. Kentucky	1982
	5	Fuad Reveiz vs. Memphis St.	1982
	5	Alan Duncan vs. Kentucky	1978
5.	4	Many, last D. Brodus vs. Akron	2012

SEASON

1.	27	Fuad Reveiz	1982
2.	24	Carlos Reveiz	1985
3.	21	Daniel Lincoln	2007
4.	20	Aaron Medley	2014
5.	20	Fuad Reveiz	1984
6.	19	Jeff Hall	1998
7.	19	Greg Burke	1990
8.	18	James Wilhoit	2006
	18	Alex Walls	2000
10.	17	James Wilhoit	2003
	17	Fuad Reveiz	1983

■ CAREER

1.	71	Fuad Reveiz	1981-84
2.	61	Jeff Hall	1995-98
3.	59	James Wilhoit	2003-06
4.	53	Alex Walls	1999-2002
5.	52	John Becksvoort	1991-94
6.	51	Daniel Lincoln	2007-10
7.	37	Michael Palardy	2010-13
8.	34	Carlos Reveiz	1984-86
9.	33	Ricky Townsend	1972-74
10.	32	Greg Burke	1989-90
	32	George Hunt	1969-71

FIELD GOAL PCT.

■ SEASON (MIN. 10 MADE)

1.	.923	John Becksvoort (12-13)	1993
2.	.909	Daniel Lincoln (10-11)	2010
3.	.900	Alex Walls (18-20)	2000
4.	.871	Fuad Reveiz (27-31)	1982
5.	.870	Fuad Reveiz (20-23)	1984
6.	.867	Greg Burke (13-15)	1989
7.	.857	Carlos Reveiz (24-28)	1985
8.	.824	Michael Palardy (14-17)	2013
9.	.818	James Wilhoit (18-22)	2006
10.	.800	George Hunt (12-15)	1971

■ CAREER (MIN. 25 MADE)

1.	.779	Alex Walls (53-68)	1999-2002
2.	.747	Fuad Reveiz (71-95)	1981-84
3.	.740	Michael Palardy (37-50)	2010-13
4.	.727	Greg Burke (32-44)	1989-90
5.	.723	Carlos Reveiz (34-47)	1984-86
6.	.720	James Wilhoit (59-82)	2003-06
7.	.693	John Becksvoort (52-75)	1991-94
8.	.689	Daniel Lincoln (51-74)	2007-10
	.689	Alan Duncan (31-45)	1978-80
10.	.685	Jeff Hall (61-89)	1995-98
11.	.653	George Hunt (32-49)	1969-71

LONGEST FIELD GOALS

1.	60	Fuad Reveiz at Georgia Tech	1982
2.	57	Jimmy Gaylor at Kentucky	1977
3.	55	Carlos Reveiz vs. Georgia Tech	1985
	55	Fuad Reveiz vs. Kentucky	1982
	55	Alan Duncan at Georgia Tech	1980
6.	54	Fuad Reveiz vs. Memphis St.	1982
	54	Karl Kremser vs. Alabama	1968
8.	53	Jeff Hall vs. Oklahoma State	1995
	53	John Becksvoort vs. Arkansas	1992
	53	C. Reveiz vs. Texas-El Paso	1986
	53	Alan Duncan vs. Duke	1978
	53	George Shuford at Alabama	1961
	53	Buck Hatcher at Sewanee	1920
14.	52	Michael Palardy at Alabama	2011
	52	Fuad Reveiz at Mississippi	1982
	52	Fuad Reveiz vs. Memphis St.	1982
	52	Fuad Reveiz at LSU	1982
	52	Fuad Reveiz vs. Iowa State	1982
	52	Fuad Reveiz vs. Maryland*	1984
	52	Carlos Reveiz vs. W. Forest	1985
21.	51	Michael Palardy at Missouri	2013
	51	James Wilhoit vs. Florida	2006

51	James Wilhoit at Georgia	2004	
51	James Wilhoit at Florida	2003	
51	A. Walls vs. LSU (SEC Champ)	2001	
51	Alex Walls vs. So. Carolina	1999	
51	John Becksvoort vs. La. Tech	1993	
51	Greg Burke vs. Alabama	1990	
51	Phil Reich vs. Auburn	1987	
51	Carlos Reveiz vs. Ga. Tech	1985	
51	George Hunt vs. Miss. St.	1971	
51	Fuad Reveiz at Memphis St.	1981	
33.	50	James Wilhoit vs. Florida	2004
	50	Jeff Hall at Kentucky	1995
	50	John Becksvoort vs. Penn St.*	1994
	50	Fuad Reveiz vs. Kentucky	1982
	50	George Hunt at Auburn	1971

*Bowl Game

YEAR-BY-YEAR LEADERS

Year	Name	TDs	FGs	PAT	Total	Year	Name	TDs	FGs	PAT	Total
1950	Andy Kozar	11	0	0	66	1982	Fuad Reveiz	0	27	20	101
1951	Herky Payne	14	0	0	84	1983	Fuad Reveiz	0	17	27	78
1952	Andy Kozar	7	0	0	42	1984	Fuad Reveiz	0	20	29	89
1953	Jimmy Wade	12	0	0	72	1985	Carlos Reveiz	0	24	30	102
1954	Tom Tracy	4	0	7	31	1986	William Howard	14	0	1	86
1955	Johnny Majors	6	0	0	36	1987	Reggie Cobb	20	0	0	120
1956	Tommy Bronson	8	0	0	48	1988	Thomas Woods	6	0	0	36
1957	Bobby Gordon	9	0	0	54		Chip McCallum	0	7	15	36
1958	Bill Majors	2	0	0	12	1989	Greg Burke	0	13	36	75
	Carl Smith	2	0	0	12	1990	Greg Burke	0	19	50	107
	Murray Armstrong	2	0	0	12	1991	John Becksvoort	0	15	28	73
1959	Gene Etter	4	0	3	27	1992	John Becksvoort	0	16	35	83
1960	Glenn Glass	8	0	0	48	1993	John Becksvoort	0	12	59	95
1961	Mallon Faircloth	6	0	0	36	1994	James Stewart	14	0	0	84
1962	George Shuford	0	3	16	25	1995	Jeff Hall	0	16	47	95
1963	Hal Wantland	4	0	0	24	1996	Jeff Hall	0	10	47	77
	Stan Mitchell	4	0	0	24	1997	Jeff Hall	0	16	47	95
	Mallon Faircloth	4	0	0	24	1998	Jeff Hall	0	19	47	104
1964	Hal Wantland	5	0	1	32	1999	Alex Walls	0	8	35	59
1965	David Leake	1	4	21	39	2000	Alex Walls	0	18	39	93
1966	Austin Denney	7	0	0	42	2001	Alex Walls	0	15	39	84
1967	Walter Chadwick	11	0	0	66	2002	Jabari Davis	10	0	0	60
1968	Karl Kremser	0	6	28	46	2003	James Wilhoit	0	17	41	92
1969	George Hunt	0	10	35	65	2004	James Wilhoit	0	10	44	74
1970	George Hunt	0	10	42	72	2005	James Wilhoit	0	14	21	63
1971	George Hunt	0	12	30	66	2006	James Wilhoit	0	18	42	96
1972	Haskel Stanback	13	0	0	78	2007	Daniel Lincoln	0	21	52	115
1973	Ricky Townsend	0	11	27	60	2008	Daniel Lincoln	0	10	22	52
1974	Stanley Morgan	14	0	0	84	2009	Montario Hardesty	14	0	0	84
1975	Stanley Morgan	10	0	0	60	2010	Tauren Poole	12	0	0	72
1976	Stanley Morgan	11	0	1	68	2011	DaRick Rogers	9	0	0	54
1977	Kelsey Finch	9	0	1	56	2012	Michael Palardy	0	9	37	64
1978	Alan Duncan	0	13	26	65	2013	Michael Palardy	0	14	34	76
1979	Alan Duncan	0	10	33	63	2014	Aaron Medley	0	20	42	102
1980	Alan Duncan	0	8	28	52						
1981	Fuad Reveiz	0	7	25	46						



PUNTING

INDIVIDUAL GAME

Punts—14, Craig Colquitt vs. Kentucky 1976
Average

Min. 5 punts—53.0, Jimmy Colquitt vs. LSU 1982 and Auburn 1983 (both 5 punts for 265 yards)

Min. 7 punts—51.7, Dustin Colquitt (South Carolina 2003; for 362 yards)

Longest Punt—100, A. H. Douglas vs. Clemson 1902

(Modern)—81, Kent Elmore vs. Vandy 1988

INDIVIDUAL SEASON

Punts—80, Matt Darr, 2014

Yards—3,378, Matt Darr, 2014

Average per punt

Min. 25 punts—46.9, Jimmy Colquitt 1982 (45 for 2,110 yards)

Min. 50 punts—45.3, Dustin Colquitt 2003 (68 for 3,081 yards)

INDIVIDUAL CAREER

Punts—240, Dustin Colquitt 2001-04

Yards—10,216, Dustin Colquitt 2001-04

Average (Min. 75 Punts)—43.9, Jimmy Colquitt 1981-84 (201 for 8,816 yards)

PUNTING

MOST PUNTS

GAME

1. 14 Craig Colquitt vs. Kentucky 1976
2. 13 Herman Weaver vs. Georgia 1968
3. 12 Hal Littleford vs. N. Carolina 1948
4. 11 Jimmy Colquitt at Kentucky 1983
- 11 Neil Clabo at Auburn 1974
- 11 Neil Clabo vs. Auburn 1973

PUNTING AVERAGE

GAME (MIN. 5 PUNTS)

1. 53.0 Jimmy Colquitt vs. Auburn 1983
 - 53.0 Jimmy Colquitt at LSU 1982
 - 52.3 Chris Hogue vs. Nebraska* 1997
 - 52.0 Craig Colquitt vs. Oregon St. 1977
 - 51.7 Dustin Colquitt vs. So. Carolina 2003
 - 51.6 Tom Hutton vs. UCLA 1991
 - 51.2 Michael Palardy vs. Georgia 2013
 - 51.0 Jimmy Colquitt vs. Ga. Tech 1981
- *Bowl Game*

SEASON (MIN. 40 PUNTS)

1. 46.9 Jimmy Colquitt (46/2,156) 1982
- 45.3 Dustin Colquitt (68/3,081) 2003
- 45.0 Craig Colquitt (66/2,969) 1977
- 44.9 B. Colquitt (46/2,066) 2006
- 44.5 Michael Palardy (63/2,801) 2013
- 44.3 Kent Elmore (41/1,818) 1988
- 43.8 Jimmy Colquitt (58/2,543) 1981

8. 43.8+ Ron Widby (48/2,104) 1966
 9. 43.6 D. Colquitt (65/2,833) 2002
 - 43.6 Neil Clabo (56/2,439) 1973
 11. 43.4 B. Colquitt (42/1,821) 2008
- + NCAA statistical champion

CAREER

1. 43.9 J. Colquitt (201/8,816) 1981-84
- 42.9 Michael Palardy (117/5,024) 2010-13
- 42.569 B. Colquitt (209/8,897) 2005-08
- 42.566 D. Colquitt (240/10,216) 2001-04
- 42.5 C. Colquitt (204/8,662) 1975-77
- 42.3 Ron Widby (142/6,002) 1964-66
- 42.2 Kent Elmore (86/3,631) 1986-88
- 41.72 Neil Clabo (179/7,468) 1972-74
- 41.70 C. Cunningham (149/6,214) 2007-10
- 40.71 Tom Hutton (180/7,329) 1991-94
- 40.64 Matt Darr (132/5,578) 2011-14
- 40.63 D. Leaverton (180/7,313) 1997-2000

LONGEST PUNTS

1. 100* A.H. Douglas vs. Clemson 1902
- 81 Kent Elmore vs. Vanderbilt 1988
- 79 Johnny Butler at Alabama 1940
- 79 Ed Palmer at Alabama 1934
- 78 Chris Hogue vs. Nebraska* 1997
- 78 Neil Clabo at Kentucky 1973
- 76 Hank Lauricella at Alabama 1951
- 76 Beattie Feathers vs. Florida 1933
- 75 Hank Lauricella vs. Ole Miss 1950
- 74 Joey Chapman vs. Pacific 1990

CAREER PUNTING LEADERS

1. JIMMY COLQUITT, P (1981-84), KNOXVILLE

	No.	Yds.	Avg.
1981	58	2,543	43.8
1982	46	2,156	46.9
1983	58	2,437	42.0
1984	39	1,680	43.1
TOTALS	201	8,816	43.9

2. Michael Palardy, 2010-13	117	5,024	42.9
3. Britton Colquitt, 2005-08	209	8,897	42.569
4. Dustin Colquitt, 2001-04	240	10,216	42.566
5. Craig Colquitt, 1975-77	204	8,662	42.46
6. Ron Widby, 1964-66	142	6,002	42.26
7. Kent Elmore, 1986-88	86	3,631	42.22
8. Neil Clabo, 1972-74	179	7,468	41.72
9. Chad Cunningham 2007-10	149	6,214	41.70
10. Tom Hutton, 1991-94	180	7,329	40.71
11. Matt Darr, 2011-14	136	5,527	40.64
12. David Leaverton, 1997-2000	180	7,313	40.63

1971	Bobby Majors	67	2,549	38.0
1972	Neil Clabo	59	2,272	38.5
1973	Neil Clabo	56	2,439	43.6
1974	Neil Clabo	64	2,757	43.1
1975	Craig Colquitt	79	3,183	40.3
1976	Craig Colquitt	59	2,510	42.3
1977	Craig Colquitt	66	2,969	45.0
1978	Dale Schneitman	57	2,296	40.3
1979	John Warren	52	2,106	40.5
1980	John Warren	58	2,327	40.1
1981	Jimmy Colquitt	58	2,543	43.8
1982	Jimmy Colquitt	46	2,156	46.9
1983	Jimmy Colquitt	58	2,437	42.0
1984	Jimmy Colquitt	39	1,680	43.1
1985	Bob Garmon	53	2,074	39.1
1986	Bob Garmon	43	1,810	42.1
1987	Bob Garmon	35	1,440	41.1
1988	Kent Elmore	41	1,818	44.3
1989	Kent Elmore	43	1,727	40.2
1990	Joey Chapman	45	1,885	41.9
1991	Tom Hutton	32	1,341	41.9
1992	Tom Hutton	64	2,632	41.4
1993	Tom Hutton	40	1,584	39.2
1994	Tom Hutton	44	1,772	40.3
1995	Larry Binion	42	1,509	35.9
1996	Larry Binion	49	1,961	40.0
1997	Chris Hogue	42	1,665	39.4
1998	David Leaverton	56	2,178	38.9
1999	David Leaverton	57	2,427	42.6
2000	David Leaverton	59	2,415	40.9
2001	Dustin Colquitt	51	2,020	39.6
2002	Dustin Colquitt	65	2,833	43.6
2003	Dustin Colquitt	68	3,081	45.3
2004	Dustin Colquitt	56	2,282	40.8
2005	Britton Colquitt	59	2,431	41.2
2006	Britton Colquitt	46	2,066	44.9
2007	Britton Colquitt	62	2,579	41.6
2008	Britton Colquitt	42	1,821	43.4
2009	Chad Cunningham	55	2,313	42.1
2010	Chad Cunningham	66	2,791	42.3
2011	Matt Darr	40	1,525	38.1
2012	Michael Palardy	36	1,551	43.1
2013	Michael Palardy	63	2,801	44.5
2014	Matt Darr	80	3,378	42.2

+NCAA statistical champion.

YEAR-BY-YEAR LEADERS

Year	Name	No.	Yds.	Avg.
1950	Hank Lauricella	63	2,292	36.4
1951	Hank Lauricella	43	1,494	34.7
1952	Pat Shires	54	1,911	35.4
1953	Jimmy Wade	36	1,115	30.9
1954	Bobby Brengle	30	1,275	42.5
1955	Johnny Majors	39	1,511	38.7
1956	Johnny Majors	26	1,119	43.0
1957	Bobby Gordon	40	1,707	42.7
1958	Bill Majors	49	1,739	35.5
1959	Gene Etter	38	1,592	41.9
1960	Bill Majors	30	1,166	38.9
1961	George Canale	32	1,195	37.3
1962	George Canale	53	2,218	41.8
1963	Jackie Cotton	29	995	34.3
1964	Ron Widby	74	3,042	41.1
1965	Jackie Cotton	43	1,526	35.5
1966	Ron Widby	38	2,104	+43.8
1967	Herman Weaver	54	2,080	38.5
1968	Herman Weaver	74	2,986	40.4
1969	Herman Weaver	53	2,197	41.2
1970	Bobby Majors	61	2,230	36.3

PUNT RETURNS

■ **INDIVIDUAL GAME**

Punts returned—7, Jerry Smith (Auburn 1964); Bobby Majors (Georgia 1969 and South Carolina 1970); Eddie Brown (Wake Forest 1972); Terry Fair (Vanderbilt 1996 and Auburn 1997); Eric Parker (Vanderbilt 1999 and Syracuse 2001); Dennis Rogan (South Carolina 2008)

Yards returned—157, Terry Fair (Auburn 1997; 7 returns)

Average per return (min. 3 ret.)—45.0, Bert Rechichar (Washington & Lee 1950; 3 for 135)

Longest punt return—100, Bert Rechichar (Washington & Lee 1950)

Touchdowns by punt return—1, by many

■ **INDIVIDUAL SEASON**

Punts returned—42, Bobby Majors 1971; Eddie Brown 1972

Yards returned—457, Bobby Majors 1969

Average per return (min. 1.2 per game)—*25.9, Bill Blackstock 1951 (12 for 311 yards)

Touchdowns by punt return—2, Eddie Brown 1973; Bobby Majors 1969 & 1971; Stanley Morgan 1975; Terry Fair 1996

■ **INDIVIDUAL CAREER**

Punts returned—117, Bobby Majors 1969-71

Yards returned—1,163, Bobby Majors 1969-71

Average per return—
Min. 50 ret.—14.7, Bert Rechichar 1949-51 (55 for 808 yards)

Min. 100 ret.—9.9, Bobby Majors 1969-71 (117 for 1,163 yards)

Touchdowns by punt return—4, Bobby Majors 1969-71

PUNT RETURNS

■ **MOST RETURNS**

GAME

- 7 Dennis Rogan at So. Carolina 2008
- 7 Eric Parker vs. Syracuse 2001
- 7 Eric Parker vs. Vanderbilt 1999
- 7 Terry Fair vs. Auburn (SEC) 1997
- 7 Terry Fair at Vanderbilt 1996
- 7 Eddie Brown vs. Wake Forest 1972
- 7 Bobby Majors at So. Carolina 1970
- 7 Bobby Majors at Georgia 1969
- 7 Jerry Smith at Auburn 1964

SEASON

- 42 Eddie Brown 1972
- 42 Bobby Majors 1971
- 38 Bobby Majors 1970
- 37 Bobby Majors 1969
- 36 Hal Littleford 1948
- 35 Eric Parker 2000
- 31 Willie Gault 1981
- 31 Eddie Brown 1973
- 30 Shawn Summers 1992

CAREER

- 117 Bobby Majors 1969-71
- 103 Eric Parker 1998-2001
- 84 Shawn Summers 1992-95
- 79 Hal Littleford 1947-49
- 78 Willie Gault 1979-82
- 74 Stanley Morgan 1973-76
- 74 Eddie Brown 1971-73
- 74 Jerry Smith 1964-66

- 67 Jonathan Hefney 2004-07
- 60 Thomas Woods 1986-89
- 55 Bert Rechichar 1949-50

■ **RETURN YARDS**

SEASON

- 457 Bobby Majors 1969
- 448 Hal Littleford 1948
- 437 Bobby Majors 1971
- 429 Eddie Brown 1972
- 400 Terry Fair 1996
- 387 Eric Parker 1999
- 381 Dale Carter 1990
- 381 Willie Gault 1981
- 375 Stanley Morgan 1974
- 359 Eddie Brown 1973
- 352 Eric Parker 2000
- 349 Bert Rechichar 1950
- 342 Shawn Summers 1992
- 311 Bill Blackstock 1951

CAREER

- 1163 Bobby Majors 1969-71
- 942 Shawn Summers 1992-95
- 920 Eric Parker 1998-2001
- 883 George Cafego 1937-39
- 880 Hal Littleford 1947-49
- 852 Stanley Morgan 1973-76
- 808 Bert Rechichar 1949-51
- 788 Eddie Brown 1971-73
- 745 Terry Fair 1994-97
- 659 Willie Gault 1979-82

■ **RETURN AVERAGE**

SEASON (MIN. 10 RETURNS)

- 25.9+ Bill Blackstock 1951
- 20.4+ Walter Slater 1941
- 18.1 Nilo Silvan 1994
- 17.6 George Canale 1960
- 17.5 Bert Rechichar 1950
- 15.1 Mark Jones 2003

+ NCAA statistical champion

CAREER (MIN. 30 RETURNS)

- 14.7 Burt Rechichar 1949-51
- 14.1 Terry Fair 1994-97
- 13.2 Bobby Brengle 1952-54
- 12.4 George Canale 1960-62
- 12.2 Johnny Majors 1954-56

■ **TOUCHDOWNS**

SEASON

- 2 Terry Fair 1996
- 2 Stanley Morgan 1975
- 2 Eddie Brown 1973
- 2 Bobby Majors 1971
- 2 Bobby Majors 1969

CAREER

- 4 Bobby Majors 1969-71

■ **LONGEST RETURNS**

- 100 Burt Rechichar vs. Wash. & Lee 1950
- 90 Harold Payne vs. Duke 1949
- 89 Roland James vs. Vanderbilt 1979
- 86 Terry Fair vs. Arkansas 1996
- 86 Terry Fair vs. UCLA 1996
- 86 Bill Bonevs. Emory & Henry 1924
- 85 Eddie Brown vs. Georgia 1973
- 85 Buist Warren vs. Mississippi 1938
- 85 George Canale vs. N. Carolina 1960
- 82 T. Woods at Wash. State 1988
- 81 C. Patterson at Vanderbilt 2012
- 80 Bob Brengle vs. No Carolina 1954

- 79 Johnny Majors vs. Chattanooga 1954
- 78 Eddie Brown vs. Vanderbilt 1973
- 78 Walter Slater vs. No. Carolina 1946
- 77 Shawn Summers vs. Cincinnati 1992
- 17.76 Cameron Sutton at Vanderbilt 2014**

YEARLY LEADERS

Year	Name	Returns	Yds	Avg
1950	Bert Rechichar	20	349	17.5
1951	Bill Blackstock	12	311	25.9
1952	Bobby Brengle	24	241	10.0
1953	Jimmy Wade	18	235	13.0
1954	Bobby Brengle	14	192	13.7
1955	Johnny Majors	21	234	11.1
1956	Johnny Majors	10	86	8.6
1957	Bobby Gordon	22	231	10.5
1958	Bill Majors	15	108	7.2
1959	Bill Majors	22	175	8.0
1960	George Canale	10	176	17.6
1961	George Canale	14	108	7.8
1962	Mallon Faircloth	20	191	9.6
1963	Mallon Faircloth	12	136	11.3
1964	Jerry Smith	24	193	8.0
1965	Jerry Smith	27	262	9.7
1966	Jerry Smith	23	148	6.4
1967	Bill Baker	21	232	11.0
1968	Bill Baker	29	305	10.5
1969	Bobby Majors	37	457	12.1
1970	Bobby Majors	38	269	7.0
1971	Bobby Majors	42	437	10.7
1972	Eddie Brown	42	429	10.2
1973	Eddie Brown	31	359	11.6
1974	Stanley Morgan	29	375	12.9
1975	Stanley Morgan	20	284	14.2
1976	Stanley Morgan	25	193	7.7
1977	Jeff Moore	12	32	2.7
1978	Robert Malone	11	117	10.6
1979	Roland James	19	243	12.8
1980	Willie Gault	21	103	4.9
1981	Willie Gault	31	381	12.3
1982	Willie Gault	20	145	7.3
1983	Tim McGee	21	192	9.1
1984	Andre Creamer	12	117	9.8
1985	Andre Creamer	22	149	6.8
1986	Thomas Woods	18	203	11.3
1987	Andre Creamer	17	120	7.1
1988	Thomas Woods	18	185	10.3
1989	Thomas Woods	14	126	9.0
1990	Dale Carter	29	381	13.1
1991	Dale Carter	24	141	5.9
1992	Shawn Summers	30	342	11.4
1993	Shawn Summers	18	255	14.2
1994	Nilo Silvan	15	272	18.1
1995	Shawn Summers	18	171	9.5
1996	Terry Fair	29	400	13.8
1997	Terry Fair	19	272	14.3
1998	Eric Parker	17	116	6.8
1999	Eric Parker	41	387	9.4
2000	Eric Parker	35	352	10.1
2001	Rashad Baker	26	237	9.1
2002	Mark Jones	26	240	9.2
2003	Mark Jones	20	303	15.1
2004	Jonathan Hefney	23	115	5.0
2005	Jonathan Hefney	13	149	11.5
2006	Jonathan Hefney	17	206	12.1
2007	Dennis Rogan	17	165	9.7
2008	Gerald Jones	15	150	10.0
2009	Dennis Rogan	6	46	7.7
2010	Eric Gordon	6	39	6.5
2011	Devrin Young	8	94	11.8
2012	Devrin Young	16	155	9.7
2013	Devrin Young	8	63	7.9
2014	Cameron Sutton	14	158	11.3

+NCAA statistical champion



KICKOFF RETURNS

INDIVIDUAL GAME

Kickoffs returned—7, Willie Gault (Southern California 1981)

Yards returned—207, LaMarcus Coker (Florida 2007)

Longest kickoff return—100, Willie Gault (Pittsburgh 1980); Pete Panuska (Maryland 1984); Peerless Price (Alabama 1998); Leonard Scott (Georgia 1999)

Most TDs by kickoff return—1, set by several

INDIVIDUAL SEASON

Kickoffs returned—33, David Oku (2009)

Yards returned—863, David Oku (2009)

Average per return—

Min. 20 ret.—28.0, Cordarrelle Patterson 2012 (24 for 671 yards)

Min. 30 ret.—26.2, David Oku 2009 (33 for 863 yards)

Touchdowns by kickoff return—3, Willie Gault 1980

INDIVIDUAL CAREER

Kickoffs returned—78, Willie Gault 1979-82

Yards returned—1,854, Willie Gault 1979-82

Average per return—

Min. 12 ret.—32.6, George Cafego 1937-79 (12 for 391 yards)

Min. 30 ret.—25.7, Dale Carter 1990-91 (44 for 1,130 yards)

Min. 50 ret.—23.8, Willie Gault 1979-82 (78 for 1,854 yards)

Touchdowns by kickoff return—4, Willie Gault 1979-82

KICKOFF RETURNS

MOST RETURNS

GAME

1. 7 Willie Gault at Southern Cal 1981

SEASON

1.	33	David Oku	2009
2.	28	Dennis Rogan	2008
	28	Willie Gault	1981
4.	27	Devrin Young	2011
	27	Dale Carter	1991
	27	Ronald Davis	1992
	27	Leonard Scott	2000
8.	26	Carl Pickens	1989
	26	Corey Larkins	2002
10.	25	Leonard Scott	2001

CAREER

1.	78	Willie Gault	1979-82
2.	77	Leonard Scott	1999-2002
3.	63	Corey Larkins	2001-04
4.	54	Devrin Young	2011-Pres.
5.	49	David Oku	2009-10
6.	44	Dennis Rogan	2007-09
	44	Dale Carter	1990-91
8.	41	Gary Moore	1977-79
9.	37	Stanley Morgan	1973-76
	37	Anthony Morgan	1988-90
11.	35	Carl Pickens	1989-91
12.	30	LaMarcus Coker	2006-07
	30	Billy Williams	1993-94

RETURN YARDS

SEASON

1.	863	David Oku	2009
2.	698	Dennis Rogan	2008
3.	671	Cordarrelle Patterson	2012
4.	662	Willie Gault	1980
5.	636	Leonard Scott	2000
6.	628	Devrin Young	2011
7.	623	Dale Carter	1991
8.	611	Corey Larkins	2002
9.	606	Willie Gault	1981
10.	594	Carl Pickens	1989

CAREER

1.	1,854	Willie Gault	1979-82
2.	1,788	Leonard Scott	1999-2002
3.	1,543	Devrin Young	2011-14
4.	1,307	Corey Larkins	2001-04
5.	1,175	David Oku	2009-10
6.	1,133	Dennis Rogan	2007-09
7.	1,130	Dale Carter	1990-91
8.	996	Gary Moore	1977-79
9.	862	Anthony Morgan	1988-90
10.	777	Carl Pickens	1989-91
11.	763	Stanley Morgan	1973-76
12.	740	LaMarcus Coker	2006-07
13.	722	Billy Williams	1993-94
14.	671	Cordarrelle Patterson	2012
15.	639	Mark Levine	1995-97

RETURN AVERAGE

SEASON (MIN. 10 RETURNS)

1.	29.82+	Dale Carter	1990
2.	29.80+	Randall Morris	1983
3.	29.5	Evan Berry	2014
	29.5	Dennis Rogan	2007
5.	28.4	Billy Williams	1993
6.	28.0	Cordarrelle Patterson	2012
7.	27.8	Peerless Price	1998

+NCAA Statistical Champion

CAREER (MIN. 20 RETURNS)

1.	28.2	Mallon Faircloth	1961-63
2.	28.0	Cordarrelle Patterson	2012
3.	25.8	Dennis Rogan	2007-09
4.	25.7	Dale Carter	1990-91
5.	24.7	LaMarcus Coker	2006-07
6.	24.3	Gary Moore	1977-79

TOUCHDOWNS

SEASON

1.	3	Willie Gault	1980
----	---	--------------	------

CAREER

1.	4	Willie Gault	1979-82
----	---	--------------	---------

LONGEST RETURNS

1.	100	Leonard Scott vs. Georgia	1999
	100	Peerless Price vs. Alabama	1998
	100	Pete Panuska vs. Maryland*	1984
	100	Willie Gault vs. Pittsburgh	1980
5.	98	Gene McEver at Alabama	1928
	98	Henry Krouse at No. Carolina	1934
	98	Gary Moore vs. Auburn	1979
	98	Cord. Patterson at Miss State	2012
9.	96	Willie Gault at LSU	1982
10.	94	Buddy Hackman vs. Wash. & Lee	1928
	94	Mallon Faircloth vs. Chattanooga	1963
	94	Willie Gault at Vanderbilt	1980
13.	93	Glenn Glass vs. Vanderbilt	1961
	93	Carl Pickens at LSU	1989
15.	92	Willie Gault vs. Kentucky	1980
16.	91	Dale Carter vs. Florida	1990
	91	Buster Stephens at Kentucky	1944
18.	90	Gene McEver vs. Centre	1929

*Bowl Game

MISSED FG RETURN FOR TDS

GAME

- 95* J. Elmore vs. Carson-Newman 1926
- 90* Tyrone Hines vs. S. Carolina 1995
- 85* Floyd Miley vs. Notre Dame 1991

*-Short FG; *-Blocked FG

YEARLY LEADERS

Year	Name	Returns	Yds	Avg
1950	Jimmy Hahn	7	165	23.6
1951	Hank Lauricella	6	116	19.3
1952	Ed Godzak	4	124	31.0
1953	Jimmy Wade	7	159	22.7
1954	Tom Tracy	5	99	19.8
1955	Johnny Majors	5	128	25.6
1956	Johnny Majors	6	135	22.5
1957	Bobby Gordon	9	271	30.1
1958	Bill Majors	10	252	25.2
1959	Bill Majors	6	135	22.5
1960	Gene Etter	6	146	24.3
1961	Glenn Glass	4	186	46.5
1962	Mallon Faircloth	9	230	24.4
1963	Mallon Faircloth	7	248	35.4
1964	Hal Wantland	10	224	22.4
1965	Walter Chadwick	10	228	22.8
1966	Richmond Flowers	7	151	21.6
1967	Richmond Flowers	8	173	21.6
1968	Lanny Pearce	9	206	22.9
1969	Richard Callaway	8	146	18.0
1970	Lester McClain	8	168	21.0
1971	Bobby Majors	8	245	30.1
1972	Haskel Stanback	7	109	15.6
1973	Stanley Morgan	14	309	22.1
1974	Paul Careathers	18	375	20.8
1975	Jeff Moore	19	333	17.5
1976	Stanley Morgan	6	136	22.7
1977	Gary Moore	14	376	26.9
1978	Robert Malone	15	293	19.5
1979	Gary Moore	17	363	21.4
1980	Willie Gault	24	662	27.6
1981	Willie Gault	28	606	21.6
1982	Willie Gault	23	549	23.9
1983	Randall Morris	15	447	29.8
1984	Wesley Pryor	9	201	22.3
1985	Pete Panuska	11	218	19.8
1986	Anthony Miller	24	522	21.7
1987	Reggie Cobb	16	326	20.4
1988	Anthony Morgan	24	580	24.2
1989	Carl Pickens	26	594	22.8
1990	Dale Carter	17	507	29.8
1991	Dale Carter	27	623	23.1
1992	Ronald Davis	27	579	21.4
1993	Billy Williams	13	369	28.4
1994	Billy Williams	17	353	20.8
1995	Shawn Summers	12	269	22.4
1996	Mark Levine	17	431	25.4
1997	Dwayne Goodrich	13	282	21.7
1998	Peerless Price	14	389	27.8
1999	Leonard Scott	20	540	27.0
2000	Leonard Scott	27	636	23.6
2001	Leonard Scott	25	552	20.9
2002	Corey Larkins	26	611	23.5
2003	Corey Larkins	19	387	20.4
2004	Corey Larkins	14	241	17.2
2005	Lucas Taylor	19	428	22.5
2006	LaMarcus Coker	9	180	20.0
2007	LaMarcus Coker	21	560	26.7
2008	Dennis Rogan	28	698	24.9
2009	David Oku	33	863	26.2
2010	David Oku	16	312	19.5
2011	Devrin Young	27	628	23.3
2012	Cordarrelle Patterson	24	671	28.0
2013	Devrin Young	19	493	25.9
2014	Evan Berry	14	413	29.5

+NCAA statistical champion

TOTAL KICK RETURNS (KICKOFF & PUNT)

■ **INDIVIDUAL GAME**

Total kicks returned—10, Willie Gault (Memphis State 1981)

Yards on punt & kickoff returns—210, Dale Carter (Kentucky 1990)

Average per return (min. 4 ret.)—48.8, Bobby Majors (Penn State 1971; 4 for 195)
Touchdowns by kick returns—1, many

■ **INDIVIDUAL SEASON**

Total kicks returned—59, Willie Gault 1981 (31 punt, 28 kickoff)

Yards on punt & kickoff returns—987, Willie Gault 1981

Touchdowns by kick return—3, Willie Gault 1980

Touchdowns by kick and punt return—Bobby Gordon, 1957; Cordarrelle Patterson, 2012

■ **INDIVIDUAL CAREER**

Total kicks returned—156, Willie Gault 1979-82 (78 punt, 78 kickoff)

Yards on punt & kickoff returns—2,513, Willie Gault 1979-82

Average per return—
Min. 60 ret.—23.3, Leonard Scott, 1999-2002 (77 for 1,788 yards)

Min. 100 ret.—16.1, Willie Gault, 1979-82 (156 for 2,513 yards)

Touchdowns by kick return—5, Willie Gault 1979-82

TOTAL RETURNS

■ **MOST RETURNS**

GAME

1. 10 Willie Gault at Memphis St. 1981

SEASON

1. 59 Willie Gault 1981

CAREER

1. 156 Willie Gault 1979-82

■ **MOST RETURNS**

GAME

1. 210 Dale Carter vs. Kentucky 1990

SEASON

1. 987 Willie Gault (381 PR, 606 KR) 1981
2. 888 Dale Carter (381 PR, 507 KR) 1990
3. 863 David Oku (863 KR) 2009
4. 772 C. Patterson (101 PR, 671 KR) 2012
5. 765 Willie Gault (103 PR, 662 KR) 1980
6. 764 Dale Carter (141 PR, 623 KR) 1991

7. 760 Dennis Rogan (62 PR, 698 KR) 2008
8. 722 Devrin Young (94 PR, 628 KR) 2011
9. 694 Willie Gault (145 PR, 549 KR) 1982
10. 682 Bobby Majors (437 PR, 245 KR) 1971

CAREER

1. 2,513 Willie Gault 1979-82 (659 PR, 1,854 KR)
2. 1,855 Devrin Young 2011-14 (1,543 KR, 312 PR)
3. 1,788 Leonard Scott 1999-2002 (1,788 KR)
4. 1,652 Dale Carter 1990-91 (522 PR, 1,130 KR)
5. 1,615 Stanley Morgan 1973-76 (852 PR, 763 KR)
6. 1,530 Bobby Majors 1969-71 (1,163 PR, 367 KR)
7. 1,406 Dennis Rogan 2007-09 (273 PR, 1,133 KR)
8. 1,308 Shawn Summers 1992-95 (942 PR, 366 KR)
9. 1,307 Corey Larkins 2001-04 (1,307 KR)
10. 1,274 George Cafego 1937-39 (883 PR, 391 KR)

CAREER LEADERS

1. WILLIE GAULT, WR (1979-82), GRIFFIN, GA.

	Punts		KO		Total		Avg.
	No.	Yds.	No.	Yds.	No.	Yds.	
1979	6	30	3	37	9	67	7.4
1980	21	103	24	662	45	765	17.0
1981	31	381	28	606	59	987	16.7
1982	20	145	23	549	43	694	16.1
TOTALS	78	659	78	1854	156	2,513	16.1

Others	Punts		KO		Total		Avg
	No.	Yds.	No.	Yds.	No.	Yds.	
2. Devrin Young, 2011-14	32	312	67	1,543	99	1,855	18.7
3. Leonard Scott, 1999-2002	—	—	77	1,788	77	1,788	23.2
4. Dale Carter, 1990-91	53	522	44	1,130	97	1,652	17.0
5. Stanley Morgan, 1973-76	74	852	37	763	111	1,615	14.5
6. Bobby Majors, 1969-71	117	1,163	16	367	133	1,530	11.5
7. Dennis Rogan, 2007-09	36	273	44	1,133	80	1,406	17.6
8. Shawn Summers, 1992-95	84	942	16	366	100	1,308	13.1
9. Corey Larkins, 2001-04	—	—	63	1,307	63	1,307	20.7
10. George Cafego, 1937-39	64	883	12	391	76	1,274	16.8
11. Hal Littleford, 1947-49	79	880	14	310	93	1,190	12.8
12. Bert Rechichar, 1949-51	55	808	8	195	63	1,003	15.9
13. Thomas Woods, 1986-89	60	656	16	344	76	1,000	11.8

SINGLE-SEASON LEADERS

Name, Year	Punts		KO		Total		Avg
	No.	Yds.	No.	Yds.	No.	Yds.	
1. Willie Gault, 1981	31	381	28	606	59	987	16.7
2. Dale Carter, 1990	29	381	17	507	46	888	19.3
3. David Oku, 2009	—	—	33	863	33	863	26.2
4. Cordarrelle Patterson, 2012	4	101	24	671	28	772	28.0
5. Willie Gault, 1980	21	103	24	662	45	765	17.0
6. Dale Carter, 1991	24	141	27	623	51	764	15.0
7. Dennis Rogan, 2008	13	62	28	698	41	760	18.5
8. Devrin Young, 2011	8	94	27	628	35	722	20.6
9. Willie Gault, 1982	20	145	23	549	46	694	15.1
10. Bobby Majors, 1971	42	437	8	245	50	682	13.6
11. Corey Larkins, 2002	3	44	26	611	29	655	22.6

YEARLY LEADERS

Year	Name	PR	KOR	Total
1970	Bobby Majors	269	0	269
1971	Bobby Majors	437	245	682
1972	Eddie Brown	429	16	445
1973	Eddie Brown	359	43	402
1974	Stanley Morgan	375	255	630
1975	Stanley Morgan	284	63	347
1976	Stanley Morgan	193	136	329
1977	Gary Moore	0	376	376
1978	Robert Malone	117	293	410
1979	Gary Moore	0	363	363
1980	Willie Gault	103	662	765
1981	Willie Gault	381	606	987
1982	Willie Gault	145	549	694
1983	Randall Morris	0	477	477
1984	Wesley Pryor	0	201	201
1985	Pete Panuska	0	218	218
1986	Anthony Miller	0	522	522
1987	Terence Cleveland	14	329	343
1988	Anthony Morgan	0	580	580
1989	Carl Pickens	46	594	640
1990	Dale Carter	381	507	888
1991	Dale Carter	141	623	764
1992	Ronald Davis	0	579	579
1993	Billy Williams	15	369	384
1994	Nilo Silvan	272	340	612
1995	Shawn Summers	171	269	440
1996	Terry Fair	400	57	457
1997	Terry Fair	272	30	302
1998	Peerless Price	-3	389	386
1999	Leonard Scott	0	540	540
2000	Leonard Scott	0	636	636
2001	Leonard Scott	0	522	522
2002	Corey Larkins	44	611	655
2003	Corey Larkins	0	387	387
2004	Corey Larkins	1	241	242
2005	Lucas Taylor	80	428	508
2006	Jonathan Hefney	206	32	238
2007	LaMarcus Coker	0	560	560
2008	Dennis Rogan	62	698	760
2009	David Oku	0	863	863
2010	Eric Gordon	39	324	363
2011	Devrin Young	94	628	722
2012	Cordarrelle Patterson	101	671	772
2013	Devrin Young	63	493	556
2014	Evan Berry	0	413	413

DEFENSE

■ INDIVIDUAL GAME

Total Tackles—28, Tom Fisher vs. Auburn
1964 (21 solo, 7 assists)

Primary Tackles—21, Tom Fisher vs. Auburn
1964

Assists—17, A.J. Johnson at Miss State, 2012

Sacks—4, Reggie White vs. Citadel 1983

Fumbles Forced—3, Al Wilson vs. Florida
1998

Fumbles Recovered—2, by 12 players, most
recent Eric Westmoreland vs. Wyoming
1999

■ INDIVIDUAL SEASON

Total Tackles—194, Andy Spiva 1976 (134 solo,
60 assists)

Primary Tackles—134, Andy Spiva 1976

Assists—90, Jamie Rotella 1972

Tackles for Loss—25, Leonard Little 1995 (14
TFLs, 11 sacks)

Tackles for Loss (Excluding Sacks)—14, Leon-
ard Little 1995

Sacks—15, Reggie White 1983

Quarterback Pressures (from 1995)—21, Steve
White 1995; Parys Haralson 2004

Fumbles Forced—7, Andy Spiva 1975

Fumbles Recovered—5, Greg Gaines 1980

■ INDIVIDUAL CAREER

Total Tackles—547, Andy Spiva 1973-76 (354
solo, 193 assists)

Primary Tackles—354, Andy Spiva 1973-76

Assists—207, A.J. Johnson, 2011-14

Tackles for Loss—53, Leonard Little 1995-97
(25 TFLs, 28 sacks)

Tackles for Loss (Excluding Sacks)—34, Eric
Westmoreland 1996, 1998-2000

Sacks—32, Reggie White 1980-83

Quarterback Pressures (from 1995)—49, Will
Overstreet 1998-2001

Fumbles Forced—14, Andy Spiva 1973-76

Fumbles Recovered—8, Conrad Graham
1970-72; Scott Galyon 1992-95

TOTAL TACKLES

■ GAME

1.	28	Tom Fisher at Auburn	1964
	25	Greg Jones vs. Vanderbilt	1977
	25	Greg Jones vs. Alabama	1976
	25	Andy Spiva vs. Vanderbilt	1975
5.	24	Kelly Ziegler at Boston Coll.	1987
	24	Lemont Holt Jeffers vs. Auburn	1981
	24	Andy Spiva vs. Kentucky	1976
8.	23	Keith DeLong vs. Alabama	1988
9.	22	Andy Spiva vs. Florida	1976
	22	Ray Nettles at Alabama	1971
11.	21	many, last: A.J. Johnson at Miss St.	2012

■ SEASON

1.	194	Andy Spiva	1976
2.	190	Jamie Rotella	1972
3.	182	Steve Poole	1974
4.	174	Ray Nettles	1971
5.	167	Carl Zander	1984
6.	165	Andy Spiva	1975
	165	Tom Fisher	1964
8.	163	Russ Williams	1975
	163	Andy Spiva	1974
10.	159	Keith DeLong	1988

■ CAREER

1.	547	Andy Spiva	1973-76
2.	425	A.J. Johnson	2011-14

3.	413	Jamie Rotella	1970-72
4.	407	Earnest Fields	1987-91
5.	377	Greg Jones	1974-77
6.	358	Craig Puki	1975-79
7.	355	Jim Noonan	1976-80
8.	353	Kelly Ziegler	1983-87
9.	350	Rico McCoy	2006-09
	350	Dale Jones	1983-86
11.	349	Steve Poole	1973-75

SOLO TACKLES

■ GAME

1.	21	Tom Fisher at Auburn	1964
2.	19	Keith DeLong vs. Alabama	1988
	19	Greg Jones vs. Vanderbilt	1977
4.	18	Darryl Hardy at Alabama	1989
5.	17	Kelly Ziegler at Boston College	1987
	17	Greg Jones vs. Alabama	1976
7.	16	Lemont Holt Jeffers at Alabama	1981

■ SEASON

1.	134	Andy Spiva	1976
2.	118	Tom Fisher	1964
3.	117	Keith DeLong	1988
4.	111	Russ Williams	1975
	111	Steve Poole	1974
6.	110	Greg Jones	1976
7.	108	Andy Spiva	1974
	108	Ray Nettles	1971
9.	105	Art Reynolds	1973
10.	104	Jim Noonan	1977

■ CAREER

1.	354	Andy Spiva	1973-76
2.	269	Jamie Rotella	1970-72
3.	258	Earnest Fields	1987-91
4.	254	Kelly Ziegler	1983-87
5.	241	Jim Noonan	1976-80
6.	239	Craig Puki	1975-79
7.	233	Keith DeLong	1985-88
	233	Dale Jones	1983-86
9.	232	Jamie Rotella	1970-72
10.	227	Jonathan Hefney	2004-07
	227	Darryl Hardy	1988-91

ASSISTED TACKLES

■ GAME

1.	17	A.J. Johnson at Miss State	2012
2.	13	Lavoisier Fisher at Auburn	1984
	13	Alvin Toles vs. Mississippi	1983
	13	Carl Zander vs. Pittsburgh	1983
	13	Danny Jenkins vs. California	1977
6.	12	Mike Cofer at Georgia	1981

■ SEASON

1.	90	Jamie Rotella	1972
2.	76	Carl Johnson	1972
3.	75	A.J. Johnson	2012
4.	71	Steve Poole	1974
5.	70	Bobby Majors	1971
6.	67	David Campbell	1973
7.	66	Ray Nettles	1971
	66	John Wagster	1971
9.	65	Carl Zander	1984
	65	Andy Spiva	1975

■ CAREER

1.	207	A.J. Johnson	2011-14
2.	193	Andy Spiva	1973-76
3.	181	Jamie Rotella	1970-72
4.	163	Rico McCoy	2006-09
5.	149	Earnest Fields	1987-91
6.	147	Carl Zander	1981-84

7.	138	John Wagster	1970-72
8.	131	Steve Poole	1973-75
9.	126	Russ Williams	1974-77
10.	121	Ronnie McCartney	1973-75
11.	120	Lemont Holt Jeffers	1978-81

TACKLES FOR LOSS

■ SEASON

1.	25	Leonard Little (11s, 14tfl)	1995
2.	24	Reggie White (15s, 9tfl)	1983
3.	21	John Henderson (12s, 9tfl)	2000
	21	Todd Kelly (11s, 10 tfl)	1992
5.	20.5	Derek Barnett (10s, 10.5tfl)	2014
6.	19.5	Shaun Ellis (8.5s, 11tfl)	1999
7.	18.5	Jesse Mahelona (5s, 13.5tfl)	2004
8.	17.5	Anthony Sessions (9.5s, 8tfl)	2000
9.	16.5	Parys Haralson (8.5s, 8tfl)	2005
10.	16	Steve White (9s, 7.5tfl)	1995
11.	15.5	James Wilson (7.5s, 8tfl)	1993

■ CAREER

1.	53	Leonard Little	1995-97
		(28 sacks, 25 tfl)	
2.	51	Reggie White	1980-83
		(32 sacks, 19 tfl)	
3.	40	Eric Westmoreland	1996, 98-00
		(6 sacks, 34 TFL)	
4.	39.5	Dale Jones	1983-86
		(15.5 sacks, 24 TFL)	
5.	38.5	John Henderson	1998-2001
		(20.5 sacks, 18 TFL)	
6.	36.5	Todd Kelly	1989-92
		(22.5 sacks, 14 TFL)	

SACKS

■ GAME

1.	4.5	Corey Miller at Kentucky	2013
2.	4	Reggie White vs. Citadel*	1983
3.	3	Derek Barnett at So. Carolina	2014
	3	Derek Barnett at Ole Miss	2014
	3	Jerod Mayo vs. California	2006
	3	Kevin Simon vs. Marshall	2003
	3	Eric Westmoreland vs. Kentucky	2000
	3	John Henderson at Kentucky	1999
	3	Shaun Ellis vs. Wyoming	1999
	3	Darwin Walker vs. Wyoming	1999
	3	Corey Terry at Syracuse	1998
	3	Leonard Little at South Carolina	1996
	3	Leonard Little at Mississippi	1996
	3	Shane Bonham vs. Arkansas	1992
	3	Chuck Smith at Louisville	1991
	3	Mark Hovanac at Florida	1985
	3	Dennis Wolfe vs. TCU	1976
	3	David Page vs. Clemson	1974

*Neutral Site

■ SEASON

1.	15	Reggie White	1983
2.	13.5	Jonathan Brown	1997
3.	12	John Henderson	2000
4.	11	Curt Maggitt	2014
	11	Leonard Little	1995
	11	Todd Kelly	1992
7.	10	Derek Barnett	2014
	10	Ronnie McCartney	1975

■ CAREER

1.	32	Reggie White	1980-83
2.	28	Leonard Little	1995-97
3.	25	Jonathan Brown	1994-97
4.	22.5	Todd Kelly	1989-92
5.	21	Parys Haralson	2002-05
6.	20.5	John Henderson	1998-2001

RECORDS

20.5	James Wilson	1989-93
8. 20	Steve White	1992-95

QUARTERBACK

PRESSURES (FROM 1995)

■ SEASON

1.	21	Parys Haralson	2004
	21	Steve White	1995
3.	20	Albert Haynesworth	2001
4.	18	Leonard Little	1995
5.	17	Omari Hand	2002
	17	Will Overstreet	2000
	17	Shane Burton	1995

■ CAREER

1.	49	Will Overstreet	1998-2001
2.	44	Parys Haralson	2002-05
3.	42	Leonard Little	1995-97
4.	38	Corey Terry	1996-98
5.	33	Darwin Walker	1997-99
6.	32	Shaun Ellis	1997-99
7.	31	Albert Haynesworth	1999-2001

INTERCEPTIONS

■ GAME

1.	3	Deon Grant vs. Auburn	1999
	3	P. Warren vs. Boston Col.	1988
	3	Chris White vs. UCLA	1985
	3	Tim Priest vs. Alabama	1970
	3	Bill Young at Rice	1968
	3	Albert Dorsey at Alabama	1967
	3	J.W. Sherrill at Kentucky	1949
	3	Bob Lund vs. North Carolina	1948

■ SEASON

1.	10	Bobby Majors	1970
2.	9+	Deon Grant	1999
	9+	Chris White	1985
	9	Tim Priest	1970
	9	Bill Young	1968
	9	J.W. Sherrill	1949
7.	7	Eric Berry	2008
	7	Roland James	1978
	7	Conrad Graham	1972
	7	Tim Priest	1969
	7	Mike Jones	1967
	7	Bert Rechichar	1950

+NCAA Statistical Champion

■ CAREER

1.	18	Tim Priest	1968-70
2.	16	Mike Jones	1967-69
3.	15	Conrad Graham	1970-72
	15	Bill Young	1966-69
5.	14	Eric Berry	2007-09
	14	Deon Grant	1997-99
7.	13	DeRon Jenkins	1992-95
	13	Charles Davis	1983-86
	13	Bobby Majors	1969-71
10.	12	Dwayne Goodrich	1996-99
	12	Terry Fair	1994-97

INTERCEPTION RETURN YARDAGE

■ SEASON

1.	265+	Eric Berry	2008
2.	222	Eric Berry	2007
3.	177	Bobby Majors	1970
4.	174	Tim Priest	1970
5.	168	Chris White	1985

+SEC Record

■ CAREER

1.	494+	Eric Berry	2007-09
2.	305	Tim Priest	1968-70
	305	Mike Jones	1967-69
4.	293	Conrad Graham	1970-72
5.	281	Jackie Walker	1969-71
6.	246	Deon Grant	1997-99
7.	244	Eddie Brown	1971-73
8.	236	Bobby Majors	1969-71

+SEC Record

INTERCEPTION TD

RETURNS

■ GAME

1.	1	Many, last Brian Randolph	2014
----	---	---------------------------	------

■ SEASON

1.	3	Prentiss Waggoner	2010
2.	2	Preston Warren	1988
	2	Jackie Walker	1971
	2	Jackie Walker	1970
	2	Jim Cartwright	1959
	2	Bud Sherrod	1949

■ CAREER

1.	5	Jackie Walker	1969-71
----	---	---------------	---------

LONGEST

INT. RETURNS

1.	100	Ray Martin vs. Louisville	1953
2.	99	Morris Vowell at Sewanee	1916
3.	96	Eric Berry at Florida	2007
	96	Art Reynolds at Memphis St.	1972
5.	90	Eric Gordon vs. Vanderbilt	2011
	90	Shaun Ellis at Auburn	1998
	90	Roland James vs. Mississippi	1978
8.	84	Roger Urbano vs. Maryland	1956
9.	83	Danny Jeffries vs. S. Carolina	1971
10.	79	Charles Vaughan vs. Vandy	1933
11.	78	Jabari Greer vs. Kansas St.*	2000

*Bowl Game

FORCED FUMBLES

■ GAME

1.	3	Al Wilson vs. Florida	1998
2.	2	DeAngelo Willingham vs. So. Carolina	2007
	2	Parys Haralson at Ky.	2005
	2	B. Johnson vs. UNLV	2004
	2	Billy Ratliff at Alabama	1997
	2	Leonard Little at Ole Miss	1996
	2	Armandos Fisher vs. So. Carolina	1993
	2	Darrin Miller at Alabama	1985
	2	Charles Benton vs. Memphis St.	1984
	2	Carlton Peoples vs. Duke	1982

■ SEASON

1.	7	Andy Spiva	1975
2.	5	Rico McCoy	2009
	5	Corey Terry	1998
	5	Al Wilson	1998
	5	Dale Jones	1985
	5	Danny Spradlin	1980
	5	Steve Davis	1979

■ CAREER

1.	14	Andy Spiva	1973-76
2.	11	Dale Jones	1983-86
3.	10	Shon Walker	1988-91
	10	Jim Noonan	1976-80
	10	Russ Williams	1974-77

RECOVERED FUMBLES

■ GAME

1.	2	Eric Westmoreland vs. Wyo.	1999
	2	Raynoch Thompson at Fla.	1998
	2	John Emery vs. S. Carolina	1993
	2	Jason Parker vs. Georgia	1993
	2	Jason Parker vs. Kentucky	1992
	2	R. McKenzie vs. Memphis St.	1984
	2	Greg Gaines vs. Virginia	1980
	2	Greg Jones at Memphis St.	1976
	2	Eddy Powers at Mississippi	1975
	2	Randy Verner vs. Utah	1975
	2	Nick Carmichael at Kentucky	1973
	2	Jackie Walker at Kentucky	1971

■ SEASON

1.	5	Greg Gaines	1980
2.	4	Dwayne Goodrich	1996
	4	Scott Galyon	1994
	4	DeRon Jenkins	1993
	4	Jeremy Lincoln	1990
	4	Earnest Fields	1990
	4	Brian Ingram	1979
	4	Danny Jenkins	1977
	4	Conrad Graham	1970

■ CAREER

1.	8	Scott Galyon	1992-95
	8	Conrad Graham	1970-72
3.	7	Greg Jones	1974-77
4.	6	Dwayne Goodrich	1996-99
	6	Leonard Little	1995-97
	6	Jason Parker	1992-96
	6	Earnest Fields	1987-91
	6	Jeremy Lincoln	1987-90
	6	Bill Bates	1979-82
	6	Chris Wampler	1979-82
	6	Brian Ingram	1977-81
	6	Greg Gaines	1978-80

LONGEST FUMBLE RETURN FOR TD

1.	107*	John Caldwell at Sewanee	1905
2.	96	Darrin Miller vs. Iowa**	1987
3.	87	Carl Johnson at Kentucky	1981
4.	81	Julian Battle at Notre Dame	2001
5.	76	Conrad Graham vs. Penn State	1971
6.	75	Clarence McCollum vs. UNCL	1908

*Field was 110 yards long.

**Kickoff Classic V

PASSES DEFENDED

(SINCE 1976)

■ SEASON

1.	17	Jonathan Wade (13 PBU, 4 INT)	2006
	17	D. Grant (8 PBU, 9 INT)	1999
3.	16	Cameron Sutton (13 PBU, 3 INT)	2014
4.	15	Gibril Wilson (12 PBU, 3 INT)	2003
	15	Jabari Greer (14 PBU, 1 INT)	2002
	14	Rashaun Fellows (11 PBU, 3 INT)	2004
	14	Rashad Baker (10 PBU, 4 INT)	2001
	14	Terry Fair (9 PBU, 5 INT)	1997
9.	13	E. Berry (6 PBU, 7 INT)	2008
	13	J. Allen (11 PBU, 2 INT)	2003
	13	J. Greer (12 PBU, 1 INT)	2001



■ CAREER

1.	35	Jabari Greer (33 PBU, 2 INT)	2000-03
2.	34	Dwayne Goodrich (22 PBU, 12 INT)	1996-99
	34	Preston Warren (26 PBU, 8 INT)	1987-90
4.	32	Jonathan Hefney (22 PBU, 10 INT)	2004-07
	32	Rashad Baker (21 PBU, 11 INT)	2000-03
6.	31	Eric Berry (17 PBU, 14 INT)	2007-09
7.	30	Terry Fair (19 PBU, 11 INT)	1994-97
8.	28	Deon Grant (14 PBU, 14 INT)	1997-99

9. 25 Cameron Sutton 2013-Pres. (20 PBU, 5 INT)

10.	25	Jonathan Wade (19 PBU, 6 INT)	2002-06
11.	24	Prentiss Waggnner (15 PBU, 9 INT)	2009-12
	24	Andre Lott (22 PBU, 2 INT)	1998-2001

CAREER TACKLES

1. ANDY SPIVA, LB (1973-76), CHAMBLEE, GA.

	T	AT	TT
1973	12	13	25
1974	108	55	163
1975	100	65	165
1976	134	60	194
TOTALS	354	193	547

2. A.J. JOHNSON, LB (2011-14), GAINESVILLE, GA.

	T	AT	TT
2011	37	43	80
2012	63	75	138
2013	60	46	106
2014	58	43	101
TOTALS	218	207	425

3. JAMIE ROTELLA, LB (1970-72), VERONA, N.J.

	T	AT	TT
1970	63	49	112
1971	69	42	111
1972	100	90	190
TOTALS	232	181	413

YEAR-BY-YEAR LEADERS

INTERCEPTIONS

Year	Name	No.	Per/g	Yds.
1950	Bert Rechichar	7	--	95
1951	Jimmy Wade	2	--	49
1952	Hugh Garner	2	--	43
1953	Bobby Brengle	2	--	64
1954	Pat Oleksiak	6	--	99
1955	Lon Herzbrun	3	--	36
1956	Bobby Urbano	2	--	92
1957	Bobby Gordon	2	--	12
1958	Ray Brann	2	--	40
1959	Jim Cartwright	4	--	118
1960	Bill Majors	2	--	78
1961	Mike Lucci	3	--	59
1962	Mallon Faircloth	5	--	56
1963	Hal Wantland	3	--	45
1964	Tom Fisher	3	--	35
1965	Bob Petrella	4	--	87
1966	Harold Stancell	3	--	33
1967	Mike Jones	7	--	150
1968	Bill Young	9	--	53
1969	Tim Priest	7	--	116
1970	Bobby Majors	10	0.91	177
1971	Conrad Graham	5	0.46	148
1972	Conrad Graham	7	0.64	72
1973	Eddie Brown	5	0.46	105
1974	Hank Walter	3	0.30	31
1975	Eddy Powers	4	0.40	43
1976	Thomas Rowsey	4	0.36	81
	Russ Williams	4	0.36	57
1977	Thomas Rowsey	3	0.33	31
1978	Roland James	7	0.70	126
1979	Danny Martin	5	0.45	39
1980	Danny Martin	2	0.18	26
	Greg Gaines	2	0.18	8
1981	Bill Bates	4	0.36	0
1982	Carlton Peoples	5	0.45	27
1983	Charles Davis	4	0.36	37
1984	Charles Davis	2	0.25	37
1985	Chris White	9+	0.82	168
1986	Charles Davis	4	0.40	97
1987	Kelly Ziegler	3	0.25	28
1988	Preston Warren	5	0.45	115
1989	Carl Pickens	4	0.36	50
1990	Dale Carter	5	0.42	106
1991	Dale Carter	4	0.36	37
1992	Jason Parker	4	0.36	55
1993	DeRon Jenkins	5	0.46	13
1994	Ronald Davis	2	0.28	0
1995	DeRon Jenkins	4	0.36	33
1996	Terry Fair	4	0.40	94
1997	Terry Fair	5	0.42	1
1998	Deon Grant	5	0.42	79
1999	Deon Grant	9+	0.82	167+
2000	Steven Marsh	2	0.18	17
2001	Rashad Baker	4	0.33	82

2002	Rashad Baker	3	0.45	0
2003	Gibril Wilson	3	0.30	1
2004	Corey Campbell	4	0.31	1
2005	Jonathan Hefney	3	0.27	63
2006	Jonathan Hefney	5	0.38	75
2007	Eric Berry	5	0.36	222
2008	Eric Berry	7	0.58	265
2009	Wes Brown	2	0.17	28
2010	Janzen Jackson	5	0.38	114
	Prentiss Waggnner	5	0.38	73
2011	Austin Johnson	4	0.33	49
2012	Byron Moore	5	0.42	88
2013	Brian Randolph	4	0.33	79
2014	Justin Coleman	4	0.31	83

TACKLES

Year	Name	T	AT	TT
1970*	Jackie Walker	82	42	124
1971	Ray Nettles	108	66	174
1972	Jamie Rotella	100	90	190
1973	Art Reynolds	105	50	155
1974	Steve Poole	111	71	182
1975	Andy Spiva	100	65	165
1976	Andy Spiva	134	60	194
1977	Jim Noonan	104	46	150
1978	Craig Puki	88	43	131
1979	Craig Puki	87	35	122
1980	Danny Spradlin	67	58	125
1981	Lemont Holt Jeffers	70	63	133
1982	Joe Cofer	62	45	107
1983	Alvin Toles	72	63	135
1984	Carl Zander	102	65	167
1985	Kelly Ziegler	83	18	101
1986	Kelly Ziegler	61	38	99
1987	Keith DeLong	87	38	125
1988	Keith DeLong	117	42	159
1989	Darryl Hardy	85	25	110
1990	Earnest Fields	93	47	140
1991	Earnest Fields	74	42	116
1992	Reggie Ingram	59	26	85
	Ben Talley	53	32	85
1993	Ben Talley	56	31	87
1994	Scott Galyon	67	26	93
1995	Scott Galyon	62	29	91
1996	Tyrone Hines	78	32	110
1997	Leonard Little	59	28	87
1998	Raynoch Thompson	62	27	89
1999	Raynoch Thompson	51	36	87
2000	Eric Westmoreland	56	27	83
2001	Eddie Moore	58	23	81
2002	Keyon Whiteside	79	40	119
2003	Kevin Simon	79	36	115
2004	Jason Allen	88	35	123
2005	Kevin Simon	40	48	88
2006	Marvin Mitchell	77	27	104
2007	Jerod Mayo	80	60	140
2008	Elix Wilson	47	42	89

SACKS

Year	Name	Sacks	Yards
1975	Ron McCartney	10	89
1976	Dennis Wolfe	5	
1977	Danny Jenkins	5	
1978	Brad White	7	
1979	Brad White	7	
1980	Brad White	5	
1981	Reggie White	8	
1982	Reggie White	7	
1983	Reggie White	13	
1984	Dale Jones	4	
1985	Mark Hovanic	8	
1986	Mark Hovanic	6	
1987	Tracy Hayworth	7	
1988	Marion Hobby	4	36
	Tracy Hayworth	4.5	20
1989	Mark Moore	4.5	27
1990	Cory Bailey	5	23
	Todd Kelly	5	25
	Shazzon Bradley	5	24
1991	Chuck Smith	9	78
1992	Todd Kelly	11	90
1993	Horace Morris	8	58
1994	Steve White	7	40
1995	Leonard Little	11	63
1996	Leonard Little	8.5	45
1997	Jonathan Brown	13.5	111
1998	Darwin Walker	6	49
1999	Shaun Ellis	8.5	82
2000	John Henderson	12	86
2001	Will Oversteat	5	59
2002	Keyon Whiteside	5	26
2003	Parys Haralson	4.5	36
	Kevin Simon	4.5	34
2004	Parys Haralson	7	36
2005	Parys Haralson	8.5	58
2006	Jerod Mayo	5	40
2007	Robert Ayers	4	19
2008	Nevin McKenzie	5	30
2009	Chris Walker	6	43
2010	Malik Jackson	5	28
2011	Malik Jackson	2.5	13
2012	Darrington Sentimore	4	33
2013	Corey Miller	6.5	42
2014	Curt Maggitt	11	56

*NCAA statistical leader

*Defensive totals became official in 1970

OFFENSE YEAR-BY-YEAR

Year	G	1st Downs	Total Off.	Total Points	Rush Att.	Rush Yds.	Rush TD	Pass Cmp.	Pass Att.	Pass Yds.	Pct.	Pass TD	Int.	Punts	Punt Avg.	Punt Ret.	Yds.	Ret.	KO
1950	11	148	3,289	335	--	2,710	31	39	106	579	36.8	11	10	70	35.9	561	--	--	--
1951	10	159	3,685	373	533	3,068	40	41	96	617	42.7	11	9	52	34.6	800		320	
1952	10	153	2,809	259	544	2,318	25	33	85	491	38.8	11	6	68	35.2	505	253		
1953	11	139	2,812	240	472	2,202	27	34	83	610	41.0	7	10	67	32.6	470	506		
1954	10	104	2,308	105	452	2,035	11	25	86	273	29.1	3	16	65	37.4	408	415		
1955	10	134	2,622	188	458	1,941	18	46	96	681	47.9	9	8	59	38.9	368	446		
1956	10	151	3,093	286	454	2,273	30	54	100	820	54.0	7	6	64	40.5	266	322		
1957	10	119	2,044	161	478	1,664	18	32	74	380	43.2	2	9	67	39.3	383	478		
1958	10	77	1,340	77	384	854	7	46	87	486	52.9	3	5	94	37.3	166	544		
1959	10	101	1,640	112	420	1,168	9	40	77	472	51.9	3	8	85	37.8	414	466		
1960	10	106	2,248	209	398	1,806	17	36	85	442	42.4	7	8	63	40.3	444	554		
1961	10	128	2,452	221	436	1,832	15	42	84	620	50.0	10	4	53	35.3	284	608		
1962	10	129	2,490	179	407	1,687	14	52	133	804	39.1	8	9	58	41.8	294	564		
1963	10	138	2,807	168	449	1,987	15	52	149	820	34.9	7	10	58	34.7	374	570		
1964	10	85	1,520	80	377	839	6	53	115	681	46.1	2	8	77	39.8	256	463		
1965	10	137	2,548	193	447	1,535	16	73	141	1,013	51.8	7	9	63	37.8	277	332		
1966	10	183	3,245	222	429	1,431	10	143	247	1,814	52.0	19	8	49	43.4	229	352		
1967	10	196	3,654	259	508	1,933	20	129	222	1,712	58.6	12	10	54	38.5	262	455		
1968	10	191	3,400	248	506	1,539	15	160	294	1,861	54.0	18	9	74	40.4	481	455		
1969	10	185	3,523	315	517	2,023	22	106	223	1,500	47.5	13	11	53	41.2	457	455		
1970	11	237	4,361	336	563	2,365	22	142	318	1,996	44.6	18	18	61	36.3	295	444		
1971	11	168	3,102	256	564	2,151	19	71	179	951	39.6	3	16	69	38.0	437	441		
1972	11	189	3,444	273	536	2,146	21	105	187	1,298	56.2	9	10	61	38.4	448	351		
1973	11	192	3,704	272	510	2,142	17	111	200	1,562	55.5	14	7	56	43.6	359	661		
1974	11	182	3,628	204	574	2,260	18	93	171	1,368	54.4	6	6	64	43.1	375	640		
1975	11	197	3,889	253	570	2,203	21	102	211	1,686	48.3	12	13	79	40.3	337	463		
1976	11	208	3,655	237	593	2,388	28	83	166	1,267	50.0	4	8	60	41.5	193	444		
1977	11	179	3,220	229	527	1,998	21	96	196	1,222	48.2	6	9	66	44.7	60	751		
1978	11	203	3,951	251	540	2,281	22	123	233	1,670	52.8	7	14	60	38.4	238	678		
1979	11	215	3,985	289	563	2,388	25	104	210	1,597	49.5	10	20	52	40.5	295	590		
1980	11	187	3,229	256	527	1,888	21	101	196	1,341	51.5	9	14	58	40.1	146	729		
1981	11	179	3,240	216	501	1,779	16	116	228	1,461	50.9	11	12	69	42.6	411	664		
1982	11	189	3,626	259	437	1,577	12	178	303	2,049	58.7	12	15	58	45.1	150	712		
1983	11	200	4,125	252	514	2,319	14	134	256	1,806	52.3	14	11	58	42.0	330	547		
1984	11	240	4,418	300	482	2,261	19	173	283	2,157	61.1	14	10	42	41.8	286	469		
1985	11	207	4,233	290	464	1,654	11	190	297	2,579	64.0	19	11	60	37.5	186	395		
1986	11	217	4,067	272	470	1,823	21	170	266	2,244	63.9	11	7	48	41.8	372	784		
1987	12	261	4,871	395	573	2,652	36	166	285	2,219	58.2	12	14	38	40.2	281	938		
1988	11	218	3,815	212	453	1,480	11	206	340	2,335	60.6	13	11	53	42.2	207	892		
1989	11	239	4,493	315	582	2,701	27	125	210	1,792	59.5	9	10	50	39.1	172	838		
1990	12	242	4,933	442	507	2,468	33	193	339	2,465	56.9	16	17	50	41.4	455	1,023		
1991	11	266	5,145	335	512	2,332	20	231	366	2,813	63.1	16	15	38	39.6	247	757		
1992	11	206	4,272	309	527	2,352	25	148	259	1,947	57.1	11	4	65	41.0	410	674		
1993	11	258	5,286	471	442	2,621	27	208	320	2,665	65.0	31	9	42	39.2	453	661		
1994	11	242	4,560	318	537	2,543	25	164	271	2,017	60.5	15	11	45	39.4	455	783		
1995	11	280	5,003	411	442	1,972	26	250	391	3,031	63.9	22	4	43	35.1	324	752		
1996	11	247	4,780	389	396	1,384	24	255	399	3,396	63.9	20	12	49	40.0	520	697		
1997	12	300	5,794	411	398	1,813	13	296	492	3,981	60.2	37	12	50	38.9	388	656		
1998	12	234	4,786	408	517	2,536	27	157	275	2,250	57.1	27	7	57	38.6	208	779		
1999	11	219	4,468	348	459	2,104	30	168	313	2,364	53.7	12	10	57	42.6	405	662		
2000	11	223	4,105	359	439	1,790	20	212	354	2,315	59.9	21	11	61	40.4	452	926		
2001	12	228	4,829	355	453	1,849	19	230	360	2,980	63.9	22	9	55	38.9	394	722		
2002	13	243	4,592	296	517	1,957	19	218	356	2,635	61.2	14	7	68	42.4	435	855		
2003	13	243	4,834	365	463	1,800	16	238	422	3,034	56.4	27	15	71	44.8	531	558		
2004	13	276	5,193	278	320	2,418	21	210	376	2,775	55.9	27	15	59	40.5	200	511		
2005	11	196	3,589	205	399	1,411	10	186	356	2,178	52.2	11	13	59	41.2	226	732		
2006	13	249	4,842	362	382	1,404	17	265	415	3,438	63.9	24	11	47	44.7	239	594		
2007	14	293	5,621	455	459	1,946	19	333	534	3,675	62.4	33	12	65	41.6	302	1,462		
2008	12	172	3,225	208	409	1,475	14	153	309	1,750	49.5	8	9	69	40.9	212	1,037		
2009	13	272	4,985	381	477	2,043	19	233	401	2,942	58.1	28	14	56	41.3	112	1,369		
2010	13	231	4,729	351	408	1,420	14	238	419	3,309	56.8	26	15	70	42.1	73	1,141		
2011	12	217	3,992	244	392	1,081	11	223	400	2,911	55.8	18	12	54	46.8	130	976		
2012	12	289	5,711	434	413	1,924	18	285	477	3,787	59.7	35	14	56	40.7	261	1,046		
2013	12	224	4,240	286	460	2,261	18	191	344	1,979	55.5	12	17	64	43.8	143	880		
2014	13	277	4,817	376	524	1,903	20	281	453	2,914	62.0	23	14	80	42.2	213	817		

DEFENSE YEAR-BY-YEAR

Year	G	1st Downs	Total Off.	Total Points	Rush Att.	Rush Yds	Rush TD	Pass Cmp.	Pass Att.	Pass Yds.	Pct.	Pass TD	Int.	Punt	Punt Avg.	Punt Ret.	Punt Yds.	Ret.	KO Yds.
1950	11	144	2,360	71	--	1,611	7	70	168	749	41.0	3	23	83	38.2	190	--	--	
1951	10	131	2,240	88	430	1,077	9	90	191	1,163	47.1	4	16	90	36.0	144	--	--	
1952	10	94	1,667	63	462	1,136	6	44	116	531	37.9	3	10	92	34.7	197	995	995	
1953	11	174	2,905	153	543	2,311	20	59	148	594	39.9	2	16	65	34.6	294	771	771	
1954	10	157	2,918	164	498	2,017	11	60	132	901	45.5	11	13	59	35.2	314	593	593	
1955	10	122	2,215	92	452	1,493	10	54	128	722	42.2	3	14	55	35.3	190	590	590	
1956	10	134	2,426	75	487	1,628	10	69	164	798	42.1	1	14	66	35.7	315	902	902	
1957	10	100	1,847	75	465	1,346	8	49	109	501	45.0	3	6	73	35.2	415	541	541	
1958	10	131	2,495	122	482	1,717	13	57	129	778	44.2	3	8	75	34.2	364	426	426	
1959	10	136	2,439	118	476	1,771	12	56	119	668	47.1	4	13	70	36.9	517	464	464	
1960	10	129	2,178	79	477	1,640	7	58	130	538	44.6	2	14	66	34.3	355	836	836	
1961	10	153	2,771	149	454	1,595	12	87	184	1,176	47.2	6	14	51	32.9	260	792	792	
1962	10	146	2,848	134	413	1,427	7	115	232	1,421	49.6	9	16	54	36.3	356	731	731	
1963	10	135	2,357	121	410	1,182	6	116	215	1,175	50.3	8	12	66	38.2	235	603	603	
1964	10	129	2,173	121	441	1,143	10	89	169	1,030	52.7	3	9	68	38.5	277	505	505	
1965	10	148	2,456	92	453	1,170	9	112	239	1,286	46.2	2	17	68	39.5	207	668	668	
1966	10	124	2,099	87	400	1,153	5	76	186	946	40.5	3	16	68	39.7	252	609	609	
1967	10	154	2,532	115	402	1,072	10	135	291	1,460	46.4	4	26	59	40.2	158	722	722	
1968	10	148	2,577	110	371	933	6	139	347	1,644	40.0	7	23	80	40.7	218	720	720	
1969	10	178	3,204	165	466	1,324	11	152	288	1,880	50.3	11	30	63	38.6	182	919	919	
1970	11	168	2,935	103	428	972	6	174	358	1,963	48.6	4	36	77	37.4	46	1,074	1,074	
1971	11	155	2,712	108	496	1,300	6	133	287	1,412	47.0	7	23	87	37.2	202	857	857	
1972	11	142	2,539	83	525	1,635	6	85	213	904	39.9	4	15	79	38.4	261	710	710	
1973	11	196	3,607	219	566	2,118	21	115	226	1,489	50.9	8	21	67	39.6	273	746	746	
1974	11	205	3,858	178	587	2,503	15	106	193	1,355	54.9	8	11	69	37.4	231	740	740	
1975	11	195	3,807	193	654	2,545	19	106	213	1,262	49.2	4	17	68	37.6	245	957	957	
1976	11	211	3,778	162	601	2,451	17	87	178	1,327	48.2	5	16	52	39.1	239	596	596	
1977	11	203	3,631	229	626	2,564	22	78	179	1,067	43.1	6	10	61	38.6	144	546	546	
1978	11	183	3,622	209	545	2,190	18	103	213	1,432	48.4	7	14	72	39.2	181	531	531	
1979	11	223	3,975	208	600	2,609	21	98	204	1,366	48.0	6	18	51	39.3	78	620	620	
1980	11	183	3,371	189	537	1,875	17	110	215	1,496	51.1	4	12	67	38.0	122	718	718	
1981	11	221	4,300	244	553	2,367	19	133	261	1,933	49.8	12	14	63	39.3	106	390	390	
1982	11	244	4,573	211	537	2,234	14	166	304	2,339	54.6	10	16	55	40.2	178	634	634	
1983	11	168	3,069	142	433	1,231	8	178	323	1,838	55.1	5	9	82	41.1	186	436	436	
1984	11	207	4,004	248	526	2,256	19	133	251	1,748	53.0	11	11	51	43.8	98	836	836	
1985	11	194	3,880	133	430	1,730	8	156	299	1,650	52.2	8	22	62	40.3	192	976	976	
1986	11	197	3,801	235	546	2,553	22	99	203	1,248	48.8	7	13	51	40.9	269	1,140	1,140	
1987	12	214	4,005	224	490	1,759	12	180	368	2,246	48.9	12	14	56	39.4	181	762	762	
1988	11	216	4,336	286	439	1,921	20	184	308	2,415	59.7	16	11	54	39.7	227	600	600	
1989	11	210	3,865	190	368	1,180	8	231	402	2,685	57.5	12	15	53	37.4	87	963	963	
1990	12	201	3,791	198	522	2,054	9	163	336	1,737	48.5	12	24	72	38.9	359	1,204	1,204	
1991	11	166	3,154	221	435	1,527	14	119	244	1,627	48.8	10	13	63	42.0	138	837	837	
1992	11	186	3,429	173	460	1,516	8	137	250	1,913	54.8	12	11	73	41.6	335	939	939	
1993	11	186	3,395	144	433	1,290	8	167	347	2,105	48.1	7	18	67	38.9	77	1,222	1,222	
1994	11	193	3,667	185	429	1,627	12	174	309	2,040	56.3	8	9	63	40.6	125	824	824	
1995	11	198	3,526	214	392	1,243	12	210	375	2,283	56.0	17	16	63	38.8	97	1,159	1,159	
1996	11	145	2,602	157	423	1,168	4	134	285	1,434	47.0	12	14	82	42.0	142	1,069	1,069	
1997	12	208	4,017	244	382	1,119	11	229	418	2,898	54.8	11	13	74	39.1	235	1,059	1,059	
1998	12	203	3,636	173	420	1,127	5	213	406	2,509	52.5	12	16	68	40.6	283	969	969	
1999	11	178	2,289	163	364	986	3	188	344	2,364	54.7	15	21	74	39.4	159	966	966	
2000	11	212	3,239	212	338	817	7	196	366	2,422	53.6	17	9	76	37.9	176	926	926	
2001	12	202	3,643	234	384	1,024	8	210	394	2,619	53.3	17	12	68	42.4	211	1,077	1,077	
2002	13	210	3,703	227	491	1,672	12	170	349	2,031	48.7	9	12	71	42.3	294	803	803	
2003	13	243	4,217	239	490	1,798	16	230	414	2,419	55.6	10	15	84	38.1	420	807	807	
2004	13	255	4,633	295	451	1,560	15	254	418	3,073	60.8	19	16	71	41.4	88	767	767	
2005	11	183	3,280	205	356	906	8	218	364	2,373	59.9	9	9	62	40.4	332	449	449	
2006	13	231	4,258	254	469	1,907	12	190	331	2,351	57.4	16	16	56	40.6	254	657	657	
2007	14	300	5,646	382	454	2,305	15	291	491	3,341	59.3	25	16	67	40.9	236	1,629	1,629	
2008	12	195	3,162	201	444	1,237	6	186	332	1,925	56.0	8	17	64	41.3	251	820	820	
2009	13	230	4,144	289	459	1,944	20	220	393	2,200	56.0	5	10	61	43.3	267	1,450	1,450	
2010	13	255	4,968	326	474	1,983	23	252	439	2,985	57.4	14	18	64	43.5	220	1,158	1,158	
2011	12	207	4,086	271	445	1,952	17	178	307	2,134	58.0	14	9	57	42.0	143	724	724	
2012	12	268	5,657	428	477	2,267	25	272	446	3,390	61.0	26	12	60	44.1	133	949	949	
2013	12	255	5,021	348	473	2,488	25	200	354	2,533	56.5	18	14	58	40.0	218	1,017	1,017	
2014	13	244	4,740	315	515	2,189	23	201	377	2,551	53.3	16	16	84	41.1	71	1,016	1,016	

GENERAL

STAFF

PLAYERS

REVIEW

HISTORY

HONORS

VOLMANAC

RECORDS



SEASON-BY-SEASON SPECIALTY DEFENSE

FUMBLE RECOVERIES

29-1950
25-1954
24-1979, 1952
23- 1980, 1955, 1951
22-1985, 1953
21- 1990, 1971, 1970, 1956
19- 1998, 1969, 1968, 1949, 1948
18- 1977, 1974, 1961
17- 1982, 1975, 1962, 1959
16- 1994, 1993, 1960, 1958
15- 1996, 1991, 1972, 1963
14- 2009, 2000, 1976
13- 2002, 1992, 1966, 1964, 1947
12- 2004, 1987, 1984, 1981, 1973, 1957, 1946
11- 2013, 2005, 1997, 1967, 1965
10- 2010, 2001, 1988
9- 2011, 2007
8- 2014, 1989
7- 2003, 1999, 1995
6- 1978
5- 2012, 1983
4- 2006, 1986
3- 2008

FORCED FUMBLES

29- 1979
27- 1980
24- 1975
23- 1998
22- 1997, 1976, 1971
20- 1994
19- 2014, 1990
18- 2009, 1985
17- 2005
16- 1995, 1992, 1977
15- 2004, 1982, 1981, 1972
14- 1996, 1993, 1991, 1974
13- 2002, 1970
12- 2000
11- 2007, 2003, 2001, 1999, 1989, 1987, 1984
10- 1973
9-2011, 2010
8- 2013, 1988, 1978
6- 2012, 2008, 1986
3- 1983

INTERCEPTIONS

36- 1970
30- 1969
28- 1967
26- 1949
25- 1971
24- 1990
23- 1968, 1950
22- 1985
21- 1999, 1972
20- 1951
19- 1966, 1965, 1946
18- 2010, 1993, 1979
17- 2008, 1975

16- 2014, 2007, 2006, 2004, 1998, 1995, 1982, 1976, 1962, 1954, 1953
15- 2003, 1989, 1973
14- 2013, 1996, 1987, 1981, 1978, 1956, 1955
13- 1997, 1991, 1986, 1960, 1959
12- 2012, 2002, 2001, 1980, 1963, 1961, 1948
11- 1992, 1988, 1984, 1974, 1947
10- 2009, 1977
9- 2011, 2005, 2000, 1994, 1983, 1964, 1952
7- 1958
6- 1957

PASS BREAK-UPS

72- 2001
66- 2003, 2002
64- 2000
60- 1998, 1987
57- 2005, 1999
56- 1997
55- 1990
53- 1989
52- 2013
51- 1995
50- 2007
46- 1993
45- 2009, 2004
44- 1996
43- 2014, 2010
42- 2006
37- 1994
36- 2008
35- 2012, 1985
33- 1991
32- 1988
29- 1977
27- 2011
25- 1978
22- 1992
21- 1984
20- 1986
19- 1983
16- 1979, 1976
11- 1982
9- 1981
6- 1980

TACKLES FOR LOSS

(Sacks not included)

83- 1996
74- 1998
71- 2006
69- 1976
68- 1999
65- 2013
64- 2003, 2000
59- 2004
58- 1995
57- 1993
56- 2014, 2012, 2008
55- 1997
54- 2005, 1992
52- 2010, 2007, 1994

51- 2011, 2002, 1990
50- 2009, 2001
48- 1991
46- 1975
45- 1983
41- 1970
39- 1989, 1971
36- 1980
35- 1982
33- 1981
31- 1973, 1972
29- 1988
27- 1974
25- 1987
23- 1984
22- 1986
21- 1985

QUARTERBACK SACKS

50- 2000
47- 1997
42- 1999, 1995
40- 1992
39- 1991
38- 1993, 1970
35- 2014
34- 2001
33- 2005, 2004
31- 1998
30- 1996, 1994, 1990, 1983
29- 2002
28- 2003
26- 2010, 1979, 1973
25- 1987, 1985, 1971
24- 2007, 1989
23- 2008, 1974
22- 1981
21- 2009, 1986, 1978
18- 2013, 1972
17- 2012, 2006, 1977
16- 2011, 1982, 1980, 1975
14- 1988, 1984, 1976

QUARTERBACK PRESSURES

108- 1998
98- 1997
84- 2000, 1995
80- 2004, 2001
79- 1999
76- 1996
63- 2005
62- 2003
57- 2006
53- 2002
49- 2008
45- 2012
44- 2010
37- 2009
36- 2014, 2011
35- 2013
33- 2007



OPPONENT RECORDS

INDIVIDUAL SINGLE-GAME RECORDS

(SINCE 1946)

■ RUSHING

Attempts—40, Shaud Williams, Alabama 2003

Yards—217, Bobby Humphrey, Alabama 1986; Mike Pritchard, Colorado 1990

Touchdowns—4, Marcus Allen, Southern California 1981

Longest Gain—88, Charlie McCullers, Tampa 1960

Three Players Rushing for 100 Yards—Paul Hofer (119), James Reed (115) and Michael Sweet (103), Mississippi 1975

■ PASSING

Attempts—62, Andre Woodson, Kentucky 2007

Completions—39, Andre Woodson, Kentucky 2007

Interceptions—6, Archie Manning, Mississippi 1968

Completion Percentage—81.8, Barry Lunney, Arkansas 1995 (22-of-27)

Yards—476, Tim Couch, Kentucky 1997

Touchdown Passes—6, Andre Woodson, Kentucky 2007; Danny Wuerffel, Florida 1995

Longest Gain—92, Matt Jones to Richard Smith, Arkansas 2002

■ TOTAL OFFENSE

Plays (Rushing and Passing)—72, Andre Woodson, Kentucky 2007

Yards (Rushing and Passing)—521, Whit Taylor, Vanderbilt 1981

■ RECEIVING

Receptions—15, Eric Moulds, Mississippi State 1995; 14, Kenny McKinley, South Carolina, 2007; Earl Bennett, Vanderbilt 2005

Yards—233, Pharoah Cooper, South Carolina, 2014

Touchdowns—4, Ike Hilliard, Florida 1995

Yards per Reception (Min. 5)—37.0 Clarence Sevillian, Vanderbilt 1992 (6 for 222)

■ PUNTING

Punts—19, Johnny Cain, Alabama 1932
Punts (Modern)—13, Roger Pruett, Auburn 1973

Yards—914, Johnny Cain, Alabama 1932

Yards (Modern)—520, Bill Marinangel, Vanderbilt 1995

Average—56.5, Bill Hawk, Kentucky 1991 (6 for 339)

Longest Punt—78, Marcus Jenkins, Kentucky 1983

■ PUNT RETURNS

Returns—9, Mike Siganos, Kentucky 1976

Yards—127, Chris Davis, Auburn, 2013

Longest Return—90, Jake Scott, Georgia 1968

■ KICKOFF RETURNS

Returns—9, Hubert Loudermilk, Arkansas 1996

Yards—200, Eric Booth, Southern Mississippi 1997

Longest Return—100, Mickey Cureton, UCLA 1968; Sammy Grezaffi, LSU 1967; Greg Boone, Duke 1982; Leroy Gallman, Duke 1993; Nathan Jones, Rutgers 2002

■ INTERCEPTIONS

Interceptions—4, Junior Rosegreen, Auburn 2004

Yards—128, Archibald Barnes, Vanderbilt 2011

Longest Return—100, Archibald Barnes, Vanderbilt 2011; Louis Guy, Mississippi 1962

■ SCORING

Touchdowns—4, Marcus Allen, Southern California 1981; Ike Hilliard, Florida 1995

Field Goals Attempted—6, Jess Atkinson, Maryland 1983; Brennan O'Donohoe, Arkansas 2002

Field Goals Made—5, Jess Atkinson, Maryland 1983

Longest Field Goal Made—55, Win Lyle, Auburn 1987

Blocked Extra-Point Return—1, Tony Bennett, Mississippi 1988 (92-yard return); Quinton Reese, Auburn 1997 (95-yard return)

Longest Fumble Return—92, Sean Jones, Georgia 2003

TEAM SINGLE-GAME RECORDS

(SINCE 1946)

■ RUSHING

Attempts—79, Georgia Tech 1949

Yards—457, Alabama 1986

Touchdowns—6, Mississippi 1977; Mississippi 1979; Alabama 1986; Nebraska 1997

■ PASSING

Attempts—63, Georgia Tech 1968

Fewest Attempts—0, Georgia Tech 1977

Completions—39, Kentucky 2007

Interceptions—8, Alabama 1970

Yards—496, Troy 2012

Touchdowns—6, Kentucky 2007; Florida 1995

■ TOTAL OFFENSE

Plays (Rushing and Passing)—110, Kentucky 2007

Yards (Rushing and Passing)—721, Troy 2012

■ PUNTING

Punts—17, LSU 1942

Punts (Modern)—15, Duke 1946

Yards—520, Vanderbilt 1995

■ PUNT RETURNS

Returns—10, Alabama 1946; Kentucky 1976

Yards—152, Mississippi State 1998 (SEC Championship)

■ KICKOFF RETURNS

Returns—12, Tennessee Tech 1951

Yards—220, Mississippi State 2003

■ INTERCEPTIONS

Interceptions—5, Duke 1949; Auburn 2004

Yards—141, Alabama 1954

■ TURNOVERS

Turnovers—12 Kentucky 1950 (4 int., 8 fumbles)

Turnovers on Consecutive Plays — 4 Western Kentucky 2013 (int, fumble, fumble, int) NCAA Record

Fumbles—9, Kentucky 1950; Mississippi State 1955

Fumbles Lost—8, Kentucky 1950

■ MISCELLANEOUS

First Downs—37, Kentucky 2007

First Downs, Rushing—25, Alabama 1986

First Downs, Passing—27, Kentucky 2007

Penalties—17, Boston College 1988

Penalty Yards—165, Boston College 1988

Field Goals Attempted—7, Arkansas 2002

Field Goals Made—5, Maryland 1983

INDIVIDUAL SINGLE-GAME LEADERS

(SINCE 1946)

■ RUSHING

1.	217	Mike Pritchard, Colorado 1990
	217	Bobby Humphrey, Alabama 1986
3.	216	Floyd Little, Syracuse 1966 (Gator)
4.	214	Nick Marshall (QB), Auburn 2013
5.	211	Marcus Allen, Southern California 1981
6.	208	Todd Gurley, Georgia, 2014
7.	207	Brent Fullwood, Auburn 1986
8.	206	Ahman Green, Nebraska 1998 (Orange)
9.	196	Rodney Hampton, Georgia 1988
10.	194	Gaston Green, UCLA 1985
11.	185	Carnell Williams, Auburn 2003
12.	184	Marcus Lattimore, South Carolina 2010
	184	Dennis Riddle, Alabama 1996
14.	181	Darren McFadden, Arkansas 2006

■ PASSING

1.	476	Tim Couch, Kentucky 1997
2.	464	Whit Taylor, Vanderbilt 1981
3.	456	Marcus Mariota, Oregon 2013
4.	438	Tommy Hodson, LSU 1989
5.	430	Andre Woodson, Kentucky 2007
6.	406	Jared Lorenzen, Kentucky 2001
7.	401	Eric Zeier, Georgia 1994
8.	400	Cade McNown, UCLA 1997
9.	394	David Jaynes, Kansas 1973
10.	393	Corey Robinson, Troy 2012
11.	391	Whit Taylor, Vanderbilt 1982
12.	381	Kent Austin, Mississippi 1982
	381	Danny Wuerffel, Florida 1995
14.	379	Gary Hollingsworth, Alabama 1989
15.	374	Jason Campbell, Auburn 2004 (SEC Championship)
16.	373	Bryan Ellis, UAB 2010
17.	368	Stan White, Auburn 1990

■ RECEIVING

1.	233	Pharoh Cooper, South Carolina, 2014
2.	224	Amari Cooper, Alabama, 2014
3.	222	Clarence Sevellian, Vanderbilt 1992
4.	221	Julio Jones, Alabama 2010
5.	204	Vernon Wells, TCU 1976
6.	185	D.J. Hall, Alabama 2007
	185	Jacquez Green, Florida 1997
8.	183	Eric Moulds, Mississippi State 1995
9.	177	Allama Mathews, Vanderbilt 1981
10.	176	Travis McGriff, Florida 1998
11.	172	Anthony Lucas, Arkansas 1998
12.	170	Dee Smith, Kentucky 1987
13.	168	Dave Moritz, Iowa 1982
14.	167	Earl Bennett, Vanderbilt 2005
15.	162	Armari Cooper, Alabama, 2012
16.	161	Darrell Jackson, Florida 1999

SINGLE-GAME RECORDS

■ TEAM RUSHING

1.	457	Alabama 1986
2.	444	Auburn 2013
3.	433	Mississippi 1977
4.	425	Auburn 1984
5.	417	Mississippi 1975
6.	414	Georgia 1988
7.	409	Nebraska 1997*
8.	403	Southern California 1981

■ TEAM PASSING YARDS

1.	496	Troy 2012
2.	476	Kentucky 1997
3.	471	Oregon 2013
4.	464	Vanderbilt 1981
5.	440	Kentucky 1969
6.	438	LSU 1989
7.	430	Kentucky 2007
8.	429	UAB 2010
9.	409	Florida 1998
10.	401	Georgia 1994
11.	400	UCLA 1997

■ TEAM PASSING ATTEMPTS

1.	63	Georgia Tech 1968
2.	62	Kentucky 2007
3.	60	Troy 2012
	60	UAB 2010
	60	Kansas 1973
6.	58	Kentucky 1998
	58	Auburn 1990
8.	53	Kentucky 2001
	53	Florida 2001
	53	Duke 1989
	53	Vanderbilt 1981
12.	51	Alabama 1970

■ TEAM PASSING COMPLETIONS

1.	39	Kentucky 2007
2.	38	Troy 2012
3.	37	Duke 1989
	37	Mississippi 1982
5.	35	Kentucky 1998
	35	Kentucky 1997
	35	Kansas 1973
8.	34	South Carolina 2007
	34	Kentucky 2001
	34	Florida 2001
	34	South Carolina 2004
12.	32	Alabama 2007
	32	Kentucky 1999
	32	Alabama 1989
	32	Alabama 1969
16.	31	Florida 1998
	31	LSU 1989

■ TEAM TOTAL OFFENSE

1.	721	Troy 2012
2.	687	Oregon 2013
3.	634	Kentucky 1997
4.	625	South Carolina, 2014
5.	618	Washington State 1988
6.	587	Vanderbilt 1981
7.	584	Florida 1995
8.	569	Georgia 1992
9.	564	Kentucky 2007
10.	562	Alabama 1981
11.	560	Georgia 2012
12.	559	Auburn 2004 (SEC Championship)
13.	557	Georgia 1981
14.	555	Florida 2012
15.	554	Florida 2007

■ TEAM TOTAL OFFENSIVE PLAYS

1.	110	Kentucky 2007
2.	99	Alabama 2003
	99	Auburn 1990
	99	Troy 2012
5.	97	Alabama 1989
6.	94	Auburn 1984
	94	Kansas 1973
	94	Georgia Tech 1968



BOWL GAME-BY-GAME HISTORY

1939 ORANGE BOWL

vs. Oklahoma (W) 17-0

1940 ROSE BOWL

vs. Southern California (L) 0-14

1941 SUGAR BOWL

vs. Boston College (L) 13-19

1943 SUGAR BOWL

vs. Tulsa (W) 14-7

1945 ROSE BOWL

vs. Southern California (L) 0-25

1947 ORANGE BOWL

vs. Rice (L) 0-8

1951 COTTON BOWL

vs. Texas (W) 20-14
Andy Kozar (RB) Outstanding Back
Bud Sherrod (End) Outstanding Lineman

1952 SUGAR BOWL

vs. Maryland (L) 13-28

1953 COTTON BOWL

vs. Texas (L) 0-16

1957 SUGAR BOWL

vs. Baylor (L) 7-13

1957 GATOR BOWL

vs. Texas A&M (W) 3-0
Bobby Gordon (RB) Most Outstanding Player

1965 BLUEBONNET BOWL

vs. Tulsa (W) 27-6
Dewey Warren (QB) Offensive MVP
Frank Emanuel (LB) Defensive MVP

1966 GATOR BOWL

vs. Syracuse (W) 18-12
Dewey Warren (QB) Most Outstanding Player

1968 ORANGE BOWL

vs. Oklahoma (L) 24-26

1969 COTTON BOWL

vs. Texas (L) 13-36

1969 GATOR BOWL

vs. Florida (L) 13-14
Curt Watson (RB) Most Outstanding Player

1971 SUGAR BOWL

vs. Air Force (W) 34-13
Bobby Scott (QB) Most Outstanding Player

1971 LIBERTY BOWL

vs. Arkansas (W) 14-13

1972 BLUEBONNET BOWL

vs. Louisiana State (W) 24-17
Condredge Holloway (QB) Offensive MVP
Carl Johnson (DE) Defensive MVP

1973 GATOR BOWL

vs. Texas Tech (L) 19-28
Haskel Stanback (RB) Most Outstanding Player

1974 LIBERTY BOWL

vs. Maryland (W) 7-3
Mike Gayles (RB) Outstanding Offensive Player

1979 BLUEBONNET BOWL

vs. Purdue (L) 22-27
Roland James (DB) Defensive MVP

1981 GARDEN STATE BOWL

vs. Wisconsin (W) 28-21
Steve Alatorre (QB) MVP

1982 PEACH BOWL

vs. Iowa (L) 22-28
Alan Cockrell (QB) MVP

1983 FLORIDA CITRUS BOWL

vs. Florida (W) 30-23
Johnnie Jones (RB) MVP
Alvin Toles (LB) Outstanding Defensive Player

1984 SUN BOWL

vs. Maryland (L) 27-28
Carl Zander (LB) MVP (Lineman)

1986 SUGAR BOWL

vs. Miami (Fla.) (W) 35-7
Daryl Dickey (QB) Most Outstanding Player

1986 LIBERTY BOWL

vs. Minnesota (W) 21-14
Jeff Francis (QB) MVP
Joey Clinkscales (WR) Outstanding Offensive Player
Dale Jones (LB) Outstanding Defensive Player

1988 PEACH BOWL

vs. Indiana (W) 27-22
Reggie Cobb (RB) MVP

1990 COTTON BOWL

vs. Arkansas (W) 31-27
Chuck Webb (RB) Outstanding Offensive Player
Carl Pickens (DB) Outstanding Defensive Player

1991 SUGAR BOWL

vs. Virginia (W) 23-22
Andy Kelly (QB) Most Outstanding Player

1992 FIESTA BOWL

vs. Penn State (L) 17-42

1993 HALL OF FAME BOWL

vs. Boston College (W) 38-23
Heath Shuler (QB) MVP

1994 FLORIDA CITRUS BOWL

vs. Penn State (L) 13-31
Raymond Austin (DB) Outstanding Defensive Player

1994 GATOR BOWL

vs. Virginia Tech (W) 45-23
James Stewart (RB) Most Outstanding Player

1996 FLORIDA CITRUS BOWL

vs. Ohio State (W) 20-14
Jay Graham (RB) Most Valuable Player
Leonard Little (DE) Outstanding Defensive Player

1997 FLORIDA CITRUS BOWL

vs. Northwestern (W) 48-28
Peyton Manning (QB) MVP
Tyrone Hines (LB) Outstanding Defensive Player

1998 ORANGE BOWL

vs. Nebraska (L) 17-42
Jamal Lewis (RB) UT MVP

1999 FIESTA BOWL

vs. Florida State (W) 23-16
Peerless Price (WR) Offensive MVP
Dwayne Goodrich (DB) Defensive MVP

2000 FIESTA BOWL

vs. Nebraska (L) 21-31
Tee Martin (QB) UT MVP

2001 COTTON BOWL

vs. Kansas State (L) 21-35

2002 FLORIDA CITRUS BOWL

vs. Michigan (W) 45-17
Casey Clausen (QB) MVP
John Henderson (DT) Outstanding Defensive Player

2002 PEACH BOWL

vs. Maryland (L) 3-30

2004 PEACH BOWL

vs. Clemson (L) 14-27

2005 COTTON BOWL

vs. Texas A&M (W) 38-7
Rick Clausen (QB) Offensive MVP
Justin Harrell (DT) Defensive MVP

2007 OUTBACK BOWL

vs. Penn State (L) 10-20

2008 OUTBACK BOWL

vs. Wisconsin (W) 21-17
Erik Ainge (QB) MVP

2009 CHICK-FIL-A BOWL

vs. Virginia Tech (L) 14-37

2010 MUSIC CITY BOWL

vs. North Carolina (L)(2 ot) 27-30

2015 TaxSlayer BOWL

vs. Iowa (W) 45-28
Joshua Dobbs (QB) MVP

BOWL FACTS

■ NCAA BOWL APPEARANCE LEADERS

1. Alabama	^61
2. Texas	53
3. Nebraska	51
4. Tennessee	50
Southern California	^50
Georgia	50
7. Oklahoma	48
8. LSU	46
9. Penn State	^45
10. Ohio State	^44
11. Georgia Tech	43
12. Florida State	^42
Michigan	42
14. Florida	41
15. Arkansas	40

■ NCAA BOWL WINS LEADERS

1. Alabama	^34
2. Southern California	^33
3. Georgia	28
Oklahoma	28
Penn State	28
6. Texas	27
7. Tennessee	26
8. Florida State	^25
Nebraska	25
9. Georgia Tech	24
10. LSU	23
Ole Miss	23
12. Auburn	22
13. Ohio State	^21
Florida	21
15. Michigan	20

**Had games vacated by NCAA Committee on Infractions.*

UT BOWL QUICK FACTS

- 50 Bowl Games: Ranks T-4th all-time
- All-Time Bowl Record: 26-24 (7th in wins)
- Consecutive Bowl Seasons: 16 (1989-2004)

BOWL (Years)	W-L
Bluebonnet (1965-72-79)	2-1
Cotton (1951-53-69-90-2001-05)	3-3
Fiesta (1992-99-2000)	1-2
Florida Citrus (1983-94-96-97-2002)	4-1
Garden State (1981)	1-0
Gator/TaxSlayer (1957-66-69-73-94-2014)	4-2
Liberty (1971-74-86)	3-0
Music City (2010)	0-1
Orange (1939-47-68-98)	1-3
Outback/Hall of Fame (1993-2007-08)	2-1
Chick-fil-A/Peach (1982-88-2002-04-09)	1-4
Rose (1940-45)	0-2
Sugar (1941-43-52-57-71-86-91)	4-3
Sun (1984)	0-1
Totals	26-24

BOWL BESTS

■ RUSHING

Yards	Player	Bowl	Opponent
250	Chuck Webb	1990 Cotton	Arkansas
180	Travis Henry	2001 Cotton	Kansas State
154	Jay Graham	1996 Citrus	Ohio State
154	Johnnie Jones	1983 Citrus	Maryland
151	Tony Thompson	1991 Sugar	Virginia
146	Reggie Cobb	1988 Peach	Indiana
131	Hank Lauricella	1951 Cotton	Texas

■ PASSING

Yards	Player	Bowl	Opponent
408	Peyton Manning	1997 Citrus	Northwestern
393	Casey Clausen	2002 Citrus	Michigan
384	Casey Clausen	2004 Peach	Clemson
365	Erik Ainge	2008 Outback	Wisconsin
315	Steve Alatorre	1981 Garden State	Wisconsin
312	Tyler Bray	2010 Music City	N.Carolina
288	Bobby Scott	1971 Sugar	Air Force
278	Tee Martin	1999 Fiesta	Florida State

■ RECEIVING

Yards	Player	Bowl	Opponent
199	Peerless Price	1999 Fiesta	Florida State
196	Anthony Hancock	1981 Garden State	Wisconsin
125	Jason Witten	2002 Citrus	Michigan
122	Joey Kent	1997 Citrus	Northwestern
119	Donté Stallworth	2002 Citrus	Michigan
110	Peerless Price	1997 Citrus	Northwestern
109	Joey Kent	1996 Citrus	Ohio State

■ TOTAL OFFENSE

Yards	Player	Bowl	Opponent
416	Peyton Manning	1997 Citrus	Northwestern
386	Casey Clausen	2004 Peach	Clemson
379	Casey Clausen	2002 Citrus	Michigan
367	Erik Ainge	2008 Outback	Wisconsin
297	Tee Martin	1999 Fiesta	Florida State
290	Steve Alatorre	1981 Garden State	Wisconsin

■ ALL-PURPOSE YARDAGE

Yards	Player	Bowl	Opponent
250	Chuck Webb	1990 Cotton	Arkansas
242	Peerless Price	1999 Fiesta	Florida State
205	Anthony Hancock	1981 Garden State	Wisconsin
191	Travis Henry	2001 Cotton	Kansas State
190	Donté Stallworth	2002 Citrus	Michigan

■ TACKLES

Num.	Player	Bowl	Opponent
20	Carl Zander	1984 Sun	Maryland
16	Reggie McKenzie	1984 Sun	Maryland
15	Jack Reynolds	1969 Cotton	Texas
14	Rey Nettles	1971 Liberty	Arkansas
14	Carl Zander	1981 Garden State	Wisconsin
14	Dale Jones	1983 Citrus	Maryland
14	Nick Reveiz	2010 Music City	N.Carolina



BOWL RECAPS

1931 NEW YORK CHARITY GAME

TENNESSEE	0	13	0	0	-	13
NEW YORK U.	0	0	0	0	-	0

Dec. 5, 1931

NEW YORK — It didn't count, at least according to NCAA statisticians, but Tennessee's first post-season bowl appearance came in the 1931 Charity Bowl game at Yankee Stadium.

The game was set up by New York City Mayor Jimmy Walker and was an intersectional clash between the Vols and the Violets of New York University. The Vols were 8-0-1 in 1931, with a 6-6 deadlock against Kentucky marking an otherwise perfect season.

It was Capt. Neyland's sixth year at the Vol helm and the Vols had compiled a 52-2-4 overall record through the end of the 1931 season.

Herman Hickman's sensational defensive play earned him a spot on Grantland Rice's 1931 All-America team. Rice was so impressed with Hickman's performance that he named him to his All-America team on the basis of the Charity Bowl game alone.

Three future Vol College Football Hall of Fame members, Gene McEver, Beattie Feathers and Hickman, played in the contest. In addition, Capt. Neyland would also be inducted into the College Football Hall of Fame in 1956.

The Vols' second trip to New York was much better than their first. Seven years earlier, the Vols had lost to Army 41-0 at West Point.

Feathers and Deke Brackett had long touchdown runs and Hickman anchored the Vol defense as Tennessee defeated the Violets by a 13-0 count.

The game was one of a number of contests played during the Great Depression (mainly in 1931) to raise money for relief of the unemployed in response to the President's Committee on Mobilization of Relief Resources. In addition to the Charity Bowl, the Army-Navy games of 1930 and 1931 were played at Yankee Stadium. The NCAA does not recognize these games in the all-time bowl game records.

SCORING SUMMARY

TENN — Feathers 65 run (McEver run)

TENN — Brackett 75 punt return (Kick failed)

TEAM STATISTICS	TENN	NYU
First Downs	8	8
Rushes-Yards	42-109	46-77
Passing Yards	13	171
Passes (Att.-Comp.)	8-1	23-9
Total Offense	122	248
Total Offensive Plays	50	89
Fumbles-Lost	3-2	1-0
Penalties-Yards	1-5	10-90
Punts-Average	11-40	9-31

1939 ORANGE BOWL

TENNESSEE	7	3	0	7	-	17
OKLAHOMA	0	0	0	0	-	0

Jan. 2, 1939

MIAMI — Tennessee and Oklahoma squared off in the 1939 Orange Bowl in a classic battle of speed against size. And, when it was over, Tennessee's speed and stamina had won out by a 17-0 count. Tennessee had come into the game undefeated and No. 2 in the country and Oklahoma was riding a 14-game winning streak.

Tennessee scored first when a 15-yard penalty backed the Sooners to their 3-yard line. Vol tailback George Cafego returned the ensuing punt to the Sooner 27 and followed up the punt return with a key gain to the 12. Two plays later, Bob Foxx scored from the 8. The Vols scored a field goal after a Sooner fumble, a 22-yarder by Bowden Wyatt, and led 10-0 at the half.

Tennessee scored its final touchdown in the fourth quarter on a 19-yard run by Babe Wood on a reverse. The Vols polished off their eighth shutout of the season by stopping the Sooners the rest of the way and finished undefeated in 11 games.

It was a penalty-plagued game as tempers flared throughout the contest and more than 200 yards were assessed against the teams.

SCORING SUMMARY

TENN — Foxx 8 run (Wyatt run)

TENN — Wyatt 32 FG

TENN — Wood 19 run (Foxx kick)

TEAM STATISTICS	TENN	OKLA
First Downs	15	6
Rushing Yards	51-197	16-25
Passing Yards	63	69
Passes (Att.-Comp.-Int.)	13-4-0	27-10-1
Total Offensive Plays	64	43
Total Offensive Yards	260	94
Fumbles-Lost	2-1	4-3
Penalties-Yards	16-130	9-90
Punts-Average	12-36	13-40

TENNESSEE						
RUSHING	Att	Gain	Lost	Net	TD	Lg
Coffman	12	64	8	56	1	24
Cafego	13	58	13	45	0	19
PASSING	Att	Comp	Int	Yds	TD	Lg
Wood	5	2	0	40	0	23
RECEIVING	No	Yds	TD	Lg		
Cifers	1	23	0	23		

OKLAHOMA						
RUSHING	Att	Gain	Lost	Net	TD	Lg
McCullough	9	20	11	9	0	7
PASSING	Att	Comp	Int	Yds	TD	Lg
McCullough	19	7	1	37	0	22
RECEIVING	No	Yds	TD	Lg		
Clark	3	30	0	23		

RECORDS

1940 ROSE BOWL

SOUTHERN CAL	0	7	0	7	-	14
TENNESSEE	0	0	0	0	-	0

Jan, 1, 1940

PASADENA, Calif. — The Vols were 10-0 in the 1939 season and did not give up a point, heading by train to Pasadena for the 1940 Rose Bowl undefeated in 23 games and unscored upon in 15, but both streaks came to a halt against Southern California.

It marked the first of two Vol appearances in the Rose Bowl in the decade of the 1940s, both against Southern Cal.

Playing without star tailback George Cafego, the victim of a knee injury against The Citadel earlier in the year, the Vols fumbled away a golden opportunity in the fourth period and fell 14-0.

Southern Cal racked up 229 yards rushing, scored in the second and fourth quarter and ran nearly double the plays from scrimmage to take the 14-0 triumph.

The 1939 Tennessee team was the last to hold a full season of opponents scoreless, with future College Football Hall of Famers George Cafego, Bob Suffridge and Ed Molinski leading the way. Major Bob Neyland was also named to the College Hall.

SCORING SUMMARY

USC — Schindler 1 run (J. Jones kick)

USC — Kreuger 2 pass from Schindler (Gaspar kick)

TEAM STATISTICS	TENN	USC
First Downs	9	18
Rushes-Yards	28-71	58-229
Passing Yards	70	43
Passes (Att.-Comp.-Int.)	12-6-1	14-7-1
Total Offensive Plays	37	72
Total Offensive Yards	141	272
Fumbles-Lost	1-1	1-0
Penalties-Yards	2-25	6-40
Punts-Average	11-39.2	8-40.1

TENNESSEE						
RUSHING	Att	Gain	Lost	Net	TD	Lg
Butler	5	47	7	40	0	16
Cafego	7	10	9	1	0	5
PASSING	Att	Comp	Int	Yds	TD	Lg
Butler	10	5	1	46	0	19
RECEIVING	No	Yds	TD	Lg		
Cifers	3	42	0	28		

SOUTHERN CAL						
RUSHING	Att	Gain	Lost	Net	TD	Lg
Schindler	19	75	0	75	1	8
Lansdell	16	88	20	68	0	11
PASSING	Att	Comp	Int	Yds	TD	Lg
Schindler	5	4	0	25	1	11
RECEIVING	No	Yds	TD	Lg		
Banta	3	17	0	7		

1941 SUGAR BOWL

BOSTON COLL.	0	0	13	6	-	19
TENNESSEE	7	0	6	0	-	13

Jan, 1, 1941

NEW ORLEANS — Boston College and Tennessee met in the 1941 Sugar Bowl in a game that had all the earmarks of a David and Goliath story. Before a record crowd at Tulane Stadium, the underdog Boston College team had pulled off the upset and did it with a play taken directly from the Vols' playbook.

Tennessee scored first on a 4-yard run by Van Thompson and the conversion by Bob Foxx, but lost the ball on downs at the BC 11 and lost an interception at the BC 15. The half ended 7-0.

Boston College tied the score in the third period, blocking a Tennessee punt and scoring quickly. It had been seven years since a Vol punt was blocked. The Vols went back ahead as Buist Warren scored from the 2 and Tennessee led 13-7.

Boston College answered immediately as Mike Holovak scored from the 1 after a 70-yard drive. The point failed and it was 13-13 entering the final canto. With six minutes left, the Eagles moved the ball to the Vol 24. Eagle tailback Charlie O'Rourke then ran left, raised his arm as if to pass and sprinted 24 yards for the touchdown.

SCORING SUMMARY

TENN — Thompson 4 run (Foxx kick)

BC — Connolly 12 run (Maznicki kick)

TENN — Warren 2 run (Run failed)

BC — Holovak 1 run (Kick failed)

BC — O'Rourke 24 run (Kick failed)

TEAM STATISTICS	TENN	BC
First Downs	13	11
Rushes-Yards	48-124	36-142
Passing Yards	121	106
Passes (Att.-Comp.-Int.)	22-9-2	14-6-3
Total Offensive Plays	70	49
Total Offensive Yards	245	248
Fumbles-Lost	1-1	1-1
Penalties-Yards	4-36	3-25
Punts-Average	7-36	6-35

TENNESSEE						
RUSHING	Att	Gain	Lost	Net	TD	Lg
Foxx	7	41	2	39	0	17
Thompson	11	40	7	33	1	11
PASSING	Att	Comp	Int	Yds	TD	Lg
Thompson	9	4	1	42	0	13
RECEIVING	No	Yds	TD	Lg		
Coleman	3	49	0	29		

BOSTON COLLEGE						
RUSHING	Att	Gain	Lost	Net	TD	Lg
O'Rourke	7	52	13	39	1	24
PASSING	Att	Comp	Int	Yds	TD	Lg
O'Rourke	11	5	2	85	0	26
RECEIVING	No	Yds	TD	Lg		
Zabalski	2	39	0	20		



1943 SUGAR BOWL

TENNESSEE	0	6	2	6	-	14
TULSA	0	7	0	0	-	7

Jan. 1, 1943

NEW ORLEANS — Tennessee made its second trip to the Sugar Bowl in three years to play Henry Frank's pass-minded Tulsa Hurricane.

Despite a passing show by the Hurricanes' Glenn Dobbs, the Vols escaped with a 14-7 win. Tulsa scored first, but the Vols dominated the game from that point on to take the victory, racking up 208 yards rushing and holding Tulsa to minus-39 yards rushing. Bill Gold and Clyde "Ig" Fuson scored touchdowns and Denver Crawford blocked a punt for a safety as the Vols squared their bowl record at 2-2.

SCORING SUMMARY

TULSA — Purdin 9 pass from Dobbs (LaForce kick)
TENN — Gold 3 run (Kick failed)
TENN — Safety, Crawford blocks punt out of endzone
TENN — Fuson 1 run (Kick failed)

TEAM STATISTICS	TENN	TULSA
First Downs	14	10
Rushing Yards	208	(-39)
Passing Yards	88	168
Passes (Att.-Comp.-Int.)	17-7-0	27-17-2
Total Offensive Yards	296	129
Fumbles-Lost	2-2	1-0
Penalty Yards	100	44
Punting Average	41	43

1945 ROSE BOWL

SOUTHERN CAL	6	6	0	13	-	25
TENNESSEE	0	0	0	0	-	0

Jan. 1, 1945

PASADENA, Calif. — Tennessee finished 7-0-1 in 1944, but met its match against Southern California in the 1945 Rose Bowl, the second contest between the cross-country rivals in Pasadena in five seasons.

Tennessee had not fielded a team in 1943 and, given the green light by the conference to do so in 1944, put together an eight-game schedule that assembled talent available.

The Vols got good efforts from the 1944 team, but a lack of depth at key positions cost the Vols against the powerful USC team. Despite the loss, Tennessee coach John Barnhill was named SEC Coach of the Year.

SCORING SUMMARY

USC — Callahan 11 run on blocked punt (Kick failed)
USC — Salata 19 pass from Hardy (Kick failed)
USC — Hardy 9 run (West kick)
USC — MacLachan 7 run (Kick failed)

TEAM STATISTICS	TENN	USC
First Downs	8	15
Rushing Yards	152	162
Passing Yards	17	45
Passes (Att.-Comp.-Int.)	14-3-1	15-5-0
Total Offensive Yards	169	207
Fumbles Lost	1	1
Penalty Yards	35	25
Punting Average	32.2	32.6

1947 ORANGE BOWL

RICE	8	0	0	0	-	8
TENNESSEE	0	0	0	0	-	0

Jan. 1, 1947

MIAMI — Rice scored a touchdown and a safety in the first quarter and played defense and the kicking game in the best Tennessee tradition to defeat Bob Neyland's Volunteers 8-0 in the 1947 Orange Bowl.

Rice blocked two Vol punts in the first quarter, the second of which led to a safety and, combined with a touchdown drive of 83 yards, it was enough to win. The touchdown came on a lateral from Buddy Russ to Huey Kenney after Russ had run 25 yards to the Vol 25. Kenney took it in and Rice led.

Rice coach Jess Neely was then content to put the game in the hands of his defense, which held the Vols to five first downs and 137 yards.

The Vols had one big shot early in the second half, recovering a fumble at the Rice 18. But Rice intercepted a fourth-down pass and was in control from that point.

SCORING SUMMARY

RICE — Safety, Murphy blocks punt out of end zone
RICE — Kenney 25 run on lateral from Russ (Kick blocked)

TEAM STATISTICS	TENN	RICE
First Downs	5	9
Rushing Yards	105	208
Passing Yards	32	0
Passes (Att.-Comp.-Int.)	19-4-4	4-0-2
Total Offensive Yards	137	208
Fumbles-Lost	2-0	4-3
Penalties-Yards	6-67	4-40
Punts-Average	15-38	13-44

RECORDS

1951 COTTON BOWL

TENNESSEE	7	0	0	13	-	20
TEXAS	0	14	0	0	-	14

Jan, 1, 1951

DALLAS — Tennessee's once-defeated Volunteers dominated the second half and defeated Texas 20-14 in the 1951 Cotton Bowl.

The Vols scored first, on a 5-yard pass from Herky Payne to John Gruble, a play set up by a now-historic 75-yard run by Hank Lauricella, on which he reversed his field three times and slowed only to allow his blockers to catch up.

The Longhorns rallied to take a 14-7 halftime lead, parlaying a blocked kick into one score and a pass into another. The Vols closed to one point early in the fourth quarter, when fullback Andy Kozar bulled in from the 5. Later in the quarter, Jim Hill intercepted a Longhorn pass and the Vols were goalward again.

The teams exchanged fumbles on two consecutive plays and the Vols took the Texas turnover in for the winning score. Kozar got 6, Lauricella hit Rechichar for 23 and ran for 11. Finally, Kozar scored his second touchdown and the Vols held off a late Texas charge to win 20-14.

SCORING SUMMARY

TENN — Gruble 5 pass from Payne (Shires kick)

TEXAS — Townsend 5 run (Tompkins kick)

TEXAS — Dawson 35 pass from Tompkins (Tompkins kick)

TENN — Kozar 5 run (Kick failed)

TENN — Kozar 1 run (Shires kick)

TEAM STATISTICS	TENN	TEXAS
First Downs	18	12
Rushes-Yards	55-295	43-146
Passing Yards	45	97
Passes (Att.-Comp.-Int.)	8-3-2	14-5-1
Total Offensive Plays	63	57
Total Offensive Yards	340	243
Fumbles-Lost	4-1	1-1
Penalties-Yards	4-35	5-55
Punts-Average	6-32.8	7-29.3

TENNESSEE						
RUSHING	Att	Gain	Lost	Net	TD	Lg
Lauricella	16	154	23	131	0	75
Kozar	20	94	2	92	2	-
PASSING	Att	Comp	Int	Yds	TD	Lg
Lauricella	6	1	2	23	0	23
RECEIVING	No	Yds	TD	Lg		
Rechichar	1	23	0	23		

TEXAS						
RUSHING	Att	Gain	Lost	Net	TD	Lg
Townsend	23	107	2	105	1	-
PASSING	Att	Comp	Int	Yds	TD	Lg
Tompkins	14	5	1	97	1	-
RECEIVING	No	Yds	TD	Lg		
Stolhandske	3	32	0	-		



Gen. Robert R. Neyland (center) is surrounded by his victorious Vols in the locker room following their victory over Texas at the 1951 Cotton Bowl.



1952 SUGAR BOWL

MARYLAND	7	14	7	0	-	28
TENNESSEE	0	6	0	7	-	13

Jan, 1, 1952

NEW ORLEANS — Tennessee went to New Orleans undefeated and the 1951 national champions. But the Vols fell victim to an undefeated Maryland team that scored 21 points in 16 minutes and never looked back. The final was 28-13.

Maryland uncorked a strong running game to lead 21-6 at the half and used a timely interception return for a touchdown to keep the Vols at bay.

Tennessee showed only flashes of the power that had been its trademark during the regular season. Vol tailback Herky Payne led two touchdown drives, but otherwise, the Maryland defense stopped the Vol attack, using an eight-man line.

SCORING SUMMARY

UM — Fullerton 2 run (Decker kick)
UM— Shemonski 6 pass from Fullerton (Decker kick)
UM — Scarbath 1 run (Decker kick)
TENN — Rechichar 4 pass from Payne (Kick failed)
UM — Fullerton 46 interception return (Decker kick)
TENN — Payne 2 run (Rechichar kick)

TEAM STATISTICS	TENN	MD
First Downs	12	18
Rushes-Yards	35-81	64-289
Passing Yards	75	63
Passes (Att.-Comp.-Int.)	19-9-4	13-7-1
Total Offensive Plays	54	77
Total Offensive Yards	156	352
Fumbles-Lost	2-2	7-3
Penalties-Yards	2-20	12-120
Punts-Average	7-43.0	8-38.8

TENNESSEE						
RUSHING	Att	Gain	Lost	Net	TD	Lg
Payne	11	54	0	54	1	-
Kozar	9	29	0	29	0	-
PASSING	Att	Comp	Int	Yds	TD	Lg
Payne	14	7	1	61	1	-
RECEIVING	No	Yds	TD	Lg		
Rechichar	3	27	1	13		

MARYLAND						
RUSHING	Att	Gain	Lost	Net	TD	Lg
Modzelewski	28	153	0	153	0	-
PASSING	Att	Comp	Int	Yds	TD	Lg
Scarbath	9	6	0	57	0	-
RECEIVING	No	Yds	TD	Lg		
Shemonski	3	19	1	-		

1953 COTTON BOWL

TEXAS	2	7	0	7	-	16
TENNESSEE	0	0	0	0	-	0

Jan, 1, 1953

DALLAS — Tennessee's appearance in the 1953 Cotton Bowl is memorable for only one reason: it brought the Neyland era to an unhappy end.

Robert R. Neyland, the West Point-trained army officer who had turned a mediocre program into one of the giants of college football, wasn't well enough to coach his Vol team in its final game. He sat on the bench while offensive coordinator Harvey Robinson called the shots in a 16-0 loss to Texas.

The Vols could never manage even the first hint of a scoring threat. They made only six first downs and wound up with minus 14 yards rushing. The Longhorns, with 20 first downs and 269 yards rushing, ran 86 offensive plays to Tennessee's 35.

Neyland visited his players in the dressing room following the game. He managed a smile, said he was proud of them and told them to go out and have some fun.

He was a gracious loser, even if he didn't have a lot of experience at it.

SCORING SUMMARY

TEXAS — Safety, Griffith tackled in end zone
TEXAS — Dawson 3 run (Dawson kick)
TEXAS — Quinn 1 run (Dawson kick)

TEAM STATISTICS	TENN	TEXAS
First Downs	6	20
Rushes-Yards	29-(-14)	78-269
Passing Yards	46	32
Passes (Att.-Comp.-Int.)	6-3-0	8-2-1
Total Offensive Plays	35	86
Total Offensive Yards	32	301
Fumbles-Lost	5-3	5-3
Penalties-Yards	3-30	5-55
Punts-Average	7-40.9	5-35.4

TENNESSEE						
RUSHING	Att	Gain	Lost	Net	TD	Lg
Schwanger	5	25	3	22	0	-
PASSING	Att	Comp	Int	Yds	TD	Lg
Shires	4	2	0	23	0	-
RECEIVING	No	Yds	TD	Lg		
Morgan	2	23	0	-		

TEXAS						
RUSHING	Att	Gain	Lost	Net	TD	Lg
Ochoa	26	108	0	108	0	-
PASSING	Att	Comp	Int	Yds	TD	Lg
Jones	5	2	1	32	0	-
RECEIVING	No	Yds	TD	Lg		
Quinn	1	23	0	23		

RECORDS

1957 SUGAR BOWL

BAYLOR	0	6	0	7	-	13
TENNESSEE	0	0	7	0	-	7

Jan. 1, 1957

NEW ORLEANS — No. 11-rated Baylor beat Tennessee at its own game in the 1957 Sugar Bowl, turning four interceptions and a key fumble recovery into a 13-7 win over the previously undefeated and No. 2-ranked Volunteers.

Baylor scored first on a pass from Bobby Jones to Jerry Marcontell covering 12 yards. The touchdown drive had been keyed by Shofner's 54-yard run after a Johnny Majors quick-kick. Tennessee had two drives snuffed by interceptions in the first half and trailed 6-0 at intermission.

The Vols scored early in the third quarter as Majors and fullback Tommy Bronson led the charge downfield and Baylor contributed a key piling-on penalty. Majors scored from the 1 and Sammy Burklow's conversion gave the Vols a 7-6 lead. The Vols held that lead into the fourth quarter when Majors was hit on a punt return and fumbled at the Vol 15. Baylor recovered and moved in for the winning score.

The Vols had two last chances to score, but two Baylor interceptions and a sack of Vol tailback Bobby Gordon erased the Vols' last scoring opportunities.

SCORING SUMMARY

BAYLOR — Marcontell 12 pass from Jones (Kick failed)

TENN — Majors 1 run (Burklow kick)

BAYLOR — Humphrey 1 run (Berry kick)

TEAM STATISTICS	TENN	BAYLOR
First Downs	11	14
Rushes-Yards	39-146	64-275
Passing Yards	16	24
Passes (Att.-Comp.-Int.)	10-1-4	11-3-0
Total Offensive Plays	49	75
Total Offense	162	299
Fumbles-Lost	1-1	2-0
Penalties-Yards	5-55	6-60
Punts-Average	5-41.6	8-32.6

TENNESSEE						
RUSHING	Att	Gain	Lost	Net	TD	Lg
Majors	15	59	8	51	1	-
Bronson	8	56	0	56	0	-
PASSING	Att	Comp	Int	Yds	TD	Lg
Majors	7	1	2	16	0	-
RECEIVING	No	Yds	TD	Lg		
Urbano	1	16	0	16		

BAYLOR						
RUSHING	Att	Gain	Lost	Net	TD	Lg
Shofner	14	98	10	88	0	-
PASSING	Att	Comp	Int	Yds	TD	Lg
Jones	4	2	0	19	1	12
RECEIVING	No	Yds	TD	Lg		
Marcontell	3	24	1	12		

1957 GATOR BOWL

TENNESSEE	0	0	0	3	-	3
TEXAS A&M	0	0	0	0	-	0

Dec. 28, 1957

JACKSONVILLE, Fla. — In Paul "Bear" Bryant's last game as Aggie head coach, Tennessee used a fourth quarter field goal by placekicker Sammy Burklow and a stubborn defense to hand the Aggies a 3-0 defeat on a wet and muddy Gator Bowl field.

It was the lowest-scoring game in the history of the Gator Bowl and was played before a Gator Bowl-record crowd of 43,709.

The field goal was the first of Burklow's career and came from 17 yards out with 5:30 left to play in the game. It was a day for the defenses to shine as action was confined between the 35-yard lines.

The game was marked by the now-famous collision between Vol tailback Bobby Gordon and Aggie Heisman Trophy winner John David Crow on the Vols' march to the winning score. Both players recovered to continue play, with Gordon holding for Burklow's game-winning field goal.

SCORING SUMMARY

TENN — Burklow 17 FG

TEAM STATISTICS	TENN	A&M
First Downs	14	8
Rushes-Yards	54-135	40-142
Passing Yards	56	27
Passes (Att.-Comp.-Int.)	6-4-0	8-3-0
Total Offensive Plays	60	48
Total Offense	191	169
Fumbles Lost	2	1
Penalties-Yards	3-30	3-35
Punts-Average	8-36.0	7-38.0

TENNESSEE						
RUSHING	Att	Gain	Lost	Net	TD	Lg
Gordon	32	83	23	60	0	18
PASSING	Att	Comp	Int	Yds	TD	Lg
Gordon	6	4	0	56	0	19
RECEIVING	No	Yds	TD	Lg		
Darty	2	26	0	17		

TEXAS A&M						
RUSHING	Att	Gain	Lost	Net	TD	Lg
Crow	14	56	10	46	0	13
PASSING	Att	Comp	Int	Yds	TD	Lg
Osborne	4	2	0	16	0	11
RECEIVING	No	Yds	TD	Lg		
Smith	1	11	0	11		
Tracy	1	11	0	11		



1965 BLUEBONNET BOWL

TENNESSEE	6	14	7	0	-	27
TULSA	6	0	0	0	-	6

Dec. 18, 1965

HOUSTON — Tennessee made its first bowl appearance since the Gator Bowl victory over Texas A&M in 1957 and made it a successful return by taking the measure of the Tulsa Hurricanes 27-6 in a swampy Rice Stadium.

The game was played in some of the wettest weather that ever confronted a Tennessee team, a steady down-pour that did not cease until long after the game was over.

The Vols took care of business quickly, moving to a 20-6 halftime lead by taking advantage of Tulsa turnovers and some brilliant work on the kicking game. Tulsa fumbles led to the Vol touchdowns by Hal Wantland and Dewey Warren, and Jerry Smith's 45-yard punt return led to the third, another score by Warren. Glenn Gray's pass interception led to the final Vol score, an 11-yard burst by fullback Stan Mitchell.

Tulsa gained 250 yards through the air despite the wet conditions, but three fumbles and four Vol interceptions turned the game Tennessee's way.

SCORING SUMMARY

TENN — Wantland 4 pass from Warren (Kick failed)

TULSA — McDermott 1 run (Kick failed)

TENN — Warren 1 run (Leake kick)

TENN — Warren 1 run (Leake kick)

TENN — Mitchell 11 run (Leake kick)

1966 GATOR BOWL

TENNESSEE	3	15	0	0	-	18
SYRACUSE	0	0	6	6	-	12

Dec. 31, 1966

JACKSONVILLE, Fla. — Tennessee won its second consecutive bowl game under the tutelage of Doug Dickey, defeating Syracuse 18-12 in a game in which each team dominated one half.

Despite an early fumble that gave Syracuse favorable field position, the Vols got field goals from Gary Wright in the first and second quarters to lead 6-0. Another field goal appeared to be in the offing in the second period at the Syracuse 24, but the Vols caught Syracuse by surprise and quarterback Dewey Warren hit tight end Austin Denney instead for the touchdown and a 12-0 lead. Bill Young's interception led to the third Vol score, which came on a 2-yard strike from Warren to flanker Richmond Flowers.

Syracuse, led by the running of future pro stars Floyd Little and Larry Csonka, scored on its first possession of the second half. They lost the ball on downs at the Vol 3 later in the period and scored their final touchdown with 46 seconds left.

SCORING SUMMARY

TENN — Wright 36 FG

TENN — Wright 38 FG

TENN — Denney 24 pass from Warren (Pass failed)

TENN — Flowers 2 pass from Warren (Kick failed)

SYR — Csonka 8 run (Kick failed)

SYR — Little 3 run (Run failed)

TEAM STATISTICS	TENN	TULSA
First Downs	11	16
Rushes-Yards	49-181	24-73
Passing Yards	37	250
Passes (Att.-Comp.-Int.)	7-3-1	47-23-4
Total Offensive Plays	56	71
Total Offensive Yards	218	323
Fumbles-Lost	4-2	3-3
Penalties-Yards	8-80	1-15
Punts-Average	6-42.8	5-35.0

TENNESSEE

RUSHING	Att	Gain	Lost	Net	TD	Lg
Warren	18	46	7	39	2	14
Mitchell	7	49	0	49	1	18
PASSING	Att	Comp	Int	Yds	TD	Lg
Warren	7	3	1	37	1	20
RECEIVING	No	Yds	TD	Lg		
Wantland	2	24	1	20		

TULSA

RUSHING	Att	Gain	Lost	Net	TD	Lg
Lakusiak	9	21	3	18	0	5
PASSING	Att	Comp	Int	Yds	TD	Lg
Anderson	47	23	4	250	0	38
RECEIVING	No	Yds	TD	Lg		
Twilley	8	78	0	13		

TEAM STATISTICS	TENN	SYR
First Downs	14	20
Rushes-Yards	29-85	57-348
Passing Yards	244	16
Passes (Att.-Comp.-Int.)	29-17-1	7-2-3
Total Offensive Plays	58	64
Total Offensive Yards	329	364
Fumbles-Lost	2-2	3-1
Penalties-Yards	4-44	7-79
Punts-Average	3-43.0	2-39.5

TENNESSEE

RUSHING	Att	Gain	Lost	Net	TD	Lg
Chadwick	12	50	3	47	0	9
PASSING	Att	Comp	Int	Yds	TD	Lg
Warren	29	17	1	244	2	42
RECEIVING	No	Yds	TD	Lg		
Mills	8	86	0	12		
Flowers	5	80	1	37		

SYRACUSE

RUSHING	Att	Gain	Lost	Net	TD	Lg
Little	29	219	3	216	1	15
Csonka	18	114	0	114	1	16
PASSING	Att	Comp	Int	Yds	TD	Lg
Cassata	7	2	3	16	0	8
RECEIVING	No	Yds	TD	Lg		
Little	2	16	0	16		

RECORDS

1968 ORANGE BOWL

OKLAHOMA	7	12	0	7	-	26
TENNESSEE	0	0	14	10	-	24

Jan, 1, 1968

MIAMI — A night football game, this time at Miami's Orange Bowl, became the Vols' undoing for the second time in the 1967 season. The Vols closed the 1967 season the way they opened it, with a loss under the lights. While UCLA was the culprit in the opener, Oklahoma edged the Vols in the season finale.

The Vols fell behind 19-0 in the first half and saw their first series of the second half stopped at the Oklahoma 14. But, on the ensuing series, Jimmy Glover returned a pass interception 36 yards for a touchdown and the Vols were back in the game. With 5:07 left in the third quarter, Charley Fulton scored and it was 19-14.

The Vols closed to 19-17, before giving up an interception that the Sooners returned for a touchdown. Warren brought the Vols back once again, capping a 77-yard drive with a 1-yard sneak and it was 26-24.

The Vols took possession at the Oklahoma 43 when Steve Owens was stopped short on fourth-and-1 and worked the ball to the 27 with time running out. But Karl Kremser's field goal faded wide right and Oklahoma had the game.

SCORING SUMMARY

OKLA — Warmack 7 run (Vachon kick)
OKLA — Hinton 20 pass from Warmack (Kick failed)
OKLA — Owens 1 run (Run failed)
TENN — Glover 36 pass interception (Kremser kick)
TENN — Fulton 5 run (Kremser kick)
OKLA — Stephenson 25 interception return (Vachon kick)
TENN — Kremser 26 FG
TENN — Warren 1 run (Kremser kick)

TEAM STATISTICS	TENN	OKLA
First Downs	18	18
Rushes-Yards	44-172	50-203
Passing Yards	160	107
Passes (Att.-Comp.-Int.)	24-12-2	18-9-3
Total Offensive Plays	68	68
Total Offensive Yards	332	310
Fumbles-Lost	1-1	0-0
Penalties-Yards	4-27	2-10
Punts-Average	2-32.0	5-47.0

TENNESSEE						
RUSHING	Att	Gain	Lost	Net	TD	Lg
Chadwick	12	72	0	72	0	19
PASSING	Att	Comp	Int	Yds	TD	Lg
Warren	23	12	2	160	0	27
RECEIVING	No	Yds	TD	Lg		
Flowers	4	59	0	27		
DeLong	4	53	0	16		

OKLAHOMA						
RUSHING	Att	Gain	Lost	Net	TD	Lg
Warmack	17	99	18	81	1	38
Owens	17	61	0	61	1	12
PASSING	Att	Comp	Int	Yds	TD	Lg
Warmack	18	9	2	107	1	22
RECEIVING	No	Yds	TD	Lg		
Hinton	5	87	1	22		

1969 COTTON BOWL

TEXAS	13	15	8	0	-	36
TENNESSEE	0	0	7	6	-	13

Jan, 1, 1969

DALLAS — The other "Big Orange," the Texas Longhorns, rolled up 513 yards in total offense and held the white-shirted Vols to just 83 yards rushing in taking a convincing 36-13 triumph in the 1969 Cotton Bowl.

The Texans jumped to a 28-0 halftime lead, parlaying a crunching ground attack spiced by the passing combination of Jim Street and Cotton Speyrer. The Vols had an early shot at the Longhorns, but a 57-yard field goal missed and the Longhorns assumed command. The Longhorns intercepted three Vol passes.

Sub quarterback Bobby Scott gave the Vols a spark, throwing second half touchdown passes to Gary Kreis and Mike Price.

SCORING SUMMARY

TEXAS — Worster 14 run (Feller kick)
TEXAS — Speyrer 78 pass from Street (Kick failed)
TEXAS — Koy 9 run (Feller kick)
TEXAS — Gilbert 5 run (Speyrer, pass from Street)
TENN — Kreis 17 pass from Scott (Kremser kick)
TEXAS — Speyrer 79 pass from Street (Bradley run)
TENN — Price 3 pass from Scott (Pass failed)

TEAM STATISTICS	TENN	TEXAS
First Downs	16	22
Rushes-Yards	35-83	60-279
Passing Yards	192	234
Passes (Att.-Comp.-Int.)	41-16-3	14-8-1
Total Offensive Plays	76	74
Total Offensive Yards	275	513
Fumbles Lost	5-0	3-2
Penalties-Yards	4-17	5-60
Punts-Average	8-42.1	7-40.7

TENNESSEE						
RUSHING	Att	Gain	Lost	Net	TD	Lg
Scott	11	44	36	8	0	12
PASSING	Att	Comp	Int	Yds	TD	Lg
Scott	30	11	3	159	2	41
RECEIVING	No	Yds	TD	Lg		
Kreis	3	77	1	41		

TEXAS						
RUSHING	Att	Gain	TD	Lg		
Gilbert	13	82	1	16		
Worster	10	85	1	26		
PASSING	Att	Comp	Int	Yds	TD	Lg
Street	13	7	1	200	2	79
RECEIVING	No	Yds	TD	Lg		
Speyer	5	161	2	79		



1969 GATOR BOWL

FLORIDA	7	0	7	0	-	14
TENNESSEE	0	10	0	3	-	13

Dec. 27, 1969

JACKSONVILLE, Fla. — Before a Gator Bowl-record crowd of 72,248, SEC champion Tennessee went down in defeat to a Florida team which, like the Vols, had far exceeded expectations during the regular season.

Damage from the heralded passing duo of John Reaves and Carlos Alvarez was held to manageable proportions, but Tennessee's inability to score inside the 10 sealed the Vols' fate.

Workhorse running back Curt Watson gained 121 yards on 25 carries and tight end Ken DeLong caught five passes for 50 yards. But a blocked punt that Florida turned into a touchdown was the ultimate difference.

SCORING SUMMARY

FLA — Kelley 8 return of blocked punt (Franco kick)

TENN — Hunt 20 FG

TENN — McClain 12 pass from Scott (Hunt kick)

FLA — Alvarez 9 pass from Reaves (Franco kick)

TENN — Hunt 26 FG

TEAM STATISTICS	TENN	FLA
First Downs	23	15
Rushes-Yards	43-214	37-90
Passing Yards	174	161
Passes (Att.-Comp.-Int.)	34-12-2	27-15-0
Total Offensive Plays	77	64
Total Offensive Yards	388	251
Fumbles-Lost	1-1	1-1
Penalties-Yards	3-24	2-58
Punts-Average	2-15.0	7-31.6

TENNESSEE

RUSHING	Att	Gain	TD	Lg		
Watson	25	121	0	13		
PASSING	Att	Comp	Int	Yds	TD	Lg
Scott	34	12	2	174	1	35
RECEIVING	No	Yds	TD	Lg		
DeLong	5	50	0	18		
Kreis	4	82	0	35		

FLORIDA

RUSHING	Att	Gain	TD	Lg		
Durrance	22	62	0	9		
PASSING	Att	Comp	Int	Yds	TD	Lg
Reaves	26	15	0	161	1	31
RECEIVING	No	Yds	TD	Lg		
Maliska	6	54	0	20		
Alvarez	4	51	1	18		

1971 SUGAR BOWL

TENNESSEE	24	0	7	3	-	34
AIR FORCE	7	0	6	0	-	13

Jan, 1, 1971

NEW ORLEANS — Tennessee broke a three-game bowl losing streak at the expense of a highly-touted Air Force team. Scoring a record 24 points in the first quarter, the Vols rolled to a convincing 34-13 triumph, finishing the 1970 season with a then school-record 11-1 worksheet.

The first 12 minutes were nothing but fun for Vol partisans. The Vols scored the first four times they had the ball and mounted a 24-0 lead with 3:21 left in the opening quarter. Don McLeary scored twice, George Hunt booted a field goal and Gary Theiler caught a touchdown pass from game-MVP Bobby Scott.

A rugged Tennessee defense thwarted the Air Force offense time after time. Led by Ray Nettles, Tim Priest and Jamie Rotella, the Vols held Air Force to minus 12 yards rushing. The Vols secondary continued its assault, grabbing four interceptions. The Vols also covered four Air Force fumbles.

SCORING SUMMARY

TENN — McLeary 5 run (Hunt kick)

TENN — Hunt 30 FG

TENN — McLeary 20 run (Hunt kick)

TENN — Theiler 10 pass from Scott (Hunt kick)

AF — Haas fumble recovery in end zone (Barry kick)

TENN — Majors 57 punt return (Hunt kick)

AF — Bassa 27 pass from Parker (Kick failed)

TENN — Hunt 33 FG

TEAM STATISTICS	TENN	AF
First Downs	24	15
Rushes-Yards	42-86	24-(-12)
Passing Yards	306	239
Passes (Att.-Comp.-Int.)	46-24-2	46-23-4
Total Offensive Plays	88	70
Total Offensive Yards	392	227
Fumbles-Lost	7-3	7-4
Penalties-Yards	8-74	0-0
Punts-Average	5-31.4	8-34.5

TENNESSEE

RUSHING	Att	Gain	TD	Lg		
Watson	14	57	0	11		
McLeary	14	39	2	20		
PASSING	Att	Comp	Int	Yds	TD	Lg
Scott	40	22	2	288	1	46
RECEIVING	No	Yds	TD	Lg		
Thompson	9	125	0	25		

AIR FORCE

RUSHING	Att	Gain	TD	Lg		
Bream	16	16	0	6		
PASSING	Att	Comp	Int	Yds	TD	Lg
Parker	46	23	4	239	1	27
RECEIVING	No	Yds	TD	Lg		
Bassa	10	114	1	27		
Bolen	6	60	0	22		

RECORDS

1971 LIBERTY BOWL

TENNESSEE	7	0	0	7	-	14
ARKANSAS	0	7	0	6	-	13

Dec. 20, 1971

MEMPHIS — Late in the fourth quarter, Arkansas looked to be a sure winner of the 1971 Liberty Bowl game only to see that Tennessee had enough left in the tank to grab an improbable victory.

A packed house at the Liberty Bowl that was nearly evenly divided in its loyalties saw the two schools battle for the first time since 1907 on a cold December evening.

Leading 13-7 and apparently dominating the game, the Razorbacks had a potential game-winning field goal nullified by a penalty. A series later, the Hogs lost a fumble after a completed pass at their 36.

The Vols struck quickly for the winning score, just as Gen. Neyland's game maxims had said. Quarterback Jim Maxwell, pressed into service in the Tulsa game earlier in the season and undefeated as a starter, hit tight end Gary Theiler to the Arkansas 19.

Fullback Curt Watson, "The Crossville Comet," who was closing out a brilliant career in Orange and White, finished the drive with a 17-yard touchdown run. George Hunt's extra point was the margin of victory. Eddie Brown had an interception on the ensuing series to seal the deal.

The narrow victory enabled the Vols to finish No. 9 in both national polls and finish 10-2 for the second year in a row.

SCORING SUMMARY

TENN — Rudder 2 run (Hunt kick)
ARK — Hodge 36 pass from Ferguson (McClard kick)
ARK — McClard 19 FG
ARK — McClard 30 FG
TENN — Watson 17 run (Hunt kick)

TEAM STATISTICS	TENN	ARK
First Downs	15	22
Rushes-Yards	34-97	46-167
Passing Yards	142	200
Passes (Att.-Comp.-Int.)	21-11-3	28-18-3
Total Offensive Plays	55	74
Total Offensive Yards	239	367
Fumbles-Lost	1-1	2-2
Penalties-Yards	7-73	6-85
Punts-Average	5-43.8	3-43.6

TENNESSEE						
RUSHING	Att	Gain	TD	Lg		
Chancey	12	34	0	9		
Watson	11	39	1	17		
PASSING	Att	Comp	Int	Yds	TD	Lg
Maxwell	20	10	3	120	0	26
RECEIVING	No	Yds	TD	Lg		
Theiler	3	53	0	22		
Love	3	37	0	22		

ARKANSAS						
RUSHING	Att	Gain	TD	Lg		
Saint	17	71	0	11		
PASSING	Att	Comp	Int	Yds	TD	Lg
Ferguson	28	18	3	200	1	36
RECEIVING	No	Yds	TD	Lg		
Hodge	6	75	1	36		

1972 BLUEBONNET BOWL

TENNESSEE	14	10	0	0	-	24
LSU	3	0	7	7	-	17

Dec. 30, 1972

HOUSTON — Condredge Holloway turned in his most electrifying performance of the season, completing 11 of 19 passes for 94 yards and rushing for 74 yards on 19 carries, to lead the Vols past SEC rival LSU 24-17 in the 1972 Astro-Bluebonnet Bowl.

Holloway, who was named the game's outstanding player, led the Vols to a 24-3 halftime lead, scoring twice and throwing a touchdown pass to tight end Jimmy Young. Known as the "Artful Dodger," Holloway kept the Tigers off balance the first 30 minutes and left Vol fans wondering what might be ahead for the diminutive signal-caller.

Things got tense for the Vols in the second half as LSU All-America quarterback Bert Jones led the Tigers to two second half scores. Jones was threatening a third when All-America and senior defensive back Conrad Graham cleanly broke up a fourth down pass at the Vol 10 to preserve the victory.

Tennessee's Carl Johnson was named the defensive player of the game. The game finished a 31-5 composite record for the Vol senior class.

SCORING SUMMARY

LSU — Jackson 29 FG
TENN — Young 6 pass from Holloway (Townsend kick)
TENN — Holloway 15 run (Townsend kick)
TENN — Townsend 33 FG
TENN — Holloway 10 run (Townsend kick)
LSU — Jones 2 run (Jackson kick)
LSU — Davis 1 run (Jackson kick)

TEAM STATISTICS	TENN	LSU
First Downs	17	18
Rushes-Yards	41-179	52-187
Passing Yards	94	90
Passes (Att.-Comp.-Int.)	19-11-1	20-7-1
Total Offensive Plays	60	72
Total Offensive Yards	273	277
Fumbles-Lost	0-0	1-0
Penalties-Yards	4-35	3-35
Punts-Average	6-41.2	5-37.0

TENNESSEE						
RUSHING	Att	Gain	Lost	Net	TD	Lg
Holloway	19	96	22	74	2	11
Chancey	13	73	0	73	0	9
PASSING	Att	Comp	Int	Yds	TD	Lg
Holloway	19	11	1	94	1	21
RECEIVING	No	Yds	TD	Lg		
Stanback	4	41	0	14		

LSU						
RUSHING	Att	Gain	Lost	Net	TD	Lg
Davis	16	89	1	88	1	15
PASSING	Att	Comp	Int	Yds	TD	Lg
Jones	19	7	0	90	0	22
RECEIVING	No	Yds	TD	Lg		
Boyd	2	33	0	20		



1973 GATOR BOWL

TEXAS TECH	7	7	7	7	-	28
TENNESSEE	0	3	10	6	-	19

Dec. 29, 1973

JACKSONVILLE, Fla. — Tennessee and Texas Tech gave the 62,000-plus fans on hand an exciting offensive show that was another in a series of 1973 games that went down to the wire before a winner was determined. This time, however, it was Texas Tech jumping to an early lead and hanging on for a 28-19 victory.

Texas Tech jumped to a 14-0 lead on the running and passing of quarterback Joe Barnes and led 14-3 at the half as Ricky Townsend got the Vols on the board with a 30-yard field goal.

Haskel Stanback led the Vols' second-half rally, running for one touchdown and catching a pass from Condredge Holloway for another. The Vols closed to 21-19, but misfired on a two-point conversion and a field goal before a long run and subsequent touchdown put the game away for the Red Raiders.

Stanback gained 95 yards in 19 carries and was named Tennessee's outstanding player.

SCORING SUMMARY

TECH — Barnes 7 run (Grimes kick)
TECH — Williams 79 pass from Barnes (Grimes kick)
TENN — Townsend 30 FG
TENN — Stanback 5 run (Townsend kick)
TECH — Tillman 7 pass from Barnes (Grimes kick)
TENN — Townsend 37 FG
TENN — Stanback 7 pass from Holloway (Pass failed)
TECH — Isaac 3 run (Grimes kick)

TEAM STATISTICS	TENN	TECH
First Downs	18	19
Rushes-Yards	49-153	55-276
Passing Yards	190	154
Passes (Att.-Comp.-Int.)	28-17-1	11-8-0
Total Offensive Plays	77	66
Total Offensive Yards	343	430
Fumbles-Lost	1-1	3-2
Penalties-Yards	1-3	5-55
Punts-Average	4-40.5	6-40.9

TENNESSEE						
RUSHING	Att	Gain	TD	Lg		
Stanback	19	95	0	9		
PASSING	Att	Comp	Int	Yds	TD	Lg
Holloway	27	17	1	190	1	27
RECEIVING	No	Yds	TD	Lg		
Yarbrough	4	28	0	9		

TEXAS TECH						
RUSHING	Att	Gain	TD	Lg		
Isaac	19	67	1	14		
PASSING	Att	Comp	Int	Yds	TD	Lg
Barnes	11	8	0	154	2	79
RECEIVING	No	Yds	TD	Lg		
Williams	3	94	1	79		

1974 LIBERTY BOWL

TENNESSEE	0	0	0	7	-	7
MARYLAND	0	3	0	0	-	3

Dec. 16, 1974

MEMPHIS — Two Vol sophomores teamed up for the winning score in the 1974 Liberty Bowl. Randy Wallace, substiting for the injured Condredge Holloway, threw an 11-yard touchdown pass to Larry Seivers, who outleaped two defenders with 2:44 left in the game to subdue the Terps 7-3.

Led by All-America tackle Randy White, Maryland had kept the Vols bottled up throughout the cold December night in Memphis. The Terps got a second quarter field goal and almost made it stand up.

Mike Gayles, who gained 106 yards in 17 carries, was named the Vols' outstanding offensive player. Defensive end Ron McCartney was the Vols' defensive standout.

SCORING SUMMARY

UM — Mike-Meyer 28 FG
TENN — Seivers 11 pass from Wallace (Townsend kick)

TEAM STATISTICS	TENN	MD
First Downs	15	16
Rushes-Yards	54-173	42-108
Passing Yards	65	158
Passes (Att.-Comp.-Int.)	16-7-0	24-15-2
Total Offensive Plays	70	66
Total Offensive Yards	238	266
Fumbles-Lost	4-2	3-3
Penalties-Yards	8-69	4-63
Punts-Average	7-39.1	6-41.0

TENNESSEE						
RUSHING	Att	Gain	TD	Lg		
Gayles	17	106	0	17		
PASSING	Att	Comp	Int	Yds	TD	Lg
Holloway	15	6	0	54	0	14
RECEIVING	No	Yds	TD	Lg		
Seivers	4	38	1	14		

MARYLAND						
RUSHING	Att	Gain	TD	Lg		
Carter	22	65	0	16		
PASSING	Att	Comp	Int	Yds	TD	Lg
Avellini	22	15	2	158	0	28
RECEIVING	No	Yds	TD	Lg		
Carter	6	68	0	28		

RECORDS

1979 BLUEBONNET BOWL

PURDUE	0	14	7	6	-	27
TENNESSEE	0	0	6	16	-	22

Dec. 31, 1979

HOUSTON — Tennessee, making its first bowl appearance in five years, saw a gutty second half comeback fall short in the waning moments of the fourth quarter. Trailing 21-0 in the third quarter, the Vols rallied to take the lead 22-21 late in the fourth quarter. But Purdue quarterback Mark Herrmann threw the game-winner, a 17-yard toss to Charley Young, with just 1:30 remaining.

The Vols' comeback was triggered by an 8-yard Jimmy Streater pass to halfback Glenn Ford. The second Vol touchdown came on a pass from wingback Phil Ingram to tailback James Berry. When Hubert Simpson scored the two-pointer, the Vols were back in the game. The Vols took the lead as Simpson scored catching the two-point conversion.

All-America defensive back Roland James was the Defensive Player of the Game, with eight unassisted tackles and a 19-yard punt return to his credit. Streater finished with 270 yards rushing and passing.

SCORING SUMMARY

PURDUE — McCall 6 run (Seibel kick)
 PURDUE — Berrell 12 pass from Herrmann (Seibel kick)
 PURDUE — Young 12 pass from Herrmann (Seibel kick)
 TENN — Ford 8 pass from Streater (Pass failed)
 TENN — Berry 15 pass from Ingram (Simpson run)
 TENN — Simpson 1 run (Simpson pass from Streater)
 PURDUE — Young 17 pass from Herrmann (Pass failed)

TEAM STATISTICS	TENN	PUR
First Downs	19	31
Rushes-Yards	41-146	53-180
Passing Yards	234	303
Passes (Att.-Comp.-Int.)	36-17-3	39-21-0
Total Offensive Plays	77	92
Total Offensive Yards	380	483
Fumbles-Lost	3-2	2-1
Penalties-Yards	7-56	3-25
Punts-Average	6-38.0	7-43.6

TENNESSEE						
RUSHING	Att	Gain	TD	Lg		
Simpson	16	47	1	9		
PASSING	Att	Comp	Int	Yds	TD	Lg
Streater	34	16	3	219	1	56
RECEIVING	No	Yds	TD	Lg		
Gault	4	22	0	8		

PURDUE						
RUSHING	Att	Gain	TD	Lg		
McCall	18	91	1	15		
PASSING	Att	Comp	Int	Yds	TD	Lg
Herrmann	39	21	0	303	3	38
RECEIVING	No	Yds	TD	Lg		
Burrell	8	144	1	32		

1981 GARDEN STATE BOWL

TENNESSEE	13	8	0	7	-	28
WISCONSIN	7	0	0	14	-	21

Dec. 13, 1981

EAST RUTHERFORD, N.J. — Steve Alatorre completed 24 of 42 passes for 315 yards and one touchdown as the Vols defeated Wisconsin 28-21.

After Wisconsin went ahead 7-3 in the first quarter, Willie Gault returned the ensuing kickoff 87 yards for a touchdown and the Vols were never headed. Alatorre hit wide receiver Anthony Hancock, who made 11 catches on the day, with a 43-yard scoring strike and the Vols led 21-7 at the half. The Vol defense did its part with two first-half interceptions.

Wisconsin's Randy Wright kept the Badgers in the game in the second half, throwing two touchdown passes, but Alatorre's 6-yard run in the fourth quarter proved to be the difference.

Both Alatorre and Hancock made their final Vol game their best. Alatorre was named the game's outstanding player. Defensively, tackle Reggie White led the Vols.

SCORING SUMMARY

TENN — Reveiz 22 FG
 WIS — Cole 3 run (Doran kick)
 TENN — Gault 87 kickoff return (Reveiz kick)
 TENN — Reveiz 44 FG
 TENN — Hancock 43 pass from Alatorre (Cofer pass from Alatorre)
 WIS — Nault 6 pass from Wright (Doran kick)
 TENN — Alatorre 6 run (Reveiz kick)
 WIS — McFadden 11 pass from Wright (Doran kick)

TEAM STATISTICS	TENN	WIS
First Downs	27	22
Rushes-Yards	43-89	39-177
Passing Yards	315	212
Passes (Att.-Comp.-Int.)	42-24-0	37-14-3
Total Offensive Plays	85	76
Total Offensive Yards	404	389
Fumbles-Lost	4-0	1-1
Penalties-Yards	8-84	6-73
Punts-Average	6-45.2	6-36.7

TENNESSEE						
RUSHING	Att	Gain	Lost	Net	TD	Lg
Berry	10	44	0	44	0	11
PASSING	Att	Comp	Int	Yds	TD	Lg
Alatorre	42	24	0	315	1	43
RECEIVING	No	Yds	TD	Lg		
Hancock	11	196	1	43		

WISCONSIN						
RUSHING	Att	Gain	Lost	Net	TD	Lg
Cole	9	39	0	39	1	9
PASSING	Att	Comp	Int	Yds	TD	Lg
Wright	21	9	1	123	2	27
RECEIVING	No	Yds	TD	Lg		
Nault	5	85	1	27		



1982 PEACH BOWL

IOWA	0	21	7	0	-	28
TENNESSEE	7	0	12	3	-	22

Dec. 31, 1982

ATLANTA — Iowa built a 21-7 first half lead, keyed by three Chuck Long touchdown passes, and weathered a second half Vol rally to win the 1982 Peach Bowl 28-22.

Tennessee's second-half comeback was led by quarterback Alan Cockrell and running backs Chuck Coleman and Doug Furnas. The Vols came off the mat to register two touchdowns and a field goal to close to 28-22 late in the fourth quarter.

With the clock winding down, the outcome hinged on two third yardage plays the Hawkeys stopped at their 7. On third-and-2, Cockrell's pass was deflected. On fourth down, the Vol signal-caller was stopped short on a counter-option.

Cockrell completed 22 of 41 passes for 221 yards and one touchdown and was named Tennessee's Outstanding Player by CBS broadcasters.

SCORING SUMMARY

TENN — Cockrell 6 run (Reveiz kick)
IOWA — Moriz 57 pass from Long (Nichol kick)
IOWA — Harmon 18 pass from Long (Nichol kick)
IOWA — Harmon 8 pass from Long (Nichol kick)
TENN — Coleman 10 run (Kick blocked)
IOWA — Phillips 2 run (Nichol kick)
TENN — Gault 19 pass from Cockrell (Pass failed)
TENN — Reveiz 27 FG

TEAM STATISTICS	TENN	IOWA
First Downs	23	24
Rushes-Yards	38-154	43-110
Passing Yards	221	304
Passes (Att.-Comp.-Int.)	41-22-0	26-19-1
Total Offensive Plays	79	69
Total Offensive Yards	375	414
Fumbles-Lost	2-1	1-1
Penalties-Yards	7-47	3-30
Punts-Average	5-45.2	5-34.6
Time of Possession	30:55	29:05

TENNESSEE						
RUSHING	Att	Gain	Lost	Net	TD	Lg
Furnas	12	52	0	52	0	16
PASSING	Att	Comp	Int	Yds	TD	Lg
Cockrell	41	22	0	221	1	22
RECEIVING	No	Yds	TD	Lg		
Wilson	7	62	0	15		

IOWA						
RUSHING	Att	Gain	Lost	Net	TD	Lg
Gill	16	78	8	70	0	15
PASSING	Att	Comp	Int	Yds	TD	Lg
Long	26	19	1	304	3	57
RECEIVING	No	Yds	TD	Lg		
Moritz	8	168	1	57		

1983 FLORIDA CITRUS BOWL

TENNESSEE	7	3	6	14	-	30
MARYLAND	3	6	11	3	-	23

Dec. 17, 1983

ORLANDO, Fla. — The Vols closed out their finest season since 1972, scoring two fourth quarter TDs to defeat Maryland 30-23, before a sellout crowd of 50,500 and millions more on Mizlou.

Johnnie Jones and Alan Cockrell were the Vols' offensive standouts. Jones gained 154 yards on 29 carries and tallied twice, part of the Vols 201-yard ground attack. Cockrell completed 16 of 23 passes for 185 yards and one touchdown. Clyde Duncan caught six passes for 59 yards and Lenny Taylor caught four for 68 yards and one touchdown.

The Vols were led on defense by linebacker Alvin Toles, who recovered a fumble and intercepted a pass, both efforts leading to Vol scores. The Vols also held the Terrapins to 95 yards on the ground.

The Vols finished the year No. 15 by *The New York Times*, No. 17 by *USA Today* and No. 14 by *Sports Illustrated*.

SCORING SUMMARY

UM — Atkinson 18 FG
TENN — Taylor 12 pass from Cockrell (Reveiz kick)
UM — Atkinson 48 FG
UM — Atkinson 31 FG
TENN — Reveiz 25 FG
UM — Atkinson 22 FG
TENN — Henderson 19 run (Pass failed)
UM — Badjanek 3 run (Badjanek run)
TENN — Jones 1 run (Reveiz kick)
TENN — Jones 2 run (Reveiz kick)
UM — Atkinson 26 FG

TEAM STATISTICS	TENN	MD
First Downs	25	17
Rushes-Yards	49-201	34-95
Passing Yards	185	253
Passes (Att.-Comp.-Int.)	23-16-1	28-18-1
Total Offensive Plays	72	62
Total Offensive Yards	386	348
Fumbles-Lost	1-1	3-1
Penalties-Yards	1-5	6-32
Punts-Average	1-47.0	0-0
Time of Possession	30:12	29:48

TENNESSEE						
RUSHING	Att	Gain	Lost	Net	TD	Lg
Jones	29	154	0	154	2	19
PASSING	Att	Comp	Int	Yds	TD	Lg
Cockrell	23	16	1	185	1	25
RECEIVING	No	Yds	TD	Lg		
Duncan	6	59	0	21		

MARYLAND						
RUSHING	Att	Gain	Lost	Net	TD	Lg
Joyner	17	58	0	58	0	7
PASSING	Att	Comp	Int	Yds	TD	Lg
Reich	22	14	1	192	0	30
RECEIVING	No	Yds	TD	Lg		
Davis	4	66	0	28		
Joyner	4	65	0	30		

RECORDS

1984 SUN BOWL

MARYLAND	0	0	22	6	-	28
TENNESSEE	10	11	6	0	-	27

Dec. 22, 1984

EL PASO, Texas — Maryland, trailing 21-0 after the first half, scored 22 points in the third quarter and grimly held on for a 28-27 victory in the 1984 Sun Bowl. The issue was in doubt until Maryland defensive back Keeta Covington jarred the ball loose from the Vols' Tony Robinson, just when the Vols looked to be in position to win on a last-second field goal attempt.

Tennessee jumped to the early lead on the running of tailback Johnnie Jones and the passing combo of Robinson to Tim McGee. Fuad Reveiz added two field goals and the Vols appeared in control.

Maryland reeled off 22 consecutive points in the third quarter, before Pete Panuska gave the Vols their last lead of the game, returning a Maryland kickoff 100 yards for the go-ahead score. Maryland's Rick Badjanek scored the game-winner with 2:28 left. But it remained for Covington to make his big play to secure the Maryland victory.

SCORING SUMMARY

TENN — Jones 2 run (Reveiz kick)
 TENN — Reveiz 24 FG
 TENN — Reveiz 52 FG
 TENN — McGee 6 pass from Robinson (McGee pass from Robinson)
 UM — Neal 57 run (Pass failed)
 UM — Atkinson 23 FG
 UM — Badjanek 1 run (Pass failed)
 UM — Edmunds 40 pass from Reich (Atkinson kick)
 TENN — Panuska 100 kickoff return (Pass failed)
 UM — Badjanek 1 run (Pass failed)

TEAM STATISTICS	TENN	MD
First Downs	13	22
Rushes-Yards	34-148	54-229
Passing Yards	132	201
Passes (Att.-Comp.-Int.)	24-15-0	28-17-1
Total Offensive Plays	58	82
Total Offensive Yards	280	430
Fumbles-Lost	2-2	2-2
Penalties-Yards	6-49	8-63
Punts-Average	5-42.4	4-47.0
Sacks By-Yards	7-53	1-6
Time of Possession	24:03	35:57

TENNESSEE							
RUSHING	Att	Gain	Lost	Net	TD	Lg	
Jones	16	72	3	69	1	10	
PASSING	Att	Comp	Int	Yds	TD	Lg	
Robinson	24	15	0	132	1	21	
RECEIVING	No	Yds	TD	Lg			
McGee	6	66	1	21			

MARYLAND							
RUSHING	Att	Gain	Lost	Net	TD	Lg	
Badjanek	21	93	3	90	2	10	
PASSING	Att	Comp	Int	Yds	TD	Lg	
Reich	28	17	1	201	1	40	
RECEIVING	No	Yds	TD	Lg			
Hill	4	69	0	35			

1986 SUGAR BOWL

TENNESSEE	0	14	14	7	-	35
MIAMI (FLA.)	7	0	0	0	-	7

Jan. 1, 1986

NEW ORLEANS — Tennessee rang in 1986 in grand fashion, taking a 35-7 decision over the Miami Hurricanes in the 52nd Sugar Bowl. A crowd of 77,432 saw the Vols spot the Hurricanes an early 7-0 lead, but, after Daryl Dickey and Jeff Smith hooked up for a 6-yard touchdown pass early in the second quarter, the Vols were completely in control.

The Vols took the lead late in the first half when wide receiver Tim McGee corralled a Vol fumble in the end zone. They extended their lead in the third quarter as fullback Sam Henderson scored from 1-yard out after Darrin Miller's fumble recovery gave the Vols the ball at the Miami 32. After a Miami punt, Tennessee's Jeff Powell brought Vol fans to their feet, sprinting 60 yards for another Vol touchdown. All-America defensive back Chris White intercepted Miami quarterback Vinny Testaverde in the fourth quarter to set up a 6-yard scoring run by Charles Wilson.

The win evened the Vols' Sugar Bowl mark at 3-3. Dickey, who completed 15 of 25 passes for 131 yards and one touchdown, was named the game's outstanding player.

SCORING SUMMARY

MIAMI — Irvin 18 pass from Testaverde (Cox kick)
 TENN — Smith 6 pass from Dickey (Reveiz kick)
 TENN — McGee recovered fumble in end zone (Reveiz kick)
 TENN — Henderson 1 run (Reveiz kick)
 TENN — Powell 60 run (Reveiz kick)
 TENN — Wilson 6 run (Reveiz kick)

TEAM STATISTICS	TENN	MIA
First Downs	16	22
Rushes-Yards	43-211	30-95
Passing Yards	131	237
Passes (Att.-Comp.-Int.)	25-15-1	44-23-4
Total Offensive Plays	68	74
Total Offensive Yards	342	269
Fumbles-Lost	2-1	5-2
Penalties-Yards	11-125	15-120
Punts-Average	6-39.1	6-37.6
Sacks By-Yards	7-84	1-7
Time of Possession	31:01	28:59

TENNESSEE							
RUSHING	Att	Gain	Lost	Net	TD	Lg	
Powell	11	104	2	102	1	60	
PASSING	Att	Comp	Int	Yds	TD	Lg	
Dickey	25	15	1	131	1	30	
RECEIVING	No	Yds	TD	Lg			
McGee	7	94	0	30			

MIAMI							
RUSHING	Att	Gain	Lost	Net	TD	Lg	
Williams	8	45	2	43	0	11	
PASSING	Att	Comp	Int	Yds	TD	Lg	
Testaverde	36	20	3	217	1	47	
RECEIVING	No	Yds	TD	Lg			
Irvin	5	91	1	47			



1986 LIBERTY BOWL

TENNESSEE	7	7	0	7	-	21
MINNESOTA	0	3	10	6	-	14

Dec. 29, 1986

MEMPHIS — Jeff Francis threw three touchdown passes and the Vol defense shut down Minnesota when it had to, leading Tennessee to a 21-14 victory over Minnesota in the 28th Liberty Bowl.

The Vols jumped to a 14-3 halftime lead as Francis threw touchdown passes to wide receiver Joey Clinkscales and fullback William Howard. Minnesota got a late field goal from Chip Lohmiller and trailed 14-3 at the half.

The Gophers dominated the third period, getting a touchdown from quarterback Rickey Foggie on a fourth-down option play. Freshman Darrell Thompson's two-point conversion run put Minnesota back in the game. Another field goal from Lohmiller in the fourth quarter knotted the count.

The Vols roared back for the clinching score, as Francis hit Nate Middlebrooks and Anthony Miller to move deep into Minnesota territory. On third-and-3, he hit Clinkscales for the game-winner in the left corner of the end zone. The Vol defense shut down Foggie and Minnesota the rest of the way and rang up UT's third Liberty Bowl victory in as many tries.

SCORING SUMMARY

TENN — Clinkscales 18 pass from Francis (Revez kick)
TENN — Howard 23 pass from Francis (Revez kick)
MINN — Lohmiller 27 FG
MINN — Foggie 11 run (Thompson run)
MINN — Lohmiller 25 FG
TENN — Clinkscales 15 pass from Francis (Revez kick)

TEAM STATISTICS	TENN	MINN
First Downs	17	20
Rushes-Yards	29-81	47-238
Passing Yards	243	136
Passes (Att.-Comp.-Int.)	31-22-0	25-10-0
Total Offensive Plays	60	72
Total Offensive Yards	324	386
Fumbles-Lost	4-1	2-2
Penalties-Yards	5-49	5-30
Punts-Average	5-38.4	3-39.7
Sacks By-Yards	1-4	1-8
Time of Possession	28:40	31:20

TENNESSEE						
RUSHING	Att	Gain	Lost	Net	TD	Lg
Howard	16	68	5	63	0	10
PASSING	Att	Comp	Int	Yds	TD	Lg
Francis	31	22	0	243	3	27
RECEIVING	No	Yds	TD	Lg		
Clinkscales	7	72	2	18		
Miller	6	72	0	27		

MINNESOTA						
RUSHING	Att	Gain	Lost	Net	TD	Lg
Thompson	25	139	3	136	0	21
PASSING	Att	Comp	Int	Yds	TD	Lg
Foggie	25	10	0	136	0	44
RECEIVING	No	Yds	TD	Lg		
Anderson	3	31	0	15		

1988 PEACH BOWL

TENNESSEE	14	7	0	6	-	27
INDIANA	3	7	6	6	-	22

Jan. 2, 1988

ATLANTA — Tennessee closed the 1987 season the way it began it way back in August, posting a come-from-behind win over a Big Ten rival. This time the Indiana Hoosiers were the victim, as the Vols rallied once again in the fourth quarter for a 27-22 victory.

A record Peach Bowl crowd of 58,737 saw the Vols explode to a 21-3 lead early in the second quarter as quarterback Jeff Francis led three scoring drives and threw TD passes to Anthony Miller and Terence Cleveland. Indiana rallied in the second half and led 22-21 late in the fourth quarter. But the Vol defense stiffened and Francis and his offensive mates got the ball at the Hoosier 40.

The Vols took it for the winning score as Francis scrambled for a crucial first down and Cobb got the game-winner from 9 yards out. Charles Kimbrough's interception sealed the Vols' first win in two Peach Bowl tries.

SCORING SUMMARY

TENN — Cobb 6 run (Reich kick)
IND — Stoyanovich 52 FG
TENN — Miller 45 pass from Francis (Reich kick)
TENN — Cleveland 15 pass from Francis (Reich kick)
IND — Jones 43 pass from Schnell (Stoyanovich kick)
IND — Thompson 12 run (Pass failed)
IND — Jordan 12 run (Pass failed)
TENN — Cobb 9 run (Pass failed)

TEAM STATISTICS	TENN	IND
First Downs	26	16
Rushes-Yards	52-244	31-96
Passing Yards	230	218
Passes (Att.-Comp.-Int.)	27-21-0	33-18-2
Total Offensive Plays	79	64
Total Offensive Yards	474	314
Fumbles-Lost	2-2	0-0
Penalties-Yards	5-35	4-37
Punts-Average	2-36.5	6-30.6
Time of Possession	33:19	26:41

TENNESSEE						
RUSHING	Att	Gain	Lost	Net	TD	Lg
Cobb	21	151	5	146	2	43
PASSING	Att	Comp	Int	Yds	TD	Lg
Francis	26	20	0	225	2	45
RECEIVING	No	Yds	TD	Lg		
Miller	5	78	1	45		

INDIANA						
RUSHING	Att	Gain	Lost	Net	TD	Lg
Thompson	18	73	6	67	1	17
PASSING	Att	Comp	Int	Yds	TD	Lg
Schnell	33	18	2	218	1	43
RECEIVING	No	Yds	TD	Lg		
Jones	7	150	1	43		

RECORDS

1990 COTTON BOWL

TENNESSEE	3	14	14	0	-	31
ARKANSAS	6	0	7	14	-	27

Jan. 1, 1990

DALLAS — Tennessee finished with its finest season record since 1970 by taking a hard-fought 31-27 decision over the Southwest Conference champion Razorbacks.

The Vols, paced by the running of Offensive MVP Chuck Webb and an opportunistic defense, raced to a 31-13 lead after three periods, but the Hogs stormed back to close the margin before Alvin Harper recovered an onside kick attempt with 1:23 left on the clock and the Vols were able to run out the clock.

UT had parlayed a field goal by Greg Burke, two TDs by Webb, one on a 78-yard run down the near sideline, an 84-yard pass from Andy Kelly to Anthony Morgan and a 1-yard toss from Kelly to Greg Amsler to take the lead.

Martin Williams and Tracy Hayworth recovered fumbles to blunt two Arkansas drives and Defensive MVP Carl Pickens intercepted an Arkansas pass to stop another drive. Kacy Rodgers made a big play in the fourth quarter, stopping Arkansas tailback Barry Foster on fourth-and-1 at the Vol 9.

SCORING SUMMARY

TENN — Burke 23 FG
 ARK — Foster 1 run (Run failed)
 TENN — Morgan 84 pass from Kelly (Burke kick)
 TENN — Webb 1 run (Burke kick)
 TENN — Amsler 1 pass from Kelly (Burke kick)
 ARK — Rouse 1 run (Wright kick)
 TENN — Webb 78 run (Burke kick)
 ARK — Foster 1 run (Foster run)
 ARK — Winston 67 pass from Grovey (Pass failed)

TEAM STATISTICS	TENN	ARK
First Downs	16	31
Rushes-Yards	38-320	72-361
Passing Yards	150	207
Passes (Att.-Comp.-Int.)	23-9-2	22-12-1
Total Offensive Plays	61	94
Total Offensive Yards	470	568
Fumbles-Lost	0-0	3-2
Penalties-Yards	4-36	3-20
Punts-Average	5-39.0	3-44.3
Time of Possession	22:17	37:43

TENNESSEE						
RUSHING	Att	Gain	Lost	Net	TD	Lg
Webb	26	250	0	250	2	78
PASSING	Att	Comp	Int	Yds	TD	Lg
Kelly	23	9	2	150	2	84
RECEIVING	No	Yds	TD	Lg		
Morgan	2	96	1	84		
Harper	2	28	0	19		

ARKANSAS						
RUSHING	Att	Gain	Lost	Net	TD	Lg
Rouse	22	145	11	134	1	29
Foster	22	103	0	103	2	18
PASSING	Att	Comp	Int	Yds	TD	Lg
Grovey	22	12	1	207	1	67
RECEIVING	No	Yds	TD	Lg		
Russell	7	105	0	28		

1991 SUGAR BOWL

TENNESSEE	0	0	3	20	-	23
VIRGINIA	9	7	0	6	-	22

Jan. 1, 1991

NEW ORLEANS — Tennessee concluded its 100-year anniversary season and longest in Vol history with a come-from-behind victory in the 57th Sugar Bowl Classic at the Louisiana Superdome. The Vols concluded a 9-2-2 season.

The Vols trailed for the first 59:29, but won the game when Tony Thompson, who rushed for 151 yards, hurdled the line for a score from 1 yard out. Thompson's score climaxed a Sugar Bowl record-setting 20-point fourth quarter.

Leading 16-3, Virginia looked poised to put the game away late in the third quarter. But Floyd Miley intercepted a Shawn Moore pass at the Vol 6 and the rally was on. Andy Kelly, voted the game's most outstanding player, led three drives for scores and Dale Carter intercepted a last-gasp Virginia pass to gain the victory.

Thompson scored twice in the fourth quarter rally and Kelly found Carl Pickens wide open for the other score.

Carter had two interceptions for his night's work and linebacker Darryl Hardy had eight tackles and four broken-up passes.

SCORING SUMMARY

VA — Steele 10 run (Kick blocked)
 VA — McInerney 22 FG
 VA — Kirby 1 run (McInerney kick)
 TENN — Burke 27 FG
 TENN — Thompson, 7 run (Burke kick)
 VA — McInerney 43 FG
 TENN — Pickens 15 pass from Kelly (Burke kick)
 VA — McInerney 44 FG
 TENN — Thompson 1 run (Pass failed)

TEAM STATISTICS	TENN	VA
First Downs	28	25
Rushes-Yards	38-191	58-287
Passing Yards	273	62
Passes (Att.-Comp.-Int.)	35-24-2	24-9-3
Total Offensive Plays	73	82
Total Offensive Yards	464	349
Fumbles-Lost	1-1	1-0
Penalties-Yards	5-65	5-30
Punts-Average	2-20.0	1-48.0
Sacks By-Yards	1-7	1-11
Time of Possession	23:32	36:28

TENNESSEE						
RUSHING	Att	Gain	Lost	Net	TD	Lg
Thompson	25	154	3	151	2	38
PASSING	Att	Comp	Int	Yds	TD	Lg
Kelly	35	24	2	273	1	29
RECEIVING	No	Yds	TD	Lg		
Moore	7	97	0	29		
Pickens	6	87	1	22		

VIRGINIA						
RUSHING	Att	Gain	Lost	Net	TD	Lg
Kirby	21	75	2	73	1	10
PASSING	Att	Comp	Int	Yds	TD	Lg
S. Moore	22	9	2	62	0	11
RECEIVING	No	Yds	TD	Lg		
Kirby	4	27	0	9		



1992 FIESTA BOWL

PENN STATE	7	0	14	21	-	42
TENNESSEE	10	0	7	0	-	17

Jan. 1, 1992

TEMPE, Ariz. — Tennessee appeared to be in the driver's seat of the 21st Fiesta Bowl, leading 17-7 midway in the third quarter, but Penn State ran off 35 unanswered points in just 7:49 to take the decision. Turnovers proved to be the Vols' undoing as four of the six Penn State scores came off Vol mistakes.

The Vols, who trailed 7-0 just 1:19 into the game, ran off 17 unanswered points of their own between the first and third quarters, but failed to take full advantage of the 441-226 yard statistical advantage. The Nittany Lions then reeled off 35 unanswered points of their own to seal the win.

James Stewart and Cory Fleming scored Vol touchdowns while John Becksvoort added two conversions and a 24-yard field goal. Stewart's score came after a 10-play, 62-yard drive in the first quarter. Fleming's came in the third quarter on a pass from Andy Kelly on which the Vol sophomore wideout made some nifty moves in the open field to score.

SCORING SUMMARY

PSU — Gash 10 pass from Sacca (Fayak kick)
TENN — Stewart run 1 (Becksvoort kick)
TENN — Becksvoort 24 FG
TENN — Fleming 44 pass from Kelly (Becksvoort kick)
PSU — LaBarca 3 pass from Sacca (Fayak kick)
PSU — Brady 13 pass from Sacca (Fayak kick)
PSU — Anderson 2 run (Fayak kick)
PSU — Givens 23 fumble interception return (Fayak kick)
PSU — McDuffie 37 pass from Sacca (Fayak kick)

TEAM STATISTICS	TENN	PSU
First Downs	25	12
Rushes-Yards	45-171	37-76
Passing Yards	270	150
Passes (Att.-Comp.-Int.)	43-21-1	28-11-0
Total Offensive Plays	88	65
Total Offensive Yards	441	226
Fumbles-Lost	5-3	0-0
Penalties-Yards	3-34	3-36
Punts-Average	6-36.3	9-47.9
Sacks By-Yards	4-25	3-20
Time of Possession	32:21	27:39

TENNESSEE						
RUSHING	Att	Gain	Lost	Net	TD	Lg
Stewart	15	86	2	84	1	13
Hayden	13	57	1	56	0	12
PASSING	Att	Comp	Int	Yds	TD	Lg
Kelly	40	20	1	273	1	44
RECEIVING	No	Yds	TD	Lg		
Pickens	8	100	0	28		

PENN STATE						
RUSHING	Att	Gain	Lost	Net	TD	Lg
Anderson	17	60	3	57	1	17
PASSING	Att	Comp	Int	Yds	TD	Lg
Sacca	28	11	0	150	4	37
RECEIVING	No	Yds	TD	Lg		
McDuffie	4	78	1	37		
Drayton	3	35	0	18		

1993 HALL OF FAME BOWL

TENNESSEE	14	0	17	7	-	38
BOSTON COLL.	0	7	0	16	-	23

Jan. 1, 1993

TAMPA, Fla. — Tennessee scored 14 points despite having the ball only 3:32 of the first quarter and added 24 more in the third and early fourth quarters to take a 38-23 decision over Boston College in the Hall of Fame Bowl at Tampa Stadium.

Game MVP Heath Shuler led the way, completing 18 of 23 passes for 245 yards and two touchdowns while scoring two himself. His TD passes went to Cory Fleming (27 yards) and Mose Phillips (69 yards). Shuler scored twice on runs of 1 and 14 yards. Jerry Colquitt threw a 48-yard scoring pass to Fleming and John Becksvoort added a field goal and five extra points. The Vols outgained the Eagles 450-371.

After a bad snap on BC's first punt of the game led to good field position at the BC 43, Shuler found Ron Davis down the left side for 42 yards and scored a play later on a keeper left. Fleming's first TD came on the Vols' next possession. The Vols' third quarter surge featured Shuler's second TD of the day and a Phillips' determined run for a score.

SCORING SUMMARY

TENN — Shuler 1 run (Becksvoort kick)
TENN — Fleming 27 pass from Shuler (Becksvoort kick)
BC — Mitchell 12 pass from Foley (Gordon kick)
TENN — Shuler 14 run (Becksvoort kick)
TENN — Becksvoort 25 FG
TENN — Phillips 69 pass from Shuler (Becksvoort kick)
TENN — Fleming 48 pass from Colquitt (Becksvoort kick)
BC — Mitchell 17 pass from Foley (Mitchell pass from Foley)
BC — D. Campbell 7 run (l. Boyd pass from Foley)

TEAM STATISTICS	TENN	BC
First Downs	20	22
Rushes-Yards	39-157	33-103
Passing Yards	293	268
Passes (Att.-Comp.-Int.)	26-19-0	47-23-1
Total Offensive Plays	65	80
Total Offensive Yards	450	371
Fumbles-Lost	1-1	1-0
Penalties-Yards	5-40	5-25
Punts-Average	4-41.3	5-37.0
Sacks By-Yards	4-30	1-5
Time of Possession	29:31	30:29

TENNESSEE						
RUSHING	Att	Gain	Lost	Net	TD	Lg
Garner	10	49	4	45	0	11
PASSING	Att	Comp	Int	Yds	TD	Lg
Shuler	23	18	0	245	2	69
RECEIVING	NO	YDS	TD	LG		
Fleming	5	102	2	48		
Phillips	3	88	1	69		

BOSTON COLLEGE						
RUSHING	Att	Gain	Lost	Net	TD	Lg
Dukes	15	88	5	83	0	19
PASSING	Att	Comp	Int	Yds	TD	Lg
Foley	46	23	1	268	2	27
RECEIVING	No	Yds	TD	Lg		
Mitchell	9	100	2	19		

RECORDS

1994 FLORIDA CITRUS BOWL

PENN STATE	7	10	7	7	-	31
TENNESSEE	10	3	0	0	-	13

Jan. 1, 1994

ORLANDO, Fla. — Tennessee jumped to a 10-0 lead on its first two offensive series, but Penn State rallied from a 13-10 deficit late in the first half with 21 unanswered points to take a 31-13 decision in the 48th annual Florida Citrus Bowl.

Tennessee moved to a field goal on its first possession, one of two made by John Becksvort on the day. The Vols scored a touchdown on their second foray into Penn State territory on a 19-yard pass from Heath Shuler to Cory Fleming, but could add only a Citrus Bowl record 50-yard field goal by Becksvort the rest of the afternoon.

Penn State scored to take the lead for good just before halftime and added another score off a sustained drive after the opening kickoff of the second half to assume control of the game.

Charlie Garner rushed 16 times for 89 yards and Fleming caught seven passes for 101 yards. The Vols finished with a 9-2-1 overall record.

SCORING SUMMARY

TENN — Becksvort 46 FG
TENN — Fleming 19 pass from Shuler (Becksvort kick)
PSU — Carter 3 run (Fayak kick)
PSU — Fayak 19 FG
TENN — Becksvort 50 FG
PSU — Carter 14 run (Fayak kick)
PSU — Brady 7 pass from Collins (Fayak kick)
PSU — Ingram 15 pass from Collins (Fayak kick)

TEAM STATISTICS	TENN	PSU
First Downs	16	20
Rushes-Yards	29-135	42-209
Passing Yards	213	162
Passes (Att.-Comp.-Int.)	44-23-1	24-15-1
Total Offensive Plays	73	66
Total Offensive Yards	348	371
Fumbles-Lost	0-0	0-0
Penalties-Yards	10/79	4/30
Punts-Average	6-44.2	6-32.0
Sacks By-Yards	4-20	1-7
Time of Possession	29:47	30:13

TENNESSEE						
RUSHING	Att	Gain	Lost	Net	TD	Lg
Garner	16	91	2	89	0	18
PASSING	Att	Comp	Int	Yds	TD	Lg
Shuler	42	22	1	205	1	27
RECEIVING	No	Yds	TD	Lg		
Fleming	7	101	1	27		

PENN STATE						
RUSHING	Att	Gain	Lost	Net	TD	Lg
Carter	21	112	4	108	1	15
PASSING	Att	Comp	Int	Yds	TD	Lg
Collins	24	15	1	162	2	36
RECEIVING	No	Yds	TD	Lg		
Ingram	7	107	1	36		

1994 GATOR BOWL

TENNESSEE	14	21	0	10	-	45
VA. TECH	0	10	6	7	-	23

Dec. 30, 1994

GAINESVILLE, Fla. — Tennessee bolted to a 35-10 halftime lead and coasted from there to take a 45-23 triumph over Virginia Tech in the 1994 Gator Bowl at Florida Field. A 21-point second quarter was the key as the Vols scored on five of seven first half possessions.

James Stewart scored three TDs and threw a 19-yard TD pass to Kendrick Jones. Peyton Manning threw a 36-yard TD pass to Marcus Nash and Jay Graham scored on a 1-yard run.

Tyrone Hines had an interception which led to the Vols' first score, and Shawn Summers had a 49-yard punt return that led to a Vol score in the fourth period.

Stewart, who was named the most outstanding player for the game, carried 22 times for 85 yards. Manning completed 12 of 19 passes for 189 yards. Joey Kent led the Vols with six receptions for 116 yards, 42 coming on a spectacular catch down the far boundary a play before Nash's TD grab.

SCORING SUMMARY

TENN — J. Stewart 1 run (Becksvort kick)
TENN — Nash 36 pass from Manning (Becksvort kick)
TENN — Graham 1 run (Becksvort kick)
VT — Thomas 1 run (Williams kick)
TENN — J. Stewart 1 run (Becksvort kick)
TENN — Jones 19 pass from J. Stewart (Becksvort kick)
VT — Williams 28 FG
VT — DeShazo 7 run (kick failed)
TENN — J. Stewart 5 run (Becksvort kick)
TENN — Becksvort 19 FG
VT — Still 9 pass from Druckenmiller (Williams kick)

TEAM STATISTICS	TENN	TECH
First Downs	18	22
Rushes-Yards	47-245	43-189
Passing Yards	250	237
Passes (Att.-Comp.-Int.)	23-16-0	38-23-2
Total Offensive Plays	70	81
Total Offensive Yards	495	426
Fumbles-Lost	0-0	5-1
Penalties-Yards	7-58	3-25
Punts-Average	5-43.6	5-43.4
Sacks By-Yards	0-0	2-16
Time of Possession	30:55	29:05

TENNESSEE						
RUSHING	Att	Gain	Lost	Net	TD	Lg
Stewart	22	87	2	85	3	18
PASSING	Att	Comp	Int	Yds	TD	Lg
Manning	19	12	0	189	1	42
RECEIVING	No	Yds	TD	Lg		
Kent	6	116	0	42		

VIRGINIA TECH						
RUSHING	Att	Gain	Lost	Net	TD	Lg
Thomas	19	103	1	102	1	27
DeShazo	11	50	11	39	1	13
PASSING	Att	Comp	Int	Yds	TD	Lg
DeShazo	30	17	2	140	0	25
RECEIVING	No	Yds	TD	Lg		
Still	5	79	1	25		
Holmes	5	45	0	16		



1996 FLORIDA CITRUS BOWL

TENNESSEE	0	7	7	6	-	20
OHIO STATE	7	0	0	7	-	14

Jan. 1, 1996

ORLANDO, Fla. — Jeff Hall kicked two fourth quarter field goals and the Vols defense held Ohio State in check as UT defeated the Buckeyes 20-14 on a rainy day in the Florida Citrus Bowl.

Jay Graham, the game's MVP, rushed for 154 yards, including a 69-yard scoring dash late in the first half that pulled the Vols even, 7-7, at halftime. Peyton Manning completed 20 of 35 passes for 182 yards and one touchdown. Joey Kent led the Vol receiving corps with seven catches for 109 yards, including a 47-yard scoring toss from Manning that gave UT a 14-7 advantage in the third quarter.

Hall's two field goals in the fourth quarter came after the Buckeyes had tied the game, 14-14. Tennessee's defense, which had stopped the Buckeyes on a second quarter fourth-and-inches at the 3-yard line, forced three turnovers in OSU's final four possessions.

UT held Ohio State, with Heisman winner Eddie George, to a season-low 89 yards on the ground.

The victory upped Tennessee's record to 11-1, its best since 1989 and propelled the Vols to a No. 2 finish in the final CNN/USA Today poll, UT's highest since 1967. The Vols were tabbed No. 3 in final Associated Press voting.

SCORING SUMMARY

OSU — George 2 run (Jackson kick)
TENN — Graham 69 run (Hall kick)
TENN — Kent 47 pass from Manning (Hall kick)
OSU — Dudley 32 pass from Hoying (Jackson kick)
TENN — Hall 29 FG
TENN — Hall 25 FG

TEAM STATISTICS	TENN	OSU
First Downs	15	17
Rushes-Yards	32-145	36-89
Passing Yards	182	246
Passes (Att.-Comp.-Int.)	35-20-0	38-19-1
Total Offensive Plays	67	74
Total Offensive Yards	327	335
Fumbles-Lost	1-1	5-3
Penalties-Yards	8-43	6-57
Punts-Average	9-34.2	7-48.1
Sacks By-Yards	2-12	3-15
Time of Possession	30:39	29:21

TENNESSEE						
RUSHING	Att	Gain	Lost	Net	TD	Lg
Graham	26	168	14	154	1	69
PASSING	Att	Comp	Int	Yds	TD	Lg
Manning	35	20	0	182	1	47
RECEIVING	No	Yds	TD	Lg		
Kent	7	109	1	47		

OHIO STATE						
RUSHING	Att	Gain	Lost	Net	TD	Lg
George	25	107	6	101	1	17
PASSING	Att	Comp	Int	Yds	TD	Lg
Hoying	38	19	1	246	1	32
RECEIVING	No	Yds	TD	Lg		
Glenn	7	95	0	21		
Dudley	5	106	1	32		

1997 FLORIDA CITRUS BOWL

TENNESSEE	21	10	7	10	-	48
NORTHWESTERN	0	21	0	7	-	28

Jan. 1, 1997

ORLANDO, Fla. — Tied 21-21 late in the second quarter, Tennessee scored the game's next 20 points and took a 48-28 victory over Big 10 co-champion Northwestern. Peyton Manning completed 27 of 39 passes for 408 yards to lead the Vol attack.

After the Wildcats had battled back from a 21-0 first quarter deficit to tie the game, Manning threw a 67-yard TD pass to Joey Kent and beat the clock for a Jeff Hall field goal on the final play of the half to give the Vols a 31-21 halftime lead. The Vols led 38-21 after Tyrone Hines' 30-yard interception return.

The Vols had jumped to a 21-0 lead in the first quarter on a 43-yard TD pass from Manning to Peerless Price, a 10-yard run for a score by Manning and another TD toss, this one from Manning to Kent from 11 yards out. Price caught six passes for 110 yards and Kent caught five for 122 yards. The Vols finished No. 9 overall in both polls.

SCORING SUMMARY

TENN — P. Price 43 pass from Manning (Hall kick)
TENN — Manning 10 run (Hall kick)
TENN — Kent 11 pass from Manning (Hall kick)
NW — D. Autry 2 run (Gowins kick)
NW — Musso 20 pass from Schnur (Gowins kick)
NW — D. Autry 28 run (Gowins kick)
TENN — Kent 67 pass from Manning (Hall kick)
TENN — Hall 19 FG
TENN — Hines 30 interception run (Hall kick)
TENN — Hall 28 FG
NW — Bates 22 pass from Schnur (Gowins kick)
TENN — Moore 6 pass from Manning (Hall kick)

TEAM STATISTICS	TENN	NW
First Downs	29	22
Rushes-Yards	32-115	28-43
Passing Yards	408	242
Passes (Att.-Comp.-Int.)	39-27-0	51-27-4
Total Offensive Plays	71	79
Total Offensive Yards	523	285
Fumbles-Lost	4-2	1-1
Penalties-Yards	13-112	5-40
Punts-Average	4-35.8	6-37.3
Sacks By-Yards	3-31	3-23
Time of Possession	27:52	32:08

TENNESSEE						
RUSHING	Att	Gain	Lost	Net	TD	Lg
Graham	14	81	2	79	0	14
PASSING	Att	Comp	Int	Yds	TD	Lg
Manning	39	27	0	408	4	67
RECEIVING	No	Yds	TD	Lg		
Price	6	110	1	43		
Kent	5	122	2	67		

NORTHWESTERN						
RUSHING	Att	Gain	Lost	Net	TD	Lg
Autry	17	71	5	65	2	28
PASSING	Att	Comp	Int	Yds	TD	Lg
Schnur	45	25	3	228	2	22
RECEIVING	No	Yds	TD	Lg		
Bates	10	97	1	22		
Musso	10	91	1	20		

RECORDS

1998 ORANGE BOWL

NEBRASKA	7	7	21	7	-	42
TENNESSEE	0	3	6	8	-	17

Jan. 2, 1998

MIAMI — A 21-point third quarter proved pivotal as No. 2 Nebraska took a 42-17 win over No. 3 Tennessee in the Orange Bowl. The win vaulted the Cornhuskers to the No. 1 spot in the Coaches' Poll with a 13-0 record. Tennessee finished 11-2, the sixth 11-win season in school history, and earned seventh (AP) and eighth (ESPN/USA Today) place finishes. A crowd of 72,835 saw the first ever meeting between the two teams.

Peyton Manning and Tee Martin each threw TD passes: Manning's a 5-yarder to Peerless Price and Martin's a 3-yarder to Andy McCullough. Jeff Hall added a 44-yard field goal and Travis Stephens caught a two-point conversion pass from Martin.

Tennessee fell behind 14-0 before Hall's field goal in the second quarter and saw the game get away when Nebraska cranked up the ground game in the third quarter en route to scores on drives of 80, 73 and 80 yards. Tailback Jamal Lewis concluded a stellar freshman season, carrying 14 times for 90 yards and being named his team's MVP.

SCORING SUMMARY

NEB - Green 1 run (Brown kick)
NEB - Wiggins 10 run (Brown kick)
TENN - Hall 44 FG
NEB - Frost 1 run (Brown kick)
NEB - Frost 11 run (Brown kick)
TENN - Price 5 pass from Manning (Pass failed)
NEB - Green 22 run (Brown kick)
NEB - Frost 9 run (Brown kick)
TENN - McCullough 3 pass from Martin (Stephens pass from Martin)

TEAM STATISTICS	TENN	NEB
First Downs	16	30
Rushes-Yards	21-128	68-409
Passing Yards	187	125
Passes (Att.-Comp.-Int.)	35-25-1	12-9-0
Total Offensive Plays	56	80
Total Offensive Yards	315	534
Fumbles-Lost	2-2	3-2
Penalties-Yards	5-37	8-63
Punts-Average	6-52.3	4-39.0
Sacks By-Yards	0-0	1-9
Time of Possession	23:57	36:03

TENNESSEE						
RUSHING	Att	Gain	Lost	Net	TD	Lg
Lewis	14	92	2	90	0	26
PASSING	Att	Comp	Int	Yds	TD	Lg
Manning	31	21	1	134	1	20
RECEIVING	No	Yds	TD	Lg		
Nash	5	53	0	20		

NEBRASKA						
RUSHING	Att	Gain	Lost	Net	TD	Lg
Green	29	210	4	206	2	47
Frost	17	69	9	60	3	11
PASSING	Att	Comp	Int	Yds	TD	Lg
Frost	12	9	0	125	0	29
RECEIVING	No	Yds	TD	Lg		
Jackson	4	56	0	25		

1999 FIESTA BOWL - BCS CHAMPIONSHIP

TENNESSEE	0	14	0	9	-	23
FLORIDA STATE	0	9	0	7	-	16

Jan. 4, 1999

TEMPE, Ariz. — Tennessee won the 1998 national championship, the first for the Vols since 1951, and completed the school's first-ever 13-0 season with a 23-16 win over the No. 2 Seminoles. Tee Martin completed 11 of 18 passes for 278 yards and threw TD passes to Shawn Bryson and Peerless Price.

Price caught four passes for 199 yards, setting a Tennessee bowl receiving record in the process. A Fiesta Bowl record crowd of 84,470 saw the game, only the second meeting between the schools.

Bryson's TD reception came in the second quarter as it was followed by Dwayne Goodrich pilfering an FSU pass and returning 54 yards for a score which gave the Vols a 14-0 lead. Goodrich's TD run was the third of his career.

Florida State narrowed the margin to 14-9 at the half and the score remained that way until midway in the fourth quarter when Martin and Price hooked up for the pivotal 79-yard score, followed by a Seminole turnover and a Jeff Hall field goal.

Price was named the Offensive Player of the Game and Goodrich the Defensive Player of the Game.

SCORING SUMMARY

TENN - Bryson 4 pass from T. Martin (Hall kick)
TENN - Goodrich 54 interception return (Hall kick)
FSU - McCray 1 run (Kick failed)
FSU - Janikowski 34 FG
TENN - Price 79 pass from T. Martin (Kick blocked)
TENN - Hall 23 FG
FSU - Outzen 7 run (Janikowski kick)

TEAM STATISTICS	TENN	FSU
First Downs	16	13
Rushes-Yards	45-114	41-108
Passing Yards	278	145
Passes (Att.-Comp.-Int.)	19-11-2	22-9-2
Total Offensive Plays	64	63
Total Offensive Yards	392	253
Fumbles-Lost	3-2	4-1
Penalties-Yards	9-55	12-110
Punts-Average	5-38.0	9-39.8
Sacks By-Yards	4-31	1-3
Time of Possession	31:10	28:50

TENNESSEE						
RUSHING	Att	Gain	Lost	Net	TD	Lg
Henry	19	32	4	28	0	9
PASSING	Att	Comp	Int	Yds	TD	Lg
Martin	18	11	2	278	2	79
RECEIVING	No	Yds	TD	Lg		
Price	4	199	1	79		

FLORIDA STATE						
RUSHING	Att	Gain	Lost	Net	TD	Lg
Minor	15	91	8	83	0	23
PASSING	Att	Comp	Int	Yds	TD	Lg
Outzen	22	9	2	145	0	39
RECEIVING	No	Yds	TD	Lg		
Dugans	6	135	0	39		



2000 FIESTA BOWL

NEBRASKA	14	3	7	7	-	31
TENNESSEE	0	7	7	7	-	21

Jan. 2, 2000

TEMPE, Ariz. - Two long Nebraska scoring drives in the second half ended Tennessee's hopes of an upset in the Cornhuskers' 31-21 victory over the Vols before 71,526 in the 2000 Tostitos Fiesta Bowl.

The Cornhuskers rushed for 321 yards and held the Vols to 44. Nebraska jumped to a 14-0 lead in the first quarter on a 7-yard run by Dan Alexander, who finished with 108 yards, and a 60-yard punt return by Bobby Newcombe. Nebraska added a field goal late in the half before Tee Martin led a 65-yard, eight-play drive culminating in a 9-yard pass to Donte' Stallworth.

The Vols closed it to 17-14 when Travis Henry scored on a 4-yard run early in the third quarter after the Vols forced a fumble on the second play after the third quarter kickoff. Will Overstreet caused the bobble and Dominique Stevenson got it.

The Vols got the game's last score when wide receiver Cedrick Wilson, a former high school quarterback, threw a 44-yard TD pass to Stallworth that closed it to 31-21 with 7:25 left. It was his first pass as a Vol.

SCORING SUMMARY

NEB - Alexander 7 run (Brown kick)
NEB - Newcombe 60 punt return (Brown kick)
NEB - J. Brown 31 FG
TENN - Stallworth 9 pass from T. Martin (Walls kick)
TENN - Henry 4 run (Walls kick)
NEB - Golliday 13 pass from Crouch (Brown kick)
NEB - Buckhalter 2 run (Brown kick)
TENN - Stallworth 44 pass from Wilson (Walls kick)

TEAM STATISTICS	TENN	NEB
First Downs	17	23
Rushes-Yards	26-44	56-321
Passing Yards	267	148
Passes (Att.-Comp.-Int.)	35-20-2	15-9-0
Total Offensive Plays	61	71
Total Offensive Yards	311	469
Fumbles-Lost	1-0	1-1
Penalties-Yards	5-41	8-59
Punts-Average	7-43.1	6-39.5
Sacks By-Yards	2-12	3-7
Time of Possession	26:05	33:55

TENNESSEE						
RUSHING	Att	Gain	Lost	Net	TD	Lg
Henry	10	32	1	31	1	10
PASSING	Att	Comp	Int	Yds	TD	Lg
T. Martin	34	19	2	223	1	49
Wilson	1	1	0	44	1	44
RECEIVING	No	Yds	TD	Lg		
Stallworth	8	108	2	44		
Wilson	7	75	0	15		

NEBRASKA						
RUSHING	Att	Gain	Lost	Net	TD	Lg
Alexander	21	111	4	108	1	15
PASSING	Att	Comp	Int	Yds	TD	Lg
Crouch	15	9	0	148	1	46
RECEIVING	No	Yds	TD	Lg		
Davison	2	68	0	46		

2001 COTTON BOWL

KANSAS STATE	7	14	14	0	-	35
TENNESSEE	0	14	0	7	-	21

Jan. 1, 2001

DALLAS - Leading 21-14 at the half, Kansas State scored on its first two possessions of the third quarter and held Tennessee scoreless until the final minutes to take a 35-21 victory in the 65th annual Cotton Bowl Classic on a frigid and snowy day.

The Wildcats jumped to a 7-0 first quarter lead, but the Vols tied the game on a 17-yard pass from Casey Clausen to wideout David Martin in the second period. Kansas State then parlayed two TD passes from game MVP Jonathan Beasley to wideout Quincy Morgan, 56 and 10 yards respectively, to lead 21-7.

Kansas State appeared headed for more late in the second quarter, when defensive tackle Chavis Smith tipped a pass and Jabari Greer took the interception back 78 yards for a score.

The Wildcats' two third quarter scores came entirely on the ground in the first 4:54 of the third quarter. It remained 35-14 until Travis Henry, who ran for 180 yards on 17 carries, found daylight on a dash up the middle.

The game marked the Vols' fifth appearance in the Cotton Bowl and first since 1990. It was also the Vols' first game against the Wildcats.

SCORING SUMMARY

KSU - Beasley 14 run (Rheem kick)
TENN - D. Martin 17 pass from Clausen (Walls kick)
KSU - Morgan 56 pass from Beasley (Rheem kick)
KSU - Morgan 10 pass from Beasley (Rheem kick)
TENN - Greer 78 interception run (Walls kick)
KSU - Scobey 12 run (Rheem kick)
KSU - Scobey 6 run (Rheem kick)
TENN - Henry 81 run (Walls kick)

TEAM STATISTICS	TENN	KSU
First Downs	12	25
Rushes-Yards	24-178	59-297
Passing Yards	120	210
Passes (Att.-Comp.-Int.)	25-7-3	27-13-1
Total Offensive Plays	49	86
Total Offensive Yards	298	507
Fumbles-Lost	1-0	1-1
Penalties-Yards	5-40	7-44
Punts-Average	8-29.2	5-34.0
Sacks By-Yards	0-0	2-9
Time of Possession	21:34	38:26

TENNESSEE						
RUSHING	Att	Gain	Lost	Net	TD	Lg
Henry	17	183	3	180	1	81
PASSING	Att	Comp	Int	Yds	TD	Lg
Clausen	25	7	3	120	1	41
RECEIVING	No	Yds	TD	Lg		
Wilson	3	54	0	41		

KANSAS STATE						
RUSHING	Att	Gain	Lost	Net	TD	Lg
Scobey	28	153	6	147	2	21
PASSING	Att	Comp	Int	Yds	TD	Lg
Beasley	27	13	1	210	2	56
RECEIVING	No	Yds	TD	Lg		
Morgan	7	145	2	56		

RECORDS

2002 FLORIDA CITRUS BOWL

TENNESSEE	10	14	7	14	-	45
MICHIGAN	0	10	0	7	-	17

Jan. 1, 2002

ORLANDO, Fla. - The Vols threw nearly every offensive weapon possible at Michigan and rolled to a 45-17 victory in the Capital One Florida Citrus Bowl. Capping an 11-2 season, Tennessee's 28-point win matched its largest bowl triumph.

Game MVP Casey Clausen threw for a career-high 393 yards on 26-of-34 completions. He also passed for three touchdowns and nearly had two more -- twice Donte' Stallworth was tackled inside the 1-yard line.

After UT marched for an opening field goal, defensive MVP John Henderson was in on three straight tackles that forced Michigan into a quick three-and-out. Henderson caused one fumble and recovered a fumble to set up the Vols' first touchdown.

Stallworth caught eight passes for 119 yards and had 190 all-purpose yards. Kelley Washington caught six passes for 70 yards and two scores, while Jason Witten hauled in six catches for a career-high 125 yards.

SCORING SUMMARY

TENN - Walls 32 FG
TENN - Washington 3 pass from Clausen (Walls kick)
TENN - Clausen 1 run (Walls kick)
MICH - Askek 14 pass from Navarre (Epstein kick)
TENN - Clausen 1 run (Walls kick)
MICH - Epstein 28 FG
TENN - Witten 64 pass from Clausen (Walls kick)
TENN - Washington 37 pass from Clausen (Walls kick)
TENN - Stephens 3 run (Walls kick)
MICH - Bell 24 pass from Navarre (Epstein kick)

TEAM STATISTICS	TENN	MICH
First Downs	22	20
Rushes-Yards	37-97	31-103
Passing Yards	406	240
Passes (Att.-Comp.-Int.)	35-27-0	39-21-1
Total Offensive Plays	72	70
Total Offensive Yards	503	343
Fumbles-Lost	3-1	4-2
Penalties-Yards	3-32	6-42
Punts-Average	5-31.8	7-39.6
Sacks By-Yards	4-18	4-22
Time of Possession	34:13	25:47

TENNESSEE						
RUSHING	Att	Gain	Lost	Net	TD	Lg
Stallworth	2	44	0	44	0	42
PASSING	Att	Comp	Int	Yds	TD	Lg
Clausen	34	26	0	393	3	64
RECEIVING	No	Yds	TD	Lg		
Stallworth	8	119	0	32		

MICHIGAN						
RUSHING	Att	Gain	Lost	Net	TD	Lg
Askek	9	76	5	71	0	25
PASSING	Att	Comp	Int	Yds	TD	Lg
Navarre	39	21	1	240	2	35
RECEIVING	No	Yds	TD	Lg		
Walker	5	100	0	35		

2002 PEACH BOWL

MARYLAND	7	10	3	10	-	30
TENNESSEE	0	3	0	0	-	3

Dec. 31, 2002

ATLANTA - Maryland handed Tennessee its worst bowl loss in school history, a 30-3 blitz at the 35th annual Chick-fil-A Peach Bowl. The Terrapins took advantage of two key UT turnovers and used a balanced attack in defeating the Vols for the third time in five postseason meetings.

Tennessee had eight penalties for 68 yards and Vols quarterback Casey Clausen was sacked six times for minus-36 yards. In addition, UT converted only four of 13 third-down opportunities and rushed 27 times for just 45 net yards -- the school's third lowest figure in 43 bowl appearances.

The Terps' second touchdown was a 54-yard interception return by Curume Cox, the longest against a UT team in bowl history. Later, return specialist Steve Suter fielded a Dustin Colquitt punt and scampered 79 yards to the 14, setting up Maryland's final three points of the game.

Maryland quarterback Scott McBrien scored twice and place-kicker Nick Novak hit on all three field goal tries.

Alex Walls' 38-yard field goal in the second quarter was the only scoring the Vols could muster.

SCORING SUMMARY

UM - McBrien 1 run (Novak kick)
UM - Cox 54 interception return (Novak kick)
TENN - Walls 38 FG
UM - Novak 48 FG
UM - Novak 44 FG
UM - McBrien 6 run (Novak kick)
UM - Novak 25 FG

TEAM STATISTICS	TENN	MD
First Downs	18	17
Rushes-Yards	27-45	45-154
Passing Yards	242	120
Passes (Att.-Comp.-Int.)	37-23-1	19-11-0
Total Offensive Plays	64	64
Total Offensive Yards	287	274
Fumbles-Lost	1-1	2-1
Penalties-Yards	8-68	2-10
Punts-Average	6-47.7	3-50.3
Sacks By-Yards	1-2	6-36
Time of Possession	26:44	33:16

TENNESSEE						
RUSHING	Att	Gain	Lost	Net	TD	Lg
Houston	9	35	1	34	0	9
PASSING	Att	Comp	Int	Yds	TD	Lg
Clausen	37	23	1	242	0	44
RECEIVING	No	Yds	TD	Lg		
Brown	5	75	0	44		

MARYLAND						
RUSHING	Att	Gain	Lost	Net	TD	Lg
Perry	15	57	7	50	0	11
PASSING	Att	Comp	Int	Yds	TD	Lg
McBrien	19	11	0	120	0	36
RECEIVING	No	Yds	TD	Lg		
Harrison	4	74	0	36		



2004 PEACH BOWL

CLEMSON	10	14	0	3	-	27
TENNESSEE	7	7	0	0	-	14

Jan. 2, 2004

ATLANTA - Clemson jumped to a 10-0 lead late in the first quarter, matched two Tennessee touchdowns with two of its own before halftime and added a late field goal, all adding up to a 27-14 victory in the 36th annual Chick-fil-A Peach Bowl. A record Georgia Dome crowd of 75,125 saw the first game between the two teams since 1976.

Clausen took the first drive of the game 80 yards in six plays for a score and added a field goal after a long punt return.

Casey Clausen who completed 31 of 55 passes for 384 yards, threw touchdown passes to Chris Hannon in the first quarter and Mark Jones in the second, but the Tigers had touchdowns of their own in response to each of the Vol scores.

Clausen completed passes to 10 different receivers, with Troy Fleming catching six for 54 yards, Jones five for 66 and Hannon four for 57. The Vols' first score came after an 11-play, 87-yard drive and the second was four plays, 43 yards after an interception by safety Gibril Wilson.

The Vols finished 10-3 and played in their eighth New Year's bowl game in nine years.

SCORING SUMMARY

CLEM - Coleman 8 run (Hunt kick)
CLEM - Hunt 23 FG
TENN - Hannon 19 pass from Clausen (Wilhoit kick)
CLEM - Jasmin 15 run (Hunt kick)
TENN - Jones 30 pass from Clausen (Wilhoit kick)
CLEM - Browning 8 run (Hunt kick)
CLEM - Hunt 28 FG

TEAM STATISTICS	TENN	CLEM
First Downs	28	25
Rushes-Yards	26-38	34-153
Passing Yards	384	246
Passes (Att.-Comp.-Int.)	56-31-0	40-22-1
Total Offensive Plays	82	74
Total Offensive Yards	422	399
Fumbles-Lost	1-1	1-0
Penalties-Yards	10-119	6-45
Punts-Average	8-38.5	5-42.0
Sacks By-Yards	1-10	6-43
Time of Possession	32:09	27:51

TENNESSEE						
RUSHING	Att	Gain	Lost	Net	TD	Lg
Houston	6	25	1	24	0	17
PASSING	Att	Comp	Int	Yds	TD	Lg
Clausen	55	31	0	384	2	35
RECEIVING	No	Yds	TD	Lg		
Fleming	6	54	0	16		

CLEMSON						
RUSHING	Att	Gain	Lost	Net	TD	Lg
Jasmin	15	131	1	130	1	31
PASSING	Att	Comp	Int	Yds	TD	Lg
Whitehurst	40	22	1	246	0	35
RECEIVING	No	Yds	TD	Lg		
Hamilton	5	69	0	26		
Currie	5	50	0	22		

2005 COTTON BOWL

TENNESSEE	14	14	10	0	-	38
TEXAS A&M	0	0	0	7	-	7

Jan. 1, 2005

DALLAS - Tennessee took the first drive of the game in for a touchdown and never looked back, forcing five turnovers in a 38-7 win over Texas A&M in the 69th SBC Cotton Bowl.

Offensive MVP Rick Clausen threw three TD passes and Cedric Houston and Gerald Riggs, Jr. scored on the ground to pace the Vols' offensive attack.

Defensive tackle Justin Harrell, who forced a fumble and had a sack, was named the game's defensive MVP. The Vol defense forced four fumbles on the day, with defensive back Ryan Karl adding an interception. A crowd of 74,704 saw the contest played on a warm, overcast day.

Clausen, who completed 18-of-27 passes for 222 yards, threw TD passes to C.J. Fayton, Cory Anderson and Tony Brown and kept the Aggies off balance with an offensive attack totaling 474 yards, nearly equally divided between the pass and the run.

Riggs, Jr. had 102 yards on 18 carries, while Houston added 62 yards on 13 carries. The Vols held the ball for 40:22, with a school and Cotton Bowl record 32 first downs.

SCORING SUMMARY

TENN - Fayton 57 pass from Clausen (Wilhoit kick)
TENN - Anderson 12 pass from Clausen (Wilhoit kick)
TENN - Houston 9 run (Wilhoit kick)
TENN - T. Brown 13 pass from Clausen (Wilhoit kick)
TENN - Riggs, Jr. 9 run (Wilhoit kick)
TENN - Wilhoit 37 FG
TAMU - Taylor 5 pass from McNeal (Pegram kick)

TEAM STATISTICS	TENN	A&M
First Downs	32	17
Rushes-Yards	54-241	18-77
Passing Yards	233	241
Passes (Att.-Comp.-Int.)	31-19-0	38-23-1
Total Offensive Plays	85	56
Total Offensive Yards	474	318
Fumbles-Lost	1-0	4-4
Penalties-Yards	9-100	7-65
Punts-Average	4-34.0	5-43.2
Sacks By-Yards	1-10	1-4
Time of Possession	40:22	19:38

TENNESSEE						
RUSHING	Att	Gain	Lost	Net	TD	Lg
Riggs, Jr.	18	104	2	102	1	17
PASSING	Att	Comp	Int	Yds	TD	Lg
Clausen	27	18	0	222	3	57
RECEIVING	No	Yds	TD	Lg		
Fayton	3	94	1	57		

TEXAS A&M						
RUSHING	Att	Gain	Lost	Net	TD	Lg
Thomas	1	54	0	54	0	54
PASSING	Att	Comp	Int	Yds	TD	Lg
McNeal	38	23	1	241	1	28
RECEIVING	No	Yds	TD	Lg		
Mobley	5	70	0	28		

2007 OUTBACK BOWL

PENN STATE	0	10	0	10	-	20
TENNESSEE	3	7	0	0	-	10

Jan. 1, 2007

TAMPA, Fla. - Three Tennessee turnovers led to 10 Penn State points and a 20-10 loss at the Outback Bowl.

The Vols appeared poised to take command of a 10-10 game early in the fourth quarter when Erik Ainge hit tight end Chris Brown for a 53-yard pass play to the PSU 14-yard line.

But Penn State linebacker Dan Connor's tackle on tailback Arian Foster caused a fumble that Tony Davis picked up and raced 88 yards for the clinching touchdown with 10:01 to play. It was the longest defensive score against the Vols in UT bowl history.

UT had tied the contest late in the first half when LaMarcus Coker raced 42 yards for a touchdown.

Penn State handed off to bowl MVP Tony Hunt 31 times for 158 yards. Hunt's rushing totals were the most carries and third-most yards against UT in a bowl game.

Ainge completed 25-of-37 for 267 yards, including career highs of seven passes each to Brown and Jayson Swain. Brown finished with 66 receiving yards, while Swain had 84.

The Vols took a 3-0 lead in the first quarter on James Wilhoit's 44-yard field goal. Wilhoit added an extra-point later in the game and finished his tenure at UT with 325 points.

SCORING SUMMARY

TENN - Wilhoit 44 FG
 PSU - Kelly 34 FG
 PSU - Quarless 2 pass from Morelli (Kelly kick)
 TENN - Coker 42 run (Wilhoit kick)
 PSU - Davis 88 fumble return (Kelly kick)
 PSU - Kelly 22 FG

TEAM STATISTICS	TENN	PSU
First Downs	17	19
Rushes-Yards	23-83	40-183
Passing Yards	267	197
Passes (Att.-Comp.-Int.)	37-25-1	25-14-0
Total Offensive Plays	60	65
Total Offensive Yards	350	380
Fumbles-Lost	2-2	0-0
Penalties-Yards	7-55	6-45
Punts-Average	5-44.0	4-37.5
Sacks By-Yards	0-0	2-14
Time of Possession	26:58	33:02

TENNESSEE						
RUSHING	Att	Gain	Lost	Net	TD	Lg
A. Foster	12	75	10	65	0	17
PASSING	Att	Comp	Int	Yds	TD	Lg
Ainge	37	25	1	267	0	53
RECEIVING	No	Yds	TD	Lg		
Swain	7	84	0	24		

PENN STATE						
RUSHING	Att	Gain	Lost	Net	TD	Lg
Hunt	31	165	7	158	0	24
PASSING	Att	Comp	Int	Yds	TD	Lg
Morelli	25	14	0	197	1	35
RECEIVING	No	Yds	TD	Lg		
Norwood	4	35	0	21		

2008 OUTBACK BOWL

TENNESSEE	7	14	0	0	-	21
WISCONSIN	7	7	3	0	-	17

Jan. 1, 2008

TAMPA, Fla. - After a season full of clutch plays and last-second heroics, Tennessee's Antonio Wardlow intercepted Tyler Donovan at the 1-yard line with less than a minute to play to preserve a 21-17 Outback Bowl victory over Wisconsin and 10-win season for the Vols.

Wardlow's pick came after Wisconsin had driven to the Tennessee 36 in hopes of punching in a game-winning score. The Badgers had marched all the way from their own 12 before deciding to take a shot at the end zone with 28 seconds remaining in the game.

Bowl MVP Erik Ainge connected on 25 of 43 passes for 365 yards and two touchdowns. He completed passes to nine different receivers led by Josh Briscoe, who caught seven balls for 101 yards and a score.

Tennessee jumped out to a 7-0 lead when it converted a Wisconsin turnover into a Gerald Jones 3-yard touchdown run early in the opening period.

The Vols found paydirt on two consecutive possessions in the second quarter to jump out to a 21-7 lead.

SCORING SUMMARY

TENN - G. Jones 3 run (Lincoln kick)
 WIS - Donovan 6 run (Mehlhoff kick)
 TENN - Briscoe 29 pass from Ainge (Lincoln kick)
 TENN - Cottam 31 pass from Ainge (Lincoln kick)
 WIS - Crooks 4 pass from Donovan (Mehlhoff kick)
 WIS - Mehlhoff 27 FG

TEAM STATISTICS	TENN	WIS
First Downs	18	16
Rushes-Yards	29-66	41-192
Passing Yards	365	155
Passes (Att.-Comp.-Int.)	43-25-0	25-14-1
Total Offensive Plays	72	66
Total Offense	431	347
Fumbles-Lost	2-1	1-1
Penalties-Yards	5-60	2-10
Punts-Average	7-42.1	6-44.7
Sacks By-Yards	3-16	0-0
Time of Possession	27:30	32:30

TENNESSEE						
RUSHING	Att	Gain	Lost	Net	TD	Lg
Hardesty	7	42	7	35	0	26
A. Foster	16	46	15	31	0	13
PASSING	Att	Comp	Int	Yds	TD	Lg
Ainge	43	25	0	365	2	40
RECEIVING	No	Yds	TD	Lg		
Briscoe	7	101	1	29		
Moore	4	86	0	40		

WISCONSIN						
RUSHING	Att	Gain	Lost	Net	TD	Lg
Hill	13	132	0	132	0	50
PASSING	Att	Comp	Int	Yds	TD	Lg
Donovan	24	14	1	155	1	27
RECEIVING	No	Yds	TD	Lg		
Graham	7	75	0	21		



2009 CHICK-FIL-A BOWL

VIRGINIA TECH	7	10	7	13	-	37
TENNESSEE	0	14	0	0	-	14

Dec. 31, 2009

ATLANTA - Ryan Williams isn't keeping track of his records.

"Someone eventually will break them anyway," Virginia Tech's fantastic redshirt freshman running back said.

Probably, but in just one season Williams has already made a quite an impression.

He capped a brilliant debut season with a record-setting game, running for two touchdowns to power No. 12 Virginia Tech past Tennessee 37-14 in the Chick-fil-A Bowl.

Williams, a redshirt freshman, had 117 yards rushing to become Virginia Tech's single-season rushing leader with 1,655 yards.

Tennessee's star running back, Montario Hardesty, could not keep up with Williams. The Volunteers' senior had 18 carries for 39 yards and a touchdown.

"We got gassed; we got tired," said Tennessee defensive end Chris Walker. "You could tell especially on defense we weren't making plays. Ryan Williams is a really great player."

Tennessee was hurt by two turnovers which led to 10 points for Virginia Tech, and a dropped pass that cost the Vols a touchdown.

SCORING SUMMARY

VT - Williams 1 run (Waldron kick)
VT - Williams 3 run (Waldron kick)
TENN - Hardesty 4 run (Mathis kick)
TENN - Moore 2 pass from Crompton (Mathis kick)
VT - Waldron 21 FG
VT - Taylor 1 run (Waldron kick)
VT - Waldron 46 FG
VT - Wilson 3 run (Waldron kick)
VT - Waldron 22 FG

TEAM STATS	TENN	VT
First Downs	14	19
Rushes-Yards	31-5	48-229
Passing Yards	235	209
Passes (Att.-Comp.-Int.)	26-15-1	17-10-1
Total Offensive Plays	57	65
Total Offense	240	438
Fumbles-Lost	2-1	0-0
Penalties-Yards	4-28	5-30
Punts-Average	6-42.7	3-41.7
Time of Possession	26:25	33:35
Third-Down Conversions	4 of 11	8 of 14
Fourth-Down Conversions	0 of 1	0 of 0
Sacks By-Yards	1-9	6-55

TENNESSEE						
RUSHING	Att	Gain	Lost	Net	TD	Lg
Hardesty	18	47	8	39	1	10
Poole	3	15	0	15	0	8
PASSING	Att	Comp	Int	Yds	TD	Lg
Crompton	26	15	1	235	1	47
RECEIVING	No	Yds	TD	Lg		
Jones	5	70	0	20		
Hardesty	4	79	0	47		

VIRGINIA TECH						
RUSHING	Att	Gain	Lost	Net	TD	Lg
Williams	25	124	7	117	2	32
PASSING	Att	Comp	Int	Yds	TD	Lg
Crompton	17	10	1	209	0	63
RECEIVING	No	Yds	TD	Lg		
Boykin	4	120	0	63		

2010 MUSIC CITY BOWL

N. CAROLINA	7	10	0	3	7	3	-	30
TENN.	7	7	0	6	7	0	-	27

Dec. 30, 2010

NASHVILLE - Casey Barth kicked a 23-yard field goal in the second overtime to send North Carolina past Tennessee 30-27 in a Music City Bowl that will be remembered much more for the crazy finish of regulation than how it eventually ended.

Barth kicked a 39-yard field goal after officials reviewed what had been the final play of the game and decided to penalize the Tar Heels for having "more than 11 men" on the field. The officiating crew also announced T.J. Yates had spiked the ball with 1 second left. That allowed Barth to run out and kick the field goal that tied it at 20.

The Vols' fans had been celebrating ever since Bray's 8-yard TD pass to Justin Hunter put them up 20-17 with 5:16 left.

Tennessee was stunned at the sudden switch that cost the Vols an apparent bowl victory to cap Derek Dooley's first season. Tyler Bray threw a 25-yard TD in the first overtime, but he was picked off to end the Vols' last chance in the second OT.

SCORING SUMMARY

NC - Draughn 58 run (Barth kick)
TENN - Jones 29 pass from Bray (Lincoln kick)
NC - Barth 28 FG
TENN - Rogers 45 pass from Bray (Lincoln kick)
NC - Highsmith 39 pass from Yates (Barth kick)
TENN - Hunter 8 pass from Bray (kick blocked)
NC - Barth 39 FG
NC - Yates 1 run (Barth kick)
TENN - Stocker 20 pass from Bray (Lincoln kick)
NC - Barth 23 FG

TEAM STATS	TENN	NC
First Downs	20	21
Rushes-Yards	29-27	29-151
Passing Yards	312	234
Passes (Att.-Comp.-Int.)	45-27-3	40-23-1
Total Offensive Plays	74	69
Total Offense	339	385
Fumbles-Lost	3-0	1-1
Penalties-Yards	8-75	12-80
Punts-Average	8-43.5	7-40.9
Time of Possession	31:49	28:11
Third-Down Conversions	6 of 16	5 of 15
Fourth-Down Conversions	1 of 1	0 of 1
Sacks By-Yards	3-29	4-33

TENNESSEE						
RUSHING	Att	Gain	Lost	Net	TD	Lg
Poole	11	41	1	40	0	8
PASSING	Att	Comp	Int	Yds	TD	Lg
Bray	45	27	3	312	4	45
RECEIVING	No	Yds	TD	Lg		
G.Jones	9	89	1	29		
Stocker	5	58	1	20		
Moore	4	69	0	21		

VIRGINIA TECH						
RUSHING	Att	Gain	Lost	Net	TD	Lg
Draughn	23	160	0	160	1	58
PASSING	Att	Comp	Int	Yds	TD	Lg
Yates	39	23	1	234	1	39
RECEIVING	No	Yds	TD	Lg		
Taylor	9	85	0	18		
D.Jones	5	51	0	16		

RECORDS

2015 TAXSLAYER BOWL

TENNESSEE	21	14	7	3	-	45
IOWA	0	7	0	21	-	28

Jan. 2, 2015

JACKSONVILLE, Fla. - Tennessee coach Butch Jones was soaked from a celebratory sideline dousing. Quarterback Joshua Dobbs carried the Most Valuable Player trophy with him all around EverBank Field. Both of them, as well as the rest of the Volunteers, donned championship hats for the first time in years.

It was tangible proof that the program is headed in the right direction.

Dobbs accounted for three touchdowns, Jalen Hurd ran for two scores and Tennessee beat Iowa 45-28 on Friday in the TaxSlayer Bowl for its first postseason victory since the Phillip Fulmer era.

"This is the start of something big that's going on at Tennessee," Dobbs said. "It's momentum that we can carry into the offseason. It's the start of something big, a lot of momentum going into the offseason to get ready for next year."

The Volunteers (7-6) took the momentum early Friday, scoring on their first four possessions and leading 28-0 before Iowa (7-6) managed 70 yards.

Hurd, Dobbs and a bit of trickery helped Tennessee build the big lead.

Hurd broke tackles on nearly every run, capping Tennessee's first possession with a 3-yard score and adding a 29-yard touchdown scamper on the next drive.

Tennessee made it 21-0 late in the first quarter when Dobbs threw a lateral to running back Marlin Lane in the right flat. Lane, a senior from nearby Daytona Beach, turned and hit Vic Wharton in stride down the sideline.

It was a nice send-off for Lane, one of just a handful of Tennessee's seniors.

But the victory, which was Tennessee's first in the postseason since beating Wisconsin in the 2008 Outback Bowl, was more about the future. The Vols won four of their last five games, showing plenty of potential for one of the youngest teams in college football.

SCORING SUMMARY

- TENN - Hurd 3 run (Medley kick)
- TENN - Hurd 29 run (Medley kick)
- TENN - Wharton 49 pass from Lane (Medley kick)
- TENN - Dobbs 8 run (Medley kick)
- IOWA - Weisman 3 run (Koehn kick)
- TENN - Pearson 19 pass from Dobbs (Medley kick)
- TENN - Dobbs 11 run (Medley kick)
- IOWA - Weisman 1 run (Koehn kick)
- TENN - Medley 38 field goal
- IOWA - Hamilton 31 pass from Beathard (Koehn kick)
- IOWA - VandeBerg 18 pass from Beathard (Koehn kick)

TEAM STATS	IOWA	TENN
First Downs	23	27
Rushes-Yards	35-244	51-283
Passing Yards	177	178
Passes (Att.-Comp.-Int.)	31-15-1	22-17-1
Total Offensive Plays	66	73
Total Offense	421	461
Fumbles-Lost	1-1	0-0
Penalties-Yards	4-37	4-55
Punts-Average	6-35.8	4-37.2
Time of Possession	27:52	32:08
Third-Down Conversions	3 of 11	5 of 12
Fourth-Down Conversions	0 of 1	0 of 1
Sacks By-Yards	1-3	0-0

		IOWA				
RUSHING	Att	Gain	Lost	Net	TD	Lg
Canzeri	12	122	2	120	0	32
PASSING	Att	Comp	Int	Yds	TD	Lg
Beathard	23	13	1	145	2	31
RECEIVING	No	Yds	TD	Lg		
Hamilton	3	51	1	31		
Martin-Manley	3	23	0	9		
T. Smith	2	37	0	31		

		TENNESSEE				
RUSHING	Att	Gain	Lost	Net	TD	Lg
Hurd	16	122	0	122	2	29
Dobbs	13	84	8	76	2	20
PASSING	Att	Comp	Int	Yds	TD	Lg
Dobbs	21	16	1	129	1	19
RECEIVING	No	Yds	TD	Lg		
Pearson	7	75	1	19		
Howard	2	29	0	18		
Wolf	2	9	0	5		



BOWL HALLS OF FAME

COTTON BOWL HALL OF FAME



LINDSEY NELSON

Nelson was the longtime Voice of the Cotton Bowl as he served as the play-by-play announcer for 26 of the annual New Year's Day games. His first broadcast was in 1951 on the NBC Radio Network. Nelson was inducted into the Cotton Bowl Hall of Fame in 2000.



ANDY KOZAR

On a soft, rain-soaked field against third-ranked Texas in the 1951 Classic, the Vol sophomore carried 20 times for 92 yards. His constant pounding inside forced the Texas defense to crack late in the fourth quarter. Kozar scored twice on short bursts of 1 and 5 yards. His game-winner came with just 3:11 to play and capped a Tennessee rally that turned a 14-7 deficit into a thrilling 20-14 victory. Kozar was inducted in 2005 along with Hank Lauricella.



HANK LAURICELLA

Lauricella, Tennessee's great single-wing tailback, found a way to place his name among the legends of the Cotton Bowl without scoring a touchdown. On the Vols' second possession, he set up the game's first score with a 75-yard gallop to the Texas 5-yard line. What made the play so special was that Lauricella reversed his field three times and slowed only to allow his blockers to catch up. In a game that


matched two top-five teams, it was Lauricella who gave Tennessee the spark to claim what many consider to be its greatest bowl victory. Lauricella was inducted in 2005 along with Kozar.

GATOR BOWL HALL OF FAME



DOUG DICKEY

Doug Dickey appeared in four Gator Bowls, three as a coach and one as a player. He quarterbacked the University of Florida to a 14-13 victory over Tulsa in 1953 and led his first Tennessee team to an 18-12 victory over Syracuse in 1966. He also coached Tennessee in the 1969 Gator Bowl and Florida in the 1975 Gator Bowl. Dickey was inducted into the Gator Bowl Hall of Fame in 1994.



JAMES STEWART

The Morristown native was named the Most Outstanding Player as Tennessee took a 45-23 victory over Virginia Tech in the 1994 Gator Bowl. The Vol running back scored three touchdowns as he rushed for 85 yards on 22 attempts and also threw a 19-yard touchdown pass to Kendrick Jones. Stewart was inducted into the Gator Bowl Hall of Fame in 1998.

ORANGE BOWL HALL OF HONOR



GEN. R. R. NEYLAND

Neyland was included in the first Orange Bowl Classic Hall of Honor class in 1969. The legendary coach was instrumental in Tennessee's classic 1939 win over Oklahoma. Neyland also directed the Vols to the 1947 Classic against Rice. He finished his career with a 173-31-12 (.829) record in 21 seasons at Tennessee.



BOB SUFFRIDGE


Suffridge, a three-time All-America lineman, played in UT's 17-0 victory over Oklahoma in the 1939 Orange Bowl. The Vol defense allowed only 94 yards of total offense while the offensive line paved the way for the Vol rushing attack that gained 197 yards. Suffridge was elected to the Orange Bowl Hall of Honor in 1982.



GEORGE CAFEGO

Cafego played in UT's 17-0 victory over Oklahoma in the 1939 Orange Bowl. He set up the Vols' first score with a punt return to the Sooner 27-yard line and a 15-yard rushing gain. The Tennessee offense totaled 260 yards of offense behind the direction of Cafego. He was inducted into the Orange Bowl Hall of Honor in 1984.

CHICK-FIL-A/PEACH BOWL HALL OF FAME



REGGIE WHITE

In UT's 28-22 1982 Peach Bowl loss to Iowa, White logged eight tackles, including one for loss, two sacks and a forced fumble. White holds Tennessee school records for career sacks (32), sacks in a season (15) and sacks in a single game (4 vs. The Citadel in 1983). He was inducted into the Peach Bowl Hall of Fame in 2004.



JOHNNY MAJORS

Majors was named to the Peach Bowl Hall of Fame in 2005 after leading Tennessee to a 27-22 comeback win over Indiana in the January 1988 Peach Bowl. Despite jumping out to a 21-3 lead, the Vols trailed 22-21 late in the fourth quarter before a touchdown run by Reggie Cobb propelled UT to victory.



PHILLIP FULMER

Fulmer coached at UT for 17 years and became one of the winningest head coaches in school history. Under his leadership, the Volunteers went to 15 Bowl games. The Vols appeared in the Chick-fil-A Peach Bowl in back-to-back seasons facing Maryland in 2002 and Clemson in 2003. He was honored by the bowl in 2012.

LEGENDS OF THE SUN BOWL



JOHNNY MAJORS

Majors coached three teams to Sun Bowl berths, including his 1984 Tennessee team. He also led Iowa State to the Sun Bowl in 1971 and Pittsburgh in 1975. He is only one of three coaches to appear in three Sun Bowl games. He was named a Legend of the Sun Bowl in 1995.

GENERAL

STAFF

PLAYERS

REVIEW

HISTORY

HONORS

VOLMANAC

RECORDS



BOWL RECORDS

INDIVIDUAL RECORDS

■ RUSHING

ATTEMPTS

32	Bobby Gordon vs. Texas A&M, 1957 Gator Bowl
29	Johnnie Jones vs. Maryland, 1983 Florida Citrus Bowl
26	Chuck Webb vs. Arkansas, 1990 Cotton Bowl
26	Jay Graham vs. Ohio State, 1996 Florida Citrus Bowl

YARDS

250	Chuck Webb vs. Arkansas, 1990 Cotton Bowl
180	Travis Henry vs. Kansas State, 2001 Cotton Bowl
154	Johnnie Jones vs. Maryland, 1983 Florida Citrus Bowl
154	Jay Graham vs. Ohio State, 1996 Florida Citrus Bowl
151	Tony Thompson vs. Virginia, 1991 Sugar Bowl

YARDS PER ATTEMPT (MIN. 10 ATTEMPTS)

10.6	Travis Henry vs. Kansas State, 2001 Cotton Bowl
9.6	Chuck Webb vs. Arkansas, 1990 Cotton Bowl
9.4	Chuck Coleman vs. Iowa, 1982 Peach Bowl
9.3	Jeff Powell vs. Miami (Fla.), 1986 Sugar Bowl
8.2	Hank Lauricella vs. Texas, 1951 Cotton Bowl

TOUCHDOWNS

3	James Stewart vs. Virginia Tech, 1994 Gator Bowl
2	Many times, last by Jalen Hurd & Joshua Dobbs vs. Iowa, 2015 TaxSlayer Bowl

LONGEST GAIN

81	Travis Henry vs. Kansas State, 2001 Cotton Bowl
78	Chuck Webb vs. Arkansas, 1990 Cotton Bowl
76	Kendrick Jones vs. Virginia Tech, 1994 Gator Bowl
75	Hank Lauricella vs. Texas, 1951 Cotton Bowl
69	Jay Graham vs. Ohio State, 1996 Florida Citrus Bowl

■ PASSING

ATTEMPTS

55	Casey Clausen vs. Clemson, 2004 Peach Bowl
45	Tyler Bray vs. North Carolina, 2010 Music City Bowl
43	Erik Ainge vs. Wisconsin, 2008 Outback Bowl
42	Steve Alatorre vs. Wisconsin, 1981 Garden State Bowl
42	Heath Shuler vs. Penn State, 1994 Florida Citrus Bowl

COMPLETIONS

31	Casey Clausen vs. Clemson, 2004 Peach Bowl
27	Peyton Manning vs. Northwestern, 1997 Florida Citrus Bowl
27	Tyler Bray vs. North Carolina, 2010 Music City Bowl
26	Casey Clausen vs. Michigan, 2002 Florida Citrus Bowl
25	Erik Ainge vs. Penn State, 2007 Outback Bowl

CONSECUTIVE COMPLETIONS

13	Jeff Francis vs. Indiana, 1988 Peach Bowl
10	Heath Shuler vs. Boston College, 1993 Hall of Fame Bowl
10	Casey Clausen vs. Michigan, 2002 Florida Citrus Bowl
8	Jeff Francis vs. Minnesota, 1986 Liberty Bowl
8	Andy Kelly vs. Virginia, 1991 Sugar Bowl
8	Erik Ainge vs. Penn State, 2007 Outback Bowl

* NCAA bowl record. # Tied NCAA bowl record.

INTERCEPTIONS

3	Hank Lauricella vs. Maryland, 1952 Sugar Bowl
3	Bobby Scott vs. Texas, 1969 Cotton Bowl
3	Jim Maxwell vs. Arkansas, 1971 Liberty Bowl
3	Jimmy Streater vs. Purdue, 1979 Bluebonnet Bowl
3	Casey Clausen vs. Kansas State, 2001 Cotton Bowl
3	Tyler Bray vs. North Carolina, 2010 Music City Bowl

COMPLETION PERCENTAGE (MIN. 10 ATTEMPTS)

78.3	Heath Shuler vs. Boston College, 1993 Hall of Fame Bowl
76.9	Jeff Francis vs. Indiana, 1988 Peach Bowl
76.5	Casey Clausen vs. Michigan, 2002 Florida Citrus Bowl
76.1	Joshua Dobbs vs. Iowa, 2015 TaxSlayer Bowl
70.9	Jeff Francis vs. Minnesota, 1986 Liberty Bowl
69.6	Alan Cockrell vs. Maryland, 1983 Florida Citrus Bowl

YARDS

408	Peyton Manning vs. Northwestern, 1997 Florida Citrus Bowl
393	Casey Clausen vs. Michigan, 2002 Florida Citrus Bowl
384	Casey Clausen vs. Clemson, 2004 Peach Bowl
365	Erik Ainge vs. Wisconsin, 2008 Outback Bowl
315	Steve Alatorre vs. Wisconsin, 1981 Garden State Bowl

YARDS PER ATTEMPT (MIN. 10 ATTEMPTS)

15.4	Tee Martin vs. Florida State, 1999 Fiesta Bowl
11.6	Casey Clausen vs. Michigan, 2002 Florida Citrus Bowl
10.7	Heath Shuler vs. Boston College, 1993 Hall of Fame Bowl
10.5	Peyton Manning vs. Northwestern, 1997 Florida Citrus Bowl
9.9	Peyton Manning vs. Virginia Tech, 1994 Gator Bowl

TOUCHDOWN PASSES

4	Peyton Manning vs. Northwestern, 1997 Florida Citrus Bowl
4	Tyler Bray vs. North Carolina, 2010 Music City Bowl
3	Jeff Francis vs. Minnesota, 1986 Liberty Bowl
3	Casey Clausen vs. Michigan, 2002 Florida Citrus Bowl
3	Rick Clausen vs. Texas A&M, 2005 Cotton Bowl

LONGEST GAIN

84	Andy Kelly to Anthony Morgan vs. Arkansas, 1990 Cotton Bowl
79	Tee Martin to Peerless Price vs. Florida State, 1999 Fiesta Bowl
76	Tee Martin to Peerless Price vs. Florida State, 1999 Fiesta Bowl
69	Heath Shuler to Mose Phillips vs. Boston College, 1993 Hall of Fame Bowl
67	Peyton Manning to Joey Kent vs. Northwestern, 1997 Citrus Bowl

■ TOTAL OFFENSE

PLAYS (RUSHING+PASSING)

67	Casey Clausen vs. Clemson, 2004 Peach Bowl
53	Steve Alatorre vs. Wisconsin, 1981 Garden State Bowl
53	Alan Cockrell vs. Iowa, 1982 Peach Bowl
50	Tyler Bray vs. North Carolina, 2010 Music City Bowl
49	Jimmy Streater vs. Purdue, 1979 Bluebonnet Bowl

YARDS (RUSHING+PASSING)

416	Peyton Manning vs. Northwestern, 1997 Florida Citrus Bowl
386	Casey Clausen vs. Clemson, 2004 Peach Bowl
379	Casey Clausen vs. Michigan, 2002 Florida Citrus Bowl
367	Erik Ainge vs. Wisconsin, 2008 Outback Bowl
297	Tee Martin vs. Florida State, 1999 Fiesta Bowl

**YARDS/PLAY (RUSHING+PASSING)****(MIN. 20 ATTEMPTS)**

10.6	Tee Martin vs. Florida State, 1999 Fiesta Bowl
9.6	Chuck Webb vs. Arkansas, 1990 Cotton Bowl
9.5	Heath Shuler vs. Boston College, 1993 Hall of Fame Bowl
9.0	Peyton Manning vs. Northwestern, 1997 Florida Citrus Bowl
8.8	Casey Clausen vs. Michigan, 2002 Florida Citrus Bowl

■ RECEIVING

RECEPTIONS

11	Anthony Hancock vs. Wisconsin, 1981 Garden State Bowl
9	Gerald Jones vs. North Carolina, 2010 Music City Bowl
9	Joe Thompson vs. Air Force, 1971 Sugar Bowl
8	Johnny Mills vs. Syracuse, 1966 Gator Bowl
8	Carl Pickens vs. Penn State, 1992 Fiesta Bowl
8	Donte' Stallworth vs. Nebraska, 2000 Fiesta Bowl
8	Donte' Stallworth vs. Michigan, 2002 Florida Citrus Bowl

YARDS

199	Peerless Price vs. Florida State, 1999 Fiesta Bowl
196	Anthony Hancock vs. Wisconsin, 1981 Garden State Bowl
125	Joe Thompson vs. Air Force, 1971 Sugar Bowl
125	Jason Witten vs. Michigan, 2002 Florida Citrus Bowl
122	Joey Kent vs. Northwestern, 1997 Florida Citrus Bowl

YARDS/RECEPTION (MIN. 3 RECEPTIONS)

49.8	Peerless Price vs. Florida State, 1999 Fiesta Bowl
38.7	Anthony Hancock vs. Purdue, 1979 Bluebonnet Bowl
31.3	C.J. Fayton vs. Texas A&M, 2005 Cotton Bowl
29.3	Mose Phillips vs. Boston College, 1993 Hall of Fame Bowl
25.7	Gary Kreis vs. Texas, 1969 Cotton Bowl

TOUCHDOWNS

2	Joey Clinkscales vs. Minnesota, 1986 Liberty Bowl
2	Cory Fleming vs. Boston College, 1993 Hall of Fame Bowl
2	Joey Kent vs. Northwestern, 1997 Florida Citrus Bowl
2	Donte' Stallworth vs. Nebraska, 2000 Fiesta Bowl
2	Kelley Washington vs. Michigan, 2002 Florida Citrus Bowl

LONGEST GAIN

84	Anthony Morgan from Andy Kelly vs. Arkansas, 1990 Cotton Bowl
79	Peerless Price from Tee Martin vs. Florida State, 1999 Fiesta Bowl
76	Peerless Price from Tee Martin vs. Florida State, 1999 Fiesta Bowl
69	Mose Phillips from Heath Shuler vs. Boston College, 1993 Hall of Fame Bowl
67	Joey Kent from Peyton Manning vs. Northwestern, 1997 Florida Citrus Bowl

■ PUNTING

PUNTS

9	Buster Stephens vs. Southern California, 1945 Rose Bowl
8	Chad Cunningham vs. North Carolina, 2010 Music City Bowl
8	Walter Slater vs. Rice, 1947 Orange Bowl
8	Herman Weaver vs. Texas, 1969 Cotton Bowl
8	Larry Binion vs. Ohio State, 1996 Florida Citrus Bowl
8	David Leaverton vs. Kansas State, 2001 Cotton Bowl

AVERAGE (MIN. 3 PUNTS)

52.3	Chris Hogue vs. Nebraska, 1998 Orange Bowl
47.7	Dustin Colquitt vs. Maryland, 2002 Peach Bowl
47.5	Jimmy Colquitt vs. Iowa, 1982 Peach Bowl
47.4	Jimmy Colquitt vs. Wisconsin, 1981 Garden State Bowl
45.6	Walter Slater vs. Rice, 1947 Orange Bowl

LONGEST PUNT

78	Chris Hogue vs. Nebraska, 1998 Orange Bowl
69	Walter Slater vs. Rice, 1947 Orange Bowl
67	Herman Weaver vs. Texas, 1969 Cotton Bowl
65	Hal Littleford vs. Rice, 1947 Orange Bowl
65	Jimmy Colquitt vs. Maryland, 1984 Sun Bowl

■ PUNT RETURNS

RETURNS

6	Dale Carter vs. Penn State, 1992 Fiesta Bowl
4	Six times

YARDS

89	Shawn Summers vs. Virginia Tech, 1994 Gator Bowl
86	Bobby Majors vs. Air Force, 1971 Sugar Bowl
72	Eddie Brown vs. Texas Tech, 1973 Gator Bowl
54	Stanley Morgan vs. Maryland, 1974 Liberty Bowl

AVERAGE (MIN. 3 RETURNS)

29.7	Shawn Summers vs. Virginia Tech, 1994 Gator Bowl
21.5	Bobby Majors vs. Air Force, 1971 Sugar Bowl
18.0	Stanley Morgan vs. Maryland, 1974 Liberty Bowl
12.3	Babe Wood vs. Oklahoma, 1939 Orange Bowl
10.0	Johnny Butler vs. Boston College, 1941 Sugar Bowl

LONGEST RETURN

62	Eddie Brown vs. Texas Tech, 1973 Gator Bowl
57	Bobby Majors vs. Air Force, 1971 Sugar Bowl
49	Shawn Summers vs. Virginia Tech, 1994 Gator Bowl
46	Bobby Gordon vs. Texas A&M, 1957 Gator Bowl
45	Jerry Smith vs. Tulsa, 1965 Bluebonnet Bowl

Note: Deke Brackett returned a punt 75 yards in the 1931 New York Charity Game, which isn't recognized by the NCAA as an official bowl game.

■ KICKOFF RETURNS

RETURNS

7	Dale Carter vs. Penn State, 1992 Fiesta Bowl
5	Terence Cleveland vs. Indiana, 1988 Peach Bowl
5	Leonard Scott vs. Kansas State, 2001 Cotton Bowl
4	Many times

YARDS

132	Dale Carter vs. Penn State, 1992 Fiesta Bowl
125	Leonard Scott vs. Kansas State, 2001 Cotton Bowl
121	Willie Gault vs. Wisconsin, 1981 Garden State Bowl
115	Pete Panuska vs. Maryland, 1984 Sun Bowl
114	Terence Cleveland vs. Indiana, 1988 Peach Bowl

AVERAGE (MIN. 2 RETURNS)

57.5	Pete Panuska vs. Maryland, 1984 Sun Bowl
40.3	Willie Gault vs. Wisconsin, 1981 Garden State Bowl
39.0	Charley Fulton vs. Oklahoma, 1968 Orange Bowl
37.5	Stanley Morgan vs. Texas Tech, 1973 Gator Bowl
32.0	Eddie Brown vs. LSU, 1972 Bluebonnet Bowl

LONGEST RETURN

100#	Pete Panuska vs. Maryland, 1984 Sun Bowl
87	Willie Gault vs. Wisconsin, 1981 Garden State Bowl
81	Charley Fulton vs. Oklahoma, 1968 Orange Bowl
49	Stanley Morgan vs. Texas Tech, 1973 Gator Bowl
44	Leonard Scott vs. Kansas State, 2001 Cotton Bowl

■ INTERCEPTIONS

INTERCEPTIONS

2	Glenn Gray vs. Tulsa, 1965 Bluebonnet Bowl
2	Bill Young vs. Syracuse, 1966 Gator Bowl
2	Conrad Graham vs. Air Force, 1971 Sugar Bowl
2	Lee Jenkins vs. Wisconsin, 1981 Garden State Bowl
2	Dale Carter vs. Virginia, 1991 Sugar Bowl

YARDS

78	Jabari Greer vs. Kansas State, 2001 Cotton Bowl
68	Chris White vs. Miami (Fla.), 1986 Sugar Bowl
54	Dwayne Goodrich vs. Florida State, 1999 Fiesta Bowl
47	Eddie Brown vs. Arkansas, 1971 Liberty Bowl
44	Dale Carter vs. Virginia, 1991 Sugar Bowl

LONGEST RETURN

78	Jabari Greer vs. Kansas State, 2001 Cotton Bowl
68	Chris White vs. Miami (Fla.), 1986 Sugar Bowl
54	Dwayne Goodrich vs. Florida State, 1999 Fiesta Bowl
47	Eddie Brown vs. Arkansas, 1971 Liberty Bowl
44	Dale Carter vs. Virginia, 1991 Sugar Bowl

■ ALL-PURPOSE

PLAYS (RUSHING+RECEIVING+ALL RETURNS)

35	Bobby Gordon vs. Texas A&M, 1957 Gator Bowl
29	Johnnie Jones vs. Maryland, 1983 Florida Citrus Bowl
28	Jay Graham vs. Ohio State, 1996 Florida Citrus Bowl
26	Johnny Majors vs. Baylor, 1957 Sugar Bowl
26	Chuck Webb vs. Arkansas, 1990 Cotton Bowl

YARDS (RUSHING+RECEIVING+ALL RETURNS)

250	Chuck Webb vs. Arkansas, 1990 Cotton Bowl
242	Peerless Price vs. Florida State, 1999 Fiesta Bowl
205	Anthony Hancock vs. Wisconsin, 1981 Garden State Bowl
191	Travis Henry vs. Kansas State, 2001 Cotton Bowl
190	Donte' Stallworth vs. Michigan, 2002 Florida Citrus Bowl

YARDS/PLAY

(RUSHING+RECEIVING+ALL RETURNS) (MIN. 20 PLAYS)

14.6	Donte' Stallworth vs. Michigan, 2002 Florida Citrus Bowl
13.9	Dale Carter vs. Penn State, 1992 Fiesta Bowl
13.7	Anthony Hancock vs. Wisconsin, 1981 Garden State Bowl
10.6	Travis Henry vs. Kansas State, 2001 Cotton Bowl
9.7	Jeff Powell vs. Miami (Fla.), 1986 Sugar Bowl

■ SCORING

POINTS

18	James Stewart vs. Virginia Tech, 1994 Gator Bowl
12	Many times

POINTS BY KICKING

12	Jeff Hall vs. Northwestern, 1997 Florida Citrus Bowl
10	George Hunt vs. Air Force, 1971 Sugar Bowl
9	Aaron Medley vs. Iowa, 2015, TaxSlayer Bowl
9	John Becksvoort vs. Virginia Tech, 1994 Gator Bowl
9	Alex Walls vs. Michigan, 2002 Florida Citrus Bowl

TOUCHDOWNS

3	James Stewart vs. Virginia Tech, 1994 Gator Bowl
2	Many times, last by Jalen Hurd & Joshua Dobbs vs. Iowa, 2015 TaxSlayer Bowl

TDS RESPONSIBLE FOR (RUSHED AND PASSED)

5	Peyton Manning vs. Northwestern, 1997 Florida Citrus Bowl
5	Casey Clausen vs. Michigan, 2002 Florida Citrus Bowl
4	Tyler Bray vs. North Carolina, 2010 Music City Bowl
4	Heath Shuler vs. Boston College, 1993 Hall of Fame Bowl
4	James Stewart vs. Virginia Tech, 1994 Gator Bowl

POINT-AFTER TDS ATTEMPTED

6	Aaron Medley vs. Iowa, 2015, TaxSlayer Bowl
6	John Becksvoort vs. Virginia Tech, 1994 Gator Bowl
6	Jeff Hall vs. Northwestern, 1997 Florida Citrus Bowl
6	Alex Walls vs. Michigan, 2002 Florida Citrus Bowl
5	Carlos Reveiz vs. Miami (Fla.), 1986 Sugar Bowl
5	James Wilhoit vs. Texas A&M, 2005 Cotton Bowl

POINT-AFTER TDS MADE

6	Aaron Medley vs. Iowa, 2015, TaxSlayer Bowl
6	John Becksvoort vs. Virginia Tech, 1994 Gator Bowl
6	Jeff Hall vs. Northwestern, 1997 Florida Citrus Bowl
6	Alex Walls vs. Michigan, 2002 Florida Citrus Bowl
5	Carlos Reveiz vs. Miami (Fla.), 1986 Sugar Bowl
5	James Wilhoit vs. Texas A&M, 2005 Cotton Bowl

FIELD GOALS ATTEMPTED

5	George Hunt vs. Air Force, 1971 Sugar Bowl
4	Ricky Townsend vs. Texas Tech, 1973 Gator Bowl
4	Fuad Reveiz vs. Wisconsin, 1981 Garden State Bowl
3	Karl Kremser vs. Oklahoma, 1968 Orange Bowl
3	George Hunt vs. Florida, 1969 Gator Bowl
3	Phil Reich vs. Indiana, 1988 Peach Bowl

FIELD GOALS MADE

2	Gary Wright vs. Syracuse, 1966 Gator Bowl
2	George Hunt vs. Florida, 1969 Gator Bowl
2	George Hunt vs. Air Force, 1971 Sugar Bowl
2	Ricky Townsend vs. Texas Tech, 1973 Gator Bowl
2	Fuad Reveiz vs. Wisconsin, 1981 Garden State Bowl
2	Fuad Reveiz vs. Maryland, 1984 Sun Bowl
2	John Becksvoort vs. Penn State, 1994 Florida Citrus Bowl
2	Jeff Hall vs. Ohio State, 1996 Florida Citrus Bowl
2	Jeff Hall vs. Northwestern, 1997 Florida Citrus Bowl

LONGEST MADE FIELD GOAL

52	Fuad Reveiz vs. Maryland, 1984 Sun Bowl
50	John Becksvoort vs. Penn State, 1994 Florida Citrus Bowl
46	John Becksvoort vs. Penn State, 1994 Florida Citrus Bowl
44	Fuad Reveiz vs. Wisconsin, 1981 Garden State Bowl
44	Jeff Hall vs. Nebraska, 1998 Orange Bowl
44	James Wilhoit vs. Penn State, 2007 Outback Bowl

■ TACKLES

TACKLES

20	Carl Zander vs. Maryland, 1984 Sun Bowl
16	Reggie McKenzie vs. Maryland, 1984 Sun Bowl
15	Jack Reynolds vs. Texas, 1969 Cotton Bowl
14	Nick Reveiz vs. North Carolina, 2010 Music City Bowl
14	Ray Nettles vs. Arkansas, 1971 Liberty Bowl
14	Carl Zander vs. Wisconsin, 1981 Garden State Bowl
14	Dale Jones vs. Maryland, 1983 Florida Citrus Bowl



TACKLES FOR LOSS

4	Reggie McKenzie vs. Maryland, 1984 Sun Bowl
4	Corey Terry vs. Northwestern, 1997 Florida Citrus Bowl
3	Joe Cofer vs. Iowa, 1982 Peach Bowl
3	Eric Westmoreland vs. Florida State, 1999 Fiesta Bowl
3	Albert Haynesworth vs. Michigan, 2002 Florida Citrus Bowl

SACKS

4.5	Reggie McKenzie vs. Maryland, 1984 Sun Bowl
2	Carl Johnson vs. LSU, 1972 Bluebonnet Bowl
2	Reggie White vs. Iowa, 1982 Peach Bowl
2	Mark Hovanic vs. Miami (Fla.), 1986 Sugar Bowl
2	Dale Jones vs. Miami (Fla.), 1986 Sugar Bowl

PASSES BROKEN UP

4	Conrad Graham vs. LSU, 1972 Bluebonnet Bowl
4	Andre Creamer vs. Miami (Fla.), 1986 Sugar Bowl
4	Dale Carter vs. Virginia, 1991 Sugar Bowl
4	Darryl Hardy vs. Virginia, 1991 Sugar Bowl

TEAM RECORDS

■ RUSHING

ATTEMPTS

55	Tennessee vs. Texas, 1951 Cotton Bowl
54	Tennessee vs. Texas A&M, 1957 Gator Bowl
54	Tennessee vs. Maryland, 1974 Liberty Bowl
54	Tennessee vs. Texas A&M, 2005 Cotton Bowl

FEWEST ATTEMPTS

21	Tennessee vs. Nebraska, 1998 Orange Bowl
23	Tennessee vs. Penn State, 2007 Outback Bowl
24	Tennessee vs. Kansas State, 2001 Cotton Bowl

YARDS

320	Tennessee vs. Arkansas, 1990 Cotton Bowl
295	Tennessee vs. Texas, 1951 Cotton Bowl
283	Tennessee vs. Iowa, 2015, TaxSlayer Bowl
245	Tennessee vs. Virginia Tech, 1994 Gator Bowl

FEWEST YARDS

-14	Tennessee vs. Texas, 1953 Cotton Bowl
38	Tennessee vs. Clemson, 2004 Peach Bowl
44	Tennessee vs. Nebraska, 2000 Fiesta Bowl

YARDS PER ATTEMPT

8.4	Tennessee vs. Arkansas, 1990 Cotton Bowl
7.4	Tennessee vs. Kansas State, 2001 Cotton Bowl
6.4	Tennessee vs. Texas, 1951 Cotton Bowl

FEWEST YARDS PER ATTEMPT

-0.5	Tennessee vs. Texas, 1953 Cotton Bowl
0.2	Tennessee vs. Virginia Tech, 2009 Chick-fil-A Bowl
1.5	Tennessee vs. Clemson, 2004 Peach Bowl

TOUCHDOWNS

4	Tennessee vs. Iowa, 2015, TaxSlayer Bowl
4	Tennessee vs. Virginia Tech, 1994 Gator Bowl
3	Tennessee vs. Tulsa, 1965 Bluebonnet Bowl
3	Tennessee vs. Maryland, 1983 Florida Citrus Bowl
3	Tennessee vs. Miami (Fla.), 1986 Sugar Bowl
3	Tennessee vs. Michigan, 2002 Florida Citrus Bowl

■ PASSING

ATTEMPTS

56	Tennessee vs. Clemson, 2004 Peach Bowl
46	Tennessee vs. Air Force, 1971 Sugar Bowl
45	Tennessee vs. North Carolina, 2010 Music City Bowl

FEWEST ATTEMPTS

6	Tennessee vs. Texas, 1953 Sugar Bowl
6	Tennessee vs. Texas A&M, 1957 Gator Bowl
7	Tennessee vs. Tulsa, 1965 Bluebonnet Bowl

COMPLETIONS

31	Tennessee vs. Clemson, 2004 Peach Bowl
27	Tennessee vs. Northwestern, 1997 Florida Citrus Bowl
27	Tennessee vs. Michigan, 2002 Florida Citrus Bowl
27	Tennessee vs. North Carolina, 2010 Music City Bowl

FEWEST COMPLETIONS

1	Tennessee vs. Baylor, 1957 Sugar Bowl
3	Four times

INTERCEPTIONS

4	Tennessee vs. Rice, 1947 Orange Bowl
4	Tennessee vs. Maryland, 1952 Sugar Bowl
4	Tennessee vs. Baylor, 1957 Sugar Bowl

COMPLETION PERCENTAGE

77.8	Tennessee vs. Indiana, 1988 Peach Bowl
77.2	Tennessee vs. Iowa, 2015, TaxSlayer Bowl
77.1	Tennessee vs. Michigan, 2002 Florida Citrus Bowl
73.1	Tennessee vs. Boston College, 1993 Hall of Fame Bowl

LOWEST COMPLETION PERCENTAGE

10.0	Tennessee vs. Baylor, 1957 Sugar Bowl
21.1	Tennessee vs. Rice, 1947 Orange Bowl
21.4	Tennessee vs. Southern California, 1945 Rose Bowl

YARDS

408	Tennessee vs. Northwestern, 1997 Florida Citrus Bowl
406	Tennessee vs. Michigan, 2002 Florida Citrus Bowl
384	Tennessee vs. Clemson, 2004 Peach Bowl

FEWEST YARDS

16	Tennessee vs. Baylor, 1957 Sugar Bowl
17	Tennessee vs. Southern California, 1945 Rose Bowl
32	Tennessee vs. Rice, 1947 Orange Bowl

YARDS PER ATTEMPT

14.6	Tennessee vs. Florida State, 1999 Fiesta Bowl
11.6	Tennessee vs. Michigan, 2002 Florida Citrus Bowl
11.3	Tennessee vs. Boston College, 1993 Hall of Fame Bowl

FEWEST YARDS PER ATTEMPT

1.2	Tennessee vs. Southern California, 1945 Rose Bowl
1.6	Tennessee vs. Baylor, 1957 Sugar Bowl
1.7	Tennessee vs. Rice, 1947 Orange Bowl

TOUCHDOWNS

4	Tennessee vs. North Carolina, 2010 Music City Bowl
4	Tennessee vs. Northwestern, 1997 Florida Citrus Bowl
3	Tennessee vs. Minnesota, 1986 Liberty Bowl
3	Tennessee vs. Boston College, 1993 Hall of Fame Bowl
3	Tennessee vs. Michigan, 2002 Florida Citrus Bowl
3	Tennessee vs. Texas A&M, 2005 Cotton Bowl

■ TOTAL OFFENSE

PLAYS (RUSHING+PASSING)

88	Tennessee vs. Air Force, 1971 Sugar Bowl
88	Tennessee vs. Penn State, 1992 Fiesta Bowl
85	Tennessee vs. Wisconsin, 1981 Garden State Bowl
85	Tennessee vs. Texas A&M, 2005 Cotton Bowl

FEWEST PLAYS (RUSHING+PASSING)

35*	Tennessee vs. Texas, 1953 Cotton Bowl
40	Tennessee vs. Southern California, 1940 Rose Bowl
49	Tennessee vs. Baylor, 1957 Sugar Bowl
49	Tennessee vs. Kansas State, 2001 Cotton Bowl

YARDS (RUSHING+PASSING)

523	Tennessee vs. Northwestern, 1997 Florida Citrus Bowl
503	Tennessee vs. Michigan, 2002 Florida Citrus Bowl
495	Tennessee vs. Virginia Tech, 1994 Gator Bowl

FEWEST YARDS (RUSHING+PASSING)

32	Tennessee vs. Texas, 1953 Cotton Bowl
137	Tennessee vs. Rice, 1947 Orange Bowl
141	Tennessee vs. Southern California, 1940 Rose Bowl

YARDS/PLAY (RUSHING+PASSING)

7.7	Tennessee vs. Arkansas, 1990 Cotton Bowl
7.4	Tennessee vs. Northwestern, 1997 Florida Citrus Bowl
7.0	Tennessee vs. Michigan, 2002 Florida Citrus Bowl

FEWEST YARDS/PLAY (RUSHING+PASSING)

0.9*	Tennessee vs. Texas, 1953 Cotton Bowl
2.9	Tennessee vs. Maryland, 1952 Sugar Bowl
3.2	Tennessee vs. Texas A&M, 1957 Gator Bowl

■ PUNTING

PUNTS

15	Tennessee vs. Rice, 1947 Orange Bowl
13	Tennessee vs. Southern California, 1945 Rose Bowl
11	Tennessee vs. Southern California, 1940 Rose Bowl

FEWEST PUNTS

1	Tennessee vs. Maryland, 1983 Florida Citrus Bowl
2	Tennessee vs. Oklahoma, 1968 Orange Bowl
2	Tennessee vs. Florida, 1969 Gator Bowl

AVERAGE

52.3	Tennessee vs. Nebraska, 1998 Orange Bowl
47.7	Tennessee vs. Maryland, 2002 Peach Bowl
47.4	Tennessee vs. Wisconsin, 1981 Garden State Bowl

LOWEST AVERAGE

15.0	Tennessee vs. Florida, 1969 Gator Bowl
29.2	Tennessee vs. Kansas State, 2001 Cotton Bowl
31.4	Tennessee vs. Air Force, 1971 Sugar Bowl

■ PUNT RETURNS

RETURNS

6	Tennessee vs. Oklahoma, 1939 Orange Bowl
6	Tennessee vs. Air Force, 1971 Sugar Bowl
6	Tennessee vs. Penn State, 1992 Fiesta Bowl

YARDS

89	Tennessee vs. Virginia Tech, 1994 Gator Bowl
86	Tennessee vs. Air Force, 1971 Sugar Bowl
75	Tennessee vs. Oklahoma, 1939 Orange Bowl

AVERAGE (MIN. 3 RETURNS)

29.7	Tennessee vs. Virginia Tech, 1994 Gator Bowl
14.3	Tennessee vs. Air Force, 1971 Sugar Bowl
13.5	Tennessee vs. Maryland, 1974 Liberty Bowl

■ KICKOFF RETURNS

RETURNS

7	Tennessee vs. Penn State, 1992 Fiesta Bowl
6	Tennessee vs. Virginia, 1991 Sugar Bowl
6	Tennessee vs. Penn State, 1994 Florida Citrus Bowl

YARDS

170	Tennessee vs. Maryland, 1984 Sun Bowl
134	Tennessee vs. Virginia Tech, 2009 Chick-fil-A Bowl
132	Tennessee vs. Penn State, 1992 Fiesta Bowl

AVERAGE (MIN. 3 RETURNS)

42.5*	Tennessee vs. Maryland, 1984 Sun Bowl
32.0	Tennessee vs. Wisconsin, 1981 Garden State Bowl
29.5	Tennessee vs. Oklahoma, 1968 Orange Bowl

■ INTERCEPTIONS

INTERCEPTIONS

4	Tennessee vs. Tulsa, 1965 Bluebonnet Bowl
4	Tennessee vs. Air Force, 1971 Sugar Bowl
4	Tennessee vs. Miami (Fla.), 1986 Sugar Bowl
4	Tennessee vs. Northwestern, 1997 Florida Citrus Bowl

YARDS

104	Tennessee vs. Arkansas, 1971 Liberty Bowl
89	Tennessee vs. Miami (Fla.), 1986 Sugar Bowl
78	Tennessee vs. Kansas State, 2001 Cotton Bowl

■ TURNOVERS

TURNOVERS LOST

6	Tennessee vs. Maryland, 1952 Sugar Bowl
5	Four times

■ FUMBLES

FUMBLES

7	Tennessee vs. Air Force, 1971 Sugar Bowl
6	Tennessee vs. Texas A&M, 1957 Gator Bowl
5	Three times

FUMBLES LOST

3	Tennessee vs. Texas, 1953 Cotton Bowl
3	Tennessee vs. Air Force, 1971 Sugar Bowl
3	Tennessee vs. Penn State, 1992 Fiesta Bowl

■ PENALTIES

PENALTIES

16	Tennessee vs. Oklahoma, 1939 Orange Bowl
13	Tennessee vs. Northwestern, 1997 Florida Citrus Bowl
11	Tennessee vs. Miami (Fla.), 1986 Sugar Bowl

FEWEST PENALTIES

1	Tennessee vs. Texas Tech, 1973 Gator Bowl
1	Tennessee vs. Maryland, 1983 Florida Citrus Bowl
2	Tennessee vs. Southern California, 1940 Rose Bowl
2	Tennessee vs. Maryland, 1952 Sugar Bowl

YARDS

130	Tennessee vs. Oklahoma, 1939 Orange Bowl
125	Tennessee vs. Miami (Fla.), 1986 Sugar Bowl
119	Tennessee vs. Clemson, 2004 Peach Bowl

**FEWEST YARDS**

3	Tennessee vs. Texas Tech, 1973 Gator Bowl
5	Tennessee vs. Maryland, 1983 Florida Citrus Bowl
17	Tennessee vs. Texas, 1969 Cotton Bowl

■ FIRST DOWNS**FIRST DOWNS**

32	Tennessee vs. Texas A&M, 2005 Cotton Bowl
29	Tennessee vs. Northwestern, 1997 Florida Citrus Bowl
28	Tennessee vs. Virginia, 1991 Sugar Bowl
28	Tennessee vs. Clemson, 2004 Peach Bowl

FEWEST FIRST DOWNS

5	Tennessee vs. Rice, 1947 Orange Bowl
6	Tennessee vs. Texas, 1953 Cotton Bowl
8	Tennessee vs. Southern California, 1945 Rose Bowl

FIRST DOWNS (RUSHING)

17	Tennessee vs. Texas A&M, 2005 Cotton Bowl
15	Tennessee vs. Texas, 1951 Cotton Bowl
15	Tennessee vs. Indiana, 1988 Peach Bowl
15	Tennessee vs. Iowa, 2015, TaxSlayer Bowl

FIRST DOWNS (PASSING)

23	Tennessee vs. Northwestern, 1997 Florida Citrus Bowl
20	Tennessee vs. Clemson, 2004 Peach Bowl
18	Tennessee vs. Michigan, 2002 Florida Citrus Bowl

FIRST DOWNS (PENALTY)

5	Tennessee vs. Texas A&M, 2005 Cotton Bowl
4	Tennessee vs. Florida State, 1999 Fiesta Bowl
3	Tennessee vs. North Carolina, 2010 Music City Bowl
3	Tennessee vs. Arkansas, 1971 Liberty Bowl

■ SCORING**POINTS**

48	Tennessee vs. Northwestern (28), 1997 Florida Citrus Bowl
45	Tennessee vs. Virginia Tech (23), 1994 Gator Bowl
45	Tennessee vs. Michigan (17), 2002 Florida Citrus Bowl
45	Tennessee vs. Iowa (28), 2015, TaxSlayer Bowl

FEWEST POINTS

0	Tennessee vs. Southern California (14), 1940 Rose Bowl
0	Tennessee vs. Southern California (25), 1945 Rose Bowl
0	Tennessee vs. Rice (8), 1947 Orange Bowl
0	Tennessee vs. Texas (16), 1953 Cotton Bowl

POINTS (QUARTER)

24	Tennessee vs. Air Force, 1971 Sugar Bowl
21	Tennessee vs. Virginia Tech, 1994 Gator Bowl
21	Tennessee vs. Northwestern, 1997 Florida Citrus Bowl
21	Tennessee vs. Iowa, 2015, TaxSlayer Bowl

POINTS (HALF)

35	Tennessee vs. Virginia Tech, 1994 Gator Bowl
35	Tennessee vs. Iowa, 2015, TaxSlayer Bowl
31	Tennessee vs. Northwestern, 1997 Florida Citrus Bowl
28	Tennessee vs. Texas A&M, 2005 Cotton Bowl

TOUCHDOWNS

6	Tennessee vs. Virginia Tech, 1994 Gator Bowl
6	Tennessee vs. Northwestern, 1997 Florida Citrus Bowl
6	Tennessee vs. Michigan, 2002 Florida Citrus Bowl

6 Tennessee vs. Iowa, 2015, TaxSlayer Bowl**FIELD GOALS ATTEMPTED**

5	Tennessee vs. Air Force, 1971 Sugar Bowl
4	Tennessee vs. Texas Tech, 1973 Gator Bowl
4	Tennessee vs. Wisconsin, 1981 Garden State Bowl

FIELD GOALS MADE

2	Nine times, most recent: Tennessee vs. Northwestern, 1997 Florida Citrus Bowl
---	--

MARGIN OF VICTORY

31	Tennessee (38) vs. Texas A&M (7), 2005 Cotton Bowl
28	Tennessee (35) vs. Miami (Fla.) (7), 1986 Sugar Bowl
28	Tennessee (45) vs. Michigan (17), 2002 Florida Citrus Bowl

MARGIN OF DEFEAT

27	Tennessee (3) vs. Maryland (30), 2002 Peach Bowl
25	Tennessee (0) vs. Southern California (25), 1945 Rose Bowl
25	Tennessee (17) vs. Penn State (42), 1992 Fiesta Bowl
25	Tennessee (17) vs. Nebraska (42), 1998 Orange Bowl

LARGEST MARGIN OVERCOME TO WIN

16	Tennessee vs. Virginia, 1991 Sugar Bowl
7	Tennessee vs. Tulsa, 1943 Sugar Bowl
7	Tennessee vs. Texas, 1951 Cotton Bowl
7	Tennessee vs. Miami (Fla.), 1986 Sugar Bowl
7	Tennessee vs. Ohio State, 1996 Florida Citrus Bowl

LARGEST LEAD RELINQUISHED IN LOSS

21	Tennessee vs. Maryland, 1984 Sun Bowl
10	Tennessee vs. Penn State, 1992 Fiesta Bowl
10	Tennessee vs. Penn State, 1994 Florida Citrus Bowl

OPPONENT INDIVIDUAL RECORDS**■ RUSHING****ATTEMPTS**

31	Tony Hunt, Penn State, 2007 Outback Bowl
29	Floyd Little, Syracuse, 1966 Gator Bowl
29	Ahman Green, Nebraska, 1998 Orange Bowl

YARDS

216	Floyd Little, Syracuse, 1966 Gator Bowl
206	Ahman Green, Nebraska, 1998 Orange Bowl
160	Shaun Draughn, North Carolina, 2010 Music City Bowl
158	Tony Hunt, Penn State, 2007 Outback Bowl

YARDS/ATTEMPT (MIN. 10 ATTEMPTS)

10.0	Jordan Canzeri, Iowa, 2015 TaxSlayer Bowl
9.7	Don Burnside, Southern California, 1945 Rose Bowl
8.9	Tommy Neal, Maryland, 1984 Sun Bowl
8.7	Chad Jasmin, Clemson, 2004 Peach Bowl

TOUCHDOWNS

3	Scott Frost, Nebraska, 1998 Orange Bowl
2	Many times, last Mark Weisman, Iowa, 2015 TaxSlayer Bowl

LONGEST GAIN

70	James Mosley, Texas Tech, 1973 Gator Bowl
58	Shaun Draughn, North Carolina, 2010 Music City Bowl
57	Tommy Neal, Maryland, 1984 Sun Bowl
54	Delbert Shofner, Baylor, 1957 Gator Bowl

54	Floyd Little, Syracuse, 1966 Gator Bowl
54	Terrence Thomas, Texas A&M, 2005 Cotton Bowl

■ PASSING

ATTEMPTS

47	Bill Anderson, Tulsa, 1965 Bluebonnet Bowl
46	Bob Parker, Air Force, 1971 Sugar Bowl
46	Glenn Foley, Boston College, 1993 Hall of Fame Bowl

COMPLETIONS

25	Steve Schnur, Northwestern, 1997 Florida Citrus Bowl
23	T.J. Yates, North Carolina, 2010 Music City Bowl
23	Bill Anderson, Tulsa, 1965 Bluebonnet Bowl
23	Bob Parker, Air Force, 1971 Sugar Bowl
23	Glenn Foley, Boston College, 1993 Hall of Fame Bowl
23	Reggie McNeal, Texas A&M, 2005 Cotton Bowl

CONSECUTIVE COMPLETIONS

9	Glenn Dobbs, Tulsa, 1943 Sugar Bowl
---	-------------------------------------

INTERCEPTIONS

4	Bill Anderson, Tulsa, 1965 Bluebonnet Bowl
4	Bob Parker, Air Force, 1971 Sugar Bowl
3	Four times

COMPLETION PERCENTAGE (MIN. 10 ATTEMPTS)

75.0	Scott Frost, Nebraska, 1998 Orange Bowl
73.1	Chuck Long, Iowa, 1982 Peach Bowl
72.7	Joe Barnes, Texas Tech, 1973 Gator Bowl

YARDS

304	Chuck Long, Iowa, 1982 Peach Bowl
303	Mark Herrmann, Purdue, 1979 Bluebonnet Bowl
268	Glenn Foley, Boston College, 1993 Hall of Fame Bowl

YARDS/ATTEMPT (MIN. 10 ATTEMPTS)

15.4	James Street, Texas, 1969 Cotton Bowl
14.0	Joe Barnes, Texas Tech, 1973 Gator Bowl
12.3	Tyrod Taylor, Virginia Tech, 2009 Chick-fil-A Bowl

TOUCHDOWNS

4	Tony Sacca, Penn State, 1992 Fiesta Bowl
3	Mark Herrmann, Purdue, 1979 Bluebonnet Bowl
3	Chuck Long, Iowa, 1982 Peach Bowl

LONGEST GAIN

79	James Street to Cotton Speyrer, Texas, 1969 Cotton Bowl
79	Joe Barnes to Lawrence Williams, Texas Tech, 1973 Gator Bowl
67	Quinn Grovey to Billy Winston, Arkansas, 1990 Cotton Bowl

■ TOTAL OFFENSE

PLAYS (RUSHING+PASSING)

52	Bill Anderson, Tulsa, 1965 Bluebonnet Bowl
52	Bob Parker, Air Force, 1971 Sugar Bowl
52	Glenn Foley, Boston College, 1993 Hall of Fame Bowl
52	Steve Schnur, Northwestern, 1997 Florida Citrus Bowl

YARDS (RUSHING+PASSING)

308	Jon Beasley, Kansas State, 2001 Cotton Bowl
306	Chuck Long, Iowa, 1982 Peach Bowl
265	Mark Herrmann, Purdue, 1979 Bluebonnet Bowl

YARDS/PLAY

(RUSHING+PASSING) (MIN. 20 ATTEMPTS)

9.5	James Street, Texas, 1969 Cotton Bowl
9.4	Jordan Canzeri, Iowa, 2015 TaxSlayer Bowl
8.4	Joe Barnes, Texas Tech, 1973 Gator Bowl
8.0	Chuck Long, Iowa, 1982 Peach Bowl

■ RECEIVING

RECEPTIONS

10	Paul Bassa, Air Force, 1971 Sugar Bowl
10	D'Wayne Bates, Northwestern, 1997 Florida Citrus Bowl
10	Brian Musso, Northwestern, 1997 Florida Citrus Bowl

YARDS

168	Dave Moritz, Iowa, 1982 Peach Bowl
161	Cotton Speyrer, Texas, 1969 Cotton Bowl
150	Ernie Jones, Indiana, 1988 Peach Bowl

YARDS/RECEPTION (MIN. 3 RECEPTIONS)

32.2	Cotton Speyrer, Texas, 1969 Cotton Bowl
31.3	Lawrence Williams, Texas Tech, 1973 Gator Bowl
24.7	Thad McFadden, Wisconsin, 1981 Garden State Bowl

TOUCHDOWNS

2	Cotton Speyrer, Texas, 1969 Cotton Bowl
2	Dave Young, Purdue, 1979 Bluebonnet Bowl
2	Ronnie Harmon, Iowa, 1982 Peach Bowl
2	Pete Mitchell, Boston College, 1993 Hall of Fame Bowl
2	Quincy Morgan, Kansas State, 2001 Cotton Bowl

LONGEST GAIN

79	Cotton Speyrer from James Street, Texas, 1969 Cotton Bowl
79	Lawrence Williams from Joe Barnes, Texas Tech, 1973 Gator Bowl
67	Billy Winston from Quinn Grovey, Arkansas, 1990 Cotton Bowl

■ PUNTING

PUNTS

13	Hugh McCullough, Oklahoma, 1939 Orange Bowl
13	Hugh Keeney, Rice, 1947 Orange Bowl
9	Doug Helkowski, Penn State, 1992 Fiesta Bowl
9	Keith Cottrell, Florida State, 1999 Fiesta Bowl

AVERAGE (MIN. 3 PUNTS)

50.3	Brooks Bernard, Maryland, 2002 Peach Bowl
48.1	Brent Bartholomew, Ohio State, 1996 Florida Citrus Bowl
47.9	Doug Helkowski, Penn State, 1992 Fiesta Bowl

LONGEST PUNT

78	Glenn Dobbs, Tulsa, 1943 Sugar Bowl
74	Bill Bradley, Texas, 1969 Cotton Bowl
70	Hugh McCullough, Oklahoma, 1939 Orange Bowl

■ PUNT RETURNS

RETURNS

6	Dimitrios Stanley, Ohio State, 1996 Florida Citrus Bowl
4	Five times

YARDS

95	Steve Suter, Maryland, 2002 Peach Bowl
71	O.J. McDuffie, Penn State, 1992 Fiesta Bowl
69	Bobby Newcombe, Nebraska, 2000 Fiesta Bowl

**AVERAGE (MIN. 3 RETURNS)**

23.8	Steve Suter, Maryland, 2002 Peach Bowl
23.0	Bobby Newcombe, Nebraska, 2000 Fiesta Bowl
21.6	Derrick Hamilton, Clemson, 2004 Peach Bowl

LONGEST RETURN

79	Steve Suter, Maryland, 2002 Peach Bowl
63	Bob Smith, Maryland, 1974 Liberty Bowl
60	Bobby Newcombe, Nebraska, 2000 Fiesta Bowl

■ KICKOFF RETURNS**RETURNS**

8*	Todd Howard, Michigan, 2002 Florida Citrus Bowl
6	Dave Beazley, Northwestern, 1997 Florida Citrus Bowl
5	Tommy Neal, Maryland, 1983 Florida Citrus Bowl
5	J.C. Penny, Miami (Fla.), 1986 Sugar Bowl

YARDS

181	Tommy Neal, Maryland, 1983 Florida Citrus Bowl
137	Dave Beazley, Northwestern, 1997 Florida Citrus Bowl
125	Todd Howard, Michigan, 2002 Florida Citrus Bowl

AVERAGE (MIN. 2 RETURNS)

36.2	Tommy Neal, Maryland, 1983 Florida Citrus Bowl
32.0	Thad McFadden, Wisconsin, 1981 Garden State Bowl
30.7	David Gilreath, Wisconsin, 2008 Outback Bowl

LONGEST RETURN

80	Tommy Neal, Maryland, 1983 Florida Citrus Bowl
60	David Gilreath, Wisconsin, 2008 Outback Bowl
52	Bobby Peters, Baylor, 1957 Sugar Bowl

■ INTERCEPTIONS**INTERCEPTIONS**

3	Louis Campbell, Arkansas, 1971 Liberty Bowl
2	Ed Fullerton, Maryland, 1952 Sugar Bowl
2	Arthur Beall, Baylor, 1957 Sugar Bowl
2	Marcus McKinnie, Purdue, 1979 Bluebonnet Bowl
2	Tom Campbell, Texas, 1969 Cotton Bowl
2	Reggie Givens, Penn State, 1992 Fiesta Bowl

YARDS

54	Curome Cox, Maryland, 2002 Peach Bowl
49	Ed Fullerton, Maryland, 1952 Sugar Bowl
47	Rock Cartwright, Kansas State, 2001 Cotton Bowl

LONGEST RETURN

54	Curome Cox, Maryland, 2002 Peach Bowl
47	Rock Cartwright, Kansas State, 2001 Cotton Bowl
46	Ed Fullerton, Maryland, 1952 Sugar Bowl

■ ALL-PURPOSE**PLAYS (RUSHING+RECEIVING+ALL RETURNS)**

36	Floyd Little, Syracuse, 1966 Gator Bowl
32	Ahman Green, Nebraska, 1998 Orange Bowl
32	Tony Hunt, Penn State, 2007 Outback Bowl

YARDS (RUSHING+RECEIVING+ALL RETURNS)

279	Floyd Little, Syracuse, 1966 Gator Bowl
246	Ernie Jones, Indiana, 1988 Peach Bowl
237	Ahman Green, Nebraska, 1998 Orange Bowl

YARDS/PLAY

(RUSHING+RECEIVING+ALL RETURNS) (MIN. 10 PLAYS)

22.4	Ernie Jones, Indiana, 1988 Peach Bowl
20.3	Thad McFadden, Wisconsin, 1981 Garden State Bowl
16.7	Bobby Engram, Penn State, 1994 Florida Citrus Bowl

■ SCORING**POINTS**

18	Scott Frost, Nebraska, 1998 Orange Bowl
14	Cotton Speyrer, Texas, 1969 Cotton Bowl
14	Barry Foster, Arkansas, 1990 Cotton Bowl

POINTS BY KICKING

15	Jess Atkinson, Maryland, 1983 Florida Citrus Bowl
12	Casey Barth, North Carolina, 2010 Music City Bowl
12	Nick Novak, Maryland, 2002 Peach Bowl
10	Jake McInerney, Virginia, 1991 Sugar Bowl

TOUCHDOWNS

3	Scott Frost, Nebraska, 1998 Orange Bowl
2	Many times, last Mark Weisman, Iowa, 2015 TaxSlayer Bowl

POINT-AFTER TDS ATTEMPTED

6	Craig Fayak, Penn State, 1992 Fiesta Bowl
6	Kris Brown, Nebraska, 1998 Orange Bowl
5	Jamie Rheem, Kansas State, 2001 Cotton Bowl

POINT-AFTER TDS MADE

6	Craig Fayak, Penn State, 1992 Fiesta Bowl
6	Kris Brown, Nebraska, 1998 Orange Bowl
5	Jamie Rheem, Kansas State, 2001 Cotton Bowl

FIELD GOALS ATTEMPTED

6#	Jess Atkinson, Maryland, 1983 Florida Citrus Bowl
5	Kevin Kelly, Penn State, 2007 Outback Bowl
4	Jake McInerney, Virginia, 1991 Sugar Bowl
4	Aaron Hunt, Clemson, 2004 Peach Bowl

FIELD GOALS MADE

5#	Jess Atkinson, Maryland, 1983 Florida Citrus Bowl
3	Casey Barth, North Carolina, 2010 Music City Bowl
3	Jake McInerney, Virginia, 1991 Sugar Bowl
3	Nick Novak, Maryland, 2002 Peach Bowl
3	Matt Waldron, Virginia Tech, 2009 Chick-fil-A Bowl

LONGEST MADE FIELD GOAL

52	Pete Stoyanovich, Indiana, 1988 Peach Bowl
48	Jess Atkinson, Maryland, 1983 Florida Citrus Bowl
46	Matt Waldron, Virginia Tech, 2009 Chick-fil-A Bowl

■ TACKLES**TACKLES**

17	Eric Wilson, Maryland, 1983 Florida Citrus Bowl
16	Harry Walters, Maryland, 1974 Liberty Bowl
16	Randy White, Maryland, 1974 Liberty Bowl

TACKLES FOR LOSS

4	Matt Finkes, Ohio State, 1996 Florida Citrus Bowl
4	E.J. Henderson, Maryland, 2002 Peach Bowl
4	Jonathan Casillas, Wisconsin, 2008 Outback Bowl

SACKS

2	Aaron Wills, Nebraska, 2000 Fiesta Bowl
2	Chris Johnson, Kansas State, 2001 Cotton Bowl
2	E.J. Henderson, Maryland, 2002 Peach Bowl
2	Nekos Brown, Virginia Tech, 2009 Chick-fil-A Bowl

PASSES BROKEN UP

4	Tom Campbell, Texas, 1969 Cotton Bowl
4	Matt VandenBoom, Wisconsin, 1981 Garden State Bowl

OPPONENT TEAM RECORDS

RUSHING

ATTEMPTS

78	Texas vs. Tennessee, 1953 Cotton Bowl
72	Arkansas vs. Tennessee, 1990 Cotton Bowl
68	Nebraska vs. Tennessee, 1998 Orange Bowl

FEWEST ATTEMPTS

16	Oklahoma vs. Tennessee, 1939 Orange Bowl
18	Texas A&M vs. Tennessee, 2005 Cotton Bowl
24	Tulsa vs. Tennessee, 1965 Bluebonnet Bowl
24	Air Force vs. Tennessee, 1971 Sugar Bowl

YARDS

409	Nebraska vs. Tennessee, 1998 Orange Bowl
361	Arkansas vs. Tennessee, 1990 Cotton Bowl
348	Syracuse vs. Tennessee, 1966 Gator Bowl

FEWEST YARDS

-39	Tulsa vs. Tennessee, 1943 Sugar Bowl
-12	Air Force vs. Tennessee, 1971 Sugar Bowl
25	Oklahoma vs. Tennessee, 1939 Orange Bowl

YARDS PER ATTEMPT

6.1	Syracuse vs. Tennessee, 1966 Gator Bowl
6.0	Nebraska vs. Tennessee, 1998 Orange Bowl
5.7	Nebraska vs. Tennessee, 2000 Fiesta Bowl

FEWEST YARDS PER ATTEMPT

-0.5	Air Force vs. Tennessee, 1971 Sugar Bowl
1.1	Miami (Fla.) vs. Tennessee, 1986 Sugar Bowl
1.5	Northwestern vs. Tennessee, 1997 Florida Citrus Bowl

TOUCHDOWNS

6	Nebraska vs. Tennessee, 1998 Orange Bowl
4	Maryland vs. Tennessee, 1984 Sun Bowl
4	Virginia Tech vs. Tennessee, 2009 Chick-fil-A Bowl

■ PASSING

ATTEMPTS

51	Northwestern vs. Tennessee, 1997 Florida Citrus Bowl
47	Tulsa vs. Tennessee, 1965 Bluebonnet Bowl
47	Boston College vs. Tennessee, 1993 Hall of Fame Bowl

FEWEST ATTEMPTS

4	Rice vs. Tennessee, 1947 Orange Bowl
7	Syracuse vs. Tennessee, 1966 Gator Bowl
8	Texas vs. Tennessee, 1953 Cotton Bowl
8	Texas A&M vs. Tennessee, 1957 Gator Bowl

COMPLETIONS

27	Northwestern vs. Tennessee, 1997 Florida Citrus Bowl
23	Seven times

FEWEST COMPLETIONS

0#	Rice vs. Tennessee, 1947 Orange Bowl
2	Texas vs. Tennessee, 1953 Cotton Bowl
2	Syracuse vs. Tennessee, 1966 Gator Bowl

INTERCEPTIONS

4	Tulsa vs. Tennessee, 1965 Bluebonnet Bowl
4	Air Force vs. Tennessee, 1971 Sugar Bowl
4	Miami (Fla.) vs. Tennessee, 1986 Sugar Bowl
4	Northwestern vs. Tennessee, 1997 Florida Citrus Bowl

COMPLETION PERCENTAGE

75.0	Nebraska vs. Tennessee, 1998 Orange Bowl
73.1	Iowa vs. Tennessee, 1982 Peach Bowl
72.7	Texas Tech vs. Tennessee, 1973 Gator Bowl

LOWEST COMPLETION PERCENTAGE

0.0#	Rice vs. Tennessee, 1947 Orange Bowl
25.0	Texas vs. Tennessee, 1953 Sugar Bowl (2 of 8)
27.3	Baylor vs. Tennessee, 1957 Sugar Bowl (3 of 11)

YARDS

343	Michigan vs. Tennessee, 2002 Florida Citrus Bowl
304	Iowa vs. Tennessee, 1982 Peach Bowl
303	Purdue vs. Tennessee, 1979 Bluebonnet Bowl

FEWEST YARDS

0	Rice vs. Tennessee, 1947 Orange Bowl
16	Syracuse vs. Tennessee, 1966 Gator Bowl
24	Baylor vs. Tennessee, 1957 Sugar Bowl

YARDS PER ATTEMPT

16.7	Texas vs. Tennessee, 1969 Cotton Bowl
14.0	Texas Tech vs. Tennessee, 1973 Gator Bowl
11.7	Iowa vs. Tennessee, 1982 Peach Bowl

FEWEST YARDS PER ATTEMPT

0.0	Rice vs. Tennessee, 1947 Orange Bowl
2.2	Baylor vs. Tennessee, 1957 Sugar Bowl
2.6	Oklahoma vs. Tennessee, 1939 Orange Bowl

TOUCHDOWNS

4	Penn State vs. Tennessee, 1992 Fiesta Bowl
3	Purdue vs. Tennessee, 1979 Bluebonnet Bowl
3	Iowa vs. Tennessee, 1982 Peach Bowl

■ TOTAL OFFENSE

PLAYS (RUSHING+PASSING)

94	Arkansas vs. Tennessee, 1990 Cotton Bowl
92	Purdue vs. Tennessee, 1979 Bluebonnet Bowl
86	Texas vs. Tennessee, 1953 Cotton Bowl
86	Kansas State vs. Tennessee, 2001 Cotton Bowl

FEWEST PLAYS (RUSHING+PASSING)

43	Oklahoma vs. Tennessee, 1939 Orange Bowl
48	Texas A&M vs. Tennessee, 1957 Gator Bowl
50	Boston College vs. Tennessee, 1941 Sugar Bowl

YARDS (RUSHING+PASSING)

568	Arkansas vs. Tennessee, 1990 Cotton Bowl
534	Nebraska vs. Tennessee, 1998 Orange Bowl
513	Texas vs. Tennessee, 1969 Cotton Bowl

**FEWEST YARDS (RUSHING+PASSING)**

94	Oklahoma vs. Tennessee, 1939 Orange Bowl
129	Tulsa vs. Tennessee, 1943 Sugar Bowl
169	Texas A&M vs. Tennessee, 1957 Gator Bowl

YARDS/PLAY (RUSHING+PASSING)

6.9	Texas vs. Tennessee, 1969 Cotton Bowl
6.7	Nebraska vs. Tennessee, 1998 Orange Bowl
6.7	Virginia Tech vs. Tennessee, 2009 Chick-fil-A Bowl

FEWEST YARDS/PLAY (RUSHING+PASSING)

2.2	Oklahoma vs. Tennessee, 1939 Orange Bowl
3.2	Air Force vs. Tennessee, 1971 Sugar Bowl
3.5	Three times

■ PUNTING**PUNTS**

14	Tulsa vs. Tennessee, 1943 Sugar Bowl
13	Oklahoma vs. Tennessee, 1939 Orange Bowl
13	Rice vs. Tennessee, 1947 Orange Bowl

FEWEST PUNTS

0	Maryland vs. Tennessee, 1983 Florida Citrus Bowl
1	Virginia vs. Tennessee, 1991 Sugar Bowl
2	Syracuse vs. Tennessee, 1966 Gator Bowl

AVERAGE

50.3	Maryland vs. Tennessee, 2002 Peach Bowl
48.1	Ohio State vs. Tennessee, 1996 Florida Citrus Bowl
48.0	Virginia vs. Tennessee, 1991 Sugar Bowl

LOWEST AVERAGE

29.3	Texas vs. Tennessee, 1951 Cotton Bowl
30.6	Indiana vs. Tennessee, 1988 Peach Bowl
31.6	Florida vs. Tennessee, 1969 Gator Bowl

■ PUNT RETURNS**RETURNS**

7	Oklahoma vs. Tennessee, 1939 Orange Bowl
7	Southern California vs. Tennessee, 1940 Rose Bowl
6	Ohio State vs. Tennessee, 1996 Florida Citrus Bowl

YARDS

95	Maryland vs. Tennessee, 2002 Peach Bowl
76	Maryland vs. Tennessee, 1974 Liberty Bowl
73	Penn State vs. Tennessee, 1992 Fiesta Bowl

AVERAGE (MIN. 3 RETURNS)

23.8	Maryland vs. Tennessee, 2002 Peach Bowl
18.0	Nebraska vs. Tennessee, 2000 Fiesta Bowl
16.8	Clemson vs. Tennessee, 2004 Peach Bowl

■ KICKOFF RETURNS**RETURNS**

8	Michigan vs. Tennessee, 2002 Florida Citrus Bowl
7	Virginia Tech vs. Tennessee, 1994 Gator Bowl
6	Arkansas vs. Tennessee, 1990 Cotton Bowl
6	Northwestern vs. Tennessee, 1997 Florida Citrus Bowl
6	Iowa vs. Tennessee, 2015 TaxSlayer Bowl

YARDS

181	Maryland vs. Tennessee, 1983 Florida Citrus Bowl
137	Northwestern vs. Tennessee, 1997 Florida Citrus Bowl
125	Michigan vs. Tennessee, 2002 Florida Citrus Bowl

AVERAGE (MIN. 3 RETURNS)

36.2	Maryland vs. Tennessee, 1983 Florida Citrus Bowl
29.8	Wisconsin vs. Tennessee, 1981 Garden State Bowl
29.7	Penn State vs. Tennessee, 1992 Fiesta Bowl

■ INTERCEPTIONS**INTERCEPTIONS**

4	Rice vs. Tennessee, 1947 Orange Bowl
4	Maryland vs. Tennessee, 1952 Sugar Bowl
4	Baylor vs. Tennessee, 1957 Sugar Bowl

YARDS

70	Maryland vs. Tennessee, 1952 Sugar Bowl
69	Florida State vs. Tennessee, 1999 Fiesta Bowl
62	Kansas State vs. Tennessee, 2001 Cotton Bowl

■ TURNOVERS**TURNOVERS LOST**

8	Air Force vs. Tennessee, 1971 Sugar Bowl
7	Tulsa vs. Tennessee, 1965 Bluebonnet Bowl
6	Miami (Fla.) vs. Tennessee, 1986 Sugar Bowl

■ FUMBLES**FUMBLES**

7	Maryland vs. Tennessee, 1952 Sugar Bowl
7	Air Force vs. Tennessee, 1971 Sugar Bowl
5	Four times

FUMBLES LOST

4	Air Force vs. Tennessee, 1971 Sugar Bowl
4	Texas A&M vs. Tennessee, 2005 Cotton Bowl
3	Six times

■ PENALTIES**PENALTIES**

15	Miami (Fla.) vs. Tennessee, 1986 Sugar Bowl
12	Maryland vs. Tennessee, 1952 Sugar Bowl
12	Florida State vs. Tennessee, 1999 Fiesta Bowl

FEWEST PENALTIES

0	Air Force vs. Tennessee, 1971 Sugar Bowl
1	Tulsa vs. Tennessee, 1965 Bluebonnet Bowl
2	Four times

PENALTY YARDS

120	Maryland vs. Tennessee, 1952 Sugar Bowl
120	Miami (Fla.) vs. Tennessee, 1986 Sugar Bowl
110	Florida State vs. Tennessee, 1999 Fiesta Bowl

FEWEST PENALTY YARDS

0	Air Force vs. Tennessee, 1971 Sugar Bowl
10	Oklahoma vs. Tennessee, 1968 Orange Bowl
10	Maryland vs. Tennessee, 2002 Peach Bowl
10	Wisconsin vs. Tennessee, 2008 Outback Bowl

■ FIRST DOWNS**FIRST DOWNS**

31	Purdue vs. Tennessee, 1979 Bluebonnet Bowl
31	Arkansas vs. Tennessee, 1990 Cotton Bowl
30	Nebraska vs. Tennessee, 1998 Orange Bowl

FEWEST FIRST DOWNS

8	Texas A&M vs. Tennessee, 1957 Gator Bowl
9	Rice vs. Tennessee, 1947 Orange Bowl
10	Tulsa vs. Tennessee, 1943 Sugar Bowl

FIRST DOWNS (RUSHING)

22	Nebraska vs. Tennessee, 1998 Orange Bowl
21	Arkansas vs. Tennessee, 1990 Cotton Bowl
19	Syracuse vs. Tennessee, 1966 Gator Bowl

FIRST DOWNS (PASSING)

14	Iowa vs. Tennessee, 1982 Peach Bowl
14	Boston College vs. Tennessee, 1993 Hall of Fame Bowl
13	Three times

FIRST DOWNS (PENALTY)

6#	Clemson vs. Tennessee, 2004 Peach Bowl
5	Miami (Fla.) vs. Tennessee, 1986 Sugar Bowl
4	North Carolina vs. Tennessee, 2010 Music City Bowl
4	Arkansas vs. Tennessee, 1971 Liberty Bowl
4	Northwestern vs. Tennessee, 1997 Florida Citrus Bowl

■ SCORING

POINTS

42	Penn State vs. Tennessee (17), 1992 Fiesta Bowl
42	Nebraska vs. Tennessee (17), 1998 Orange Bowl
37	Virginia Tech vs. Tennessee (17), 2009 Chick-fil-A Bowl

FEWEST POINTS

0	Texas A&M vs. Tennessee (3), 1957 Gator Bowl
3	Maryland vs. Tennessee (7), 1974 Liberty Bowl
6	Tulsa vs. Tennessee (27), 1965 Liberty Bowl

POINTS (QUARTER)

22	Maryland vs. Tennessee, 1984 Sun Bowl
21	Penn State vs. Tennessee, 1992 Fiesta Bowl
21	Iowa vs. Tennessee, 1982 Peach Bowl
21	Northwestern vs. Tennessee, 1997 Florida Citrus Bowl
21	Nebraska vs. Tennessee, 1998 Orange Bowl
21	Iowa vs. Tennessee, 2015 TaxSlayer Bowl

POINTS (HALF)

35	Penn State vs. Tennessee, 1992 Fiesta Bowl
28	Texas vs. Tennessee, 1969 Cotton Bowl
28	Maryland vs. Tennessee, 1984 Sun Bowl
28	Nebraska vs. Tennessee, 1998 Orange Bowl

TOUCHDOWNS

6	Penn State vs. Tennessee, 1992 Fiesta Bowl
6	Nebraska vs. Tennessee, 1998 Orange Bowl
5	Texas vs. Tennessee, 1969 Cotton Bowl
5	Kansas State vs. Tennessee, 2001 Cotton Bowl

FIELD GOAL ATTEMPTS

6	Maryland vs. Tennessee, 1983 Florida Citrus Bowl
5	Penn State vs. Tennessee, 2007 Outback Bowl
4	Virginia vs. Tennessee, 1991 Sugar Bowl
4	Clemson vs. Tennessee, 2004 Peach Bowl

FIELD GOALS MADE

5#	Maryland vs. Tennessee, 1983 Florida Citrus Bowl
3	North Carolina vs. Tennessee, 2010 Music City Bowl
3	Virginia vs. Tennessee, 1991 Sugar Bowl
3	Maryland vs. Tennessee, 2002 Peach Bowl
3	Virginia Tech vs. Tennessee, 2009 Chick-fil-A Bowl

BOTH TEAM RECORDS

■ RUSHING

ATTEMPTS

110	Tennessee (38) vs. Arkansas (72), 1990 Cotton Bowl
107	Tennessee (29) vs. Texas (78), 1953 Cotton Bowl
104	Tennessee (49) vs. Texas Tech (55), 1973 Gator Bowl

FEWEST ATTEMPTS

58	Tennessee (29) vs. North Carolina (29), 2010 Music City Bowl
60	Tennessee (32) vs. Northwestern (28), 1997 Florida Citrus Bowl
60	Tennessee (26) vs. Clemson (34), 2004 Peach Bowl
63	Tennessee (23) vs. Penn State (40), 2007 Outback Bowl

YARDS

681	Tennessee (320) vs. Arkansas (361), 1990 Cotton Bowl
537	Tennessee (128) vs. Nebraska (409), 1998 Orange Bowl
527	Tennessee (283) vs. Iowa (244), 2015 TaxSlayer Bowl
478	Tennessee (191) vs. Virginia (296), 1991 Sugar Bowl

FEWEST YARDS

74	Tennessee (86) vs. Air Force (-12), 1971 Sugar Bowl
158	Tennessee (115) vs. Northwestern (43), 1997 Florida Citrus Bowl
169	Tennessee (208) vs. Tulsa (-39), 1943 Sugar Bowl

■ PASSING

ATTEMPTS

96	Tennessee (56) vs. Clemson (40), 2004 Peach Bowl
92	Tennessee (46) vs. Air Force (46), 1971 Sugar Bowl
90	Tennessee (39) vs. Northwestern (51), 1997 Florida Citrus Bowl

FEWEST ATTEMPTS

14	Tennessee (6) vs. Texas (8), 1953 Cotton Bowl
14	Tennessee (6) vs. Texas A&M (8), 1957 Gator Bowl
21	Tennessee (10) vs. Baylor (11), 1957 Sugar Bowl

COMPLETIONS

54	Tennessee (27) vs. Northwestern (27), 1997 Florida Citrus Bowl
53	Tennessee (31) vs. Clemson (22), 2004 Peach Bowl
50	Tennessee (27) vs. North Carolina (23), 2010 Music City Bowl
48	Tennessee (27) vs. Michigan (21), 2002 Florida Citrus Bowl

FEWEST COMPLETIONS

4	Tennessee (4) vs. Rice (0), 1947 Orange Bowl
4	Tennessee (1) vs. Baylor (3), 1957 Sugar Bowl
5	Tennessee (3) vs. Texas (2), 1953 Cotton Bowl

INTERCEPTIONS

6	Tennessee (4) vs. Rice (2), 1947 Orange Bowl
6	Tennessee (2) vs. Air Force (4), 1971 Sugar Bowl
6	Tennessee (3) vs. Arkansas (3), 1971 Liberty Bowl

YARDS

650	Tennessee (408) vs. Northwestern (242), 1997 Florida Citrus Bowl
646	Tennessee (406) vs. Michigan (240), 2002 Florida Citrus Bowl
630	Tennessee (384) vs. Clemson (246), 2004 Peach Bowl

**FEWEST YARDS**

32	Tennessee (32) vs. Rice (0), 1947 Orange Bowl
40	Tennessee (16) vs. Baylor (24), 1957 Sugar Bowl
62	Tennessee (17) vs. Southern California (45), 1945 Rose Bowl

TOUCHDOWN PASSES

6	Tennessee (4) vs. Northwestern (2), 1997 Florida Citrus Bowl
5	Tennessee (1) vs. Penn State (4), 1992 Fiesta Bowl
5	Tennessee (3) vs. Boston College (2), 1993 Hall of Fame Bowl
5	Tennessee (3) vs. Michigan (2), 2002 Florida Citrus Bowl

■ TOTAL OFFENSE**PLAYS (RUSHING+PASSING)**

169	Tennessee (77) vs. Purdue (92), 1979 Bluebonnet Bowl
161	Tennessee (85) vs. Wisconsin (76), 1981 Garden State Bowl
158	Tennessee (88) vs. Air Force (70), 1971 Sugar Bowl

FEWEST PLYS (RUSHING+PASSING)

107#	Tennessee (64) vs. Oklahoma (43), 1939 Orange Bowl
108	Tennessee (60) vs. Texas A&M (48), 1957 Gator Bowl
112	Tennessee (40) vs. Southern California (72), 1940 Rose Bowl

YARDS (RUSHING+PASSING)

1,038	Tennessee (470) vs. Arkansas (568), 1990 Cotton Bowl
921	Tennessee (495) vs. Virginia Tech (426), 1994 Gator Bowl
882	Tennessee (461) vs. Iowa (421), 2015 TaxSlayer Bowl
863	Tennessee (380) vs. Purdue (483), 1979 Bluebonnet Bowl

FEWEST YARDS (RUSHING+PASSING)

333	Tennessee (32) vs. Texas (301), 1953 Cotton Bowl
345	Tennessee (137) vs. Rice (208), 1947 Orange Bowl
354	Tennessee (260) vs. Oklahoma (94), 1939 Orange Bowl

YARDS/PLAY (RUSHING+PASSING)

6.7	Tennessee vs. Arkansas, 1990 Cotton Bowl
6.3	Tennessee vs. Iowa, 2015 TaxSlayer Bowl
6.2	Tennessee vs. Nebraska, 1998 Orange Bowl
6.1	Tennessee vs. Virginia Tech, 1994 Gator Bowl

FEWEST YARDS/PLAY (RUSHING+PASSING)

2.8	Tennessee vs. Texas, 1953 Cotton Bowl
3.3	Tennessee vs. Oklahoma, 1939 Orange Bowl
3.3	Tennessee vs. Texas A&M, 1957 Gator Bowl

■ PUNTING**PUNTS**

28#	Tennessee (15) vs. Rice (13), 1947 Orange Bowl
25	Tennessee (12) vs. Oklahoma (13), 1939 Orange Bowl
19	Tennessee (11) vs. Southern California (8), 1940 Rose Bowl

FEWEST PUNTS

1	Tennessee (1) vs. Maryland (0), 1983 Florida Citrus Bowl
3	Tennessee (2) vs. Virginia (1), 1991 Sugar Bowl
5	Tennessee (3) vs. Syracuse (2), 1966 Gator Bowl

AVERAGE

48.6	Tennessee vs. Maryland, 2002 Peach Bowl
------	---

47.0	Tennessee vs. Maryland, 1983 Florida Citrus Bowl
47.0	Tennessee vs. Nebraska, 1998 Orange Bowl

LOWEST AVERAGE

27.9	Tennessee vs. Florida, 1969 Gator Bowl
30.8	Tennessee vs. Texas, 1951 Cotton Bowl
31.1	Tennessee vs. Kansas State, 2001 Cotton Bowl

■ PUNT RETURNS**RETURNS**

13	Tennessee (6) vs. Oklahoma (7), 1939 Orange Bowl
11	Tennessee (8) vs. Air Force (3), 1971 Sugar Bowl
11	Tennessee (6) vs. Penn State (5), 1992 Fiesta Bowl

YARDS

130	Tennessee (54) vs. Maryland (76), 1974 Liberty Bowl
122	Tennessee (49) vs. Penn State (73), 1992 Fiesta Bowl
107	Tennessee (89) vs. Virginia Tech (18), 1994 Gator Bowl

AVERAGE

23.8	Tennessee vs. Maryland, 2002 Peach Bowl
21.7	Tennessee vs. Maryland, 1974 Liberty Bowl
21.4	Tennessee vs. Virginia Tech, 1994 Gator Bowl

■ KICKOFF RETURNS**RETURNS**

11	Tennessee (5) vs. Arkansas (6), 1990 Cotton Bowl
11	Tennessee (6) vs. Virginia (5), 1991 Sugar Bowl
11	Tennessee (4) vs. Virginia Tech (7), 1994 Gator Bowl
11	Tennessee (3) vs. Michigan (8), 2002 Florida Citrus Bowl

YARDS

247	Tennessee (128) vs. Wisconsin (119), 1981 Garden State Bowl
247	Tennessee (66) vs. Maryland (181), 1983 Florida Citrus Bowl
234	Tennessee (126) vs. Virginia (108), 1991 Sugar Bowl

AVERAGE

30.9	Tennessee vs. Wisconsin, 1981 Garden State Bowl
30.9	Tennessee vs. Maryland, 1983 Florida Citrus Bowl
25.1	Tennessee vs. Oklahoma, 1968 Orange Bowl

■ INTERCEPTION RETURNS**INTERCEPTIONS**

6	Tennessee (2) vs. Rice (4), 1947 Orange Bowl
6	Tennessee (4) vs. Air Force (2), 1971 Sugar Bowl
6	Tennessee (3) vs. Arkansas (3), 1971 Liberty Bowl

YARDS

143	Tennessee (74) vs. Florida State (69), 1999 Fiesta Bowl
140	Tennessee (78) vs. Kansas State (62), 2001 Cotton Bowl
116	Tennessee (104) vs. Arkansas (12), 1971 Liberty Bowl

■ TURNOVERS**TURNOVERS LOST**

13	Tennessee (5) vs. Air Force (8), 1971 Sugar Bowl
10	Tennessee (6) vs. Maryland (4), 1952 Sugar Bowl
10	Tennessee (3) vs. Tulsa (7), 1965 Bluebonnet Bowl

■ FUMBLES**FUMBLES**

14	Tennessee (7) vs. Air Force (7), 1971 Sugar Bowl
----	--

10	Tennessee (5) vs. Texas (5), 1953 Cotton Bowl
9	Tennessee (2) vs. Maryland (7), 1952 Sugar Bowl
9	Tennessee (6) vs. Texas A&M (3), 1957 Gator Bowl

FUMBLES LOST

7	Tennessee (3) vs. Air Force (4), 1971 Sugar Bowl
6	Tennessee (3) vs. Texas (3), 1953 Cotton Bowl
5	Tennessee (2) vs. Maryland (3), 1952 Sugar Bowl
5	Tennessee (2) vs. Tulsa (3), 1965 Bluebonnet Bowl
5	Tennessee (2) vs. Maryland (3), 1974 Liberty Bowl

■ PENALTIES

PENALTIES

26	Tennessee (11) vs. Miami (Fla.) (15), 1986 Sugar Bowl
25	Tennessee (16) vs. Oklahoma (9), 1939 Orange Bowl
21	Tennessee (9) vs. Florida State (12), 1999 Fiesta Bowl

FEWEST PENALTIES

5	Tennessee (3) vs. Florida (2), 1969 Gator Bowl
6	Three times

PENALTY YARDS

245	Tennessee (125) vs. Miami (Fla.) (120), 1986 Sugar Bowl
221	Tennessee (130) vs. Oklahoma (91), 1939 Orange Bowl
165	Tennessee (55) vs. Florida State (110), 1999 Fiesta Bowl
165	Tennessee (100) vs. Texas A&M (65), 2005 Cotton Bowl

FEWEST PENALTY YARDS

37	Tennessee (27) vs. Oklahoma (10), 1968 Orange Bowl
37	Tennessee (5) vs. Maryland (32), 1983 Florida Citrus Bowl
56	Tennessee (36) vs. Arkansas (20), 1990 Cotton Bowl

FIRST DOWNS

FIRST DOWNS

53	Tennessee (28) vs. Virginia (25), 1991 Sugar Bowl
53	Tennessee (28) vs. Clemson (25), 2004 Peach Bowl
51	Tennessee (29) vs. Northwestern (22), 1997 Florida Citrus Bowl

FEWEST FIRST DOWNS

14	Tennessee (5) vs. Rice (9), 1947 Orange Bowl
21	Tennessee (15) vs. Oklahoma (6), 1939 Orange Bowl
22	Tennessee (14) vs. Texas A&M (8), 1957 Gator Bowl

FIRST DOWNS (RUSHING)

32	Tennessee (11) vs. Arkansas (21), 1990 Cotton Bowl
28	Tennessee (6) vs. Nebraska (22), 1998 Orange Bowl
27	Tennessee (12) vs. Virginia (15), 1991 Sugar Bowl

FIRST DOWNS (PASSING)

36	Tennessee (23) vs. Northwestern (13), 1997 Florida Citrus Bowl
30	Tennessee (20) vs. Clemson (10), 2004 Peach Bowl
29	Tennessee (18) vs. Michigan (11), 2002 Florida Citrus Bowl

FIRST DOWNS (PENALTY)

8	Tennessee (3) vs. North Carolina (5), 2010 Music City Bowl
8	Tennessee (5) vs. Texas A&M (3), 2005 Cotton Bowl
7	Tennessee (3) vs. Arkansas (4), 1971 Liberty Bowl

7	Tennessee (2) vs. Miami (Fla.) (5), 1986 Sugar Bowl
7	Tennessee (1) vs. Clemson (6), 2004 Peach Bowl

■ SCORING

POINTS

76	Tennessee (48) vs. Northwestern (28), 1997 Florida Citrus Bowl
73	Tennessee (45) vs. Iowa (28), 2015 TaxSlayer Bowl
68	Tennessee (45) vs. Virginia Tech (23), 1994 Gator Bowl
62	Tennessee (45) vs. Michigan (17), 2002 Florida Citrus Bowl

FEWEST POINTS

3	Tennessee (3) vs. Texas A&M (0), 1957 Gator Bowl
8	Tennessee (0) vs. Rice (8), 1947 Orange Bowl
10	Tennessee (7) vs. Maryland (3), 1974 Liberty Bowl

POINTS (QUARTER)

31	Tennessee (24) vs. Air Force (7), 1971 Sugar Bowl
31	Tennessee (21) vs. Virginia Tech (10), 1994 Gator Bowl
31	Tennessee (10) vs. Northwestern (21), 1997 Florida Citrus Bowl

POINTS (HALF)

52	Tennessee (31) vs. Northwestern (21), 1997 Florida Citrus Bowl
45	Tennessee (35) vs. Virginia Tech (10), 1994 Gator Bowl
42	Tennessee (7) vs. Penn State (35), 1992 Fiesta Bowl
42	Tennessee (14) vs. Nebraska (28), 1998 Orange Bowl
42	Tennessee (35) vs. Iowa (7), 2015 TaxSlayer Bowl

TOUCHDOWNS

10	Tennessee (6) vs. Iowa (4), 2015 TaxSlayer Bowl
9	Tennessee (6) vs. Virginia Tech (3), 1994 Gator Bowl
9	Tennessee (6) vs. Northwestern (3), 1997 Florida Citrus Bowl

FIELD GOALS ATTEMPTED

7	Tennessee (1) vs. Maryland (6), 1983 Florida Citrus Bowl
6	Tennessee (2) vs. Virginia (4), 1991 Sugar Bowl
6	Tennessee (1) vs. Penn State (5), 2007 Outback Bowl

FIELD GOALS MADE

6	Tennessee (1) vs. Maryland (5), 1983 Florida Citrus Bowl
4	Tennessee (1) vs. Virginia (3), 1991 Sugar Bowl
4	Tennessee (1) vs. Maryland (3), 2002 Peach Bowl

* NCAA bowl record. # Tied NCAA bowl record.



JV GAME-BY-GAME HISTORY

1922 (5-1)

Coach: W. G. (Petie) Siler	
UT Opp.	
41 Central HS	0
3 Tusculum	0
19 Vanderbilt	12
18 Sewanee	12
32 Maryville	7
6 Kentucky	20
119	51

1923 (3-3)

Coach: W. G. (Petie) Siler	
UT Opp.	
0 Central HS	7
18 Sewanee	12
18 Florida	12
19 Vanderbilt	0
7 E. Tennessee Normal	49
0 Kentucky	6
62	86

1924 (5-0)

Coach: A. W. Hobt	
UT Opp.	
41 Gallatin Private	13
59 East Tennessee Normal	0
40 Athens School	6
20 Centre	19
14 Kentucky	0
174	38

1925 (4-1)

Coach: A. W. Hobt	
UT Opp.	
1 E. Tennessee Normal	0
(Forfeit)	
54 Hiwasee	0
20 Vanderbilt	0
19 Centre	13
0 Kentucky	8
94	21

1926 (1-4)

Coach: Charles Lindsay	
UT Opp.	
7 Central HS	34
2 Chattanooga	17
13 Kentucky	44
28 Maryville	0
6 Vanderbilt	12
56	107

1927 (5-0)

Coach: William S. Harkness	
UT Opp.	
45 Murphy Institute	0
6 Chattanooga	0
31 Georgetown	0
26 Vanderbilt	14
52 Kentucky	0
160	14

1928 (5-0)

Coach: William S. Harkness	
UT Opp.	
35 Williamsburg	0
7 Chattanooga	6
79 Georgetown	0
34 Tennessee Wesleyan	0
21 Kentucky	0
176	6

1929 (2-1-1)

Coach: William S. Harkness	
UT Opp.	
19 Chattanooga	0
0 Centre	0
0 Vanderbilt	13
7 Kentucky	6
26	19

1930 (4-0-1)

Coach: William S. Harkness	
UT Opp.	
12 Tennessee Wesleyan	0
6 Centre	0
7 Sewanee	7
53 Vanderbilt	0
37 Kentucky	0
115	7

1931 (5-0)

Coach: John H. Barnhill	
UT Opp.	
25 Central HS	0
6 Chattanooga	0
53 Sewanee	0
20 Vanderbilt	13
28 Kentucky	13
132	26

1932 (2-1-1)

Coach: John H. Barnhill	
UT Opp.	
0 Sewanee	0
13 Central HS	0
0 Kentucky	14
19 Vanderbilt	13
32	27

1933 (2-0)

Coach: John H. Barnhill	
UT Opp.	
7 Kentucky	0
24 Vanderbilt	0
31	0

1934 (1-1)

Coach: John H. Barnhill	
UT Opp.	
6 Kentucky	13
25 Vanderbilt	13
31	26

1935 (1-1)

Coach: Hugh Faust	
UT Opp.	
14 Kentucky	21
20 Vanderbilt	13
34	34

1936 (2-0)

Coach: Hugh Faust	
UT Opp.	
15 Kentucky	0
13 Vanderbilt	12
28	12

1937 (2-1)

Coach: Hugh Faust	
UT Opp.	
19 Chattanooga	0
14 Kentucky	0
7 Vanderbilt	13
40	13

1938 (2-0)

Coach: Hugh Faust	
UT Opp.	
19 Centre	0
13 Kentucky	7
32	7

1939 (2-0)

Coach: Hugh Faust	
UT Opp.	
19 Centre	0
39 Tennessee Wesleyan	12
58	12

1940 (1-2)

Coach: Hugh Faust	
UT Opp.	
6 Vanderbilt	19
20 Duke	7
0 Kentucky	12
26	38

1941 (1-2)

Coach: John Mauer	
UT Opp.	
14 Vanderbilt	21
7 Duke	13
21 Kentucky	0
42	34

1942 (2-0)

Coach: John Mauer	
UT Opp.	
27 Vanderbilt	7
51 Camp Forrest	0
78	7

1943, no team (WWII)
1944 and 1945

Freshmen Eligible For Varsity

1946 (3-2)*

Coach: Harvey Robinson	
UT Opp.	
27 Mississippi	7
0 Georgia Tech	20
13 Kentucky	7
25 Georgia	0
14 Vanderbilt	30
79	64

1947 (2-1)

Coach: Harvey Robinson	
UT Opp.	
27 Mississippi	14
20 Georgia Tech	14
0 Georgia	7
47	35

1948 (2-1)

Coach: Harvey Robinson	
UT Opp.	
0 Kentucky	7
26 Mississippi State	13
12 Vanderbilt	0
38	20

1949 (1-2)

Coach: Ike Peel	
UT Opp.	
7 Kentucky	21
0 Vanderbilt	20
24 Mississippi State	7
31	48

1950 (0-3)

Coach: Ike Peel	
UT Opp.	
27 Kentucky	37
7 Mississippi State	13
13 Vanderbilt	34
47	84

1951 (3-0)*

Coach: Ike Peel	
UT Opp.	
42 Kentucky	7
38 Notre Dame	6
35 Vanderbilt	26
115	39

1952 (1-1)*

Coach: Bernard (Bunzy) O'Neil	
UT Opp.	
7 Georgia Tech	6
7 Vanderbilt	44
14	50

1953 (2-2)*

Coach: Bernard (Bunzy) O'Neil	
UT Opp.	
13 Vanderbilt	0
13 Georgia Tech	28
0 Georgia	12
32 Biltmore JC	6
58	46

1955 (2-1)

Coach: Bernard (Bunzy) O'Neil	
UT Opp.	
12 Maryville	20
13 Vanderbilt	6
26 Kentucky	0
51	26

1956 (0-3)

Coach: Bernard (Bunzy) O'Neil	
UT Opp.	
0 Carson-Newman	21
7 Vanderbilt	33
0 Kentucky	0
7	73

1957 (1-2)

Coach: Bobby Proctor	
UT Opp.	
14 Tennessee Wesleyan	6
7 Vanderbilt	21
6 Kentucky	27
27	54

1958 (0-3)

Coach: Bobby Proctor	
UT Opp.	
6 Georgia Tech	26
0 Vanderbilt	6
6 Kentucky	12
12	44

1959 (2-1)

Coach: Bobby Proctor	
UT Opp.	
3 Georgia Tech	7
16 Vanderbilt	0
17 Kentucky	13
36	20

1960 (2-1)

Coach: Bobby Proctor	
UT Opp.	
10 Vanderbilt	0
13 Kentucky	0
14 Georgia Tech	21
37	21

1961 (2-1)

Coach: Dale Haupt	
UT Opp.	
12 Georgia Tech	16
27 Vanderbilt	18
14 Kentucky	7
53	41

1962 (0-1-2)

Coach: Dale Haupt	
UT Opp.	
6 Georgia Tech	10
14 Vanderbilt	14
10 Kentucky	10
30	34

1963 (2-2)

Coach: Dale Haupt	
UT Opp.	
6 Georgia Tech	21
46 Virginia Tech	0
27 Vanderbilt	10
0 Kentucky	70
79	101

1964 (1-3)

Coach: George McKinney	
UT Opp.	
15 Georgia Tech	17
0 Vanderbilt	17
14 Kentucky	22
18 Virginia Tech	6
47	62

1965 (3-1)

Coach: George McKinney	
UT Opp.	
19 Virginia Tech	8
19 Vanderbilt	0
40 Kentucky	0
8 Alabama	19
86	27

1966 (3-1)

Coach: Bob Davis	
UT Opp.	
21 Kentucky	14
14 Vanderbilt	6
33 Georgia Tech	10
9 Alabama	21
77	51

1967 (1-2-1)

Coach: Bob Davis	
UT Opp.	
14 Vanderbilt	14
27 Kentucky	20
13 Georgia Tech	14
3 Alabama	7
71	55

1968 (2-3)

Coach: Bob Davis	
UT Opp.	
7 Vanderbilt	17
34 Kentucky	7
21 Alabama	28
22 Georgia Tech	8
6 Notre Dame	15
90	75

1969 (4-1)

Coach: Ken Hatfield	
UT Opp.	
25 Vanderbilt	0
21 Kentucky	6
10 Notre Dame	7
12 Georgia Tech	7
0 Alabama	35
68	55

1970 (0-5)

Coach: Rex Dockery	
UT Opp.	
14 Kentucky	19
20 Vanderbilt	24
20 Notre Dame	21
20 Alabama	28
20 Georgia Tech	28
94	120

1971 (4-1)

Coach: Bob Davis	
UT Opp.	
51 Vanderbilt	13
20 Kentucky	24
26 Georgia Tech	6
36 Alabama	13
30 Notre Dame	13
163	69

1972 (2-3)

Coach: Bob Davis	
UT Opp.	
9 Vanderbilt	17
34 Kentucky	6
7 Georgia Tech	9
21 Alabama	34
*49 Notre Dame	34
120	100

1973 (2-3)*

Coach: Bob Davis	
UT Opp.	
24 Vanderbilt	9
3 Georgia Tech	31
9 Kentucky	7
20 Alabama	27
7 Louisiana State	26
63	100

1974 (3-0)*

Coach: Bob Davis	
UT Opp.	
16 Alabama	7
28 Louisiana State	12
27 Georgia Tech	14
71	33

1975 (3-0)

Coach: Bob Davis	
UT Opp.	
34 Vanderbilt	13
24 Georgia Tech	13
17 Kentucky	10
53	42

1976 (2-1)*

Coach: Robbie Franklin	
UT Opp.	
21 Kentucky	14
0 Lees-McRae	13
38 Vanderbilt	6
59	33

1977 (2-2)*

Coach: Craig Boller	
UT Opp.	
24 Lees-McRae	13
7 Georgia Tech	20
20 Kentucky	13
8 Louisville	28
59	74

1978 (2-2)*

Coach: John Julies	
UT Opp.	
28 Kentucky	31
29 Georgia	31
35 Carson Newman	14
48 Carson Newman	26
140	102

1979 (2-2)*

Coach: Chris Fischer	
UT Opp.	
6 South Carolina	34
29 Kentucky	18
19 Georgia	42
21 Louisville	20
75	114

1980 (3-2)*

Coach: Jerry Kirk	
UT Opp.	
19 South Carolina	29
19 Louisville	16
21 Georgia	14
6 Kentucky	7
14 Tennessee Military	12
60	68

1981 (1-3)*

Coach: Jerry Kirk	
UT Opp.	
2 South Carolina	14
21 Kentucky	12
15 Tennessee Military	46
14 Carson-Newman	16
52	88

1982 (3-1)*

Coach: Greg Gibson	
UT Opp.	
17 Tennessee Military	0
17 South Carolina	19
42 Maryville	7
41 Kentucky	19
117	45

1983 (2-0)*

Coach: Jim Davis	
UT Opp.	
31 Tennessee Military	14
16 Tennessee Military	10
47	24

1984 (1-0)*

Coach: Donald Dunn	
UT Opp.	
20 Tennessee Military	6
20	6

1985 (1-2)*

Coach: Preston O'Neal	
UT Opp.	
42 Tennessee Military	22
14 NE Oklahoma A&M	28
15 Marion Institute	17
71	67

1986 (1-1)*

Coach: Mike Casteel	
UT Opp.	
14 Tennessee Military	11
14 NE Oklahoma A&M	23
28	34

1987 (0-2)*

Coach: Taz Ellinger	
UT Opp.	
10 NE Oklahoma A&M	37
14 Tennessee Military	20
24	57

1991 (1-1)*

Coach: Mark Bradley	
UT Opp.	
35 Georgia Military	27
0 NE Oklahoma A&M	20
35	47

1992 (1-1)*

Coach: Steve Bird	
UT Opp.	
10 NE Oklahoma A&M	56
26 UT-Chattanooga JV	13
36	69

2007 (1-0)*

Coach: Jim Bob Cooter	
UT Opp.	
37 Hargrave Military Academy	20
37	20

2008 (1-0)*

Coach: Jim Bob Cooter	
UT Opp.	
37 Hargrave Military Academy	21
37	21

* = JV played with freshmen



VOL NETWORK

For more than 65 years, the Vol Network has served as the main communications link between University of Tennessee athletics and its fans. IMG College / Vol Network manages the multimedia, marketing and advertising rights for University of Tennessee athletics. This management includes overseeing one of the largest statewide collegiate radio and television networks in the country. IMG College, a division of IMG, is recognized as the world's premier sports, entertainment and media companies.

VOL NETWORK BROADCAST TEAM

Entering his 17th season, Bob Kesling is the play-by-play voice of Tennessee football on radio and the host of "Vol Calls" and "The Butch Jones TV Show."

Former All-SEC defensive back Tim Priest serves as the Network's color analyst, and former Vol quarterback Andy Kelly returns for his fifth season as sideline reporter.

Studio host John Wilkerson hosts the popular "Kickoff Call-In Show" beginning 90 minutes before each game. Brent Hubbs, Bobby Rader, former Vol David Ligon and a team of Vol Network veterans contribute to the six-and-one-half hour network football broadcast.

GAMEDAY BROADCAST

- Kickoff Call-In Show: Begins 90 minutes prior to kickoff and lasts one hour.
- Spotlight on the SEC: Follows the Kickoff Call-In Show and lasts 15 minutes.
- Game Coverage: Begins 15 minutes before kickoff of the game.
- The Big Orange Scoreboard: 30-minute show airs immediately following the game.
- The Butch Jones Locker Room Show: Follows The Big Orange Scoreboard and lasts 20 minutes.
- The Final Scoreboard: This 30-minute show follows The Butch Jones Locker Room Show and concludes the Vol Network's gameday broadcast.

VOL CALLS

For the third year the Vol Network is proud to partner with Calhoun's on the River for Vol Calls - the official statewide radio show of University of Tennessee Athletics. The weekly call-in show fields questions from fans throughout the Southeast and the rest of the country. Vol Calls is entering its 28th year on the air, making it the longest-running sports talk program in Tennessee.

The show is hosted by the Vol Network's Bob Kesling and features coach Butch Jones and Brent Hubbs as well as other guests. Vol Calls broadcasts live from downtown Knoxville and airs statewide from 8-9 p.m. Eastern and 7-8 p.m. Central.

BIG ORANGE HOTLINE

Big Orange Hotline is a Monday night primetime show during football season that recaps the previous Saturday's game and looks ahead to the next game from Dead End BBQ on Sutherland Avenue in Knoxville. Big Orange Hotline complements Wednesday night's Vol Calls, giving fans a double dose of college football talk during the week. Big Orange Hotline features Bob Kesling and former Vol quarterbacks Pat Ryan and Jeff Francis, along with other VFLs and guests. It airs in over 15 markets including Knoxville, Nashville, Chattanooga and the Tri-Cities from 8-9 p.m. Eastern and 7-8 p.m. Central every Monday night during football season.

VOL NETWORK SHOWS

■ BIG ORANGE HOTLINE

Day: Mondays

Time: 8-9 p.m. ET/7-8 p.m. CT

■ VOL CALLS

Day: Wednesdays

Time: 8-9 p.m. ET/7-8 p.m. CT

Place: Calhoun's On The River

■ KICKOFF CALL-IN SHOW

Day: Game Days

Time: 90 minutes before kickoff



BUTCH JONES TV SHOW

During the football season, the hour-long television program, the "Butch Jones TV Show," will be aired throughout the state and southeast region.


VOL NETWORK SHOWS

■ BUTCH JONES TV SHOW

AIR TIMES/MARKET

Market	Station	Day/Time
Chattanooga	WTVC Ch. 6	9 Sun., Noon ET
Jackson	E+TV6 Ch. 6	Wed., 5 p.m. CT
	E+TV6 Ch. 6	Thu., 5 p.m. CT
	E+TV6 Ch. 6	Fri., 4 p.m. CT
Knoxville	MyVLT2	Sun., 9 a.m. ET
	WVLT Ch. 8	Sun., 11 a.m. ET
	MyVLT2	Sun., 9 p.m. ET
Memphis	WMC Ch. 5	Sun., 11:00 a.m. CT
Nashville	WZTV Ch. 17	Sun., 9:30 a.m. CT
	WUXP Ch. 30	Sun., 7 p.m. CT
Tri-Cities	WJHL Ch. 11	Sun., 11 a.m. ET

Note: Affiliates and times are subject to change.



STEVE EARLY
General Manager

Contact Information
IMG College/Vol Network
(865) 584-7043
6701 Baum Drive, Suite 100
Knoxville, Tenn. 37919



VOL RADIO NETWORK

Market	Station	Frequency
Bolivar	WMOD	FM 96.7
Bristol	WOPI	AM 1490
Brownsville	WTBG	FM 95.3
Camden	WRJB	FM 98.3
Carthage	WUCZ	FM 104.1
Centerville	WNKX	FM 96.7
Chattanooga	WSKZ	FM 106.5
Chattanooga	WGOW	FM 102.3
Clarksville	WJZM	AM 1400
Cleveland	WCLE	FM 104.1
Columbia	WKOM	FM 101.7
Cookeville	WBXE	FM 93.7
Cookeville	WGSQ	FM 94.7
Covington	WKBL	FM 93.5
Crossville	WOWF	FM 102.5
Dickson	WDKN	AM 1260
Dresden	WCDZ	FM 95.1
Dyersburg	WTR0	AM 1450
Elizabethton	WKPP	AM 1520
Erwin	WEMB	AM 1420
Fayetteville	WYTM	FM 105.5
Franklin	WAKM	AM 950
Greeneville	WGRV	AM 1340
Greeneville	WIKQ	FM 103.1
Jackson	WDXI	AM 1310
Jackson	WMXX	FM 103.1
Johnson City	WKTP	AM 1590
Kingsport	WKPT	AM 1400
Knoxville	WNML	AM 990
Knoxville	WNML	FM 99.1
Knoxville	WIVK	FM 107.7
Lafayette	WLCT	FM 102.1
Lawrenceburg	WDXE	FM 95.9
Lenoir City	WLIL	AM 730

Lenoir City	WLIL	FM 93.5
Lewisburg	WJJM	AM 1490
Lewisburg	WJJM	FM 94.3
Lexington	WBFG	FM 96.5
Livingston	WLIV	AM 920
Livingston	WLIV	FM 104.7
Madisonville	WRKQ	AM 1250
Manchester	WFTZ	FM 101.5
Martin	WCMT	AM 1410
McMinnville	WKZA	FM 107.3
Memphis	WMFS	AM 680
Memphis	WMFS	FM 92.9
Morristown	WCRK	AM 1150
Murphy, N.C.	WCVP	AM 600
Nashville	WGFX	FM 104.5
Newport	WLIK	AM 1270
Oneida	WBNT	FM 105.5
Paris	WTPR	AM 710
Paris	WTPR	FM 101.5
Parsons	WKJQ	FM 97.3
Pulaski	WKSR	FM 98.3
Savannah	WKWX	FM 93.5
Smithville	WJLE	AM 1480
Smithville	WJLE	FM 101.7
Tri-Cities	WQUT	FM 101.5
Union City	WENK	AM 1240
Wartburg	WECO	FM 101.3
Waverly	WQMV	AM 1060
Waynesville, N.C.	WMXF	AM 1400
Winchester	WCDD	AM 1340

Fans out of broadcast range may listen via internet or satellite radio:

- Internet - www.UTSports.com
- XM/Sirius Satellite Radio

SEC MEDIA SERVICES

MEDIA RELATIONS STAFF: For information on services provided by the SEC, call (205) 458-3000, 2201 Richard Arrington Boulevard North, Birmingham, AL 35203.



Herb Vincent

■ MEDIA RELATIONS OFFICE

Associate Commissioner/Communications: Herb Vincent
Office: (205) 458-3000

E-mail: hvincent@sec.org

Dir. of Communications: Chuck Dunlap (cdunlap@sec.org)

Dir. of Communications: Craig Pinkerton (cpinkerton@sec.org)

Dir. of Communications: Tammy Wilson (twilson@sec.org)

Assistant Director: Sean Cartell (scartell@sec.org)

Assistant Director: Jill Skotarczak (jskotarczak@sec.org)

Digital Media/Communications Assistant:

Courtney Fritts (cfritts@sec.org)

Website: secsports.com

Twitter: @SEC

Overnight Address: 2201 Richard Arrington Blvd North, Birmingham, AL 35203-1103

TELECONFERENCE: The 14 SEC head football coaches will be featured weekly on a teleconference from 11 a.m.-1:20 p.m., ET, during the 2015 league season. The teleconference will be held each Wednesday beginning Wed., Sept. 2 through Wed., Nov. 25. Media representatives should contact the SEC Media Relations Department (205) 458-3000 for the confidential phone number. Each coach will appear on the teleconference for seven minutes, according to the following schedule:

Order of Appearance (All Times Eastern)

11:00 a.m. Les Miles, LSU

11:10 a.m. Steve Spurrier, South Carolina

11:20 a.m. Jim McIlwain, Florida

11:30 a.m. Derek Mason, Vanderbilt

11:40 a.m. Nick Saban, Alabama

11:50 a.m. Butch Jones, Tennessee

12:00 a.m. Bret Bielema, Arkansas

12:10 a.m. Gary Pinkel, Missouri

12:20 a.m. Hugh Freeze, Ole Miss

12:30 a.m. Kevin Sumlin, Texas A&M

12:40 a.m. Mark Stoops, Kentucky

12:50 a.m. Dan Mullen, Mississippi State

1:00 p.m. Mark Richt, Georgia

1:10 p.m. Gus Malzahn, Auburn

INTERNET SITE: The SEC's website (www.secsports.com) contains up-to-date standings, statistics, game previews, notes and other information valuable to those following SEC football.

SEC PLAYER OF THE WEEK: The SEC will name a Player of the Week throughout the 2015 season beginning in September. Nominations for the award are made by the league's Sports Information contacts and the honorees are selected by the SEC.

AWARDS: Offense, Defense, Special Teams, Offensive Lineman, Defensive Lineman, Freshman

■ SEC CHAMPIONSHIP GAME

Day: Dec. 5

Location: Georgia Dome in Atlanta

TV: CBS

The Southeastern Conference's Eastern and Western Division winners will meet in Atlanta's Georgia Dome (capacity 71,500) to battle for the league championship and the right to represent the conference in the Bowl Championship Series. The annual title game is set for Dec. 6 and will be nationally televised by CBS Sports.

The participants of the game are determined each year during the eight-game regular-season conference schedule as the teams with the best overall SEC winning percentage in each division.

■ 2015 SEC COACHES ALL-SEC TEAM

Voting Deadline - Mid-August (Specific Date TBD)

Coaches' All-SEC Team Announced - Tuesday, Dec. 8

Individual Awards Announced - Wednesday, Dec. 9

Freshman All-SEC Team Announced - Thursday, Dec. 10

■ 2015 SEC BOWL TIE-INS

Independence Bowl

Dec. 26 ESPN 5:45 p.m. Shreveport, La. ACC vs. SEC

Texas Bowl

Dec. 29 ESPN 9 p.m. Houston, Texas Big 12 vs. SEC

Birmingham Bowl

Dec. 30 ESPN 12 p.m. Birmingham, Ala. Amer. vs. SEC

Belk Bowl

Dec. 30 ESPN 3:30 p.m. Charlotte, N.C. ACC vs. SEC

Music City

Dec. 30 ESPN 7 p.m. Nashville, Tenn. ACC/Big 10 vs. SEC

Outback Bowl

Jan. 1 ESPN2 1 p.m. Tampa, Fla. Big Ten vs. SEC

Citrus Bowl

Jan. 1 ABC 1 p.m. Orlando, Fla. Big 10 vs. SEC

TaxSlayer Bowl

Jan. 2 ESPN 12 p.m. Jacksonville, Fla. ACC/Big 10 vs. SEC

Liberty

Jan. 2 ESPN 3:20 p.m. Memphis, Tenn. Big 12 vs. SEC

Back-Up Opportunities

Heart of Dallas Bowl

Dec. 26 ESPN 2:20 p.m. Dallas, Texas Big 12 vs. CUSA

Armed Forces Bowl

Dec. 29 ESPN 2 p.m. Fort Worth, Texas MWC vs. Big Ten

COLLEGE FOOTBALL PLAYOFF GAMES

Peach Bowl

Dec. 31 ESPN 12 p.m. Atlanta, Ga. New Year's Six

Cotton Bowl

Dec. 31 ESPN 4/8 p.m. Arlington, Texas Semifinal

Orange Bowl

Dec. 31 ESPN 4/8 p.m. Miami, Fla. Semifinal

Fiesta Bowl

Jan. 1 ESPN 1 p.m. Glendale, Ariz. New Year's Six

Rose Bowl

Jan. 1 ESPN 5 p.m. Pasadena, Calif. Big Ten vs. Pac 12

Sugar Bowl

Jan. 1 ESPN 8:30 p.m. New Orleans, La. SEC vs. Big 12

College Football Championship Game

Jan. 11 ESPN 8:30 p.m. Glendale, Ariz.

* Games to be determined by CFP Selection Committee on Dec. 6.



COLLEGE FOOTBALL
PLAYOFF

UTSPORTS.COM // @VOL_FOOTBALL

GENERAL

STAFF

PLAYERS

REVIEW

HISTORY

HONORS

VOLMANAC

RECORDS



MEDIA INFORMATION

■ CREDENTIAL REQUESTS

To obtain season or single-game credentials, please apply online by visiting <http://www.sportssystem.com/seccredentials>, scroll down and click on Tennessee.

■ INTERVIEW REQUESTS

- Following practices open to the media, interviews will take place on the indoor field of the Neyland-Thompson Sports Complex in the south end zone. True freshmen are not available for interviews, and student-athletes should not be contacted by the media for interviews by any method outside of scheduled interview times.
- Interview requests for Coach Jones outside of standard interview times should be made through Assistant AD/Media Relations Jason Yellin at 865-974-9494 (office) or 865-314-0273 (cell). Requests for player interviews should be made at least 24 hours in advance of the practice for which you are requesting an interview by contacting Assistant AD/Media Relations Jason Yellin at 865-974-9494 (office) or 865-314-0273 (cell).

■ WEEKLY MEDIA CONFERENCES

- Coach Butch Jones's weekly press conferences are held Mondays of game week inside the Stokely Family Media Center in Neyland Stadium at a time to be determined.
- Coach Jones will handle his weekly SEC Teleconference at 12:20 p.m. ET each Wednesday beginning Sept. 2 through Nov. 25. Media representatives should contact the SEC at (205) 458-3000 for a confidential phone number.

NEYLAND GAME DAY INFORMATION

- Press Will Call is at Gate 21 on the northwest side beginning two hours before game time.
- Pregame media meal is served on Press Box fifth level and in the Stokely Family Media Center at field level.
- Press box media access is through Gate 15. Field access is through Gates 21A and 25.
- Press parking is in parking garage G-10 at the southwest end of the stadium.

DIRECTIONS TO NEYLAND STADIUM

- **From Airport:** Turn toward Knoxville onto Alcoa Hwy. (U.S. Hwy. 129 North). After crossing Tennessee River bridge, exit right and then turn left onto Neyland Drive.
- **From I-40 East:** Follow I-40 to James White Parkway. Follow to Neyland Drive. (G-10 Garage can be entered off Neyland Drive.)
- **From I-40 West:** Follow I-40 to James White Parkway. Follow to Neyland Drive.
- **From I-75 South:** Follow I-75 to I-275. Follow I-275 to I-40. Take I-40 East to James White Parkway and follow to Neyland Drive. (G-10 Garage can be entered off Neyland Drive.)
- **At Neyland Drive:** Follow to Thompson-Boling Arena. Turn onto Lake Loudoun Boulevard. Turn right at first light onto Phillip Fulmer Way. G-10 garage is on right after passing arena.

MEDIA RELATIONS STAFF



JASON YELLIN

Assistant AD - Media Relations
Office: (865) 974-9494
Cell: (865) 314-0273
E-mail: JYellin@utk.edu
Twitter: @JasonYellin



MJ BURNS

Asst. Director - Media Relations
Office: (865) 974-8876
Cell: (713) 419-4583
E-mail: MJBurns@utk.edu
Twitter: @MJTBurns



KELLEN HISER

Graduate Asst. - Media Relations
Office: (865) 974-1131
Cell: (307) 760-8261
E-mail: KellenHiser@utk.edu

Associate Directors: Tom Satkowiak, Eric Trainer
Assistant Directors: Stephen K. Lee, Amanda Pruitt
Photographer: Donald Page
UTSports.com Writer: Brian Rice

■ TENNESSEE MEDIA RELATIONS DEPT.
Anderson Training Center Ground Floor
Phone: (865) 974-1212 • **Fax:** (865) 974-9496
Mailing Address: P.O. Box 15016 Knoxville, TN 37901
Shipping Address: 1551 Lake Loudoun Boulevard, Knoxville, TN 37996



■ STAY UPDATED



UTSports.com/football



@Vol_Football



[Facebook.com/VolFootball](https://www.facebook.com/VolFootball)



YouTube.com/UTSportsTVFootball



@Vol_Football



TAXSLAYER BOWL 2015
CHAMPIONS
TENNESSEE FOOTBALL
T



TENNESSEE
FOOTBALL



2015 SCHEDULE

SEPTEMBER 5 **BOWLING GREEN**

SEPTEMBER 12 **OKLAHOMA**

SEPTEMBER 19 **WESTERN CAROLINA**

SEPTEMBER 26 **AT FLORIDA***

OCTOBER 3 **ARKANSAS***

OCTOBER 10 **GEORGIA***

OCTOBER 24 **AT ALABAMA***

OCTOBER 31 **AT KENTUCKY***

NOVEMBER 7 **SOUTH CAROLINA***

NOVEMBER 14 **NORTH TEXAS** (HC)

NOVEMBER 21 **AT MISSOURI***

NOVEMBER 28 **VANDERBILT***

*SEC GAME