



2012/2013 Annual Report





Hockey Australia proudly acknowledges its partners

PRINCIPAL PARTNER



Australian Government
Australian Sports Commission

MAJOR PARTNERS



PARTNERS



CONTENTS

HOCKEY AUSTRALIA SPONSORS	2
OUR VISION	4
ORGANISATIONAL CHART	5
PRESIDENT'S REPORT	6
CHIEF EXECUTIVE'S REPORT	7
MESSAGE FROM THE AUSTRALIAN SPORTS COMMISSION	9
HIGH PERFORMANCE DIRECTOR'S REPORT	11
MEN'S HIGH PERFORMANCE PROGRAM REPORT	12
WOMEN'S HIGH PERFORMANCE PROGRAM REPORT	13
COMMERCIAL REPORT	14
GAME DEVELOPMENT REPORT	15
MAJOR INTERNATIONAL TOURNAMENT REPORT	16-17
COMPETITION'S REPORT	18
INDOOR CHAMPIONSHIPS	19
AUSTRALIAN MASTERS COUNCIL	20
HOCKEY AUSTRALIA COUNTRY REPORT	21
OCEANIA HOCKEY FEDERATION	22
INTERNATIONAL HOCKEY FEDERATION	23
HOCKEY AUSTRALIAN CAPITAL TERRITORY	24
HOCKEY NEW SOUTH WALES	25
HOCKEY NORTHERN TERRITORY	26
HOCKEY QUEENSLAND	27
HOCKEY SOUTH AUSTRALIA	28
HOCKEY TASMANIA	29
HOCKEY VICTORIA	30
HOCKEY WESTERN AUSTRALIA	31
YEAR IN REVIEW	32-33
RESULTS	34
FINANCIAL REPORT	43
INDUCTIONS	61
LIFE MEMBERS	62
HALL OF FAME	63



HOCKEY AUSTRALIA

LEVEL 5, 409 ST KILDA RD
MELBOURNE VIC 3004

Phone: (03) 9947 9900

Email: ha@hockey.org.au

Web: www.hockey.org.au



Georgia Nanscauwen

**WE WILL BE RESPECTED AS AN AUSTRALIAN
& INTERNATIONAL SPORTING LEADER,
DEMONSTRATING INNOVATION AND EXCELLENCE
IN EVERYTHING WE DO.**

OUR VALUES

**INTEGRITY
INNOVATION
EXCELLENCE
COMMUNITY**



OUR PERSONALITY

**PASSIONATE
EXCITING
COURAGEOUS
ADMIRED
FUN**

OUR POSITIONING

EXPERIENCE HOCKEY

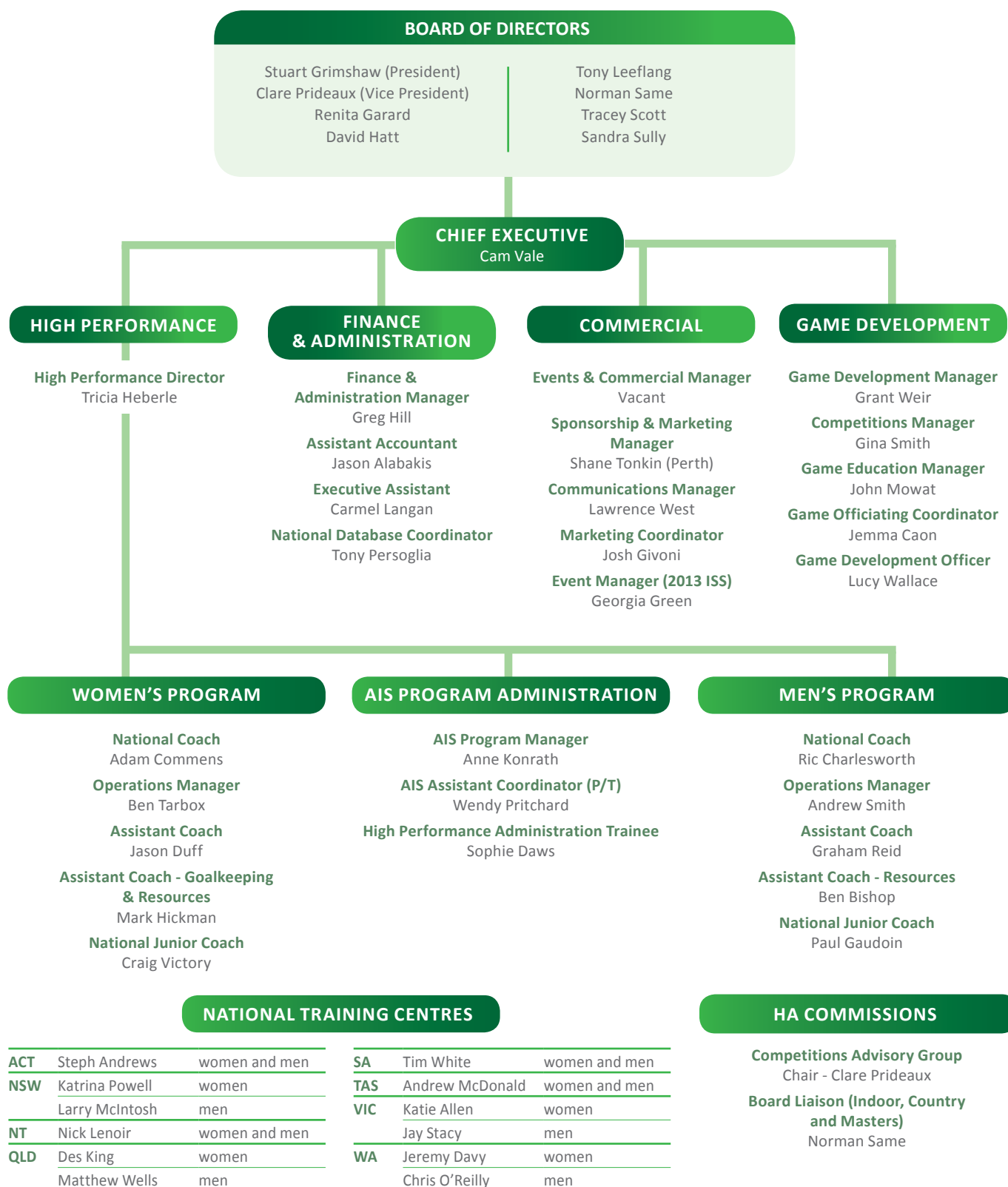
It's simply brilliant

FORMATION

Hockey Australia formed in November 2000 and commenced operations on 1st January 2001 following the amalgamation of the Australian Hockey Association and Women's Hockey Australia and is a full member of the International Hockey Federation (FIH). It comprises membership of all eight States and Territories. Each State Association is comprised of regional associations, which are in turn made up of clubs. In some States, clubs affiliate directly with the State body.

Hockey Australia exists to provide Australians with the opportunity to play hockey from junior levels through to elite competition, including the Olympic Games. It is responsible for delivering these benefits to Australian hockey players through its Member States and ensuring hockey in Australia achieves consistent success, a strong and positive public profile and continuing player and spectator support at all levels.

ORGANISATIONAL CHART



Current as at 10th October, 2013

PRESIDENT'S REPORT



There has been much to celebrate this year, both on and off the pitch. While the detail of those achievements is covered elsewhere in this report, there have been a number of successes and developments I

would like to draw attention to.

Following the Olympic Games Hockey Australia committed to Australia's Winning Edge. Led by John Wylie AM, Chair of the Australian Sports Commission, the program will move Australian sport from world class to world's best and will form a key pillar in our next strategic plan.

On the pitch, the Kookaburras' outstanding performances in front of a home crowd at the Champions Trophy will live long in the memory. A record fifth consecutive gold medal will almost certainly never be beaten.

Elsewhere, the Hockeyroos' return to the podium at the Champions Challenge and World League semi-final tournaments shows clearly that our women's team is continuing to make considerable progress on the world stage.

Our successful hosting of the second edition of the International Super Series in Perth and the Champions Trophy in Melbourne demonstrates that Australia continues to rank among the world's best hosts for international tournaments.

In recognition of the work undertaken in game development through the Hookin2Hockey and HockeyEd programs, Hockey Australia became the first organisation to win the prestigious Etienne Glichitch Medal. Presented by the International Hockey Federation (FIH), it is awarded for making a significant contribution to the growth and development of hockey.

The first year of a new major partnership with the Australian National Preventative Health Agency saw hockey rank highly among the 16 partner sports while a number of other significant commercial partners have extended their associations with Hockey Australia and our national teams.

The investment by Hockey Australia and the state/territory hockey associations in a new national database and competition management platform has already begun to prove beneficial.

Financially, a fourth consecutive year of operating profit has allowed us to continue to build our reserves and further improves the financial stability of the organisation.

In January, we welcomed Sandra Sully and Tracey Scott to the Board. Both have made excellent contributions in their first year and I look forward to continuing to work with them next year. I would like to express my appreciation to Danni Roche OAM, Stuart Carruthers and John Hall, all of whom left the Board this year, for their dedicated service to the sport and to their fellow Board members.

At international level Australia continues to be represented across a number of significant FIH committees. The hard work of our representatives is appreciated not just here at home but also globally as they dedicate their time and expertise for the good of the worldwide hockey family. My thanks go to Renita Garard OAM and Richard Aggiss whose time on the FIH Executive and Rules committees respectively came to an end this year. Thanks also to Ken Read and Don Davies for their continuing service and to Katrina Powell and Liam De Young, who joined the Rules and Athletes committees respectively.

I'd like to pay special thanks to Mark Anderson who left Hockey Australia in April after four and a half years as Chief Executive. During his time in hockey he oversaw the implementation of a new constitution and strategic plan, the introduction of new gold-level

partnerships, the hosting of three successful Champions Trophy tournaments, the creation of the innovative Hockey 9s format and the strengthening of relationships with key government and state/territory partners. He presided over an unprecedented period of financial stability for the sport that has left us in a strong position for the future.

And thanks, too, must go to Greg Hill who guided the organisation as Interim Chief Executive following Mark's departure. To him and the rest of the Hockey Australia staff, thank you for your unstinting professionalism this year.

I'd like to welcome Cam Vale as Hockey Australia's new Chief Executive from August 2013.

Cam brings a wide breadth of sports administration experience and knowledge to the role, having previously been the Interim Chief Executive Officer of the North Melbourne Football Club in the AFL.

I look forward to working collaboratively with Cam on the new 2014-2016 Strategic Plan for Hockey Australia.

Finally, and importantly, I would like to acknowledge my fellow Board members. The strength of our Board has been recognised by external partners. Each member of the Hockey Australia Board has contributed their expertise, their time and their passion to ensuring that the organisation and the sport can continue to achieve the successes it has this year and into the future.

Stuart Grimshaw
President
Hockey Australia

CHIEF EXECUTIVE'S REPORT



It is my absolute pleasure to present this annual report on behalf of the Board and staff of Hockey Australia.

The 2012-13 financial year has been a fascinating one for our sport on the pitch, beginning with

the Olympic Games in London in August 2012. Whilst neither our men's team nor our women's team achieved their medal objectives, both teams performed admirably over the fortnight of Olympic competition. After a heart-breaking loss to Germany in the semi-finals, our Kookaburras responded strongly in their final game to bring home the bronze medal. Our Hockeyroos were unfortunate to miss the medal rounds on goal difference only, leading the tournament in the fewest goals conceded (two) and finished the event in fifth place, two spots better than their world ranking at the time.

The year ended with the FIH World League events in Rotterdam and London. For these events, both teams left Australia with three objectives – qualify for semi-finals and therefore World League Round 4; achieve a top-three result and qualify for the 2014 World Cup; and win the tournament. Despite falling in the final on a shoot-out to an improving Belgium, the Kookaburras ticked two boxes for the tournament and will advance to those marquee events in 2014. On this occasion however, the men's team was outdone by the women's team, with the Hockeyroos winning the tournament final against England.

Between those bookend international competitions, 2012-13 was another busy year for Hockey Australia, with a key focus on major events.

In November 2012, Hockey Australia hosted the second instalment of the International Super Series Hockey 9s tournament in Perth. While the attendance figures were lower than we would have hoped, the involvement of our Kookaburras and Hockeyroos as well as international teams from England, India, Pakistan and Malaysia, as well as, for the first time, our Jillaroos, meant that the on-pitch action was the same high quality and exciting hockey as the 2011 event. Pleasingly,

our Australian teams were able to achieve success in both the men's and women's events. I would like to thank our staff and the staff of Hockey WA as well as the group of volunteers for the delivery of another fun, world class tournament. I also need to acknowledge the ongoing support of our events partners, Tourism WA / Eventscorp, the Australian Sports Commission and ABC TV, without whom this event could not be possible.

In December 2012 Hockey Australia was privileged to host the 34th Men's Hockey Champions Trophy in Melbourne. On every metric this event was a success with impressive crowds throughout the week, enthralling hockey fixtures and an amazing "golden goal" overtime victory to our Kookaburras in the final match. This event generated a net economic benefit to Victoria of approximately \$7.0m and will become the benchmark for future international hockey tournaments within Australia. With thanks to our event partners, Victorian Major Events Company, City of Melbourne, the Australian Sports Commission and ABC-TV, Hockey Australia is very proud of the event that was delivered for the hockey public. I also need to thank the hard working volunteers and staff of Hockey Australia and Hockey Victoria who delivered this fantastic global event.

On a financial front, Hockey Australia is pleased to report an operating profit of \$129,854; our best operating result (excluding major events) since 2001-02. This is the fourth consecutive operating profit for our organisation and is a tribute to our staff and management team who have "owned the budget" throughout this financial year. These funds will be reserved for Hockey Australia future projects and will provide increased stability for our organisation for years to come.

This year Hockey Australia in partnership with all of the state/territory hockey associations, embarked on a major technology project; changing database, competition management and website provider and forging a new partnership with IMG Sport Technology Group. Whilst the project has not been without challenges, our sport is starting to be rewarded with the fruits of our labour. After just over six months, our national database has 105,000 accurate records, allowing our sport to better understand our member

cohort, speak directly with our participants and in future, forge commercial partnerships that will benefit the entire sport in Australia.

In April 2013, Hockey Australia said farewell to long-serving Chief Executive Mark Anderson who accepted the CEO role with Swimming Australia. On behalf of the staff, I would like to thank Mark for his work with our organisation and in leading our team. I personally would like to thank Mark for his ongoing mentorship and am confident that it will stand me in good stead for the future. I wish Mark the very best of success in his new role.

I would also like to personally thank the Hockey Australia Board for allowing me to lead the organisation through the interim period. Whilst challenging, it has been thoroughly enjoyable and I am humbled by the faith that the Board have shown in me throughout this opportunity.

The 2013-14 year will be a challenging one both on and off the hockey pitch. On-field, the year begins with the third instalment of the International Super Series in Perth, followed by the Oceania Cup in Tarakanki, NZ. Both teams then begin preparation for crucial tests against the world's best at the FIH World League Finals in Argentina and India, and then commence their World Cup campaigns in the lead-up to the June 2014 event in the Netherlands. Off field, the implications of the Australia's Winning Edge funding program will need to be clarified and then the business managed accordingly. Key sponsorships with Fortescue, Ausdrill and ANPHA are all due to expire at the end of this year and a key focus for our organisation will be to retain our strong relationships with these Australian partners.

Hockey Australia's recent financial performances have the organisation well placed to face these future challenges. We will continue to work with our national hockey partners to strengthen and grow our game and look forward to future successes.

Greg Hill
Interim Chief Executive (April-July 2013)



Australian Government
Australian Sports Commission

WINNING PARTNERSHIP



The Australian Sports Commission proudly supports Hockey Australia

The Australian Sports Commission is the Australian Government agency that develops, supports and invests in sport at all levels in Australia. Hockey Australia has worked closely with the Australian Sports Commission to develop hockey from community participation to high-level performance.

Hockey Australia is one of many national sporting organisations that has formed a winning partnership with the Australian Sports Commission to develop its sport in Australia.

AUSTRALIAN SPORTS COMMISSION

www.ausport.gov.au

MESSAGE FROM THE AUSTRALIAN SPORTS COMMISSION



The Australian Sports Commission (ASC) is committed to ensuring Australian athletes excel in the international sporting arena, and increasing Australians' participation in sport.

These two clear objectives are

mutually reinforcing – international success inspires Australians to participate in sport and greater participation helps nurture our future champions. Sport inspires individuals, unites communities and encourages active lifestyles.

Success at the international level has become even more challenging for Australian athletes. Traditional competitors keep getting better, and rising countries are becoming forces to be reckoned with. Our tenth placing in the medal table at the London Olympic Games continued a downward trend over the past three games.

Through Australia's Winning Edge 2012-2022, our game plan to move Australian sport from world class to world best, we are changing the role of the Australian Institute of Sport (AIS) and the delivery of the high performance program, improving the financial performance and position of national sporting organisations (NSOs) and strengthening the governance structures and standards of NSOs.

We have initiated a fundamental reform process to improve Australian sport, by linking high performance sports funding more closely with performance; ensuring the AIS is the world's best high performance sports institute; modernising governance structures in a number of sports; investing to improve coaching, leadership skills, talent identification and innovation in Australian sport; and reinforcing public confidence in the

integrity of sport. These reforms will create lasting change and improvement.

In 2013-14, the Australian Government, through the ASC, is investing almost \$120 million in national sporting organisations for high performance programs and to promote grassroots participation in sport.

Our partner sports can expect a much sharper focus by the ASC in future on best practice governance and administration, intellectual property ownership, athlete management and support structures and general accountabilities by the sports. Equally, the ASC is committed to changing to meet the needs of contemporary sport.

Importantly, the ASC is focused on promoting grassroots participation in sport throughout Australia and to continue a suite of successful national programs such as the Active After-school Communities program. Increased

community sport participation has a profound long term dividend, and remains a vital objective of the ASC.

The ASC looks forward to working in collaboration with the sport sector to encourage more people into sport and to drive Australia's continued international sporting success.

John Wylie AM

Chair

Board of the Australian Sports Commission



Australian Government

Australian Sports Commission



Glenn Simpson (L) & Tristan White (R)



HIGH PERFORMANCE DIRECTOR'S REPORT

Hockey Australia's (HA) high performance (HP) system and national programs have and will continue to experience significant change and challenge as HA responds to the ASC strategic direction 'Australia's Winning Edge (AWE) 2012 – 2022'. Key aspects to this include a restructure of the AIS to focus on strategy and investment, rather than program delivery, new National Sports Organisations (NSO) funding principles, greater levels of accountability for results and an increased emphasis on evidence based monitoring.

Over the last year HA has positioned itself well to both respond to the AWE strategy and to maximise opportunities that will arise from this shift in direction. While the operations of the HP Unit are transitioning to be fully managed and financially underwritten by HA, program activity remains much the same, with national programs focusing on international success and running centralised camps based programs out of Perth.

These programs continue to be underpinned by the National Training Centre (NTC) network, hosted through the State Institutes and Academies of Sport (SIS/SAS), with their primary focus being sustainable international success. Through the eight centres and 12 NTC coaches, over the last year HA supported approximately 180 nationally and state identified athletes in their home environment.

2012/2013 HIGH PERFORMANCE EMPHASIS AND ACHIEVEMENTS

LEADERSHIP

- 2011 HP System Review recommendations rolled out, including appointment of a High Performance Director (commenced November, 2012)
- Appointment of full time National Junior coaches
- Development of a National Athlete Nomenclature and HP funding principles framework

ATHLETE PATHWAY/COHORT

- All network athletes categorised against the National Elite Sports Council (NESC) athlete nomenclature framework, with clear guidelines agreed around development requirements and transition
- Athlete Management System (AMS) introduced to record, monitor and assess

athlete/national team development and performance

- HA Athlete Development model project progressing with alignment to AIS Foundations, Talent, Elite and Mastery (FTEM) model

DAILY TRAINING ENVIRONMENT

- NTC programs provided with defined purpose and clarity around their role in the national system and athlete pathway
- Increased national technical/tactical direction provided to ensure that athletes are 'national program/competition ready'
- Targeted support provided to NTC programs and nationally identified athletes for program and athlete development initiatives e.g. international drag-flicking camps in the Netherlands, intra-NTC Visiting Athlete programs, specialist goalkeeping camps etc.

COACHING

- National and NTC coaches were provided with high quality opportunities for acquiring experience and on-going professional development.

Highlights:

National Assistant coach Graham Reid 'head coached' the Kookaburras to a gold medal at the 2012 Champions Trophy

ACTAS coach Ben Bishop participated in the AIS Olympic Games study tour, joining coaches from across a range of Olympic sports

Junior Men's coach Paul Gaudoin and NSWIS coaches Larry McIntosh and Katrina Powell attended international drag flicking camps in the Netherlands, working with world renowned coach Toon Siepmann

WAIS and SASI coaches Chris O'Reilly and Tim White led a men's development tour to China gaining invaluable international coaching experience

Three National and NTC coaches were supported by HA to complete the NCAS Advanced Coach Course and to attend the 2012 Champions Trophy in Melbourne

COMPETITION

- HA continues to balance International and national domestic competition with a range of targeted opportunities for national development, junior and futures athletes.

Highlights:

Australia A programs for National Development Squad athletes continued around senior international events across 2012 and 2013

The Jillaroos competed in the 2012 International Super Series in Perth gaining a unique and valuable experience

Australian teams won the 2013 Youth Olympic Games Festival hockey events in Sydney

National U21 teams, the Burras and Jillaroos, qualified for the 2013 Junior World Cups winning Oceania qualifying events

The Junior men's team toured Europe playing test matches against Germany, Belgium and the Netherlands

RESEARCH AND INNOVATION

HA has increased its commitment to proactively driving research and innovation and is currently supporting a number of targeted projects including an ACL Knee Research project (UWA/HA), Comparative Performance Analysis PHD (PHD Student/CU/HA) and Enhanced Real Time Performance analysis project (HA/AIS).

HA acknowledge the generous support of the SIS/SAS network, state associations and respective State Governments in their continued investment into our high performance system. These partnerships are critical to HA continuing to provide strong pathways and high quality programs for athletes to progress into the national and international arena.

Tricia Heberle

High Performance Director

MEN'S HIGH PERFORMANCE PROGRAM REPORT



The Olympic Games saw the Kookaburras fail to finish at the top of the podium for the first time in four years when they fell short against Germany in the semi final after leading with 16 minutes to play. They rebounded to secure the bronze two days later but the disappointment with a medal performance was palpable in the group. Three months later they secured their fifth straight Champions Trophy in an extra time thriller against Netherlands in the final. Five in a row is unlikely to ever be repeated in this competition.

Again the Kookaburras secured an International Super Series Hockey 9s victory in Perth in November and during January and February many Kookaburras competed

in the inaugural Hockey India league while seven players returned to the Netherlands to play in that league. In April, a young team with five debutants again secured the Azlan Shah trophy beating Malaysia in a tight and thrilling final before a sell-out crowd. A few weeks later a further five players made their debuts against Korea in a series in Perth where the Kookaburras were again undefeated.

In May and June the team made their way to Europe for the World League Semi-Finals with three aims...to qualify for the 2014 World Cup, qualify for the World League Finals in India and to win the tournament. Over the three weeks the Kookaburras played nine matches with one loss. Unfortunately,

we finished level in the final against Belgium only to lose in a sudden death shootout. Earlier the Kookaburras ensured World Cup and World League Final appearances.

Also during the period, a number of Kookaburras embarked on penalty corner training in the Netherlands accompanied by Luke Doerner, while a development team visited China in June where test matches were played against provincial teams.

Ric Charlesworth
Head Coach
Australian Men's Hockey Team



WOMEN'S HIGH PERFORMANCE PROGRAM REPORT



2012-13 was a challenging year for the Hockeyroos, but one that demonstrated considerable progress.

COMPETITIONS

Our Olympic Games performance was the culmination of an 18 month preparation phase which exposed 43 athletes in 68 matches. After finishing equal top on points in our pool, we missed the semi finals on goal difference. In defeating China we finished a credible fifth position, two places higher than our world ranking at the time. This result marked the beginning of a promising year for the Hockeyroos.

After a short break and a number of retirements (Hope Munro, Megan Rivers and Jacklyn McRae) a new look Hockeyroos team competed in the Champions Challenge in Dublin. The Hockeyroos displayed their dominance throughout, completing the tournament undefeated, scoring a tournament high 26 goals and conceding a tournament low of four.

This performance was then backed up with an emphatic victory at the World League Semi Finals in London with a 3-0 win over England. Once again, the Hockeyroos finished with a tournament high 'goals for', whilst conceding the fewest of any team. This victory ensured qualification into the 2013 World League Finals in Argentina and 2014 World Cup.

JUNIOR WORLD CUP PREPARATION

The completion of the Olympic cycle in 2012 saw the appointment of ex Olympian and South Australia Sports Institute Head Coach, Craig Victory as the new National Junior Coach. With Craig driving this program, the Jillar Roos have had an extensive competition and camps program which included games prior to Australian Youth Olympic Games and Oceania Qualifier tournaments, along with games against Australia 'A' and a tour to Japan.

THE DAILY TRAINING ENVIRONMENT

After a comprehensive review of our Olympic preparation and performance, several new initiatives were introduced into the daily training environment to ensure athletes are prepared to 'Worlds Best' standards. A more extensive program of team training individualised small group work and increased physical load has been achieved through increased access to athletes through the week and by training during the middle of the day.

Supporting this programming change, the Women's High Performance Program (WHPP) have also documented the physical performance benchmarks desired by athletes along with minimum standards now required for national senior team selection. A culture of personal best performances has quickly evolved which has seen considerable physical progress continue to be achieved.

KEY STAFF APPOINTMENTS

In addition to Craig Victory, the beginning of 2013 also saw the appointment of other key staff members.

With goalkeeping being of critical importance, Mark Hickman was appointed as an Assistant National Coach in the combined role of Goalkeeping and Resources and whilst it was disappointing that Matt Burgin (psychologist) was unable to continue to work with the program, Darren Everett now holds this role after having worked with the National Junior Program. Darren has already had a significant impact in building on the high performance culture we have been developing since 2011.

PLAYER MILESTONES

Of the 33 athletes who have represented the Hockeyroos in the last year, we had six play their first game (Edwina Bone, Jane Claxton, Karri McMahan, Kirstin Johnson, Brooke

Peris and Mariah Williams) and a number reach significant milestones (Madonna Blyth – 250, Megan Rivers – 200, Casey Eastham – 150, Ashleigh Nelson and Georgia Nanscauwen - 100).

SUPPORT

The High Performance Program would not be possible without the generous support of the ASC, AIS, State Sporting Organisations and the various financial and support services provide through the NTC Programs. We would like to thank all of these key stakeholders for their ongoing support. In addition we would like to thank our sponsor, Ausdrill for their unwavering support over the last two years.

THE FUTURE

Continued work on building depth, improving our physicality and increasing our skill base will remain a focus in the coming 12 months and with the support and persistence from our key stakeholders, we plan to continue our recent progress and to take another step towards becoming World's Best, again.

Adam Commens

Head Coach
Australian Women's Hockey Team

	PLAYED	WIN	LOSS	DRAW
ARGENTINA	1			1
CHINA	2	2		
ENGLAND	4	2		2
GERMANY	1	1		
INDIA	1	1		
KOREA	4	2	2	
NETHERLANDS	1			1
NEW ZEALAND	1		1	
SOUTH AFRICA	5	3	1	1
USA	3	3		
OTHER	6	5	1	
	PLAYED	WIN	LOSS	DRAW
HOCKEYROOS-OFFICIAL TESTS	29	19	5	5
HOCKEYROOS-UNOFFICIAL TESTS	11	6	5	1
JILLAROOS*	16	12	1	3

*Note - Jillar Roos also played a 4 test series against Australia 'A'

SPONSORSHIP & GRANTS

The 2012-13 financial year was Hockey Australia's busiest and most successful year for some considerable time.

While servicing two new major partners (Fortescue Metals Group & Ausdrill) in their first 12 months with the organisation, we renewed both national teams' apparel sponsors (Kukri & ASICS) and one other (Atteris).

Kukri have re-signed for a further four years with an increase in the cash component and a considerable increase in contra apparel. ASICS also re-signed for four years, this time with a cash component attached to the sponsorship and an increase to the medal incentive bonus and apparel contra. Further to this, both Kukri and ASICS are now partners of the two national junior teams (Jillaroos & Burras) as their Official Apparel sponsor for the next four years.

Australian National Preventive Health Agency (ANPHA) finished their first year as a major partner of the organisation with all benefits and reporting completed for 2012-13. The feedback received from ANPHA is that out of the 16 sports they deal with, Hockey Australia is ranked very highly.

A second year of Government funding for Women in Sport has allowed the organisation to increase the level of photography, media and online match streaming to continue to build the profile of the Hockeyroos and our marquee players.

COMMUNICATIONS

WEBSITE

The single largest development in communications this year was the redevelopment of the Hockey Australia website. IMG-STG developed the new site, providing the organisation and the sport with a more dynamic 'shop window' with which to promote hockey, the Kookaburras and Hockeyroos and the work of Hockey Australia. The new site framework allows for better functionality and flexibility in displaying information, with a focus on making information easier to find and more attractive to site users.

TOURNAMENT COMMUNICATIONS

Continuing the work started in the previous year, a strong emphasis was placed on generating engaging, interesting and informative content with the Hockeyroos and Kookaburras around major tournaments. That content was used as the basis of Hockey

Australia's coverage of the national teams at major events on digital and social media channels. This year, this approach included video interviews and diaries, written blog posts and the employment of a number of freelance communications assistants to join the teams at the World League competitions in Europe. This allowed Hockey Australia to generate fresh content on a regular basis on the ground. As ever, match reports were written up and distributed to the media along with relevant photography within an hour of the Kookaburras and Hockeyroos' matches finishing. Every capped match was also covered live on Twitter and Facebook.

LIVE STREAMING & BROADCAST

The ongoing partnership with the Australian Broadcast Corporation (ABC) continued in the back half of 2012 with live broadcast of the International Super Series Hockey 9s and Men's Hockey Champions Trophy Melbourne 2012.

The Hockey 9s was broadcast on delay for the Thursday and Friday and shown live nationally on Saturday and Sunday but broadcast numbers were disappointing across the four days. In contrast, the Champions Trophy was a huge success, smashing previous broadcast figures. Cumulative audience figures across the ABC and Fox Sports networks reached 1,421,700 in comparison to 533,000 for the same event in 2009. The Champions Trophy was broadcast into approximately 30 countries. The Americas, Asia Pacific and Europe over a total of 356 programs, with a cumulative audience of 25,553,000 viewers.

Eight matches against Korea were live streamed from Perth via the Hockey Australia website in March and April. It was considered a worthwhile experiment but in review, the reach and audience penetration achieved by streaming non-tournament matches was deemed fairly low and future consideration will be given to the higher impact afforded by television broadcast, albeit with the acknowledgement that this would likely result in the need to show fewer matches due to cost implications.

Australia ranked favourably in viewership for the live online streaming by the International Hockey Federation of the men's and women's World League Semi-Finals in June and July with matches also shown live and on delay on Foxtel.

DIGITAL & SOCIAL MEDIA

This year saw an increased emphasis on engaging with followers and participants through social media channels and a focus on providing content and dialogue appropriate for each platform. All of Hockey Australia's primary social media channels saw excellent growth. All three Facebook pages (Hockey Australia, Kookaburras and Hockeyroos) saw growth in the region of 60-80% while the three Twitter accounts all saw followers more than double. Increasing the frequency of new video content available on the Hockey Australia YouTube channel and an undertaking to produce more content with the Kookaburras and Hockeyroos squads led to more than 400,000 views of videos on the channel in the past 12 months, accounting for 43% of all views since the channel was launched in 2010. The most popular new content of the year was the slow motion hockey video filmed at the Champions Trophy, which was watched more than 19,000 times.

The implementation of the membership database in conjunction with IMG-STG enabled Hockey Australia to relaunch its e-newsletter directly to registered participants across the country. It marked the first time that Hockey Australia has had the ability to communicate in a targeted fashion on a one-to-one basis with such an accurate database of participants and resulted in open and engagement rates significantly above those of traditional eDMs, measuring between 30-40%.

MEDIA

Hockey Australia continued to engage with mainstream media on a regular basis, fulfilling media requests and placing heaviest focus on media engagement in the build-up to major tournaments including the International Super Series Hockey 9s, Champions Trophy, Hockey India League, World League and Junior World Cup. Athletes and coaches were put up for interview, including a media conference call with Kookaburras Head Coach Ric Charlesworth prior to the World League. This format was well received by the media and will be utilised again for future events.

Shane Tonkin
Sponsorship & Marketing Manager
Lawrence West
Communications Manager
Josh Givoni
Marketing Coordinator

GAME DEVELOPMENT REPORT



The Game Development (GD) department is pleased to report on its activities for the 2012-13 year.

The year saw a consolidation of new programs as well as growth and new initiatives that will further assist in growing the game. All development programs look to recruit or retain players and officials in a manner that is sustainable to all. The environment we all work in to undertake the recruitment and retainment has never been so crowded and competitive and we must continue to evolve to ensure further growth.

More than \$350,000 was allocated from Hockey Australia to state hockey associations to assist with the recruitment and education of players and officials. Along with outstanding work from these state bodies as well as volunteers in clubs and associations across the country, hockey was once again able to grow its numbers. It is very pleasing to report that 18,500 new players between 5- 12 years of age joined and played hockey for the first time this year. These new players along with the formal education of 2,600 coaches and officials, were highlights of the year and will ensure that the game continues to thrive.

Of the 18,500 new players just under 10,000 joined hockey clubs and associations from the national grass roots program Hookin2Hockey. The revamped Hookin2Hockey program is only in its fourth year but already it is having a major impact on numbers with the brand gaining traction in the competitive market place that is junior sport. Clubs and associations have greatly

assisted this by providing outstanding junior programs in family friendly environments.

During the year, the GD department of Hockey Australia was very proud and excited to be awarded the prestigious Etienne Glichitch medal by the FIH at the World Hockey Congress. The Glichitch medal is awarded to a person or federation that has made a significant contribution to the growth and development of hockey at local, national or international level. It has previously only been awarded three times (to individuals) and Hockey Australia is the first National Association to win. Hookin2Hockey and HockeyEd were specifically mentioned by the FIH as innovative programs that have greatly assisted in driving more young players into the sport as well as educating coaches and officials.

Only 18 months ago we recognized that hockey was extremely under resources in the coaching and officiating areas. In a short period of time we have gone a long way to rectifying this with manuals, websites, apps, twitter accounts, YouTube account, DVDs and CDs all being produced to assist the ongoing education of these key people in our game. We were particularly proud during the year of producing an advanced hockey app for iPhone and iPad that, for almost no cost to the user, replicates software programs that cost many thousands of dollars. In a further exciting project we are funding two PhD students for the next four years who will be undertaking major research in game modifications and observational learning with the results from these studies to greatly assist development decision making in the future.

It was an exciting year with the Champions

Trophy being hosted in Melbourne. The GD department was heavily involved in kid's activities as well as professional development activities for coaches and officials. Seminars, meetings, conferences and courses were all conducted with excellent attendance across the board. We had outstanding feedback from all activities but especially in relation to our live twitter feed from expert coaches during the finals which was very innovative and informative.

No Australian sport conducts more national and international championships than hockey, with over 35 events across the year. All of these events have rules, procedures, umpires, technical officials, judges and tournament directors. The standard of all of these was once again world class. We would like to sincerely thank all who were involved in these tournaments that are not only enjoyable for all participants but that go towards creating a pathway that ensures that Australia continues as a world hockey power in all areas.

2012-13 has seen some tremendous results in development but it has also highlighted the continued need to evaluate and evolve. With limited resources the development department has continued to implement proven programs while at the same time develop new initiatives to continue to grow the game. As exciting as the year was, the next year will be even better.

Grant Weir
Game Development Manager



MAJOR INTERNATIONAL TOURNAMENT REPORT



EVENTS & TOURNAMENTS

The Olympic Games London 2012, International Super Series Hockey 9s and the Men's Hockey Champions Trophy Melbourne 2012 made for an exciting six months in Hockey Australia's event calendar.

OLYMPIC GAMES, LONDON 2012 - 27 JULY-12 AUGUST

The Olympic Games was the first major event of the period and delivered a second consecutive bronze medal for the Australian men's hockey team and a fifth place for the Australian women's hockey team.

The Kookaburras went into the Games as favourites in the men's competition and began the tournament strongly with comfortable victories over South Africa and Spain in the first two matches. Jamie Dwyer opened his third Olympic Games with a hat-trick against South Africa.

Two draws followed against Argentina and Great Britain, but then Ric Charlesworth got his men back on the right path with a seven-nil drubbing of Pakistan in the final pool match.

Kieran Govers and Glenn Turner scored in the first 42 minutes of the semi-final to give the Australian's a 2-1 lead in the clash against Germany. The final 16 minutes of the match

were shattering for Australia, conceding three goals and going down 4-2, and missing out on the chance to play in the Olympic final.

A 3-1 victory against Great Britain in the bronze medal match secured the Australian men's hockey team a second consecutive bronze and a sixth consecutive Olympic medal.

The Australian women's hockey team only lost one match for the tournament and finished an impressive fifth.

An opening round loss to New Zealand meant the Australians missed out on a top two spot in their pool by goal difference and played off in the 5-6th play-off match against China.

Wins against Germany, USA and South Africa and a brave final round draw against eventual silver medalists Argentina, were the highlights of the tournament for the young group.

INTERNATIONAL SUPER SERIES HOCKEY 9S, PERTH 22-25 NOVEMBER 2012

The second edition of the International Super Series was once again played at the Perth Hockey Stadium in Western Australia. Arranging teams for the event proved difficult due to the financial implications of the London Olympics and Champions Trophy.

The men's competition saw the Kookaburras take on Hockey 9s debutants England and regulars India and Pakistan. In the women's competition, the Hockeyroos faced Malaysia and the Australian U21 team, the Jillaroos.

The event was broadcast domestically by the ABC. Crowd attendance was significantly less than the previous years, as were broadcast figures in Australia.

The Kookaburras and Hockeyroos defended their titles and were crowned Hockey 9s champions for the second year in a row.

MEN'S HOCKEY CHAMPIONS TROPHY MELBOURNE 2012 1-9 DECEMBER 2012

The Kookaburras were out to make amends for their bronze medal in London by looking to continue their amazing Champions Trophy record, and secure their fifth consecutive Champions Trophy. The Kookaburras looked strong throughout the event that saw them play in a thrilling gold medal match against the Dutch in which they won in 'Golden Goal' extra time with a strike by Kieran Govers. Kieran Govers and Jamie Dwyer again top scored for Australia with three apiece.



The Australian men's hockey team celebrate their bronze medal success at the London 2012 Olympic Games



The Australian's women's hockey team celebrate their victory over China in the 5-6 play-off at the London 2012 Olympic Games.



Joel Carroll and Casey Eastham celebrating their Player of the Tournament award at the 2012 International Super Series Hockey 9s

COMPETITION'S REPORT

Hockey Australia was fortunate enough to host the 2013 Australian Youth Olympic Festival in Sydney in January.

The festival attracted high class opponents from the USA, Great Britain, China and Malaysia.

Our sincere gratitude extends to the Australian Olympic Committee for their brilliant initiative of the Australian Youth Olympic Festival. The ability for athletes and staff to be involved in an event such as this is invaluable.

On a national level, the AHL returned to the two-week format for 2012, with Perth and Canberra hosting the women's and men's tournaments respectively.

WOMEN'S AHL FINAL STANDINGS:

1. Victoria
2. New South Wales
3. Queensland
4. Western Australia
5. Australian Capital Territory
6. South Australia
7. Northern Territory
8. Tasmania

Player of the Tournament: Anna Flanagan (ACT)
Player of the Final: Claire Messent (VIC)
Leading Goal Scorer: Reggie Ashton (QLD)
Play the Whistle: WA

MEN'S AHL FINAL STANDINGS:

1. Queensland
2. Western Australia
3. Victoria
4. New South Wales
5. Northern Territory
6. Australian Capital Territory
7. Tasmania
8. South Australia

Player of the Tournament: Simon Orchard (NSW)
Player of the Final: Matthew Swann (QLD)
Leading Goal Scorer: Chris Ciriello (VIC)
Play the Whistle: ACT

Moving forward, the AHL will adopt the Champions Trophy format to better align the competition format to the FIH guidelines. Following the qualifying round, the top two teams from each pool will then form Pool C, with the bottom two from each pool then forming Pool D. Further classification and finals matches will follow from that point on.

In an exciting move forward for national championships, the Under 13 to Under 18 age groups are opening up to multiple teams from any state or territory that wishes to enter a second team.

This initiative is intended to support the states and territories with a larger playing population in offering more opportunities for their athletes to be involved in national

championships and help them to retain athletes in our sport during this critical age group.

In the last 12 months, we've made tremendous progress in the areas of competitions, indoor and officiating. There is much more work to be done but the activities by those directly involved have been greatly appreciated and have already resulted in many positive outcomes. The rejuvenated approach in all areas is extremely encouraging as we strive to ensure our actions and outcomes are geared towards the betterment of hockey in Australia.

Todd Faulds
Competitions Manager



Victorian Vipers secure the 2012 Australian Hockey League title in Perth

INDOOR CHAMPIONSHIPS

The Indoor Advisory Committee was formed in 2012 and first met via Teleconference on 6th September with subsequent meetings held 15/11/12, 10/1/13 (at Open Nationals in Canberra), 12/3/13 and 25/7/13. Additional meetings have been held between Lyn Hill (chair of Committee) and the Australian Coaches at the Nationals to provide more feedback to the Committee on their plans for National Squads and tours.

The 2012-13 season trialled the change to four day tournaments running back-to-back with Open/Under 21s in Canberra and Under 18/Under 15 in Launceston. Dates were –

Australian Open Indoor Championships: 5 - 8 January 2013 (Canberra, ACT)

Australian U21 Indoor Championships: 9 - 12 January 2013 (Canberra, ACT)

Australian U15 Indoor Championships: 13 - 16 January 2013 (Launceston, TAS)

Australian U18 Indoor Championships: 17 - 20 January 2013 (Launceston, TAS)

NATIONAL CHAMPIONS WERE AS FOLLOWS –

Open Women – Western Australia

Open Men – New South Wales

Under 21 Women – Victoria

Under 21 Men – Western Australia

Under 18 Women – New South Wales

Under 18 Men – New South Wales

Under 15 Girls – New South Wales

Under 15 Boys – New South Wales

Hockey ACT also hosted a very successful Under 13 invitational tournament on the Australia Day weekend with seven boys and seven girls teams attending from ACT, NSW, VIC and QLD. NSW were successful in both Finals.

Train-on squads for men and women were selected at the Open Championships and available players trained for three days (during the Under 21s) and stayed at the AIS as a squad.

Feedback from these tournaments was extremely positive in regard to the structure change with teams playing two games per day. Less time away from home is a bonus for leave and the ability to utilise players as coaches/managers in the back to back tournaments also received positive feedback.

Dates have been set for the 2013-14 season as follows –

The Open Indoor Nationals will be held in NSW in January 2014. The Under 21 Nationals will follow shortly after in NSW as well.

Under 15 Championships 12 – 15th January and Under 18s 17th – 20th January/21st January, 2014 – Venue – Kedron State High School, Brisbane, Queensland.

On the international scene, the FIH announced rule changes from 1st September 2013 which will include a reduction to the number of on-field players from six to five as well as the “own goal” not being played in indoor hockey. These changes will be played at all National Championships in 2013-14.

With the Indoor World Cup set for early 2015, it is an exciting time for indoor players with the opportunity to represent their country at a World Cup Event.

The Australian men are currently preparing for their European tour in January under the guidance of Anthony Potter (Coach), Brent Deans (Manager), and John Hooper (Assistant Coach/Video Technician).

The Australian women are also working towards a European tour in January 2014 and an Asian visit in October under the guidance of Stewart Fenton (Coach), Karen Seaman (Manager/Assistant Coach), John Trueman (Assistant Coach/Video Technician) and Alex Lupton (Assistant Coach).

All of our coaching and management team have been working hard behind the scenes to provide cost effective and worthwhile opportunities for both the Australian men’s and women’s squads.

Squads announced for train-on after the Nationals and squads announced for tours are –

WOMEN’S TRAIN-ON SQUAD –

Open Women’s Indoor Hockey – Camp Squad – 2013

Ellie Lyons, Shelley Watson, Jennifer Rowe - ACT
Kyah Gray, Tamsin Lee, Emma McLeish, Claire Rieck, Lisa Farrell, Kalinda Comerford, Aleisha Smith – NSW

Clare Comerford, Lauren Richards – QLD

Julie Cooper, Emily Seccull, Sam Daly, Rebecca Sneskov, Erica Traheer, Tegan Boucher, Tash Lombard – VIC

Men’s Train-On Squad after Nationals in Canberra –

Garry Backhus, Matt Hotchkis, Seyi Ontiri, Chris Hotchkis, Malcolm Beer, Paul

MacKinnon – ACT

Adam McClelland, Matt Argent – QLD

Troy Rossiter, David Spence, Ben Poulton, Nigel Croke, Heath Ogilvie – NSW

Hamish Hall, Dougal Middleton, Rory Middleton – Tasmania

Darren Parkes, Benjamin Rennie – WA

WOMEN’S SQUAD FOR TOUR TO EUROPE IN JANUARY –

Lauren AUSTIN (WA)

Tegan BOUCHER (VIC)

Emily CARROLL (WA)

Clare COMMERFORD (QLD)

Holly EVANS (SA)

Kyah GRAY (NSW)

Emma McLEISH (NSW)

Emily RIORDAN (VIC)

Stephanie RIORDAN (VIC)

Rebecca SNESKOV (VIC)

Aleisha SMITH (NSW)

Shellie WATSON (ACT)

Pam WILLIAMS (QLD)

The Women’s squad for Asia is still to be finalised and announced.

MEN’S TEAM AND SQUAD FOR TOUR TO EUROPE IN JANUARY –

Gary Backhus – ACT

Malcolm Beer – ACT

Chris Hotchkis – ACT

Matthew Hotchkis – ACT

Paul MacKinnon – ACT

Andrew Tomadini – ACT

David Spence – NSW

Heath Ogilvie – NSW

Ben Poulton – NSW

Kurt Ogilvie – NSW

Nigel Croke – NSW

Adam McLelland – QLD

David Orr – WA

Darren Parkes – WA

Ben Rennie – WA

Shadows – Seyi Onitiri ACT, Troy Rossiter NSW, Simon Beaton NSW

The Indoor Committee is looking forward to a successful year in 2013-14 and appreciate the support of Hockey Australia and in particular Todd Faulds, Competition Manager.

Lyn Hill

Chair of Indoor Advisory Committee

AUSTRALIAN MASTERS COUNCIL



This year has been an exciting one for masters hockey with a number of significant achievements being realised.

Masters hockey has been given the recognition it deserves by FIH. The President's ambition to include masters hockey as one organisation under the umbrella of the FIH was articulated during his presentation at the last Congress held in November 2012 in Kuala Lumpur. The vision of FIH is to have a totally inclusive sport for everyone from 5 to 75+ including para-hockey. It has been recognised that masters hockey events worldwide are growing and offered potential links with the FIH Foundation for the development of the sport.

In June 2013, the FIH agreed to set up a "Masters Panel", to be chaired by a member of FIH Executive Board with representation of the international masters organisations (International Masters Hockey Association and World Grand Masters Hockey Association) and two members of FIH staff.

The inaugural Masters World Cup was held in Canterbury, England in August 2012 where Australia fielded both men's and women's teams. The Australian contingent was very successful winning gold in the men's over 55s age group and silver in the women's 40s and 50s age groups. Australian Master's expertise is well recognised around the world with Robyn Bannerman and Peri

Buckley fulfilling key roles during this event as Umpires Manager and Judge/Technical Officer respectively.

At the same time, a Grand Masters World Cup was organised in Oxford, England where our Australian Over 60s, 65s and 70s competed. Australia won gold in the 70s and silver in the 60s, while the 65s lost the bronze medal game in a shoot out.

New Zealand was the host for the 2013 Trans Tasman Masters Challenge. A ten team contingent travelled to Auckland and competed in atrocious weather conditions. Australian teams were successful in seven out of the ten age groups winning the coveted trophy. During this event a trial of over 60s women's competition was held with successful negotiations resulting in this age group being included in the next Trans Tasman to be held in Australia in 2015. Australia was successful in the women's over 60s age group as well.

The HA Masters Council continues to work with the Oceania Hockey Federation to support the development of hockey in this region. The development program includes teams travelling to places such as Fiji to provide much needed competition, development of umpires and technical officers and provision of funding or donations of equipment.

The Masters Council continues to enjoy a collaborative approach to the national program with successful joint initiatives and events. Masters hockey has agreed to adopt the HA logo exclusively for all future uniform and other apparel. To be seen at international events as one unified contingent representing Australia is very important to the Council.

Both committees have organised Australian Championships catering for all their age groups with the over 35s for men steadily growing in interest and participation. Just Hockey continues to be an active supporter of Masters hockey throughout Australia.

The Masters Council values the support provided by HA staff and committees. We continue to work together for the growth and improvement of our sport.

MASTERS COUNCIL

Sue Briggs (Chairperson)

Carol Sheridan

Peter Sweeney

Martin Ferrari



HOCKEY AUSTRALIA COUNTRY REPORT



It has been another very active year for Hockey Australia's 'Country' section. In what has become an important and permanent part of the HA Country schedule, the HA Country U21 teams once again represented Australia at the Oceania Pacific Cup in Fiji during December 2012.

In a very close competition, the women finished with a silver medal whilst the men, for the first time came home with the gold medal after defeating hosts Fiji in a game fitting of a final.

The senior teams toured to Singapore followed by a week in Hong Kong. The

Singapore leg of the tour clashed with an international junior competition that meant games against the national sides were cancelled, however the local clubs, including expat teams provided worthwhile competition. Following the Singapore leg of the tour the teams moved on to Hong Kong and were treated to fantastic hospitality and competition from our hosts. The 'tests' against the national teams were a treat and honours were shared evenly.

Hockey Victoria hosted a successful 2012 Australian Country Championships in

Bendigo. At the conclusion of a week's competition, highlighted by top quality hockey and close competition, NSW women took home the gold medal and WA proved too strong for NSW in the men's final.

Moving forward, we still await commitment for teams being fielded in future Australian Country Championships by those states and territories not traditionally represented.

Michael Nelson
Chair of Country Committee

Hockey Australia Senior Country teams in Hong Kong 2013



Hockey Australia Country U21 Men's team celebrate gold at Oceania Pacific Cup in Suva 2012





Oceania Hockey Federation would like to acknowledge the support of Hockey Australia and its members to the contribution to hockey development within the Oceania Continent:

HIGH PERFORMANCE ACHIEVEMENTS

Oceania Hockey Federation congratulates Hockey Australia and their national teams on their performances throughout 2012-13, especially as both teams qualified for the FIH World Cups in 2014. The Kookaburras dominance at the Men's Champions Trophy, taking their fifth consecutive title, is a significant achievement while the Hockeyroos achieved success in winning the FIH World League semi-final in England. At the 2013 Oceania Junior Nations Cup qualifiers held in the Gold Coast in February Australia was successful in taking both titles. Oceania Hockey Federation wishes to acknowledge the Gold Coast Hockey Association for its superb hosting and organisation of this tournament. A big thank you to local hockey communities and clubs in the Gold Coast and in northern NSW who provided billets, specialist coaching and practice match opportunities for Papua New Guinea and Vanuatu players and management.

HOCKEY AUSTRALIA BOARD AND STAFF

The relationship between the Oceania Federation Executive, Hockey Australia Board and Mark Anderson, former Chief Executive of Hockey Australia has been extremely positive. Hockey Australia board member, Norman Same, was elected to the Oceania Federation Executive in February and this has enhanced communication further. This year saw a continuation of regular consultations, resulting in even greater sharing of resources and a real recognition of the specific needs of the developing island hockey members.

AUSTRALIA COUNTRY U21 MEN AND WOMEN

Australia Country Men and Women have represented Hockey Australia at Oceania Pacific Cup Tournament in Fiji since it started in 2008. Congratulations to the Australia Country U21 men, who won the 2012 title for the very first time, while the women took the silver medal in a close tussle with Fiji. It was the first time that Fiji women had won the title and reflects the contribution that Australia Country teams have made in helping to lift the level of performance of the Pacific Island teams. Oceania Hockey Federation acknowledges the contribution and organisation of Australian Country

Chef de Mission, Michael Nelson. Each year, umpires have come with the teams and this has been very positive in helping to develop local officials. The 2012 umpires were Rhiannon Murrie, Chris Mutton and James Stewart. The donated equipment that Australian country players bring to share with island participants is greatly appreciated.

OHF OFFICIATING AND COMPETITION COMMITTEES

Oceania Hockey Federation added a competition committee to its structure in 2013, after starting an officiating committee in 2011. With more competitions occurring on the Oceania calendar these two committees complement each other and there has been significant strategic discussion over the venues, appointments of officials, types of competitions and new formats of competition that will help to encourage participation in hockey, especially in the Pacific Islands. Thanks to David Peebles for accepting the position as Chairman of the Competition Committee and the work achieved in its inaugural year.

AUSTRALIA HOCKEY MASTERS

The organisation has made a significant contribution to the development of Pacific Islands Hockey, over the past year. Regular communication has developed with the Oceania Executive re events, development tours to Fiji and ways in which Masters groups can help grow the sport. Vanuatu was incredibly grateful to the Australia Masters men who contributed funds to supply their two teams - who were participating in their first FIH event in Fiji in December 2012 - with mouth guards, shinguards and shoes. Australia Masters women have kept Oceania briefed on their plans for 2013-14 and donated a large amount of equipment during their trip to Fiji in 2012. This type of support is magnificent and Oceania Hockey Federation acknowledges the positive involvement.

Bob Claxton

Secretary General & Treasurer
Oceania Hockey Federation

INTERNATION HOCKEY FEDERATION



This year saw the end of the contribution of two of Australia's most prominent representatives at FIH.

After years on the Rules Board, Richard Aggiss retired. Richard was well known as coach of our men's team in the 1980s. This provided him with a great grounding and interest in the rules of the game. An example of the influence of the recommendations of the Rules Board is the most outstanding recent change to our game - the introduction of the self-pass. Richard has been strong and determined in his representation of Australia while on the Rules Board. Richard is far from lost to the game as his recent publication on the history of hockey shows.

Renita Garard's time on the FIH Executive committee came to an end following this year's election.

Renita was a highly valued member of the Executive Board of FIH. Such was her standing with the Executive Board that from the President down they all expressed complete surprise with the result. There is no doubt that Renita will be greatly missed. Not only has the Executive Board lost its last Australian member but it has lost a dual gold medallist and a lady whose training placed her well to audit income and expenditure during a time of important strategic change. Renita has a broad grasp on the issues that confront our game at all levels. She will be greatly missed from the Executive Board.

Liam de Young joined the Athletes Commission and Katrina Powell the Rules Committee. We wish them both all the best and hope for long contributions. It is only after much time that one gains the type of traction and international respect that Richard and Renita had.

The Chief Executive forum is now an integral part of the FIH. It provides our Chief Executive with access to the FIH staff and to the thinking of other Chief Executives. It is an open and inclusive body to which Australia must commit the resources to enable its Chief Executive to attend. Without committing resources to this forum Hockey Australia will not be a player in the international scene that properly influences decision making at the highest level.

On the playing field, Australia has fared well securing a bronze at the Olympics for our men, with the women claiming fifth. Given the result of the Hockeyroos in London, it seems that we are now back amongst the world's best.

Ken Read
Chair FIH Competitions Committee
Chair FIH Event Evaluation Panel



Kookaburras Co-Captain Liam de Young



Hockey ACT, like many state sporting organisations, works hard to ensure the sport grows and remains an option for new participants in a tight competitive sporting market. With the new strategic plan in place, much of Hockey ACT operations and direction was committed toward participation growth and improving retention outcomes.

With the growth and relevance of the sport very much front of mind, Hockey ACT also used the 2012-13 period for establishing a self-sustaining facilities usage model. Self-sustaining facilities would ensure the burden of owning and maintaining the more than \$20 million worth of facilities doesn't fall on the hockey playing members. Ensuring the sport is affordable and accessible has become an important part of the current and future planning.

FACILITIES

The sustainability of Hockey ACT-owned facilities remains an ongoing focus for past, present and future Hockey ACT boards. Hockey ACT in many ways is not unique as a state sporting organisation. It is unique in the ACT however as it owns, operates and manages significant sporting facilities which have been established over more than twenty years. With five artificial outdoor playing surfaces, an indoor hockey facility and two separate club house facilities across two sites, the ongoing ownership and upkeep becomes both a threat and an opportunity for the sport in the ACT.

In 2013 Hockey ACT began a program to identify and explore new opportunities to grow revenue streams, particularly where gaps in the current usage of Hockey ACT facilities existed. With office space made available for new tenants, and recreational and commercial sport delivery opportunities to be developed, the long term hope is to create a self-sustaining facilities model,

which reduces/removes the cost burden from the sport of hockey, while creating new ways to promote the sport within the ACT.

HOCKEY PROGRAMS

With a focus on increased participation and improved retention, Hockey ACT embarked on a range of new hockey delivery programs. In 2012-13, Hockey ACT established the School Ambassador program, with key staff identified within the school network, who would act as a conduit between the sport and school children and who would serve to assist with recruitment of new hockey participants.

The retention of new members was also an important focus and Hockey ACT changed the junior hockey programs to recognise the various entry points into the sport and to provide all participants an opportunity to experience and enjoy the full hockey experience. By defining the competition purpose, modifying junior competitions, removing the need for finals or premiers, and a more inclusive accepting competition model, Hockey ACT is offering rewarding sporting experiences for all participants who try the sport.

NATIONAL CHAMPIONSHIP HOSTING

The profile of hockey within the ACT remains very important. To host national competition and showcase the best athletes of each gender and age group, forms an important part of the hockey profiling model. In the 2012-13 period Hockey

ACT was fortunate to be able to host the 2012 Men's AHL, the 2012 Under 15 National Championships and the 2013 National Open and Under 21 Men's and Women's Indoor Championships. We would not be able to host these important events without the ongoing support of our many volunteers.

SPONSORS

Once again, Hockey ACT would like to thank the sponsors who have supported hockey both at the grass roots level and right through to our senior elite programs. Thank you to the Canberra Labor Club for their ongoing support, the ACT Government who supports Hockey ACT across all levels, and FHE who support many of Hockey ACT's development programs.

Terry Evans
Chief Executive Officer
Hockey ACT



Anna Flanagan accepts her Player of the Tournament award at the 2012 Australian Hockey League from Hockey Australia Director Tony Leeflang.

2012-13 has been one of positive decision-making and significant change for Hockey NSW.

There have been a number of new corporate partners which has given the organisation more financial and commercial focus, as well as a number of game development initiatives which will see sustainable growth in participation over the coming years.

The introduction of the IMG-STG database system brings about a new era in hockey in Australia. Although there have been challenges, we all look forward to future years when the issues are resolved and we can all benefit from the full potential of the new system.

The Board of Hockey NSW have outlined a number of strategic priorities which cover important areas such as association reform, facility and association sustainability which will remain a focus beyond 2013.

SPONSORSHIP

2012-13 has seen a real growth in sponsorship funds with a number of new corporate partners. Hockey NSW has a new merchandise partner; Fi-Ta Performance Sportswear, a new financial partner; Bridge's Finance and a new banking partner; Catalyst Money. In addition to this Hockey NSW is proud to welcome a range of new sponsors namely Schweppes, Noble Oak Life Insurance, Street Smart Energy, Business Plaza, and Body Science. This is to complement our loyal partners who have been with Hockey NSW for a number of years now including: Sports

Technology International, FHE, Hemingway Sport and Sportscover. Hockey NSW would like to also thank NSWIS, NSW Department of Communities and Sydney Olympic Park Authority for their ongoing support.

GAME DEVELOPMENT AND PARTICIPATION

A number of new development initiatives have coincided with the appointment of Warren Birmingham as the Hockey NSW Coaching Director. With Warren's experience there has been a significant increase in the number of coaching and development programs, including the creation of a standardised form of modified hockey called Stick2Hockey which has been very well received by Associations and Clubs, not only as a means to increase participation but to retain players as well.

Hockey NSW reintroduced skills development camps in 2013 in the U14, U15 and U16 age groups. The camps were again extremely well received and planning is already underway for an expanded model next year incorporating the U12, U13 and U18 age groups. The camps are an important strategic move for Hockey NSW both as a tool for increasing participation and retaining players.

STRATEGIC PRIORITIES

The Hockey NSW Board has outlined a number of Strategic Priorities for 2013 in line with the Strategic Plan 2010-2014. Strategic priorities encompass; association reform,

succession planning, development planning and growth, stakeholder engagement, sustainability (facilities and Associations/ Clubs) and governance framework. Together, these priorities are crucial to the sustainability and growth of the game in NSW, particularly at grassroots.

Hockey NSW has taken the steps to set up a working group with participants from the wider hockey community in order to gather information in relation to financial status, business planning (including sinking fund), competition viability and participation numbers. The aim of this group is to help support associations by outlining appropriate business planning to not only gain financial stability but the introduction of initiatives to grow the game in their region.

Finally I want to thank on behalf of the Board of Hockey NSW and all those volunteers who assist the organisation on a daily basis, which includes Hockey NSW State Championships and state teams. This great game of hockey cannot run without help and assistance from our trusted volunteers and we look forward to your ongoing support in the foreseeable future. I would also like to take this opportunity to also thank the dedicated and hardworking staff at Hockey NSW for all their efforts over the past 12 months who serve the NSW membership so diligently.

Tony Mestrov
Chief Executive Officer
Hockey NSW

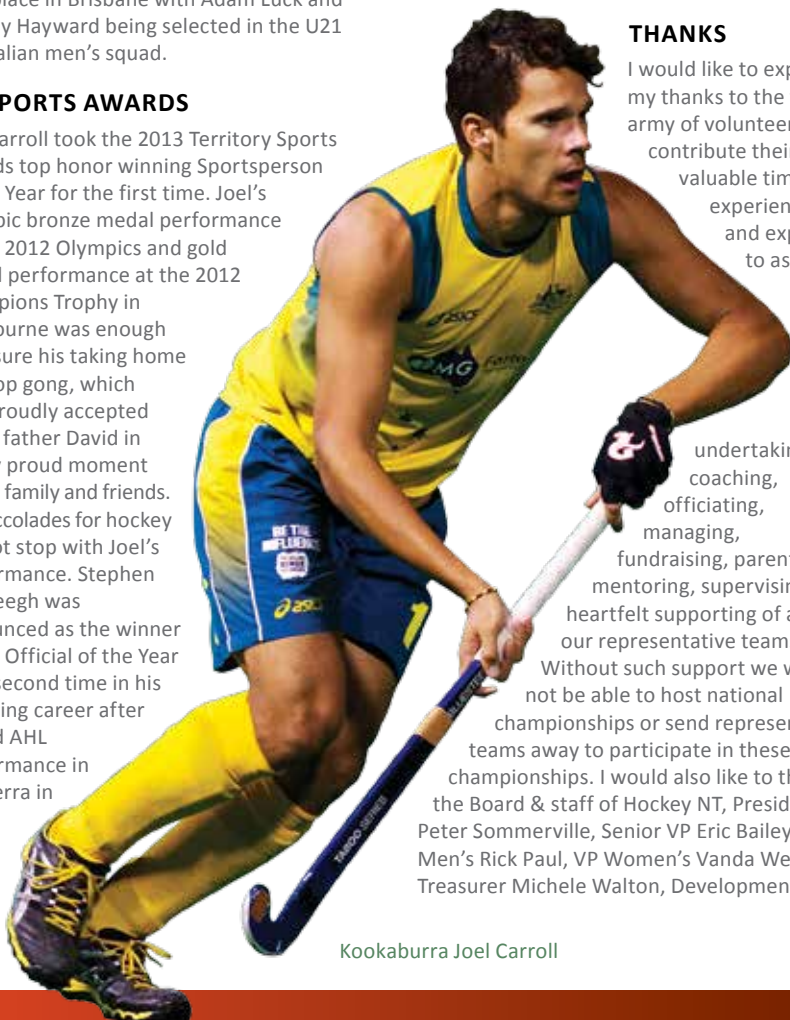


Darwin played host to the Be The Influence U21 Women's National Hockey Championship in early April 2013. The high standard of play by all teams was greatly appreciated by the home town crowd and also by the parents and friends who travelled to the 'top end' to support their teams. A thrilling final saw Queensland outscore championship favorites New South Wales in a shootout after the teams were locked at 1-1 after 70 minutes. Queensland stepped up in the penalty shootouts and the final score ended 3-2 to the Maroons. It was a thrilling end to what was a thoroughly fantastic two weeks of top class hockey. The NT U21 women's team finished sixth after beating Victoria in a cliff hanger finish in their 5th v 8th playoff, scoring two goals in the last 45 seconds to win 3-2 with a memorable buzzer beating goal by Brooke Peris for a walk off win. Brooke Peris and Elizabeth Duguid were selected in the Australian U21 women's team for the Junior World Cup in Germany.

The NT men's U21 team was unlucky not to make the top four finishing a very credible fifth place in Brisbane with Adam Luck and Jeremy Hayward being selected in the U21 Australian men's squad.

NT SPORTS AWARDS

Joel Carroll took the 2013 Territory Sports Awards top honor winning Sportsperson of the Year for the first time. Joel's Olympic bronze medal performance at the 2012 Olympics and gold medal performance at the 2012 Champions Trophy in Melbourne was enough to ensure his taking home the top gong, which was proudly accepted by his father David in a very proud moment for his family and friends. The accolades for hockey did not stop with Joel's performance. Stephen Versteegh was announced as the winner of the Official of the Year for a second time in his umpiring career after a solid AHL performance in Canberra in 2012.



Kookaburra Joel Carroll

Stephen also debuted on the international scene being awarded his FIH accreditation as an international umpire and also umpiring in a series of test matches between the Kookaburras and China.

DEVELOPMENT

Mark 'Drummer' Davis, HNT's Development Manager, has led the assault on grass roots development of hockey throughout the Northern Territory with programs being set up through local schools and clubs to integrate first time players into the club systems and competitions. Alice Springs Development Officer Mark Walsh has also accomplished a great deal in 2012/2013 initiating a junior competition in Alice Springs, and bringing a team up to Darwin for the NT U15 Territory Championship. A roadshow featuring Des Abbott, David 'Dibs' Bell and Mark 'Drummer' Davis, visited indigenous communities in Alice Springs, Ayres Rock and Darwin to a great reception by all. This is the first time that hockey has been highlighted at the Rock and HNT thanks Hockey Australia for the support given them to make this possible.

THANKS

I would like to express my thanks to the vast army of volunteers that contribute their valuable time, experience and expertise to assist in

undertaking the coaching, officiating, managing, fundraising, parenting, mentoring, supervising and heartfelt supporting of all our representative teams.

Without such support we would not be able to host national championships or send representative teams away to participate in these championships. I would also like to thank the Board & staff of Hockey NT, President Peter Sommerville, Senior VP Eric Bailey, VP Men's Rick Paul, VP Women's Vanda West, Treasurer Michele Walton, Development

Manager Mark Davis in Darwin and Development Officer Mark Walsh in Alice Springs. Your support, guidance and hard work is greatly appreciated. Thank you all.

STAKEHOLDERS & SPONSORS

A big thank you must always go to all of our stakeholders and sponsors.

- _____
- NORTHERN TERRITORY GOVERNMENT
- _____
- AUSTRALIAN FEDERAL GOVERNMENT
- _____
- AUSTRALIAN SPORTS COMMISSION
- _____
- HOCKEY AUSTRALIA
- _____
- NORTHERN TERRITORY INSTITUTE OF SPORT
- _____
- MCDONALDS DARWIN & PALMERSTON
- _____
- TERRITORY INSURANCE OFFICE
- _____
- SECURITY TECHNOLOGY SERVICES
- _____
- CAZALY'S PALMERSTON CLUB
- _____
- IMPARJA TELEVISION NETWORK
- _____
- CHANNEL 9
- _____
- OAMPS
- _____
- DABSCO
- _____
- SRA IT
- _____
- TEAM SPORTS
- _____
- AUTO CARE BODY REPAIR SPECIALISTS
- _____
- WASTE SOLUTIONS
- _____
- AREA 9
- _____
- TOTAL PROMOTIONS
- _____
- FLICK PEST CONTROL
- _____
- EXPRESS SIGNS
- _____
- LIGHTNING ELECTRICAL
- _____
- MOVEMENT FOR LIFE PHYSIOTHERAPY
- _____
- MOORISH CAFÉ
- _____
- COCA COLA
- _____
- F-H-E
- _____

Baden Sharp
Executive Officer
Hockey NT



Brooke Peris representing the Jillarooks at the Australian Youth Olympic Festival in Sydney.



Queensland men claim the 2012 Australian Hockey League title

REFRESHED VISION FOR HOCKEY IN QUEENSLAND

During the 2012/2013 season there have been many highlights on the field; most notably the Queensland Blades taking out the 2012 Australian Hockey League title. The Blades once again proved to us why they are one of the most successful teams in Australian hockey.

The Queensland Under 18 Women's win at the National Championship in Newcastle was another playing highlight of the season and showed us that Queensland is in a good position 'on the field' moving into the future. National victories were also claimed by the Men's Under 21 team, State Masters 40+ (Men), 60+ (Men) and 45+ (Women) - congratulations to all Queensland teams who competed at a national level in 2012/13.

Hockey Queensland is also excited to announce two new roles and appointments within the Hockey Queensland community. The first is our new State Development Manager, Grant Noyce. Grant's major project will be to consult with our members and stakeholders to establish a State Development Plan as a key component of Hockey Queensland's vision to lead and grow hockey in Queensland. The second role, which is new to hockey in Queensland and fits within the Queensland Academy of Sport (QAS) is the position of High Performance Hockey Manager. This role will lead the development and implementation of the High Performance Plan for hockey in Queensland to build upon our success in high performance and our partnership with the QAS.

The floods that hit Bundaberg and much of Queensland in early 2013 affected the hockey community greatly with the turf and club house of Bundaberg Hockey all but destroyed. A major activity for Hockey Queensland was to assist by setting up a fundraising account and activities to assist the devastated association. With the assistance of Hockey Australia and the Hockey Queensland member associations money was raised throughout the season including during the Be The Influence U21 National Championships.

2013 SIGN-ON

Recruiting new players to the sport was the challenge set by Queensland member associations at the 2012 Members Forum. After a rigorous planning process the response from Hockey Queensland was to implement an integrated marketing plan with the goal of attracting new players to the sport. This strategy involved the production of a TV commercial and associated media spend (featuring hockey great Nikki Hudson), a specific sign-on website, plus online, press and social media advertising. The campaign was called 'Get into Hockey' and the result was a sensational 700+ boost to our 2013 player numbers. We are currently in the planning phases of the 2013/14 sign-on campaign and look forward to even more positive results.

SUPER LEAGUE

The second annual Hockey Queensland Super League tournament was run in June 2013 and was a massive success for the Queensland hockey community. The introduction of several

off-field activities and attractions created a real carnival atmosphere for the tournament. These attractions included an official player party featuring live music, as well as a classic exhibition match featuring past and future Queensland stars. The final day of the Super League tournament was also live streamed through the Hockey Queensland website to ensure regional Queensland hockey fans could enjoy the action. As we continue to grow this tournament we hope it grows to be a stand-out tournament in Australia.

REMOTE PROGRAM

The Hockey Queensland Remote and Indigenous Program continues to go from strength to strength. The major highlight of this year was undeniably the Queensland Rubies (State Indigenous women's team) and Queensland Blaze (State Indigenous men's team) travelling to the Singapore Sixes Tournament. The Rubies were also featured in a documentary about their travels to this tournament which will air on NITV later this year.

THANKS TO OUR GREAT SPONSORS

THE QUEENSLAND GOVERNMENT

JUST HOCKEY

GATORADE

CANTERBURY INTERNATIONAL

EVOLVE PHYSIO

KOOKABURRA SPORT

KONICA MINOLTA

HAHN SUPER DRY

STREETS

TEAM SPORTS

SPORTS TECHNOLOGY INTERNATIONAL

YELLOW CABS

WANDERERS AUSTRALIA

SKYTRANS

Kim Guerin
Chief Executive Officer
Hockey Queensland



Georgie Parker celebrates scoring for the Southern Suns at the 2012 Australian Hockey league in Perth.

During the past 12 months Hockey SA continued to implement changes aimed at improving the delivery of programs and services that we offer to our members and the community while striving for greater financial sustainability.

GOVERNANCE

A reinvigorated Board spent much of its time addressing contemporary issues faced by state sporting organisations. This included benchmarking and updating our board governance systems and policies in accordance with the Australian Sports Commission's Sports Governance Principles.

Together with our key funding partner – the SA Government's Office for Recreation and Sport – we participated in a 360° review survey. Through this initiative, we received feedback from our membership and stakeholders in key areas of their interaction with us, including experiences and relationships, aspirations for the future, and current needs and expectations. Key trends and themes are being analysed with action plans devised for implementation in 2013-14.

In parallel, the Board and CEO commenced the process of developing our next strategic plan including a detailed analysis of performance against the expiring plan.

MANAGEMENT, OPERATIONS AND PROGRAMS

Substantial changes to staffing have been affected covering all management areas of the Association. A dedicated marketing and

events role delivered key support in the area of communication. Our website content underwent a major overhaul while increased social media output was well received by our membership.

Our high performance and development programs are undergoing significant change to align them more closely to our national programs and initiatives.

The appointment of a new State Sport Academy of Institute Head Coach by the Office for Recreation and Sport has seen the beginnings of an even closer working relationship with our recently appointed Athlete and Coach Development Manager. Our high performance programs are being reviewed to increase depth of numbers with more rigorous programs being introduced from the U13 age groups through to AHL.

A major focus will be in the area of coach development as we seek to address low levels of qualified coaches – particularly at elite levels. We will address this issue from grassroots levels and in conjunction with the national HockeyEd program.

We continued to increase and service our Hookin2Hockey centres and, aligned with this, have covered numerous school visits both in the metropolitan and regional areas.

An overhaul of our umpire development program is underway aimed at increasing the quality and depth within our umpiring ranks. This should also provide increased national representation opportunities, particularly for female umpires.

We take great pride in acknowledging the achievement of umpire Tim Pullman who officiated at the 2012 London Olympic Games.

Once again the state was well represented by players at both male and female junior international levels with a range of talented female athletes also playing in senior tournaments across the year. We acknowledge a shortfall in representation in national senior men's teams and will look to address this in the coming period through our player development pathway initiatives.

Hockey SA successfully hosted a range of national tournaments during the past twelve months including under 21 women, under 15 men, national primary schools and the University Games.

FACILITIES

Work was completed on the replacement of the pitch lighting at the State Hockey Centre, once again bringing the facility up to international level.

Following the receipt of significant State Government funding, planning for our second international standard pitch at the State Hockey Centre has been completed.

ACKNOWLEDGMENTS

The support of our members and sponsors continues to be invaluable in operating our sport.

I wish to thank all members of Hockey SA for their dedicated volunteer input. I acknowledge, the South Australian Government, the Office for Recreation and Sport, SASI, Just Hockey, Amadio Wines, Kukri, Balfours, Haigh's Chocolates and the McLaren Vale Beer Company, for their continued financial assistance which we value greatly.

I thank the Board of Hockey SA - particularly Chair Helen Stone - and our various operating committees for another year of dedicated volunteer engagement. While the Board continues to govern hockey in tight economic conditions, the development of our new second pitch at the State Hockey Centre will provide avenues for greater economic sustainability of our organisation from 2013-14.

Darryl Buchanan
Chief Executive Officer
Hockey SA



Kookaburras Captain Eddie Ockenden celebrates winning the Kookaburras fifth consecutive Champions Trophy

ADMINISTRATION

The Board arranged an independent review of the organisational structure of Hockey Tasmania during 2012. Implementation of that review began with the commencement of Andrew Winch as CEO in February 2013. The aim of the review was to better align staff of the organisation to the Hockey Tasmania strategic plan and to ensure that the needs of the organisation are able to be met.

2012-13 has seen a period of slight growth in the Hockey Tasmania's administration with an emphasis on the development of the game, both at grass roots level and within the coaching and officiating areas during 2012. The other area of increased emphasis has been the non-core business of functions, maximising the opportunities provided by the facilities at the Tasmanian Hockey Centre (THC).

FACILITIES AND EVENTS

Positive news for the facilities managed by Hockey Tasmania was the successful resolution of the No. 1 ground litigation at the Tasmanian Hockey Centre.

2012 was a busy year for Hockey Tasmania with three major events at the THC – the prestigious U21 Men's Championship in July followed by the School Sport Australia 16 & Under Boys and Girls Championships in August. The grand finale was hosting the Australian Men's Masters Championships in October. The true value and capability of the Tasmanian Hockey Centre and the dedicated staff and club volunteers from around the

state came to the fore during each of these significant events.

2013 opened with the U15 and U18 Boys & Girls Indoor Championships hosted in Launceston at the Silverdome, another excellent venue popular with all indoor hockey enthusiasts. An enthusiastic and experienced group of northern staff and volunteers ensured the Indoor Championships ran smoothly.

ACTIVE PARTICIPATION

In recognition of the need to make greater gains in the area of participation and development Hockey Tasmania appointed Melissa Jeliff as Game Development Manager in 2012 with the goal of improving direction and providing focus to the work of the Hockey Tasmania Development Officers in each region of the state. Leanne Bissett in the north west, Matt McGregor in the north and newly appointed Will Braid in the south continued the delivery of the well-established School Development Program, the Hookin2Hockey program, holiday clinics and participation in the Active After School Communities program.

COACHING & OFFICIATING DEVELOPMENT

With the valued guidance from Hockey Australia's John Mowat, the slow re-build of the coaching and umpiring stock in Tasmania continues. Volunteer committee convenors Ted Taylor and Janette Nielsen work closely with Melissa to continually

create opportunities for officials and coaches to gain accreditation and development experiences. Hockey Tasmania continues to provide officials and coaches at national and local

levels. Both Minka Woolley and Peri Buckley were appointed to positions at the London Olympic Games in August 2012, and Brendan Moore was appointed Tournament Director for the Be The Influence U21 Men's National Championship in both 2012 & 2013.

PLAYER DEVELOPMENT

The development of elite players has been enhanced with the appointment of Ilene Carr as coach of the Emerging Talent Squad, which aims to bring younger players from around the state through to the next level of elite participation. This position is a partnership between the Tasmania Institute of Sport with Hockey Tasmania with both parties contributing to the cost of the position.

Tasmania entered teams in each of the recognised National Championships despite our significantly smaller player base. This is achieved by the State Teams Program ably led by volunteer coordinator Alison Monk.

CORPORATE AND GOVERNMENT SUPPORT

Several new sponsorship agreements were signed, including RACT and ANZ Bank during 2012. It continues to be a difficult market for sponsorship especially in a small state where it is often difficult to secure the support of corporations and large businesses. Just Hockey continues to provide long-term support to Hockey Tasmania together with local business IRIS Computing.

Both state and local government make a particularly significant contribution to Hockey Tasmania via Events Tasmania, Sport & Recreation Tasmania, the Tasmanian Institute of Sport and the Hobart and Launceston City Councils.

In 2013 and beyond, the Board of Hockey Tasmania will be concentrating on achieving the strategic goals of increasing participation, increasing Tasmania's representative success and maintaining and improving the hockey facilities.

Mark Purcell
Chief Executive Officer
Hockey Tasmania



Kookaburras line-up for the national anthem at the Hockey Champions Trophy Melbourne 2012

Over the last twelve months, and building on the foundations set over the past few years, Hockey Victoria (HV) has continued to review and enhance the programs, competitions and support services that we provide our clubs and associations with the key objectives of increasing the participation and development opportunities for all of our members and creating safe, welcoming and inclusive hockey environments.

MEN'S CHAMPIONS TROPHY

The Men's Hockey Champions Trophy held at the State Netball Hockey Centre from 1st - 9th December 2012 was a spectacular success with the Kookaburras clinching a record fifth consecutive Champions Trophy title 2-1 over the Netherlands when Kieran Govers scored in extra time. Approximately 30,000 people attended the event and ticket sales surpassed the levels achieved for the 2009 event also held in Melbourne.

The television broadcast and media coverage of the event was excellent and this vital exposure will have lasting positive impacts at all levels of our sport. During the event, several hundred junior players were provided with the unique opportunity to accompany the international teams onto the pitch for the start of each game or perform ball kid duties. It was a pleasure to see the smiles on the faces of these juniors as well as the pride of their parents as they contributed to the success of the event.

PARTICIPATION & DEVELOPMENT

In July 2012, HV was successful in receiving \$150,000 in funding under the Victorian Government's Victorians More Active

2012-2015 program which aims to support participation, membership, coaches and officials, and club capacity at all levels of community sport. This program perfectly complements the participation and development strategies established under the Australian Sports Commission (ASC) participation funding program.

HV continued to work collaboratively with Hockey Australia to increase the number of participants (players, coaches, umpires and officials), as part of the ASC participation funding. HV comfortably achieved the key performance indicators set for 2012 which resulted in additional funding from Hockey Australia in 2013.

In 2013, HV introduced an individual membership model and the revenue generated through this model enabled HV to fund the appointment of two additional Development Officers to support the existing two Development Officers. We are already seeing the benefits of these additional resources with in excess of 23,000 primary school children receiving a hockey clinic in the first five months of 2013. A healthy percentage of these children have successfully transitioned into formalised junior participation programs and competitions within a club environment and hopefully we can make them hockey players for life!

HV has continued to increase participation and development opportunities for women and girls in hockey as part of our 2011-2014 VicHealth State Sporting Association Participation Program funding.

HIGH PERFORMANCE

There continues to be a strong contingent of Victorian athletes in the national squads and this is a testament to the hard work invested by the athletes and the Victorian Institute of Sport Head Coaches Katie Allen and Jay Stacy. Both coaches have also positively contributed to the underpinning development programs managed by HV and we are very grateful for their assistance. One of most outstanding and memorable achievements in 2012 was the Victorian Vipers, winning the women's Australian Hockey League in Perth.

FAIR GO, SPORT!

I am extremely proud of the hard work that HV has been doing to promote sexual and gender diversity in our hockey clubs through the Fair Go, Sport! project. The project has been supported by the ASC, the Victorian Equal Opportunity & Human Rights Commission, VicHealth and Sport and Recreation Victoria. The flexible model of engagement that was developed as part of the project is now being used by several other State Sporting Associations. HV is committed to developing safe, welcoming and inclusive hockey environments.

ACKNOWLEDGEMENTS

HV wishes to express gratitude to all of the program partners and sponsors who have supported Victorian Hockey: the Victorian State Government, VicHealth, Vicsport, School Sport Victoria, Sportscover, JLT Sport, Just Hockey, Kukri, G.J. Gardner Homes, Sportsonline, Victorian Institute of Sport and the Victorian Equal Opportunity & Human Rights Commission.

HV sincerely thanks our "volunteer army" of more than 300 people that has assisted the organisation over the past year offering their services as committee members, technical officials, umpires, selectors, coaches, team managers, doctors, physiotherapists and support staff.

Finally, I am extremely proud of the professional working relationship that HV has developed with Hockey Australia over the last five years and I would like to thank Chief Executive, Mark Anderson, the Board and all of the staff at Hockey Australia for their continued support. This partnership is critical in advancing the sport in the next few years.

Ben Hartung
Chief Executive Officer
Hockey Victoria



The WA Diamonds get ready to take the field at the 2012 Australian Hockey League in Perth

Hockey WA over the last 12 months has undertaken a substantive restructure of the organisation including the appointment of a new CEO.

The Board and management of the organisation, as a consequence of issues identified within a Strategic Review, have remodelled Hockey WA across five key areas of operations:-

- Organisation - to operate to best practice organisational standards
- Finance – to diversify revenue streams and manage costs to improve financial sustainability
- High Performance - to produce successful state teams, coaches and officials
- Participation and Promotion – to increase participation in the sport of hockey across WA
- Infrastructure - to provide sustainable high quality facilities

A number of strategies and operational plans were implemented over the last 12 months including;

- Tighter financial controls resulting in lower costs of operation, stronger cash flows and better reporting. In turn, the

resulting efficiencies have lowered the labour costs from 19 FTE's to 13 FTE's, all with better focus, producing better outcomes for the organisation.

- Greater focus has been given to the selection, development and coaching of identified athletes through HWA development programs. The roles of

development and administration within High Performance have now been split, again providing better focus for both roles.

- Overall participation increased by 3.5% over 2012, with the greatest growth in Masters Women at 4.9%. Junior growth was at 2.2%.
- The development of a strong social media presence, including the streaming of 'games of the week', the streaming of a pre and post-match show and the provision of a Club segment showcasing the activities of a number of clubs within the Perth area. This has all assisted in the 100 % increase in corporate sponsorship achieved in the last 12 months.

- An overhaul of the seating at the Perth Hockey Stadium has both improved comfort for spectators and due to their design has reduced the maintenance and cleaning cost of the facility.
- The staging of a regional round of our Premier Men's Competition in Albany also assisted in the promotion of the game and a large crowd watched the game which was accompanied by a number of workshops on coaching, officiating, plus junior and elite player coaching clinics.

These initiatives both achieved and yet to be implemented are all due to the efforts of the staff of Hockey WA, both those present today and those who have contributed over the last 12 months. They deserve the thanks and gratitude of the CEO and the hockey community.

To the sponsors, especially the Department of Sport and Recreation, Healthway and Melville Toyota for their continued financial support of hockey in Western Australia, thank you.

Finally to the Board and volunteers who have worked many hours with no other reward than to assist the sport to grow and to be enjoyed by the hockey players of WA, THANK YOU.

Peter Churack
Chief Executive Officer
Hockey WA



YEAR IN REVIEW





4



5



6

1. Kookaburras bronze medalists Chris Ciriello, Eddie Ockenden, Joel Carroll, Russell Ford and Fergus Kavanagh at the Melbourne's AOC Olympic Games Welcome Home Parade at Federation Square.
2. Hockey Australia's Hookin2Hockey clinic underway at MCC hockey club in Melbourne.
3. The Kookaburras and Hockeyroos crowned 2012 International Super Series Hockey 9s Champions
4. Hockeyroos claim victory at World League Semi Final in England
5. Anna Flanagan scores a goal at the 2012 London Olympic Games
6. NSW claim the Open Men's Indoor National Championship





AUSTRALIAN HOCKEY LEAGUE

AUSTRALIAN HOCKEY LEAGUE - MEN 16 - 27 OCTOBER 2012 CANBERRA, ACT

DAY 1 – 16 OCT

TAS 5 ACT 3 (2-2 half time)

Goals – TAS: Luke Doerner 9m PC, ACT: Daniel Hotckins 18m FG, ACT: Tom Lobsey 26m FG, TAS: Will Lawler 31m FG, ACT: Adam Baxter 40m PC, TAS: Nick Budgeon 44m PC, TAS: Angus Boulton 51m FG, TAS: Angus Boulton 68m FG

SA 1 NSW 5 (1-4 half time)

Goals – NSW: Tristan White 3m FG, NSW: Josh Miller 4m FG, SA: Jacob Webber 15m PC, NSW: Matthew Butterini 25m FG, NSW: Josh Miller 33m FG, NSW: Josh Miller 38m FG

QLD 6 WA 0 (3-0 half time)

Goals – QLD: Jake Whetton 5m FG, QLD: Jamie Dwyer 19m PC, QLD: Jamie Dwyer 33m FG, QLD: Jamie Dwyer 46m PC, QLD: Dylan Wotherspoon 59m FG, QLD: Matthew Ghodes 69m PS

VIC 4 NT 0 (2-0 half time)

Goals – VIC: Josh Pollard 9m FG, VIC: Russell Ford 34m FG, VIC: Chris Ciriello 40m PC, VIC: Chris Ciriello 66m PC

DAY 2 – 17 OCT

NSW 5 QLD 3 (2-1 half time)

Goals – NSW: Josh Miller 2m FG, QLD: Jamie Dwyer 11m PC, NSW: Flynn Ogilvie 27m FG, QLD: Daniel Beale 40m FG, NSW: Josh Walters 44m FG, QLD: Troy Elder 50m FG, NSW Keiran Govers 60m FG, NS: Matthew Butterini 64m FG

TAS 3 WA 5 (2-1 half time)

Goals – WA: Craig Boyne 13m FG, TAS: Luke Doerner 28m PC, TAS: Nick Budgeon 30m PC, WA: Grant Schubert 41m PS, WA: Ian Butcher 44m PC, WA: Craig Boyne 52m FG, WA: Grant Schubert 57m FG, TAS: Nick Budgeon 70m PC

NT 0 ACT 3 (0-2 half time)

Goals – ACT: Iain Davidson 18m FG, ACT: Same Pike 35m FG, ACT: Jack Wallace 59m PC

VIC 5 SA 2 (2-1 half time)

Goals – VIC: Glenn Simpson 18m PC, VIC: Chris Ciriello 25m PC, SA: Cameron Joyce

34m PC, VIC: Chris Ciriello 38m PC, VIC: Chris Ciriello 50m PC, VIC: Chris Ciriello 64m PC, SA: Jacob Webber 68m FG

DAY 3 – 18 OCT

WA 6 NT 0 (3-0 half time)

Goals – WA: Craig Boyne 20m FG, WA: Tim Bates 26m PC, WA: Craig Boyne 35m FG, WA: Grant Schubert 39m FG, WA: Tim Bates 44m PC, WA: Fergus Kavanagh 52 PC

NSW 4 TAS 2 (2-1 half time)

Goals – NSW: Matthew Butterini 4m PC, TAS: Luke Doerner 12m PC, NSW: Duncan Pearce 33m PC, NSW: Josh Miller 53m PC, TAS: Angus Boulton 56m FG, NSW: Josh Miller 70 FG

VIC 2 QLD 4 (2-4 half time)

Goals – VIC: Daniel Mirecki 11m FG, QLD: Dylan Wotherspoon 17m FG, VIC: Andrew Philpott 32m PC, QLD: Troy Elder 39m FG, QLD: Laim DeYoung 55m FG, QLD: Troy Elder 57m FG

SA 4 ACT 1 (1-1 half time)

Goals – ACT: Josh Hawes 14m PC, SA: Tom Cleghorn 27m PC, SA: Scott Hughes 38m PC, SA: Cameron Joyce 48m PC, SA: Cameron Joyce 66m PC

DAY 4 – 20 OCT

NT 0 SA 3 (0-0 half time)

Goals – SA: Cameron Joyce 43m PC, SA: 68m OG, SA: Fraser Bowden FG

QLD 2 TAS 2 (1-1 half time)

Goals – TAS: Will Lawler 17m FG, QLD: Matthew Swann 34m PC, TAS Tim Deavin 36m FG, QLD: Daniel Beale 41m FG

VIC 6 ACT 1 (4-1 half time)

Goals – VIC: 2m OG, ACT: James Jewell 13m PC, VIC: James Webster 17m FG, VIC: Aaron Kleinschmidt 29m FG, VIC: Josh Pollard 34m FG, VIC: Chris Ciriello 45m PC, VIC: Chris Ciriello 50m PC

WA 4 NSW 1 (2-0 half time)

Goals – WA: Tim Bates 17m PC, WA: Trent Mitton 28m FG, WA: Craig Boyne 42m FG, NSW: Matthew Willis 57m PC, WA: Andrew Jacobs 70m PC

DAY 5 – 21 OCT

TAS 5 SA 1 (4-1 half time)

Goals – SA: Tom Cleghorn 4m PC, TAS: Luke

Doerner 7m PC, TAS: Angus Boulton 17m FG, TAS: Nick Budgeon 29m PS, TAS: Luke Doerner 30m PS, TAS: Geoff Cock 55m PC

QLD 6 NT 0 (3-0 half time)

Goals – QLD: Dylan Wotherspoon 6m FG, QLD: Robert Hammond 17m FG, QLD: Jamie Dwyer 28m FG, QLD: Daniel Beale 42m FG, QLD: Troy Elder 52m FG, QLD: Jamie Dwyer 59m FG

ACT 1 NSW 4 (1-2 half time)

Goals – NSW: Josh Miller 3m FG, NSW: Duncan Pearce 26m FG, ACT: Sam Pike 35m FG, NSW: Coby Tribe 64m FG, NSW: Flynn Ogilvie 65m FG

WA 4 VIC 2 (2-1 half time)

Goals – WA: Trent Mitton 20m FG, VIC: 28m OG, WA: Trent Mitton 43m FG, VIC Josh Pollard 38m FG, WA: Craig Boyne 42m FG, WA: Andrew Jacobs 52m FG

DAY 6 – 23 OCT

NSW 1 VIC 5 (1-1 half time)

Goals – VIC: Sam Fraser 9m FG, NSW: Matthew Butterini 31m FG, VIC: Chris Ciriello 40m PC, VIC: Aaron Kleinschmidt 44m FG, VIC: Josh Pollard 50m FG, VIC: Matthew Guest 54m FG

ACT 1 WA 9 (0-4 half time)

Goals – WA: Chris Bausor 4m FG, WA: Trent Mitton 5m FG, WA: Tim Bates 11m PC, WA: Brent Dancer 34m PC, WA: Alistair Park 36m FG, ACT: Kenji Hinde 37m FG, WA: Craig Boyne 43m FG, WA: Chris Bausor 46m PS, WA: Tim Bates 51m FG, WA: Craig Boyne 70m FG

SA 1 QLD 3 (0-2 half time)

Goals – QLD: 8m OG, QLD: Mark Knowles 19m FG, QLD: Jake Whetton 40m FG, SA: Tom Cleghorn 70m FG

NT 3 TAS 6 (1-4 half time)

Goals – TAS: Eddie Ockendon 8m FG, TAS: Luke Doerner 13m PC, NT: Joe Crooks 19m FG, TAS: Luke Doerner 26m PC, TAS: Nick Budgeon 30m PC, TAS: Luke Doerner 44m PC, NT: Jeremy Hayward 50m PC, NT: Tarrant Haami-Jones 53m PC, TAS: Tim Deavin 63m FG

DAY 7 – 24 OCT

ACT 1 QLD 6 (1-1 half time)

Goals – QLD: Dylan Wotherspoon 6m FG,

ACT: Sam Pike 24m PC, QLD: Jamie Dwyer 44m PC, QLD: Jamie Dwyer 53m FG, QLD: Kane Posselt 63m PC, QLD: Matthew Ghodes 68m FG, QLD: Dylan Wotherspoon 70m FG

WA 1 SA 2 (1-0 half time)

Goals – WA: Andrew Jacobs 19m FG, SA: Alistair Oliver 51m PC, SA: Tom Wickham 65m FG

VIC 2 TAS 2 (0-1 half time)

Goals - TAS: Luke Doerner 13m PC, VIC: Paul Mackinnon 46m PC, VIC: Chris Ciriello 57m PC, TAS: Eddie Ockenden 70m FG

NSW 7 NT 0 (4-0 half time)

Goals – NSW: 10m OG, NSW: Duncan Pearce 14m FG, NSW: Duncan Pearce 18m FG, NSW: Josh Miller 27m FG, NSW: 43m OG, NSW: Simon Orchard 60m FG, NSW: Kurt Ogilvie 69m FG

DAY 8 – 26 OCT

TAS 1 NT 2 (1-1 half time)

Goals – NT Jason Gabriel 8m FG, TAS: Luke Doerner 33m PC, NT: Jeremy Hayward 66m PC

SA 2 ACT 3 (1-0 half time)

Goals – SA: Matthew Claxton 16m FG, ACT: Josh Hawes 48m PC, ACT: Chris Jorgensen 63m FG, SA: Tom Wickham 65m FG, ACT: James Jewell 68m PC

QLD 3 VIC 0 (1-0 half time)

Goals – QLD: Jake Whetton 32m FG, QLD: 40m OG, QLD: Jamie Dwyer 70m FG

WA 3 NSW 1 (2-1 half time)

Goals – NSW: Simon Orchard 5m FG, WA: Tim Bates 8m PC, WA: Tim Bates 35m PC, WA: Tim Bates 40m PC

DAY 9 – 27 OCT

SA 1 TAS 4 (0-2 half time)

Goals – TAS: Adam Clifford 17m FG, TAS: Luke Doerner 35m PC, TAS: Nick Budgeon 56m PC, SA: Cameron Joyce 66m PC, SA: Cameron Joyce 70m FG

NT 2 ACT 1 (1-1 half time)

Goals – NT: Joe Crooks 6m FG, ACT: Sam Pike 19m PC, NT: Adrian Lockley 36m FG

NSW 1 VIC (1-0 half time)

Goals – NSW: Flynn Ocilvie 19m FG, VIC: Russel Ford 62m FG, VIC: Chris Ciriello 66m PS, VIC: Chris Ciriello 70m PC

QLD 3 WA 2 (2-1 half time)

Goals – QLD: Dylan Wotherspoon 12m FG, QLD: Jamie Dwyer 26m FG, WA: Craig Boyne 32m FG, QLD: Kane Posselt 50m FG, WA: Chris Bausor 56m PS

FINAL PLACING

1	QLD
2	WA
3	NSW
4	VIC
5	TAS
6	SA
7	ACT
8	NT

AUSTRALIAN HOCKEY LEAGUE - WOMEN 16 - 27 OCTOBER 2012 PERTH, WA

DAY 1 – 16 OCT

VIC 1 QLD 3 (0-3 half time)

Goals – QLD: Jodie Schulz 8m PC, QLD: 18m OG, QLD: Reggie Ashton 35m FG, VIC: Georgia Nanscawen 66m FG

TAS 1 NSW 3 (1-2 half time)

Goals - NSW: Georgina Morgan 13m PC, TAS: Tara Moore 15m FG, NSW: Holly Webster 33m FG, NSW: Emma McLeish 38m FG

ACT 2 SA 4 (1-2 half time)

Goals - ACT: Toni Stewart 13m FG, SA: Georgie Parker 29m FG, SA: Eloise Sobels 32m FG, SA: Brooklyn Buchecker 64m FG, SA: Brooklyn Buchecker 64m, ACT: Toni Stewart 70m PC

WA 3 NT 0 (0-0 half time)

Goals – WA: Katherine Slattery 37m FG, WA: Ashleigh Nelson 39m PC, WA: Jemma Buckley 46m PC

DAY 2 – 17 OCT

NSW 0 ACT 2 (0-2 half time)

Goals – ACT: Anna Flanagan 2m PC, ACT: Emma Taylor 13m FG

VIC 1 SA 1 (0-1 half time)

Goals – SA: Katie Pisani 30m FG, VIC: Georgia Nanscawen 61m FG

NT 0 QLD 3 (0-3 half time)

Goals – QLD: Murphy Allendorf 12m FG, QLD: Reggie Ashton 19m FG, QLD: Rebecca Reuter 26m FG

WA 1 TAS 0 (0-0 half time)

Goals – WA: Ashleigh Nelson 42m FG

DAY 3 – 18 OCT

SA 1 NT 2 (0-0 half time)

Goals - SA: Julia King 40m FG, NT: Britt Noffke 50m FG, NT: Brooke Peris 55m FG

NSW 0 VIC 0 (0-0 half time)

WA 3 ACT 1 (3-0 half time)

Goals - WA: Haty Symons 6m FG, WA: Haty Symons 19m FG, WA: Jodie Searle 29m PC, ACT: Naomi Evans 37m FG

TAS 0 QLD 5 (0-1 half time)

Goals - QLD: Kandice Oliveri 21m FG, QLD: Rebbecca Reuter 48m FG, QLD: Kandice Oliveri 56m PC, QLD: Reggie Ashton 57m FG, QLD: Kandice Oliveri 61m FG

DAY 4 – 20 OCT

NT 0 TAS 0 (0-0 half time)

ACT 0 VIC 2 (0-1 half time)

Goals – VIC: Danielle Schubach 20m PC, VIC: Stephanie Riordian 64m FG

WA 1 QLD 2 (0-2 half time)

Goals – QLD: Reggie Ashton 10m FG, QLD: Katelin Marks 29m FG, WA: Lisa Eglinton 54m FG

SA 1 NSW 0 (1-0 half time)

Goals – SA: Gabrielle Nance 24m FG

DAY 5 – 21 OCT

VIC 7 TAS 0 (1-0 half time)

Goals – VIC: Anna Burns 20m FG, VIC: Sam Ellis 39m FG, VIC: Hana Peake 44m FG, VIC: Georgia Nanscawen 51m FG, VIC: Georgia Nanscawen 54m FG, VIC: Erica Trahar 60m FG, VIC: Claire Messent 66m FG

ACT 3 NT 1 (0-0 half time)

Goals – NT: Danni Sutherland 47m PC, ACT: Peta Mackinnon 60m FG, ACT: Peta Mackinnon 67m FG, ACT: Edwina Bone 70m PC

Rob Hammond 65m PC; Korea: Hyun Woo Nam 70m PC.

SA 1 WA 2 (1-2 half time)

Goals – WA: Georgia Wilson 13m FG, SA: Clarissa Eshuis 31m PC, WA: Kaitlin Pascov 41m FG

QLD 0 NSW 1 (0-0 half time)

Goals – NSW: Holly Webster 62m FG

DAY 6 – 23 OCT

NSW 1 WA 1 (0-1 half time)

Goals – WA: Kaitlin Pascov 18m FG, NSW: Emily Smith 52m FG

QLD 1 SA 0 (0-0 half time)

Goals – QLD: Kandice Oliveri 70m PC

TAS 0 ACT 8 (0-3 half time)

Goals – ACT: Naomi Evans 6m FG, ACT: Anna Flanagan 16m PC, ACT: Jenna Cartwright 23m FG, ACT: Peta Mackinnon 50m FG, ACT: Meredith Bone 58m FG, ACT: Anna Flanagan 61m PC, ACT: Anna Flanagan 65m PC, ACT: Kathryn McInerney 69m FG

NT 1 VIC 2 (1-0 half time)

Goals - NT: Jasmine Larosa 4m FG, VIC: Claire Messent 37m FG, VIC: Claire Messent 70m FG

DAY 7 – 24 OCT

QLD 5 ACT 2 (2-0 half time)

Goals - QLD: Reggie Ashton 8m FG, QLD: Kirstin Johnson 13m PC, QLD: Reggie Ashton 37m FG, ACT: Peta Mackinnon 43m PC, QLD: Kandice Oliveri 45m FG, ACT: Katie Glynn 59m FG, QLD: Jodie Schulz 66m PC

SA 3 TAS 0 (1-0 half time)

Goals – SA: Brooklyn Buchecker 9m FG, SA: Brooklyn Buchecker 47m PC, SA: Eloise Sobels 49m FG

WA 3 VIC 2 (1-0 half time)

Goals – WA: Kaitlin Pascov 32m FG, WA: Katherine Slattery 38m FG, WA: Georgia Wilson 42m FG, VIC: Rebecca Sneskov 53m FG, VIC: Claire Messent 57m FG

NSW 4 NT 0 (2-0 half time)

Goals – NSW: Georgina Morgan 6m PC, NSW: Nina Khoury 23m FG, NSW: Belinda Brooks 54m FG, NSW: Kirsten Pearce 67m FG

DAY 8 – 26 OCT

SA 7 TAS 1 (3-1 half time)

Goals – SA: Georgie Parker 9m PC, SA: Eloise Sobels 23m FG, TAS: Kate Savory 31m FG, SA: Courtney Rudd 33m FG, SA: Courtney Rudd

44m FG, SA: Katie Pisani 46m FG, SA: Eloise Sobels 50m FG, SA: Jane Claxton 70m FG

ACT 2 NT 0 (2-0 half time)

Goals – ACT: Kathryn McInerney 26m FG, ACT: Katie Glynn 31m FG

QLD 1 NSW 2 (0-1 half time)

Goals – NSW: Georgina Morgan 28m PC, QLD: Katelin Marks 42m FG, NSW: Nina Khoury 60m FG

WA 1 VIC 2 (1-1 half time)

Goals – VIC: Katy Symons 21m FG, WA: Jodie Searle 33m PC, VIC Claire Messent 70m PC

DAY 9 – 27 OCT

TAS 2 NT 3 (0-2 half time)

Goals – NT: Jasmine Larosa 19m FG, NT: Nicole Youman 26m FG, TAS: Fiona Cock 42m FG, NT: Jasmine Larosa 49m FG, TAS: Tara Moore 55m FG

SA 1 ACT 2 (0-2 half time)

Goals – ACT: Samantha Charlton 11m FG, ACT: Anna Flanagan 14m PC, SA: Katie Pisani 39m FG

QLD 3 WA 0 (1-0 half time)

Goals – QLD: Tegan Holcroft 35m PC, QLD: Jodie Schultz 37m PS, QLD: Katelin Marks 67m PC

NSW 1 VIC 5 (1-4 half time)

Goals – NSW: Georgina Morgan 4m PC, VIC: 7m OG, VIC: Claire Messent 26m FG, VIC: Stephanie Riordan 30m FG, VIC: Sam Ellis 35m PC, VIC: Danielle Schubach 37m FG

FINAL PLACING

1	VIC
2	NSW
3	QLD
4	WA
5	ACT
6	SA
7	NT
8	TAS

KOOKABURRAS

OLYMPIC GAMES 30TH JUNE – 11TH AUGUST LONDON, ENGLAND

Jamie Dwyer, Liam De Young, Simon Orchard, Glenn Turner, Christopher Ciriello, Matthew Butturini, Mark Knowles, Russell Ford, Edward Ockenden, Joel Carroll, Matt Gohdes, Timothy Deavin, Matthew Swann, Nathan Burgers, Kieran Govers, Fergus Kavanagh.

30TH JUNE

Kookaburras 6 South Africa 0 (Halftime score 2-0)

Goals- Kookaburras: Jamie Dwyer 16m PS/ 48m PC/58m PS, Matthew Butturini 33m FG, Christopher Ciriello 46m PC, Glenn Turner 62m FG.

1ST AUGUST

Kookaburras 5 Spain 0 (Halftime score 3-0)

Goals- Kookaburras: Russell Ford 9m FG, Matthew Butturini 14m FG, Simon Orchard 29m FG, Glenn Turner 40m FG, Edward Ockenden 69m PC.

3RD AUGUST

Kookaburras 2 Argentina 2 (Halftime score 2-0)

Goals- Kookaburras: Matthew Butturini 11m PC, Jamie Dwyer 35m FG; Argentina: Matias Vila 37 FG, Gonzalo Peillat 68m PC.

5TH AUGUST

Kookaburras 3 Great Britain 3 (Halftime score 2-0)

Goals- Kookaburras: Russell Ford 7m FG/ 11m FG, Mark Knowles 41m FG; Great Britain: Jonty Clark 47m FG, Barry Middleton 54m PC, James Tindall 66m FG.

7 AUGUST

Kookaburras 7 Pakistan 0 (Halftime score 4-0)

Goals- Kookaburras: Liam De Young 5m PC, Mark Knowles 6m PS, Christopher Ciriello 29m PC/ 34m FG, Russell Ford 42m FG, Glenn Turner 70m FG.

9TH AUGUST SEMI FINAL

Kookaburras 2 Germany 4 (Halftime score 1-1)

Goals- Kookaburras: Kieran Govers 22m FG, Glenn Turner 42m FG; Germany: Moritz Fuerste 27m PC, Matthias Witthaus 54m FG, Timo Wess 59m PC, Florian Fuchs 63m FG.

*Not an international cap

11TH AUGUST BRONZE MEDAL GAME

Kookaburras 3 Great Britain 1 (Halftime scores 1-1)

Goals- Kookaburras: Simon Orchard 17m FG, Jamie Dwyer 48m PC, Kieran Govers 57m FG; Great Britain: 29m PC.

CHAMPIONS TROPHY 1ST – 9TH DECEMBER MELBOURNE, AUSTRALIA

Jamie Dwyer, Simon Orchard, Christopher Ciriello, Jason Wilson, Mark Knowles, Russell Ford, Eddie Ockenden, Jacob Whetton, Joel Carroll, Tristan White, Matthew Swann, Glenn Simpson, Trent Mitton, George Bazeley, Kieran Govers, Kiel Brown, Andrew Charter, Fergus Kavanagh.

1ST DECEMBER

Kookaburras 4 Belgium 2 (Halftime scores 2-0)

Goals- Kookaburras: Glenn Simpson 4m PC, Jacob Whetton 29m PC, Russell Ford 37m FG, Christopher Ciriello 62m PC; Belgium: Sebastien Dockier 38m FG/ 40m FG.

2ND DECEMBER

Kookaburras 0 Netherlands 0 (Halftime scores 0-0)

4TH DECEMBER

Kookaburras 1 Pakistan 0 (Halftime scores 0-0)

Goals- Kookaburras: Kieran Govers 51m PC.

6TH DECEMBER

Kookaburras 2 England 0 (Halftime scores 2-0)

Goals- Kookaburras: Jamie Dwyer 16m FG, Christopher Ciriello 53m PC.

8TH DECEMBER

Kookaburras 3 India 0 (Halftime scores 2-0)

Goals- Kookaburras: Jamie Dwyer 6m PC/ 18m PS, Kieran Govers 44m FG.

9TH DECEMBER

Kookaburras 2 England 0 (Halftime scores 2-0)

Goals- Kookaburras: Russell Ford 31m PC; Netherlands: Sander de Wijn 18m PC.

Golden Goal- Kookaburras: Kieran Govers 75m FG.

SULTAN AZLAN SHAH CUP 9TH- 17TH MARCH IPOH, PERAK, MALAYSIA

Robert Hammond, Jacob Whetton, Craig Boyne, Nicholas Budgeon, Joel Carroll, Matt Gohdes, Aran Zalewski, Tristain White, Timothy Deavin, Glenn Simpson, Joshua Miller, Daniel Beale, Christopher Bausor, Trent Mitton, George Bazeley, Timothy Bates, Andrew Charter, Daniel Mirecki.

9TH MARCH

Kookaburras 4 India 3 (Halftime scores 1-0)

Goals- Kookaburras: Matte Ghodes 24m PC/ 39m FG, Glenn Simpson 38 PC, Trent Mitton 53m PC; India: Singh Rupinder Pal 40m PC/ 68m PC, Singh Malak 51m FG.

10TH MARCH

Kookaburras 6 Pakistan 0 (Halftime scores 4-0)

Goals- Kookaburras: Daniel Mirecki 8m FG, Matt Ghodes 9m FG, Jacob Whetton 17m FG/ 34m FG, Daniel Beale 45m PC, Nicholas Budgeon 61m PC.

12TH MARCH

Kookaburras 1 Malaysia 1 (Halftime scores 1-0)

Goals- Jivan Mohan 34m FG; Malaysia: Faizal Saari 70m PC.

14TH MARCH

Kookaburras 3 Korea 3 (Halftime scores 0-1)

Goals- Kookaburras: Joshua Miller 41m FG/ 58m FG, Timothy Deavin 70m FG; Korea: Hyun Woo Nam 35+m PC, 43m OG, Seung Lee 2nd 55m PC.

16TH MARCH

Kookaburras 3 New Zealand 2 (Halftime scores 0-1)

Goals- Kookaburras: Jacob Whetton 38m FG/ 39m FG, Matt Ghodes 42m FG; New Zealand: Jacob Smith 27m FG, Cory Bennett 56m PC.

17TH MARCH

Kookaburras 3 Malaysia 2 (Halftime scores 2-1)

Goals- Kookaburras: Nicholas Budgeon 29m PC, Craig Boyne 30m FG, Trent Mitton 70m FG; Malaysia: Faizal Saari 4m PC, Ahmad Tajudin Abdul Jalil Tengku 48m FG.

KOREA TEST SERIES 3RD-9TH MAY PERTH, WA

Jamie Dwyer, Glenn Turner, Rob Hammond, Jason Wilson, Russell Ford, Jacob Whetton, Joel Carroll, Matt Ghodes, Aran Zalewski, Matt Willis, Time Deavin, Glenn Simpson, Daniel Beale, Chris Bausor, George Bazeley, Kiel Brown, Andrew Philpott, Tristian Clemons.

3RD MAY

Kookaburras 0 Korea 0 (Halftime scores 0-0)

5TH MAY

Jamie Dwyer, Tom Wickham, Rob Hammond, Jacob Whetton, Jeremy Edwards, Nick Budgeon, Joel Carroll, Matt Gohdes, Aran Zalewski, Matt Willis, Tim Deavin, Josh Miller, Daniel Beale, Trent Mitton, Tyler Lovell, Kiel Brown, Andrew Philpott, Andrew Charter.

Kookaburras 5 Korea 2 (Halftime scores 4-2)

Goals- Kookaburras: Trent Mitton 18m PC/ 22m FG/ 52 FG, Jacob Whetton 34m FG, Josh Miller 35m FG; Korea: Sung Hoon Yoon 3m FG, Hyun Woo Nam 26m PC.

7TH MAY

Jamie Dwyer, Glenn Turner, Tom Wickham, Russell Ford, Jeremy Edwards, Nick Budgeon, Matt Gohdes, Aran Zalewski, Matt Willis, Tim Deavin, Glenn Simpson, Josh Miller, Chris Bausor, Trent Mitton, George Bazeley, Kiel Brown, Andrew Philpott, Tristian Clemons.

Kookaburras 3 Korea 3 (Halftime scores 1-2)

Goals- Kookaburras: Russell Ford 11m FG/ 54m FG, Matt Willis 67m FG; Korea: Sung Hoon Yoon 3m FG, 28m OG, Jung Jun Lee 40m FG.

9TH MAY

Glenn Turner, Rob Hammond, Jason Wilson, Matthew Butturini, Russell Ford, Jacob

*Not an international cap

Whetton, Joel Carroll, Matt Gohdes, Aran Zalewski, Tim Deavin, Glenn Simpson, Daniel Beale, Chris Bausor, Trent Mitton, Tyler Lovell, Kieran Govers, Kiel Brown, Andrew Charter.

Kookaburras 4 Korea 1 (Halftime scores 0-0)

Goals- Kookaburras: Trent Mitton 55m PC, Russell Ford 56m PC, Kieran Govers 63m PC.

MEN'S FIH HOCKEY WORLD LEAGUE SEMI-FINAL 13 - 23 JUNE 2013 ROTTERDAM, NETHERLANDS

Kiel Brown, Chris Ciriello, Tristan Clemons, Russell Ford, Matt Gohdes, Kieran Govers, Fergus Kavanagh, Mark Knowles, Simon Orchard, Glenn Simpson, Matthew Swann, Joel Carroll, Andrew Charter, Tim Deavin, Jamie Dwyer, Rob Hammond, Trent Mitton, Eddie Ockenden

14TH JUNE

Kookaburras 1 Belgium 3 (Halftime scores 0-2)

Goals – Kookaburras: Russell Ford 63m FG, Belgium: Sebastien Dockier 1m FG, Cedric Charlier 17m FG, John-John Dohmen 65m FG.

15TH JUNE

Spain 2 Kookaburras 5 (Halftime scores 0-2)

Goals – Kookaburras: Kieran Govers 12m PC, Chris Ciriello 34m PC, Keil Brown 45m FG, Russell Ford 47m FG, Rob Hammond 50m PC, Spain: Eduard Tubau 38m FG, Gabriel Debanch 70m PC.

17TH JUNE

Kookaburras 7 France 1 (Halftime scores 3-1)

Goals – Kookaburras: Jamie Dwyer 9m FG/ 14m FG/ 24m FG/ 41m FG, 55m FG, Kieran Govers 43m PC, Matthew Swann 48m FG, France: Lucas Sevestre 32m FG.

19TH JUNE - QUARTER FINAL

Kookaburras 5 India 1 (Halftime scores 4-1)

Goals – Kookaburras: Glenn Simpson 2m PC, Matt Gohdes 20m FG, 21m OG, Russell Ford 22m FG, Matthew Swann 39m PC, India: Chinglensana Singh Kangujam 21m FG

21ST JUNE - SEMI FINAL

Kookaburras 4 Netherlands 3 (Halftime scores 2-1)

Goals – Kookaburras: Chris Ciriello 17m PC, Matt Gohdes 25m FG, Russell Ford 42m PC, Kieran Govers 56m PC, Netherlands: Jeroen Hertzberger 22m PC, Billy Bakker 38m FG, Rogier Hofman 58m PC.

23RD JUNE - FINAL

Belgium 2 Kookaburras 2 (Halftime scores 0-1) *Shoot out Belgium 7 Kookaburras 6

Goals – Kookaburras: Chris Ciriello 21m PC, Russell Ford 70m FG, Belgium: Tom Boon 49m FG, Sebastien Dockier 59m FG.

FINAL PLACING

- 1 BELGIUM
- 2 AUSTRALIA
- 3 NETHERLANDS
- 4 NEW ZEALAND
- 5 SPAIN
- 6 INDIA
- 7 IRELAND
- 8 FRANCE

HOCKEYROOS

OLYMPIC GAMES 29TH JULY- 10TH AUGUST LONDON, ENGLAND

Toni Cronk, Georgia Nanscawan, Casey Eastham, Megan Rivers, Jodie Schulz, Ashleigh Nelson, Anna Flanagan, Madonna Blyth, Kobie McGurk, Jayde Taylor, Kate Jenner, Fiona Boyce, Emily Smith, Hope Munro, Teneal Attard, Jade Close.

29TH JULY

Hockeyroos 0 New Zealand 1 (Halftime scores 0-1)

Goals- New Zealand: Cathryn Finlayson 3m PC.

31ST JULY

Hockeyroos 3 Germany 1 (Halftime scores 1-1)

Goals- Hockeyroos: Hope Munro 20m FG, Anna Flanagan 46m PC, Fiona Boyce 53m PC; Germany: Katharina Otte 9m PC.

2ND AUGUST

Hockeyroos 1 United States 0 (Halftime scores 1-0)

Goals- Hockeyroos: Anna Flanagan 33m PC.

4TH AUGUST

Hockeyroos 1 South Africa 0 (Halftime scores 1-0)

Goals- Hockeyroos: Jade Close 8m FG.

6TH AUGUST

Hockeyroos 0 Argentina 0 (Halftime scores 0-0)

10TH AUGUST

Hockeyroos 2 China 0 (Halftime scores 2-0)

Goals- Hockeyroos: Jodie Schulz 41m PS, Jade Close 60m FG.

CHAMPIONS CHALLENGE 23RD SEPTEMBER- 7TH OCTOBER DUBLIN, IRELAND

Toni Cronk, Georgia Nanscawan, Bianca Greenshields, Casey Eastham, Jodie Schulz, Anna Flanagan, Karrie McMahon, Madonna Blyth, Kobie McGurk, Kate Jenner, Claire Messent, Fiona Boyce, Emily Smith, Rachael Lynch, Teneal Attard, Jordyn Holzberger, Jade Close.

23RD SEPTEMBER

Hockeyroos 3 Ireland 0 (Halftime scores 1-0)

Goals- Hockeyroos: Emily Smith 17m FG/ 53m FG, Jodie Schulz 58m PC.

29TH SEPTEMBER

Hockeyroos 4 Belgium 1 (Halftime scores 2-0)

Goals- Hockeyroos: Jodie Schulz 20m PS, Casey Eastham 26m FG, Anna Flanagan 47m PC, Madonna Blyth 67m PC; Belgium Emilie Sinia 54m PC.

30TH SEPTEMBER

Hockeyroos 8 India 1 (Halftime scores 3-1)

Goals- Hockeyroos: Madonna Blyth 3m PC/ 57m PC, Casey Eastham 21m FG, Jodie Schulz

24m PC, Claire Messent 50m FG, Georgia Nanscawen 64m FG, Emily Hurtz 68m FG; India: Ritu Rani 18m FG.

2ND OCTOBER

Hockeyroos 4 Wales 0 (Halftime scores 1-0)

Goals- Hockeyroos: Emily Hurtz 1m FG/ 68m FG/ 70m PC, Emily Smith 38m FG.

4TH OCTOBER

Hockeyroos 2 South Africa 0 (Halftime scores 1-1)

Goals- Hockeyroos: Anna Flanagan 11m PC, Jordyn Holzberger 66m PC; South Africa: 18m FG.

6TH OCTOBER

Hockeyroos 2 Scotland 0 (Halftime scores 0-0)

Goals- Hockeyroos: Jodie Schulz 52m PC, Anna Flanagan 56m PC.

7TH OCTOBER

Hockeyroos 6 United States 1 (Halftime scores 3-1)

Goals- Hockeyroos: Jade Close 17m FG/ 32m FG, Georgia Nanscawen 24m FG, Emily Smith 39m FG, Jodie Schulz 59m PC/ 68m PC; United States: Rachel Dawson 4m PC.

INVESTEC CHALLENGE 29TH JANUARY- 9TH FEBRUARY SOUTH AFRICA

Georgia Nanscawen, Bianca Greenshields, Casey Eastham, Ashlee Wells, Kristin Johnson, Jodie Schulz, Anna Flanagan, Emily Hurtz, Georgie Parker, Danielle Schubach, Kate Jenner, Claire Messent, Fiona Boyce, Emily Smith, Rachael Lynch, Teneal Attard, Kary Chau.

29TH JANUARY

Hockeyroos 0 South Africa 4 (Halftime scores 0-2)

Goals- South Africa: Izelle Lategan 8m PC, Pietie Coetzee 23m PC, Jade McKenzie Mayne 61m FG, Dirkie Chamberlain 64m PC.

4TH FEBRUARY

Georgia Nanscawen, Bianca Greenshields, Casey Eastham, Kristen Johnson, Jodie Schulz,

Anna Flanagan, Kellie White, Georgie Parker, Danielle Schubach, Kate Jenner, Fiona Boyce, Emily Smith, Rachael Lynch, Teneal Attard, Jordyn Holzberger, Kary Chau, Emily Hurtz.

Hockeyroos 2 Netherlands 2 (Halftime scores 1-0)

Goals- Hockeyroos: Casey Eastham 8m PC, Georgia Nanscawen 56m PC; Netherlands: Paumen 45m PC, Jonker 66m FG.

5TH FEBRUARY

Georgia Nanscawen, Bianca Greenshields, Casey Eastham, Kristen Johnson, Jodie Schulz, Anna Flanagan, Ashlee Wells, Georgie Parker, Danielle Schubach, Kate Jenner, Fiona Boyce, Emily Smith, Rachael Lynch, Teneal Attard, Jordyn Holzberger, Kary Chau, Emily Hurtz.

Hockeyroos 1 South Africa 1 (Halftime scores 0-0)

Goals- Hockeyroos: Anna Flanagan PC

7TH FEBRUARY

Georgia Nanscawen, Bianca Greenshields, Casey Eastham, Kristen Johnson, Jodie Schulz, Anna Flanagan, Ashlee Wells, Georgie Parker, Danielle Schubach, Kate Jenner, Fiona Boyce, Emily Smith, Rachael Lynch, Teneal Attard, Claire Messent, Kary Chau, Emily Hurtz.

Hockeyroos 3 England 0 (Halftime scores 1-0)

Goals- Hockeyroos: Anna Flanagan PS, Jodie Schulz PC, Georgia Nanscawen FG.

9TH FEBRUARY

Georgia Nanscawen, Bianca Greenshields, Casey Eastham, Kristen Johnson, Jodie Schulz, Anna Flanagan, Ashlee Wells, Georgie Parker, Danielle Schubach, Kate Jenner, Fiona Boyce, Emily Smith, Rachael Lynch, Teneal Attard, Jordyn Holzberger, Kary Chau, Emily Hurtz.

Hockeyroos 1 South Africa 2 (Halftime scores 0-2)

Goals- Hockeyroos: Casey Eastham 69m PC; South Africa: Coetzee 20m FG/ Coetzee 35m PC.

9TH FEBRUARY

Kirsten White, Casey Eastham, Ashlee Wells, Jodie Schulz, Anna Flanagan, Emily Hurtz, Georgina Parker, Danni Scubach, Teneal Attard, Kirsten Johnson, Kate Jenner, Fiona Boyce, Emily Smith, Rachael Lynch, Jordan Holzberger.

Hockeyroos 2 England 2 (Halftime scores)

Goals- Hockeyroos: Anna Flanagan 12m PC, Kirsten Johnson 52 FG.

TEST MATCH 8TH JUNE BELGIUM

Toni Cronk, Georgia Nanscawen, Casey Eastham, Kirsten Johnson, Jodie Schulz, Ashleigh Nelson, Anna Flanagan, Karri McMahon, Madonna Blyth, Edwina Bone, Emily Hurtz, Jane Claxton, Claire Messent, Jade Warrender, Emily Smith, Rachael Lynch, Teneal Attard, Jordyn Holzberger.

Hockeyroos 1 Belgium 1 (Halftime scores 0-0)

Goals- Hockeyroos: Anna Flanagan 59m PC; Belgium: Emilie Sinia 57m FG.

WOMEN'S FIH HOCKEY WORLD LEAGUE SEMI- FINAL 22 - 30 JUNE 2013 LONDON, ENGLAND

Toni Cronk, Georgia Nanscawen, Casey Eastham, Kirstin Johnson, Jodie Schulz, Ashleigh Nelson, Anna Flanagan, Karri McMahon, Madonna Blyth, Edwina Bone, Kellie White, Emily Hurtz, Jane Claxton, Georgie Parker, Claire Messent, Emily Smith, Rachael Lynch, Teneal Attard.

22ND JUNE

Hockeyroos 5 Spain 0

Goals- Hockeyroos: Georgia Nanscawen 33m FG, Claire Messent 41m PC, Kellie White 45m FG, 51m OG, Emily Hurtz 70m FG

23RD JUNE

Hockeyroos 1 England 1

Goals- Hockeyroos Jodie Schulz 25m PC
England: Hollie Webb 25m PC

25TH JUNE

Hockeyroos 1 South Africa 0

Goals – Hockeyroos: Anna Flanagan 43m PC

27TH JUNE

Hockeyroos 4 Unites States 1

Goals – Hockeyroos: Emily smith 7m FG, Kellie

White 12m FG, Karri McMahon 22m PC, Jodie Schulz 25m PC

Unites States: Rachel Dawson 10m PC

29TH JUNE

Hockeyroos 4 China 1

Goals – Hockeyroos: Ashleigh Nelson 29m FG, Claire Messent 51m FG, Georgie Parker 58m FG, Emily Hurtz 63m FG

China: Li Hongxia 28m FG

30 JUNE - FINAL

Hockeyroos 3 England 0

Goals – Hockeyroos: Ashleigh nelson 12m FG, Kellie White 23m FG, Emily Smith 60m FG

FINAL PLACING

1 AUSTRALIA

2 ENGLAND

3 ARGENTINA

4 CHINA

5 UNITED STATES

6 ITALY

7 SOUTH AFRICA

8 SPAIN

AUSTRALIAN UNDER 18 NATIONAL CHAMPIONSHIPS - MEN

10 – 21 APRIL 2012

BRISBANE, QLD

1

2

3

4

5

6

7

8

AUSTRALIAN UNDER 18 NATIONAL CHAMPIONSHIPS - WOMEN

10 – 21 APRIL 2012

NEWCASTLE, NSW

1 QLD

2 NSW

3 VIC

4 SA

5 WA

6 TAS

7 ACT

8 NT

AUSTRALIAN UNDER 21 NATIONAL CHAMPIONSHIPS - MEN

10 – 21 JULY 2012

HOBART, TAS

1 QLD

2 WA

3 TAS

4 NSW

5 VIC

6 NT

7 ACT

8 SA

AUSTRALIAN UNDER 21 NATIONAL CHAMPIONSHIPS - WOMEN

10 – 21 JULY 2012

ADELAIDE, SA

1 NSW

2 QLD

3 SA

4 ACT

5 WA

6 VIC

7 NT

8 TAS

AUSTRALIAN UNDER 13 NATIONAL CHAMPIONSHIPS - BOYS

29 SEPTEMBER – 6 OCTOBER 2012

NOWRA, NSW

1 NSW

2 VIC

3 WA

4 QLD

5 SA

6 NT

7 ACT

8 TAS

AUSTRALIAN UNDER 13 NATIONAL CHAMPIONSHIPS - GIRLS

29 SEPTEMBER – 6 OCTOBER 2012

PERTH, WA

1 WA

2 QLD

3 NSW

4 ACT

5 NT

6 VIC

7 SA

8 TAS

AUSTRALIAN UNDER 15 NATIONAL CHAMPIONSHIPS - BOYS

29 SEPTEMBER – 6 OCTOBER 2012

ADELAIDE, SA

1 NSW

2 VIC

3 QLD

4 WA

5 TAS

6 SA

7 ACT

8 NT

AUSTRALIAN UNDER 18 INDOOR NATIONAL CHAMPIONSHIPS- GIRLS

29 SEPTEMBER – 6 OCTOBER 2012

CANBERRA, ACT

1 NSW

2 QLD

3 VIC

4 SA

5 WA

6 TAS

7 ACT

8 NT



FINANCIAL REPORT

HOCKEY AUSTRALIA LIMITED

A.C.N. 088 988 836

ANNUAL REPORT

for the financial year ended 30 June 2013

SPECIAL PURPOSE FINANCIAL REPORT FOR THE YEAR ENDED 30 JUNE 2013

DIRECTORS' REPORT	45
AUDITOR'S INDEPENDENCE DECLARATION	48
INDEPENDENT AUDITOR'S REPORT	49
DIRECTORS' DECLARATION	51
STATEMENT OF PROFIT OR LOSS AND COMPREHENSIVE INCOME	52
STATEMENT OF FINANCIAL POSITION	53
STATEMENT OF CHANGES IN EQUITY	54
STATEMENT OF CASH FLOWS	54
NOTES TO THE FINANCIAL STATEMENTS	55-61



Fergus Kavanagh and Tim Deavin in Fremantle for a Hockey 9s photoshoot

DIRECTORS' REPORT

The directors of the Hockey Australia Limited submit herewith the annual report of the company for the financial year ended 30 June 2013. In order to comply with provisions of the Corporations Act 2001, the directors report as follows:

THE NAMES AND PARTICULARS OF THE DIRECTORS OF THE COMPANY DURING OR SINCE THE END OF THE FINANCIAL YEAR ARE:

NAME	PARTICULARS
Stuart Carruthers	Board Member. B.Bus. Joined the Board in 2005. Regional General Manager, Victoria/Tasmania - CUB Resigned 30 November 2012
Renita Garard OAM	BoaBoard Member & Finance Director. B.Com. GAICD. CA. Joined the Board in 2000. Chartered Accountant providing Taxation Advisory Services. Member of Finance and Audit Committee.
Stuart Grimshaw	Board Member, Chairman & President. B.Com. MBA. Joined the Board in 2007. CEO – Bank of Queensland. Chairman of the Finance & Audit Committee.
John Hall	Board-Appointed Director. FAICD, MBA. Joined the Board in 2006. Professional non-executive director. Resigned 30 November 2012
David Hatt	Board Member. B.Ed. J.P. Joined Board in 2011 Part-Time Advisor to Minister for Defence. Consultant on Town Planning and Sports Administration. No portfolio or special responsibilities.
Anthony Leeflang	Board Member. B.Sc. BVMS. MVSc. Joined the Board in 2010. Veterinary Surgeon. No portfolio or special responsibilities.
Clare Prideaux	Board Member & Vice President. B.Ed. (Human Movement). Joined the Board in 2009. High Performance Sport Director – NSWIS. Member of Competitions Advisory Group and Talent Identification Group.
Kenneth Read SC	Board member. LLB (Hons). Joined the Board in 2003. Barrister-at-Law. Resigned 11 July 2013.
Danni Roche OAM	Board Member. MBA, GAICD. Joined the Board in 2005.
Norman Same	Board Member. B.Ec. Joined the Board in 2010. Managing Director, knp Solutions Pty Ltd, Chartered Accountants. No portfolio or special responsibilities.
Tracey Scott	Board member. LLB. LLM. Joined the Board in 2012. Senior Host Cities Manager, Asian Football Cup Australia 2015. No portfolio or special responsibilities.
Sandra Sully	Board-Appointed Director. Joined the Board in 2013. Journalist/Broadcaster Network Ten. No portfolio or special responsibilities.

COMPANY SECRETARY

Greg Hill (appointed 30 April 2013) held the position of company secretary of Hockey Australia Limited at the end of the financial year.

PRINCIPAL ACTIVITIES AND OBJECTIVES

Hockey Australia exists to further the game of field hockey (and its derivations) throughout Australia.

Hockey Australia drives participation and performance in the sport through all levels from grassroots through to international representative teams. Through the entry-level program, Hook in2 Hockey, and a calendar of national championships and representative opportunities, Hockey Australia strives to increase participation in our sport and retain participants throughout their life. Throughout this process, Hockey Australia aims to identify world-class talent and support these athletes in their growth by exposing them to world's best coaches and training programs. Our high performance program, located in Perth, serves the growing needs of the elite national squads and our international teams, the Hockeyroos and the Kookaburras, in their journey to become the best in the world.

Hockey Australia's intent is to continue to grow the number of Australians who experience hockey and be exposed to the brilliance of our sport and our athletes.

REVIEW OF OPERATIONS

A review of the operations of the company during the financial year and the financial results of the operations, found that during the year the company continued to engage in its principal activity, the results of which are disclosed in the financial statements.

The surplus for the financial year was \$129,854 (2012:\$273,528).

CHANGES IN STATE OF AFFAIRS

There was no significant change in the state of affairs of the company during the financial year.

SUBSEQUENT EVENTS

Cam Vale was appointed CEO of Hockey Australia on 7 August 2013. There has not been any other matter or circumstance occurring subsequent to the end of the financial year that has significantly affected, or may significantly affect, the operations of the company, the results of those operations, or the state of affairs of the company in future financial years.

FUTURE DEVELOPMENTS

Disclosure of information regarding likely developments in the operations of the company in future financial years and the expected results of those operations is likely to result in unreasonable prejudice to the company. Accordingly, this information has not been disclosed in this report.

ENVIRONMENTAL REGULATIONS

The company's operations are not regulated by any significant environmental regulation under a law of the Commonwealth or of a State or Territory.

DIRECTORS MEETINGS

The following table sets out the number of directors meetings held during the financial year and the number of meetings attended by each director (while they were a director). During the financial year, 6 board meetings were held.

DIRECTORS	ELIGIBLE TO ATTEND	ATTENDED
Stuart Grimshaw	6	4
Renita Garard	6	5
Stuart Carruthers	3	2
John Hall	3	2
Tony Leeftang	6	6
Clare Prideaux	6	4
Ken Read	6	5
Danni Roche	3	3
Norman Same	6	6
David Hatt	6	5
Tracey Scott	3	3
Sandra Sully	3	3

INDEMNIFICATION OF OFFICERS AND AUDITORS

During the financial year, the company paid a premium in respect of a contract insuring the directors of the company (as named above), against a liability incurred as such a director, secretary or executive officer to the extent permitted by the Corporations Act 2001. The contract of insurance prohibits disclosure of the nature of the liability and the amount of the premium.

The company has not otherwise, during or since the financial year, except to the extent permitted by law, indemnified or agreed to indemnify an officer or auditor of the company or of any related body corporate against a liability incurred as such an officer or auditor.

PROCEEDINGS ON BEHALF OF THE COMPANY

No person has applied for leave of Court to bring proceedings on behalf of the company or intervene in any proceedings to which the company is a party for the purpose of taking responsibility on behalf of the company for all or any part of those proceedings. The company was not party to any such proceedings during the year.

DIVIDENDS

No dividends have been paid during or since the end of the financial year. The Corporation Act 2001 prohibits companies limited by guarantee from distributing dividends to members.

MEMBER'S GUARANTEE


The company is limited by guarantee. Upon winding up each member is required to contribute a maximum of \$20 towards meeting any outstanding obligations of the company. At 30 June 2013 there were eight members (30 June 2012: 8).

AUDITOR'S INDEPENDENCE DECLARATION

The auditor's independence declaration is included on page 48 of the annual report.

Signed in accordance with a resolution of directors made pursuant to s.298(2) of the Corporations Act 2001.

On behalf of the Directors



Stuart Grimshaw
Director

Brisbane, 10 October 2013



Renita Garard
Director

Brisbane, 10 October 2013

The Board of Directors
Hockey Australia Limited
Level 5, 409 St. Kilda Road
MELBOURNE, VIC 3004

10 October 2013

Dear Board Members,

Hockey Australia Limited

In accordance with section 307C of the Corporations Act 2001, I am pleased to provide the following declaration of independence to the directors of Hockey Australia Limited.

As the lead audit partner for the audit of the financial statements of the Hockey Australia Limited for the financial year ended 30 June 2013, I declare to the best of my knowledge and belief, there have been no contraventions of:

- (i) the auditor independence requirements as set out in the Corporations Act 2001 in relation to the audit; and
- (ii) any applicable code of professional conduct in relation to the audit.

Yours sincerely

Deloitte Touche Tohmatsu
DELOITTE TOUCHE TOHMATSU

Alison Brown

Alison Brown
Partner
Chartered Accountants

Independent auditor's report to the members of the Hockey Australia Limited

We have audited the accompanying financial report, being a special purpose financial report, of Hockey Australia Limited, which comprises the statement of financial position as at 30 June 2013, the statement of profit or loss and other comprehensive income, the statement of cash flows and the statement of changes in equity for the year ended on that date, notes comprising a summary of significant accounting policies and other explanatory information, and the directors' declaration as set out on pages 9 to 21.

Directors' Responsibility for the Financial Report

The directors of the company are responsible for the preparation of the financial report that gives a true and fair view and have determined that the basis of preparation described in Note 3 to the financial report is appropriate to meet the requirements of the *Corporations Act 2001* and is appropriate to meet the needs of the members. The directors' responsibility also includes such internal control as the directors determine is necessary to enable the preparation of the financial report that gives a true and fair view and is free from material misstatement, whether due to fraud or error.

Auditor's Responsibility

Our responsibility is to express an opinion on the financial report based on our audit. We have conducted our audit in accordance with Australian Auditing Standards. Those standards require that we comply with relevant ethical requirements relating to audit engagements and plan and perform the audit to obtain reasonable assurance whether the financial report is free from material misstatement.

An audit involves performing procedures to obtain audit evidence about the amounts and disclosures in the financial report. The procedures selected depend on the auditor's judgement, including the assessment of the risks of material misstatement of the financial report, whether due to fraud or error. In making those risk assessments, the auditor considers internal control relevant to the entity's preparation of the financial report that gives a true and fair view, in order to design audit procedures that are appropriate in the circumstances, but not for the purpose of expressing an opinion on the effectiveness of the entity's internal control. An audit also includes evaluating the appropriateness of accounting policies used and the reasonableness of accounting estimates made by the directors, as well as evaluating the overall presentation of the financial report.

We believe that the audit evidence we have obtained is sufficient and appropriate to provide a basis for our audit opinion.

Auditor's Independence Declaration

In conducting our audit, we have complied with the independence requirements of the *Corporations Act 2001*. We confirm that the independence declaration required by the *Corporations Act 2001*, which has been given to the directors of Hockey Australia Limited would be in the same terms if given to the directors as at the time of this auditor's report.

Liability limited by a scheme approved under Professional Standards Legislation.

Member of Deloitte Touche Tohmatsu Limited

7

Deloitte.

Opinion

In our opinion, the financial report of the Hockey Australia Limited is in accordance with the *Corporations Act 2001*, including:

- (a) giving a true and fair view of the company's financial position as at 30 June 2013 and of its performance for the year ended on that date; and
- (b) complying with Australian Accounting Standards to the extent described in Note 3 and the *Corporations Regulations 2001*.

Basis of Accounting

Without modifying our opinion, we draw attention to Note 3 to the financial report, which describes the basis of accounting. The financial report has been prepared for the purpose of fulfilling the directors' financial reporting responsibilities under the *Corporations Act 2001*. As a result, the financial report may not be suitable for another purpose.

deloitte Touche Tohmatsu
DELOITTE TOUCHE TOHMATSU

Alison Brown

Alison Brown
Partner
Chartered Accountants
Melbourne, 10 October 2013

DIRECTORS' DECLARATION


As detailed in Note 3 to the financial statements, the company is not a reporting entity because in the opinion of the directors there are unlikely to exist users of the financial report who are unable to command the preparation of reports tailored so as to satisfy specifically all of their information needs. Accordingly, these special purpose financial statements have been prepared to satisfy the directors' reporting requirements under the Corporations Act 2001.

THE DIRECTORS DECLARE THAT:

- (a) in the directors' opinion, there are reasonable grounds to believe that the company will be able to pay its debts as and when they become due and payable; and
- (b) in the directors' opinion, the attached financial statements and notes thereto are in accordance with the Corporations Act 2001, including compliance with accounting standards and giving a true and fair view of the financial position and performance of the company.

Signed in accordance with a resolution of the directors made pursuant to S.295(5) of the Corporations Act 2001.

On behalf of the Directors



Stuart Grimshaw

Director

10 October 2013



Renita Garard

Director

10 October 2013

STATEMENT OF PROFIT OR LOSS AND COMPREHENSIVE INCOME FOR THE YEAR ENDED 30 JUNE 2013

	Note	2013 \$	2012 \$
CONTINUING OPERATIONS			
Government grants		6,239,521	7,272,147
Commercial and business revenue		2,238,529	1,985,826
Special Event Income		1,960,030	864,883
TOTAL REVENUE		10,438,080	10,122,856
Affiliations and event expenses		(2,001,387)	(685,895)
Australian Championships and Australian Hockey League expenses		(235,128)	(151,246)
Coaching and officiating expenses		(105,583)	(63,341)
Cost of sales		(16,190)	(11,620)
Elite program expenses		(3,318,732)	(4,168,444)
International competition		(1,953,017)	(2,289,646)
Meeting expenses		(77,230)	(62,851)
Marketing and development		(1,662,280)	(1,583,880)
Operating and administration expenses		(938,679)	(832,405)
SURPLUS BEFORE TAX	4	129,854	273,528
Income tax expense	3(e)	-	-
SURPLUS FOR THE YEAR		129,854	273,528
Other comprehensive income		-	-
TOTAL COMPREHENSIVE INCOME FOR THE YEAR		129,854	273,528

Notes to the financial statements are included on pages 55 to 61.

STATEMENT OF FINANCIAL POSITION AT 30 JUNE 2013

	Note	2013 \$	2012 \$
CURRENT ASSETS			
Cash and cash equivalents	13(a)	2,666,656	2,300,241
Trade and other receivables	5	949,318	820,493
Inventories	6	88,472	107,487
Other assets	8	196,931	225,028
TOTAL CURRENT ASSETS		3,901,377	3,453,249
NON-CURRENT ASSETS			
Property, plant and equipment	7	42,478	42,803
TOTAL NON-CURRENT ASSETS		42,478	42,803
TOTAL ASSETS		3,943,855	3,496,052
CURRENT LIABILITIES			
Trade and other payables	9	1,136,449	1,640,614
Provisions	10	153,955	170,137
Other liabilities	11	1,850,613	1,039,825
TOTAL CURRENT LIABILITIES		3,141,017	2,850,576
NON-CURRENT LIABILITIES			
Provisions	10	40,264	12,756
TOTAL NON-CURRENT LIABILITIES		40,264	12,756
TOTAL LIABILITIES		3,181,281	2,863,332
NET ASSETS		762,574	632,720
EQUITY			
Retained Earnings		762,574	632,720
TOTAL EQUITY		762,574	632,720

Notes to the financial statements are included on pages 55 to 61.

STATEMENT OF CHANGES IN EQUITY FOR THE YEAR ENDED 30 JUNE 2013

	Retained Earnings \$	Total \$
BALANCE AT 1 JULY 2011	359,192	359,192
Surplus for the year	273,528	273,528
Total comprehensive income for the year	273,528	273,528
BALANCE AT 30 JUNE 2012	632,720	632,720
Surplus for the year	129,854	129,854
Total comprehensive income for the year	129,854	129,854
BALANCE AT 30 JUNE 2013	762,574	762,574

Notes to the financial statements are included on pages 55 to 61.

STATEMENT OF CASH FLOWS FOR THE YEAR ENDED 30 JUNE 2013

	Note	2013 \$	2012 \$
CASH FLOWS FROM OPERATING ACTIVITIES			
Operating grant receipts		7,001,523	6,669,337
Commercial and business income		1,960,030	864,883
Receipts from members and other sources		2,007,971	1,545,779
Payments to suppliers and employees		(10,692,300)	(9,180,827)
Interest received		110,519	144,062
NET CASH GENERATED BY OPERATING ACTIVITIES	13(b)	387,743	43,232
CASH FLOWS FROM INVESTING ACTIVITIES			
Payments for property, plant and equipment		(21,328)	(15,229)
Net cash used in investing activities		(21,328)	(15,229)
NET INCREASE IN CASH AND CASH EQUIVALENTS		366,415	28,004
Cash and cash equivalents at the beginning of the year		2,300,241	2,272,238
CASH AND CASH EQUIVALENTS AT THE END OF THE YEAR	13(a)	2,666,656	2,300,241

Notes to the financial statements are included on pages 55 to 61.

1. GENERAL INFORMATION

Hockey Australia Limited is a company limited by guarantee, incorporated in Victoria and operating in Australia.

Hockey Australia Limited's registered office and principal places of business are as follows:

REGISTERED OFFICE

Level 5, 409 St. Kilda Road
MELBOURNE VIC 3004

PRINCIPAL PLACES OF BUSINESS

Level 5, 409 St. Kilda Road
MELBOURNE VIC 3004

Perth Hockey Stadium
COMO WA 6952

2. ADOPTION OF NEW AND REVISED ACCOUNTING STANDARDS

2.1 STANDARDS AND INTERPRETATIONS AFFECTING AMOUNTS REPORTED IN THE CURRENT YEAR (AND/OR PRIOR YEARS)

The following new and revised Standards and Interpretations have been adopted in the current year and have affected the amounts reported in these financial statements.

Amendments to AASB 101
'Presentation of Financial
Statements'

The amendment (part of AASB 2011-9 'Amendments to Australian Accounting Standards - Presentation of Items of Other Comprehensive Income' introduce new terminology for the statement of comprehensive income and income statement. Under the amendments to AASB 101, the statement of comprehensive income is renamed as a statement of profit or loss and other comprehensive income and the income statement is renamed as a statement of profit or loss. The amendments to AASB 101 retain the option to present profit or loss and other comprehensive income in either a single statement or in two separate but consecutive statements. However, the amendments to AASB 101 require items of other comprehensive income to be grouped into two categories in the other comprehensive income section: (a) items that will not be reclassified subsequently to profit or loss and (b) items that may be reclassified subsequently to profit or loss when specific conditions are met. Income tax on items of other comprehensive income is required to be allocated on the same basis – the amendments do not change the option to present items of other comprehensive income either before tax or net of tax. The amendments have been applied retrospectively, and hence the presentation of items of other comprehensive income has been modified to reflect the changes. Other than the above mentioned presentation changes, the application of the amendments to AASB 101 does not result in any impact on profit or loss, other comprehensive income and total comprehensive income.

The amendments (part of AASB 2012-5 'Further Amendments to Australian Accounting Standards arising from Annual Improvements 2009-2011 Cycle') requires an entity that changes accounting policies retrospectively, or makes a retrospective restatement or reclassification to present a statement of financial position as at the beginning of the preceding period (third statement of financial position), when the retrospective application, restatement or reclassification has a material effect on the information in the third statement of financial position. The related notes to the third statement of financial position are not required to be disclosed.

2.2 STANDARDS AND INTERPRETATIONS ISSUED NOT YET EFFECTIVE

At the date of authorisation of the financial report, a number of Standards and Interpretations were in issue but not yet effective.

STANDARD/INTERPRETATION	EFFECTIVE FOR ANNUAL REPORTING PERIODS BEGINNING ON OR AFTER	EXPECTED TO BE INITIALLY APPLIED IN THE FINANCIAL YEAR ENDING
AASB 9 'Financial Instruments', and the relevant amending standards ¹	1 January 2013	30 June 2014
AASB 13 'Fair Value Measurement' and AASB 2011-8 'Amendments to Australian Accounting Standards arising from AASB 13'	1 January 2013	30 June 2014
AASB 119 'Employee Benefits' (2011) and AASB 2011-10 'Amendments to Australian Accounting Standards arising from AASB 119 (2011)'	1 January 2013	30 June 2014
AASB 2011-4 'Amendments to Australian Accounting Standards to Remove Individual Key Management Personnel Disclosure Requirements'	1 July 2013	30 June 2014
Mandatory Effective Date of IFRS 9 and Transition Disclosures (Amendments to IFRS 9 and IFRS 7)	1 January 2015	30 June 2016

¹The AASB has issued the following versions of AASB 9 and the relevant amending standards;

- AASB 9 'Financial Instruments' (December 2009), AASB 2009-11 'Amendments to Australian Accounting Standards arising from AASB 9', AASB 2012-6 'Amendments to Australian Accounting Standards – Mandatory Effective Date of AASB 9 and Transition Disclosures'

- AASB 9 'Financial Instruments' (December 2010), AASB 2010-7 'Amendments to Australian Accounting Standards arising from AASB 9 (December 2010)', AASB 2012-6 'Amendments to Australian Accounting Standards – Mandatory Effective Date of AASB 9 and Transition Disclosures'.

For annual reporting periods beginning before 1 January 2015, an entity may early adopt either AASB 9 (December 2009) or AASB 9 (December 2010) and the relevant amending standards.

3. SIGNIFICANT ACCOUNTING POLICIES

FINANCIAL REPORTING FRAMEWORK

The company is not a reporting entity because in the opinion of the directors there are unlikely to exist users of the financial report who are unable to command the preparation of reports tailored so as to satisfy specifically all of their information needs. Accordingly, these special purpose financial statements have been prepared to satisfy the directors' reporting requirements under the Corporation Act 2001.

For the purpose of preparing the financial statements, the company is a not-for-profit entity.

STATEMENT OF COMPLIANCE

The financial statements have been prepared in accordance with the Corporation Act 2001, the recognition and measurement requirements specified by all Australian Accounting Standards and Interpretations, and the disclosure requirements of Accounting Standards AASB 101 'Presentation of Financial Statements', AASB 107 'Cash Flow Statements', AASB 108 'Accounting Policies, Changes in Accounting Estimates and Errors' and AASB 1054 Australian Additional Disclosures.

BASIS OF PREPARATION

The financial statements have been prepared on the basis of historical cost. Cost is based on the fair values of the consideration given in exchange for assets. All amounts are presented in Australian dollars, unless otherwise noted.

CRITICAL ACCOUNTING JUDGMENTS AND KEY SOURCES OF ESTIMATION UNCERTAINTY

In the application of the company's accounting policies, which are described below, the directors are required to make judgments, estimates and assumptions about carrying amounts of assets and liabilities that are not readily apparent from other sources. The estimates and associated assumptions are based on historical experience and other factors that are considered to be relevant. Actual results may differ from these estimates.

The estimates and underlying assumptions are reviewed on an ongoing basis. Revisions to accounting estimates are recognised in the period in which the estimate is revised if the revision affects only that period, or in the period of the revision and future periods if the revision affects both current and future periods.

LONG SERVICE LEAVE

Management judgement is applied in determining the following key assumptions used in the calculation of long service leave at reporting date:

- future increases in salaries and wages;
- future on cost rates; and
- experience of employee departures and period of service.

PROPERTY, PLANT AND EQUIPMENT

Useful lives and residual value of property, plant and equipment are reviewed annually. Judgement is applied in determining the useful lives of property, plant and equipment. Any reassessment of useful lives and residual value in a particular year will affect depreciation and amortisation expense (either increasing or decreasing) from the date of reassessment through to the end of the reassessed useful life for both the current and future years.

PROVISION FOR DOUBTFUL DEBTS

Management's judgement is applied in determining the provision for doubtful debts. If the estimated recoverable amount of the debtor is less than the amount of revenue recognised, the difference is recognised in the provision for doubtful debts.

The following significant accounting policies have been adopted in the preparation and presentation of the financial report:

(A) INVENTORIES

Inventories relate to rulebooks, coaching materials and other hockey related merchandise and are measured at the lower of cost and net realisable value. Costs are assigned on a first-in first-out basis.

(B) PROPERTY, PLANT AND EQUIPMENT

Property, plant and equipment are carried at cost. All assets are depreciated over their useful lives to the company commencing from the time the asset was held ready for use.

The depreciation rates used for each class of depreciable asset are:

CLASS OF FIXED ASSETS	DEPRECIATION RATES
Motor vehicles	17 - 40%
Office equipment	8 - 50%

(C) CASH AND CASH EQUIVALENTS

Cash comprises cash on hand and demand deposits. Cash equivalents are short-term, highly liquid investments that are readily convertible to known amounts of cash, which are subject to an insignificant risk of changes in value and have a maturity of three months or less.

Bank overdrafts are shown within borrowings in current liabilities in the statement of financial position.

(D) INCOME

Government grant revenue is recognised when the company gains control of the funds.

Interest revenue is recognised on a proportional basis taking into account the interest rates applicable to the financial assets.

Dividends and interest are brought to account when received.

Gains and losses on disposals of items of plant and equipment are determined by comparing proceeds with the carrying amount. These gains or losses are included in the statement of profit or loss and comprehensive income.

(E) INCOME TAX

Hockey Australia Limited is a registered not-for-profit entity and is exempt under the provisions of the Income Tax Assessment Act 1997 (as amended) and as such is not subject to income taxes at this time. Accordingly, no income tax has been provided for the company in these financial statements.

(F) IMPAIRMENT OF ASSETS

At each reporting date, the company reviews the carrying amounts of its assets to determine whether there is any indication that those assets have suffered an impairment loss. If any such indication exists, the recoverable amount of the asset is estimated in order to determine the extent of the impairment loss (if any).

Recoverable amount is the higher of fair value less costs to sell and value in use.

In respect of not-for-profit entities, where the future economic benefits of an asset are not primarily dependent on the assets ability to generate net cash inflows and where the entity would, if deprived of the asset, replace its remaining future economic benefits, value in use is determined as the depreciable replacement cost of an asset less, where applicable, accumulated depreciation calculated on the basis of such cost to reflect the already consumed or expired future economic benefits of the asset. The current replacement cost of an asset is its cost measured by reference to the lowest cost at which the gross future economic benefits of that asset could currently be obtained in the normal course of business.

If the recoverable amount of an asset is estimated to be less than its carrying amount, the carrying amount of the asset is reduced to its recoverable amount. An impairment loss is recognised in profit or loss immediately.

Where an impairment loss subsequently reverses, the carrying amount of the asset is increased to the revised estimate of its recoverable amount, but only to the extent that the increased carrying amount does not exceed the carrying amount that would have been determined had no impairment loss been recognised for the asset in prior years. A reversal of an impairment loss is recognised in profit or loss immediately.

(G) EMPLOYEE BENEFITS

A liability is recognised for benefits accruing to employees in respect of wages and salaries, annual leave, and long service leave when it is probable that settlement will be required and they are capable of being measured reliably.

Liabilities recognised in respect of employee benefits expected to be settled within 12 months, are measured at their nominal values using the remuneration rate expected to apply at the time of settlement.

Liabilities recognised in respect of employee benefits which are not expected to be settled within 12 months are measured as the present value of the estimated future cash outflows to be made by the company in respect of services provided by employees up to reporting date.

Contributions are made by the company to an employee superannuation fund and are charged as expenses when incurred. The company has no legal obligation to provide benefits to employees on retirement.

(H) UNEARNED REVENUE

To the extent that specific grant funding remains unexpended at balance date, the surplus is brought to account as a liability 'Grants in advance', consistent with provisions embodied in the service agreements. Unexpended funds are fully refundable until expended on specified programs. Membership revenue which is received before balance date and relates to the subsequent financial year is brought to account as a liability.

(I) GOODS AND SERVICES TAX (GST)

Revenues, expenses are recognised net of GST except where GST incurred on a purchase of goods and services is not recoverable from that taxation authority, in which case the GST is recognised as part of the cost of acquisition of the asset or as part of the expense item.

Receivables and payables are stated with the amount of GST included. The net amount of GST recoverable from, or payable to, the taxation authority is included as part of receivables or payables in the statement of financial position.

Cash flows are included in the statement of cash flows on a gross basis. The GST component of cash flows arising from investing and financing activities which is recoverable from, or payable to, the taxation authority is classified as operating cash flows.

2013
\$2012
\$**4. SURPLUS FOR THE YEAR**

Surplus for the year has been arrived at after crediting/(charging) the following items of income and expense:

Interest received	110,519	144,062
Employee benefit expense	(2,689,003)	(2,502,677)
Depreciation	(21,653)	(30,294)

5. TRADE AND OTHER RECEIVABLES

Trade receivables	920,441	802,788
Allowance for doubtful debts	(42,536)	(31,468)
	877,905	771,320
Other receivables	71,413	49,173
	949,318	820,493

6. INVENTORIES

STOCK ON HAND – AT COST	88,472	107,487
--------------------------------	--------	---------

7. PROPERTY, PLANT AND EQUIPMENT

Motor vehicles - at cost	15,000	15,000
Accumulated depreciation	(15,000)	(12,000)
	-	3,000
Office equipment - at cost	123,643	112,351
Accumulated depreciation	(81,165)	(72,548)
	42,478	39,803
TOTAL PROPERTY, PLANT AND EQUIPMENT	42,478	42,803

8. OTHER ASSETS

PREPAYMENTS	196,931	225,028
--------------------	---------	---------

9. TRADE AND OTHER PAYABLES

Trade payables	353,078	399,069
Sundry creditors and accruals	783,371	1,241,545
	1,136,449	1,640,614

2013
\$2012
\$**10. PROVISIONS**

CURRENT		
Employee benefits	153,955	170,137
NON-CURRENT		
Employee benefits	40,264	12,756

11. OTHER LIABILITIES

Deferred revenue consisting:

Sponsorship	583,688	403,853
ASC and other grants	1,266,925	635,972
	1,850,613	1,039,825

12. REMUNERATION OF AUDITORS

Audit of the financial report	18,750	18,200
Grant audits	2,850	-
	21,600	18,200

*The auditor of Hockey Australia Limited is Deloitte Touche Tohmatsu.***13. CASH AND CASH EQUIVALENTS****(A) RECONCILIATION OF CASH AND CASH EQUIVALENTS**

For the purposes of the statement of cash flows, cash and cash equivalents includes cash on hand and in banks and investments in money market instruments, net of outstanding bank overdrafts. Cash and cash equivalents at the end of the year as shown in the statement of cash flows can be reconciled to the related items in the statement of financial position as follows:

Cash on hand	300	300
Cash at bank	2,666,356	2,299,941
	2,666,656	2,300,241

	2013 \$	2012 \$
(B) RECONCILIATION OF SURPLUS FOR THE YEAR TO NET CASH FLOWS FROM OPERATING ACTIVITIES		
Surplus for the year	129,854	273,528
Depreciation	21,653	30,294
MOVEMENT IN WORKING CAPITAL		
(INCREASE)/DECREASE IN ASSETS:		
Trade and other receivables	(128,825)	(330,137)
Inventories	19,015	4,291
Other assets	28,097	(138,534)
INCREASE/(DECREASE) IN LIABILITIES:		
Trade and other payables	(464,165)	729,819
Provisions	11,326	(568,658)
Deferred revenue	770,788	42,629
NET CASH GENERATED BY OPERATING ACTIVITIES	387,743	43,232

14. ECONOMIC DEPENDENCE

A significant portion of revenue is received by way of recurrent grants from the Commonwealth Government.

15. COMMITMENTS FOR EXPENDITURE

No commitments for expenditure have been noted at 30 June 2013.

16. CONTINGENT LIABILITIES

No contingent liabilities have been noted at 30 June 2013.

17. SUBSEQUENT EVENTS

Cam Vale was appointed CEO of Hockey Australia on 7 August 2013. There has not been any other matter or circumstance occurring subsequent to the end of the financial year that has significantly affected, or may significantly affect, the operations of the company, the results of those operations, or the state of affairs of the company in future financial years.



HALL OF FAME

MARJORY RIGG (CROSSEN)

Australian Representative 1951 – 1960

Western Australian half back Marjory Rigg was first selected in an All Australian Blue Ribband team in 1951.

Marjory was selected in the team on eight other occasions. Marjory represented Australia in 25 matches between 1953 and 1960, in which the team won 17 matches, drew 4 and lost 4.

A 1960 tournament saw Marjory appointed as the Captain and Coach of the team.

Following her international playing days Marjory moved into coaching including the role of New Zealand coach in a 1971 IFWHA tournament played in Auckland.

Following this, a trophy 'The Rigg-Crossen Trophy' was introduced in Marjory's honour to be contested between Australia and New Zealand.

A true legend of the game.

JIM ABEL

Australian Representative 1922 – 1927
Jim Abel was the first Australian Men's hockey team captain.

The appointment came in 1922.

Jim continued in the role for four test matches, and also played for Australia in 1923, 1925 and 1927.



JAY STACY

Australian Representative 1987 – 2000

Jay Stacy, a Victorian midfielder, made his Australian debut in 1987 and retired following the Sydney Olympics in 2000.

During this period, Jay played 321 games, he is currently Australia's men's record holder for most games played.

Representation included four Olympic Games which included a silver medal in 1992 and Bronze medals in 1996 and 2000, as well three World Cups and 14 Champions Trophies.

In 1999 Jay was awarded the 'FIH World Player of the Year'. Following his retirement from playing, Jay moved into coaching and has coached club teams in Belgium and the Netherlands.

Today he is the men's VIS coach.

A true champion of the game

LIFE MEMBERS

BARRY DANCER

Barry Dancer started his international hockey career as a player, he was a member of the national squad from 1973-1979 playing 48 games. These games include a silver medal at the Montreal Olympics in 1978, a bronze at the 1978 World Cup in Buenos Aires and a 5th at the 1975 World Cup in Kuala Lumpur.

From 1998-200 Barry was the English Men's National Coach whilst also being the Men's Great Britain National Coach 1999-2000.

Barry returned to Australia in 2001 having been appointed National Coach/AIS Head Coach. He fulfilled this role until the end of 2008. During this time Barry coached the team to a medal finish at almost every major tournament in the world that the team took part in. Including the first Olympic Gold men's hockey medal for Australia in 2004. The other wins are:

In 2004 Barry was awarded 2004 Coach of the Year at the Australian Sports Awards and 2004 WA Coach of the Year.

FRANK MURRAY

Frank Murray started his hockey career as a player. He played for WA in 1973 before a five-year stint from 1976-1980. He was a member of the 1977 & 1979 Championship teams.

From 1989-93 he became the National Head Coach. During this period Frank oversaw the establishment of a players development program for elite players which saw the need for them to re-locate to the AIS in Perth where the central program is still based. Intensive training centres were established in eight locations. Frank designed and directed these programs.

On the pitch, Frank coached the team to three Champions Trophy gold medals, two World Cup bronze medals and a silver Olympic medal. In which time he was also named the WA Sports Federation Coach of the Year in 1990 and 1993.

From 1994-96 Frank was the Men's National Head Coach & Head AIS Coach. He continued

to develop the player development program with the integration of a de-central program into a full elite development program with a central and de-central component. He also coached the team to a bronze Olympic medal, making the men's team the only Australian hockey team to medal at the 1992 and 1996 Games.

LIFE MEMBERS

M Fox*
 E Thompson*
 J H Powell* (1947)
 H A Cormie MBE* (1949)
 Dr M Hamilton* (1949)
 A H Imrie* (1949)
 A C Margarey* (1949)
 L Morris* (1949)
 K Ogilvie* (1949)
 D Somerville AM* (1949)
 R Taylor* (1949)
 E Tazewell* (1949)
 N Wicks* (1949)
 F Bage* (1950)
 D M Friend* (1950)
 M Irving* (1950)
 M Campbell* OBE (1951)
 A Clarke* (1951)
 W Rothwell* (1951)
 O P Wood* (1953)
 D Paul* MBE (1954)
 C Charlesworth* (1954)
 F H Levy* (1956)
 N J Marshall* (1957)
 K Langan (1958)*
 F Newson* (1959)
 R Robinson* AM MBE (1959)

P Goodridge* (1960)
 G Moir (1961)
 E Redfern* (1964)
 N Clarke* (1969)
 M Wilson AM (1971)
 D Corrigan (1972)*
 M Josiffe* (1972)
 L Hodges* (1973)
 L Jolly OAM* (1973)
 F McNab OBE* (1974)
 N O'Shea* (1974)
 M Baker AM (1976)
 J Ferguson* (1976)
 A B Hardham* (1978)
 G W Moessinger AM (1980)
 V Schaeffer* (1985)
 S Jamieson* (1985)
 B Brownlow OAM* (1986)
 M Murray* (1986)
 J Webster OAM* (1986)
 F Yeend AM (1986)
 PG Ryan OBE (1988)*
 J Viertel OAM (1988)
 H A Nederveen AM* (1990)
 Sir Geoffrey Yeend AC CBE* (1991)
 S Davies AM (1994)
 P L Cohen OAM (1995)

L Hailey AM (1996)
 J Hampton (1996)
 C B Nicholas OAM (1997)
 S B Pitt OAM (1998)
 M Cormack (1999)*
 S Leece (1999)
 P March (1999)
 H Oldenhove (1999)
 R Pascoe (1999)
 D Pirie MBE (1999)
 J Slade OAM (1999)
 P Tye AM (1999)
 A Berry OAM (2000)
 D Piper (2000)
 J Quaitte OAM (2000)
 H Scraggs OAM (2001)
 G Reid (2001)
 D Meredith (2002)
 J Mackinnon (2007)
 R Aggiss AM (2008)
 G Browning (2010)
 Barry Dancer (2012)
 Frank Murray (2012)

**Deceased*

Georgie parker and Kellie White on Cottesloe Beach in Perth for a Hockey 9s photoshoot



HALL OF FAME INDUCTEES

Alyson Annan
Australian Debut 1991
New South Wales

Marian Aylmore (nee Bell)
Australian Debut 1974
Western Australia

Robyn Bannerman OAM (Davis, nee Downey)
Australian Debut 1975
New South Wales

David Bell OAM
Australian Debut 1975
Western Australia

Cecil Best
Australian Debut 1932
Queensland

Warren Birmingham
Australian Debut 1984
New South Wales

Sharon Buchanan OAM (Patmore/Reid)
Australian Debut 1980
Western Australia

May Campbell (nee Pearce)
Australian Debut 1934
Western Australia

Connie Charlesworth
Australian Debut 1927
Tasmania

Richard Charlesworth AM
Australian Debut 1972
Western Australia

Paul Dearing
Australian Debut 1963
New South Wales

Ian Dick
Australian Debut 1948
Western Australia

Brian Glencross OAM
Australian Debut 1964
Western Australia

Pamela Glossop
Australian Debut 1975
Queensland

Dianne Gorman OAM (nee Dowd)
Australian Debut 1972
New South Wales

Mavis Gray (nee Beckett)
Australian Debut 1969
Western Australia

Mark Hager
Australian Debut 1985
Queensland

Robert Haigh
Australian Debut 1966
South Australia

Rechelle Hawkes
Australian Debut 1985
Western Australia

Audrey James (nee Jones)
Australian Debut 1946
Victoria

Jim McDowell
Australian Debut 1952
Victoria

Merle Elaine Nish (nee Taylor)
Australian Debut 1928
Victoria

Eric Pearce
Australian Debut 1955
Western Australia

Julian Pearce
Australian Debut 1960
Western Australia

Jackie Pereira OAM
Australian Debut 1986
Western Australia

Desmond Piper
Australian Debut 1960
Victoria

Wendy Pritchard (nee Butcher)
Australian Debut 1965
Western Australia

Ron Riley OAM
Australian Debut 1967
New South Wales

Donald Smart
Australian Debut 1961
Western Australia

Trevor Smith
Australian Debut 1971
South Australia

Evelyn Tazwell
Australian Debut 1925
South Australia

Liane Tooth OAM
Australian Debut 1984
New South Wales

Marjory Rigg (nee Crossen)
Australian Debut 1951
Western Australia

Jim Abel
Australian Debut 1922
New South Wales

Jay Stacy
Australian Debut 1987
Victoria

2012 Hall of Fame inductees (L-R): Jay Stacy, Marjory Crossen, Margaret Ryan (Chair of Hall of Fame Committee) & Jeff McEwen (President Hockey NSW)





www.hockey.org.au