

2011-12 PHOENIX SUNS MEDIA GUIDE



Phoenix Suns 2011-2012 Schedule



DECEMBER 2011						
SUNDAY	MONDAY	TUESDAY	WEDNESDAY	THURSDAY	FRIDAY	SATURDAY
25	26 @NO 7:00 P.M. FSAZ	27	28 PHI 7:00 P.M. FSAZ	29	30 @NO 6:00 P.M. FSAZ/NBA TV	31 @OKC 6:00 P.M. FSAZ

JANUARY 2012						
SUNDAY	MONDAY	TUESDAY	WEDNESDAY	THURSDAY	FRIDAY	SATURDAY
1	2 GS 1:30 P.M. FSAZ	3	4 @DAL 6:30 P.M. FSAZ	5	6 POR 8:30 P.M. FSAZ/ESPN	7
8 MIL 6:00 P.M. FSAZ	9	10 @LAL 8:30 P.M. FSAZ	11	12 CLE 7:00 P.M. FSAZ PLUS	13 NY 7:00 P.M. FSAZ	14
15 @SAN 7:00 P.M. FSAZ/ESPN	16	17 @CHI 6:00 P.M. FSAZ	18 @NY 5:30 P.M. FSAZ	19	20 @BOS 5:30 P.M. FSAZ	21
22	23 @DAL 6:30 P.M. FSAZ	24 TOR 7:00 P.M. FSAZ	25	26	27 @POR 6:00 P.M. FSAZ	28 MEM 7:00 P.M. FSAZ
29	30 DAL 7:00 P.M. FSAZ	31				

FEBRUARY 2012						
SUNDAY	MONDAY	TUESDAY	WEDNESDAY	THURSDAY	FRIDAY	SATURDAY
			1 @NO 6:00 P.M. FSAZ	2	3 @HOU 6:00 P.M. FSAZ	4 CHA 7:00 P.M. FSAZ
5	6 @ATL 5:30 P.M. FSAZ	7 @MIL 6:00 P.M. FSAZ	8	9 HOU 7:00 P.M. FSAZ	10	11 @SAC 6:00 P.M. FSAZ/NBA TV
12	13 @GS 8:30 P.M. FSAZ/NBA TV	14 @DEN 7:00 P.M. FSAZ	15 ATL 7:00 P.M. FSAZ	16	17 @LAL 8:30 P.M. FSAZ/ESPN	18
19 LAL 6:00 P.M. FSAZ	20 WAS 7:00 P.M. FSAZ	21	22 GS 7:00 P.M. FSAZ	23	24 NBA ALL-STAR	25 NBA ALL-STAR
26 NBA ALL-STAR	27	28	29			

MARCH 2012						
SUNDAY	MONDAY	TUESDAY	WEDNESDAY	THURSDAY	FRIDAY	SATURDAY
				1 MIN 7:00 P.M. FSAZ	2 LAC 6:30 P.M. FSAZ/ESPN	3
4 SAC 6:00 P.M. FSAZ	5	6	7 @OKC 6:00 P.M. FSAZ PLUS	8 DAL 8:30 P.M. TNT	9	10 MEM 7:00 P.M. FSAZ
11	12 MIN 7:00 P.M. FSAZ	13	14 UTA 7:30 P.M. FSAZ/ESPN	15 @LAC 7:30 P.M. FSAZ	16 DET 7:00 P.M. FSAZ	17
18 HOU 6:00 P.M. FSAZ	19	20 @MIA 4:30 P.M. FSAZ	21 @ORL 4:00 P.M. FSAZ	22	23 @IND 4:00 P.M. FSAZ	24
25 @CLE 12:00 P.M. FSAZ/NBA TV	26	27 SAN 7:00 P.M. FSAZ	28 @LAC 7:30 P.M. FSAZ/NBA TV	29	30	31

APRIL 2012						
SUNDAY	MONDAY	TUESDAY	WEDNESDAY	THURSDAY	FRIDAY	SATURDAY
1 NO 6:00 P.M. FSAZ	2	3 @SAC 7:00 P.M. FSAZ	4 @UTA 6:00 P.M. FSAZ	5	6 @DEN 6:00 P.M. FSAZ PLUS	7 LAL 7:00 P.M. FSAZ
8	9 @MIN 6:00 P.M. FSAZ/ESPN2	10	11 @MEM 5:00 P.M. FSAZ	12	13 @HOU 5:00 P.M. FSAZ	14 @SAN 6:00 P.M. FSAZ/ESPN
15	16 POR 7:00 P.M. FSAZ	17	18 OKC 7:00 P.M. FSAZ	19 LAC 7:30 P.M. TNT	20	21 DEN 2:30 P.M. FSAZ/ESPN
22	23	24 @UTA 6:00 P.M. FSAZ	25 SAN 7:30 P.M. FSAZ/ESPN	26	27	28
29	30					

H HOME GAMES **A** AWAY GAMES

Table of Contents

MEDIA

- 2Media Information
- 3Media Directory
- 4NBA 2011-12 Key Dates

PERSONNEL

- 6-7Team Directory
- 8Robert Sarver
- 10Jerry Colangelo
- 11Sam Garvin
- 12Brad Casper
- 13Jason Rowley
- 14Lon Babby
- 15Lance Blanks
- 16-18Executive Staff
- 19-23Front Office Staff
- 24The Gorilla/Suns Dancers
- 25-26Suns Broadcasting
- 27-31Basketball Operations Staff

PLAYERS

- 34-64Player Bios
- 65Roster/Pronunciation Guide
- 66-68Ring of Honor

2010-11 IN REVIEW

- 70NBA Standings/Playoff Results
- 71NBA Team Statistics
- 72NBA Award Winners
- 73Suns Final Statistics
- 74-75Suns Game-by-Game Results
- 76-77Key Dates
- 78Suns Miscellaneous Statistics
- 79Games Missed Due to Injury
- 80Team Highs and Lows

RECORDS

- 82-84Suns Individual Records
- 84-86Suns Team Records – Highs
- 86-87Suns Team Records – Lows

RECORDS (continued)

- 88Suns Top Nights
- 89-90Opponents Individual Records
- 91-92Opponents Team Records – Highs
- 93Opponents Team Records – Lows
- 94Opponents Top Nights
- 95-102Phoenix Arena Records
- 103Regular Season Records
- 104Career Regular Season Leaders
- 105-107Year-by-Year Leaders
- 108-111Record Breakdowns
- 112-113Streaks and Extremes
- 114-115Suns Honor Roll
- 116Coaches Records
- 117-118Attendance Records

HISTORY

- 120-121Fantastic Story
- 122-207Year-by-Year Results
- 208-240All-Time Roster
- 241-249Year-by-Year Transactions
- 250-254Draft History

PLAYOFFS

- 256-262All-Time Playoff Results
- 263Suns Career Playoff Leaders
- 264-265Suns Playoff Records
- 266-267Opponent Playoff Records
- 268All-Time Playoff Breakdown

OPPONENTS

- 270NBA Offices
- 271NBA D-League
- 272-329NBA Teams

COMMUNITY RELATIONS/USAC

- 330-331Suns Community Relations
- 332NBA Cares
- 333-334US Airways Center

Executive Editor: Julie Fie

Editor: Vince Kozar

Associate Editors: DC Headley, Sherry Reed, Bret Burchard

Printing by Prisma Graphic

Layout by Page One Productions, Inc.

Photography by Barry Gossage, P.A. Molumby, NBA Photos and file photos

Special thanks to: Bob Sertich, Tyler Sumrok, John Olson, Ashley Moore, Elias Sports Bureau

All NBA and team insignias depicted in this publication are the property of NBA Properties, Inc. and the respective teams, and may not be reproduced for commercial purposes without the prior written consent of NBA Properties, Inc. The information contained in this publication was compiled by the Phoenix Suns and is provided as a courtesy to the press and our fans and may be used only for personal or editorial purposes. Any commercial use of this information is prohibited without the prior written consent of the Phoenix Suns.

Media Information

As the Phoenix Suns welcome the beginning of their 44th NBA season, the 2011-12 campaign is sure to provide many exciting moments. Entering the club's 20th season of basketball action at US Airways Center, the arena remains one of the most accessible in the league. In an effort to continue the Suns tradition of providing the best professional working environment, please note the following guidelines.

Media credentials are issued to working media only. All season and single-game credential holders should enter through the northeast entrance off 3rd Street and Jefferson. Media will call opens two and one-half hours prior to the game. All credentials are non-transferable, and any unauthorized use will subject bearer to ejection from the US Airways Center and confiscation of the pass. **A photo identification will be required to pick up your credential.**

Individual game credentials should be requested through the Suns' Basketball Communications department (phone: (602) 379-7960; fax: (602) 379-7908) a minimum of 36 hours prior to game time or by noon Friday for all Saturday, Sunday and Monday contests. Passes will not be issued on game day. Only requests confirmed via phone or e-mail by the Basketball Communications department will be honored.

Credentials are good for admittance to the arena, media room and both locker rooms. Both the Suns and visiting locker rooms will be open 90 minutes before tip-off until 45 minutes before the game and then again 10 minutes after the game. Coach Gentry's post-game press conference starts approximately 10 minutes after the game. Your cooperation is asked in maintaining a working atmosphere. Absolutely NO autographs allowed during media access periods and NO cell phone use is allowed in the locker room.

Photo credentials will be issued in the same manner as other passes. Weekly papers and magazines on assignment may obtain passes by having the photo editor request a single-game credential. It is club and NBA policy NOT to allow freelance photographers access. ALL photographers must have an armband in order to gain floor access. The armbands can be obtained at the media will call check in.

Several communal telephones will be provided, but if you should need a designated phone for your own use, it should be ordered through Kevin Pires at the US Airways Center (602) 379-2094. The Suns provide wireless service both courtside and in the working press room. A password to access the wireless service should be obtained from our game night staff in the working press room.

Parking is available at the Chase Field parking lot just south of 4th St. and Jackson.


It is our sincere hope that this outline of procedures and guidelines will assist you in your coverage of the National Basketball Association at the US Airways Center. Please call the Basketball Communications department if you need additional assistance.



Julie Fie
Vice President
(602) 379-7916
jfie@suns.com



DC Headley
Manager
(602) 379-7960
dheadley@suns.com



Vince Kozar
Manager
(602) 379-7994
vkozar@suns.com



Bret Burchard
Coordinator
(602) 514-8305
bburchard@suns.com



Sherry Reed
Assistant to VP
(602) 379-7920
sreed@suns.com

Media Directory



Paul Coro
Arizona Republic

NEWSPAPERS

The Arizona Republic

200 E. Van Buren, Phoenix, AZ 85004
(602) 444-8641, FAX (602) 444-8686
Paul Coro (beat)
Dan Bickley, Paola Boivin,
Bob Young (columnists)
Doug Haller (writer)
Mark Faller (sports editor)
Jay Dieffenbach (asst. sports editor)

Arizona Daily Star

4850 S. Park Ave., Tucson, AZ 85719
(520) 573-4145, FAX (520) 573-4149
Patrick Finley (writer)
Greg Hansen (columnist)
Shannon Conner (sports editor)

Casa Grande Dispatch

P.O. Box 15002, Casa Grande, AZ 85230
(520) 836-7461, FAX (520) 836-0343
Ed Petruska (sports editor)

WIRE SERVICES

Associated Press

1850 N. Central Ave., #640, Phoenix, AZ 85004
(602) 258-8934, FAX (602) 254-9573
Bob Baum, John Marshall (writers)

TEAM BROADCASTERS

KTAR 620 AM – Flagship

201 E. Jefferson St., Phoenix, AZ 85004
(602) 379-7900
Al McCoy (play-by-play)
Tim Kempton (color)
Jeff Munn (alternate play-by-play)

FOX Sports Arizona Television

201 E. Jefferson St., Phoenix, AZ 85004
(602) 257-8911
TBA (play-by-play)
Eddie Johnson, Scott Williams (color)
Dan Siekmann (director)
Bob Adlhoeh (producer/director)
David Hughes (producer)
Tom Leander (pregame/halftime host)
Tom Chambers (pregame/halftime co-host)

KSUN 1400 AM (Spanish)

714 N. 3rd St., Phoenix, AZ 85004
(602) 252-0030
Ivan Valenzuela (play-by-play)
Gerardo Romo (color)

RADIO

KTAR 620 AM

5300 N. Central Ave., Phoenix, AZ 85012
(602) 274-6200
Kevin Graham (program director)
Jon Bloom (pre/postgame host)
John Gambadoro, Dave Burns (show hosts)
Doug Franz, Ron Wolfley (show hosts)
Craig Grialou, Kyndra de St. Aubin (reporters)
Rodney Lakin, Ryan Lindsay (producers)

XTRA SPORTS 910 AM

4686 E. Van Buren St., Phoenix, AZ 85008
(602) 374-6000
Smokey Rivers (program director)
Dan Bickley, Mike Jurecki (show hosts)
Mike Bauer (producer)

THE FAN 1060 AM KDUZ

1900 W. Carmen, Tempe, AZ 85283
(480) 838-0400
Bob Kemp (show host)
Dan Manucci, Mike Muraco (show hosts)
Rich Gray, Veronica Padilla (reporters)
Angel Velasquez (producer)

ARIZONA NEWS RADIO NETWORK

14605 N. Airport Dr., Ste. 365
Scottsdale, AZ 85260
(480) 998-2037
George Tanner, Jeff Scott (reporters)

KFYI 550 AM

4686 E. Van Buren St., Phoenix, AZ 85008
(602) 374-6000
Paul Hansen (reporter)

TELEVISION

FOX Sports Arizona

455 N. 3rd St., #290, Phoenix, AZ 85004
(602) 257-9500, FAX (602) 251-8997
Jody Jackson, Mark McClune, Brad Steinke
Todd Walsh (reporters)
Josh Kelman, Tom Elnser (producers)

KNXV-TV (ABC, Ch. 15)

515 N. 44th St., Phoenix, AZ 85008
(602) 273-1500, FAX (602) 685-6363
Craig Fouhy (director/anchor)
Jeff Heisner (weekend anchor)
Cory Williams (producer/reporter)

KPHO-TV (CBS, Ch. 5)

4016 N. Black Canyon, Phoenix, AZ 85017
(602) 650-0775, FAX (602) 650-0761
Jody Isaac (exec. director/producer)
Scott Smith, Joe Pequeno (anchors/reporters)

KPNX-TV (NBC, Ch. 12)

1101 N. Central Ave., Phoenix, AZ 85004
(602) 257-6661, FAX (602) 257-6619
Jill Hanks (executive producer)
Kevin Hunt (anchor)
Bruce Cooper (reporter/anchor)
Brandon Velaski, Kent Lee
(producers/photographers)

KS AZ-TV (FOX, Ch. 10)

511 W. Adams, Phoenix, AZ 85003
(602) 262-5124, FAX (602) 262-0435
Chris Katsaras (executive producer)
Jude LaCava (director/anchor)
Gayle Jansen, Richard Saenz (reporters)
Jeff Lake, Mark Malerich (producers)

KTVK-TV (Ind., Ch. 3)

5555 N. 7th Ave., Phoenix, AZ 85013
(602) 207-3476, FAX (602) 207-3415
Tim Ring (anchor/director)
Tyler Baldwin (reporter)

TELEMUNDO, KTAZ, TV 39

4625 S. 33rd Pl., Phoenix, AZ 85040
(602) 268-2648
Patricia Bates (reporter)

UNIVISION, KTVW, TV 33

6006 S. 30th St., Phoenix, AZ 85042
(602) 232-3500
Felipe Corral (director/reporter)

TUCSON TELEVISION

KGUN-TV (ABC, Ch. 9)

7280 Rosewood St., Tucson, AZ 85710
(520) 722-5486, FAX (520) 733-7062
Dave Silver (director)
Jake Knapp (reporter)

KOLD-TV (CBS, Ch. 13)

7831 N. Business Park Dr., Tucson, AZ 85743
(520) 744-6397, FAX (520) 744-5235
Damien Alameda (director)
Dave Cooney (weekend)

KVOA-TV (NBC, Ch. 4)

209 W. Elm, Tucson, AZ 85743
(520) 624-2477, FAX (520) 884-4644
Ryan Recker (director)



NBA 2011-12 Key Dates

December 22	NBA Preseason ends
December 24	Rosters set for NBA Opening Day (6 p.m. ET)
December 25	Start of the 2011-12 NBA Season
December 25 - January 6	Kia Motors NBA Tip-Off '11
February 6	10-day contracts may now be signed
February 10	All contracts are guaranteed for the remainder of the season
February 24-26	2012 NBA All-Star Game (Orlando)
April 11- 14	Portsmouth Invitational Tournament (Portsmouth, VA)
April 26	Regular Season ends
April 27	Rosters set for 2012 NBA Playoffs, 3 p.m. ET
April 28	2012 NBA Playoffs begin
April 29	NBA Early Entry Eligibility Deadline (11:59 p.m. ET)
May 14-15	Conference Semifinals begin (possible move up to May 12 or 13)
May 28-29	Conference Finals begin (possible move up to May 26 or 27)
May 30	2012 NBA Draft Lottery
June 12	2012 NBA Finals begin (possible move up to June 10)
June 18	NBA Draft Early Entry Entrant Withdrawal Deadline (5:00 p.m. ET)
June 26	Last Possible Date for The Finals
June 28	2012 NBA Draft
July 1-10	2012 Moratorium Period
July 11	NBA Teams May Begin Signing Free Agents
July 27 - August 12	2012 Summer Olympics (London, England)



suns.com



PERSONNEL

Team Directory

OWNERSHIP

Managing Partner: Robert Sarver
 Chairman: Jerry Colangelo
 Vice Chairman: Andrew Kohlberg
 Vice Chairman: Jahm Najafi
 Vice Chairman: Sam Garvin

EXECUTIVE TEAM

President, Business Operations: Brad Casper
 Chief Operating Officer: Jason Rowley
 President, Basketball Operations: Lon Babby
 Executive Vice President, Finance/Administration: Jim Pitman
 Sr. Executive Vice President: Harvey Shank
 Sr. Vice President, Broadcasting: Al McCoy
 Sr. Vice President, Marketing Partnerships & Suite Sales & Services: Lynn Agnello
 Sr. Vice President, Brand & Business Development: Jay Parry
 Sr. Vice President, Communications & Public Affairs: Tanya Wheelless
 General Manager, Sports & Entertainment Services & Sr. Vice President, Ticket Operations: Ralph Marchetta

BASKETBALL OPERATIONS

President, Basketball Operations: Lon Babby
 General Manager: Lance Blanks
 Director, Player Personnel: John Treloar
 Vice President, Player Programs: Mark West
 Director, Basketball Administration: Trevor Bukstein
 Director, Team Security: Charles Bayfield
 Special Assistant: Trennis Jones
 Team Services Coordinator/Player Liaison: Joyce Ponder
 Head Coach: Alvin Gentry
 Assistant Coaches: Bill Cartwright, Igor Kokoskov, Dan Majerle, Elston Turner
 Assistant Coach/Advance Scout: Noel Gillespie
 Player Development Coach: Corey Gaines
 Video Coordinator: Elvis Valcarcel
 Assistant Video Coordinator: Nick U'Ren
 Head Athletic Trainer: Aaron Nelson
 Assistant Athletic Trainer/
 Strength & Conditioning Coach: Mike Elliott
 Assistant Athletic Trainer: Tom Maystadt
 Equipment Manager: Jay Gaspar
 Assistant Equipment Manager: Eric Hallman
 Head Pro Personnel Scout: Bubba Burrage
 Director, International Scouting: Kornel David
 Scout: Amin Elhassan, Andrew Kennedy, John Shumate
 Analytics Director: Dr. Stephen Ilardi
 Analytics Assistant: John Ezekowitz

MEDICAL STAFF

Head Team Physician (Orthopedist): Dr. Tom Carter
 Team Physician (Internal Medicine): Dr. Craig Phelps
 Cardiologist: Dr. Tim Byrne
 Chiropractor: Dr. Monte Hessler
 Dentist: Dr. John Badolato
 Dermatologist: Dr. William Ko
 Ophthalmologist: Dr. Jay Schwartz

Otolaryngology (ENT): Dr. Ryan Rehl
 Podiatrist: Dr. Ryan Golub
 Psychiatrist: Jay McCoy
 Surgeon: Dr. V "Bob" Evani

ADMINISTRATIVE STAFF/EXECUTIVE STAFF

Exec. Asst. to Managing Partner, President, Basketball Operations & General Manager: Jacque Alonzo
 Exec. Asst. to President, Business Operations & Vice Chairman: Gloria Santa Cruz
 Suns Receptionists: Ceola Coaston, Jan Forshee
 Exec. Asst./Office Manager: Gerri Sandy
 Staff Assistant: Donald Dangmuk

BASKETBALL COMMUNICATIONS

Vice President, Basketball Communications: Julie Fie
 Basketball Communications Manager: DC Headley, Vince Kozar
 Basketball Communications Coordinator: Bret Burchard
 Administrative Assistant: Shery Reed

MARKETING PARTNERSHIPS

Vice President, Marketing Partnerships: Matthew Wright
 Vice President, Marketing Partnerships Activation: Scott Horowitz
 Director, Local Sales: Carlissa Henry
 Director, National Sales: Dan Costello
 Account Executive: Todd Merrill, Michael Schockley
 Digital Sales Executive: Mandy Medsker
 Promotions Manager, Activation: Megan Montgomery
 Sr. Director, Activation: Devney Preuss
 Sr. Partnership Activation Specialist: Nicole Taylor
 Partnership Activation Specialist: Amber Accardo, Jorge Aguirre, Jen Clark
 Media Traffic Manager: Benicia Thompson
 Accounting Manager: Sandra Vega
 Director, Creative Design: Angela Woods
 Sr. Graphic Designer: Cheyenne Lopez, Erin Wolfe
 Graphic Designer: Liz Magura, Ashley Moore
 Sr. Director, Suite Sales & Experience: Geoff Budoff
 Suite & Premium Sales Manager, Kevin Stevenson
 Sr. Account Executive, Premium Sales, Laurie Blair
 Suite Rental Sales Manager, Collin Krickl
 Suite Experience Specialist: Melissa Fender, Michael Pettit
 Executive Assistant to the Sr. VP: April Johnson

SALES & GUEST EXPERIENCE

Vice President, Sales: Jeff Ianello
 Director, New Business Development: Nick Forro
 New Business Development Manager: Dave Baldwin
 Account Executive, Season Sales: Graham Greytak, Eva Kohn, Joe McLean, Josh Wein
 Director, Guest Experience: Kyle Hudson
 Account Experience Specialist: Travis Campbell, Chris Clement, Khalif Fortune, Chris Moran, Ian Solomon, Sabrina Wallasch
 Director, Group Sales: Bob Hamer
 Group Sales Manager: Eric Little
 TicketPass & Group Sales Activator: Adam Glovitz
 Sr. Account Executive, Group Sales: Kyle Pottinger, David Segal
 Account Executive, Group Sales: Britni Henderson, Lisa Wilson
 Director, Premium Client Services: Chris Montgomery

PUBLIC RELATIONS

Public Relations Manager: Casey Taggatz
Public Relations Coordinator: Rebecca Clark
Public Relations/Community
Relations Coordinator: Rodney Searce

PHOENIX SUNS CHARITIES

Executive Director: Kathryn Pidgeon
Administrative Assistant: Shelby Burgus

COMMUNITY RELATIONS

Community Relations Manager: Chris Mallory
Community Relations Coordinator: Rachel Martin
Mascot Coordinator: Meredith Painter, Bob Woolf
Program Director, Jr. Suns/Jr. Mercury: Mark Gretter

GAME ENTERTAINMENT

Vice President, Game Entertainment: Kip Helt
Game Entertainment Manager: Shaun Stanhibel
Game Entertainment Coordinator: Steve Friesen
Suns Dancers Manager: Teresa McAuliffe
Director, SunsVision: Rob Hart
SunsVision Editor: Martin Flores
SunsVision Producer: Kevin Bonham, Nick Williams
Gorilla Coordinator: Devin Nelson
Gorilla Assistant: Steve Heck
Music Operator: Shawn Crespin

MARKETING

Sr. Director, Marketing & Promotions: Niki Adams
Arena Marketing Manager: Molly McGee
Marketing & Media Coordinator: Rita Rabbini

SUNS DIGITAL

Vice President, Digital: Jeramie McPeck
Digital Analytics Manager: Dan Hilton
Digital Content Producer: Brad Faye, Stefan Swiat
Digital Creative Specialist: Bill Ramos
Social Media Specialist: Greg Esposito
Photo Archivist: John Olson
Assistant Photo Archivist: Neal Walk

SUNS PRODUCTION

Director, Broadcasting: Dan Siekmann
Producer/Director: Bob Adlthoch
Game Producer: David Hughes
Sr. Producer: Marc Goldberg
Producer: Josh Hall
Sr. Videographer: David Argentine
Sports Editor: Tommy Arguelles
Chief Engineer: Roger Dunn

TELEVISION

Play-by-Play: Tom Leander
Studio Host: Tom Chambers, Kevin Ray
Color Analyst: Eddie Johnson, Scott Williams

RADIO

Arizona Sports 620, Play-by-Play: Al McCoy
Color Analyst: Tim Kempton
KSUN 1400 AM (Spanish), Play-by-Play: Ivan Valenzuela
Color Analyst: Arturo Ochoa

LEGAL

Sr. Paralegal & Contract Manager: Melissa Flores
Legal/Executive Assistant: Rachel Phillips

INFORMATION TECHNOLOGY

Vice President, Information Technology: Bill Bolt
IT Events Coordinator/Network Manager: Michael McDonald
Help Desk Manager/Administrative Support: Michelle Cassata
Systems Manager/Database Support: Paul Scott

FINANCE

Vice President, Finance: Jon Phillips
Director, Financial Planning: Zaheer Benjamin
Director, Payroll Services: Sheila Yammer
Controller: Mary Gilbaugh
Assistant Controller: Bridget Black
Accounting Manager: Debbie Gelvin
Payroll Tax Accountant: Terry Garza
Payroll Accounting Coordinator: Anna Heffron
Payroll Specialist: Eric Siegfried
Staff Accountant: Lisa Leung, Jed Richmond
Accounting Clerk: Megan Casenhiser

US Airways Center

ARENA OPERATIONS

Vice President, Facility Management: Alvan Adams
Director, Engineering: Ed Addison
Assistant Director, Engineering: Jim Mayoral
Sr. Conversion Manager: Anthony Lee
Director, Security: Jon Bloom
Director, Event Operations: Jim Bochenek
Sr. Event Manager: Sarah Schock
Director, Traffic Support Services: Woodie Browder
Assistant Controller & Booking Manager: Nick Vaerewyck
Suite Services Manager: Trent Dutry
Guest Relations Manager: Marlo McKinley
Guest Services Manager: Paul Robb
Event Operations Assistant: TJ North
Mail Room Manager: David Case

TICKET OPERATIONS

Director, Ticket Operations: Connie Rohrman
Suns Ticket Manager: Jeff Marcusson
Season Ticket Account Manager: Esther Aparicio
Ticket Accounting Supervisor: Paulene Tullie
Assistant Ticket Manager: Julieta Serna

HUMAN RESOURCES

Vice President, Human Resources: Peter Wong
Director, Human Resources: Karen Rausch
Employment Manager: Jonathan Tellez
Benefits Manager: Daniella Gonzalez
Administrative Assistant: Patricia Tejada

GAME NIGHT PERSONNEL, ASSISTANTS & STATISTICAL CREW

NBA Photos: Barry Gossage
Official Timer: Fred Ciarico, Dana Smith
24-Second Clock Operator: Mike Orcutt
Scoreboard Operator: Doug King, Rick Showers
Director, Statistical IDS: Ron Amstutz
Statistics Crew: Floyd Agosta, Brian Hill, Jeff Hosterman
Broadcast Statistician: Michael Brenner, Jim Brewer,
Eric Hodgson, Jeff Stanlis
Press Room Host: Marcy Cookman
Official Scorer: Jerry Heck
Game Night Assistants: DJ Drysdale, Sue Laskovsky, Samantha
Lloyd, Michael Marconi, Eddie Ralph, Jessica Von Schell

Other Information

Home Court: US Airways Center (18,422), opened 1992
Address: 201 E. Jefferson Street, Phoenix, AZ 85004
Game Times: 7 p.m., 6 p.m. on Sundays (most games)
Team Colors: Purple, Orange & Black
Ticket Office: (602) 379-7867
Executive Office: (602) 379-7900
Executive Office FAX: (602) 379-7990
Basketball Communications: (602) 379-7920
Basketball Communications FAX: (602) 379-7908
Business Communications: (602) 379-7915
US Airways Center Executive Office: (602) 379-2000
Internet E-Mail Addresses: (first initial, last name@suns.com)

Robert Sarver

Managing Partner



Robert Sarver is not simply the managing partner of Arizona's original sports franchise. The Tucson native and Valley resident is a successful businessman and a committed philanthropist, husband and father with a lifelong passion for basketball, the Suns, the state of Arizona, and—above all—winning.

THE OWNER

As an 8-year-old boy, Robert Sarver attended his first Phoenix Suns basketball game after receiving tickets as a birthday gift from Donald Diamond, one of the franchise's original owners. Thirty-five years later in 2004, Sarver became the majority owner of one of the NBA's model franchises, assembling a group of investors that purchased the Suns, the WNBA's Phoenix Mercury, and the operating rights to US Airways Center.

In seven years under Sarver's leadership, the Suns have enjoyed virtually unparalleled success on the court. Phoenix owns the third-best record in the NBA since the start of the 2004-05 season (372-202, .648). His tenure includes three appearances in the Western Conference Finals and two of the three 60-win seasons in the franchise's 43-year history. With his goal to create sustained success, the Suns' payroll increased in each of Sarver's first five seasons as owner, and ranked in the top 10 in the league in three of those campaigns and three of the last four seasons.

Sarver's passion for winning extends beyond the men's game. His continued commitment to the WNBA in Phoenix has resulted in the Mercury winning two league championships in 2007 and 2009. The Mercury have made four Western Conference Finals appearances in the last five seasons. In 2009, the Mercury partnered with Tempe-based LifeLock and became the first team in NBA or WNBA history to secure a corporate-branded jersey.

Guided by his stated mission, the Suns and Mercury organizations are industry leaders in business innovation and community outreach and involvement.

Sarver is a member of the NBA's Board of Governors, Labor Relations Committee, Advisory Finance Committee, and Audit and Compensation Committee.

THE BUSINESSMAN

Sarver is the Chairman and CEO of Western Alliance Bancorporation, which has \$6.5 billion in assets and does business in Arizona, California, Nevada and Colorado. Western Alliance is the largest financial institution headquartered in Arizona. The company recently moved to the CityScape tower across the street from US Airways Center. More than 200 of the company's 1,000 employees are in Phoenix. Despite tough economic times, the bank has written more than \$1 billion in local business and real estate loans in Arizona over the last three years, and has continued to be one of the most active small business lenders in Arizona. The bank also financed the retail component of CityScape, demonstrating his commitment to the continued renaissance of downtown Phoenix.

Sarver is the co-founder of Southwest Value Partners, a 25-year-old contrarian real estate fund. He has served as a director of SkyWest Airlines since 2000 and Phoenix-based Meritage Corporation since 1996.

After the passing of his father, Jack, and with very little start-up capital, Sarver founded National Bank of Tucson in 1984, becoming the youngest person ever to found a national bank. Robert served as the company's president until its sale in 1994.

THE PHILANTHROPIST

Sarver’s ever-growing philanthropic efforts focus not simply on worthy causes but also giving back to Arizona and its local communities, both through Phoenix Suns Charities and his own personal contributions.

Under Sarver’s leadership, Phoenix Suns Charities has made nearly \$6 million in donations to local non-profits. Most recently, PSC handed out a record \$1.36 million in grants and scholarships to a record 178 non-profit organizations in 2011.

Among his proudest accomplishments, Sarver helped to build the Sarver Heart Center at the University of Arizona in memory of his late father, who was among the first to undergo heart bypass surgery. The center is composed of more than 150 physicians and scientists and aims to prevent and cure cardiovascular diseases through the three pillars of research, education and patient care. Pioneering doctors at the center have spearheaded the development of the SynCardia temporary Total Artificial Heart, an award-winning project that became the world’s first and only total artificial heart to win FDA approval as a bridge to human heart transplant in patients near death from heart failure. The innovation earned SynCardia recognition from the Arizona BioIndustry Association as “Arizona Bioscience Company of the Year” in 2011 for “doing to the most to transform the world during the last 12 months.” Sarver personally funded the initial stages of the project and currently sits on the Board of Trustees for the center.

Doctors and researchers at the center developed a hands-only CPR method called Continuous Chest Compression CPR that doubles a person’s chance of surviving cardiac arrest, and are continuing a program of outreach and education to make use of the method more widespread.

The center recently started a women’s heart health program focused on expanding research and providing statewide awareness programs about women’s heart issues.

The Sarvers were also instrumental in helping to build the Children’s Museum of Phoenix, located in downtown Phoenix. A \$1 million donation from the Penny and Robert Sarver Charitable Foundation aided in the completion of the 70,000-square-foot facility.

Sarver is on the board of directors for the Weil Foundation, established by Dr. Andrew Weil, an internationally recognized leader in integrative medicine.

THE PERSON

The 50-year-old Sarver is a 1979 graduate of Sabino High School in Tucson and a 1982 graduate of the University of Arizona. Sarver earned his bachelor’s degree in business administration, and became a certified public accountant in 1983.

Sarver and wife Penny have three sons, Max, Jake and Zach. On their first date, Robert invited Penny to watch the NCAA Men’s Basketball Tournament at his house. Sarver is a “soccer dad,” who can regularly be found at one of his three boys’ soccer games or coaching his sons in the Jr. Suns league at the YMCA.

ALL-TIME		DURING ROBERT SARVER’S OWNERSHIP (2004-11)	
LAKERS	.620 (63 seasons)	SPURS	401-173 (.699)
SPURS	.604 (35 seasons)	MAVS	398-176 (.693)
CELTICS	.595 (65 seasons)	SUNS	372-202 (.648)
SUNS	.559 (43 seasons)		

Jerry Colangelo

Phoenix Suns
Chairman



Jerry Colangelo arrived in the Valley of the Sun in 1968 to take over the expansion Phoenix Suns NBA franchise as the youngest general manager in professional sports and guided the Suns into one of the most successful organizations in the NBA. He brought Major League Baseball to the Valley in 1998 and was chairman of the 2001 World Champion Arizona Diamondbacks. Colangelo was the key element in facilitating the move of the NHL's Winnipeg Jets to the Valley of the Sun to become the Phoenix Coyotes. Colangelo was also on the founding committee for the WNBA, and the Phoenix Mercury were one of the league's inaugural teams in 1997.

Colangelo's impact on the sports scene in Phoenix and the game of basketball has been so great, he was elected to the Naismith Memorial Basketball Hall of Fame in April 2004. He has been among The Sporting News most powerful people in sports for over the last decade and he was appointed as the first Managing Director of the USA Basketball Men's Senior National Team program in April 2005, a position he remains in leading up to the 2012 Olympics in London. Colangelo assembled the coaches and players of the "Redeem Team," who returned USA Basketball to Olympic glory and claimed the gold medal at the 2008 games in Beijing, and also the 2010 squad that claimed the nation's first World Championship crown in 16 years.

The former Chairman of the NBA's Board of Governors, Colangelo has had a major influence on the growth of the NBA. With the Suns, his roles have included general manager, head coach, president, managing general partner, chief executive officer and now chairman. The 43-year tenure with one franchise is the longest in the NBA and he was inducted into the Suns' Ring of Honor, the club's highest honor, on Nov. 4, 2007. Colangelo spent two seasons with the Chicago Bulls working as marketing director, scout and assistant to the president before moving to the Valley to help start the expansion Suns.

Colangelo's commitment to the Valley transcends sports and he is well-known as one of the city's most active community leaders. In recognition of his efforts in the community, Phoenix mayor Phil Gordon proclaimed March 26, 2004, Jerry Colangelo Day in the city of Phoenix. The Valley of the Sun United Way also bestowed its highest honor, the Spirit of Caring award, to Colangelo on June 30, 2005, for his passion for improving lives in the community.

Colangelo enrolled at the University of Kansas, but transferred after his prospective teammate, Wilt Chamberlain, left the Jayhawks for a pro contract. Colangelo transferred to the University of Illinois, where he earned All-Big Ten honors, captained the Illini as a senior and was later inducted into the Illinois Basketball Hall of Fame. He also played two years of baseball at Illinois.

Born November 20, 1939, Colangelo grew up in the "Hungry Hill" neighborhood of Chicago Heights. Colangelo and his wife, Joan, whom he met on a blind date while at the University of Illinois, have four children: Kathy Holcombe, Kristen Brubaker, Toronto Raptors President and General Manager Bryan Colangelo, and Mandie Adams; nine granddaughters and four grandsons.

Sam Garvin

Vice Chairman



Sam Garvin, who launched his own mail-in rebate and consumer promotions company at age 25, enters his eighth season as vice chairman of the Suns after purchasing interest in the club in June 2004.

The self-made entrepreneur founded Scottsdale-based Continental Promotion Group in 1989 and its business grew to over \$1 billion in annual gross revenues and attracted over 500 blue-chip marketers worldwide. As chairman and chief executive officer from 1989-2005, he managed over 1,200 associates, and organized and executed consumer and trade promotions for Dell, Nestle, Henkel, Costco, BT (British Telecom), HP, Motorola, Disney and Eli Lilly on a global scale.

Garvin, who sold CPG in June 2005, took on additional responsibilities with the Suns shortly thereafter. A Suns fan since 1989, Garvin purchased single-game tickets in the upper bowl when the team played at Veterans Memorial Coliseum and has attended Suns games for the last 19 years. In July 2007, he was appointed an alternate NBA Governor to represent the organization.

Prior to CPG, Garvin served in the Ronald Reagan administration as a staff assistant on the Presidential Commission for the German-American Tri-Centennial. He then went to work for Heinz U.S.A. as a sales merchandiser where he learned the marketing of packaged goods from the ground up. In 1988, he graduated from Thunderbird, one of the top business schools in the country, with a masters of international management specializing in marketing. In 2003, he was awarded a doctor of international law degree, honoris causa, from Thunderbird.

In 1998, Garvin was recognized by the Phoenix Business Journal as one of Arizona's "Top 40 under 40" most influential business leaders. In 1999, he was recognized by then Arizona Governor Jane Hull with the "Governor's Spirit of Success" award. He was twice nominated for Ernst and Young's "Entrepreneur of the Year" award.

An acknowledged philanthropic leader, Garvin is currently on the board of trustees at Thunderbird (which is now known as Thunderbird, the School of Global Management), PCDS (Phoenix Country Day School), Whispering Hope Ranch and Phoenix Suns Charities. In addition to his duties with the Suns, Garvin also serves on several corporate boards including WSP Properties, Expert Negotiator, LLC, and Direct Brands, LLC. He is the founder of Garvin Promotion Group, an international strategic promotion marketing firm headquartered in Scottsdale whose clients include Dial, O'Reilly Auto Parts and PetSmart. He is also active in real estate and private equity investing through Garvin Holdings, LLC.

Born and raised in Pittsburgh, Pa., Garvin completed his Bachelor of Arts degree with a dual major in political science and German studies at the University of Pittsburgh in three years. He resides in Paradise Valley with his wife Rita and three children.

Brad Casper

President of Business Operations



Brad Casper's career as an innovator in the arenas of branding and promotion has led him to on-the-ground business in more than 35 countries with some of the world's largest companies and most-recognized products, and he now brings that marketing expertise to the Suns' front office as the club's president in charge of all business and non-basketball operations. Casper was named to the post, his first in professional sports, on Oct. 10, 2011, with the stated goal to engage, excite, educate and energize Suns fans.

A 25-year veteran of consumer businesses, Casper moved to the Valley in 2005 to serve as President and Chief Executive Officer of The Dial Corporation and lead its integration into German-based Henkel Group as Henkel Consumer Goods, Inc., a \$1.7 billion North American business based in Scottsdale, Ariz. During his tenure, which lasted until fall 2010, Casper oversaw construction of the company's headquarters and research lab in Scottsdale, engineered the acquisition of Right Guard deodorants, and led the development and promotion of successful new products like Dial body washes, Renuzit air fresheners, and Purex Complete 3-in-1 Laundry Sheets.

It was in this position that Casper, a former high school football and basketball player, attended his first Suns game and was recruited to make Henkel a sponsor at a 2005 playoff game against the Mavericks. Struck by the style of play, fan loyalty, and the entertainment value both on and off the court, Henkel became a sponsor and Casper became a fan.

An Ohio native, Casper is a magna cum laude graduate of Virginia Tech University in 1982 with a bachelor's degree in finance whose entrance into the business world came as a financial analyst with General Electric. He left GE in 1985 to join Procter & Gamble in their famous brand management department. Then, in what he considers the big break of his career, Casper transferred internationally with P&G three years later at the age of 28. The position took him and his wife to Kobe, Japan, though the couple never had previously owned passports. As one of the youngest international expats in the firm's history, Casper's performance earned him multiple promotions that took him to Hong Kong and then mainland China where he oversaw the launch of numerous products in the Asian market, including Pantene hair products. He spent 16 years with the company, including nine in Asia, and rose to the position of Vice President and General Manager of Procter & Gamble before being named the President of New Jersey-based Church & Dwight, the manufacturer of Arm & Hammer products. He subsequently joined Dial.

Named by the Phoenix Business Journal as one of the state's "Most Admired CEOs" in both 2008 and 2009, Casper's extensive involvement in civic and business organizations includes the Greater Phoenix Economic Council (GPEC), Greater Phoenix Leadership (GPL), the Global Institute of Sustainability (GIOS) at Arizona State University, and the Scottsdale Unified School District Foundation. He is also a Fellow at the Thunderbird Graduate School of Management and serves on the board of directors of Grand Canyon Education, Inc., which operates Grand Canyon University.

The 51-year-old Casper and wife Kay reside in Paradise Valley and have been married for 28 years. The couple began dating in high school but first met as 10-year-olds at a cotton candy stand. They have three children: 19-year-old Colton, a student at Arizona State, 15-year-old Carly and 14-year-old Brody, students at Chaparral High School.

Jason Rowley

Chief Operating Officer



Jason Rowley begins his first season as the Suns' Chief Operating Officer and his fifth season overall with the organization. In his new role, Rowley oversees arena operations, ticket operations, television production, the team's broadcasters, and Information technology department. He will also oversee the club's interests in joint ventures including the Legends Entertainment District. Rowley, who joined the Suns organization originally as Senior Vice President and General Counsel in 2008, will continue to serve as the chief legal officer for the NBA club as well as the organization's other entities, the Phoenix Mercury and US Airways Center.

Rowley began his legal career in 2011 with the law firm of Snell & Wilmer in Phoenix, and while there he assisted the Suns' current ownership group in their acquisition of the club in 2004. At Snell, his practice included private and public mergers and acquisitions, complex real estate transactions, securities regulation, entity formation, commercial contracts and general business law.

After leaving Snell, Rowley served two years as corporate counsel for Van Tuyl, the nation's largest privately held automotive retailer. While at Van Tuyl, his practice focused on real estate and dealership acquisitions and development, as well as general corporate and contract law.

Rowley earned his bachelor's degree in 1994 from the University of Arizona, where he was president of Phi Gamma Delta (Fiji) fraternity and a member of the U of A Boxing Club. After graduation, Rowley joined the United States Navy, an experience he considers one of the proudest and most formative of his life. He worked as an intelligence analyst with the Commander 3rd Fleet Intelligence Division until his honorable discharge in 1998.

Rowley is involved in a number of civic organizations. He is a Thunderbird, the non-profit group that hosts the Waste Management Phoenix Open, serves on the Board of Directors for Special Olympics Arizona, and serves as General Counsel to Phoenix Suns Charities. He was named the 2011 Phoenix Father of the Year by the Phoenix Father's Day Council.

Rowley and wife Kristi met while working in the sales department for The Daily Wildcat, the University of Arizona's student newspaper. The couple has two daughters, Abigail (5) and Lucille (2), who are avid Suns and Mercury fans with a particular fondness for Steve Nash, Penny Taylor and The Gorilla.

Lon Babby

President of
Basketball Operations



With almost 35 years as a practicing attorney with Washington, DC-based Williams & Connolly, LLP, Lon Babby brings a wealth of experience as an industry leader in sports and contract negotiations to his new role as the Suns' president of basketball operations. Identified as one of "Washington's Top Lawyers" for media and sports law by Washingtonian magazine, one of the "20 Most Influential Agents" in the nation by Sports Business Journal and one of the 100 most powerful in sports by The Sporting News, Babby joined one of the NBA's most storied franchises as only the fourth basketball president in the team's 43-year history in 2010.

Charged with guiding the team through a time of transition in the NBA, in his first season Babby made a series of bold transactions and marquee trades designed to give the franchise flexibility and salary cap room. Among those deals, Babby acquired Marcin Gortat from the Orlando Magic in one of the best midseason acquisitions in recent history. Gortat had a breakout half-season and became one of the Western Conference's best centers.

One of the industry's most successful and well-regarded player agents, Babby brings his unique perspective of having represented players for 16 years to the management side. Babby entered player representation in 1994 when he was retained by current Suns forward Grant Hill. Together the pair devised a new model of player representation based on charging players on an hourly basis, rather than the traditional contract percentage. Babby's principled approach became an alternative that appealed to the elite "good guy" athletes and his stable of clients grew to include some of the NBA's most respected sportsmen, including Boston's Ray Allen, San Antonio's Tim Duncan, Houston's Shane Battier and Hill, a three-time winner of the NBA Sportsmanship Award. Babby also represented marquee Major League Baseball players and WNBA players including Tamika Catchings.

Babby began his career in sports representing first the NFL's Washington Redskins (1977-84) and then MLB's Baltimore Orioles (1979-94). For the Orioles, he was intimately involved in the senior management of the club. He first served as club counsel and then general counsel, overseeing player contract negotiations, advertising and marketing contracts, labor issues and general business matters, including the construction of Oriole Park at Camden Yards. During his tenure, the Redskins appeared in two Super Bowls, winning in 1983, and the Orioles appeared in two World Series, also winning in 1983.

A graduate of Lehigh University and Yale Law School and former editor of Yale Law Journal, Babby has served as an adjunct professor of law at George Washington University Law School. He began his career as a litigator and handled several high-profile cases including the defense of John Hinckley, Jr., who shot President Reagan. He is a member of the Board of Trustees of the Naismith Memorial Basketball Hall of Fame and in 2007 was elected to the Greater Washington, DC Jewish Sports Hall of Fame.

The 60-year-old Babby was born in Brooklyn, N.Y., and grew up in Valley Stream, N.Y. He and wife, Ellen, met at summer camp at age 16 and have been married for 38 years. The couple has a son, Ken (31), who is a senior executive at The Washington Post Company, and a daughter, Heather (27), who is a marketing specialist at Saks Fifth Avenue in New York. Heather is married to Eric Rimsky, an MBA student at Georgetown University. Ken has a 3-year-old son, Josh.

Lance Blanks

General Manager



An experienced and successful talent evaluator, former player and veteran NBA executive Lance Blanks begins his second season as general manager of the Phoenix Suns.

Blanks combines the high basketball IQ of a former player with a 10-year track record in the front offices of two of the league's most successful franchises over the last decade. The 44-year-old Blanks joins the Suns after spending the last five seasons with the Cleveland Cavaliers as vice president of basketball operations and assistant general manager, a tenure during which the Cavs owned an overall record of 272-138 (.663). Cleveland was the 2007 Eastern Conference champion and advanced to the NBA Finals where the Cavs took on Blanks' former team, the San Antonio Spurs.

Prior to joining the Cavaliers in 2005, Blanks spent the previous five seasons with the Spurs, originally joining the club in 2000 as a scout. Blanks was then promoted to the role of director of scouting in September 2002. During his time in the Alamo City, the Spurs won two NBA Championships and drafted Tony Parker and Luis Scola. He also served as the Spurs' television analyst for both the 2003-04 and 2004-05 seasons.

Selected in the first round of the 1990 NBA Draft (26th overall) by the Detroit Pistons, Blanks spent two seasons with the Pistons and one with the Minnesota Timberwolves, appearing in 142 career NBA games. He played one season in the CBA and three in Europe where he led teams in Hungary and Cyprus to league championships. A former Texas "Mr. Basketball" as a high school standout in 1985, Blanks played two collegiate seasons at the University of Virginia before transferring to the University of Texas and leading the Longhorns to the Elite Eight in the 1990 NCAA Tournament. Blanks' 20.0-point collegiate scoring average ranks third-highest in Longhorn history.

Blanks is active in the NBA's Basketball Without Borders program, which has encouraged positive social change in education, health and wellness through basketball since its inception in 2003. He also serves on the steering committee for the Ron Brown Scholar Program, established in 1996 to provide academic scholarships, service opportunities and leadership experiences to young scholars of outstanding promise. It ranks as one of the nation's leading scholarship programs for youth.

Blanks has two daughters, Riley and Bryn. His father, Sid, played eight NFL seasons with Houston, Washington and New England; his cousin, Larvel, played eight seasons of MLB baseball.



Harvey Shank

Senior Executive Vice President

Harvey Shank enters his 41st season with the Suns and seventh as senior executive vice president. He is responsible for selling radio and television advertising packages, along with signage packages in the 18,422-seat US Airways Center.

Shank, who initially started with the Suns as assistant sales and promotions manager prior to the 1971-72 season, has held titles of senior vice president of corporate sales, vice president of marketing and director of marketing with the organization.

A native of Toronto, Canada, Shank is a 1968 graduate of Stanford University with a political science degree. He pitched four years in the California Angels organization.

An avid nature photographer, Shank had one of his pictures featured on the cover of a national publication, Nature Photographer magazine. In addition, he enjoys golf and sports a four-handicap.

Shank was married in 1988 to his wife, Maryse. His son, Jon, played baseball at Stanford. Shank is on the Fellowship of Christian Athlete's board, an advisor on the Fresh Start Men's Board and active in Living Streams Christian Church.



Jim Pitman

Executive Vice President, Finance and Administration

Jim Pitman oversees all accounting, finance, information systems, and insurance aspects of the organization and is in his 13th season as executive vice president of finance and administration. The Suns' NBA finance chief also assists with salary cap and player contract management.

Pitman also oversees all financial aspects of the US Airways Center and Phoenix Mercury (WNBA). Pitman serves as treasurer of Phoenix Suns Charities and is a board member of the US Airways Center Education Foundation and the Valley of the Sun YMCA. He also serves on the Finance Committee for the Valley of the Sun United Way.

Coming to the Suns in 1992 as assistant controller, he moved up to corporate controller and vice president of finance before his most recent promotion. Prior to the Suns, he spent nearly five years in the audit division of the Phoenix office of Arthur Andersen with client responsibility in the professional sports, hospitality, and wholesale distribution industries.

A native of Rio, Ill., Pitman is a 1987 graduate of the University of Illinois where he earned a degree in accountancy.

Pitman and his wife, Linda, live in Phoenix. He has two children, Amy (18) and Kyle (16), and lists basketball, softball and golf as his favorite out-of-office activities.



Lynn Agnello

Senior Vice President, Marketing Partnerships

Lynn Agnello enters her 11th season as the Senior Vice President of Marketing Partnerships for the Phoenix Suns and Phoenix Mercury (WNBA). Agnello is responsible for the business operations of the Marketing Partnerships department, including sales, activation, and creative services for all Suns and Mercury corporate partners. In addition, this year she will also oversee Suite Sales and Services, which manages the inventory of US Airways Center's 69 suites.

Agnello's primary focus is creating integrated and customized marketing opportunities that support the business initiatives of each partner's brand. Since joining the Suns organization in 2001, she has led the franchise to a double-digit increase in sponsor revenue and now collaborates with over 100 sponsors every season across industry categories.

Agnello is proud to be active in her community and currently serves on the Board of Directors for Fresh Start Women's Foundation, the Greater Phoenix Chamber of Commerce and Phoenix Suns Charities.

A graduate from Indiana University with a degree in business and telecommunications, Agnello relocated to Phoenix in 1989. Prior to her current position, she spent several years in the advertising sales and management world as National Sales Manager for various premiere radio stations and cable networks in Phoenix. Her greatest achievement is her son Dominick, who at the age of 12 is studying to be a robotics engineer.



Al McCoy

Senior Vice President, Broadcasting KTAR 620 AM Radio Play-by-Play

Al McCoy has been called the dean of NBA play-by-play announcers and has been “The Voice of the Suns” for 39 memorable years, nearly the length of the franchise’s existence.

McCoy first hit the air during a preseason game on Sept. 27, 1972, and has been synonymous with Suns basketball ever since. From “Shazam” to “Zing Go the Strings” to “Heartbreak Hotel,” McCoy has cultivated an unparalleled style.

McCoy will forever be remembered for his call in the 1976 Suns-Celtics NBA Finals at Boston Garden when he had to fling an inebriated fan off his lap as he was describing “The Shot Heard ‘Round The World” by Garfield Hard that sent the game into the third of three overtimes.

The 2011-12 season will mark his 40th season and he will call play-by-play action on KTAR Radio and the Suns radio network. McCoy’s term with the Suns is the longest consecutive run with one team among current NBA broadcasters. His many contributions to the sport were recognized when he received the 18th Annual Curt Gowdy Media Award from the Naismith Memorial Basketball Hall of Fame during Enshrinement Weekend in September 2007 in Springfield, Mass. The Suns honored him with the Al McCoy Media Center, dedicated in October 2007.

In 2011, Phoenix Magazine named McCoy the best play-by-play announcer in their annual “Best of the Valley” issue for the 13th consecutive year. He’s the only broadcaster to win the award since it debuted in 1999. McCoy was honored with a Silver Circle Award from the Arizona chapter of the National Academy of Television Arts & Sciences and a Lifetime Achievement Award from the House of Broadcasting (a radio and television museum). He also became the first play-by-play announcer to be inducted into the Arizona Broadcasters Association Hall of Fame on Oct. 19, 2004.

McCoy’s broadcasting career began in 1951 at KJFJ Radio in Webster City, Iowa when he was a freshman at Drake University. In 1958, he arrived in Arizona to do play-by-play for the Triple-A Phoenix Giants baseball club. He has also covered Phoenix Roadrunners hockey, Arizona State football and basketball and filled in as a backup for the Arizona Diamondbacks.

A native of Williams, Iowa, a tiny farming community, McCoy was a member of his high school basketball team and was influenced by legendary broadcasters Harry Caray, Bert Wilson and Jack Brickhouse. He received his degree in drama-speech from Drake University and performed graduate work at the University of Iowa. In 1994, McCoy received Drake’s Alumni Achievement Award.

He and wife Georgia, a Valley artist, have three sons: Mike, and twins Jay and Jerry. A culinary critic, he is the club’s expert on gourmet restaurants around the league. McCoy is an accomplished jazz pianist.



Jay Parry

Senior Vice President, Brand and Business Development

Jay Parry begins her second season with the Suns as Senior Vice President of Brand and Business Development. After seven seasons as president and chief operating officer of the WNBA’s Phoenix Mercury, Parry now oversees all day-to-day operations of Suns’ Ticket Sales, Premium Seats, Suns Digital Media, CRM and Database Marketing, Public Relations, Marketing and Community Relations departments. In her first season in this role, Parry effectively integrated marketing and sales strategies to enhance the fan experience and her leadership also resulted in a record-setting year for fan engagement through social media and group ticket sales.

In seven years at the helm of the Mercury, Parry helped lead the organization to two WNBA championships (2007, 2009) and to double-digit business growth in the areas of corporate partnerships and acquiring new fans. Perhaps most notably, Parry was a driving force behind the Mercury’s innovative alliance with Tempe-based LifeLock, an industry leader in identity theft protection, that resulted in the first-ever corporate-branded jersey in WNBA or NBA history. The partnership was originally announced in June 2009 and then expanded to include the club’s practice jerseys in March 2010, blazing the trail for other major league sports teams to sell sponsorships on jerseys.

Prior to joining the Mercury, Parry served as executive vice president of Bank of America’s 10-state central region.

A native of Del Mar, Calif., Parry earned her Bachelor’s Degree in Finance from the University of Colorado in Boulder. She currently serves on the boards of Arizona Women’s Education and Employment (AWEE), Harris Private Bank, Phoenix Thunderbird Charities and Phoenix Suns Charities.



Tanya Wheelless

Senior Vice President, Communications and Public Affairs

Tanya Wheelless brings a decade of experience as a corporate lawyer, organizational spokeswoman and lobbyist to her role as senior vice president of communications and public affairs. Wheelless, who joined the club in 2011, is responsible for developing and integrating external and internal communications regarding the team's business and basketball operations, as well as community and philanthropic initiatives. She also directs the organization's governmental and public affairs.

An Arizona native, Wheelless joined the Suns following six years as president and chief executive officer of the Arizona Bankers Association, a 100-year-old association that represents banks throughout Arizona. The youngest state banking association executive in the country during her tenure, she served as the group's primary lobbyist on both the federal and state levels, as well as its media spokeswoman, commenting in such publications as the *Wall Street Journal*, *Rolling Stone*, *Fortune Magazine*, *The Arizona Republic* and *Phoenix Business Journal*. Wheelless was named by *Arizona Woman Magazine* as one of "20 Women Who Will Change the Way We Live, Work and Play by the Year 2020."

A magna cum laude graduate of the Sandra Day O'Connor College of Law at ASU in 2001, Wheelless practiced in the Phoenix office of Washington, DC-based Steptoe & Johnson, lobbying on behalf of a varied client base that included the Motion Picture Industry of America, the American Insurance Association and American Express.

Wheelless and her husband, Steve, reside in Tempe with their three children, Audrey, Ross and Jake, and dog, Maverick. Among her community involvements, she is currently a court-appointed special advocate for children in foster care.



Julie Fie

Vice President, Basketball Communications

Julie Fie, a senior member of the NBA's public relations community, serves as the club's primary liaison between the media and the team's players and management for all basketball communications. Fie and her staff are responsible for media interviews and requests and the dissemination of information locally, nationally and internationally. This includes news conferences, press releases, game night press accommodations and credentialing, the production of media guides, game notes, and statistics.

A former member of the NBA Public Relations Advisory Board, Fie joined the Suns in 1992. In 2007, she and her staff won the inaugural Professional Basketball Writers Association Media Relations Staff of the Year award, now known as the Brian McIntyre Award. Fie, now in her 20th season with the Suns, was promoted to her current position in July 1998.

Fie has worked with some of the game's biggest stars and personalities, including former NBA MVPs Steve Nash, Shaquille O'Neal, Charles Barkley and Bill Russell (as a coach and general manager).

Originally joining the NBA with the Kansas City Kings as assistant public relations director, Fie was elevated to director the following season and remained with the club as the franchise relocated to Sacramento. She remained there until joining the Suns.

A communications graduate from Iowa State University, Fie spent two years as an undergraduate with the ISU sports information department. She is a native of Jefferson, Iowa.



Jeramie McPeek

Vice President, Digital

Jeramie McPeek enters his 20th season with the Suns and leads the organization's digital, mobile and social media efforts, including five in-house websites, the teams' channels on Facebook and Twitter, as well as the club's print publications.

Under his guidance, Suns.com has twice been named the top team site in the league by *The Sports Business Journal* (2002, 2004) and received the Website of the Year Award from the NBA in 2007. McPeek was also recognized with two Rocky Mountain Emmy Awards in 2008 for his direction of the Suns' interactive platforms.

In addition to his position with the Suns, McPeek is the editor at large for the NBA's official magazine, *HOOP*.

A Phoenix native, McPeek graduated from Arizona State University in 1995 with a degree in journalism. He and his wife, Amy, have two children, Sam and Abby.

Phoenix Suns Front Office Staff

Basketball Staff



Trevor Bukstein
Director, Basketball Administration



Trennis Jones
Special Assistant, Basketball Operations



Corey Gaines
Player Development Coach



Elvis Valcarcel
Video Coordinator



Nick U'Ren
Assistant Video Coordinator



Tom Maystadt
Assistant Athletic Trainer



Jay Gaspar
Equipment Manager



Amin Elhassan
Scout



John Shumate
Scout



Dr. Tom Carter
Head Team Physician (Orthopedist)



Dr. Craig Phelps
Team Physician (Internal Medicine)



Jacque Alonzo
Exec. Asst. to Managing Partner, President, Basketball Operations & GM

Medical Staff

Administrative/Executive Staff



Gloria Santa Cruz
Exec. Asst. to President, Business Operations & Vice Chairman



Ceola Coaston
Suns Receptionist



Jan Forshee
Suns Receptionist



Donald Dangmuk
Staff Assistant



DC Headley
Basketball Communications Manager



Vince Kozar
Basketball Communications Manager

Basketball Communications



Bret Burchard
Basketball Communications Coordinator



Sherry Reed
Account Executive Assistant



Matthew Wright
Vice President, Marketing Partnerships



Scott Horowitz
Vice President, Marketing Partnerships Activation



Carlissa Henry
Director, Local Sales



Dan Costello
Director, National Sales

Marketing Partnerships



Todd Merrill
Account Executive Marketing Partnerships



Michael Shockley
Account Executive Marketing Partnerships



Mandy Medsker
Digital Sales Executive Marketing Partnerships



Megan Montgomery
Promotions Manager, Activation



Devney Preuss
Sr. Director, Activation



Nicole Taylor
Sr. Partnership Activation Specialist



Phoenix Suns Front Office Staff



Amber Accardo
Partnership Activation
Specialist



Jorge Aguirre
Partnership Activation
Specialist



Jen Clark
Partnership Activation
Specialist



Benicia Thompson
Media Traffic Manager
Marketing Partnerships



Sandra Vega
Accounting Manager
Marketing Partnerships



Angela Woods
Director, Creative
Design



Cheyenne Lopez
Sr. Graphic Designer



Erin Wolfe
Sr. Graphic Designer



Liz Magura
Graphic Designer



Ashley Moore
Graphic Designer



Geoff Budoff
Sr. Director, Suite Sales
& Experience



Kevin Stevenson
Suite & Premium
Sales Manager



Laurie Blair
Sr. Account Executive,
Premium Sales



Melissa Fender
Suite Experience
Specialist



Michael Pettit
Suite Experience
Specialist



April Johnson
Assistant to the Sr. V.P.
Marketing Partnerships



Jeff Ianello
Vice President,
Sales



Nick Forro
Director, New Business
Development



Dave Baldwin
New Business
Development Manager



Eva Kohn
Account Executive,
Season Sales



Joe McLean
Account Executive,
Season Sales



Josh Wein
Account Executive,
Season Sales



Kyle Hudson
Director,
Guest Experience



Khalif Fortune
Account Executive,
Specialist



Ian Solomon
Account Experience
Specialist



Sabrina Wallasch
Account Experience
Specialist



Bob Hamer
Director,
Group Sales



Eric Little
Group Sales Manager



Adam Glovitz
TicketPASS and
Group Sales Activator



Kyle Pottinger
Sr. Account Executive,
Group Sales

Phoenix Suns Front Office Staff



David Segal
Sr. Account Executive,
Group Sales



Britni Henderson
Account Executive,
Group Sales



Lisa Wilson
Account Executive,
Group Sales



Chris Montgomery
Director, Premium
Client Services



Casey Taggatz
Public Relations
Manager



Rebecca Clark
Public Relations
Coordinator



Rodney Searce
Public Relations/
Community Relations
Coordinator

Phoenix Suns Charities



Kathryn Pidgeon
Executive Director



Shelby Burgess
Administrative
Assistant

Community Relations



Chris Mallory
Community Relations
Manager



Rachel Martin
Community Relations
Coordinator



Meredith Painter
Mascot Coordinator



Bob Woolf
Mascot Coordinator



Mark Gretter
Program Director,
Jr. Suns/Jr. Mercury

Game Entertainment



Kip Helt
Vice President,
Game Entertainment



Shaun Stanhbel
Game Entertainment
Manager



Steve Friesen
Game Entertainment
Coordinator



Rob Hart
Director, Suns/Vision



Martin Flores
Suns/Vision Editor



Kevin Bonham
Suns/Vision Producer



Nick Williams
Suns/Vision Producer



Devin Nelson
Gorilla Coordinator

Marketing



Niki Adams
Senior Director,
Marketing & Promotions



Molly McGee
Arena Marketing
Manager



Rita Rabbini
Marketing and Media
Coordinator

Suns Digital



Dan Hilton
Digital Analytics
Manager



Brad Faye
Digital Content
Coordinator



Stefan Swiat
Digital Content
Coordinator



Bill Ramos
Digital Creative
Specialist



Greg Esposito
Social Media Specialist



Phoenix Suns Front Office Staff

Personnel



John Olson
Photo Archivist



Suns Productions

Dan Siekmann
Director, Broadcasting



Bob Adlhoch
Producer/Director



David Hughes
Game Producer



Marc Goldberg
Senior Producer



Josh Hall
Producer



David Grapentine
Senior Videographer



Tommy Arguelles
Sports Editor



Legal

Melissa Flores
Sr. Paralegal
& Contract Manager



Information Technology

Rachel Phillips
Legal/Executive
Assistant



Bill Bolt
Vice President,
Information Technology



Michael McDonald
IT Events Coordinator/
Network Manager



Michelle Cassata
Help Desk Manager/
Administrative Support



Paul Scott
Systems Manager/
Database Support



Finance

Jon Phillips
Vice President, Finance



Zaheer Benjamin
Director, Financial
Planning



Sheila Yammer
Director,
Payroll Services



Mary Gilbaugh
Controller



Bridget Black
Assistant Controller



Debbie Gelvin
Accounting Manager



Terry Garza
Payroll Tax Accountant



Anna Heffron
Vice President,
Payroll Accounting
Coordinator



Eric Siegfried
Payroll Specialist



Lisa Leung
Staff Accountant



Jed Richmond
Staff Accountant



Megan Casenhiser
Accounting Clerk



Arena Operations

Ralph Marchetta
General Manager, Sports &
Entertainment Services
& Sr. VP, Ticket Operations



Alvan Adams
Vice President,
Facility Management



Ed Addison
Director, Engineering



Jim Mayoral
Assistant Director,
Engineering

Phoenix Suns Front Office Staff



Anthony Lee
Sr. Conversion Manager



Jon Bloom
Director, Security



Jim Bochenek
Director,
Event Operations



Sarah Schock
Sr. Event Manager



Woodie Browder
Director, Traffic
Support Services



Trent Dutry
Suite Services Manager



Marlo McKinley
Guest Relations
Manager



Paul Robb
Guest Services Manager



TJ North
Event Operations
Assistant



David Case
Mail Room Manager



Ticket Operations

Connie Rohrman
Director
Ticket Operations



Jeff Marcussen
Suns Ticket Manager



Esther Aparicio
Season Ticket
Account Manager



Paulene Tullie
Ticket Accounting
Supervisor



Julieta Serna
Assistant Ticket
Manager



Human Resources

Peter Wong
Vice President
Human Resources



Karen Rausch
Director,
Human Resources



Jonathan Tellez
Employment Manager



Daniella Gonzalez
Benefits Manager



Patricia Tejada
Administrative
Assistant



NBA Photos

Barry Gossage
Team Photographer



The Gorilla

Position: C. G. O. (Chief Gorilla Officer)
Height: 5' Ape"
Weight: 350 (All muscle)
Years Pro: 31 (Gorilla years – 64)
High School: Hairy Truman (Mon-Key West, FL)
College: Fur-man University '80
Acquired: Signed as a flea agent in 1980



The Gorilla has started his own Gorilla Kids Club! Go to sunsgorilla.com and sign up. You can also follow the Gorilla on Twitter @PhxSunsGorilla – he Tweets almost every day! This year, just like the past 31 years, the Gorilla hopes to take your breath away with his hilarious antics, dangerous stunts, and high-flying dunks. Get on your feet and get loud!

Affectionately nicknamed "Go" and towering at a whopping five-foot "ape," the Gorilla is the Phoenix Suns' favorite primate. Most notably, fans are familiar with the Gorilla for his notorious slam dunks and crowd-loved antics.

From his early days in the Banana Republic to his education at Fur-man University, the Gorilla has always had a passion for basketball. Before his debut with the Phoenix Suns, the Gorilla delivered singing telegrams. However, in 1980, the Gorilla's fate changed when he stepped onto the court during a game and surprised unsuspecting players and fans. His antics became an instant hit and the Gorilla has been a member of the Phoenix Suns ever since.

Last year, Go made over 350 appearances throughout the community. Our furry friend visited schools, hospitals, supported numerous charities, visited local business, made cameos in many commercials, and many more various events throughout the city. The Gorilla traveled to Mexico, Canada, California, Texas, and numerous cities across the state of Arizona. There is no doubt this year will be even better.

Suns Dancers



SUNS DANCERS



Suns Broadcasting


Eddie Johnson, FOX Sports Arizona Color Analyst

A familiar face and voice returns as Eddie Johnson enters his 12th season as a color analyst for the team's television broadcasts. He will share color analyst duties with Scott Williams.

A 17-year NBA veteran, Johnson served as the color analyst on the Phoenix Mercury television broadcasts for the first two seasons of the team in 1997 and 1998. He also provided analysis for ESPN Radio during the WNBA playoffs, including the Mercury's run to the WNBA Finals in 1998.

Johnson was a guest analyst for NBA Showtime on NBC during the 2000 NBA Playoffs after serving as color analyst for Arizona State men's basketball broadcasts on Fox Sports Net during the 1999-00 season.

Johnson has the distinction of being the NBA's all-time leading scorer among players with no All-Star appearances with 19,202 points, an average of 16.0 points per game. One of the NBA's best pure jump shooters, "E.J." shot .472 from the field and .840 from the foul line while playing for Kansas City/Sacramento, Phoenix, Seattle, Charlotte, Indiana, Denver and Houston.

Originally a second-round pick (No. 29) by the Kansas City Kings in 1981, Johnson spent six years in the Kings organization before he was traded to Phoenix on June 21, 1987, for Ed Pinckney and a second-round pick. The University of Illinois graduate played three-plus seasons for the Suns from 1987-90. In the 1988-89 campaign he helped Phoenix improve to a 55-27 record from 28-54 the previous season and was named the NBA's Sixth Man of the Year.

The Chicago native has maintained a Phoenix residence since his Suns playing days and is the President of JJJ Sports, which conducts basketball clinics and produces instructional videos (www.jumpshotclub.com). He is also the President and co-founder of Teamfone.com (www.teamfone.com) a communications company that caters to groups and organizations. He and his wife, Joy, have a son, Justin (22), and daughter, Jade (19).


Tim Kempton, KTAR 620 AM Radio Color Analyst

Tim Kempton, a former role player on the 1992-93 Suns team that won a franchise-record 62 games and advanced to the 1993 NBA Finals, will provide color analysis for KTAR Radio for the ninth year in a row alongside play-by-play announcer Al McCoy.

The University of Notre Dame graduate was selected in the sixth round of the 1986 NBA Draft by the L.A. Clippers and averaged 4.5 points and 2.8 rebounds in 280 career games in eight seasons with the Clippers, Charlotte Hornets, Denver, Phoenix, Cleveland, Atlanta, San Antonio and Toronto.

Kempton, who played his last season in the NBA in 1997-98, was previously part owner of the Phoenix Eclipse from the ABA in 2001-02 and served as color analyst covering the Phoenix Mercury and Arizona State University's men's basketball. Active in local youth sports, Kempton serves as a coach for Arcadia Ratpack baseball, Arizona Premiere Basketball Academy and Monsoon basketball.

He and wife, Suzanne, have three sons and one daughter: Timothy (16), Michael (14), Matthew (13) and Catherine (10).



Suns Broadcasting



Tom Leander, FOX Sports Arizona Play-by-Play

Once a ballboy for the Phoenix Suns (1976-78), Tom Leander has been a fixture on the local sports broadcasting scene for over a decade. After moving from the studio to the broadcast booth in 2003, Leander begins his ninth season as a Suns' play-by-play broadcaster. Leander, who spent the last eight seasons as the club's voice on all My45 telecasts, will broadcast all 66 Suns games on FOX Sports Arizona in 2011-12.

Beginning in 1993, Leander served as studio host/producer of the Suns Gametime and Suns Halftime Shows for KUTP 45. From 2000-03, he held the same responsibilities for the Suns pre-game, halftime and post-game shows on Cox 9. He also hosted the franchise's weekly magazine show, Suns Jam Session, on KUTP 45 for one season (2002-03).

In addition to his studio work, Leander has television play-by-play experience that includes nine seasons with the Arena Football League's Arizona Rattlers, 10 seasons with the WNBA's Phoenix Mercury, two seasons with the Continental Indoor Soccer League's Arizona Sandsharks and six seasons of backup duties for Suns games on Cox 9. In 2009, he added play-by-play duties on FOX Sports Arizona for Arizona State University football to his resume, a role in which he continues to serve.

Leander began his broadcasting career at his alma mater, Loyola Marymount University in Los Angeles, where he did three seasons of radio play-by-play for the school's men's basketball team. Leander's broadcast experience also includes stints as a sportscaster for KMST-TV in Monterey, Calif. (1986-88) and KOLD-TV in Tucson (1988-91) as well as KTSP-TV and KNXV-TV of Phoenix.

A graduate of Brophy College Preparatory in Phoenix, Leander and his wife, Sandy, have three children: Lauren, Keaton and Bryson.



Scott Williams, My 45 and FOX Sports Arizona Color Analyst

Former Suns center Scott Williams returns for his fourth season as a television color analyst after joining the broadcast team originally in 2008.

Williams came to the Suns from FSN Wisconsin, where he filled an array of roles on Milwaukee Bucks' broadcasts, including pre- and postgame host, sideline reporter and color analyst.

A three-time NBA Champion with the Chicago Bulls (1991, '92, '93) and a member of the Bulls team that defeated the Suns in the 1993 NBA Finals, Williams began his broadcasting career with the Cleveland Cavaliers and FSN Ohio after retiring from the NBA in 2004-05. The 6-10 former center spent two campaigns with the Cavs as a color analyst, broadcasting more than 40 regular and postseason games each season.

A veteran of 15 seasons as an NBA player, Williams played for seven teams, including the Suns from 2002-04. The former University of North Carolina Tar Heel appeared in 746 career games with the Bulls, Philadelphia 76ers, Bucks, Denver Nuggets, Suns, Dallas Mavericks and Cavaliers, and 94 career playoff games in eight postseason appearances. Interestingly, Williams is one of just eight players in NBA history to win an NBA title in each of his first three seasons in the league. Additionally, he owns the distinction of being one of just two players (Larry Hughes) to play alongside both Michael Jordan and LeBron James.

Williams is involved with Athletes Against Drugs, the Boys & Girls Club of America, the YMCA, the United Way, Domestic Violence Center and local children's hospitals.

Williams majored in Radio, Television and Motion Pictures at UNC. The 43-year-old Williams and his wife, Lisa, have two children, Benjamin and Ava.



Arturo Ochoa, KSUN 1400 AM Spanish Radio Color Analyst

Arturo Ochoa, a native of Cananea, Sonora, Mexico will provide color analysis for all 41 Suns home games for the eighth consecutive season, and his ninth overall, on Spanish Radio KSUN 1400 AM.

The Northern Interamericana University graduate made his broadcasting debut for KSUN radio covering the Phoenix Suns in 2000-01. He was also part of KSUN's Arizona Diamondbacks Spanish radio broadcasts from 2006-08.

Ochoa makes his home in Phoenix.



Ivan Valenzuela, KSUN 1400 AM Spanish Radio Play-by-Play

Ivan Valenzuela, a resident of Goodyear, Ariz., joined the Suns' broadcast team in 2010 and will provide play-by-play for all 41 Suns home games on Spanish Radio KSUN 1400 AM.

A graduate of Phoenix College, Valenzuela has been on the local broadcast scene since 2000, as both a producer and on-air talent with Entravision, Univision and KPHE/TV44. Currently, he is a sports anchor and producer of "Punto Deportivo" on TV44, a position he has held since 2007.

Valenzuela is a graduate of Carl Hayden High School in Phoenix.

Alvin Gentry

Head Coach



A coaching veteran of more than 30 years in the professional and collegiate ranks, Alvin Gentry was named the 14th head coach in Suns history on May 9, 2009, after originally being elevated to the role of interim head coach on Feb. 16, 2009. In just 195 games under his leadership, Gentry's Suns have compiled a 112-83 (.574) record, giving him the sixth-highest win percentage among coaches in franchise history.

Suns basketball under Gentry has been a winning brand that has featured two signature qualities: a high-scoring style of basketball that has made the team the league's most exciting to watch and a dominant homecourt advantage.

In his first full season as the Suns' head man in 2009-10, Gentry was a two-time NBA Western Conference Coach of the Month winner for November 2009 and March 2010. He guided the team to 54 wins, his career-high as a coach, and earned his second career playoff berth as a head coach, first since 1998-99 as leader of the Detroit Pistons. Gentry coached the Suns to 10 postseason victories in 2010, tied for the second-most in a single postseason in franchise history, and became just the fifth coach in franchise history to lead his team to a Western Conference Finals berth in his first full season.

Five times in seven seasons that Gentry has been with the organization, and two of three seasons during his head-coaching tenure, the Suns have led the NBA in scoring. During his tenure as head coach, Phoenix has averaged 109.2 points.

Since taking over with 31 games remaining in 2008-09, Gentry has won nearly 70 percent of the club's home games, compiling a 69-30 (.697) mark that includes an impressive .714 win percentage against the ultra-competitive Western Conference (45-18).

Named the club's interim head coach after the 2009 All-Star break, Gentry's 31-game tenure with the Suns in 2008-09 saw him lead the club to a 46-36 (.561) finish, the second-most victories for a non-playoff team in the 25-year history of the NBA's 16-team playoff format, as he compiled the highest winning percentage of any interim coach in the NBA (.561). He returned the Suns to the franchise's high-scoring roots as Phoenix averaged an astounding 117.7 points following his promotion and raised its overall scoring average five full points to 109.4 for the season, best in the NBA. The Suns opened Gentry's tenure with a bang: a 40-point victory, the largest following a coaching change in NBA history, and three-straight 140-point efforts, the first time the NBA had seen such prolific scoring in three consecutive games in nearly two decades.

Originally hired by the Suns as an assistant coach on June 1, 2004, Gentry served in that position for four-plus seasons before earning the midseason promotion in 2008-09. In 21 seasons in the NBA, Gentry has worked alongside some of the game's most respected coaches, including Larry Brown, Kevin Loughery, Doug Collins and Mike D'Antoni, who have combined for more than 2,000 NBA victories.

Gentry is at the helm of his fourth NBA team after stints with the Los Angeles Clippers (2000-03), Detroit Pistons (1997-2000) and Miami Heat (1995). Gentry took over for Collins in Detroit on Feb. 2, 1998, and the next season his 1998-99 squad earned a playoff berth. In 2001-02, his second season with the Clippers, he guided Los Angeles to an improbable 39-43 (.476) record, the team's highest win total in nearly 10 seasons, a season after leading the club to a 16-win improvement in 2000-01, his rookie campaign with the club.

Gentry received his first head coaching opportunity with the Miami Heat, taking over for Loughery on Feb. 14, 1995, after serving as an assistant with the Heat from 1991-95. Miami compiled a 15-21 (.417) record under his guidance.

The 56-year-old Gentry, who assisted the USA Basketball Men's Senior National Team in training camp as they prepared for the 2006 FIBA Men's World Championships in Japan, made his entrance into the NBA as an assistant to Brown with the San Antonio Spurs in 1988-89. That came the season after serving under Brown with the 1988 NCAA Champion Kansas Jayhawks men's basketball team. Gentry subsequently moved to the Clippers for one season as an assistant under Mike Schuler.

He played point guard at Appalachian State for coaching legends Press Maravich, the father of "Pistol Pete," and former Georgia Tech Head Coach Bobby Cremins. Gentry graduated from Appalachian State with a degree in management in 1977.

After graduation, his cousin, former NBA All-Star David "Skywalker" Thompson, got him a tryout with the Denver Nuggets and although he didn't make the cut, he made an impression on Brown, who later hired him.

Gentry began his coaching career as a graduate assistant at the University of Colorado during the 1977-78 season. After one year working in private business, he returned to the bench when he received his first full-time collegiate assistant coaching job at Baylor in 1980. Gentry then returned to Colorado as an assistant coach from 1981-85 before joining Brown at Kansas.

Gentry and his wife, Suzanne, have two children, Ryan Marcus and Matthew Jackson. He also has one daughter, Alexis.

Coaching Staff



Elston Turner

Assistant Coach

Elston Turner joins the Suns for his first season in 2011-12 with 14 years experience as an NBA assistant coach with the Houston Rockets (2007-11), Sacramento Kings (2000-06) and Portland Trail Blazers (1996-00). No stranger to coaching defense on an offensive-minded club, the 52-year-old Turner has been tabbed by Alvin Gentry to serve as the club's primary defensive coach after spending the last six seasons as the lead assistant under noted offensive coach Rick Adelman, the last four of which came with the Rockets. While working under Adelman, Turner was a part of two Western Conference All-Star coaching staffs (2001, 2003).

During Turner's tenure with Houston, the Rockets surrendered an average opponent field goal mark of 45.5 percent overall (12,345-27,118), well below the league average. During Turner's first two seasons in Houston, when the Rockets had a healthy Yao Ming, the club surrendered just 43.8 percent shooting to opponents (5,843-13,329) and were ranked in the top-five in the NBA both seasons. Turner's 2007-08 Rockets owned the second-best mark in the league overall (.433). A native of Knoxville, Tenn., Turner will be charged with aiding in the improvement of a Phoenix defense that ranked 11th in the NBA in defensive field goal percentage in 2009-10 (.452) but fell to 25th in the league in 2010-11 (.472).

Turner's career coaching responsibilities have included handling the team's game plan, individual skill work with players, advance scouting, and serving as head coach of the Rocket's Summer League squad. He joined the Kings' staff after spending four years in a similar capacity with the Portland Trail Blazers. His coaching career began in the CBA as an assistant coach for the Quad City Thunder and as a player/coach with the Chicago Rockers.

The 6-foot-5 Turner played eight NBA seasons with the Dallas Mavericks (1981-84), Denver Nuggets (1984-86, 1988-89) and Chicago Bulls (1986-88), developing a reputation as a tenacious defender. Turner averaged 4.7 points, 2.7 rebounds and 1.8 assists in 505 career NBA games. He also played parts of five seasons in the CBA and three years in Europe following his NBA career.

The Mavericks' 43rd overall selection (second round) of the 1981 NBA Draft, Turner entered the NBA after a stellar senior season at Ole Miss in which he led the school to its first NCAA Tournament appearance in 1980-81. The university honored Turner's many collegiate accomplishments in 2000 when he was inducted into the Ole Miss M-Club Athletic Hall of Fame.

Turner and his wife, Louise, have two children: son, Elston, Jr., and daughter, Taylor. Elston, Jr., sat out the 2010-11 NCAA season after transferring to Texas A&M from the University of Washington and will resume play this fall.



Bill Cartwright

Assistant Coach

A five-time NBA Champion as a player and coach, Bill Cartwright enters his fourth season on the Suns' coaching staff. Cartwright's wealth of knowledge and experience stems from 16 seasons in the NBA as a player, 12 as an assistant and parts of three seasons as head coach of the Chicago Bulls (151 games).

Cartwright, 53, served five seasons as an assistant in the Bulls organization under Phil Jackson (1996-98) and Tim Floyd (1998-2001). Under Jackson, Cartwright was on the staff of both the 1997 and 1998 NBA Champion clubs. While with Floyd, the former 7-1 center was responsible for the development of power forwards and centers, including 2000 NBA Rookie of the Year Elton Brand. Cartwright served as an assistant coach with the New Jersey Nets for four seasons before joining the Suns in 2008.

Destined to be a coach, Cartwright was nicknamed "Teach" while playing because of his ability to pass on his knowledge of the game and its players to teammates. In 16 years as an NBA big man, Cartwright was tutored by some of the game's best coaches, including Red Holzman, Hubie Brown, Doug Collins, George Karl and Jackson. He finished his playing days with regular season career averages of 13.2 points and 6.3 rebounds in 963 games and postseason averages of 8.9 points and 5.4 rebounds in 124 playoff games.

Originally selected by the New York Knicks with the third overall pick of the 1979 NBA Draft, Cartwright spent his first nine seasons in the Big Apple before a June 27, 1988, trade sent him to Chicago and helped propel the Bulls to their first three NBA Championships. Cartwright was an NBA All-Star in 1980 and a member of the All-Rookie Team in 1979.

In four seasons as a standout athlete at the University of San Francisco, Cartwright graduated as the Dons all-time leading scorer, averaging 19.1 points and 10.2 rebounds. A three-time All-American and three-time West Coast Conference Player of the Year, he was recently named one of the WCC's 50 Greatest Student-Athletes of All-Time. In 1994, he earned a master's degree in organizational development and human resources from his alma mater.

He is active with Chicago's Allendale Association, a non-profit organization that houses and educates children who have been victims of abuse or have special needs, and also the Boys and Girls Club of Waukegan (Illinois).

A native of Sacramento, Calif., Bill and his wife, Sheri, have four children: Justin, Jason, James and Kristin, and two grandchildren, Gavin and Trey.

**Dan Majerle****Assistant Coach**

Suns legend and Ring of Honor inductee Dan Majerle begins his fourth season in the NBA's coaching ranks after being named an assistant on June 20, 2008. Majerle served as the head coach of the Suns' Las Vegas Summer League squads in 2008, 2009 and 2010.

Originally selected with the 14th overall pick by the Suns in the 1988 NBA Draft, Majerle made seven playoff appearances as a player with Phoenix (1988-95). Majerle quickly became a permanent fan favorite while playing eight seasons in Phoenix (1988-95, 2001-02). The 6-6 swingman, who was a member of the Suns' 1993 Western Conference Championship squad, played one season in Cleveland and five in Miami under Hall of Fame Coach Pat Riley following his departure from Phoenix via trade on Oct. 7, 1995. The 46-year-old concluded his career as a Sun following the 2001-02 season in Phoenix where he sank his then-franchise-record 800th and final career three-pointer with 25.3 seconds remaining in the season finale on April 17, 2002, versus Dallas. Suns guard Steve Nash surpassed that mark in 2009-10.

"Thunder Dan" was inducted into the Suns Ring of Honor, the team's highest honor, on March 9, 2003. At the ceremony, Suns Chairman Jerry Colangelo announced the creation of the Dan Majerle Hustle Award, explaining, "When you think of Dan Majerle, you think of a guy who gave maximum effort in every game, every practice...in everything he did. It is this work ethic that inspired the creation of the award." It is given annually to a Suns player exemplifying those attributes and was won most recently in 2011 by Grant Hill.

Majerle was a three-time All-Star (1992, 1993, 1995) who became the first reserve in NBA history to be voted an All-Star starter in 1995 when the game was held in Phoenix. The 14-year NBA veteran ranks 18th in NBA history with 1,360 three-pointers made and holds the NBA Finals record with 17 three-pointers made in a series against Chicago in 1993.

Before joining the Suns' coaching staff, Majerle spent the previous four seasons as an analyst on Suns' television broadcasts. He made his broadcast debut working for TNT during the 2003 NBA Playoffs and has also worked for ESPN and ABC.

The Traverse City, Mich., native has four children: Madison, McKenzie, Mia and Max.

**Igor Kokoskov****Assistant Coach**

Igor Kokoskov (kuh-KOS-kov) enters his fourth season as a member of the Suns' coaching staff and his 12th season overall as an NBA assistant. He spent the previous five seasons with the Detroit Pistons, reaching the conference finals in each campaign, earning two NBA Finals appearances and the 2004 NBA title.

Prior to joining the Pistons, Kokoskov served as an assistant with the Los Angeles Clippers from 2000-03 under then-head coach Alvin Gentry, becoming the first full-time, non-American assistant coach in NBA history. Kokoskov later became the first non-American assistant to win an NBA championship and also the first to serve on an NBA All-Star Game coaching staff. He owns the distinction of being the first European coach to hold a full-time position with an NCAA Division I-A school when he served as an assistant at the University of Missouri during the 1999-00 season with current Milwaukee Bucks General Manager John Hammond.

The native of Belgrade, Serbia, owns extensive international experience as a head coach and assistant coach. He was an assistant with the Serbian national team at the 2004 Athens Olympics and 2005 European Championships under renowned European coach Zeljko Obradovic. Kokoskov has enjoyed four successful summers (2008-11) as the national team head coach for the Republic of Georgia with the team advancing to deeper in FIBA play every year. In 2011, his team advanced to the second round of the 2011 European Championships and was among the final 12 teams. For his accomplishments with and leadership of the national program, Kokoskov was awarded the Order of Honour by the President of Georgia, Mikheil Saakashvili.

Kokoskov, who was an assistant for the Suns' 2008 and 2009 Las Vegas Summer League squads, has participated in the NBA's Basketball Without Borders program and administered other clinics throughout Africa and Europe. Prior to his move to the United States, the 39-year-old instructed the former Yugoslavia's top amateur and professional players for eight years, including a stint as an assistant coach for the nation's junior national team.

He and wife Patricia were married in the summer of 2009 and reside in Scottsdale. The couple welcomed a son, Luka, in February 2011.





Noel Gillespie

Assistant Coach/Advance Scout

Noel Gillespie begins his ninth season overall with the Suns and his second as both an assistant coach and the club's advance scout. In this role, he aids the coaching staff in their game preparation for upcoming opponents and compiles a scouting report for each game.

Gillespie served as part-time advance scout for two seasons prior to being named the team's advance scout in 2008, and spent the previous four seasons as the Suns' video scouting coordinator. Gillespie has served as an assistant coach for the Suns' Las Vegas Summer League squad from 2006-2010. He also served as a special assistant to the Western Conference All-Star team in 2007 and assistant coach of the sophomore team that same weekend in the 2007 T-Mobile Rookie Challenge. He began his career with the organization in 2003 as the assistant video coordinator for the Suns and the video coordinator for the WNBA's Phoenix Mercury. Gillespie's introduction into the NBA came in 2001 while assisting the Indiana Pacers video, scouting and coaching staffs.

A native of Milwaukee, Wis., and a graduate of the University of Wisconsin-Whitewater, Gillespie got his start in coaching at his alma mater Dominican High School in Whitefish Bay, Wisc. He then worked as a graduate assistant at Florida State University in 2002 before joining the Suns. He participated in the NBA's Basketball Without Borders program in Johannesburg, South Africa, in the summer of 2011.

He and wife Sherry are the proud parents of Jack, born in September 2008.



Aaron Nelson

Head Athletic Trainer

Aaron Nelson enters his 12th season as the head athletic trainer, only the second in team history after replacing Suns Ring of Honor member Joe Proski in July 2000. When hired, he was the second-youngest head athletic trainer in the NBA. Prior to his promotion, Nelson served as the Suns' assistant athletic trainer beginning in 1993.

Included in his role are the prevention, treatment and rehabilitation of injuries and assisting in the travel operation of the team.

Nelson, who was named the Joe O'Toole NBA Athletic Trainer of the Year and the Trainer of the Year by the National Basketball Athletic Trainers Association for 2009, is certified and licensed as an athletic trainer, performance enhancement specialist (PES) and corrective exercise specialist (CES). He is a member of the National Athletic Trainers Association (NATA), Arizona Athletic Trainers Association (AZATA), National Academy of Sports Medicine (NASM) and National Basketball Athletic Trainers Association (NBATA). In the spring of 2010, Nelson was appointed to serve on the Arizona Board of Athletic Training. Nelson served as the athletic trainer for the USA Basketball Men's Select Team that helped prepare the 2007 USA Senior National Team for the FIBA Americas Championship in Las Vegas.

Following graduation from Iowa State University in December 1992, Nelson spent the spring 1993 semester as a graduate assistant at Arizona State University. While an undergraduate, he was a student athletic trainer for four years under NATA Hall of Famer Frank Randall. He earned a Bachelor of Science degree in physical education with an emphasis on athletic training and a minor in health. Nelson, who is a member of the Advisory Board for the National Academy of Sports Medicine, received his Master of Science degree in exercise science from California University at Pennsylvania.

In the summer of 2004, Nelson completed a two-week volunteer internship with the United States Olympic Committee (USOC) in the sports medicine department at the Olympic training facility in Chula Vista, Calif., working primarily with track and field and paralympic athletes.

The Manning, Iowa native is the brother-in-law of former Suns guard Jeff Hornacek. He and wife Jessica have two sons, Andrew (4) and Logan (2) and a daughter due in early February.



Mike Elliott

Strength and Conditioning Coach/Assistant Athletic Trainer

Beginning his ninth season as a member of the Suns' athletic training staff, Mike Elliott this season enters his third campaign as the club's head strength and conditioning coach/assistant athletic trainer. In his role, he is responsible for all aspects of player strength and conditioning and assists Nelson with daily recognition, care and treatment of team-related medical issues.

Elliott, who joined the Suns full-time in 2003-04 as assistant athletic trainer, accepted a position as the lead strength and conditioning coach for the British Men's National Team in 2010 as the team trains for the 2012 Olympic Games in London.

Elliott is a certified athletic trainer, performance enhancement specialist (PES) and corrective exercise specialist (CES) from the National Academy of Sports Medicine (NASM). He received his Master of Science in performance enhancement and injury prevention from California University at Pennsylvania in 2005 and did his undergraduate work in exercise science at Arizona State University where he was in the athletic training program under Perry Edinger and former Suns strength coach/assistant athletic trainer and current Dallas Mavericks Head Athletic Trainer Casey Smith.

The Phoenix native is a 1997 graduate of Brophy College Preparatory.



John Treloar

Director of Player Personnel

John Treloar enters his second season with the Suns as director of player personnel after being named to the post on Sept. 15, 2010. In his role, Treloar assists President of Basketball Operations Lon Babby and General Manager Lance Blanks in personnel decisions and leads the club's draft scouting process.

Before joining the Suns, Treloar, 55, spent the previous two seasons as the head coach of the NBA Development League's Erie BayHawks, then an affiliate of the Cleveland Cavaliers and Toronto Raptors, where he was also responsible for all personnel decisions. Treloar joined the expansion franchise in 2008, and both assembled the squad and led it to a playoff berth in club's inaugural season.

A 32-year veteran of basketball as both a coach and executive, Treloar's head coaching experience at the professional level was established over eight seasons in the CBA with the Wichita Falls Texans (1990-94), Chicago Rockers (1994-95) and Connecticut Pride (1996-97). His teams made seven playoff appearances in eight seasons and in 1991 Treloar became just the second coach in league history to win a championship in his first season on the bench. While in the CBA, Treloar competed against coaches like George Karl, Flip Saunders, Eric Musselman and Terry Stotts, all of whom eventually became NBA head coaches. Prior to becoming a coach, Treloar served as general manager for both the Mississippi Jets (1987-88) and Texans (1988-89).

Treloar enjoyed success as an assistant coach at Louisiana State University (2004-08) and Indiana University (1997-2004) under Bob Knight and Mike Davis, helping to guide the Hoosiers to six NCAA Tournament appearances and the 2002 Final Four.

A native of Clinton, Miss., Treloar and wife, Debra, have two children, Taylor and Trey. He earned a bachelor's degree in business administration from Bellhaven College and a master's degree in behavioral studies from the University of Alabama.



Mark West

Vice President, Player Programs

One of the most popular Phoenix Suns on the court, Mark West joined the club's front office in 2001 and has been the team's Vice President of Player Programs since March 2006. In his role, West carries out a range of duties focusing on the business of basketball, player relations and development and community representation. West also serves as the team liaison for the NBA Player Development program administered by the league.

West was a member of the Suns from 1988-94 and then again in the 1999-2000 season. He currently ranks third in NBA history in field goal percentage (.580) behind only Shaquille O'Neal (.582) and Artis Gilmore (.599), and West led the NBA in shooting in 1989-90 when he shot 62.5 percent from the field.

West came to the Suns with Kevin Johnson in a trade with Cleveland on Feb. 25, 1988, and Phoenix had a 335-180 (.650) record from 1988-89 to 1993-94 with at least 53 victories in each season and a run to the 1993 NBA Finals. In addition to his eight-year tenure with Phoenix, West played for Dallas, Milwaukee, Cleveland, Detroit and Indiana.

Born in Fort Campbell, Ky., West graduated from Old Dominion in 1983 with a degree in business administration, and earned a master's degree in business administration in 2010 from the University of Phoenix. He and his wife, Elaine, have two sons, Markus and Markyle.

FS ARIZONA™

FOXSPORTS ARIZONA .COM



WE BRING THE SUNS HOME






PLAYERS

Shannon Brown

#26



Guard **6-4** **210** **Current NBA Season: 6**

Born: 11/29/85, Maywood, IL **College: Michigan State**

Acquired: Signed as free agent on Dec. 10, 2011

Status: Signed through 2011-12

2010-11

In his fifth NBA season and second full campaign with the Lakers, averaged a career-high 8.7 points, 1.9 rebounds and 1.2 assists in 19.1 minutes in 82 games... Appeared in a full 82-game slate for the second consecutive season... Along with new teammate Jared Dudley, is one of only eight NBA players to see action in every game in both 2009-10 and 2010-11 (Lamar Odom, Russell Westbrook, Brook Lopez, Wesley Matthews, Boris Diaw, Derek Fisher)... Scored in double figures 31 times (24-7), including two 20-point efforts (2-0)... Grabbed double-digit rebounds once... A career 33.7-percent three-point shooter, connected on 34.9 percent of his attempts from beyond the arc in 2010-11... Led the Lakers in scoring once, rebounding once, assists twice, steals 13 times and blocks four times... 67 steals despite playing just 19.1 minutes per game, which would have ranked second on the Suns in 2010-11... Averaged 8.8 points in four meetings with the Suns in 2010-11... Scored a season-high tying 21 points (7-9 FG, 4-5 3FG) Nov. 16 at Milwaukee... One week later, totaled a season-high tying 21 points (5-10 3FG) Nov. 23 vs. Chicago... Signed a one-year deal with the Suns on Dec. 10, 2011.

Pro Career

Five-year NBA veteran owns career averages of 6.9 points, 1.7 rebounds, 1.1 assists in 256 games (16 starts)... Two-time NBA Champion (2009, 2010)... Originally selected with the 25th overall pick of the 2006 NBA Draft by the Cleveland Cavaliers, whose front office included current Suns General Manager Lance Blanks... Has played for the Cavaliers (2006-07), Chicago Bulls (2007-08), Charlotte Bobcats (2008-09) and Los Angeles Lakers (2009-11)... Last two seasons have been the best of his career and have seen him average 8.4 points, 2.1 rebounds and 1.2 assists in 19.9 minutes, despite seeing limited action behind Laker guard Kobe Bryant... Has scored in double

NBA Regular Season Statistics

YEAR	TEAM	G	MIN	FIELD GOALS		3-POINT		FREE THROWS		REBOUNDS			- AVERAGES -					
				FGM-FGA	PCT	FGM-FGA	PCT	FTM-FTA	PCT	OFF-DEF	TOT	AST	STL	BLK	PTS	RPG	APG	PPG
06-07	Cleveland	23	202	28-74	.378	7-25	.280	10-14	.714	6-15	21	10	7	3	73	0.9	0.4	3.2
07-08	Cle/Chi	21	240	44-126	.349	9-30	.300	17-29	.586	6-14	20	17	11	3	114	1.0	0.8	5.4
08-09	Cha/LAL	48	477	78-165	.473	14-37	.378	32-39	.821	11-33	44	38	22	7	202	0.9	0.8	4.2
09-10	L.A. Lakers	82	1700	253-592	.427	62-189	.328	99-121	.818	30-153	183	108	57	31	667	2.2	1.3	8.1
10-11	L.A. Lakers	82	1568	273-643	.425	74-212	.349	92-101	.911	35-122	157	96	67	16	712	1.9	1.2	8.7
TOTALS	256	4187	676-1600	.422	166-493	.337	250-304	.822	88-337	425	269	164	60	1768	1.7	1.1	6.9	

NBA Playoff Statistics

YEAR	TEAM	G	MIN	FIELD GOALS		3-POINT		FREE THROWS		REBOUNDS			- AVERAGES -					
				FGM-FGA	PCT	FGM-FGA	PCT	FTM-FTA	PCT	OFF-DEF	TOT	AST	STL	BLK	PTS	RPG	APG	PPG
06-07	Cleveland	1	0	0-0	---	0-0	---	0-0	---	0-0	0	0	0	0	0	0.0	0.0	0.0
08-09	L.A. Lakers	21	276	36-83	.434	12-25	.480	19-24	.792	8-17	25	13	10	2	103	1.2	0.6	4.9
09-10	L.A. Lakers	23	324	42-107	.393	9-32	.281	20-28	.714	7-22	29	20	10	7	113	1.3	0.9	4.9
10-11	L.A. Lakers	10	165	28-61	.459	7-25	.280	9-14	.643	5-14	19	7	6	2	72	1.9	0.7	7.2
TOTALS	55	766	106-251	.422	28-82	.341	48-66	.727	20-53	73	40	26	11	288	1.3	0.7	5.2	

Career Highs

POINTS - 27 (2/16/10, L.A. Lakers vs. Golden State)

REBOUNDS - 11 (12/28/10, L.A. Lakers at San Antonio)

ASSISTS - 6 (2/3/10, L.A. Lakers vs. Charlotte)

BLOCKS - 2 (9 times, last 3/4/11, L.A. Lakers Charlotte)

STEALS - 4 (Twice, last 10/26/10, L.A. Lakers vs. Houston)

FGM - 11 (2/16/10, L.A. Lakers vs. Golden State)

FGA - 19 (Twice, last 4/13/10, L.A. Lakers vs. Sacramento)

3-PT FGM - 5 (11/23/10, L.A. Lakers vs. Chicago)

3-PT FGA - 10 (11/23/10, L.A. Lakers vs. Chicago)

FTM - 7 (Twice, last 1/5/11, L.A. Lakers at Phoenix)

FTA - 8 (Twice, last 1/18/10, L.A. Lakers vs. Orlando)

MINUTES - 42 (4/13/10, L.A. Lakers vs. Sacramento)



Players

figures 69 times in his career, including six career 20-point games, all six of which came in the last two seasons... Two career double-digit rebounding efforts... One career double-double (Feb. 16, 2010)... Participated in the 2010 Sprite Slam Dunk Contest during All-Star Weekend in Dallas... Has seen action in 11 D-League games, averaging 23.9 points, 5.6 rebounds and 3.5 assists for Albuquerque, Rio Grande Valley and Iowa... Traded by Cleveland along with Drew Gooden, Larry Hughes and Cedric Simmons to the Chicago Bulls in exchange for Ben Wallace, Joe Smith and a future second-round pick on Feb. 21, 2008... Signed with Charlotte as a free agent August 6, 2008... Acquired by the Lakers along with Adam Morrison in exchange for Vladimir Radmanovic on Feb. 7, 2009.

College

Three-year performer at Michigan State University (2003-06)... Averaged 12.2 points, 3.4 rebounds and 1.9 assists in 97 career games as a Spartan... Recorded 1,183 points, 329 rebounds, 188 assists and 124 steals in three seasons at Michigan State University... Scored in double figures in 61 of 97 games, including 13 games with 20 or more points... As a junior, named All-Big Ten Second Team by media and coaches and Big Ten All-Defensive Team by league's coaches... Recorded 1,000th career-point with a 22-point effort vs. Northwestern as a junior... Sophomore season was named All-Big Ten Honorable Mention by league's coaches... Selected Most Outstanding Player of the Austin Regional, averaging 13.5 points and 3.3 rebounds in first four games of NCAA Tournament... Big Ten All-Freshman Team.

Personal

Son of Chris and Sandra Brown... Majored in sociology at Michigan State... Estimated to have a 44.5-inch vertical leap, one of the best in the NBA... A Youtube mainstay for his highlight-reel dunks... Named First Team Parade All-American, McDonald's All-American, Illinois Mr. Basketball and co-MVP of the Jordan Capital Classic (with LeBron James) as a senior in high school (2003)... Participated in the 5th Annual HOLA Bowla, a fundraising event for Heart of Los Angeles, an organization that provides underserved youth with exceptional programs in academics, arts and athletics.



Josh Childress #1

Guard/Forward 6-8 210 Current NBA Season: 6

Born: 6/20/83, Harbor City, CA College: Stanford

Acquired: Sign-and-trade with Atlanta 7/14/10 in exchange for 2012 second-round pick.

Status: Signed through 2014-15



2010-11

In his first season in Phoenix and first NBA campaign since 2007-08, averaged 5.0 points, 2.9 rebounds, 0.8 assists and 16.6 minutes in 54 games (three starts)... Shot 56.5 percent from the field, which would have led the team and ranked fourth in the NBA in field goal percentage if he had enough makes to qualify... Suffered a fractured distal phalanx (tip, index finger) on his right hand on Oct. 19, but did not miss a single game due to the injury... Wore a splint on the index finger of his shooting hand until Dec. 23, but still shot 50 percent or better from the field in 37 of 54 games overall... Saw increased playing time and responded as the Suns battled injuries at the end of the season... Appeared in 19 of the Suns' final 22 games, averaging 5.2 points and 2.6 rebounds during that stretch... Saw action in Phoenix's final 13 consecutive games, averaging 5.4 points and 2.6 rebounds in 18.4 minutes... 11 double-digit scoring games, all off the bench, the first of which came against his former team, the Atlanta Hawks, on Nov. 7... Dec. 19-20, scored in double figures in consecutive games for the first time as a Sun and first time overall since April 15-16, 2008... Then scored in double figures in two-straight games again from March 27-29... Made three starts (Jan. 7, Jan. 11, Jan. 12) and averaged 3.3 points and 4.7 rebounds in 19.7 minutes in those opportunities... Registered five or more rebounds 14 times... Nov. 5-15, grabbed five or more rebounds in six-straight games for the first time since Jan. 6-17, 2007... One of the club's best offensive rebounders, averaged 1.28 offensive boards... Tallied nine games of at least three offensive rebounds overall.

Pro Career

AWARDS AND RECOGNITION

2005 NBA All-Rookie Second Team... 2009-10 All-Euroleague Second Team while playing in Greece... Two-time winner of the Atlanta Hawks' Jason Collier Memorial Trophy, given annually to the individual most committed to community involvement and outreach.

CAREER NOTES

Acquired by the Suns on July 14, 2010 in a sign-and-trade deal with the Atlanta Hawks, who owned his rights, in exchange for a 2012 second-round pick... Originally selected with the sixth overall pick of the 2004 NBA Draft by the Hawks, spent first four career seasons in Atlanta... Signed with Greek club Olympiacos Piraeus on July 23, 2008 and spent two seasons there... Owns career NBA averages of 10.1 points, 5.1 rebounds and 1.7 assists in 29.0 minutes in 339 games (70 starts) with Atlanta and Phoenix... Has averaged double-digit scoring in four of five professional seasons... Has shot 50 percent or better from the field in four of five NBA seasons and is a career 52.6-percent shooter overall... Before joining the Suns, most recent NBA season was 2007-08 when he was one of the league's top sixth men and helped an upstart Hawks team end an eight-year playoff drought and push their opening round series with the eventual champion Boston Celtics to seven games... Was the second-leading scorer of any NBA player who did not start a game (J.R. Smith) in 2007-08... That season, ranked sixth in the NBA in field goal percentage (career-high .571), establishing the third-best single-season mark in Atlanta franchise history... Averaged a career-high 13.0 points in 2006-07... In 2005-06, would have led the league in three-point percentage (.492) and ranked third in field goal percentage (.552) had he met the statistical minimums to qualify in those categories... Earned All-Rookie Second Team honors in 2005 after averaging 10.1 points and 6.0 rebounds in 80 games... Selected to play for the United States team at the 2003 Pan American Games in the Dominican Republic.

International Career

Spent both the 2008-09 and 2009-10 seasons with the Olympiacos Piraeus in Greece after signing a three-year deal with the club on July 23, 2008... In 2009-10, led team to a 23-3 record in Greek League play, a berth in the Greek League Finals and 2010 Greek National Cup... Averaged 15.8 points, 5.4 rebounds and 27.8 minutes in 31 games in Greek League play while shooting 58.6 percent from the field... Averaged 15.2 points, 4.8 rebounds and 31.8 minutes in 20 games in Euroleague play... Scored in double figures 46 of 51 games, including 11 efforts of 20 or more points... Notched a season-high 28 points on Jan. 3 against AEK... In 2008-09, averaged 14.1 points and 3.9 rebounds in 26.0 minutes while shooting 61.7 percent from the field in Greek League play... Notched 8.8 points, 4.6 rebounds and 1.1 assists in 24.2 minutes in his first experience in Euroleague play that season.

College

Three-year performer at Stanford, averaged 12.3 points, 6.8 rebounds and 1.8 assists in 86 games... 2003-04 Pac-10 Player of the Year, the first in school history... Finalist for the Rupp, Naismith and Wooden Player of the Year Awards as a junior... First Team All-American as a junior... Led the school to three NCAA Tournament appearances and the 2003-04 Pac-10 Title... 2004 Pac-10 Tournament MVP... Name appears 17 times in Stanford record books... In his final season, averaged 15.7 points, 7.5 rebounds and 2.7 assists while scoring in double figures in 22 of 23 games... Named honorable mention Pac-10 Freshman in 2002... Became only the second freshman to start his first game in head coach Mike Montgomery's 18-year tenure at the school.

Personal

Full name is Joshua Malik Childress... Son of Teri and the late Dave Childress... Two older brothers, Jamal and Onye, and one younger brother, Chris... Attended classes at Stanford during the offseason where he is pursuing a degree in sociology... Would be a neurosurgeon if he was not an NBA player... Hosts a summer basketball camp in Northern California... At Stanford, volunteered with Young Black Scholars, a mentoring and tutoring student group which also performed community service projects... Featured on the cover of ESPN's college basketball video game in 2004... Was an AAU teammate of Mavericks center Tyson Chandler... McDonald's High School All-American at Mayfair High School in Lakewood, Calif... Favorite NBA player growing up was Scottie Pippen... Enjoys playing tennis and bowling... Big fan of the television show "Family Guy" and "The Matrix" movie series... Listens to rap and R&B and his favorite artists are Lil Wayne, Kanye West and Drake... Halo and Call of Duty are his favorite video games... Favorite football team is the Oakland Raiders... Has a dog named Beast... Wears a size 14 shoe.



NBA Regular Season Statistics

YEAR TEAM	G	MIN	FIELD GOALS		3-POINT		FREE THROWS		REBOUNDS			- AVERAGES -					
			FGM-FGA	PCT	FGM-FGA	PCT	FTM-FTA	PCT	OFF-DEF	TOT	AST	STL	BLK	PTS	RPG	APG	PPG
04-05 Atlanta	80	2376	302-642	.470	13-56	.232	190-231	.823	195-287	482	151	74	35	807	6.0	1.9	10.1
05-06 Atlanta	74	2249	278-504	.552	32-65	.552	154-201	.766	134-253	387	131	86	39	742	5.2	1.8	10.0
06-07 Atlanta	55	2024	261-518	.504	26-77	.338	167-210	.795	123-217	340	127	58	36	715	6.2	2.3	13.0
07-08 Atlanta	76	2274	327-573	.571	22-60	.367	222-275	.807	174-199	373	117	71	43	898	4.9	1.5	11.8
10-11 Phoenix	54	894	121-214	.526	1-16	.063	29-59	.492	69-86	155	42	33	23	272	2.9	0.8	5.0
TOTALS	339	9819	1289-2451	.526	94-274	.343	762-976	.781	695-1042	1737	568	322	176	3434	5.1	1.7	10.1

NBA Playoff Statistics

YEAR TEAM	G	MIN	FIELD GOALS		3-POINT		FREE THROWS		REBOUNDS			- AVERAGES -					
			FGM-FGA	PCT	FGM-FGA	PCT	FTM-FTA	PCT	OFF-DEF	TOT	AST	STL	BLK	PTS	RPG	APG	PPG
07-08 Atlanta	7	205	22-42	.524	0-2	.000	6-12	.500	15-25	40	11	1	5	50	5.7	1.6	7.1

Career Highs

POINTS - 26 (2 times, last 1/4/08, Atlanta at Indiana)

REBOUNDS - 15 (2/23/05, Atlanta at Golden State)

ASSISTS - 8 (1/20/06, Atlanta vs. Milwaukee)

BLOCKS - 3 (6 times, last 3/14/08, Atlanta vs. L.A. Clippers)

STEALS - 5 (2 times, last 3/23/07, Atlanta vs. Portland)

FGM - 10 (4 times, last 2/2/08, Atlanta vs. New Jersey)

FGA - 17 (2/23/05, Atlanta at Golden State)

3-PT FGM - 3 (2/15/06, Atlanta at L.A. Lakers)

3-PT FGA - 4 (6 times, last 1/31/07, Atlanta vs. Golden State)

FTM - 11 (4/1/05, Atlanta vs. Boston)

FTA - 14 (4/1/05, Atlanta vs. Boston)

MINUTES - 53 (3/23/07, Atlanta vs. Portland)

Jared Dudley

#3



Forward 6-7 225 **Current NBA Season: 5**

Born: 7/10/85, San Diego, CA **College: Boston College**

Acquired: From Charlotte on Dec. 10, 2008 with Jason Richardson and a 2010 second-round pick for Raja Bell, Boris Diaw and Sean Singletary

Status: Signed through 2015-16; Early Termination Option after 2014-15

2010-11

Signed a multi-year contract extension just five days into the season on Nov. 1, and once again proved to be among the Suns' most durable, productive and improved players... In his fourth NBA season and second full season with Phoenix, averaged a career-high 10.6 points, career-high tying 3.9 rebounds, 1.3 assists, career-high and team-leading 1.06 steals and career-best 26.1 minutes in 82 games (career-high 15 starts)... Played in all 82 games in a second-straight season, one of just eight NBA players to see action in every game in both 2009-10 and 2010-11 (Lamar Odom, Russell Westbrook, Brook Lopez, Wesley Matthews, Boris Diaw, Derek Fisher, Shannon Brown)... Became the 14th Sun in franchise history to play in all 82 games in two-straight seasons, first since Joe Johnson (3, 2002-05)... Only Suns player to appear in every game in 2010-11... Overall has appeared in 184 consecutive games (last missed game: March 6, 2009)... Averaged a career high in scoring for the second-straight season, both of his full seasons as a Sun, and averaged double-digit points for the first time in his career... Started a career-high 15 games, including the season's final 11 contests (Dec. 19-26, March 27-April 13)... As a starter in 2010-11, averaged 16.3 points, 5.9 rebounds and shot 85-of-164 (.518) from the field, and scored in double figures in 12 of those 15 starts... After being added to the starting lineup on March 27, averaged 16.0 points, 5.9 rebounds, 2.3 assists and 2.4 steals, and scored in double figures in 10 of 11 games... Following the Suns' Dec. 18 trade with Orlando, averaged 12.1 points on 49.8 percent shooting overall, including 44.1 percent from three-point range (before trade: 7.0 points)... Set a career-high in scoring in two-straight games on Dec. 20-23 (both as a starter)... Scored a then career-high 27 points on a then career-high 10 field goals on Dec. 20 at San Antonio... The very next game set a career-high with 33 points Dec. 23 vs. Miami on a career-high 11 field goals, including a career-high seven three-pointers... First back-to-back 20-point games of his career, most points in a two-game span in his career... Posted consecutive 20-point games on March 27-29, his second of the season, second of his career after entering the season with one career 20-point effort... Scored in double figures a single-season career-high 42 times (18-24) (prev. 31, 2009-10)... Single-season career-high 21 efforts of 15 or more points (prev. nine, 2009-10)... Owns 10 career 20-point games and nine of them came in 2010-11 (2-7), including first and only 30-point game (0-1)... Scored in double figures in a career-high eight-straight games from March 23-April 5...

NBA Regular Season Statistics

YEAR TEAM	G	MIN	FIELD GOALS		3-POINT		FREE THROWS		REBOUNDS		AST	STL	BLK	PTS	- AVERAGES -		
			FGM-FGA	PCT	FGM-FGA	PCT	FTM-FTA	PCT	OFF-DEF	TOT					RPG	APG	PPG
07-08 Charlotte	73	1384	163-348	.468	9-41	.220	87-118	.737	121-165	286	81	55	10	422	3.9	1.1	5.8
08-09 Charlotte	20	427	45-96	.469	3-8	.375	15-24	.625	25-34	59	19	18	2	108	3.0	1.0	5.4
08-09 Phoenix	48	728	91-189	.481	26-66	.394	56-81	.691	57-89	146	37	39	6	264	3.0	0.8	5.5
09-10 Phoenix	82	1991	225-490	.459	120-262	.458	104-138	.754	99-182	281	115	81	16	674	3.4	1.4	8.2
10-11 Phoenix	82	2140	300-629	.477	105-253	.415	162-218	.743	111-207	318	108	87	20	867	3.9	1.3	10.6
TOTALS	305	6670	824-1752	.470	263-630	.417	424-579	.732	413-677	1090	360	280	54	2335	3.6	1.2	7.7

NBA Playoff Statistics

YEAR TEAM	G	MIN	FIELD GOALS		3-POINT		FREE THROWS		REBOUNDS		AST	STL	BLK	PTS	- AVERAGES -		
			FGM-FGA	PCT	FGM-FGA	PCT	FTM-FTA	PCT	OFF-DEF	TOT					RPG	APG	PPG
09-10 Phoenix	16	376	40-86	.465	25-59	.424	17-28	.607	15-45	60	28	18	6	37	3.8	1.8	7.6

Career Highs

POINTS - 33 (12/23/10 vs. Miami)

REBOUNDS - 18 (3/5/08, Charlotte vs. Golden State)

ASSISTS - 6 (3/21/09 vs. Washington)

BLOCKED SHOTS - 2 (5 times, last 4/1/11 vs. L.A. Clippers)

STEALS - 5 (4 times, last 4/11/11 vs. Minnesota)

FGM - 11 (12/23/10 vs. Miami)

FGA - 16 (3 times, 3/27/11 vs. Dallas)

3-PT FGM - 7 (12/23/10 vs. Miami)

3-PT FGA - 10 (12/23/10 vs. Miami)

FTM - 8 (4/15/08, Charlotte at New Jersey)

FTA - 12 (11/6/07, Charlotte vs. Phoenix)

MINUTES - 49 (1/26/10 vs. Charlotte)



Players

Scored 16 or more points in a career-high five-straight games from March 25-April 1... Worked on midrange game in the offseason and shot 50.8 percent from two-point range (198-of-390) compared to 46.1 percent in 2009-10 (105-of-228)... Led the team with a career-high 87 steals... Led the club in steals in a team-best 32 games... Closed the season by tallying at least one steal in 12 straight games, the longest streak by a Sun in 2010-11, and the longest of his career... Grabbed two or more steals in a career-best five-straight games from March 27-April 3, first five games after being added to starting lineup.

Pro Career

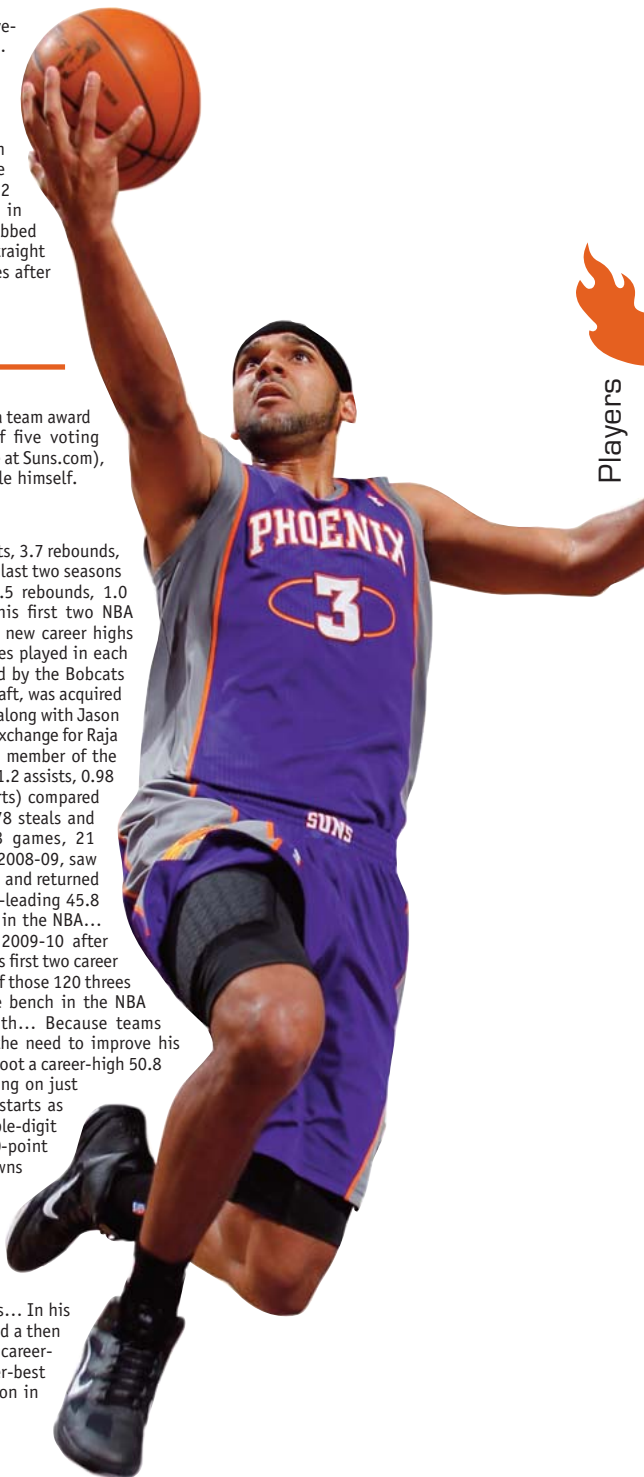
AWARDS AND RECOGNITION

Awarded 2009-10 Dan Majerle Hustle Award, a team award which is selected based on the results of five voting categories: fans (who cast their ballots online at Suns.com), Suns players, coaches, employees and Majerle himself.

CAREER NOTES

Four-year NBA veteran has averaged 9.4 points, 3.7 rebounds, 1.4 assists, 1.02 steals and 25.2 minutes the last two seasons (164 games) after averaging 5.6 points, 3.5 rebounds, 1.0 assists, 0.79 steals and 18.0 minutes in his first two NBA seasons (141 games)... Has matched or set new career highs in scoring average, minutes played and games played in each of the last two seasons... Originally selected by the Bobcats with the 22nd overall pick in the 2007 NBA Draft, was acquired by the Suns on Dec. 10, 2008, from Charlotte along with Jason Richardson and a 2010 second-round pick in exchange for Raja Bell, Boris Diaw and Sean Singletary... As a member of the Suns, has averaged 8.5 points, 3.5 rebounds, 1.2 assists, 0.98 steals and 22.9 minutes (212 games, 16 starts) compared to 5.7 points, 3.7 rebounds, 1.1 assists, 0.78 steals and 19.5 minutes before joining Phoenix (93 games, 21 starts)... After being acquired midseason in 2008-09, saw the need to improve his three-point shooting and returned in 2009-10 to shoot a career-high and team-leading 45.8 percent from three-point range, fourth-best in the NBA... Made a career-high 120 three-pointers in 2009-10 after entering the season with 38 threes made in his first two career seasons combined (38-of-115, .330)... 116 of those 120 threes made came as a reserve, third-most off the bench in the NBA behind only Jamal Crawford and J.R. Smith... Because teams adjusted to his three-point accuracy, saw the need to improve his midrange game and returned in 2010-11 to shoot a career-high 50.8 percent from two-point range after connecting on just 46.1 percent in 2009-10... Owns 16 career starts as a Sun, and in those opportunities has 13 double-digit scoring efforts, five 20-point games, one 30-point performance and three double-doubles... Owns nine career double-doubles, five as a Sun... Joined the Suns rotation following the club's midseason coaching change in 2008-09, appearing in 30 of 31 games under Alvin Gentry, including 20 consecutive to finish the season, and averaging 7.8 points, 4.8 rebounds and 1.03 steals in 20.4 minutes... In his first full season as a Sun in 2009-10, averaged a then career-high 8.2 points, 3.4 rebounds, and a career-high 1.4 assists while appearing in a career-best 82 games, one of only two Suns to see action in every contest.

continued...



Players

Jared Dudley... continued**College**

Named 2006-07 Atlantic Coast Conference (ACC) Player of the Year after averaging a collegiate career-best 19.0 points and 8.3 rebounds for Boston College...Finished his career ranked fifth on BC's career scoring list with 2,071 points...Ranks among BC's career leaders in field goals made (seventh, 689), free throws made (fourth, 573), rebounds (seventh, 936) and steals (eighth, 176)...Started every game that he played at BC (130)...A unanimous All-ACC First Team selection and a John Wooden Award finalist, he posted 10 double-doubles, including a season-high 30 points and 10 rebounds in a win over Michigan State...One of two BC players all-time to make four consecutive NCAA Tournament appearances (Sean Marshall)...As a junior, started all 36 games, averaging 16.7 points, 6.6 rebounds, 3.2 assists and 1.1 steals...Earned Second Team All-ACC honors...Scored in double-figures 33 times, including 12 games with 20-plus points...During his sophomore season, averaged 16.5 points, 7.5 rebounds, 3.2 assists and 1.6 steals...Earned Big East All-Conference honors and shared the league's Most Improved Player Award with University of Connecticut guard Marcus Williams...Recorded seven double-doubles...Scored a collegiate career-high 36 points in win over Villanova...As a freshman, averaged 11.9 points, 6.6 rebounds, 2.8 assists and 1.3 steals...Was a unanimous selection to the Big East All-Rookie Team, twice earning Big East Rookie of the Week honors.

Personal

Son of Melinda Schall and Anthony Dudley...Has an older brother, Milan... Born in San Diego, Calif... He and wife Christina have one daughter, Jaylin, and one son, Justice... Has become one of the NBA's top tweeters and can be followed at [jareddudley619](#)... Posts travel, practice and postgame videos of teammates and refers to himself as "JMZ"... His popularity and following on Twitter, as well as his play on the court, have led to television appearances on ESPN's "First Take" and other shows, as well as guest-hosting opportunities on local sports shows... In conjunction with the NBA, GLSEN and Ad Council, appeared in a 2011 public service announcement along with teammate Grant Hill for the "Think B4 You Speak" campaign, an award-winning program which aims to address the use of anti-gay language by teens... Earned his Bachelor's Degree from BC's College of Arts and Sciences...Selected by the San Diego Sports Hall of Champions as one of 10 "Stars of the Year" for 2007-08...Participated in the USA Basketball Men's Under-21 National Team Trials in Dallas, Texas, in July 2005...Averaged 23.2 points and 14.0 rebounds per game as a senior at Horizon High School...Earned All-State honors as a senior...Captured 2002-03 San Diego Section Player of the Year honors from the Union-Tribune newspaper...Garnered 2002-03 State Division IV Player of the Year honors from Cal-Hi Sports magazine...Led the Panthers to back-to-back state Division IV titles (2002 and 2003); registered 16 points and 14 rebounds in the 2003 title game at Sacramento's ARCO Arena.



Channing Frye

#8



Center **6-11** **245** **Current NBA Season: 7**
Born: 5/17/83, White Plains, NY **College: Arizona**
Acquired: Signed as a free agent on July 14, 2009
Status: Signed through 2013-14; Player Option: 2014-15

2010-11

Improved upon his 2009-10 breakout campaign and posted his best statistical season as a pro after receiving a five-year contract extension in the offseason (July 8, 2010)... In his sixth career season and second with his hometown team, averaged a career-high 12.7 points, a career-high 6.7 rebounds and a career-best 1.03 blocks in 77 games (64 starts)... Became the Suns' most consistent clutch performer, making the game-winning 23-footer as time expired to give Phoenix a Feb. 27 overtime win at Indiana, the team's first buzzer-beater since Dec. 20, 2004 at Denver (Quentin Richardson)... Made the game-winning three-pointer with 6.6 seconds left in Suns' Feb. 28 overtime win at New Jersey the very next night... Frye and San Antonio's Manu Ginobili were the only NBA players to win consecutive games in the final seconds in 2010-11... March 22, sank three free throws to force double-overtime against the Lakers after being fouled on a three-pointer with 1.1 seconds remaining in overtime... Started 64 games and averaged 13.8 points and 7.0 rebounds while shooting 44.4 percent, including 40.4 percent from three-point range compared to 6.9 points and 4.8 rebounds on 34.4 percent shooting overall and 29.6 percent from long range as a reserve... Scored in double figures in 49 of 64 starts... Has made a combined 343 three-pointers since joining the Suns, the second-most in the NBA in that period (2009-11) behind only former teammate Jason Richardson... 343 threes in 158 games with Phoenix, had 20 in 278 games before joining the Suns... Since 2009-10, has averaged 2.2 threes per contest, tied for the most in the NBA (Richardson, Indiana's Danny Granger)... Made a team-high 171 three-pointers in 2010-11, fourth-most in the NBA, his second-straight season leading Phoenix... His 171 threes were 37 more than the next power forward or center (Orlando's Ryan Anderson, 134)... Registered nine games of at least five three-pointers made, tied for the most in the NBA (Golden State's Dorell Wright)... April 11 made a franchise-record tying nine three-pointers, just the second Suns player to make nine in a single regular season game (Q. Richardson, Dec. 29, 2004), and tied a Phoenix Arena record (Ben Gordon, Feb. 4, 2006)... First power forward to make nine or more threes in a single game since Donyell Marshall on March 13, 2005... Dec. 15 vs. Minnesota set a franchise record for threes in a half, connecting on seven second-half three-pointers... Single-season career-high 52 double-digit scoring efforts (29-23), surpassing his previous career high of 47 in 2009-10... Scored in double figures 99 times in his first four NBA seasons combined (2005-09) and has done so 99 times in his two seasons in Phoenix (2009-11)... Tallied a single-season career-high 12 efforts of 20 or more (9-3) (prev. 11, 2009-10), and three 30-point efforts (2-1) after entering the season with three 30-point games in his career overall... Had three 30-point games in his first 411 career games, and had three in the final 25 contests of 2010-11, including a career-high 33-point effort April 11 vs. Minnesota... Posted 20 or more in a career-high tying three-straight games from Feb. 15-23 (others: Nov. 30-Dec. 4, 2005; Nov. 16-20, 2005)... Career-high six-straight scoring efforts of 14 or more from Feb. 13-27... Reached double figures in a career-best 11-straight games from Nov. 14-Dec. 3... Single-season career-high 11 double-digit rebounding efforts (7-4), the second-straight season he has set a career-best, and nearly doubling his previous single-season best (six, 2009-10)... Grabbed a career-high 15 rebounds March 6 at Oklahoma City... Grabbed five or more rebounds in a career-high 15-straight games from Nov. 24-Dec. 26... Set a single-season career high for double-doubles for the second-straight season, tallying eight (6-2), doubling his previous career best (four, 2009-10)... Recorded two 20-point, 10-rebound games (1-1) after entering the season with three in his career... Tallied his first two career 30-point, 10-rebound contests (1-1) on Feb. 15 and March 22... Suffered a dislocated right shoulder March 6 at Oklahoma City and was expected to miss three weeks but returned after just 12 days on March 18 vs. Golden State... Missed only those five games (1-4) in 2010-11.

Pro Career

AWARDS AND RECOGNITION

2006 NBA All-Rookie First Team selection as a Knick after averaging a career-high 12.3 points and career-high 5.8 rebounds in 65 games (14 starts)... Finished fifth in voting for the 2006 T-Mobile Rookie of the Year award... T-Mobile Eastern Conference Rookie of the Month for November.

continued...

Players

Channing Frye... continued

CAREER NOTES

Six-year NBA veteran originally selected with the eighth overall pick in the 2005 NBA Draft by the New York Knicks... Spent first two career seasons with New York (2005-07) before being acquired by the Portland Trail Blazers with Steve Francis for Zach Randolph, Freddy Jones, and Dan Dickau on June 28, 2007... Joined his third team after signing with Phoenix as an unrestricted free agent on July 14, 2009 and then signed a five-year deal with Phoenix on July 8, 2010... In his first season in Phoenix in 2009-10, registered the largest increase in three-point field goals made from one season to the next in NBA history (minimum 50 games played), racking up a team-leading 172 three-pointers (4th-NBA) after making 11 threes in 63 games in 2008-09... Previous record was held by Antoine Walker, an increase of 148 from 1999-00 to 2000-01 (73 to 221)... Was remarkably efficient, shooting a career-high 43.9 percent from long range (6th-NBA)... Entered 2009-10 with 20 threes made in his four-year career (278 games) and then reached 20 three-pointers made in his seventh game as a Sun on Nov. 8 at Washington... Surpassed his single-season career-high of 11 three-pointers in his third game as a Sun... Quickly endeared himself to Suns fan by making a then career-high six three-pointers in each of his first two home games (consecutive games: Oct. 30, Nov. 1, 2009), becoming the first center in NBA history to make six or more three-pointers in two-straight games... Just the sixth Sun in franchise history to accomplish the feat (Leandro Barbosa, Jim Jackson, Dan Majerle, Steve Nash, Wesley Person)... Entered the season having made multiple threes in a single game twice in his career, something he did 45 times (35-10) with the Suns in 2009-10... Before joining Suns, best statistical seasons came with consistent minutes in his first two NBA campaigns when he averaged 10.8 points and 5.6 rebounds in 25.3 minutes in 137 games combined in 2005-06 and 2006-07... During his decorated rookie season, registered 10 games of 20-plus points and two 30-plus scoring games, notched four 10-plus rebound games and totaled three double-doubles... Over 65 games (14 starts) in his rookie season with the Knicks averaged 12.3 points and 5.8 rebounds in 24.2 minutes, shooting 47.7 percent (305-for-640) from the field and 82.5 percent (189-for-229) from the stripe... Played behind Blazers frontcourt players Greg Oden (No. 1 overall pick, 2007 NBA Draft) and LaMarcus Aldridge (No. 2 overall pick, 2006 NBA Draft) in two seasons in Portland (2007-09)... As a Blazer, averaged 2.2 points and 3.5 rebounds in 14.8 minutes while appearing in 141 games... Participated in the 2010 Foot Locker Three-Point Shootout at All-Star Weekend in Dallas.

College

Four-year standout at the University of Arizona... Two-time First Team All-Pac-10 selection as both a junior and a senior at Arizona... Served as co-captain as a junior (with Jason Ranne) and senior (with Salim Stoudamire)... Named 2003 honorable mention All-Pac-10 as a sophomore... 2002 Pac-10 All-Freshman Team... 2005 Pac-10 Sportsmanship Award winner... Ranks ninth on the school's all-time scoring list (1,789), third in rebounds (975), second in blocks (258, second in Pac-10 history to Arizona's Anthony Cook), fourth in field goals made (707) and seventh in field goal percentage (.562)... Started 119 of his 133 career games over four-year college career... Owns career collegiate averages of 13.5 points, 7.3 rebounds and 1.9 blocks... Averaged double digits in scoring in each of his final three seasons, including a career-high 15.9 points in his junior season in 2003-04... As a senior, averaged 15.8 points, 7.6 rebounds and a career-high 2.3 blocks... Averaged 14.3 points and 9.6 rebounds in 12 career NCAA Tournament games... College teammates included Philadelphia's Andre Iguodala and the L.A. Lakers' Luke Walton... Began his career at Arizona a season after the departure of another local Phoenix high school standout, San Antonio's Richard Jefferson.



Personal

Son of Thomas and Karen Frye... Father is co-founder and co-president of Education Solutions and Services, which offers office support to public and private charter schools... Mother is a former Emmy-winning reporter and producer for Phoenix's Channel 12, and CEO of Southwest Dimensions, who now has her own sports podcast for women, "KFrye and Girlfriends Talk Sports"... Has one brother, Logan... He and wife Lauren have one son, Hendrix, born Oct. 2010, and the couple is expecting a second child... The couple resides in Portland during the offseason, Lauren's hometown... Grandfather John Mulzac was a member of the legendary Tuskegee Airmen... Graduated from Phoenix St. Mary's High School... In January 2010, became the first boys' basketball player in the school's history to have his jersey retired... Led his high school basketball team to the 2001 5A State Championship as a senior, a title won on the Suns' home floor at US Airways Center... Received Arizona Player of the Year honors from the Arizona Republic as a senior in high school after averaging 22.0 points, 15.0 rebounds and 6.0 blocks... Established the C. Frye Foundation in 2007, dedicated to teaching youth how to strive for their personal best and to create a healthy lifestyle through exercise, nutrition, support systems and respect... Foundation sponsors the C. Frye Bulldogs, a Phoenix-based, high school-aged travel basketball team... Hosts annual kickball tournament in Portland called "Kick for Kids," the proceeds of which help disadvantaged youth get active by sending them on outdoor trips... Also hosts basketball leadership camps and instructional youth basketball clinics... One of the NBA's "greenest" athletes started the C. Frye "Go Green Team," which educates and encourages organizations, schools and gyms to reduce their carbon footprint and increase recycling efforts... Hosted the C. Frye Celebrity Golf Tournament in 2008 at Phoenix's Raven Golf Course to benefit his foundation's work... Active in the fight against multiple sclerosis; he arranged a series of charity walks throughout New York City to benefit multiple sclerosis in April 2006... Named to the 2007 USA Basketball Men's Select team... Hobbies include fishing, listening to music and reading... Lists the "Kill Bill" series as his favorite movies... Joined Philadelphia's Andre Iguodala on interactive, youth-oriented NBA Madness tour of Taiwan and the Philippines in July 2006... Has taken boxing lessons in past offseasons to stay in shape... Has an English Bulldog named Milton... Dream car is a 1965 Lincoln Continental black convertible.



NBA Regular Season Statistics

YEAR TEAM	G	FIELD GOALS			3-POINT		FREE THROWS		REBOUNDS			- AVERAGES -					
		MIN	FGM-FGA	PCT	FGM-FGA	PCT	FTM-FTA	PCT	OFF-DEF	TOT	AST	STL	BLK	PTS	RPG	APG	PPG
05-06 New York	65	1572	305-640	.477	3-9	.333	189-229	.825	138-236	374	53	30	47	802	5.8	0.8	12.3
06-07 New York	72	1896	298-689	.433	3-18	.167	85-108	.787	91-304	395	67	36	42	684	5.5	0.9	9.5
07-08 Portland	78	1342	221-453	.488	3-10	.300	85-109	.780	107-247	354	57	29	27	530	4.5	0.7	6.8
08-09 Portland	63	746	113-267	.423	11-33	.333	26-36	.722	41-99	140	24	17	16	263	2.2	0.4	4.2
09-10 Phoenix	81	2190	317-703	.451	172-392	.439	98-121	.810	66-361	427	113	64	74	904	5.3	1.4	11.2
10-11 Phoenix	77	2541	358-829	.432	171-439	.390	89-107	.832	65-448	513	96	46	79	976	6.7	1.2	12.7
TOTALS	436	10287	1612-3581	.450	363-901	.403	572-710	.806	508-1695	2203	410	222	285	4159	5.1	0.9	9.5

NBA Playoff Statistics

YEAR TEAM	G	FIELD GOALS			3-POINT		FREE THROWS		REBOUNDS			- AVERAGES -					
		MIN	FGM-FGA	PCT	FGM-FGA	PCT	FTM-FTA	PCT	OFF-DEF	TOT	AST	STL	BLK	PTS	RPG	APG	PPG
08-09 Portland	4	35	5-14	.357	0-0	.000	2-3	.667	1-2	3	1	0	0	12	0.	0.3	3.0
09-10 Phoenix	16	434	43-118	.364	30-86	.349	15-16	.938	10-80	90	15	12	9	131	5.6	0.9	8.2
TOTALS	20	470	48-132	.364	30-86	.349	17-19	.895	11-82	93	16	12	9	143	4.7	0.8	7.2


Career Highs

- POINTS - 33** (4/11/11 vs. Minnesota)
- REBOUNDS - 15** (3/6/11 at Oklahoma City)
- ASSISTS - 5** (4 times, last 3/25/11 vs. New Orleans)
- BLOCKED SHOTS - 4** (4 times, last 11/26/10 vs. L.A. Clippers)
- STEALS - 4** (1/5/10 at Sacramento)
- FGM - 14** (2 times, last 12/20/06, New York vs. Charlotte)

- FGA - 26** (12/20/06, New York vs. Charlotte)
- 3-PT FGM - 9** (4/11/11 vs. Minnesota)
- 3-PT FGA - 14** (4/11/11 vs. Minnesota)
- FTM - 9** (2 times, last 1/15/06, New York at Toronto)
- FTA - 12** (1/15/06, New York at Toronto)
- MINUTES - 57** (3/22/11 at L.A. Lakers)

Marcin Gortat

#4



Center **6-11** **240** **Current NBA Season: 5**

Born: 2/17/84, Lodz, Poland **Club: Rhein Energie (Germany)**

Acquired: From Orlando on Dec. 18 with Vince Carter, Mickael Pietrus, a 2011 first-round pick and cash considerations for Jason Richardson, Hedo Turkoglu and Earl Clark

Status: Signed through 2013-14

2010-11

Acquired by the Suns from the Orlando Magic on Dec. 18 along with Vince Carter, Mickael Pietrus, a 2011 first-round pick and cash considerations in exchange for Jason Richardson, Hedo Turkoglu and Earl Clark... In just 55 games in a Phoenix uniform, set career highs in nearly every statistical category for single season and career averages and totals... Averaged 13.0 points, 9.3 rebounds, 1.27 blocks and shot 56.3 percent from the field in just over half a season with Phoenix after joining the Suns with career averages of 3.7 points, 4.3 rebounds and 0.83 blocks in three-plus seasons with Orlando (175 games)... Overall, averaged career highs of 10.2 points, 7.9 rebounds and 1.14 blocks in 80 games (14 starts) with the Suns and Magic... Scored 717 points in 55 games with Phoenix after totaling 650 points in his first 175 career games with Orlando... Recorded a single-season career-high 23 double-doubles (14-9) as a Sun after joining the club with six career double-doubles in 175 career games... Set a single-season franchise record with 17 double-doubles off the bench, the most by a reserve in the NBA in 2010-11... One of only four NBA players in the last six seasons to record 15 or more double-doubles off the bench in a single season (Udonis Haslem, Kevin Love, David Lee)... Most double-doubles in a single season by a Suns reserve since starters were officially denoted on NBA box scores, breaking the previous record of 15 set by Maurice Lucas in 1984-85... Joined A.C. Green (1993-94, 10), Mel Counts (1970-71, 10) and Lucas as the only Suns reserves in franchise history with 10 or more double-doubles in a single season... Three-straight double-doubles off the bench from Jan. 19-22 and Jan. 28-Feb. 2; no Suns reserve had tallied three-straight double-doubles in a reserve role since A.C. Green in 1995... Jan. 30-Feb. 2 became the first Suns reserve to record at least 19 points and 11 rebounds in consecutive games since Dan Majerle from April 16-18, 1990... Registered a single-season career-high 43 double-digit scoring efforts (20-23) in 55 games as a Sun (one every 1.3 games) after joining Phoenix with 12 career double-digit scoring efforts in 175 games (one every 14.5 games)... Now owns 23 career scoring efforts of 16 or more points and 21 of those came in 55 games with the Suns this season... 17-straight double-digit scoring efforts off the bench (Feb. 23-March 25), the season's second-longest streak by a reserve (James Harden)... Longest double-digit scoring streak off the bench by a Sun since Dan Majerle (Feb. 3-April 14, 1992), and just the fourth of 15 games or more by a Suns reserve since 1986-87 (Eddie Johnson, Majerle, Leandro Barbosa)... Overall, scored in double figures in a career-high 19-straight games (includes two starts) from Feb. 23-March 29, after never having done so in even three-straight games before joining the Suns... Seven 20-point efforts (3-4), the first seven of his career... Six career 20-point, 10-rebound games (3-3), all with the Suns... Three 20-10 games off the bench tied a league high (DeMarcus Cousins)... Registered three 20-15 games overall, as many as Al Jefferson, Amar'e Stoudemire, Andrew Bogut and Kevin Durant... 23 double-digit rebounding efforts (14-9) as a Sun after joining Phoenix with 13 total in his career... Grabbed 16 or more rebounds in consecutive games on March 8-10, the first Sun to do so since Shawn Marion (Jan. 15-17, 2008) and the first Suns reserve to do so since Maurice Lucas in Jan. 1985... 12 starts as a Sun, including the final 11 games of the season after being inserted into the lineup on March 27... Averaged 14.8 points and 10.8 rebounds as a starter overall, including 15.1 points and 11.0 rebounds in the final 11 games of the season... March 25 suffered a nasal fracture against New Orleans but did not miss a single game due to the injury.

Pro Career

Four-year NBA veteran originally selected with the 57th overall pick (second round) of the 2005 NBA Draft by the Phoenix Suns, who then traded his rights to the Orlando Magic for future considerations... Played first three-plus seasons with the Magic before being acquired by the Suns on Dec. 18, 2010, along with Vince Carter, Mickael Pietrus, a 2011 first round pick and cash considerations in exchange for Jason Richardson, Hedo Turkoglu and Earl Clark... Owns career averages of 5.9 points, 5.5 rebounds and 17.2 minutes in 230 games (17 starts)... Appeared in the 2009 NBA Finals as a member of the Magic... Made NBA debut in 2007-08, playing six games during his rookie campaign after originally being selected in 2005... Became just the third player from Poland to ever appear in an NBA regular season game on March 1 vs. New York... As a rookie, spent time with the Anaheim Arsenal of the NBA Development League, averaging 9.8 points and 6.8 rebounds in 27.8 minutes in five games.



International Career

Selected to the Polish National Under-22 team after playing basketball for only six months... During the summer of 2004, invited to play for the Polish National Team... Also spent the summer of 2010 with the Polish National Team, attempting to help the squad qualify for the 2011 EuroBasket tournament... Spent three seasons with RheinEnergie Koln in Germany's Bundesliga I League... 2006-07: Played in 14 games with Koln in Euroleague action, averaging 10.4 points, 5.6 rebounds and 1.1 blocks, while shooting .596 from the field... Also played in 44 games with Koln in the German League, averaging 8.9 points, 6.2 rebounds and 1.4 blocks, while shooting .575 from the floor... 2005-06: Played in 34 games with Koln, averaging 6.9 points, 4.1 rebounds and 1.10 blocks in 19.6 minutes... Also played in 15 games during FIBA EuroCup play, averaging 9.2 points, 4.5 rebounds and 1.2 blocks in 26.7 minutes... 2004-05: Averaged 5.2 points and 3.8 rebounds in 29 games... Also played in 12 games during ULEP Cup action, averaging 8.4 points, 4.5 rebounds and 1.25 blocks.

Personal

Name pronounced MAR-chin GORE-tot... Grew up in Lodz, Poland... Son of legendary Polish boxer Janusz Gortat, who was a two-time Olympic bronze medalist in the lightweight division... The elder Gortat was defeated by eventual winner Leon Spinks (USA) in the 1976 Olympics... Nicknamed the Polish Hammer... Mother is Alicja... Honored by the Polish minister of foreign affairs and Poland's ambassador to the United States for his contributions on and off the court to representing the best of Poland... Suns and Gortat hosted a Polish heritage night that was attended by thousands of locals of Polish descent... Wears a shoe size 15... Lists favorite food as "Polish food made by Mom or Grandma"... Favorite college team is Duke and favorite NFL team is the Atlanta Falcons.



NBA Regular Season Statistics

YEAR TEAM	G	FIELD GOALS		3-POINT		FREE THROWS		REBOUNDS			- AVERAGES -						
		MIN	FGM-FGA	PCT	FGM-FGA	PCT	FTM-FTA	PCT	OFF-DEF	TOT	AST	STL	BLK	PTS	RPG	APG	PPG
07-08 Orlando	6	41	8-17	.471	0-0	-	2-3	.667	8-8	16	2	1	1	18	2.7	0.3	3.0
08-09 Orlando	63	794	106-187	.567	1-1	1.000	26-45	.578	96-190	286	14	18	53	239	4.5	0.2	3.8
09-10 Orlando	81	1088	121-227	.533	0-3	.000	51-75	.680	104-237	341	17	17	70	293	4.2	0.2	3.6
10-11 Orl/Phx	80	2033	338-603	.561	1-4	.250	140-193	.725	148-483	631	70	36	91	817	7.9	0.9	10.2
TOTALS	230	3955	573-1034	.554	2-8	.250	219-316	.693	356-918	1274	103	72	215	1367	5.5	0.4	5.9

NBA Playoff Statistics

YEAR TEAM	G	FIELD GOALS		3-POINT		FREE THROWS		REBOUNDS			- AVERAGES -						
		MIN	FGM-FGA	PCT	FGM-FGA	PCT	FTM-FTA	PCT	OFF-DEF	TOT	AST	STL	BLK	PTS	RPG	APG	PPG
07-08 Orlando	8	48	5-6	.833	0-0	-	0-0	-	2-6	8	0	0	4	10	1.0	0.3	1.3
08-09 Orlando	24	271	34-52	.654	0-0	-	10-16	.625	18-58	76	3	9	15	78	3.2	0.2	3.3
09-10 Orlando	14	212	17-26	.654	0-0	-	8-11	.727	24-38	62	9	3	4	42	4.4	0.2	3.0
TOTALS	46	531	56-84	.667	0-0	-	18-27	.667	44-102	146	12	12	23	130	3.2	0.2	2.8


Career Highs

- POINTS - 25** (1/30/11 vs. New Orleans)
- REBOUNDS - 18** (2 times, last 3/10/11 vs. Denver)
- ASSISTS - 5** (12/31/10 vs. Detroit)
- BLOCKS - 5** (2 times, last 3/23/11 vs. Toronto)
- STEALS - 3** (2 times, last 3/10/11 vs. Denver)
- FGM - 10** (4/13/11 vs. San Antonio)

- FGA - 18** (3/6/11 at Oklahoma City)
- 3-PT FGM - 1** (2 times, last 1/28/11 vs. Boston)
- 3-PT FGA - 2** (4/10/11 at Dallas)
- FTM - 8** (2/13/11 vs. Sacramento)
- FTA - 8** (3 times, last 3/29/11 at Sacramento)
- MINUTES - 53** (3/22/11 at L.A. Lakers)

Grant Hill

#33



Forward 6-8 225 **Current NBA Season: 18**

Born: 10/5/72, Dallas, TX **College: Duke**

Acquired: Re-signed on Dec. 11, 2011

Status: Signed through 2011-12

2010-11

In his 17th NBA season and fourth in Phoenix, had one of the best statistical seasons for a player 38 years or older in NBA history... Averaged 13.2 points, 4.2 rebounds, 2.5 assists and 30.1 minutes in 80 games (80 starts)... Became the seventh player in NBA history to average 13 or more points at the age of 38 or older, joining Kareem Abdul-Jabbar (1985-86, 1986-87, 1987-88), Robert Parish (1991-92), Michael Jordan (2001-02, 2002-03), Karl Malone (2001-02, 2002-03), John Stockton (2001-02) and Reggie Miller (2004-05)... Highest scoring average since joining Phoenix (pre. 13.1, 2007-08), and highest for a player his age since Reggie Miller in 2004-05... Winner of the 2010-11 Dan Majerle Hustle Award, the first two-time winner in the award's nine-year history (2008)... Including 80 games in 2010-11, has appeared in 313 of 328 possible games (.954) since joining the Suns, a higher percentage of games than while with Detroit in first six NBA seasons (.435 of 460, .946)... 313 games is his most in a four-year span in his career (prev. 311, 1994-98)... Team's best defender and one of the league's best, finished seventh in Defensive Player of the Year voting, one of only six players to receive a first-place vote... Guarded some of the league's best at all five positions, including Kobe Bryant, Kevin Durant, LeBron James, Chris Paul, Deron Williams and Blake Griffin... Among the team's most clutch performers, made game-tying three-pointers in the closing seconds to force overtime on Feb. 27 at Indiana and March 22 at L.A. Lakers... 56 double-digit scoring games (26-30), his most since joining the Suns (prev. 52, 2008-09), and most overall since 2004-05 (64)... That number included 13 20-point games (8-5) and two 30-point games (2-0)... Multiple 30-point games in a single season for first time since 2004-05... Feb. 27 at Indiana, scored a season-high 34 points, his most in a single game since Feb. 27, 2005, and the highest scoring output for a player his age since Reggie Miller on April 10, 2005... Dec. 19 at Oklahoma City, recorded his first 30-point, 10-rebound game since April 2, 2000, which came with Detroit, and first overall for a player 38 or older since Michael Jordan on Feb. 27, 2003... 13 20-point efforts matched his most in a single season as a Sun (2008-09) after posting five in 2009-10, and were the most by a player his age since Reggie Miller in 2004-05... 20 efforts of 18 or more points, his most since 2006-07 with Orlando (21)... Scored 20 or more points in a season-high three-straight games from Jan. 14-19, his longest streak since March 28-April 1, 2007... Scored in double figures in nine-straight games from Nov. 15-Dec. 2, his longest such streak since Nov. 30-Dec. 17, 2007... Made eight or more field goals in a game 14 times, something he did seven times overall in 2009-10... When playing on the second night of a back-to-back, averaged 12.3 points on 50.7 percent shooting after averaging 9.5 points on 44.4 percent shooting in those situations a season before... Missed two games due to a mild knee sprain (Jan. 11-12, 1-1 Suns record), the first time he had missed multiple games in a single season since 2007-08... Snapped a 70-game streak of consecutive games played and represented his first games missed overall since Jan. 26, 2010.

Pro Career

AWARDS AND RECOGNITION

Seven-time NBA All-Star (1995, 1996, 1997, 1998, 2000, 2001 and 2005) but did not play in the 2001 game due to injury... Named to an All-NBA Team five times, including First Team once (1996-97) and All-NBA Second Team four times (1995-96, 1997-98, 1998-99, 1999-00)... Winner of the NBA's Sportsmanship Award (Joe Dumars trophy) a league-record three times in 2004-05, 2007-08 and 2009-10... Only player in NBA history to win the award even twice, first player in Suns history to win it overall... Winner of the Dan Majerle Hustle Award in 2007-08 and 2010-11, the first two-time winner in the award's history... Member of the 1996 United States Olympic Men's Basketball Team, where he helped "Dream Team III" capture the gold medal in Atlanta... Also named to the 2000 U.S. Olympic Team, but did not participate due to injury... Named to the NBA's All-Interview First Team in 1996-97 and 1999-00, and named to the All-Interview Second Team in 1994-95, 1995-96, 1997-98 and 1998-99... Earned NBA Player of the Week honors six times (March 18, 1996; January 20, 1997; April 7, 1997; May 2, 1999; January 9, 2000 and November 21, 2004) and NBA Player of the Month once (January 1997)... Originally selected with the third overall pick by the Pistons in the 1994 NBA Draft and shared NBA Rookie of the Year honors with Jason Kidd in 1994-95... Named to the All-Rookie team... Became the first rookie ever to lead an NBA All-Star fan balloting in 1994-95 with 1,289,585 votes.

CAREER NOTES

The 17-year NBA veteran owns career averages of 17.5 points, 6.3 rebounds, 4.3 assists, 1.3 steals and 34.8 minutes in 948 games (926 starts) with the Detroit Pistons, Orlando Magic and Phoenix Suns... Originally signed with the Suns on July 11, 2007 and has averaged 12.4 points, 4.9 rebounds and 2.5 assists in 30.4 minutes in 313 games (297 starts) as a member of the Suns... Re-signed with the Suns on July 15, 2009... For the first time in his career, played in all 82 games in 2008-09, the first player over the age of 36 to do so since Cliff Robinson in 2003-04... Has played 2000 minutes in five-straight seasons for the first time in his career (prev. four-straight, 1994-98)... Including 2008-09 and 2009-10, became the 11th player in NBA history to play in 80 or more games in multiple seasons after the age of 36... Including all 82 games in 2008-09 and the first 46 of 2009-10, played in 128 consecutive games, the second-longest streak of his career... It trailed only a career-best 161-game streak more than 10 years earlier from Nov. 18, 1997-Jan. 22, 2000... Due to a bruised heel, 128-game streak ended on Jan. 26, 2010, which would wind up as the only game missed by Hill in 2009-10... Joined the Suns with 65 three-pointers made in 12 career seasons and a 25.1-percent career three-point efficiency (65-of-259) and has made 137 three-pointers at a 36.6-percent clip (137/374) with Phoenix... Has shot 80 percent or better from the free-throw line in all four seasons in Phoenix, something he did three times in 12 previous career seasons... After averaging 21.6 points, 7.6 rebounds, 6.3 assists and 39.1 minutes in 435 games in his first six seasons (1994-2000) with Detroit, Hill was traded to Orlando in exchange for Chucky Atkins and Ben Wallace in a sign-and-trade deal on August, 3, 2000... In final season with Detroit in 1999-2000, averaged career-high and team-best 25.8 points, 6.6 rebounds, team-high 5.2 assists and 1.39 steals in 37.5 minutes in 74 games... In seven injury-plagued seasons (2000-07) with the Magic, Hill averaged 16.4 points, 5.0 rebounds, 3.1 assists and 32.2 minutes in 200 games... Missed 61 games in 2005-06 due to sports hernia, strained groin and lower abdominal strain injuries... Spent the entire 2003-04 regular season on the injured list due to left ankle rehabilitation... Missed 53 games due to sore left ankle in 2002-03 and underwent surgery on March 18, 2003... Procedure involved addressing the ankle fracture site, while also re-aligning the ankle by re-shaping the heel... Missed 68 games in 2001-02 season after undergoing season-ending surgery on his left ankle on Dec. 19, 2001... Played in only four games in first season with Orlando in 2000-01 and had season-ending surgery to repair a broken medial malleolus (inside bone of left ankle) on Jan. 3, 2001... Established a Magic record with a perfect 17-of-17 effort from the free throw line at Minnesota on Nov. 1, 2003...

In 1998-99, joined Elgin Baylor and Wilt Chamberlain as the only players in NBA history to have led their team in scoring, rebounding and assists in at least three seasons... One of only 15 players in league history to lead his team in those three categories in a single season overall... Ranks third among active players with 29 career triple-doubles behind only Jason Kidd and LeBron James, and is one of only two active players to record three consecutive triple-doubles (Jason Kidd) after doing so from April 11-14, 1997... Led the league in triple-doubles in back-to-back seasons with 13 in 1996-97, including six in the final 11 games of the season, and an NBA-best 10 in 1995-96... Scored a career-high 46 points vs. Washington on Feb. 8, 1999, including a Pistons-record 31 points in the first half.



Players

continued...

Grant Hill... continued

College

Played four seasons at Duke University, helping the Blue Devils win back-to-back NCAA Championships in 1991 and 1992... Duke appeared in three straight NCAA Championship games, won three ACC regular season championships and one ACC Tournament title with Hill... Averaged 14.9 points, 6.0 rebounds, and 3.6 assists in 129 career games with Duke... Named consensus First Team All-America and the ACC Player-of-the-Year following his senior season (1993-94), where he averaged 17.4 points, 6.9 rebounds and 5.2 assists... Earned Second Team All-America honors as a sophomore and junior and was a consensus Freshman All-American... Won the Henry Iba Award as the nation's best defensive player in 1992-93... Became the first player in ACC history to record 1,900 points, 700 rebounds, 400 assists, 200 steals and 100 blocked shots... The eighth player in school history to have his jersey (33) retired.

NBA Regular Season Statistics

YEAR	TEAM	G	FIELD GOALS				3-POINT		FREE THROWS		REBOUNDS				- AVERAGES -			
			MIN	FGM-FGA	PCT	FGM-FGA	PCT	FTM-FTA	PCT	OFF-DEF	TOT	AST	STL	BLK	PTS	RPG	APG	PPG
94-95	Detroit	70	2678	508-1064	.477	4-27	.148	374-511	.732	125-320	445	353	124	62	1394	6.4	5.0	19.9
95-96	Detroit	80	3260	564-1221	.462	5-26	.192	485-646	.751	127-656	783	548	100	48	1618	9.8	6.9	20.2
96-97	Detroit	80	3147	625-1259	.496	10-33	.303	450-633	.711	123-598	721	583	144	48	1710	9.0	7.3	21.4
97-98	Detroit	81	3294	615-1361	.452	3-21	.143	479-647	.740	93-530	623	551	143	53	1712	7.7	6.8	21.1
98-99	Detroit	50	1852	384-802	.479	0-14	.000	285-379	.752	65-290	355	300	80	27	1053	7.1	6.0	21.1
99-00	Detroit	74	2776	696-1422	.489	34-98	.347	480-604	.795	97-393	490	385	103	43	1906	6.6	5.2	25.8
00-01	Orlando	4	133	19-43	.442	1-1	1.000	16-26	.615	8-17	25	25	5	2	55	6.3	6.3	13.8
01-02	Orlando	14	512	83-195	.426	0-2	.000	69-80	.863	29-96	125	64	8	4	235	8.9	4.6	16.8
02-03	Orlando	29	843	151-307	.492	1-4	.250	118-144	.819	40-166	206	122	28	13	421	7.1	4.2	14.5
04-05	Orlando	67	2338	517-1015	.509	3-13	.231	280-341	.821	77-241	318	220	97	28	1317	4.7	3.3	19.7
05-06	Orlando	21	613	119-243	.490	2-8	.250	78-102	.765	15-65	80	48	24	6	318	3.8	2.3	15.1
06-07	Orlando	65	2009	342-660	.518	2-12	.167	248-324	.765	53-184	237	138	61	25	934	3.6	2.1	14.4
07-08	Phoenix	70	2222	358-712	.503	33-104	.317	170-196	.867	74-279	353	203	65	56	919	5.0	2.9	13.1
08-09	Phoenix	82	2445	390-745	.523	24-76	.316	181-224	.808	64-341	405	186	90	54	985	4.9	2.3	12.0
09-10	Phoenix	81	2430	336-703	.478	35-80	.438	205-251	.817	74-371	445	193	60	36	912	5.5	2.4	11.3
10-11	Phoenix	80	2409	399-825	.484	45-114	.395	213-257	.829	77-261	338	200	64	35	1056	4.2	2.5	13.2
TOTALS		948	32961	6106-12577	.485	202-633	.319	4131-5365	.770	1141-4808	5949	4119	1196	540	16545	6.3	4.3	17.5

NBA Playoff Statistics

YEAR	TEAM	G	FIELD GOALS				3-POINT		FREE THROWS		REBOUNDS				- AVERAGES -			
			MIN	FGM-FGA	PCT	FGM-FGA	PCT	FTM-FTA	PCT	OFF-DEF	TOT	AST	STL	BLK	PTS	RPG	APG	PPG
95-96	Detroit	3	115	22-39	.564	1-2	.500	12-14	.857	4-18	22	11	3	0	57	7.3	3.7	19.0
96-97	Detroit	5	203	45-103	.437	0-0	—	28-39	.718	13-21	34	27	4	5	118	6.8	5.4	23.6
98-99	Detroit	5	176	42-92	.457	0-1	.000	13-16	.813	7-29	36	37	10	2	97	7.2	7.4	19.4
99-00	Detroit	2	55	6-16	.375	1-2	.500	9-10	.900	0-11	11	9	1	0	22	5.5	4.5	11.0
06-07	Orlando	4	143	19-38	.500	0-0	—	22-33	.667	2-20	22	15	2	1	60	5.5	3.8	15.0
07-08	Phoenix	3	68	5-11	.455	0-0	—	1-1	1.000	3-13	16	3	2	1	11	5.3	1.0	3.7
09-10	Phoenix	16	451	59-123	.480	3-16	.188	33-38	.868	12-81	93	36	13	10	154	5.8	2.3	9.6
TOTALS		38	1211	198-422	.469	5-21	.238	118-151	.781	41-193	234	138	35	10	154	6.2	3.6	13.7

NBA All-Star Game Statistics

YEAR	TEAM	G	FIELD GOALS				3-POINT		FREE THROWS		REBOUNDS				- AVERAGES -			
			MIN	FGM-FGA	PCT	FGM-FGA	PCT	FTM-FTA	PCT	OFF-DEF	TOT	AST	STL	BLK	PTS	RPG	APG	PPG
94-95	Detroit	1	20	5-8	.625	0-0	—	0-4	.000	0-0	0	3	2	0	10	0.0	3.0	10.0
95-96	Detroit	1	26	6-10	.600	0-0	—	2-2	1.000	1-2	3	2	1	0	14	3.0	2.0	14.0
96-97	Detroit	1	22	4-7	.571	0-0	—	3-4	.750	2-1	3	2	1	1	11	3.0	2.0	11.0
97-98	Detroit	1	28	7-11	.636	1-1	1.000	0-0	—	0-3	3	5	1	0	15	3.0	5.0	15.0
99-00	Detroit	1	19	3-7	.429	0-1	.000	1-1	1.000	0-3	3	5	1	0	7	3.0	5.0	7.0
00-01	Orlando	DNP - Injury																
04-05	Orlando	1	18	3-6	.500	0-0	—	0-0	—	1-2	3	2	1	0	6	3.0	2.0	6.0
TOTALS		6	133	28-49	.571	1-2	.500	6-11	.545	4-11	15	19	7	1	63	2.5	3.2	10.5

Career Highs

- POINTS - 46** (2/8/99, Detroit vs. Washington)
- REBOUNDS - 18** (2 times, 4/1/97, Detroit at Dallas; 2/16/97, Detroit at Toronto)
- ASSISTS - 14** (2 times, 11/9/97, Detroit at Vancouver, 1/18/97, Detroit at L.A. Lakers)
- BLOCKS - 4** (3 times, last 11/5/08 at Indiana)
- STEALS - 6** (5 times, last 12/30/08 at Memphis)

- FGM - 17** (1/3/00, Detroit at Orlando)
- FGA - 35** (11/2/99, Detroit at Miami)
- 3-PT FGM - 4** (2/27/11 at Indiana)
- 3-PT FGA - 8** (11/10/07, Orlando at Orlando)
- FTM - 18** (2/8/99, Detroit vs. Washington)
- FTA - 22** (2/8/99, Detroit vs. Washington)
- MINUTES - 55** (12/3/97, Detroit vs. Phoenix)

Personal

Full name is Grant Henry Hill... He and wife, Tamia, have two daughters, Myla Grace (9) and Lael Rose Hill (4)... Tamia is a four-time Grammy-nominated recording artist... Is the only child of Calvin and Janet Hill... Father was a four-time Pro Bowl running back with three NFL teams (Dallas Cowboys, Washington Redskins, Cleveland Browns) from 1969-74 and 1976-81, and is currently a consultant with the Cowboys... Father was a fraternity brother of former President George W. Bush at Yale... Mother is a graduate of Wellesley College (Mass.), where she shared a suite with Hillary Rodham Clinton, and currently runs a consulting firm along with Calvin in the Washington D.C. area... Hill and his mother actively campaigned for Barack Obama during the 2008 presidential campaign... First active player ever elected to Naismith Memorial Basketball Hall of Fame Board of Governors began a three-year term in 2011... In conjunction with the NBA, GLSEN and Ad Council, appeared in a 2011 public service announcement along with teammate Jared Dudley for the "Think B4 You Speak" campaign, an award-winning program which aims to address the use of anti-gay language by teens... Member of President Obama's Council on Fitness, Sports and Nutrition, which also supports First Lady Michelle Obama's Let's Move! initiative... Spokesman for the league's NBA Fit program... Joined forces with professional athletes like the Celtics' Paul Pierce and softball player Jennie Finch in support of the 'nPLAY Foundation, whose goal is to combat childhood obesity by raising funds for physical education and activity programs in low-income areas most affected by the epidemic... During the 2011 offseason, joined alma mater Duke University in the men's basketball team's exhibition trip through China, which also included alums Nolan Smith and Kyrie Irving... In the summer of 2010, was among a host of present and past basketball pros who played a pick-up game at the White House with President Obama... Serves as national spokesman for the Vaccines for Teens program, launched in 2009 as a collaboration between the NBA, WNBA, Society for Adolescent Medicine and sanofi pasteur, and designed to educate teens and their parents about the importance of vaccination against life-threatening diseases... In 2008, co-founded new coalition Stop MRSA Now dedicated to raising awareness and reducing the spread of MRSA (methicillin-resistant *Staphylococcus aureus*), a potentially life-threatening antibiotic resistant Staph infection that is becoming increasingly common in locker rooms, gyms and schools and affects more than 90,000 Americans every year... Made multiple appearances on "The Oprah Winfrey Show" to discuss the dangers of MRSA and, along with Tamia, in an episode titled "The Greatest Love Story We've Ever Told"... Subject of NBA TV's "24 Hours With" documentary, which followed him on and off the court for a full day... He and his mother played in the NBA Family Feud TV show during players vs. moms week, which aired in November 2007... In 2000 and 2001, named among professional athletes as "Good Guys in Sports" by *The Sporting News*, recognizing athletes for outstanding character and exemplary civic responsibility... Served as vice-chairman of the 1999 Special Olympics World Games held in North Carolina... Childhood idols included Arthur Ashe and Julius Erving... He and his wife donated \$1 million to Duke University and \$50,000 to benefit Child Abuse Prevention... Hill and his wife accompanied the Magic staff to Baton Rouge on a Hurricane Katrina relief effort where the Magic visited shelters and delivered 12,000 pounds of supplies on its team plane... Sponsored a two-year, seven-city art exhibit named "Something All Our Own: The Grant Hill Collection"... Member of the board for the Orlando Museum of Art... College major was history... As a kid, used to wrap himself in tape and ice to be like his father.



Robin Lopez

#15



Center **7-0** **255** **Current NBA Season: 4**
Born: 4/1/88, Fresno, CA **College: Stanford**
Acquired: Selected with the 15th pick (first round) of the 2008 NBA Draft
Status: Signed through 2011-12

2010-11

In his third NBA season, all with the Suns, appeared in a career-high 67 games and made a career-high 56 starts, averaging 6.4 points, 3.2 rebounds and 14.8 minutes while shooting 50.1 percent from the field and a career-high 74.0 percent from the free-throw line... His total minutes played (991), points scored (432) and field goals made (179) were all career bests... Has now shot 50 percent or better from the field in all three of his NBA seasons... Suns were 30-26 (.536) in games started by Lopez... Has averaged 7.3 points and 3.9 rebounds in 118 games the last two seasons (2009-11) after averaging 3.2 points and 2.0 rebounds in 60 games as a rookie (2008-09)... Finished as the team's fifth-leading rebounder... Tallied two double-doubles and two double-digit rebounding games overall... Grabbed a career-high 14 rebounds on Oct. 29 vs. LA Lakers... Registered 18 double-digit scoring efforts overall, the second-highest single-season total of his career (21, 2009-10)... Scored in double figures in a season-high three-straight games from Dec. 19-23 and also from Jan. 12-17... Nov. 14, suffered a sprained MCL and PCL in his left knee and missed 14 games (6-8)... Before the season started, Phoenix exercised the fourth-year option on his contract for the 2011-12 season (Oct. 21).

Pro Career

Third-year player originally selected by the Suns with the 15th overall pick in the first round of the 2008 NBA Draft, owns career averages of 5.9 points, 3.3 rebounds and 14.6 minutes in 178 games (94 starts)... Scored a career-high 30 points vs. LA Clippers Feb. 26, 2010, one of two career scoring efforts of 20 or more points (other: Jan. 20, 2010)... That game was Lopez's first career 20-point, 10-rebound game and first 30-point, 10-rebound outing... Owns six career double-doubles... Now owns seven career double-digit rebound efforts... In his second NBA season in 2009-10, blossomed after becoming the club's starting center midway through the season nearly doubling his averages from his rookie campaign, posting a career-high 8.4 points, career-high 4.9 rebounds, career-high 1.0 blocks and a career-best 19.3 minutes in 51 games (31 starts)... Inserted into the starting lineup on Jan. 18, 2010, at Memphis and subsequently averaged 11.3 points, 6.3 rebounds and 1.1 blocks in 24.5 minutes in 31 games... The Suns compiled a 22-9 (.710) record in his starts in 2009-10... Scored in double figures in 19

NBA Regular Season Statistics

YEAR	TEAM	G	MIN	FIELD GOALS		3-POINT		FREE THROWS		REBOUNDS			- AVERAGES -					
				FGM-FGA	PCT	FGM-FGA	PCT	FTM-FTA	PCT	OFF-DEF	TOT	AST	STL	BLK	PTS	RPG	APG	PPG
08-09	Phoenix	60	614	71-137	.518	0-1	.000	47-68	.691	52-66	118	8	11	41	189	2.0	0.1	3.2
09-10	Phoenix	51	986	171-291	.588	0-0	-	88-125	.704	104-144	248	7	10	53	430	4.9	0.1	8.4
10-11	Phoenix	67	991	179-357	.501	0-0	-	74-100	.740	82-134	216	8	18	45	432	3.3	0.1	5.9
TOTALS		178	2591	421-785	.536	0-1	.000	209-293	.713	238-344	582	23	39	139	1051	3.3	0.1	5.9

NBA Playoff Statistics

YEAR	TEAM	G	MIN	FIELD GOALS		3-POINT		FREE THROWS		REBOUNDS			- AVERAGES -					
				FGM-FGA	PCT	FGM-FGA	PCT	FTM-FTA	PCT	OFF-DEF	TOT	AST	STL	BLK	PTS	RPG	APG	PPG
09-10	Phoenix	6	103	19-35	.543	0-0	-	9-9	1.000	12-12	24	0	2	1	47	4.0	0.0	7.8

Career Highs

POINTS - 30 (2/26/10 vs. L.A. Clippers)

REBOUNDS - 14 (10/29/10 vs. L.A. Lakers)

ASSISTS - 2 (2/27/11 at Indiana)

BLOCKS - 6 (1/15/10 at Atlanta)

STEALS - 2 (5 times, last 2/27/11 at Indiana)

FGM - 13 (2/26/10 vs. L.A. Clippers)

FGA - 18 (10/29/10 vs. L.A. Lakers)

3-PT FGM - NONE

3-PT FGA - 1 (4/3/09 vs. Sacramento)

FTM - 8 (1/23/10 vs. Golden State)

FTA - 9 (2/16/10 at Memphis)

MINUTES - 37 (2/26/10 vs. L.A. Clippers)

of 31 starts after entering the season with three double-digit scoring efforts as a rookie... Scored in double figures in four-straight games three different times (Jan. 15-20, Jan. 31-Feb. 5, Feb. 16-Feb. 21) after entering the season with three career double-digit scoring efforts... 2009-10 season was book-ended with injuries... After a strong training camp, suffered a broken fifth metatarsal in his left foot in the team's camp-ending intrasquad scrimmage and underwent surgery that made him inactive for the season's first 15 games, and then missed the season's final 10 games due to a back injury... Recorded his first career start on Nov. 7, 2008, at Chicago in place of an injured Shaquille O'Neal and in that game, notched his first career double-digit scoring effort with 14 points... Represented the Suns in the 2008 NBA Summer League in Las Vegas where he averaged 14.0 points and team-highs of 7.8 rebounds and 1.8 blocks in four appearances... His summer league was cut short after being selected to the USA Basketball Men's Select Team, which helped the Men's Senior National Team train for the 2008 Summer Olympics in Beijing... Was one of just three rookies (Minnesota's Kevin Love, Portland's Jerryd Bayless) named to the team... Member of the Suns' 2009 Las Vegas Summer League squad where he averaged 11.8 points (3rd-team), 6.6 rebounds (2nd-team) and 2.0 blocks (1st-team) in five games (all starts), including 24 points and 16 rebounds in the club's first game on July 13 against Dallas... Became the fifth Stanford Cardinal selected by the Suns in franchise history, joining Casey Jacobsen (2002), Kimberly Belton (1980), Mike Bratz (1977) and Claude Terry (1972), and the 16th early entry candidate selected by Phoenix in draft history.

College

Two-year collegiate standout at Stanford where he averaged 8.9 points, 5.6 rebounds and 2.33 blocked shots in 67 career games (61 starts)... As a sophomore, received Honorable Mention All-Pac-10 honors and was named to the Pac-10's All-Defensive Team... Finished his college career with the second-most career blocks in Stanford history (156) despite playing just two seasons... Recorded two of the three most prolific single-season block totals in school history with 83 blocks in 2007-08 (2nd-most all-time) and a freshman-record 73 blocks in 2006-07 (3rd-most)... In his second and final season with the Cardinal, averaged 10.2 points, 5.7 rebounds and 2.31 blocks, including 12.7 points, 6.0 rebounds and 2.67 blocks in three NCAA Tournament games... Registered 14 points and five blocked shots vs. Cornell in the first round of the 2008 NCAA Tournament and followed that up with an 18-point, nine-rebound, three-block performance vs. Marquette in the second round... As a freshman, averaged 7.5 points, 5.5 rebounds and a Pac-10-best 2.35 blocks.

Personal

A native of Fresno, Calif., is from a family rich with sports tradition... Mother, Deborah Ledford, was a collegiate swimmer at Stanford ranked second in the world in the 400 individual medley who tried out for the 1968 U.S. Olympic team... Has three brothers, Alexander, Christopher and Brook, and one sister, Ursula Richardson... Twin brother, Brook, who was a teammate at Stanford, was taken 10th overall in the 2008 NBA Draft by the New Jersey Nets... Brook is one minute older than Robin... Oldest brother, Alexander, who is 6-foot-10, played college basketball at Santa Clara and Washington while older brother Christopher, who is 6-foot-7, passed on college basketball scholarships to pursue a career as a movie producer... Film enthusiast who also enjoys comic books, drawing, writing, playing volleyball and swimming... After the NBA, would like to work as a designer for film or television.




Markieff #11 Morris

Forward **6-10** **245** **Current NBA Season: R**

Born: 9/2/89, Philadelphia, PA **College: Kansas**

Acquired: Selected with the 13th overall pick (first round) of the 2011 NBA Draft

Status: Signed through 2012-13; Team Options: 2013-14, 2014-15



Pro Career

Selected by the Suns with the 13th overall pick in the 2011 NBA Draft... 19th early entry candidate selected in franchise history... Second Jayhawk selected by Phoenix in the draft (Randy Carroll, 1980)... Twin brother Marcus was selected in the first round of the 2011 draft with the very next pick, 14th overall by the Houston Rockets... Joins teammate Robin Lopez (New Jersey's Brook Lopez) as a Sun with a brother playing in the NBA... The Morris and Lopez brothers are two of five sibling pairings currently active in the NBA, joining Jarron and Jason Collins, Marc and Pau Gasol, and Brandon and Kareem Rush (active as of the conclusion of the 2010-11 season).

College

Three-year performer at the University of Kansas named All-Big 12 Second Team, Honorable Mention AP All-American and Big 12 Championship All-Tournament Team as a junior in 2010-11... Improved scoring, rebounding and field goal percentage in all three collegiate seasons and finished with career averages of 8.5 points, 6.1 rebounds and 55.3-percent field goal shooting in 109 career games (44 starts)... Averaged career-highs of 13.6 points, 8.3 rebounds, and 58.9-percent shooting from the field as a junior... Led Big 12 in rebounds as a junior, and led the conference with 13 double-doubles, the ninth-best single-season total in school history... Tallied double-digit rebounds in a team-best and single-season career-high 15 games in 2010-11... Career 55.3-percent shooter connected on a career-high 58.9 percent as a junior, the top mark in the Big 12 and the 12th-best in the nation... Power forward shot 40.4 percent from three-point range for his career, including a 25-of-59 (.424) mark as a junior.

Personal

Born in Philadelphia, Penn... Son of Thomasine Morris... Has four brothers, Donte, Blake, David and twin brother Marcus... Marcus, a teammate at Kansas, was selected immediately after him in the 2011 NBA Draft (14th overall by the Houston Rockets)... Seven minutes older than Marcus and an inch taller... Third set of twins in NBA history each drafted in the first round, joining teammate Robin Lopez and brother Brook (2008), and Horace and Harvey Grant (1987)... While at Kansas, was tutored by former Sun Danny Manning, who was coached at Kansas by Suns Head Coach Alvin Gentry, a Jayhawk assistant in 1988 when Manning led the Jayhawks to a national title... Played football through 10th grade but switched to basketball after his mom told him he was too tall for football... Played wide receiver growing up, emulating Michael Irvin and Jerry Rice... Grew up a fan of Irvin and the Dallas Cowboys, was frequently at odds with brother Marcus, who is a supporter of the hometown Philadelphia Eagles... Modeled his basketball game after Rasheed Wallace... Majored in American studies... As a high school junior and senior, won state titles with Philadelphia Prep Charter in 2006 and 2007... Named his team's best defender three-straight years (2005-2007) and best rebounder in consecutive seasons (2005-2006)... Both he and Marcus have the words "Family Over Everything" tattooed on their left biceps and include "FOE" at the end of most Tweets... @KansasTwin21.

College Career Statistics

YEAR	G	GS	FIELD GOALS		3-POINT		FREE THROWS		REB	AST	STL	BLK	PTS	PPG
			FGM-FGA	PCT	FGM-FGA	PCT	FTM-FTA	PCT						
2008-09	35	7	60-134	.448	3-16	.188	39-60	.650	155	34	14	25	162	4.6
2009-10	36	2	86-152	.566	10-19	.526	61-98	.622	191	39	16	35	243	6.8
2010-11	38	35	195-331	.589	25-59	.424	103-153	.673	316	53	30	43	518	13.6
TOTALS	109	44	341-617	.553	38-94	.404	203-311	.653	662	126	60	103	923	8.5

Players

Steve Nash

#13



Guard 6-3 178 Current NBA Season: 16

Born: 2/7/74, Johannesburg, South Africa College: Santa Clara

Acquired: Signed as free agent July 14, 2004
Signed extension July 27, 2009

Status: Signed through 2011-12

2010-11

In his 15th NBA campaign and seventh since returning to Phoenix (ninth overall as a Sun), averaged 14.7 points, an NBA-best 11.4 assists and 3.5 rebounds in 33.3 minutes in 75 games... **HISTORICAL ASSIST NOTES:** Became only the third player in NBA history to lead the league in assist average in five different seasons (2004-05, 2005-06, 2006-07, 2009-10), joining John Stockton (9) and Jason Kidd (5)... Tied Mark Jackson (1996-97) for the highest assist average in NBA history by a player without an All-Star teammate, and is one of only four players in league history overall to average 11 or more without one (Tiny Archibald, 1972-73; Norm Nixon, 1983-84)... Averaged 11 or more assists for the fifth time in his career, franchise-record fifth time as a Sun... Only one other player in league history has averaged 11 assists after the age of 33 (John Stockton in 1995-96) and Nash has now done so three times (2007-08, 2009-10)... The 11.4-assist average was his highest since 2006-07... No player in NBA history had recorded 800 assists in a single season at age 35 or older, but Nash has now done so in two-straight seasons (855)... Overall it was his sixth career 800-assist season, all with Phoenix, adding to his franchise record (Kevin Johnson-3)... Averaged double-digit assists for sixth time in his career, all six of which have come at the age of 30 or older, a new NBA record; John Stockton did so five times, Magic Johnson twice, Guy Rodgers twice, four players once... Led the NBA in assist average in the months of January (12.1), February (12.7, his highest in a single month since Dec. 2007) and March (11.2)... Feb. 25 became the seventh player in league history to reach 9,000 career assists and finished the season sixth on the NBA's all-time list after passing Gary Payton (Feb. 15) and Isiah Thomas (March 6)... Feb. 7 became just the 11th player in league history, second Sun, to record 6,000 assists or more with a single team, joining Bob Cousy, John Havlicek, Isiah Thomas, Magic Johnson, Jerry West, Gary Payton, Maurice Cheeks, Oscar Robertson, John Stockton and Kevin Johnson... The Suns, Celtics and Lakers are the only NBA franchises with multiple players with 6,000 or more assists... **FREE THROW SHOOTING:** NBA's all-time leader in career free-throw percentage (2804-of-3102, .903933), ahead of former leader Mark Price (2135-of-2362, .903895)... Originally moved into first place on Jan. 12, and after swapping places with Price multiple times throughout the season, reclaimed the top spot in the season finale April 13 vs. San Antonio... Shot better than 90 percent from the free throw line (91.2, 3rd-NBA) for the seventh time, something only three other players have done in NBA history (Ray Allen-8, Reggie Miller-8, Rick Barry-7)... Made 48-straight free throws, six shy of a single-season career high and nine shy of a single-season franchise record, from Dec. 15-Jan. 12... **20-ASSIST GAMES:** Set a franchise record with his eighth career 20-assist game, all as a Sun, on March 22 at L.A. Lakers, surpassing Kevin Johnson's previous record of seven... Joined Magic Johnson (9), John Stockton (9) and Oscar Robertson (6) as the only players in league history with a 20-assist game in six different seasons... Became the oldest player in league history to record a 20-assist game (37 years, 43 days); previous record held by Lenny Wilkens (36 years, 30 days)... Led all NBA players with 51 double-digit assist efforts (32-19)... **SEASON ASSIST NOTES:** Led all NBA guards with 41 double-doubles (26-15)... Led all NBA players with 20 efforts of 15 or more assists (11-9), and four efforts of 18 or more assists led the league... Recorded eight 20-point, 15-assist games, as many as the rest of the NBA combined (Jose Calderon-3, Chris Paul-2, Deron Williams-2, Derrick Rose-1)... Had a total of eight 20-15 games in 2008-09 and 2009-10 combined... **THREE-POINT SHOOTING:** Nov. 28 became the 13th player in NBA history with 1,500 three-pointers made and finished the season 10th on the NBA's all-time list (1,564)... Four three-pointers shy of becoming the 10th player in NBA history and first Sun to make 1,000 three pointers with a single franchise... Already the franchise leader in three-pointers made (996), now owns a franchise-record 2,276 three-point attempts as a Sun after passing former all-time leader Dan Majerle on Feb. 7... **FRANCHISE LISTS:** Finished the season fifth on the franchise's all-time list of games played (682) after passing Alvin Scott (Dec. 10) and Shawn Marion (Feb. 25) and is now just one game behind Kevin Johnson (683)... **SCORING:** Team's second-leading scorer (14.7), recorded 20 or more points 18 times (10-8)... Nov. 22 became the 16th active NBA player with 15,000 career points... **NOTABLE PERFORMANCES:** Since the ABA-NBA merger in 1976-77, the league has seen five efforts of 17 or more assist in a game in which that player did not miss a field goal attempt and two of those five performances belong to Nash, including the most recent on Dec. 5 (8-8 FG, 1-1 3FG, 3-3 FT, 17 assists)... Nash, John Stockton (Feb. 5, 1994), Mark Jackson (March 18, 1987) and Magic Johnson (Nov. 15, 1983) are the only players who have done so, only Nash has done so twice... Dec. 5 and Jan. 2 made eight field goals without a miss, the most in a single game in his career... Owns seven career games of 15 or more assists without a turnover, including one in 2010-11 on Dec. 26 at L.A. Clippers... Since 1985-86, John Stockton (14) is the only NBA player who owns more such games... **GAMES MISSED:** Missed seven games: Nov. 18-20 (groin strain), March 13-14 (pelvic instability), April 1-3 (illness), April 8 (right hamstring), and the Suns were 1-6 in those games.

continued...

Steve Nash... continued

Pro Career

AWARDS AND RECOGNITION

Two-time NBA MVP (2004-05, 2005-06)... Seven-time NBA All-Star, two-time starter... Two-time All-Star with Dallas (2002 as reserve in Philadelphia, 2003 as reserve in Atlanta), and five-time All-Star with Phoenix (2005 as reserve in Denver, 2006 as starter in Houston, 2007 as reserve in Las Vegas, 2008 as reserve in New Orleans, 2010 as starter in Dallas)... Three-time All-NBA First Team selection, all with Phoenix (2005, 2006, 2007), Second Team selection in 2008, Third Team selection in 2002 and 2003 with Dallas... Named to the 2003-04 NBA All-Interview First Team... Three-time NBA Western Conference Player of the Month, two with Phoenix (November 2004, January 2007) and one with Dallas (November 2002)... Eight-time NBA Western Conference Player of the Week, seven with

NBA Regular Season Statistics

YEAR TEAM	G	FIELD GOALS			3-POINT			FREE THROWS		REBOUNDS			- AVERAGES -				
		MIN	FGM-FGA	PCT	FGM-FGA	PCT	FTM-FTA	PCT	OFF-DEF	TOT	AST	STL	BLK	PTS	RPG	APG	PPG
96-97 Phoenix	65	684	74-175	.423	23-55	.418	42-51	.824	16-47	63	138	20	0	213	1.0	2.1	3.3
97-98 Phoenix	76	1664	268-584	.459	81-195	.415	74-86	.860	32-128	160	262	63	4	691	2.1	3.4	9.1
98-99 Dallas	40	1269	114-314	.363	49-131	.374	38-46	.826	32-82	114	219	37	2	315	2.9	5.5	7.9
99-00 Dallas	56	1532	173-363	.477	60-149	.403	75-85	.882	34-87	121	272	37	3	481	2.2	4.9	8.6
00-01 Dallas	70	2387	386-792	.487	89-219	.406	231-258	.895	46-177	223	509	72	5	1092	3.2	7.3	15.6
01-02 Dallas	82	2837	525-1088	.483	156-343	.455	260-293	.887	50-204	254	634	53	4	1466	3.1	7.7	17.9
02-03 Dallas	82	2711	518-1114	.465	111-269	.413	308-339	.909	63-171	234	598	85	6	1455	2.9	7.3	17.7
03-04 Dallas	78	2612	397-845	.470	104-257	.405	230-251	.916	59-173	232	687	67	8	1128	3.0	8.8	14.5
04-05 Phoenix	75	2573	430-857	.502	94-218	.431	211-238	.887	57-192	249	861	74	6	1165	3.3	11.5	15.5
05-06 Phoenix	79	2796	541-1056	.512	150-342	.439	257-279	.921	47-286	333	826	61	12	1489	4.2	10.5	18.8
06-07 Phoenix	76	2682	517-971	.532	156-343	.455	222-247	.899	30-239	269	884	57	6	1412	3.5	11.6	18.6
07-08 Phoenix	81	2780	485-962	.504	179-381	.470	222-245	.906	28-254	282	898	53	5	1371	3.5	11.1	16.9
08-09 Phoenix	74	2484	428-851	.503	108-246	.439	196-210	.933	19-204	223	717	55	10	1160	3.0	9.7	15.7
09-10 Phoenix	81	2660	499-985	.507	124-291	.426	211-225	.938	34-234	268	892	42	12	1333	3.3	11.0	16.5
10-11 Phoenix	75	2497	399-811	.492	81-205	.395	227-249	.912	40-220	260	855	48	4	1106	3.5	11.4	14.7
TOTALS	1090	34169	5454-11768	.489	1565-3644	.429	2804-3102	.904	587-2698	3285	9252	824	87	15877	3.0	8.5	14.6

NBA Playoff Statistics

YEAR TEAM	G	MIN	FIELD GOALS			3-POINT			FREE THROWS		REBOUNDS			- AVERAGES -			
			FGM-FGA	PCT	FGM-FGA	PCT	FTM-FTA	PCT	OFF-DEF	TOT	AST	STL	BLK	PTS	RPG	APG	PPG
96-97 Phoenix	4	15	2-9	.222	1-4	.250	0-0	—	1-0	1	1	1	1	5	0.3	0.3	1.3
97-98 Phoenix	4	51	8-18	.444	1-5	.200	5-8	.625	2-8	10	7	2	0	22	2.5	1.8	5.5
00-01 Dallas	10	370	45-108	.417	16-39	.410	30-34	.882	6-26	32	64	6	1	136	3.2	6.4	13.6
01-02 Dallas	8	323	51-118	.432	20-45	.444	34-35	.971	7-25	32	70	4	0	156	4.0	8.8	19.5
02-03 Dallas	20	729	115-257	.447	37-76	.487	55-63	.873	15-55	70	145	17	1	322	3.5	7.3	16.1
03-04 Dallas	5	197	27-70	.386	6-16	.375	8-9	.889	6-20	26	45	4	0	68	5.2	9.0	13.6
04-05 Phoenix	15	610	140-269	.520	21-54	.389	57-62	.919	9-63	72	170	14	3	358	4.8	11.3	23.9
05-06 Phoenix	20	798	146-291	.502	32-87	.368	83-91	.912	9-64	73	204	8	5	407	3.7	10.2	20.4
06-07 Phoenix	11	413	74-160	.463	19-39	.487	41-46	.891	4-31	35	146	4	1	208	3.2	13.3	18.9
07-08 Phoenix	5	183	32-70	.457	6-20	.300	11-12	.917	1-13	14	39	2	1	81	2.8	7.8	16.2
09-10 Phoenix	16	539	99-191	.518	19-50	.380	67-75	.893	6-46	52	161	4	1	284	3.3	10.1	17.8
TOTALS	118	4227	739-1561	.473	178-435	.409	391-435	.899	66-351	417	1052	66	14	2047	3.5	8.9	17.3

NBA All-Star Game Statistics

YEAR TEAM	G	MIN	FIELD GOALS			3-POINT			FREE THROWS		REBOUNDS			- AVERAGES -			
			FGM-FGA	PCT	FGM-FGA	PCT	FTM-FTA	PCT	OFF-DEF	TOT	AST	STL	BLK	PTS	RPG	APG	PPG
01-02 Dallas	1	24	3-9	.333	2-4	.500	0-0	—	2-1	3	9	1	0	8	3.0	9.0	8.0
02-03 Dallas	1	16	1-3	.333	0-2	.000	0-1	.000	2-3	5	3	1	0	2	5.0	3.0	2.0
04-05 Phoenix	1	17	1-2	.500	0-1	.000	0-0	—	0-0	0	6	0	0	2	0.0	6.0	2.0
05-06 Phoenix	1	28	1-2	.500	0-0	—	0-0	—	1-4	5	6	1	0	2	5.0	6.0	2.0
06-07 Phoenix	DNP-Injury																
07-08 Phoenix	1	20	4-8	.500	0-1	.000	0-0	—	0-0	0	6	0	1	8	0.0	6.0	8.0
09-10 Phoenix	1	20	2-4	.500	0-0	—	0-0	—	1-0	1	13	0	0	4	1.0	13.0	4.0
TOTALS	6	125	12-28	.429	2-8	.250	0-1	.000	6-8	14	43	3	1	26	2.3	7.2	4.3

Career Highlights

POINTS – 42 (2 times, 12/22/06 vs. Wash., 12/7/06 at NJ)

REBOUNDS – 13 (3/30/05 vs. Philadelphia)

ASSISTS – 22 (1/2/06 at New York)

BLOCKS – 2 (5 times, last 2/3/10 at Denver)

STEALS – 5 (12/18/00, Dallas at Boston)

FGM – 16 (12/7/06 at New Jersey)

FGA – 27 (3/6/09 at Houston)

3-PT FGM – 8 (3/31/08 vs. Denver)


3-PT FGA – 15 (12/22/06 vs. Washington)

FTM – 13 (2 times; 12/11/01, Dall. vs. Port., 1/5/10 at Sac.)

FTA – 16 (12/11/01, Dallas vs. Portland)

MINUTES – 55 (1/2/06 at New York)

the Suns (Dec. 16, 2001; Dec. 26, 2004; Feb. 13, 2005; Nov. 28, 2005; Jan. 8, 2006; Dec. 10, 2006; Jan. 21, 2007; Jan. 28, 2007)... For his success on the court and his many humanitarian efforts, was named to the Order of Canada in Dec. 2007, his home nation's highest civilian honor... Recipient of the 2007 J. Walter Kennedy Citizenship Award presented annually by the Professional Writer's Association... Received the Naismith Foundation Sportsmanship Award, presented by the family of hoops inventor Dr. James Naismith (2006)... Two-time winner of the Lionel Conacher Award as the Canadian Press' male athlete of the year (2005, 2002)... Unanimous winner of the Lou Marsh Award, the prize given to Canada's top athlete (2005)... Winner of the 2011 International Award given by the St. Boniface Hospital Foundation of Winnipeg, an honor previously won by Mother Theresa and former President Jimmy Carter... Named one of Time Magazine's 100 most influential people (2006)... Nash and his foundation received the 2008 Steve Patterson Award for Excellence in Sports Philanthropy... Honored with his own Wheaties box, the first Suns player and third Canadian (joining Wayne Gretzky and Mario Lemieux)... Accepted an honorary Doctor of Laws degree from the University of Victoria in September 2009... Received the 2011 Sport for Social Change Award from Street Soccer USA, a national organization that teaches job and life skills to homeless... Two-time PlayStation Skills Champion on NBA All-Star Saturday (2005, 2010), joining Dwyane Wade as the event's only two-time winner.



CAREER NOTES

Over the last seven seasons the Suns are 362-179 (.669) when Nash plays and 10-23 (.303) when he does not...

Only player in NBA history to shoot at least 50 percent from the field, 40 percent from three-point range and 90 percent from the free-throw line in four different seasons after doing so in 2005-06, 2007-08, 2008-09 and 2009-10 (only Nash and Bird have done so at least twice)...

Sixth in NBA history in career assists (9,252) and second in franchise history (6,333), just 185 assists behind Kevin Johnson (6,518)... In 2009-10 became the oldest player in league history to lead the NBA in assists and the first player over the age of 35 to total 800 or more assists in a single season, and then accomplished both feats in 2010-11 as well...

Only one other player has averaged 11 or more assists past the age of 33 (John Stockton in 1995-96) and Nash has now done so three times (2007-08, 2009-10, 2010-11)... One of only five players in NBA history to total 800 or more assists in four consecutive seasons after doing so from 2004-05 to 2007-08 (John Stockton-10, Magic Johnson-9, IsiahThomas-4, Oscar Robertson-4)...

Only player in Suns history to average 11 or more assists in four different seasons (2004-05, 2006-07, 2007-08, 2009-10)... Franchise-record six seasons averaging double-digit assists, surpassing Kevin Johnson's previous mark (4) and Nash owns six of the 12 such seasons in Suns' history... NBA's all-time leader in career free-throw percentage (.903933, minimum 1200 made)...

One of four players in NBA history to shoot 90 percent or better from the free throw line in seven different seasons (Ray Allen, Reggie Miller, Rick Barry)... Set Suns' franchise records for single-season free throw percentage in 2005-06 (.921), 2008-09 (.933) and 2009-10 (.938)... Has led the league in free throw percentage twice (2005-06, 2009-10)... Has shot 86 percent or better from the free-throw stripe in 13 of 15 seasons... Made a single-season career-high 54 consecutive free-throws from Dec. 4, 2008-Jan. 23, 2009, a streak which spanned 20 games and was three makes shy of tying a franchise single-season record...

Ranks eighth all-time, fourth among active players (Anthony Morrow, Stephen Curry, Jason Kapono), in three-point field goal percentage (.4295, minimum 250 made)... Has shot 40 percent or better from three-point range in 13 of 15 seasons... 10th in NBA history with 1,565 career three-pointers made... One of only two players in league history with 1,500 threes and 7,000 assists (Jason Kidd)... Suns' all-time leader in three-pointers made and attempted... Franchise-record eight career 20-assist games, all with the Suns (Johnson-7)... Two 20-assist games in the first eight games of the 2009-10 season (Oct. 30, Nov. 9), the first time that feat has been accomplished in NBA history... Two career 20-20 games overall (Jan. 2, 2006 01; Nov. 9, 2009)... Three CAREER TRIPLE-DOUBLES: Nov. 17, 2003, Dallas vs. Portland (14 points, 10 rebounds, 12 assists); March 30, 2005, Phoenix vs. Philadelphia (12 points, 13 rebounds, 12 assists); April 19, 2006, Phoenix at Portland (16 points, 10 rebounds, 12 assists)... Won his second



continued...

Steve Nash... continued

consecutive NBA Most Valuable Player Award in 2005-06, becoming only the ninth player in league history to capture the award in back-to-back seasons (Bill Russell, Wilt Chamberlain, Kareem Abdul-Jabbar, Moses Malone, Larry Bird, Magic Johnson, Michael Jordan, Tim Duncan)... Also joined Hall of Famer Johnson as the only point guards in league history to capture multiple MVP trophies... Joined Bob Cousy (1956-57), Oscar Robertson (1963-64), Magic Johnson (1986-87, 1988-89 and 1989-90), Michael Jordan (1990-91, 1992-93, 1995-96, 1997-98) and Allen Iverson (2000-01) as the only guards in league history to be named league MVP (later joined by Kobe Bryant in 2007-08 and Derrick Rose in 2010-11)... Became only the second player in franchise history (Charles Barkley, 1992-93) to receive the NBA's top individual honor and joined Hakeem Olajuwon (1993-94, Nigeria) as the only international players to win the award (Nowitzki became the third in 2006-07)... Originally selected by the Suns in the first round (15th pick overall) of the 1996 NBA Draft and played two seasons in Phoenix, averaging 6.4 points, 1.6 rebounds and 2.8 assists in 16.7 minutes in 141 games... With a glut of playmakers (Jason Kidd, Kevin Johnson), the Suns traded Nash to Dallas on July 25, 1998 for Pat Garrity, Bubba Wells, Martin Muursepp and a future first-round pick (Shawn Marion)... Signed to return to the Suns as a restricted free agent on July 14, 2004 and then signed a contract extension on July 27, 2009... Former member of the Canadian National Team and was Canada's team captain at the 2000 Olympics in Sydney, Australia.

College

At Santa Clara, he was twice named the West Coast Conference Player of the Year (1994-95, 1995-96), the first Bronco to do so since former Sun Kurt Rambis... Finished career as the Broncos' all-time leader in career assists (510), free throw percentage (.862), and three-pointers made and attempted (263-656)... Ranked third on the school's all-time scoring list (1,689)... Holds Santa Clara's single-season free throw percentage record (.894)... Named Honorable Mention All-American as a senior by The Associated Press and the USBWA and was a two-time Wooden Award candidate... Averaged 17.0 points, 6.0 assists and 3.5 rebounds as a senior... Became only the fourth player in WCC history to lead the conference in scoring and assists in the same season, a feat first accomplished by John Stockton... Notched 40 points (knocking down 8-17 3FG) at Gonzaga in 1995... Shot 21-21 from the free throw line against St. Mary's in 1995... Hit six-straight free throws in the final 31 seconds to top Arizona in the 1993 NCAA Tournament as a freshman.

Personal

Full name is Stephen John Nash... He has twin daughters, Lola and Bella, born in October 2004, and one son, Matteo, born in November 2010... His father, John, played professional soccer in South Africa and England... Mother is Jean... Brother, Martin, played professional soccer for the Vancouver Whitecaps, then of the United Soccer League, and also played first division in England and for the Canadian National Team... Has one sister, Joann, who is married to Vancouver Canuck Manny Malhotra... @SteveNash was named 2011 HoopsHype.com Tweeter of the Year... Selected to carry the Olympic torch on its path to the 2010 winter games in his home province... Was one of four Canadian sports legends selected to light the cauldron at the opening ceremonies of the 2010 Olympic Winter Games in Vancouver, along with Catriona LeMay Doan, Nancy Green and Wayne Gretzky... Became the first Phoenix athlete to be featured in got milk? milk mustache ad campaign, which debuted in Dec. 2007... Steve Nash Foundation events have raised over \$1 million, and have included the Steve Nash Foundation Charity Classic, the Steve Nash Roast in Phoenix, the annual "Showdown in Chinatown" celebrity soccer exhibition in New York City, the bi-annual "Showdown in Vancouver"... Foundation teamed with local Phoenix non-profits and Balsz School District to create Educare Arizona to improve outcomes for at-risk children and their families... Summer 2011 opened the Educare Arizona Early Childhood Education and Health Center in Phoenix, a facility that provides 200 low-income children with full-day, full-year care and education... Helped raise over \$2.5 million for the inaugural Yao/Nash Charity Gala event, a charity basketball game in Sept. 2007 in Beijing, China... Sponsor of the Steve Nash Youth Basketball League in British Columbia that has grown to over 10,000 participants... Co-owner of Major League Soccer's Vancouver Whitecaps... In February 2008, became an investor in the eight-team Women's Professional Soccer League, debuted in spring 2009... Interest in filmmaking led to his own production company, "Meathawk"... Along with cousin Ezra Holland and in conjunction with ESPN's 30-for-30 documentary series, co-directed "Into the Wind," the story of Canadian hero Terry Fox, which debuted at the 2010 Toronto International Film Festival... Has also produced and directed commercial spots for Nike, Vitamin Water and EA Sports... In 2007, opened the first of several Steve Nash Sports Club in Vancouver, the first sports gym to aspire to meet standards for energy conservation and environmentally friendly practices... In Feb. 2008, debuted new Nike "Trash Talk" shoe, made from the wasted manufacturing scraps of other shoes... The shoe, which went on sale to the public on Earth Day 2009, is packaged in a box made entirely of recycled fiber... Feb. 2008 announced a partnership with Arizona Public Service (APS), the state's largest and longest serving electric utility, to promote the company's solar and renewable energy initiatives... Numerous corporate partners include Nike, Vitamin Water, Flip Video, Orsbo, a social media translation service, and most recently Canada-based health food company Liquid Nutrition... Has also partnered with Canadian-based computer manufacturer MDG Computers, Inc, and used those proceeds to help fund an intensive care post-operative pediatric cardiology ward and a pre-cancer screening and treatment clinic in Paraguay... Grew up in Victoria, British Columbia, and also played hockey, lacrosse and soccer... An avid fan of English soccer, his favorite club is Tottenham... Subject of the book "Long Shot: Steve Nash's Journey to the NBA," by Jeff Rudd... Averaged 21.3 points, 11.2 assists and 9.1 rebounds as a senior at St. Michaels University High in Victoria, British Columbia... His Santa Clara No. 11 jersey was retired at his alma mater on Sept. 18, 2006, the first jersey raised to the rafters at the Leavey Center... College major was sociology... Born in Johannesburg, South Africa, and moved to Canada at the age of 18 months... stevenash.org.

Ronnie Price

#2



Guard **6-0** **190** **Current NBA Season: 7**
Born: 6/21/83, Friendswood, TX **College: Utah Valley State College**
Acquired: Signed as free agent Dec. 13, 2011
Status: Signed through 2011-12

2010-11

In his sixth NBA season and fourth with the Utah Jazz, appeared in 59 games and averaged 3.3 points, 1.0 rebounds and 0.9 assists in 12.2 minutes... Scored in double figures three times, including a season-high 14 points at Dallas on Dec. 11... Had 10 points against Milwaukee on Nov. 29... Scored 11 points vs. Toronto on Nov. 3... Signed with the Suns on Dec. 13, 2011.

Pro Career

Has played in 319 career games (25 starts) in six NBA seasons with Sacramento (2005-07) and Utah (2007-11)... Owns career averages of 3.6 points, 1.1 rebounds and 1.3 assists in 11.2 minutes... Has made 25 career starts, and in those opportunities has averaged 8.2 points, 1.9 rebounds and 4.1 assists... All but one of his career starts came as a member of the Jazz... Owns 33 career double-digit scoring efforts... Set career-high of 16 points, including a highlight-reel dunk with 4:13 left in the 3rd quarter over Carlos Boozer while a member of Sacramento, against the Jazz on Nov. 22, 2006... Undrafted out of college, signed as a free agent with the Kings on Aug. 2, 2005... Signed by the Jazz to a multi-year contract on July 26, 2007.

continued...

NBA Regular Season Statistics

YEAR TEAM	G	FIELD GOALS			3-POINT		FREE THROWS		REBOUNDS			STL	BLK	PTS	-- AVERAGES --		
		MIN	FGM-FGA	PCT	FGM-FGA	PCT	FTM-FTA	PCT	OFF-DEF	TOT	AST				RPG	APG	PPG
05-06 Sacramento	29	149	21-58	.362	6-27	.222	12-12	1.000	5-10	15	11	6	0	60	0.5	0.4	2.1
06-07 Sacramento	58	562	67-172	.390	21-65	.323	27-55	.673	15-56	71	48	28	4	192	1.2	0.8	3.3
07-08 Utah	61	588	88-204	.431	26-75	.347	26-38	.684	8-38	46	78	32	3	228	0.8	1.3	3.7
08-09 Utah	52	737	77-203	.379	19-61	.311	34-45	.756	12-57	69	108	39	5	207	1.3	2.1	4.0
09-10 Utah	60	805	98-242	.405	18-63	.286	41-59	.695	28-46	74	123	40	13	255	1.2	2.0	4.3
10-11 Utah	59	716	74-210	.352	20-69	.290	29-39	.744	22-39	61	56	42	5	197	1.0	0.9	3.3
TOTALS	319	3561	425-1089	.390	110-360	.360	179-248	.722	90-246	336	424	187	30	1139	1.1	1.3	3.6

NBA Playoff Statistics

YEAR TEAM	G	FIELD GOALS			3-POINT		FREE THROWS		REBOUNDS			STL	BLK	PTS	-- AVERAGES --		
		MIN	FGM-FGA	PCT	FGM-FGA	PCT	FTM-FTA	PCT	OFF-DEF	TOT	AST				RPG	APG	PPG
05-06 Sacramento	4	9	0-3	.000	0-0	.000	0-0	.000	0-0	0	1	0	0	0	0.0	0.3	0.0
07-08 Utah	12	68	10-31	.323	3-14	.214	10-13	.769	1-3	4	11	6	2	33	0.3	0.9	2.8
08-09 Utah	2	16	3-10	.300	0-3	.000	2-2	1.000	3-0	3	5	1	0	8	1.5	2.5	4.0
09-10 Utah	10	89	7-24	.292	2-7	.286	4-8	.500	5-5	10	14	4	1	20	1.0	1.4	2.0
TOTALS	28	183	20-68	.294	5-24	.208	16-23	.696	9-8	17	31	11	3	61	0.6	1.1	2.2

Career Highs

- POINTS - 16** (3 times, last 11/19/08 vs. Milwaukee)
- REBOUNDS - 6** (Twice, last 4/13/10 at Golden State)
- ASSISTS - 9** (Twice, last 4/13/10 at Golden State)
- BLOCKS - 2** (1/29/10 vs. Sacramento)
- STEALS - 4** (Twice, last 1/14/11 vs. Cleveland)
- FGM - 7** (Twice, last 11/19/08 vs. Milwaukee)

- FGA - 14** (2/22/10 vs. Atlanta)
- 3-PT FGM - 4** (11/15/08 at Cleveland)
- 3-PT FGA - 5** (6 times, last 3/28/11 vs. Washington)
- FTM - 4** (9 times, 1/25/11 at L.A. Lakers)
- FTA - 6** (Twice, 3/31/10 vs. Golden State)
- MINUTES - 40** (Twice, last 1/8/10 at Memphis)

Players

Ronnie Price... continued**College**

Three-year performer at Utah Valley State College (now Utah Valley University) after playing his freshman season at Nicholls State... Though undrafted out of college, became the first player to enter the NBA directly from UVSC, and only the second alumnus to player in the league (other: Travis Hansen, 2003-04)... Averaged 19.7 points, 3.9 rebounds, 2.7 assists and 1.63 steals in 89 games (all starts)... As a senior, averaged 24.3 points, 4.2 rebounds, 3.0 assists and 1.82 steals in all 28 games, leading UVSC to a 16-12 record in its first full year of Division I competition... Would have ranked third nationally in scoring had UVSC not been a provisional Division I member... Named 2005 NCAA Division I Independents Player of the Year... As a junior, averaged a team-best 20.2 points, including two career-high tying 37 point efforts against both Northern Colorado and Western Montana... MVP of the National Provisional Independent Tournament as a junior... First Team All-Independents accolades as a junior after leading UVSC to a 23-5 record... Averaged 11.3 points, 2.9 assists and 1.20 steals as a freshman at Nicholls State in Thibodaux, La., before transferring to UVSC when it competed at the junior college level.

Personal

Full name is Ronald D'Wayne Price... Son of Ronald and Wanda Price... He and wife, Jenni, have one daughter, born March 28, 2009... Has one younger sister, Chelsi... Averaged 16.0 points, 4.0 assists and 2.0 steals as a senior at Clear Brook High School in Friendswood... Was named All-Conference three straight years (1999-01) and holds the school record for consecutive free throws made... Graduated on the honor roll with a 3.4 GPA... Stood just 5-7, 150 lbs. coming out of high school and was lightly recruited... Majored in Business Management at Utah Valley State... Played under former Utah and Ball State head coach Dick Hunsaker at UVSC... Most memorable moment playing basketball was his last home game in college... Competed in Wheelchair Charities, Inc. celebrity basketball game at Madison Square Garden in September 2006 to help raise funds for patients with paraplegic and quadriplegic injuries... He and Jenni formed the Ronnie Price Foundation (www.ronnieprice.net/foundation) in 2009 to offer recreational and educational opportunities to children... His first NBA number was No. 7, worn to honor former NBA great Pete Maravich... Enjoys watching TV and talking on the phone with family and friends... Wears size 12 shoe.



Michael Redd

#22



Guard 6-6 220 Current NBA Season: 12

Born: 8/24/79, Columbus, Ohio College: Ohio State

Acquired: Signed as free agent Dec. 29, 2011

Status: Signed through 2011-12



Pro Career

AWARDS AND RECOGNITION

2004 NBA All-Star... 2004 All-NBA Third Team Selection... Eastern Conference Player of the Month (January 2004) and two-time Eastern Conference Player of the Week (Dec. 3, 2006; Dec. 31, 2006)... Member of the 2006-08 Men's Senior National Team Program (USA Basketball)... Played on the 2007 FIBA Americas Championship team... Won a gold medal with Team USA at the 2007 FIBA Americas Championship and a gold medal at the 2008 Summer Olympics in Beijing... 2003 runner-up for NBA Sixth Man of the Year (Bobby Jackson).

continued...

NBA Regular Season Statistics

YEAR TEAM	G	FIELD GOALS			3-POINT			FREE THROWS		REBOUNDS			-- AVERAGES --				
		MIN	FGM-FGA	PCT	FGM-FGA	PCT	FTM-FTA	PCT	OFF-DEF	TOT	AST	STL	BLK	PTS	RPG	APG	PPG
00-01 Milwaukee	6	35	5-19	.263	0-3	.000	3-6	.500	3-1	4	1	1	0	13	0.7	0.2	2.2
01-02 Milwaukee	67	1417	294-609	.483	88-198	.444	91-115	.791	77-147	224	91	42	7	767	3.3	1.4	11.4
02-03 Milwaukee	82	2316	455-971	.469	182-416	.438	149-185	.805	98-273	371	117	100	13	1241	4.5	1.4	15.1
03-04 Milwaukee	82	3021	633-1439	.440	127-363	.350	383-441	.868	118-289	407	185	81	6	1776	5.0	2.3	21.7
04-05 Milwaukee	75	2848	625-1418	.441	104-293	.355	369-432	.854	72-240	312	172	63	8	1723	4.2	2.3	23.0
05-06 Milwaukee	80	3130	682-1516	.450	163-413	.395	501-571	.877	78-264	342	229	95	5	2028	4.3	2.9	25.4
06-07 Milwaukee	53	2036	477-1025	.465	117-306	.382	345-416	.829	42-154	196	124	63	9	1416	3.7	2.3	26.7
07-08 Milwaukee	72	2702	550-1243	.442	130-359	.362	402-490	.820	85-224	309	247	65	13	1632	4.3	3.4	22.7
08-09 Milwaukee	33	1203	249-547	.455	70-191	.366	131-161	.814	24-83	107	88	35	2	699	3.2	2.7	21.2
09-10 Milwaukee	18	492	75-213	.352	18-60	.300	47-66	.712	11-43	54	39	19	2	215	3.0	2.2	11.9
10-11 Milwaukee	10	134	18-45	.400	4-17	.235	4-4	1.000	0-8	8	12	2	1	44	0.8	1.2	4.4
TOTALS	578	19339	4063-9045	.449	1003-2619	.383	2425-2887	.840	608-1726	2334	1305	556	66	11554	4.0	2.3	20.0

NBA Playoff Statistics

YEAR TEAM	G	FIELD GOALS			3-POINT			FREE THROWS		REBOUNDS			-- AVERAGES --				
		MIN	FGM-FGA	PCT	FGM-FGA	PCT	FTM-FTA	PCT	OFF-DEF	TOT	AST	STL	BLK	PTS	RPG	APG	PPG
02-03 Milwaukee	6	128	21-52	.404	3-12	.250	13-14	.929	9-12	21	11	2	1	58	3.5	1.8	9.7
03-04 Milwaukee	5	192	34-83	.410	6-20	.300	16-21	.762	6-19	25	13	0	0	90	5.0	2.6	18.0
05-06 Milwaukee	5	185	44-84	.524	7-15	.467	41-46	.891	16-11	27	8	4	0	136	5.4	1.6	27.2
TOTALS	16	505	99-219	.452	16-47	.340	70-81	.864	31-42	73	32	6	1	284	4.6	2.0	17.8

NBA All-Star Game Statistics

YEAR TEAM	G	FIELD GOALS			3-POINT			FREE THROWS		REBOUNDS			-- AVERAGES --				
		MIN	FGM-FGA	PCT	FGM-FGA	PCT	FTM-FTA	PCT	OFF-DEF	TOT	AST	STL	BLK	PTS	RPG	APG	PPG
03-04 Milwaukee	1	15	5-12	.417	3-6	.500	0-0	.000	2-1	3	2	3	0	13	3.0	2.0	13.0

Career Highs

- POINTS - 57** (11/11/06, Milwaukee vs. Utah)
- REBOUNDS - 14** (3/28/04, Milwaukee vs. Houston)
- ASSISTS - 11** (2/11/08, Milwaukee vs. L.A. Clippers)
- BLOCKED SHOTS - 3** (12/30/02, Milwaukee at Dallas)
- STEALS - 6** (12/9/02, Milwaukee at Cleveland)
- FGM - 18** (2 times, last 3/4/07, Milwaukee vs. Chicago)

- FGA - 34** (2/22/06, Milwaukee at Chicago)
- 3-PT FGM - 9** (2/20/02, Milwaukee vs. Houston)
- 3-PT FGA - 18** (12/30/06, Milwaukee at Washington)
- FTM - 18** (4/18/06, Milwaukee at Washington)
- FTA - 20** (11/20/07, Milwaukee at Cleveland)
- MINUTES - 54** (12/17/07, Milwaukee at Cleveland)

Michael Redd... continued**CAREER NOTES**

11-year NBA veteran with the Milwaukee Bucks (2000-11) and Phoenix Suns was originally selected with the 43rd overall pick (second round) of the 2000 NBA Draft... One of only 12 active players averaging 20 points or more... Owns career averages of 20.0 points, 4.0 rebounds and 2.3 assists in 578 games (427 starts)... Averaged 20 or more points in six consecutive seasons from 2003-09... Only 10 NBA players scored more total points from 2003-09 (K. Bryant, L. James, D. Nowitzki, A. Iverson, V. Carter, C. Anthony, P. Pierce, D. Wade, K. Garnett, J. Johnson)... Has ranked in the top-11 in scoring in the NBA on five separate occasions (2004-10th, 2005-11th, 2006-9th, 2007-5th, 2008-8th)... Increased his scoring average in each of his first seven NBA campaigns, culminating with a career-high 26.7-point average in 2006-07, fifth-best in the NBA... Two career 50-point games, including a career-high 57-point effort on Nov. 11, 2006 vs. Utah and 52 points on March 4, 2007 vs. Chicago... 11 scoring efforts of 40 or more points, most recently a 44-point effort on Jan. 16, 2009 at Sacramento... 75 career games of 30 or more points... Owns 1,003 career three-pointers (all with Milwaukee), one of only nine player in NBA history to make 1,000 or more three-pointers with a single team... Left the Bucks having played a franchise-record 11 seasons in Milwaukee, ranked fourth all-time in points (11,554), fifth in scoring average (20.0), seventh in field goals made (4,063), second in three-pointers made (1,003) and second in free throws made (2,425)... Has played 61 total games over the last three seasons (2008-11) after tearing the ACL and MCL in his left knee on two separate occasions in both 2008-09 and 2009-10... Returned to play the final 10 games of the 2010-11 season... Signed multi-year contract extensions with Milwaukee on Oct. 14, 2002, and August 13, 2005... Signed with the Suns on Dec. 29, 2011.

College

Three-year collegiate performer at Ohio State University (1997-00), averaged 19.6 points and 6.2 rebounds in 96 career games... Named Honorable Mention All-America as a sophomore and junior... First Team All-Big Ten honors as a junior... Named to the conference All-Tournament team as a sophomore after averaging 25.5 points in tournament play... Finished his career ranked fifth at Ohio State in career field goals made (699), 77 behind Hall of Famer and NBA legend Jerry Lucas... Also finished ranked fifth in career points (1,879) and seventh in steals (149)... Big Ten Player of the Week in Feb. 2000... First true freshman in conference history to lead the Big Ten in scoring (21.9 points).

Personal

He and his wife, Achea, reside in Columbus, OH, during the offseason with their son, Michael II... Nicknamed "Silky"... Interests include reading The Bible, playing golf, tennis and dominoes, and listening to Christian music... Began playing basketball at age two... If he weren't playing basketball, he would pursue a career in broadcasting... Annually hosts the Michael Redd Basketball Camp for Ohio-area youth... Founder of the Michael Redd Foundation, which promotes social, economic and racial reconciliation within the community among young people.... Started the Now or Never Community Event in the summer of 2006, an evangelistic crusade for the purpose of winning lost souls to Christ... Donates money to the Ashburn Youth Center, Destiny Youth Plaza and Boys & Girls Club of Greater Milwaukee... Has distributed over 300 turkey dinners every November since 2005 to families in need... Favorite food is spaghetti and meatballs... Likes to hydrate with an energy drink and eat a balanced meal with protein and carbs before games... Was inducted into the Hall of Fame at West Senior High School... Says he would like to one day meet Billy Graham... Loves to watch golf, wrestling and tennis.

Sebastian #31 Telfair



Guard 6-0 170 Current NBA Season: 8

Born: 6/9/85, Brooklyn, NY High School: Abraham Lincoln HS (Brooklyn, NY)

Acquired: Signed as a free agent on Dec. 10, 2011

Status: Signed through 2012-13

2010-11

Concluded his second tour with the Timberwolves and seventh NBA season overall averaging 7.2 points and 3.0 assists in 19.2 minutes over 37 games... Shot 40.2 percent from the field overall and a career-best 35.9 percent (28-for-78) from three-point range... Contributed 9.1 points and 5.5 assists in 31.5 minutes over eight starts (Nov. 9-22), with Minnesota going 3-5 in those games... Collected season highs with 18 points and three steals Nov. 14 in Atlanta... Handed out a season-high nine assists Nov. 9 at the L.A. Lakers, while snaring a season-high five rebounds; the game was the 400th of his NBA career... Scored in double figures 11 times overall... Signed with the Suns on Dec. 10, 2011.

Pro Career

Seven-year NBA veteran owns career averages of 7.8 points, 1.6 rebounds and 3.8 assists in 429 games (189 starts)... Selected by Portland with the 13th overall pick in the 2004 NBA Draft... Traded to Boston along with Theo Ratliff and a second-round draft pick on June 28, 2006 for Dan Dickau, Raef LaFrentz and the seventh overall pick in the 2006 NBA Draft, Randy Foye... Traded by Boston to Minnesota, along with Al Jefferson, Gerald Green, Ryan Gomes, Theo Ratliff, and two first-round draft picks in exchange for Kevin Garnett on July 31, 2007... Re-signed by the Wolves to a multi-year contract on July 23, 2008... Traded from Minnesota to the Los Angeles Clippers with Craig Smith and Mark Madsen in exchange for Quentin Richardson on July 20, 2009... Acquired in a three-team trade by Cleveland from the Los Angeles Clippers with Washington's Antawn Jamison in exchange for Zydrunas Ilgauskas, a 2010 first round pick and Emir Pledzic on February 17, 2010... Traded by Cleveland to Minnesota with Delonte West in exchange for Ryan Hollins, Ramon Sessions and a future second-round draft pick on July 26, 2010... Seven career double-doubles, the most recent of which came April 13, 2009 (Minnesota at Dallas)... Owns 13 career double-digit assist efforts, including a career-best 13 assists on April 19, 2005 (Portland at Denver)... Owns 148 career double-digit scoring efforts, which includes 21 efforts of 20 or more points, and one 30-point effort (Feb. 18, 2009 at Miami)... That effort came during his best statistical season in 2008-09 when he averaged career highs

continued...

NBA Regular Season Statistics

YEAR	TEAM	G	FIELD GOALS			3-POINT		FREE THROWS		REBOUNDS			STL	BLK	PTS	- AVERAGES -		
			MIN	FGM-FGA	PCT	FGM-FGA	PCT	FTM-FTA	PCT	OFF-DEF	TOT	AST				RPG	APG	PPG
04-05	Portland	68	1331	169-430	.393	17-69	.246	105-133	.789	10-94	104	224	35	4	460	1.5	3.3	6.8
05-06	Portland	68	1641	228-578	.394	57-162	.352	130-175	.743	19-101	120	247	66	6	643	1.8	3.6	9.5
06-07	Boston	78	1577	176-474	.371	37-128	.289	90-110	.818	17-91	108	218	43	11	473	1.4	2.8	6.1
07-08	Minnesota	60	1932	223-556	.401	32-114	.281	78-105	.743	16-119	135	355	59	11	556	2.3	5.9	9.3
08-09	Minnesota	75	2094	267-691	.383	73-211	.346	131-160	.819	32-95	127	343	73	12	738	1.7	4.6	9.8
09-10	LAC/Cle	43	659	83-201	.413	13-56	.232	29-37	.784	5-40	45	126	24	5	208	1.0	2.9	4.8
10-11	Minnesota	37	710	97-241	.402	28-78	.359	44-60	.733	17-37	54	111	25	3	266	1.5	3.0	7.2
TOTALS		429	9947	1243-3177	.391	257-818	.314	607-780	.778	116-577	693	1624	325	52	3350	1.6	3.8	7.8

Career Highs

POINTS - 30 (2/18/0, Minnesota at Miami)

REBOUNDS - 7 (12/1/07, Boston at Memphis)

ASSISTS - 13 (4/19/05, Portland at Denver)

BLOCKS - 4 (12/14/07, Minnesota vs. Seattle)

STEALS - 6 (4/19/05, Portland at Denver)

FGM - 11 (12/21/07, Minnesota vs. Indiana)

FGA - 20 (3/13/09, Minnesota vs. New York)

3-PT FGM - 6 (2/18/09, Minnesota at Miami)

3-PT FGA - 10 (2/18/09, Minnesota at Miami)

FTM - 10 (Three times, last 2/18/09, Minnesota at Miami)

FTA - 13 (12/26/08, Minnesota at New York)

MINUTES - 48 (12/21/07, Minnesota vs. Indiana)



Sebastian Telfair... continued

in scoring (9.8 points) and minutes played (2095, 27.9 minutes)... Also shot a career-best 81.9 percent from the line while sinking a career-high 73 three-pointers in 2008-09... As a rookie with the Blazers in 2004-05, his 460 points were the most by a Blazers rookie since 1995-96 (Arvydas Sabonis) and his 224 assists were the most by a Blazers rookie since 1983-84 (Steve Colter).

High School


Led Brooklyn's Abraham Lincoln to three New York City PSAL titles and to one state championship... First player in history to be on a three-time PSAL championship team... Became New York's all-time leading prep scorer, surpassing Kenny Anderson... Abraham Lincoln High School was 106-19 during his four years... A finalist for the 2004 Naismith Award after averaging 33.2 points, 9.2 assists and 3.7 rebounds in leading Lincoln to a 26-6 record... PSAL Player of the Year... Named 2004 McDonald's All-American... Ranked No. 1 among the high school class of 2004 by Basketball Times and No. 6 by Prep Stars... Named to the 2004 USA Men's Junior National Select Team that played at the Nike Hoop Summit in San Antonio.

Personal

Sebastian and his wife Samantha have a daughter, Samaya, and a son, Sebastian II... Favorite pregame meal is lemon grilled chicken with pasta... Cousin of former Timberwolves guard Stephon Marbury... Donated money and school supplies to children affected by the I35 bridge collapse in 2007... Favorite recording artist is Jay-Z... Likes to create music in his spare time.



Hakim #21 Warrick



Forward **6-9** **219** **Current NBA Season: 7**

Born: 7/8/82, Philadelphia, PA **College: Syracuse**

Acquired: Sign-and-trade with Chicago 7/9/10 in exchange for 2011 second-round pick.

Status: Signed through 2012-13; Team Option: 2013-14

2010-11

In his sixth NBA season and first in Phoenix, averaged 8.4 points, 3.7 rebounds and 17.7 minutes in 80 games (six starts)... Shot a nearly career-high 51.1 percent from the field overall (.524, 2006-07), and would have ranked 21st in the league if he had enough attempts to qualify... Ranked 18th in the NBA with a team-leading 84 dunks... 294 total free throw attempts and 3.7 free throw attempts per game were the most of any Suns player... In 25 games in which he played 22 minutes or more, averaged 15.9 points, scored in double figures in 19 of those games, and recorded all five of his 20-point efforts... Started six games overall, averaging 10.8 points and 6.5 rebounds in those opportunities... Started five games in place of the injured Channing Frye from March 8-16... Averaged 11.4 points and 6.0 rebounds in place of Frye, and scored a career-high 32 points on a career-high 14 field goals in the first of those starts... Scored 16 or more points 14 times, something he did just 10 times in 2009-10... Scored in double figures 27 times (16-11), including five 20-point games (4-1) and one 30-point effort (1-0)... Scored in double figures 11 times in 28 games after the All-Star break (.393) compared to 16 times in 52 games before the break (.308)... Three double-doubles (2-1)... Three double-digit rebounding efforts, including a season-high 14 boards Dec. 17 at Dallas... Got off to a great start, averaging a season-high 13.4 points in the month of November, his highest scoring month since Dec. 2008 (minimum three games)... Scored in double figures in nine of 14 games in the month of November and shot 55.0 percent from the field overall (60/109)... Recorded consecutive 20-point efforts for the fifth time in his career and first time as a Sun on Nov. 24-26... Nov. 24 vs. Chicago, his former team, scored 23 first-half points in 15 minutes... Nov. 26 attempted 14 free throws off the bench, the most by a Suns' reserve since Danny Manning on Feb. 12, 1998 vs. Portland.

continued...

NBA Regular Season Statistics

YEAR TEAM	G	FIELD GOALS			3-POINT		FREE THROWS		REBOUNDS			STL	BLK	PTS	- AVERAGES -		
		MIN	FGM-FGA	PCT	FGM-FGA	PCT	FTM-FTA	PCT	OFF-DEF	TOT	AST				RPG	APG	PPG
05-06 Memphis	68	724	101-228	.443	0-0	—	76-115	.661	43-101	144	30	14	21	278	2.1	0.4	4.1
06-07 Memphis	82	2152	373-712	.524	0-8	.000	299-388	.771	130-290	420	75	43	30	1045	5.1	0.9	12.7
07-08 Memphis	75	1753	328-653	.502	13-48	.271	183-260	.704	123-233	356	53	36	28	852	4.7	0.7	11.4
08-09 Memphis	82	2029	340-693	.491	5-23	.217	266-374	.711	129-277	406	66	48	39	951	5.0	0.8	11.6
09-10 Milw./Chi	76	1556	265-550	.482	1-7	.143	202-274	.737	127-187	314	52	24	18	733	4.1	0.7	9.6
10-11 Phoenix	80	1415	228-446	.511	1-11	.091	212-294	.721	88-208	296	69	32	9	669	3.7	0.9	8.4
TOTALS	463	9631	1635-3282	.498	20-97	.206	1238-1705	.726	640-1296	1936	345	197	145	4528	4.2	0.7	9.8

NBA Playoff Statistics

YEAR TEAM	G	FIELD GOALS			3-POINT		FREE THROWS		REBOUNDS			STL	BLK	PTS	- AVERAGES -		
		MIN	FGM-FGA	PCT	FGM-FGA	PCT	FTM-FTA	PCT	OFF-DEF	TOT	AST				RPG	APG	PPG
05-06 Memphis	3	42	4-16	.250	0-1	.000	12-14	.857	1-6	7	0	1	0	20	2.3	0.0	6.7
09-10 Chicago	3	30	2-11	.182	0-1	.000	5-6	.833	3-2	5	0	0	0	9	1.7	0.0	3.0
TOTALS	6	73	6-27	.222	0-2	.000	17-20	.850	4-8	12	0	1	0	29	2.0	0.0	4.8

Career Highs

- POINTS - 32** (3/8/11 vs. Houston)
- REBOUNDS - 16** (4/3/07, Memphis vs. Phoenix)
- ASSISTS - 5** (2 times, last 4/15/08, Memphis at Portland)
- BLOCKS - 3** (6 times, last 2/9/09, Memphis vs. New Orleans)
- STEALS - 3** (8 times, last 12/30/08, Memphis vs. Phoenix)
- FGM - 14** (3/8/11 vs. Houston)

- FGA - 21** (11/28/06, Memphis at Denver)
- 3-PT FGM - 2** (2 times, last 3/26/08, Memphis at Sacramento)
- 3-PT FGA - 3** (4 times, last 1/2/09, Memphis vs. San Antonio)
- FTM - 13** (11/26/10 vs. L.A. Clippers)
- FTA - 15** (10/31/09, Milwaukee vs. Detroit)
- MINUTES - 45** (2 times, last 3/15/08, Memphis at Golden St.)

Hakim Warrick... continued

Pro Career

AWARDS AND RECOGNITION

2003 NCAA champion as a member of the Syracuse Orangemen.

CAREER NOTES

Six-year NBA veteran acquired by the Suns in a sign-and-trade deal with the Bulls on July 9, 2010, in exchange for a 2011 second-round pick... Owns career averages of 9.8 points, 4.2 rebounds and 20.8 minutes in 463 games (95 starts) with the Memphis Grizzlies (2005-09), Milwaukee Bucks (2009-10), Chicago Bulls (2009-10) and Phoenix

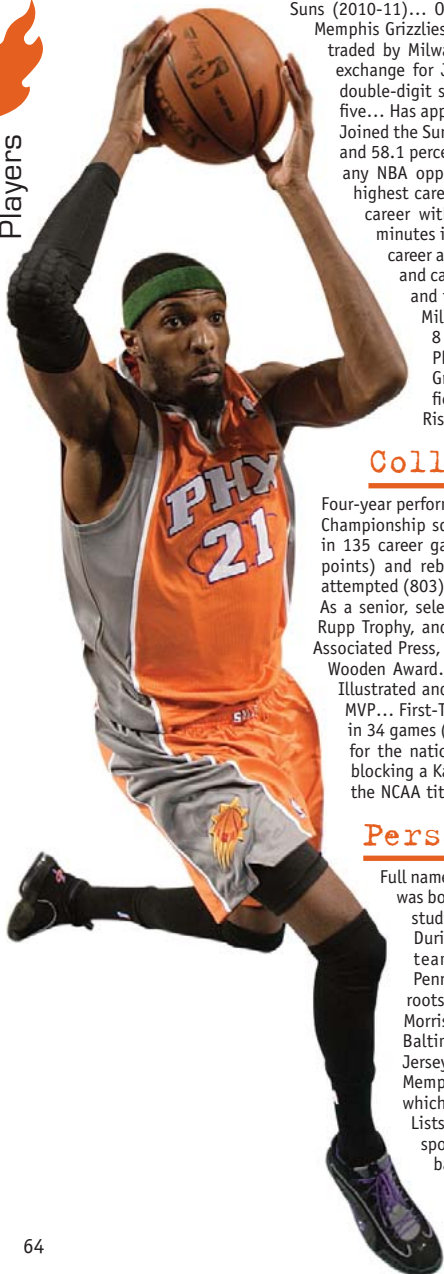
Suns (2010-11)... Originally the 19th overall selection in the 2005 NBA Draft by the Memphis Grizzlies... Signed with the Bucks as a free agent on July 31, 2009 and was traded by Milwaukee to the Bulls on Feb. 18, 2010 along with Joe Alexander in exchange for John Salmons and two future second-round picks... Has averaged double-digit scoring in three of his six NBA seasons, including three of the last five... Has appeared in 463 of a possible 492 career regular season games (.941)... Joined the Suns with career averages against Phoenix of 13.3 points, 27.5 minutes and 58.1 percent shooting from the field, all three of which are his highest against any NBA opponent... His 6.4-rebound average against Phoenix is his second-highest career mark against any NBA team... Spent the first four seasons of his career with Memphis while averaging 10.2 points, 4.3 rebounds and 21.7 minutes in 307 games (82 starts)... Enjoyed the best statistical season of his career as a sophomore in 2006-07 when he averaged a career-high 12.7 points and career-best 5.1 rebounds... Owns 46 career efforts of 20 or more points and three games of 30 or more points (31 points, twice, Dec. 8, 2006 at Milwaukee; Feb. 11, 2009 at Philadelphia; career-high 32 points, March 8 vs. Houston)... 25 career double-doubles, four of which came against Phoenix, his most against any NBA team... Owns a share of the Grizzlies' franchise single-game record after making 10 consecutive field goals at Phoenix on April 13, 2009... Participated in the Sprite Rising Stars Slam Dunk competition during 2006 All-Star Weekend.

College

Four-year performer at Syracuse (2001-05), was a member of the school's 2003 NCAA Championship squad... Career collegiate averages of 15.4 points and 7.6 rebounds in 135 career games (119 starts)... Left Syracuse ranked fourth in scoring (2,073 points) and rebounding (1,025), second in career free throws made (529) and attempted (803), and third in career consecutive double-figure scoring games (61)... As a senior, selected as a finalist for the Naismith Trophy, the Wooden Award, the Rupp Trophy, and the Senior Class Award... Selected First-Team All-America by The Associated Press, Collegeinsider.com, the NABC, Rivals.com, the Rupp Trophy and the Wooden Award... Named Second-Team All-American by The Sporting News, Sports Illustrated and the USBWA... Big East Player of the Year and Big East Tournament MVP... First-Team All-Big East selection... Averaged 21.4 points and 8.6 rebounds in 34 games (all starts) in his final season... As a sophomore, started all 35 games for the national champion Orangemen... Became a fixture in Syracuse lore by blocking a Kansas three-point attempt in the final seconds to preserve victory in the NCAA title game... College teammate of Carmelo Anthony.

Personal

Full name is Hakim Hanif Warrick... Son of Kenneth Nichols and Queen Warrick was born in Philadelphia, Pa.... Majored in retail management and consumer studies at Syracuse, finishing his degree in three-and-a-half years... During 2011 offseason, organized a charity game along with college teammate Carmelo Anthony on the campus of the University of Pennsylvania... Warrick's team was comprised of players with Philadelphia roots and included new teammate Markieff Morris, as well as Marcus Morris, Kyle Lowry, John Salmons and Tyreke Evans; Melo's team included Baltimore-based players... Trained during the offseason in south New Jersey... While living in Memphis, did public service announcements for Memphis City Schools Reads and Memphis City Schools Fight Free Fifty, which encouraged students to go 50 days without fighting in school... Lists "Coming to America" as his favorite movie and "Rudy" as his favorite sports movie... Calls winning the NCAA title with Syracuse his greatest basketball accomplishment... Favorite pregame meal is spaghetti.



2011-12 Roster



Players

No.	Player	Pos.	Ht.	Wt.	Birthdate	Prior to NBA/Home Country	Yrs Played
26	Shannon Brown	G	6-4	210	11/29/85	Michigan State/USA	5
1	Josh Childress	G/F	6-8	210	06/20/83	Stanford/USA	5
3	Jared Dudley	F	6-7	225	07/10/85	Boston College/USA	4
8	Channing Frye	C	6-11	245	05/17/83	Arizona/USA	6
4	Marcin Gortat	F/C	6-11	240	02/17/84	RheinEnergie Koln/Poland	4
33	Grant Hill	F	6-8	225	10/05/72	Duke/USA	17
15	Robin Lopez	C	7-0	255	04/01/88	Stanford/USA	3
11	Markieff Morris	F	6-10	245	09/02/89	Kansas/USA	R
13	Steve Nash	G	6-3	178	02/07/74	Santa Clara/Canada	15
2	Ronnie Price	G	6-2	190	06/21/83	Utah Valley State/USA	6
22	Michael Redd	G	6-6	220	08/24/79	Ohio State/USA	11
31	Sebastian Telfair	G	6-0	170	06/09/85	Abraham Lincoln HS/USA	7
21	Hakim Warrick	F	6-9	219	07/08/82	Syracuse/USA	6

HEAD COACH: Alvin Gentry (Appalachian State)

ASSISTANT COACHES: Elston Turner (Mississippi), Bill Cartwright (San Francisco), Dan Majerle (Central Michigan), Igor Kokoskov (Belgrade), Noel Gillespie (Wisconsin-Whitewater)

HEAD ATHLETIC TRAINER: Aaron Nelson (Iowa State)

Numerical Roster

- 1 Josh Childress
- 2 Ronnie Price
- 3 Jared Dudley
- 4 Marcin Gortat
- 8 Channing Frye
- 11 Markieff Morris
- 13 Steve Nash
- 15 Robin Lopez
- 21 Hakim Warrick
- 26 Shannon Brown
- 31 Sebastian Telfair
- 33 Grant Hill

Pronunciation Guide

- Marcin Gortat (MAR-chin GORE-tot)
- Igor Kokoskov (kuh-KOS-kov)
- Dan Majerle (MAR-lee)
- Markieff Morris (mar-KEEF)

Suns In The Rafters... Ring of Honor



Alvan Adams Nicknames "Oklahoma Kid" or "Double A"... Spent entire 13-year career as a Sun (1975-88)... Selected by Suns with fourth overall pick in 1975 Draft... NBA Rookie of the Year after helping Suns to first-ever appearance in NBA Finals... Phoenix's career leader in games played (988), minutes played (27,203), rebounds (6,937) and steals (1,289)... Ranks second in assists (4,102) behind Kevin Johnson... Suns jersey, 33, retired Nov. 9, 1988.



Charles Barkley Nicknames "Sir Charles" and "Round Mound of Rebound"... One of only four NBA players with more than 23,000 points, 12,000 rebounds and 4,000 assists (includes Kareem Abdul-Jabbar, Wilt Chamberlain and Karl Malone)... Selected as one of the 50 Greatest players in NBA History in 1996 and is only Sun to appear on that list... Was the first Sun to be named NBA MVP after averaging 25.6 points and 12.2 rebounds in 1992-93 as Suns finished franchise-best 62-20... Has highest scoring average (23.4) of anyone in the Ring of Honor and trails only Charlie Scott (24.8) in team history... Eleven-time All-Star, including all four seasons in Phoenix (1993-96)... Ranks as the Suns all-time playoff leader in scoring average (26.5) and rebounds (644)... Set franchise record with 56 points, tied for the third most in NBA postseason history, at Golden State on May 4, 1994... Won two Olympic gold medals and led the Dream Team in scoring in 1992 and 1996... Inducted into the Hall of Fame on Sept. 9, 2006... Placed in Ring of Honor on March 20, 2004.



Tom Chambers Signed with Phoenix on July 8, 1988 as first unrestricted free agent in NBA history... Played five seasons for Suns and averaged 20.6 points, fifth on team's all-time list... Named All-NBA Second Team in his first two seasons when he averaged 27.2 and 25.7 points, the two highest season scoring averages in Suns history... Also holds club record with 60 points on March 24, 1990 against Seattle... Three-time All-Star with the Suns... Placed in Ring of Honor on April 18, 1999.





Jerry Colangelo Moved to Valley of the Sun in 1968 to take over the expansion Phoenix Suns as the youngest general manager in professional sports... During his 40-year tenure with the Suns, has also served as the head coach (59-60 career record), president, managing general partner, chief executive officer and chairman... Collected an unprecedented four NBA Executive of the Year Awards (1993, '89, '81, '76)... Oversaw two Western Conference championships (1993, '76)... When the franchise's future was in question, coordinated a group of investors who purchased the team on October 14, 1987... Spearheaded the effort for a state-of-the-art downtown arena that would become what is now US Airways Center, which opened in 1992... Named Most Influential Sports Figure in state of Arizona for the 20th century by *The Arizona Republic*... Enshrined in the Naismith Memorial Basketball Hall of Fame on Sept. 10, 2004... Inducted into the Ring of Honor on Nov. 4, 2007.



Walter Davis Nicknames "Sweet D," "Man with the Velvet Touch" or "The Greyhound"... Regarded as best pure shooter in Suns history... Played 11 seasons with Phoenix (1977-88) after being selected by Phoenix with fifth overall pick in 1977 Draft... 1977-78 NBA Rookie of the Year... Phoenix's all-time leading scorer (15,666)... Ranks among top five in eight other categories... Played in All-Star Game six times (1978, '79, '80, '81, '84, '87)... Suns jersey, 6, retired April 3, 1994.



Cotton Fitzsimmons Nicknames "Cotton" and "Whitey"... Twenty-year NBA coaching career included three stints as Suns head coach with a 341-208 record (.621)... Since 1970, served the Suns as head coach, director of player personnel, color analyst and finally as senior executive vice president... Retired from coaching sixth on the NBA's all-time victory list with an overall record of 832-775 (.518)... Two-time NBA Coach of the Year (1989 with Phoenix and 1979 with Kansas City)... In 1988-89, orchestrated what was at the time the third-biggest turnaround in NBA history guiding the club to a 55-27 record... Only one year earlier, pulled off a controversial trade with Cleveland on Feb. 25, 1988 that netted the Suns eventual All-Stars Kevin Johnson and Dan Majerle (via the draft)... Inducted into the Missouri Basketball Hall of Fame, the National Junior College Hall of Fame and Missouri Sports Hall of Fame... Placed posthumously in the Ring of Honor on March 18, 2005.



Connie Hawkins Nickname "The Hawk"... New York City's greatest playground legend... In 1962, at age 19, ABL's MVP with Pittsburgh Rens... Harlem Globetrotter (1964-66)... Led Pittsburgh Pipers to first-ever ABA title (1967)... Averaged 20.5 points, 9.0 rebounds in five seasons with Phoenix... Joined Suns after coin flip with Seattle in 1969... All-Star each full season in Phoenix (1970, '71, '72, '73)... Listed as one of the top 15 players by Kareem Abdul-Jabbar... Inducted into the Hall of Fame May 11, 1992... Suns jersey, 42, retired November 19, 1976.

JOHNSON



Kevin Johnson Nickname “KJ”... 6-1 point guard played in 683 of his 735 career games in a Suns uniform... Ranks sixth in NBA history with 9.1 assists per game and 10th with 6,711 assists... Suns career leader in assists and had club record 25 on April 6, 1994 against San Antonio... Is one of five players in NBA history to average 20 points, 10 assists in three-straight seasons... Three-time All-Star (1990, '91, '94) and five-time All-NBA pick... Won 1989 Most Improved Player and gold medal at 1994 World Championships... Suns jersey, 7, retired March 7, 2001.

MAJERLE



Dan Majerle Nickname “Thunder Dan”... 6-6 swingman was selected with 14th overall pick in the 1988 Draft and soon emerged as a fan favorite because of his tremendous work ethic... Played first seven seasons in Phoenix, averaging 14.6 points, 5.9 rebounds and 3.3 assists, before concluding his career as a Sun in 2001-02... Phoenix’s all-time leader in three-point field goals (800)... Won gold medal at the 1994 World Championships and a bronze medal at the 1988 Olympics... Became the first reserve to be voted to start on an All-Star team in 1995 and made three All-Star appearances (1992, '93, '95)... Only Sun to wear all three uniform styles... Placed in Ring of Honor on March 9, 2003.

PROSKI



Joe Proski Nicknames “Prosk” and “Magic Fingers”... Was the team’s original athletic trainer and held the post for the first 32 years of the franchise... Named NBA Athletic Trainer of the Year in 1987-88... Earned the first 30-year award ever issued by the National Basketball Trainers Association... Served as athletic trainer at four All-Star Games and represented Western Conference on NBTA Executive Committee for 10 years... Placed in Ring of Honor on April 1, 2001.

VAN ARSDALE



Dick Van Arsdale Nicknames “Flying Dutchman” and “The Original Sun”... 6-5 swingman spent nine of 12 NBA seasons in Phoenix (1968-77)... Was club’s first pick in 1968 Expansion Draft after three seasons in New York... Scored first point in franchise history on Oct. 18, 1968... Is fourth on club’s all-time scoring list (12,060), averaging 17.6... Three-time All-Star (1969, '70, '71)... 1974 All-Defensive Second Team... Scored 15,079 career points (16.4 ppg)... Suns jersey, 5, retired Nov. 13, 1977.

WESTPHAL



Paul Westphal Nickname “Westy”... 6-4 guard from Southern Cal... Acquired by Phoenix from Boston on May 23, 1975 for Charlie Scott... Won 1974 NBA title with Boston... Helped lift Phoenix to 1976 Finals against Boston... Phoenix’s sixth all-time leading scorer (9,564), averaging 20.6 points (1975-80, 1983-84)... Was a five-time All-Star, four as a Sun (1977, '78, '79, '80), and four-time All-NBA selection... Phoenix’s top scorer each season played... Suns jersey, 44, retired April 15, 1989.

Ring of Honor





2010-2011 SEASON IN REVIEW

Year In Review 10-11

Final NBA Regular Season Standings

EASTERN CONFERENCE

ATLANTIC DIVISION

	W	L	PCT	GB	HOME	ROAD	LAST-10	STREAK
Boston	56	26	.683	-	33-8	23-18	5-5	Won 1
New York	42	40	.512	14	23-18	19-22	7-3	Lost 2
Philadelphia	41	41	.500	15	26-15	15-26	4-6	Lost 2
New Jersey	24	58	.293	32	19-22	5-36	1-9	Lost 5
Toronto	22	60	.268	34	16-25	6-35	2-8	Lost 2

CENTRAL DIVISION

	W	L	PCT	GB	HOME	ROAD	LAST-10	STREAK
Chicago	62	20	.756	-	36-5	26-15	9-1	Won 9
Indiana	37	45	.451	25	24-17	13-28	5-5	Lost 2
Milwaukee	35	47	.427	27	22-19	13-28	6-4	Won 3
Detroit	30	52	.366	32	21-20	9-32	5-5	Won 1
Cleveland	19	63	.232	43	12-29	7-34	5-5	Won 2

SOUTHEAST DIVISION

	W	L	PCT	GB	HOME	ROAD	LAST-10	STREAK
Miami	58	24	.707	-	30-11	28-13	8-2	Won 4
Orlando	52	30	.634	6	29-12	23-18	6-4	Won 2
Atlanta	44	38	.537	14	24-17	20-21	4-6	Lost 6
Charlotte	34	48	.415	24	21-20	13-28	4-6	Won 2
Washington	23	59	.280	35	20-21	3-38	6-4	Lost 1

WESTERN CONFERENCE

SOUTHWEST DIVISION

	W	L	PCT	GB	HOME	ROAD	LAST-10	STREAK
San Antonio	61	21	.744	-	36-5	25-16	4-6	Lost 2
Dallas	57	25	.695	4	29-12	28-13	6-4	Won 4
New Orleans	46	36	.561	15	28-13	18-23	5-5	Lost 3
Memphis	46	36	.561	15	30-11	16-25	6-4	Lost 2
Houston	43	39	.524	18	25-16	18-23	5-5	Won 1

NORTHWEST DIVISION

	W	L	PCT	GB	HOME	ROAD	LAST-10	STREAK
Oklahoma City	55	27	.671	-	30-11	25-16	7-3	Lost 1
Denver	50	32	.610	5	33-8	17-24	7-3	Lost 1
Portland	48	34	.585	7	30-11	18-23	6-4	Lost 1
Utah	39	43	.476	16	21-20	18-23	3-7	Won 2
Minnesota	17	65	.207	38	12-29	5-36	0-10	Lost 15

PACIFIC DIVISION

	W	L	PCT	GB	HOME	ROAD	LAST-10	STREAK
L.A. Lakers	57	25	.695	-	30-11	27-14	5-5	Won 2
Phoenix	40	42	.488	17	23-18	17-24	4-6	Won 2
Golden State	36	46	.439	21	26-15	10-31	6-4	Won 1
L.A. Clippers	32	50	.390	25	23-18	9-32	4-6	Won 1
Sacramento	24	58	.293	33	11-30	13-28	4-6	Lost 2

NBA Playoffs 2010 Results

FIRST ROUND

SAN ANTONIO (1) vs. MEMPHIS (8)
(Grizzlies win series, 4-2)

OKLAHOMA CITY (4) vs. DENVER (5)
(Thunder win series, 4-1)

L.A. LAKERS (2) vs. NEW ORLEANS (7)
(Lakers win series, 4-2)

DALLAS (3) vs. PORTLAND (6)
(Mavericks win series, 4-2)

CHICAGO (1) vs. INDIANA (8)
(Bulls win series, 4-1)

ORLANDO (4) vs. ATLANTA (5)
(Hawks win series, 4-2)

MIAMI (2) vs. PHILADELPHIA (7)
(Heat win series, 4-1)

BOSTON (3) vs. NEW YORK (6)
(Celtics win series, 4-0)

CONFERENCE SEMIFINALS

OKLAHOMA CITY (4) vs. MEMPHIS (8)
(Thunder win series, 4-3)

L.A. LAKERS (2) vs. DALLAS (3)
(Mavericks win series, 4-0)

CHICAGO (1) vs. ATLANTA (5)
(Bulls win series, 4-2)

MIAMI (2) vs. BOSTON (3)
(Heat win series, 4-1)

WESTERN CONFERENCE FINALS

DALLAS (2) vs. OKLAHOMA CITY (4)
(Mavericks win series, 4-1)

EASTERN CONFERENCE FINALS

CHICAGO (1) vs. MIAMI (2)
(Heat win series, 4-1)

NBA FINALS

MIAMI vs. DALLAS
(Mavericks win series, 4-2)
Game 1 - Heat 92, Mavericks 84
Game 2 - Mavericks 95, Heat 93
Game 3 - Heat 88, Mavericks 86
Game 4 - Mavericks 86, Heat 83
Game 5 - Mavericks 112, Heat 103
Game 6 - Mavericks 105, Heat 95

2010-11 NBA Award Winners

NBA Most Valuable Player	Derrick Rose, Chicago Bulls
NBA Coach of the Year	Tom Thibodeau, Chicago Bulls
NBA Defensive Player of the Year	Dwight Howard, Orlando Magic
NBA Most Improved Player	Kevin Love, Minnesota Timberwolves
NBA Rookie of the Year	Blake Griffin, Los Angeles Clippers
NBA Sixth Man Award	Lamar Odom, Los Angeles Lakers
NBA Executive of the Year	Gar Forman, Chicago Bulls; Pat Riley, Miami Heat
J. Walter Kennedy Citizenship Award	Ron Artest, Los Angeles Lakers
NBA Sportsmanship Award	Stephen Curry, Golden State Warriors

ALL-NBA TEAMS

FIRST TEAM

F LeBron James, Miami
 F Kevin Durant, Oklahoma City
 C Dwight Howard, Orlando
 G Derrick Rose, Chicago
 G Kobe Bryant, L.A. Lakers

SECOND TEAM

F Pau Gasol, L.A. Lakers
 F Dirk Nowitzki, Dallas
 C Amar'e Stoudemire, New York
 G Russell Westbrook, Oklahoma City
 G Dwyane Wade, Miami

THIRD TEAM

F LaMarcus Aldridge, Portland
 F Zach Randolph, Memphis
 C Al Horford, Atlanta
 G Chris Paul, New Orleans
 G Manu Ginobili, San Antonio

ALL-DEFENSIVE TEAMS

FIRST TEAM

Dwight Howard, Orlando
 Kevin Garnett, Boston
 LeBron James, Cleveland
 Rajon Rondo, Boston
 Kobe Bryant, LA Lakers

SECOND TEAM

Tyson Chandler, Dallas
 Joakim Noah, Chicago
 Andre Iguodala, Philadelphia
 Chris Paul, New Orleans
 Tony Allen, Memphis

ALL-ROOKIE TEAMS

FIRST TEAM

DeMarcus Cousins, Sacramento
 Blake Griffin, L.A. Clippers
 Landry Fields, New York
 John Wall, Washington
 Gary Neal, San Antonio

SECOND TEAM

Gregg Monroe, Detroit
 Derrick Favors, Utah
 Wesley Johnson, Minnesota
 Paul George, Indiana
 Eric Bledsoe, L.A. Clippers

Weekly, Monthly Award Winners

NBA PLAYERS OF THE WEEK

Week	Eastern Conference	Western Conference
11/1	Rajon Rondo (BOS)	Pau Gasol (LAL)
11/8	Dwight Howard (ORL)	Chris Paul (NO)
11/15	Derrick Rose (CHI)	Deron Williams (UTA)
11/22	Amar'e Stoudemire (NY)	Russell Westbrook (OKC)
11/29	Dwight Howard (ORL)	Dirk Nowitzki (DAL)
12/6	Amar'e Stoudemire (NY)	Russell Westbrook (OKC)
12/13	Dwyane Wade (MIA)	Dirk Nowitzki (DAL)
12/20	Paul Pierce (BOS)	Tony Parker (SA)
12/27	LeBron James (MIA)	Monta Ellis (GS)
1/3	Dwyane Wade (MIA)	Chauncey Billups (DEN)
1/10	LeBron James (MIA)	Zach Randolph (MEM)
1/17	Derrick Rose (CHI)	Russell Westbrook (OKC)
1/24	Dwight Howard (ORL)	LaMarcus Aldridge (POR)
1/31	LeBron James (MIA)	Zach Randolph (MEM)
2/7	LeBron James (MIA)	Kevin Durant (OKC)
2/14	Dwight Howard (ORL)	LaMarcus Aldridge (POR)
2/28	Dwight Howard (ORL)	Kevin Martin (HOU)
3/7	Paul Pierce (BOS)	Russell Westbrook (OKC)
3/14	Dwyane Wade (MIA)	Tony Parker (SA)
3/21	LeBron James (MIA)	Kyle Lowry (HOU)
3/28	Dwight Howard (ORL)	Kobe Bryant (LAL)
4/4	Carmelo Anthony (NY)	Zach Randolph (MEM)
4/11	Carmelo Anthony (NY)	Kevin Durant (OKC)

NBA MONTHLY AWARD WINNERS

PLAYER	Eastern Conference	Western Conference
November	Dwight Howard (ORL)	Deron Williams (UTA)
December	D. Wade/L. James (MIA)	Kevin Durant (OKC)
January	LeBron James (MIA)	Zach Randolph (MEM)
February	Dwight Howard (ORL)	LaMarcus Aldridge (POR)
March	Derrick Rose (CHI)	Kobe Bryant (LAL)
April	LeBron James (MIA)	Kevin Durant (OKC)
COACH		
November	Doc Rivers (BOS)	Gregg Popovich (SA)
December	Erik Spoelstra (MIA)	Gregg Popovich (SA)
January	Tom Thibodeau (CHI)	Monty Williams (NO)
February	Doug Collins (PHI)	Rick Carlisle (DAL)
March	Tom Thibodeau (CHI)	Phil Jackson (LAL)
April	Tom Thibodeau (CHI)	Nate McMillan (POR)
ROOKIE		
November	Landry Fields (NY)	Blake Griffin (LAC)
December	Landry Fields (NY)	Blake Griffin (LAC)
January	John Wall (WAS)	Blake Griffin (LAC)
February	John Wall (WAS)	Blake Griffin (LAC)
March	John Wall (WAS)	Blake Griffin (LAC)
April	John Wall (WAS)	Blake Griffin (LAC)

Suns Final Season Statistics 10-11

2010-11 Season Review

PLAYER	G	GS	MIN	3PT			REBOUNDS			TOT	AST	PF-DQ	STL	TO	BLK	PTS-AVG	
				FGM-FGA	PCT	FTM-FTA	PCT	OR-DR									
RICHARDSON	25	25	796	183-389	.470	62-148	.419	55-72	.764	33-78	111	36	46-0	27	30	3	483-19.3
NASH	75	75	2497	399-811	.492	81-205	.395	227-249	.912	40-220	260	855	87-0	48	265	4	1106-14.7
CARTER	51	41	1387	264-625	.422	89-243	.366	72-98	.735	43-142	185	82	123-0	47	54	17	689-13.5
HILL	80	80	2409	399-825	.484	45-114	.395	213-257	.829	77-261	338	200	184-1	64	134	35	1056-13.2
FRYE	77	64	2541	358-829	.432	171-439	.390	89-107	.832	65-448	513	96	272-4	46	73	79	976-12.7
BROOKS	25	5	473	86-200	.430	22-67	.328	46-57	.807	9-18	27	104	46-0	13	44	1	240-9.6
DUDLEY	82	15	2140	300-629	.477	105-253	.415	162-218	.743	111-207	318	108	139-0	87	77	20	867-10.6
GORTAT	55	12	1636	294-522	.563	1-4	.250	128-175	.731	110-403	513	53	136-0	29	64	70	717-13.0
TURKOGU	25	16	630	85-193	.440	41-97	.423	26-36	.722	20-80	100	58	77-0	18	31	14	237-9.5
WARRICK	80	6	1416	228-446	.511	1-11	.091	212-294	.721	88-208	296	69	100-0	32	79	9	669-8.4
DRAGIC	48	2	856	133-316	.421	28-101	.277	59-97	.608	24-62	86	149	90-0	36	96	6	353-7.4
PIETRUS	38	4	689	98-250	.392	51-149	.342	36-51	.706	9-67	76	23	66-1	19	25	18	283-7.4
LOPEZ	67	56	991	179-357	.501	0-0	—	74-100	.740	82-134	216	8	143-1	18	48	45	432-6.4
DOWDELL	24	0	292	51-125	.408	3-10	.300	16-17	.941	5-15	20	51	30-0	20	29	2	121-5.0
CHILDRESS	54	3	894	121-214	.565	1-16	.063	29-59	.492	69-86	155	42	68-0	33	44	23	272-5.0
CLARK	9	0	72	12-31	.387	0-0	—	5-10	.500	4-13	17	4	6-0	1	2	3	29-3.2
BARRON	12	6	183	12-51	.235	0-0	—	12-20	.600	16-24	40	4	32-1	6	11	4	36-3.0
SILER	21	0	101	17-31	.548	0-0	—	11-22	.500	16-12	28	3	20-0	1	10	4	45-2.1
LAWAL	1	0	2	0-0	—	0-0	—	0-0	—	0-0	0	0	1-0	0	0	0	0-0.0

SUNS	82	-	2005	3219-6844	.470	701-1857	.377	1472-1939	.759	821-2478	3299	1945	1666-8	545	1169	357	8611-105.0
OPPONENTS	82	-	2005	3309-7108	.472	585-1595	.367	1481-1964	.754	985-2647	3632	1890	1740-15	644	1189	356	8684-105.9

PLAYER	SINGLE-GAME HIGHS								AVERAGE PER GAME					CAREER HIGHS (C=SET, T=TIRED THIS SEASON)							
	MIN	REB	AST	ST	TO	B	PTS	MIN	REB	AST	STL	TO	BLK	PTS	FGM	FGA	FTM	FTA	REB	AST	PTS
RICHARDSON	43	10	3	4	3	1	39	31.8	4.4	1.4	1.08	1.2	0.12	19.3	18	32	12	14	14	8	44
NASH	49	8	20	3	9	1	28	33.3	3.5	11.4	0.64	3.5	0.05	14.7	16	27	13	16	13	22	42
CARTER	41	12	5	6	4	2	33	27.2	3.6	1.6	0.92	1.1	0.33	13.5	20	36	23	27	16	14	51
HILL	47	12	8	3	5	2	34	30.1	4.2	2.5	0.80	1.7	0.44	13.2	17	35	18	22	18	14	46
FRYE	57	15	5	2	4	4	33	33.0	6.7	1.2	0.60	0.9	1.03	12.7	14	26	9	12	15C	5T	33C
BROOKS	34	4	10	3	4	1	25	18.9	1.1	4.2	0.52	1.8	0.04	9.6	14	30	12	13	10	13	43
DUDLEY	43	12	5	5	4	2	33	26.1	3.9	1.3	1.06	0.9	0.24	10.6	11C	16C	8	12	18	6	33C
GORTAT	53	18	5	3	5	5	25	29.7	9.3	1.0	0.53	1.2	1.27	13.0	10C	18C	8C	8C	18T	5C	25C
TURKOGU	38	10	5	2	4	2	18	25.2	4.0	2.3	0.72	1.2	0.56	9.5	13	23	14	16	19	17	39
WARRICK	40	14	4	2	4	2	32	17.7	3.7	0.9	0.40	1.0	0.11	8.4	14C	21	13C	15	16	5	32C
DRAGIC	40	6	10	4	6	1	17	17.8	1.8	3.1	0.75	2.0	1.13	7.4	10	16	7	8T	11	11	32
PIETRUS	35	8	2	2	3	4	25	18.1	2.0	0.6	0.50	0.7	0.47	7.4	12	19	8	12	14	6	28
LOPEZ	32	14	2	2	4	3	19	14.8	3.2	0.1	0.27	0.7	0.67	6.4	13	18C	8	9	14C	2C	30
DOWDELL	28	5	6	4	5	1	14	12.2	0.8	2.1	0.83	1.2	0.08	5.0	5C	11C	4C	4C	5C	6C	14C
CHILDRESS	29	8	4	4	4	2	15	16.6	2.9	0.8	0.61	0.8	0.43	5.0	10	17	11	14	15	8	26
CLARK	16	6	2	1	1	1	12	8.0	1.9	0.4	0.11	0.2	0.33	3.2	6	12T	4	8	9	2T	14
BARRON	32	8	2	4	3	1	7	15.3	3.3	0.3	0.50	0.9	0.33	3.0	9	17	9	10	18	4	22
SILER	12	5	1	1	3	2	8	4.8	1.3	0.1	0.05	0.5	0.19	2.1	3C	4C	2C	4C	5C	1C	8C
LAWAL	2	0	0	0	0	0	0	2.0	0.0	0.0	0.00	0.0	0.00	0.0	0C	0C	0C	0C	0C	0C	0C

SUNS	315	55	40	14	28	11	137	244.0	40.2	23.7	6.65	14.3	4.35	105.0	67	128	61	80	77	51	173
OPPONENTS	315	60	37	18	26	11	139	244.0	44.3	23.0	7.85	14.5	4.34	105.9	67	137	56	71	83	47	159

2010-11 Game-By-Game Results



2010-11 Season Review

G	Date	Score	Opp.	W/L	Rec.	Attend.	1st	2nd	3rd	4th	10T	20T	Suns HI Pts.	Suns HI Reb.	Suns HI Assets.	Opp. HI Pts.	Opp. HI Reb.
1	10/26	92-106	@POR	L	0-1	20,603	26-28	20-22	35-25	11-31	-	-	Nash-26	JR/CF-6	Nash-6	Roy-24	Batum-11
2	10/28	110-94	@UTA	W	1-1	19,911	27-22	31-20	26-30	26-22	-	-	Nash-21	Hill-12	Dragic-6	Jefferson-20	Millsap-13
3	10/29	106-114	LAL	L	1-2	18,422	27-28	23-29	29-30	27-27	-	-	Hill-19	Lopez-14	Nash-9	Bryant-25	Odom-17
4	11/3	110-112	SA	L	1-3	17,060	22-23	28-27	29-31	31-31	-	-	Richardson-21	Hill-8	Dragic-8	Jefferson-28	Duncan-17
5	11/5	123-118	MEM	W	2-3	16,470	20-35	25-20	25-21	29-23	10-10	14-9	Richardson-38	Frye-11	Nash-9	Gasol/Gay-26	Randolph-14
6	11/7	118-114	@ATL	W	3-3	13,395	30-28	31-22	29-38	28-26	-	-	Richardson-21	HR/DJ/TC-6	Nash-15	Johnson-34	Hornford-10
7	11/8	99-109	@MEM	L	3-4	10,786	26-28	26-27	23-33	24-21	-	-	Hill-19	Hill-12	Nash-11	Randolph-23	Randolph-20
8	11/12	103-81	SAC	W	4-4	18,029	30-24	22-19	25-25	26-21	-	-	Nash-28	Richardson-8	Nash-14	Landy-20	Landy-11
9	11/14	121-116	@LAL	W	5-4	18,997	23-25	33-28	36-31	29-32	-	-	Richardson-35	Richardson-8	Nash-13	Gasol-28	Gasol-17
10	11/15	100-94	DEN	W	6-4	17,774	20-22	26-36	23-18	31-18	-	-	Warrick-21	Childress-8	Nash-7	Anthony-20	Anthony-22
11	11/17	96-123	@MIA	L	6-5	19,600	24-27	19-37	30-36	23-23	-	-	Nash-17	Turkoglu-4	Turkoglu-4	Bosh-35	Haslem-10
12	11/18	89-105	@ORL	L	6-6	18,846	15-31	19-31	25-29	30-14	-	-	Hill-21	CF/FC-6	Dragic-4	Howard-20	Howard-12
13	11/20	105-123	@CHA	L	6-7	16,428	25-30	26-25	23-34	31-34	-	-	Hill-23	Frye-6	Dragic-10	Diaw-26	Jackson-10
14	11/22	123-116	@HOU	W	7-7	15,080	26-25	33-20	31-31	33-40	-	-	Richardson-26	Turkoglu-8	Nash-9	Martin-19	Hill-10
15	11/24	115-123	CHI	L	7-8	18,422	36-17	26-33	22-22	17-29	10-10	4-12	Hill-27	Turkoglu-10	Nash-16	Rose-35	Noah-15
16	11/26	116-108	LAC	W	8-8	17,846	42-21	25-30	31-30	18-27	-	-	Richardson-29	JR/HW-6	Nash-10	Gordon-32	Griffin-14
17	11/28	133-138	@DEN	L	8-9	15,482	18-31	39-37	32-37	44-33	-	-	Richardson-35	Richardson-10	Nash-11	Smith-30	Nene-9
18	12/2	107-101	@GS	W	9-9	18,328	31-20	21-29	23-23	42-39	-	-	Richardson-29	Frye-10	Nash-16	Ellis-38	Wright-10
19	12/3	105-97	IND	W	10-9	16,991	20-28	32-31	22-17	31-21	-	-	Frye-29	Dragic-6	Nash-11	Rush-21	McRoberts-9
20	12/5	125-108	WAS	W	11-9	17,430	28-31	36-30	31-17	30-30	-	-	Warrick-26	Barron-8	Nash-17	Blatche-24	Yi-9
21	12/7	99-106	@POR	L	11-10	20,151	23-29	24-22	28-18	24-37	-	-	Nash-24	Hill-8	Nash-15	Matthews-24	Aldridge-6
22	12/8	98-104	MEM	L	11-11	16,288	22-25	19-28	23-25	28-14	6-12	-	Dragic-17	CF/JC/HT-7	Nash-7	Randolph-34	Randolph-17
23	12/10	94-101	POR	L	11-12	17,284	22-28	31-33	20-26	21-14	-	-	Nash-24	Nash/Frye-7	Nash-5	Roy-26	Camby-18
24	12/15	128-122	MIN	W	12-12	16,977	31-30	25-26	35-30	37-36	-	-	Richardson-29	Frye-9	Nash-19	Love-23	Love-16
25	12/17	91-106	@DAL	L	12-13	20,406	25-22	17-32	17-26	32-26	-	-	Warrick-15	CF/HW-14	Dragic-10	Nowitzki/Terry-18	Chandler-12
26	12/19	113-110	@OKC	W	13-13	18,203	25-23	29-22	28-40	31-25	-	-	Hill-30	Hill-11	Nash-10	Durant-28	Collison-8
27	12/20	110-118	@SA	L	13-14	18,581	26-27	28-26	24-40	32-25	-	-	Dudley-27	Lopez-7	Nash-10	Neal-22	Duncan-15
28	12/23	83-95	MIA	L	13-15	18,422	22-19	17-26	20-27	24-23	-	-	Dudley-33	Dudley-12	Nash-18	James-36	Bosh-11
29	12/26	103-108	@LAC	L	13-16	19,060	18-33	31-28	29-18	25-29	-	-	Pietrus-25	Hill-7	Nash-15	Griffin-28	Griffin-12
30	12/29	110-123	PHI	W	13-17	18,422	35-33	30-33	21-26	24-31	-	-	Nash-23	Gortat-6	Nash-15	Holiday-25	Nocioni-12
31	12/31	92-75	DET	W	14-17	16,637	24-14	26-18	18-26	24-17	-	-	MG/VJ-8	MG/VJ-8	GD/MG-5	Gordon-19	Daye-18
32	1/2	89-94	@SAC	L	14-18	12,500	27-17	21-22	25-26	16-29	-	-	Nash-20	Gortat/Hill-6	Nash-12	Cousins-28	Landy-12
33	1/5	95-99	LAL	L	14-19	18,105	24-31	26-18	23-31	22-19	-	-	Dudley-21	Gortat-9	Nash-10	Bryant-24	Odom-10
34	1/7	96-121	NY	L	14-20	17,621	22-30	33-25	25-28	22-28	-	-	Carter-19	Frye/Dudley-6	Nash-9	Frye/AS/RF-23	Feldon-10
35	1/9	108-100	CLE	W	15-20	17,031	26-26	25-26	30-29	27-19	-	-	Dudley-21	Frye-12	Nash-17	Harris-27	Hickson-17
36	1/11	98-132	@DEN	L	15-21	14,874	32-20	23-44	17-38	26-30	-	-	Frye-8	Frye-8	Nash-7	Afflalo-31	Anthony-10
37	1/12	118-109	NY	W	16-21	16,334	28-28	27-29	18-27	30-19	15-6	-	Frye/Nash-15	Frye/Nash-7	Nash-16	Vujacic-19	Outlaw-11
38	1/14	115-111	POR	W	17-21	17,412	28-36	28-23	29-27	30-25	-	-	Nash-23	Frye-8	Nash-13	Matthews-26	Fields-15
39	1/17	129-121	@NY	W	18-21	19,763	39-30	22-34	36-27	32-30	-	-	Carter-29	Carter-12	Nash-11	Stoudemire-41	Fields-9
40	1/19	106-98	@CLE	W	19-21	20,562	36-28	26-21	28-28	16-21	-	-	Hill-27	Hill/Gortat-12	Nash-15	Jamison-23	Hickson-15
41	1/21	109-91	@WAS	W	20-21	15,716	22-33	30-20	31-18	26-20	-	-	Frye-25	Gortat-14	Nash-14	Young-25	Lewis-12



G	Date	Score	Opp.	W/L	Rec.	Attend.	1st	2nd	3rd	4th	10T	20T	Suns HI Pts.	Suns HI Reb.	Suns HI Assts.	Opp. HI Pts.	Opp. HI Reb.
42	1/22	74-75	@ DET	L	20-22	21,362	17-21	21-15	23-11	13-28	-	-	Nash-14	Gortat-13	Nash-8	Prince-17	Opp. HI Reb. Prince-13
43	1/24	95-105	@ PHI	L	20-23	14,881	25-26	22-35	23-26	25-12	-	-	Dudley-23	Dudley-7	Nash-9	Young-24	Brand-9
44	1/26	107-114	CHA	L	20-24	16,986	26-31	31-28	30-33	20-22	-	-	Nash-27	Gortat-7	Nash-15	Jackson-23	Brown/Wallace-10
45	1/28	88-71	BOS	W	21-24	18,422	30-16	19-19	26-23	13-13	-	-	Gortat-17	Gortat-11	Nash-15	Garnett-18	Garnett-10
46	1/30	104-102	NO	W	22-24	17,921	27-25	26-28	35-27	16-22	-	-	Gortat-25	Gortat-17	Nash-15	Paul-26	Thorton-10
47	2/2	92-77	MIL	W	23-24	16,422	25-17	27-14	19-22	21-24	-	-	Gortat-19	Flye-13	Nash-13	CW/EI-15	Ilyosova-9
48	2/4	107-111	OKC	L	23-25	16,274	36-31	24-32	27-17	20-31	-	-	Carter-33	Flye-9	Nash-8	Green-28	Durant-11
49	2/7	104-92	@ GS	W	24-25	18,002	33-17	29-28	27-30	15-17	-	-	Flye-19	Flye-11	Nash-15	Ellis-21	Ellis-11
50	2/10	112-88	GS	W	25-25	16,731	32-22	33-20	22-19	25-27	-	-	Nash-18	Flye/Gortat-9	Nash-11	EU/RW-16	Udoh-7
51	2/11	95-83	@ UTA	W	26-25	19,911	19-31	25-25	27-13	24-14	-	-	Nash-18	Gortat-10	Nash-10	DW/CJM-19	Jefferson-12
52	2/13	108-113	SAC	L	26-26	17,798	32-30	25-20	24-28	27-35	-	-	Nash-22	Gortat-12	Nash-18	Evans-21	Dalembert-15
53	2/15	102-101	UTA	W	27-26	16,874	29-27	21-26	26-20	26-28	-	-	Flye-31	Flye-11	Nash-14	Jefferson-32	Jefferson-10
54	2/17	106-112	DAL	L	27-27	17,903	25-28	26-26	29-31	26-27	-	-	Flye-24	Lopez-13	Nash-14	Nowitzki-35	Chandler-12
55	2/23	105-97	ATL	W	28-27	18,254	33-31	28-16	19-24	25-26	-	-	Flye-20	Gortat-12	Nash-10	Smith-26	Horford-9
56	2/25	110-102	@ TOR	W	29-27	19,004	35-14	25-28	22-20	24-30	-	-	Carter/Gortat-17	Gortat-11	Nash-11	Bargnani-25	Bayless/Davis-5
57	2/27	110-108	@ IND	W	30-27	14,168	33-29	27-22	22-21	17-27	11-9	-	Hill-34	Gortat-11	Nash-13	Granger-26	Foster-12
58	2/28	104-103	@ NJ	W	31-27	15,836	26-23	26-28	17-15	27-30	8-7	-	Gortat-17	Flye-8	Nash-15	Lopez-28	Humphries-15
59	3/2	115-103	@ BOS	L	31-28	18,624	21-32	21-30	30-29	31-24	-	-	Brooks-17	Gortat-13	Nash-13	Garnett-28	Pierce-13
60	3/4	102-88	@ MIL	W	32-28	15,011	22-26	23-22	31-15	26-25	-	-	Flye/Pietrus-20	Flye-9	Nash-13	Maggette-21	CM/CD-9
61	3/6	118-122	@ OKC	L	32-29	18,203	28-25	33-32	30-29	18-23	9-13	-	Carter-29	Flye-15	Nash-14	Westbrook-32	TS/MC-9
62	3/8	113-110	HOU	W	33-29	17,363	24-26	24-24	31-32	34-28	-	-	Carter/Warrick-32	Gortat-16	Nash-14	Lowry-32	Haye/Miller-9
63	3/10	97-116	DEN	L	33-30	17,465	25-30	24-29	17-31	31-26	-	-	Gortat-14	Gortat-18	Nash-10	Nene-22	Forbes-9
64	3/13	88-111	ORL	L	33-31	18,091	26-32	26-29	13-26	23-24	-	-	Brooks-19	Warrick-8	Brooks-10	Howard-26	Howard-15
65	3/14	93-95	@ HOU	W	33-32	16,262	16-27	26-23	22-24	29-21	-	-	Carter-21	HW/MG-8	Dowdell-5	Hayes-9	Hayes-9
66	3/16	95-100	@ NO	L	33-33	13,758	29-31	17-25	19-21	30-23	-	-	Dudley-25	MG/JD-8	Nash-10	Paul-26	Okafor-11
67	3/18	108-99	GS	W	34-33	18,422	27-20	23-18	34-27	24-32	-	-	Gortat-18	CF/MG-8	Nash-10	Wright-30	Lee-10
68	3/20	100-99	@ LAC	W	35-33	19,060	27-23	27-26	23-27	27-21	-	-	Nash-23	Gortat-13	Nash-13	Kaman-21	Kaman-11
69	3/22	137-139	@ LAL	L	35-34	18,997	31-27	29-39	26-29	26-17	9-9	9-9/7-9	Flye-32	Gortat-16	Nash-20	Bryant-42	Odom-16
70	3/23	114-106	TOR	W	36-34	17,865	26-32	29-29	31-25	28-20	-	-	Brooks-25	Gortat-8	SM/AB-8	Bargnani-27	Davis-9
71	3/25	100-106	NOH	L	36-35	18,422	27-21	29-29	22-23	22-33	-	-	Gortat/Hill-18	Gortat-10	Nash-8	Paul-22	Okafor-12
72	3/27	83-91	DAL	L	36-36	17,314	26-17	23-27	18-21	16-26	-	-	Flye/Dudley-20	Gortat-15	Nash-10	TC/JK/JT-16	Chandler-18
73	3/29	113-116	@ SAC	L	36-37	13,774	34-30	27-29	32-26	20-31	-	-	Flye/Dudley-21	Gortat-11	Nash-14	Thorton-24	Thorton-11
74	3/30	98-116	OKC	L	36-38	18,033	28-33	23-22	22-24	25-37	-	-	Carter-28	Gortat-10	Nash-9	JH/KO-22	Itaka-10
75	4/1	111-98	LAC	W	37-38	18,422	25-23	32-21	31-26	23-28	-	-	Hill-19	Gortat-11	Brooks-6	Gordon-21	Griffin-13
76	4/3	97-114	@ SA	L	37-39	18,581	20-35	26-35	25-21	26-23	-	-	Flye/Brooks-14	Dudley-10	Brooks-6	Hill-29	Bonner-11
77	4/5	94-97	@ CHI	W	37-40	21,873	24-25	16-28	30-28	24-16	-	-	Carter-23	Gortat-13	Nash-16	Deng-18	Boozer/Gibson-9
78	4/6	108-98	@ MIN	W	38-40	16,113	26-23	30-30	26-24	26-21	-	-	Gortat-20	Gortat-16	Nash-9	Beasley-24	Beasley-11
79	4/7	97-109	@ NOH	L	38-41	14,950	30-31	23-28	26-26	18-24	-	-	Dudley-18	Flye/Dudley-7	Brooks-9	Green-31	Ariza-8
80	4/10	90-115	@ DAL	L	38-42	20,355	17-36	22-29	21-15	30-35	-	-	Gortat-15	Gortat-9	Nash-9	Nowitzki-19	Chandler-12
81	4/11	135-127	MIN	W	39-42	17,485	24-33	34-32	34-27	29-29	14-6	-	Flye-33	JD/MG-8	Nash-16	Beasley-26	AT/AR-10
82	4/13	106-103	SA	W	40-42	18,195	43-27	18-26	24-21	21-29	-	-	Gortat-21	Gortat-13	Nash-10	Duncan-17	Duncan-12

Key Dates 10-11

- 7/20:** Named sports attorney **Lon Babby** the club's president of basketball operations.
- 7/26:** Waived **Taylor Griffin**.
- 8/2:** Signed draft pick **Gani Lawal**.
- 8/4:** Signed **Matt Janning**.
- 8/5:** Named former Spurs and Cavaliers executive **Lance Blanks** the club's general manager.
- 8/30:** Signed **Dwayne Jones**.
- 9/15:** Named **John Treloar** director of player personnel.
- 9/23:** Signed head coach **Alvin Gentry** to a contract extension through 2012-13.
- 9/27:** Signed **Chucky Atkins**, **Zabian Dowdell** and **Garret Siler** to contracts.
- 10/11:** Waived **Chucky Atkins**.
- 10/19:** Waived **Zabian Dowdell** and **Dwayne Jones**.
- 10/21:** Exercised fourth-year option on the contract of **Robin Lopez** for the 2011-12 season.
- 11/1:** Signed **Jared Dudley** to a multiyear contract extension.
- 11/14:** In a win over the defending champion Los Angeles Lakers at STAPLES Center, the Suns made a franchise-record 22 three-pointers, one shy of an NBA record. Phoenix owns three of the six games of 20 or more total threes in league history.
- 11/16:** Assigned **Gani Lawal** to Iowa Energy of NBA D-League. He was recalled on Dec. 19.
- 11/16:** Waived **Matt Janning** and signed **Earl Barron**.
- 12/15:** **Channing Frye** set a franchise record for three-pointers in a half, making seven in the second half of a victory over the Minnesota Timberwolves.
- 12/18:** Acquired **Vince Carter**, **Marcin Gortat**, **Mickael Pietrus**, a 2011 first-round pick and cash considerations from Orlando for **Jason Richardson**, **Hedo Turkoglu** and **Earl Clark**.
- 12/19:** **Grant Hill** recorded 30 points and 11 rebounds in a win over the Oklahoma City Thunder. It marked his first 30-10 game since April 2, 2000, and the first by a player 38 or older since **Michael Jordan** on Feb. 27, 2003.
- 12/21:** Waived **Earl Barron**.
- 1/2:** Assigned **Garret Siler** to Iowa of the NBA Development League. He was recalled on Jan. 9.
- 1/9:** Signed **Zabian Dowdell** to a 10-day contract.
- 1/26:** Signed **Zabian Dowdell** to a second 10-day contract.
- 2/6:** Signed **Zabian Dowdell** for the remainder of the season.
- 2/7:** **Steve Nash** became 11th player in NBA history to record 6,000 assists with a single team, and joined **Kevin Johnson** as the second Sun to do so.
- 2/23:** **Alvin Gentry** earned his 100th victory as head coach of the Suns, the fourth-fastest coach to reach that total in franchise history (168 games).
- 2/24:** Acquired **Aaron Brooks** from Houston in exchange for **Goran Dragic** and a protected 2011 first-round pick.
- 2/25:** **Steve Nash** became the seventh player in league history to reach 9,000 career assists.
- 2/27:** **Channing Frye** made a game-winning, 23-foot jumper as time expired in an overtime victory against the Indiana Pacers at Conseco Fieldhouse. It was the first buzzer-beater by a Sun since **Quentin Richardson** on Dec. 20, 2004.



- 2/28:** The very next night, **Channing Frye** connected on the game-winning three-pointer with 6.6 seconds remaining in the Suns' overtime victory over the New Jersey Nets at Prudential Center.
- 3/22:** The Suns and Lakers played a triple-overtime thriller at STAPLES Center eventually won by Los Angeles. **Grant Hill** forced overtime with a three-pointer with 31.8 seconds remaining in regulation. With the Suns trailing by three, **Channing Frye** was fouled on a three-point attempt with 1.1 seconds remaining in the first overtime period and made all three free throws.
- 3/22:** In that game, **Steve Nash** recorded 20 assists, the eighth such game of his career, all of which have come with the Suns. Nash's eighth 20-assist game with Phoenix broke **Kevin Johnson's** franchise record (seven).
- 3/28:** Announced **Gary Bender** would retire from broadcasting nearly two decades as a Suns television broadcaster. Bender spent more than 40 years in the industry. He broadcast his final game in the Suns' season finale on April 13.
- 4/11:** The Suns played their single-season franchise record ninth overtime game of the season. The game, which was won by Phoenix, also marked the Suns' single-season franchise record fifth overtime victory.
- 4/11:** **Channing Frye** tied a Suns' franchise record and a Phoenix arena record with nine three-pointers made against the Minnesota Timberwolves at US Airways Center.
- 4/13:** **Grant Hill** won his second Majerle Hustle Award, the first player to earn the honor multiple times since its inception in 2002-03.
- 4/19:** **Grant Hill** elected to the Naismith Memorial Basketball Hall of Fame Board of Governors, the first active player ever to serve on the Hall of Fame's board.
- 4/29:** The Iowa Energy, the Suns' NBA Development League affiliate, wins D-League championship.
- 6/14:** **Mickael Pietrus** exercised the player option on his contract for the 2011-12 season.
- 6/23:** Suns and **Vince Carter** agreed to modify the date on which Carter's contract became fully guaranteed, changing it to the start of NBA free agency for the 2011-12 season.
- 6/23:** Extended a qualifying offer to restricted free agent guard **Aaron Brooks**.
- 6/23:** Selected Kansas forward **Markieff Morris** with the 13th overall pick in the 2011 NBA Draft.
- 7/1:** The NBA commenced a lockout of its players, effective at 12:01 a.m. ET.
- 7/6:** Former Sun **Armen Gilliam**, the second overall pick in the 1987 NBA Draft by Phoenix, passed away at the age of 47.
- 7/7:** The NBA and the Suns announced the Bakersfield Jam as the Suns' NBA Development League affiliate.
- 7/14:** Former Houston Rockets assistant **Elston Turner** named an assistant coach.
- 8/18:** Former Suns scout and assistant coach **Scotty Robertson** passes away at the age of 81.



Final Regular Season Records

	Record	Home	Road	Overtime
Overall	40-42	23-18	17-24	5-4
Atlantic	6-4	3-2	3-2	2-0
Central	7-3	4-1	3-2	1-1
Southeast	4-6	2-3	2-3	0-0
Eastern	17-13	9-6	8-7	3-1
Southwest	5-13	4-5	1-8	1-1
Northwest	9-9	5-4	4-5	1-1
Pacific	9-7	5-3	4-4	0-1
Western	23-29	14-12	9-17	2-3

Head Coach: Alvin Gentry, 3rd season w/ Phx
2010-11 Season: 40-42 (.488)
Overall Record: 289-309 (.483)
Suns Record: 112-83 (.574)

Home Attendance

Games	41
Total	720,249
Average	17,567
	8 sellouts (18,422)

	Won	Lost	
Preseason	2	6	
Oct./Nov.	8	9	(4-3H / 4-6A)
December	6	8	(4-4H / 2-4A)
January	8	7	(5-3H / 3-4A)
February	9	3	(4-3H / 5-0A)
March	5	11	(3-5H / 2-6A)
April	4	4	(3-0H / 1-4A)

Offense vs. Opponents

+100	36-17	+500	14-28
-100	4-25	-500	26-13

Defense

+100	21-35
-100	19-7

Streaks

	Overall Streaks	Home Streaks	Road Streaks
Current:	Won 2	Won 3	Loss 2
Longest:	Won 5, Lost 4	Won 3, Lost 3	Won 5, Lost 4
Last Win:	4/13 vs. San Antonio (106-103)	4/13 vs. San Antonio (106-103)	4/6 at Minnesota (108-98)
Last Loss:	4/10 at Dallas (90-115)	3/30 vs. Oklahoma City (98-116)	4/10 at Dallas (90-115)

Suns Record When They:

	Home	Road	Overall
Led at the half:	11-5	13-5	24-10
Trailed at the half:	10-12	4-19	14-31
Were tied at the half:	2-1	0-0	2-1
Led after three quarters:	14-5	16-6	30-11
Trailed after three quarters:	6-13	1-18	7-31
Were tied after three quarters:	3-0	0-0	3-0
Shot higher field goal percentage:	15-3	13-6	28-9
Shot lower field goal percentage:	8-14	4-17	12-31
Made more three-pointers:	17-9	10-9	27-18
Made fewer three-pointers:	5-8	6-12	11-20
Shot more free throws:	14-8	11-7	25-15
Shot fewer free throws:	7-9	4-17	11-26
Outrebounded their opponent:	10-4	7-1	17-5
Were outrebounded by opponent:	12-13	9-22	21-35
Committed more turnovers:	11-8	8-14	19-22
Committed fewer turnovers:	8-6	9-8	17-14
Outscored opponents' bench:	15-12	12-11	27-23
Were outscored by opponents' bench:	8-6	4-13	12-19

Margins of Victory/Defeat

Largest Margin of Victory: 24 vs. Golden State, 2/10 (112-88)

Largest Margin of Defeat: 34 at Denver, 1/11 (98-132)

Margins	1	2	3	4	5	6	7	8	9	10	11	12	13	14	15	16	17	18	19	20	21	22	23	24	>25
Won By	2	2	3	2	2	3	1	8	2	1	1	2	1	2	1	1	3	2							1
Lost By	1	3	2	3	5	3	3	4		2		3	1	1	1	1	1	2	1				1		4



2010-11 Team Leaders

Player	10+ pts	20+ pts	30+ pts	10+ rebs	10+ assts	Double-Doubles
Brooks	8	1			1	1
Carter	33	10	2	2		2
Childress	11					
Dowdell	3					
Dudley	42	9	1	2		2
Frye	52	12	3	11		8
Gortat	43	7		24		23
Hill	56	13	2	5		5
Lawal						
Lopez	18			2		2
Nash	56	19			50	42
Pietrus	14	3				
Siler						
Warrick	26	5	1	3		3

Led Suns in Scoring: Nash (17), Carter (12), Frye (11), Gortat (11), Dudley (10), Hill (8), Warrick (5), Brooks (4), Pietrus (2)

Led Suns in Rebounding: Gortat (34), Frye (25), Hill (9), Dudley (8), Warrick (4), Lopez (3), Childress (3), Nash (2)

Led Suns in Assists: Nash (69), Brooks (7), Dowdell (1), Gortat (1)

Led Suns in Steals: Dudley (32), Nash (19), Hill (16), Carter (16), Frye (10), Warrick (8), Childress (8), Gortat (6), Brooks (5), Pietrus (4), Lopez (3), Dowdell (3)

Led Suns in Blocks: Frye (34), Gortat (26), Lopez (15), Hill (12), Carter (6), Childress (5), Dudley (4), Pietrus (3), Nash (2), Warrick (1)

2010-11 Games Missed Due To Injury

GAMES MISSED DUE TO INJURY/ILLNESS/SUSPENSION — TOTAL: 97

Robin Lopez	sprained MCL and PCL, left knee	Missed 14 games (6-8)	11/15-12/10
Steve Nash	strained groin pelvic instability illness right hamstring	Missed 2 games (0-2)	11/18-11/20
		Missed 2 games (0-2)	3/13-3/14
		Missed 2 games (1-1)	4/1-4/3
		Missed 1 game (0-1)	4/8
Gani Lawal	torn ACL, partially torn MCL, right knee	Missed 48 games (25-23)	1/7-4/13
Grant Hill	mild knee sprain	Missed 2 games (1-1)	1/11-1/12
Goran Dragic	left foot	Missed 7 games (5-2)	1/30-2/13
Channing Frye	dislocated right shoulder	Missed 5 games (1-4)	3/8-3/16
Aaron Brooks	NBA suspension	Missed 1 game (1-0)	3/20
Mickaël Pietrus	strained right quad tendon	Missed 12 games (4-8)	3/25-4/13
Vince Carter	quad tendon strain hip contusion	Missed 2 games (0-2)	12/23-12/26
		Missed 1 game (1-0)	4/11

2010-11 Team Highs And Lows

PHOENIX SUNS

TOTAL PTS	133 at Denver (11/28)
PTS, 1ST QTR	43 vs. San Antonio (4/13)
PTS, 2ND QTR	39 at Denver (11/28)
PTS, 3RD QTR	36 at LAL (11/14), at New York (1/17)
PTS, 4TH QTR	44 at Denver (11/28)
PTS, 1ST HALF	67 vs. L.A. Clippers (11/26)
PTS, 2ND HALF	76 at Denver (11/28)
PTS, OVERTIME	15 vs. New Jersey (1/12)
FGM	52 at Denver (11/28)
FGA	106 at L.A. Lakers (3/22)
FG%	.580 vs. Washington (12/5)
3-PT FGM	*22 at L.A. Lakers (11/14)
3-PT FGA	41 at L.A. Lakers (3/22)
FTM	35 vs. New Jersey (1/12)
FTA	42 vs. New Jersey (1/12)
FT%	1.000 vs. Portland (12/10)
OFF REBS	21 vs. Memphis (11/5)
DEF REBS	44 vs. Milwaukee (2/2)
TOTAL REBS	55 vs. Memphis (11/5)
ASSISTS	40 vs. Minnesota (4/11)
STEALS	14 vs. Indiana (12/3)

118 TURNOVERS 28 vs. Memphis (11/5)

119 BLOCKED SHOTS 11 vs. Milwaukee (2/2)

120 POINTS IN THE PAINT 62 at Sacramento (3/29)
 121 SECOND CHANCE POINTS 22 at New York (1/17)
 122 FAST BREAK POINTS 33 at Sacramento (3/29)

OPPONENTS

TOTAL PTS	138 at Denver (11/28)
PTS, 1ST QTR	36 vs. Portland (1/14)
PTS, 2ND QTR	44 at Denver (1/11)
PTS, 3RD QTR	40 at Okla. City (12/19), at San Ant. (12/20)
PTS, 4TH QTR	40 at Houston (11/22)
PTS, 1ST HALF	70 at San Antonio (4/3)
PTS, 2ND HALF	71 at Houston (11/22)
POINTS, OVERTIME	13 at Oklahoma City (3/6)
FGM	53 at L.A. Lakers (3/22)
FGA	120 at L.A. Lakers (3/22)
FG%	.575 at Charlotte (11/20)
3-PT FGM	17 vs. New York (1/7)
3-PT FGA	33 vs. New York (1/7)
FTM	38 at Oklahoma City (12/19)
FTA	52 at Denver (11/28)
FT%	1.000 at Philadelphia (1/24)
OFF REBS	21 vs. Sacramento (11/12)
DEF REBS	45 vs. New York (1/7)
TOTAL REBS	60 at Sacramento (1/2)
ASSISTS	37 at Charlotte (11/20)
STEALS	18 vs. Memphis (11/5)
TURNOVERS	26 vs. Memphis (11/5)
BLOCKED SHOTS	11 vs. Oklahoma City (3/30)
PERSONAL FOULS	36 vs. New Jersey (1/12)
POINTS IN THE PAINT	68 at L.A. Lakers (11/14)
SECOND CHANCE POINTS	25 at L.A. Lakers (11/14)
FAST BREAK POINTS	26 at Memphis (11/8)

LOWS

74 at Detroit (1/22)
15 at Orlando (11/18)
16 at Chicago (4/5)
13 vs. Orlando (3/13)
11 at Portland (10/26)
34 at Orlando (11/18)
34 at Dallas (3/27)
6 vs. Memphis (12/8)
30 vs. Miami (12/23), at Detroit (1/22)
68 at Orlando (11/18)
.368 at Denver (1/11)
1 at Dallas (3/27)
12 vs. Sac. (11/12), at Okla. City (12/19)
7 at Detroit (1/22)
9 at Detroit (1/22)
.545 at Dallas (4/10)
2 at Portland (12/7)
21 vs. Philadelphia (12/29)
30 at Portland (10/26)
13 vs. Portland (12/10)
3 at Port. (10/26), at Den. (11/28), vs. Cha. (1/26), vs. New OrL. (1/30, 3/25), at LAL (3/22), vs. San Ant., (4/13)
6 vs. LAC (11/26), at Den. (11/28), at Sac. (1/2), at GS (2/7), at Utah (2/11), vs. San Ant. (4/13)
1 at Atl. (11/7), at OrL. (11/18), at LAC (12/26), vs. Det. (12/31), at Phil. (1/24), at Milw. (3/4), vs. GS (3/18), at Dall. (4/10)
18 vs. New Orleans (3/25)
1 vs. Orlando (3/13)
2 at Port. (12/7), vs. Okla. City (2/4)

LOWS

71 vs. Boston (1/28)
14 vs. Detroit (12/31), at Toronto (2/25)
14 vs. Milwaukee (2/2)
11 at Detroit (1/22)
13 vs. Boston (1/28)
31 vs. Milwaukee (2/2)
27 at Utah (2/11)
6 vs. New Jers. (1/12), vs. Minn. (4/11)
27 vs. Boston (1/28)
71 vs. Portland (12/10)
.311 vs. Milwaukee (2/2)
1 at Toronto (2/25)
7 vs. Memphis (12/8), at Toronto (2/25)
8 vs. Detroit (12/31), at Utah (2/11)
12 vs. LAL (10/29), at Uta (2/11), vs. Tor (3/23)
.444 vs. Detroit (12/31)
5 at Portland (12/7), vs. Dallas (2/17)
20 at Oklahoma City (12/19)
31 at Golden St. (12/2), at Tor. (2/25)
12 vs. Denver (11/15), vs. Miami (12/23)
2 at Sacramento (1/2), vs. San Ant.(4/13)
6 at L.A. Lakers (3/22)
1 vs. Sac (11/12), vs. Den (11/15), vs. LAC (4/1)
12 vs. Charlotte (1/26)
24 at Dallas (3/27)
6 at Philadelphia (1/24)
5 vs. Dallas (2/17)

* team record ^ ties team record # USAC record \$ NBA Record



RECORDS

Suns Single-Game Records

Suns Individual Records

Most Points

Game	60	Tom Chambers vs. Seattle	3/24/90
Half	43*	Eddie Johnson at L.A. Clippers (2nd)	11/12/88
	40	Tom Chambers at Golden State (1st)	2/18/90
Quarter	26	Stephon Marbury vs. San Antonio (4th)	11/29/02
	23	Clifford Robinson vs. Denver (1st)	1/16/00
		Eddie Johnson at L.A. Clippers (4th)	11/12/88
		Charlie Scott at Seattle (1st)	12/16/73
Overtime	12	Rex Chapman vs. L.A. Clippers	2/13/99
		Walter Davis vs. Golden State	3/29/84

Most Field Goals Made

Game	22	Tom Chambers vs. Seattle	3/24/90
Half	17*	Eddie Johnson at L.A. Clippers (2nd)	11/12/88
		Stephon Marbury vs. San Antonio (2nd)	11/29/02
	15	Tom Chambers vs. Seattle (1st)	3/24/90
		Tom Chambers at Golden State (1st)	2/18/90
		Eddie Johnson at L.A. Clippers (2nd)	11/12/88
Quarter	11	Stephon Marbury vs. San Antonio (4th)	11/29/02
		Eddie Johnson at L.A. Clippers (4th)	11/12/88

Most Field Goals Attempted

Game	37	Charlie Scott vs. Philadelphia	12/19/73
		Gail Goodrich vs. Chicago	2/21/69
		Gail Goodrich at L.A. Lakers	2/28/69
Half	27*	Eddie Johnson at L.A. Clippers (2nd)	11/12/88
		Charlie Scott vs. Boston (2nd)	12/15/73
	23	Connie Hawkins at San Diego Rockets (2nd)	3/22/70
Quarter	17*	George Wilson vs. Detroit (4th)	11/10/68
		Stephon Marbury vs. San Antonio (4th)	11/29/02

Most Free Throws Made

Game	23*	Kevin Johnson vs. Utah	4/9/90
	21	Connie Hawkins vs. Seattle	1/17/70
Half	17*	Kevin Johnson vs. Utah (2nd)	4/9/90
	13	Stan McKenzie at Philadelphia (2nd)	2/15/70
Quarter	12	Stan McKenzie at Philadelphia (4th)	2/15/70



Most Free Throws Attempted

Game	27*	Charles Barkley vs. Washington	12/20/95
	25	Connie Hawkins vs. Seattle	1/17/70
Half	19	Jason Kidd vs. Vancouver (2nd)	3/22/99
Quarter	16	Stan McKenzie at Philadelphia (2nd)	2/15/70

Most 3-PT. Field Goals Made

Game	9*	Channing Frye vs. Minnesota	4/11/11
	9	Quentin Richardson at New Orleans	12/29/04
	8***	Raja Bell at Denver	1/10/06
	8	Steve Nash vs. Denver	3/31/08
		Leandro Barbosa at Orlando	11/10/07
		Quentin Richardson at Portland	12/5/04
		Jason Kidd at Golden State	3/17/97
		Dan Majerle at L.A. Clippers	11/9/93
		Dan Majerle vs. Dallas	1/30/93
Half	7	Channing Frye vs. Minnesota (2nd)	12/15/10
	6	Leandro Barbosa vs. Boston (2nd)	2/21/07
		Quentin Richardson vs. L.A. Lakers (1st)	4/5/05
		Quentin Richardson at Portland (1st)	12/5/04
		Stephon Marbury at Sacramento (2nd)	11/22/02

Most 3-PT. Field Goals Attempted

Game	17	Quentin Richardson at Minnesota	1/4/05
		Quentin Richardson at New Orleans	12/29/04

Most Assists

Game	25	Kevin Johnson vs. San Antonio	4/6/94
Half	14	Steve Nash vs. Cleveland (1st)	1/11/07
		Kevin Johnson vs. Boston (1st)	2/12/97
		Kevin Johnson vs. L.A. Clippers (1st)	2/9/89
Quarter	12	Steve Nash vs. Miami (1st)	1/6/06

Most Total Rebounds

Game	27	Paul Silas vs. Cincinnati at Omaha	1/18/71
Half	18	Neal Walk at Philadelphia (2nd)	3/14/73
		Paul Silas, several times, last at Seattle (1st)	1/21/72
Quarter	13	Armon Gilliam vs. Sacramento (1st)	1/13/89

Most Offensive Rebounds

Game	12	Charles Barkley vs. L.A. Clippers	11/7/92
		Curtis Perry at Golden State	11/18/76

Most Defensive Rebounds

Game	18	Shawn Marion at Miami	11/9/07
------	----	-----------------------	---------

Most Personal Fouls

Half	6***	Pat Burke at New York (2nd)	1/2/06
	6*	John "Hot Rod" Williams at Charlotte Hornets (2nd)	1/27/98
	6	David Lattin at L.A. Lakers (2nd)	12/3/68
Quarter	5	George McCloud at Chicago (4th)	12/15/97
		Mark Bryant at L.A. Clippers (4th)	11/8/97
		John "Hot Rod" Williams vs. Utah (4th)	11/4/97
		Ricky Sobers vs. Indiana (4th)	1/21/77

* Overtime *** Triple Overtime

Suns Individual Records...continued

Most Consecutive Free Throws Made

Game	20	Amar'e Stoudemire vs. Houston	3/22/08
Overall	74	Steve Nash	4/6/07 thru 11/30/07
Single-Season	57	Kevin Johnson	1/27/89 thru 2/9/89
		Mike Bratz	1/12/80 thru 3/2/80

Most Minutes Played

Game	60***	Shawn Marion at New York	1/2/06
------	-------	--------------------------	--------

Most Steals

Game	10	Kevin Johnson vs. Washington	12/9/93
Half	7*	Walter Davis at Chicago (2nd)	10/27/78
	7	Mike Bratz vs. Cleveland (2nd)	2/11/79
Quarter	6	Mike Bratz vs. Cleveland (3rd)	2/11/79

Most Blocked Shots

Game	10	Amar'e Stoudemire vs. Utah	2/7/04
	10	Larry Nance at Philadelphia	1/4/88
Half	7	Amar'e Stoudemire vs. Utah (1st)	2/7/04
	7	Andrew Lang vs. Orlando (1st)	2/27/91
Quarter	6	Amar'e Stoudemire vs. Utah (1st)	2/7/04
	6	Andrew Lang vs. Portland (2nd)	12/26/89

Most Turnovers

Game	14#	Jason Kidd vs. New York	11/17/00
------	-----	-------------------------	----------

Most Consecutive Field Goals Without a Miss

Game	15	Walter Davis at Seattle	2/25/83
Overall	19	Charles Pittman	12/20/83 thru 12/30/83

Most Consecutive Suns Points

Game	18*	Steve Nash vs. Washington	12/22/06
------	------------	----------------------------------	-----------------

Suns Team Records – Highs

Most Points

Game	173^	vs. Denver	11/10/90
Half	107#	vs. Denver (1st)	11/10/90
Quarter	57#	vs. Denver (2nd)	11/10/90
Overtime	20	vs. Denver	12/23/96
		vs. L.A. Clippers	11/16/90
		vs. Denver	12/26/83

Most Field Goals Made

Game	67	vs. Denver	11/10/90
Half	43#	vs. Denver (1st)	11/10/90
Quarter	24#	vs. Denver (2nd)	11/10/90

Most Field Goals Attempted

Game	128	at	Atlanta	3/10/71
Half	80***	vs.	Portland (2nd)	11/1/84
	71	at	Atlanta (2nd)	3/10/71
Quarter	44	vs.	Detroit (4th)	11/10/68

Most 3-PT. Field Goals Made

Game	22	at	L.A. Lakers	11/14/10
	20	vs.	Denver	1/7/08
		vs.	New Orleans/Okla. City	4/17/06

Most 3-PT. Field Goals Attempted

Game	44***	at	New York	1/2/06
------	-------	----	----------	--------

Most Free Throws Made

Game	61*#	vs.	Utah	4/9/90
	50	at	New Jersey	3/30/90
Half	46	vs.	Utah (2nd)	4/9/90
	32	vs.	Denver (1st)	10/29/85
Quarter	22	vs.	Portland (4th)	4/10/84
Overtime	14	vs.	Utah	4/9/90

Most Free Throws Attempted

Game	80*	vs.	Utah	4/9/90
	63	vs.	Seattle	10/21/72
Half	63	vs.	Utah (2nd)	4/9/90
	45	vs.	Denver (1st)	10/29/85
Quarter	28	vs.	Atlanta at Albuquerque (2nd)	11/16/69
Overtime	20	vs.	Utah	4/9/90

Most Assists

Game	51	vs.	San Antonio	2/2/79
Half	33#	vs.	Denver (1st)	11/10/90
Quarter	17	vs.	Miami (1st)	1/6/06
		vs.	Denver (2nd)	11/10/90
		vs.	L.A. Clippers (4th)	1/17/87

Most Total Rebounds

Game	77	at	Baltimore	12/10/69
Half	46	at	Baltimore (2nd)	12/10/69
Quarter	27	vs.	San Francisco (1st)	11/4/68

Most Offensive Rebounds

Game	32	at	Philadelphia	1/25/81
------	----	----	--------------	---------

Most Defensive Rebounds

Game	51	at	Denver	12/22/88
------	----	----	--------	----------

Most Personal Fouls

Game	44	at	Chicago	1/8/70
Half	29	at	Chicago (2nd)	1/8/70
Quarter	17	at	Chicago (4th)	12/15/97



Suns Team Records – Highs...continued

Most Steals

Game	24	vs. San Antonio	11/20/77
Half	17*	at Chicago (2nd)	10/27/78
	16	vs. Portland (1st)	3/28/80
Quarter	10	vs. Portland (1st)	3/28/80
		at Denver (4th)	3/7/78

Most Blocked Shots

Game	19	vs. Atlanta	1/29/08
Half	11	vs. Atlanta (2nd)	1/29/08
Quarter	10	vs. Atlanta (4th)	1/29/08

Most Turnovers

Game	39	vs. Denver	10/29/85
------	----	------------	----------

Consecutive Field Goals Without a Miss

Quarter	14	vs. New Jersey	1/29/92
---------	----	----------------	---------

Consecutive Free Throws Without a Miss

Game	33	vs. Detroit	12/23/80
------	----	-------------	----------

Largest Margin of Victory

Game	55	vs. Sacramento (140-85)	4/19/89
------	----	-------------------------	---------

Highest Field Goal Percentage

Game	.696	at Golden State (48-69)	3/12/80
------	------	-------------------------	---------

Highest Free Throw Percentage

Game	1.000	20 times, last vs. Portland (17-17)	12/10/10
------	-------	-------------------------------------	----------

Suns Team Records – Lows

Fewest Points

Game	68	at Kansas City	3/8/81
Half	25	vs. Sacramento (2nd)	3/7/01
Quarter	7	vs. Memphis (4th)	11/11/06
Overtime	2	at Houston	3/20/99

Fewest Free Throws Made

Game	2	vs. Minnesota	3/20/07
Half	0	vs. New York (1st)	12/9/05
		at Milwaukee (1st)	1/5/91

Fewest Free Throws Attempted

Game	4	vs. Minnesota	3/20/07
		at Memphis	12/17/05
Half	0	vs. New York (1st)	12/9/05

Fewest Field Goals Made

Game	24	vs. Miami	11/24/96
Half	8	at Miami (1st)	3/28/00
Quarter	3	Several times, last vs. Dallas (4th)	4/6/08

Fewest Field Goals Attempted

Game	61	at Milwaukee	11/8/08
Half	27	at Orlando (1st)	2/20/01
Quarter	11	vs. Utah (4th)	4/9/90
		vs. New Jersey (3rd)	11/19/86
		vs. Detroit (4th)	3/21/86

Lowest Field Goal Percentage

Game	.268	at New Jersey (26-97)	3/27/06
------	------	-----------------------	---------

Fewest Rebounds

Game	24	at L.A. Lakers	11/20/84
		vs. Atlanta	4/5/77
Half	9	vs. Indiana (1st)	1/13/79
Quarter	3	Several times, last at Cleveland (4th)	1/2/97

Fewest Offensive Rebounds

Game	2	at Portland	12/7/10
		vs. New Orleans/Okla. City	4/17/06
		at Golden State	3/12/80
		vs. New Orleans	12/21/76

Fewest Defensive Rebounds

Game	14	at L.A. Lakers	3/31/85
------	----	----------------	---------

Fewest Assists

Game	9	at Atlanta	1/17/69
		at Chicago	11/30/68
Half	4	vs. New Jersey	3/3/04
		at Dallas (1st)	12/18/97
		at New Jersey (1st)	1/4/78
Quarter	0	vs. Detroit (4th)	3/21/86

Fewest Personal Fouls

Game	9	at Portland	12/1/01
Half	2	vs. L.A. Clippers (1st)	3/9/98

Fewest Steals

Game	0	vs. Miami	1/8/10
------	---	-----------	--------

Fewest Blocked Shots

Game	0	43 times, last at Chicago	3/30/10
------	---	---------------------------	---------

Fewest Turnovers

Game	4	vs. Denver	1/17/95
------	---	------------	---------



Suns Top Nights

Most Points

60	Tom Chambers vs. Seattle	3/24/90
56	Tom Chambers at Golden State	2/18/90
53*	Tony Delk at Sacramento	1/2/01
50	Amar'e Stoudemire vs. Portland Clifford Robinson vs. Denver	1/2/05 1/16/00
49	Amar'e Stoudemire at Indiana Paul Westphal at Detroit	11/5/08 2/21/80
48	Paul Westphal vs. Denver	11/27/77
47	Alvan Adams at Buffalo Gail Goodrich vs. San Diego Rockets	2/22/77 3/9/69
46	Dick Van Arsdale at Seattle	2/5/75
45	Shaquille O'Neal vs. Toronto Charles Barkley at Detroit Charles Barkley at San Antonio Eddie Johnson at L.A. Clippers Larry Nance at Sacramento Walter Davis vs. Utah	2/27/09 3/13/96 4/2/95 11/12/88 12/20/87 1/15/87

Most Field Goals Made

22	Tom Chambers vs. Seattle	3/24/90
20	Shaquille O'Neal vs. Toronto Amar'e Stoudemire vs. Portland Paul Westphal vs. Denver Dick Van Arsdale at Seattle	2/27/09 1/2/05 11/27/77 2/5/75

Most 3-PT. Field Goals Made

9*	Channing Frye vs. Minnesota Quentin Richardson at New Orleans	4/11/11 12/29/04
8	Steve Nash vs. Denver Leandro Barbosa at Orlando Quentin Richardson at Portland Jason Kidd at Golden State Dan Majerle at L.A. Clippers Dan Majerle at Dallas	3/31/08 11/10/07 12/5/04 3/17/97 11/9/93 1/30/93
8***	Raja Bell at Denver	1/10/06

Most 3-PT. Field Goals Made Without a Miss

6	Raja Bell at Seattle Raja Bell at L.A. Lakers Stephon Marbury at San Antonio Wesley Person vs. Boston	3/19/08 4/8/07 3/4/03 2/21/96
---	--	--

Most Free Throws Made

23*	Kevin Johnson vs. Utah	4/9/90
22*	Charles Barkley vs. Washington	12/20/95
21	Connie Hawkins vs. Seattle	1/17/70
20	Amar'e Stoudemire vs. Houston	3/22/08

Most Rebounds

27	Paul Silas vs. Cincinnati (at Omaha)	1/18/71
26	Charles Barkley vs. Houston Neal Walk at Philadelphia Paul Silas at Seattle	3/24/95 3/14/73 1/21/72
25	Maurice Lucas vs. Denver	12/26/83
24	Eight times, last by Shawn Marion at Miami	11/9/07

Most Assists

25	Kevin Johnson vs. San Antonio	4/6/94
22***	Steve Nash at New York	1/2/06
21	Steve Nash at Detroit Steve Nash vs. Cleveland Kevin Johnson at L.A. Lakers	2/8/09 1/11/07 2/26/89
20	10 times, last Steve Nash vs. L.A. Lakers	3/22/11

Most Steals

10	Kevin Johnson vs. Washington	12/9/93
9	Johnny High at Washington	1/28/81
8	Shawn Marion vs. Minnesota Alvan Adams vs. Utah Alvan Adams at Dallas Mike Bratz vs. Cleveland Paul Westphal at New Orleans Jazz	2/6/06 12/6/85 11/3/84 2/11/79 12/16/77

Most Blocked Shots

10	Amar'e Stoudemire vs. Utah Larry Nance at Philadelphia	2/7/04 1/4/88
9	John "Hot Rod" Williams vs. Golden State Mark West at San Antonio	3/21/96 3/1/88
8	Andrew Lang at Denver Andrew Lang vs. Portland	12/18/91 12/26/89



Opponents Single-Game Records

Opponents Individual Records

Most Points

Game	66	Wilt Chamberlain at L.A. Lakers	2/9/69
Half	34	Wilt Chamberlain at L.A. Lakers (1st)	2/9/69
Quarter	28	Jeff Malone vs. Washington (3rd)	2/27/88

Most Field Goals Made

Game	29	Wilt Chamberlain at L.A. Lakers	2/9/69
Half	15	Wilt Chamberlain at L.A. Lakers (1st)	2/9/69

Most Field Goals Attempted

Game	38*	Lou Hudson vs. Atlanta	2/16/74
	38	Kobe Bryant vs. L.A. Lakers	3/1/09
		Cazzie Russell vs. Golden State	3/24/74
Half	23	Kobe Bryant vs. L.A. Lakers (2nd)	11/19/04

Most Free Throws Made

Game	22	Chris Bosh vs. Toronto	12/22/07
Half	14	Manu Ginobili vs. San Antonio	1/29/09
		Vince Carter vs. Toronto (2nd)	12/30/00
		Reggie Theus vs. Chicago (2nd)	3/9/80
Quarter	12	Vince Carter vs. Toronto (4th)	12/30/00

Most Free Throws Attempted

Game	28	John Drew vs. Atlanta	4/5/77
Half	18	John Drew twice, last vs. Atlanta (2nd)	2/9/78
Quarter	15	Vince Carter vs. Toronto (4th)	12/30/00

Most 3-PT. Field Goals Made

Game	10*	George McCloud at Dallas	12/16/95
	9	Mike Bibby at Sacramento	3/25/07
		Ben Gordon vs. Chicago	2/4/06
		Dana Barros at Philadelphia	1/27/95
Half	7*	George McCloud at Dallas (2nd)	12/16/95

Most 3-PT. Field Goals Attempted

Game	16**	Ray Allen vs. Seattle	1/22/06
	16	George McCloud at Dallas	3/3/96

* Overtime ** Double Overtime



Opponents Single-Game Records – Individual...continued

Most Assists

Game	25	Kevin Porter vs. Detroit	4/1/79
Half	16	Jason Kidd at Dallas (1st)	4/5/09
		Earvin Johnson vs. L.A. Lakers (1st)	1/9/90
		Glenn Rivers at Atlanta (1st)	3/8/88
Quarter	10	Earvin Johnson vs. L.A. Lakers (1st)	1/9/90
		Glenn Rivers at Atlanta (1st)	3/8/88
		John Lucas vs. Golden State (1st)	12/2/78

Most Rebounds

Game	37	Tom Boerwinkle at Chicago	1/8/70
Half	21	Tom Boerwinkle at Chicago (2nd)	1/8/70
Quarter	12	Shaquille O'Neal at L.A. Lakers (2nd)	3/18/98
		Tom Boerwinkle at Chicago (1st)	1/8/70

Most Offensive Rebounds

Game	15	Moses Malone at Houston	12/15/81
Half	12	Larry Smith at Houston	2/16/91

Most Defensive Rebounds

Game	25	Charles Barkley vs. Houston	11/2/96
------	----	-----------------------------	---------

Most Personal Fouls

Half	5	Several times, last by John Salley at Miami	3/19/95
Quarter	5	Craig Shelton vs. Atlanta (4th)	1/18/81
		Freddie Lewis vs. Indiana	1/21/77
		Keith Erickson vs. L.A. Lakers (1st)	2/8/69

Most Minutes Played

Game	61****	Brian Grant at Portland	11/14/97
------	--------	-------------------------	----------

Most Steals

Game	10	Alvin Robertson at San Antonio	2/18/86
Half	7	Glenn Rivers at L.A. Clippers	11/6/91
		Maurice Cheeks at Philadelphia (1st)	3/17/84
		Eddie Jordan at New Jersey (2nd)	1/4/78
Quarter	5	Micheal Ray Richardson vs. New York (2nd)	1/26/79

Most Blocked Shots

Game	10	Three times, last by Shawn Bradley at New Jersey	3/12/96
Half	8	Mark Eaton at Utah (1st)	2/22/86
		Joe C. Meriweather at New Orleans Jazz (2nd)	10/28/77

Consecutive Field Goals Without a Miss

Game	13	Steve Johnson vs. Kansas City	3/24/83
------	----	-------------------------------	---------



Opponents Team Records – Highs

Most Points

Game	159	Philadelphia at Philadelphia	2/15/70
Half	89	L.A. Lakers at Los Angeles (1st)	1/2/87
Quarter	47	L.A. Lakers at Los Angeles (1st)	1/2/87
		Chicago at Chicago (2nd)	1/3/75
		Philadelphia at Philadelphia (4th)	2/15/70
Overtime	23	Denver at Phoenix (1st)	12/23/96
		L.A. Clippers at Los Angeles (1st)	11/12/88

Most Field Goals Made

Game	67	Chicago at Chicago	12/4/90
Half	37	L.A. Lakers at Los Angeles (1st)	1/2/87
Quarter	20	L.A. Clippers at Phoenix (1st)	3/30/85
		San Diego Clippers at Phoenix (2nd)	10/13/78

Most Field Goals Attempted

Game	137**	Philadelphia at Philadelphia	10/29/71
	123	San Diego Rockets at San Diego	3/21/71
Half	71**	Philadelphia at Philadelphia (2nd)	10/29/71
	66	Philadelphia at Philadelphia (1st)	10/29/71

Most Free Throws Made

Game	56	Chicago at Chicago	1/8/70
Half	36	Chicago at Chicago (2nd)	1/8/70
Quarter	23	L.A. Lakers at Phoenix (4th)	1/21/98

Most Free Throws Attempted

Game	71	Chicago at Chicago	1/8/70
Half	48#	Chicago at Chicago (2nd)	1/8/70
Quarter	31	L.A. Lakers at Phoenix (4th)	1/21/98

Most 3-PT. Field Goals Made

Game	18	Milwaukee at Milwaukee	3/28/06
		Golden State at Golden State	4/8/05
Half	14#	Milwaukee at Milwaukee (2nd)	3/28/06

Most 3-PT. Field Goals Attempted

Game	42	Seattle at Phoenix	11/7/96
------	----	--------------------	---------

Most Assists

Game	47	Cincinnati at Phoenix	3/4/69
Half	27	Chicago at Chicago (2nd)	12/4/90



Opponents Team Records – Highs...continued

Most Rebounds

Game	83**	Seattle at Seattle	11/15/68
	79	Chicago at Chicago	1/8/70
Half	44**	Seattle at Seattle (2nd)	11/15/68
	43	Boston at Boston (1st)	11/15/72

Most Offensive Rebounds

Game	34	Atlanta at Atlanta	11/18/81
Half	23	Houston at Houston	2/16/91

Most Defensive Rebounds

Game	51	Golden State at Golden State	12/23/74
------	----	------------------------------	----------

Most Personal Fouls

Game	52*	Utah at Phoenix	4/9/90
	46	New York at Phoenix	12/3/87
Half	27	Denver at Phoenix (1st)	10/29/85
Quarter	16	Denver at Phoenix (4th)	12/26/83
Overtime	12	Utah at Phoenix	4/9/90

Most Steals

Game	23	Philadelphia at Philadelphia	3/17/84
Half	13	Several times last, Denver at Phoenix (2nd)	10/29/85
Quarter	9	Detroit at Phoenix (3rd)	1/13/78
		Indiana at Phoenix (4th)	2/28/79
		Golden State at Phoenix (4th)	10/31/86

Most Blocked Shots

Game	17	New Jersey at New Jersey	3/12/96
Half	9	Several times last, Toronto at Toronto (1st)	2/1/97

Most Turnovers

Game	40	San Antonio at San Antonio	11/3/77
		Portland at Phoenix	3/7/76

Largest Margin of Victory

Game	44	Seattle at Seattle	4/2/88
------	----	--------------------	--------

Highest Field Goal Percentage

Game	.682	Portland at Phoenix (58-85)	12/5/87
------	------	-----------------------------	---------



Opponents Team Records – Low

Fewest Points

Game	65	vs. Denver	4/1/03
		vs. Chicago	3/6/75
Half	25	vs. Denver (2nd)	1/16/00
Quarter	6	at Memphis (4th)	2/21/02
		vs. Golden State (4th)	2/28/99
Overtime	2	vs. Charlotte Hornets	1/15/90

Fewest Field Goals Made

Game	20	vs. Denver	4/1/03
Half	8	at Miami (2nd)	3/28/00
Quarter	2	Several times, last vs. Golden State (4th)	2/28/99

Fewest Field Goals Attempted

Game	59	at Utah	3/9/01
Half	24	at Miami (2nd)	3/28/00

Fewest Free Throws Made

Game	2	at Minnesota	2/2/05
		at New Orleans	11/17/04
Half	0	Several times, last vs. Denver (1st)	12/18/97

Fewest Free Throws Attempted

Game	2^	at New Orleans	11/17/04
------	----	----------------	----------

Fewest Rebounds

Game	19	at Seattle	4/14/99
Half	8	Several times, last vs. L.A. Clippers (1st)	2/17/09
Quarter	2	at Boston (3rd)	12/2/94
		vs. Sacramento (4th)	3/19/86

Fewest Offensive Rebounds

Game	2	vs. Seattle	2/19/02
------	---	-------------	---------

Fewest Defensive Rebounds

Game	14	vs. Seattle	1/25/91
------	----	-------------	---------

Fewest Assists

Game	7	vs. New Orleans/Okla. City Hornets	11/22/06
Half	2	at San Diego Clippers (2nd)	4/7/79
Quarter	0	Several times, last vs. Dallas (3rd)	2/14/08

Fewest Personal Fouls

Game	8	vs. Detroit	3/27/75
Half	2	at New Orleans Hornets	11/17/04

Fewest Steals

Game	0	vs. Dallas	4/12/84
------	---	------------	---------

Fewest Blocked Shots

Game	0	52 times, last at Houston	11/17/07
------	---	---------------------------	----------

Fewest Turnovers

Game	3	at Portland	2/22/91
------	---	-------------	---------

Lowest Field Goal Percentage

Game	.263	vs. Denver (20-76)	4/1/03
------	------	--------------------	--------



^ Ties NBA Record

Opponents Top Nights

Most Points

66	Wilt Chamberlain at L.A. Lakers	2/9/69
54*	Gilbert Arenas vs. Washington	12/22/06
53	Michael Jordan at Chicago	1/21/89
52	Brandon Roy at Portland	12/18/08
51	Kobe Bryant vs. L.A. Lakers	4/7/06
	Vince Carter at Toronto	2/27/00
	Freeman Williams, S.D. Clippers	1/19/80
	Pete Maravich, New Orleans Jazz	3/18/77
	Phil Smith at Golden State	1/8/76
49	Kobe Bryant vs. L.A. Lakers	3/1/09
	Larry Bird, Boston	2/15/88
	Kiki Vandeweghe at Denver	1/1/83
	Dave Bing at Detroit	3/9/71
48	Manu Ginobili, San Antonio	1/21/05
	Kareem Abdul-Jabbar, Milwaukee	3/16/71
47	Devin Harris vs. New Jersey	11/30/08
	Jeff Malone, Washington	2/27/88
	George Gervin at San Antonio	11/7/82
46	LeBron James, Cleveland	1/14/06
	Vince Carter, Toronto	12/30/00
	Cazzie Russell, Golden State	3/24/74

Most Field Goals Made

29	Wilt Chamberlain at L.A. Lakers	2/9/69
22	Freeman Williams, S.D. Clippers	1/19/80
21*	Gilbert Arenas vs. Washington	12/22/06
21	Pete Maravich, New Orleans Jazz	3/18/77
	Cazzie Russell, Golden State	3/24/74
20	Bernard King at New Jersey	1/4/78
	Phil Smith at Golden State	1/8/76
	Lou Hudson, Atlanta	2/16/74

Most 3-PT. Field Goals Made

10*	George McCloud at Dallas	12/16/95
9	Mike Bibby at Sacramento	3/25/07
	Ben Gordon, Chicago	2/4/06
	Dana Barros at Philadelphia	1/27/95
8**	Ray Allen, Seattle	1/22/06
8	Jason Richardson at Golden State	3/29/07
	Bryant Stith, Denver	12/23/96
	Allan Houston, Detroit	3/14/95

Most Free Throws Made

22	Chris Bosh vs. Toronto	12/22/07
21	John Drew, Atlanta	4/5/77
20	Kobe Bryant at L.A. Lakers	4/16/06
19	Brandon Roy at Portland	12/18/08
18	Buck Williams at New Jersey	1/21/87
17*	Karl Malone, Utah	4/9/90
17	Devin Harris vs. New Jersey	11/30/08
	Moses Malone at Atlanta	3/14/89
	Bernard King at Golden State	12/9/81
	Nate Archibald, Kansas City-Omaha	2/28/73

Most Rebounds

37	Tom Boerwinkle at Chicago	1/8/70
33	Charles Barkley, Houston	11/2/96
28	Wilt Chamberlain at L.A. Lakers	12/10/71
	Bill Russell at Boston	2/18/69
27	Wilt Chamberlain at L.A. Lakers	2/9/69
	Bill Russell at Boston	11/22/68

Most Assists

25	Kevin Porter, Detroit	4/1/79
24	Earvin Johnson, L.A. Lakers	1/9/90
22	Art Williams, San Diego Clippers	12/28/68
21	John Stockton at Utah	11/19/88
	John Stockton at Utah	3/23/88
	Phil Ford at Kansas City	2/23/79

Most Steals

10	Alvin Robertson at San Antonio	2/18/86
9	Glenn Rivers at L.A. Clippers	11/6/91
	Earvin Johnson at L.A. Lakers	11/6/81
	Slick Watts at Seattle	3/27/77
	Larry Steele at Portland	3/7/75

Most Blocked Shots

10	Shawn Bradley at New Jersey	3/12/96
	Mark Eaton at Utah	2/22/86
	Manute Bol, Washington	1/8/86
	Joe C. Meriweather at N.O. Jazz	10/28/77



Single-Game Phoenix Arena Records

Phoenix Arena Records – Individual

Most Points

Overall game	60	Tom Chambers vs. Seattle	3/24/90
USAC game	54*	Gilbert Arenas, Washington	12/22/06
	51	Kobe Bryant, L.A. Lakers	4/7/06
USAC game	50	Amar'e Stoudemire vs. Portland	1/2/05
		Clifford Robinson vs. Denver	1/16/00
Overall half	35	Tom Chambers vs. Seattle (1st)	3/24/90
USAC half	34	Stephon Marbury vs. San Antonio (2nd)	11/29/02
Overall quarter	26	Stephon Marbury vs. San Antonio (4th)	11/29/02
USAC quarter	26	Stephon Marbury vs. San Antonio (4th)	11/29/02
Overall OT	12	Rex Chapman vs. L.A. Clippers	2/13/99
		Walter Davis vs. Golden State	3/29/84

Most Field Goals Made

Overall game	22	Tom Chambers vs. Seattle	3/24/90
		Freeman Williams, San Diego Clippers	1/19/80
USAC game	21*	Gilbert Arenas, Washington	12/22/06
	20	Shaquille O'Neal vs. Toronto	2/27/09
		Amar'e Stoudemire vs. Portland	1/2/05
Overall half	15	Tom Chambers vs. Seattle (1st)	3/24/90
USAC half	15	Stephon Marbury vs. San Antonio (2nd)	11/29/02
Overall quarter	12	Jeff Malone, Washington (3rd)	2/27/88
USAC quarter	11	Stephon Marbury vs. San Antonio (4th)	11/29/02

Most Field Goals Attempted

Overall game	38	Cazzie Russell, Golden State	3/24/74
		Lou Hudson, Atlanta	2/16/74
USAC game	37*	Gilbert Arenas, Washington	12/22/06
	34	Stephon Marbury vs. San Antonio	11/29/02
Overall half	24*	George Wilson vs. Detroit (2nd)	11/10/68
USAC half	23	Kobe Bryant, L.A. Lakers (2nd)	11/19/04
Overall quarter	17*	George Wilson vs. Detroit (4th)	11/10/68
	15	Stephon Marbury vs. San Antonio (4th)	11/29/02
USAC quarter	15	Stephon Marbury vs. San Antonio (4th)	11/29/02



Phoenix Arena Records – Individual...continued

Most 3-PT. Field Goals Made

Overall game	9*	Channing Frye vs. Minnesota	4/11/11
	9	Ben Gordon, Chicago	2/4/06
	8**	Ray Allen, Seattle	1/22/06
	8*	Bryant Stith, Denver	12/23/96
	8	Steve Nash vs. Denver	3/31/08
	8	Allan Houston, Detroit	3/14/95
USAC game	8	Dan Majerle vs. Dallas	1/30/93
	9*	Channing Frye vs. Minnesota	4/11/11
	9	Ben Gordon, Chicago	2/4/06
	8**	Ray Allen, Seattle	1/22/06
	8*	Bryant Stith, Denver	12/23/96
	8	Steve Nash vs. Denver	3/31/08
Overall half	8	Allan Houston, Detroit	3/14/95
	8	Dan Majerle vs. Dallas	1/30/93
	7	Channing Frye vs. Minnesota (2nd)	12/15/10
	6	Leandro Barbosa vs. Boston (2nd)	2/21/07
	6	Quentin Richardson vs. L.A. Lakers (1st)	4/5/05
	6*	Bryant Stith, Denver (2nd)	12/23/96
USAC half	6	Manute Bol, Philadelphia (2nd)	3/3/93
	7	Channing Frye vs. Minnesota (2nd)	12/15/10
	6	Leandro Barbosa vs. Boston (2nd)	2/21/07
	6	Quentin Richardson vs. L.A. Lakers (1st)	4/5/05
	6*	Bryant Stith, Denver (2nd)	12/23/96
	6	Manute Bol, Philadelphia (2nd)	3/3/93

Most Free Throws Made

Overall game	23*	Kevin Johnson vs. Utah	4/9/90
	22	Chris Bosh, Toronto	12/22/07
	22	Vince Carter, Toronto	12/30/00
USAC game	22**	Charles Barkley vs. Washington	12/20/95
	22	Chris Bosh, Toronto	12/22/07
	22	Vince Carter, Toronto	12/30/00
Overall half	17*	Kevin Johnson vs. Utah (2nd)	4/9/90
	14	Vince Carter, Toronto (2nd)	12/30/00
	14	Reggie Theus, Chicago (2nd)	3/9/80
USAC half	14	Vince Carter, Toronto (2nd)	12/30/00
Overall quarter	12	Vince Carter, Toronto (4th)	12/30/00
USAC quarter	12	Vince Carter, Toronto (4th)	12/30/00

Most Free Throws Attempted

Overall game	28	John Drew, Atlanta	4/5/77
USAC game	27*	Charles Barkley vs. Washington	12/20/95
	27	Vince Carter, Toronto	12/30/00
Overall half	19	Jason Kidd vs. Vancouver (2nd)	3/22/99
USAC half	19	Jason Kidd vs. Vancouver (2nd)	3/22/99
Overall quarter	15	Vince Carter, Toronto (4th)	12/30/00
USAC quarter	15	Vince Carter, Toronto (4th)	12/30/00

Most Rebounds

Overall game	33	Charles Barkley, Houston	11/2/96
USAC game	33	Charles Barkley, Houston	11/2/96
Overall half	17*	Maurice Lucas vs. Denver (2nd)	12/26/83
	17	Charles Barkley, Houston (1st)	11/2/96
USAC half	17	Charles Barkley, Houston (1st)	11/2/96
Overall quarter	13	Armon Gilliam vs. Sacramento (1st)	1/13/89
USAC quarter	11	Shawn Marion vs. Minnesota (2nd)	1/21/07
	11	Charles Barkley, Houston (1st)	11/2/96

* Overtime ** Double Overtime USAC - US Airways Center

Most Assists

Overall game	25	Kevin Johnson vs. San Antonio	4/6/94
		Kevin Porter, Detroit	4/1/79
USAC game	25	Kevin Johnson vs. San Antonio	4/6/94
Overall half	16	Earvin Johnson, L.A. Lakers (1st)	1/9/90
USAC half	14	Steve Nash vs. Cleveland (1st)	1/11/07
	14	Kevin Johnson vs. Boston (1st)	2/12/97
Overall quarter	12	Steve Nash vs. Miami (1st)	1/6/06
	10	Jason Kidd vs. Charlotte Hornets (1st)	2/20/98
		Earvin Johnson, L.A. Lakers (1st)	1/9/90
		Jeff Hornacek vs. Golden State (4th)	1/28/87
		John Lucas, Golden State (1st)	12/2/78
USAC quarter	12	Steve Nash vs. Miami (1st)	1/6/06
	10	Jason Kidd vs. Charlotte Hornets (1st)	2/20/98

Most Personal Fouls

Overall half	6	Held by many players	
USAC half	6	Held by many players	
Overall quarter	5	Held by many players	
USAC quarter	5	John "Hot Rod" Williams vs. Utah (4th)	11/4/97

Consecutive Free Throws Made

Overall game	20	Amar'e Stoudemire vs. Houston	3/22/08
USAC game	20	Amar'e Stoudemire vs. Houston	3/22/08

Most Steals

Overall game	10	Kevin Johnson vs. Washington	12/9/93
USAC game	10	Kevin Johnson vs. Washington	12/9/93
Overall half	7	Mike Bratz vs. Cleveland (2nd)	2/11/79
USAC half	6**	Chris Paul vs. New Orleans	2/6/08
	6	Shawn Marion vs. Minnesota (1st)	2/6/06
		George McCloud vs. L.A. Lakers (1st)	3/1/99
Overall quarter	6	Mike Bratz vs. Cleveland (3rd)	2/11/79
USAC quarter	5	Shawn Marion vs. Minnesota (2nd)	2/6/06

Most Blocked Shots

Overall game	10	Amar'e Stoudemire vs. Utah	2/7/04
		Manute Bol, Washington	1/8/86
USAC game	10	Amar'e Stoudemire vs. Utah	2/7/04
Overall half	7	Amar'e Stoudemire vs. Utah (1st)	2/7/04
		Andrew Lang vs. Orlando (1st)	2/27/91
USAC half	7	Amar'e Stoudemire vs. Utah (1st)	2/7/04
Overall quarter	6	Amar'e Stoudemire vs. Utah (1st)	2/7/04
		Andrew Lang vs. Portland (2nd)	12/26/89
USAC quarter	6	Amar'e Stoudemire vs. Utah (1st)	2/7/04

Consecutive Field Goals Without a Miss

Game	13	Steve Johnson, Kansas City	3/24/83
Overall	20	Xavier McDaniel vs. Houston (1/11/91) and Washington (1/15/91)	



Phoenix Arena Records – Team

Most Points

Overall game	173 [^]	Suns vs. Denver	11/10/90
USAC game	152 ^{**}	Seattle vs. Suns	1/22/06
Overall half	107 [#]	Suns vs. Denver (1st)	11/10/90
USAC half	81	Suns vs. L.A. Clippers (1st) Suns vs. Portland (2nd)	2/17/09 2/16/94
Overall quarter	57 [‡]	Suns vs. Denver (2nd)	11/10/90
USAC quarter	47	Suns vs. Sacramento (1st) Suns vs. Miami (1st)	11/21/07 1/6/06
Overall OT	23	Denver vs. Suns	12/23/96
USAC OT	23	Denver vs. Suns	12/23/96

Most Field Goals Made

Overall game	67	Suns vs. Denver	11/10/90
USAC game	56	Suns vs. L.A. Clippers Suns vs. Memphis Suns vs. L.A. Lakers	2/17/09 3/11/08 2/5/93
Overall half	43 [#]	Suns vs. Denver (1st)	11/10/90
USAC half	34	Suns vs. Chicago (1st)	11/22/92
Overall quarter	24	Suns vs. Denver (2nd)	11/10/90

Most Field Goals Attempted

Overall game	123 [*]	Suns vs. Detroit	11/10/68
	122	Suns vs. San Diego Rockets	12/28/68
USAC game	114 [*]	New Orleans vs. Suns Sacramento vs. Suns	2/6/08 3/15/93
Overall half	80 ^{***}	Suns vs. Portland (2nd)	11/1/84
	65	Suns vs. Detroit (2nd)	11/10/68
USAC half	66 ^{**}	New Orleans vs. Suns (2nd) Sacramento vs. Suns (2nd) Suns vs. Sacramento (2nd)	2/6/08 3/5/93 11/7/93
Overall quarter	36	Portland vs. Suns (3rd)	3/20/77
USAC quarter	31	Suns vs. Sacramento (2nd)	11/7/93

Most 3-PT. Field Goals Made

Overall game	20	Suns vs. Denver Suns vs. New Orleans/Okla. City	1/7/08 4/17/06
USAC game	20	Suns vs. Denver Suns vs. New Orleans/Okla. City	1/7/08 4/17/06

Most Free Throws Made

Overall game	61 ^{*#}	Suns vs. Utah	4/9/90
	48	Suns vs. Boston	2/19/71
USAC game	39	Suns vs. Portland	3/17/93
Overall half	32	Suns vs. Denver (1st)	10/29/85
USAC half	26	Suns vs. Denver (2nd)	11/24/93
Overall quarter	23	L.A. Lakers vs. Suns (4th)	1/21/98
USAC quarter	23	L.A. Lakers vs. Suns (4th)	1/21/98
Overall overtime	14	Suns vs. Utah	4/9/90

* Overtime ** Double Overtime *** Triple Overtime # NBA Record
[^] Ties NBA Record (non OT) ‡ NBA 2nd Quarter Record USAC - US Airways Center

Most Free Throws Attempted

Overall game	80*	Suns vs. Utah	4/9/90
	63	Suns vs. Seattle	10/21/72
USAC game	54	Suns vs. Sacramento	3/5/93
Overall half	45	Suns vs. Denver (1st)	10/29/85
USAC half	34	Suns vs. Denver (2nd)	11/24/93
Overall quarter	31	L.A. Lakers vs. Suns (4th)	1/21/98
USAC quarter	31	L.A. Lakers vs. Suns (4th)	1/21/98
Overall overtime	20	Suns vs. Utah	4/9/90

Most Assists

Overall game	51	Suns vs. San Antonio	2/2/79
USAC game	42	Suns vs. Vancouver	4/12/98
Overall half	33#	Suns vs. Denver (1st)	11/10/90
USAC half	25	Suns vs. Cleveland (1st)	1/11/07
		Suns vs. Vancouver (1st)	4/19/97
Overall quarter	17	Suns vs. Miami (1st)	1/6/06
		Suns vs. Denver (2nd)	11/10/90
		Suns vs. L.A. Clippers (4th)	1/17/87
USAC quarter	16	Suns vs. Orlando (4th)	2/7/93

Most Rebounds

Overall game	76	Suns vs. Seattle	3/25/72
USAC game	64	Suns vs. Portland	3/17/93
Overall half	41	Suns vs. Seattle (2nd)	3/25/72
USAC half	36	Suns vs. L.A. Lakers (1st)	4/13/94
		Suns vs. Portland (1st)	3/17/93
Overall quarter	27	Suns vs. San Francisco (1st)	11/4/68
USAC quarter	21	Golden State vs. Suns (1st)	3/13/98
		Suns vs. Portland (3rd)	2/16/94

Most Offensive Rebounds

Overall game	30***	Suns vs. Portland	11/1/84
		L.A. Lakers vs. Suns	3/1/86
USAC game	28	Suns vs. L.A. Lakers	2/18/94

Most Defensive Rebounds

Overall game	50	Suns vs. L.A. Lakers	12/25/73
USAC game	46	Suns vs. Philadelphia	3/30/05

Most Steals

Overall game	24	Suns vs. San Antonio	11/20/77
USAC game	22	Suns vs. Washington	12/9/93
Overall half	16	Suns vs. Portland (1st)	3/28/80
USAC half	14	Suns vs. Indiana (2nd)	12/20/93
Overall quarter	10	Suns vs. Portland (1st)	3/28/80
USAC quarter	9	Dallas vs. Suns (2nd)	1/18/94



Phoenix Arena Records – Team...continued

Most Personal Fouls

Overall game	52*	Utah vs. Suns	4/9/90
	46	New York vs. Suns	12/3/87
USAC game	38	Miami vs. Suns	11/6/94
Overall half	38*	Utah vs. Suns (2nd)	4/9/90
	27	Denver vs. Suns (1st)	10/29/85
USAC half	21	Utah vs. Suns (2nd)	3/28/95
		Sacramento vs. Suns (2nd)	3/5/93
Overall quarter	16	Suns vs. L.A. Lakers (4th)	1/21/98
		Denver vs. Suns (4th)	12/26/83
USAC quarter	16	Suns vs. L.A. Lakers (4th)	1/21/98
Overall overtime	12	Utah vs. Suns	4/9/90

Most Blocked Shots

Overall game	19	Suns vs. Atlanta	1/29/08
USAC game	19	Suns vs. Atlanta	1/29/08
Overall half	11	Suns vs. Atlanta (2nd)	1/29/08
USAC half	11	Suns vs. Atlanta (2nd)	1/29/08
Overall quarter	10	Suns vs. Atlanta (4th)	1/29/08
USAC quarter	10	Suns vs. Atlanta (4th)	1/29/08

Most Turnovers

Overall game	40	Portland vs. Suns	3/7/76
USAC game	28	Suns vs. Memphis	11/5/10
		Orlando vs. Suns	12/7/99
		Chicago vs. Suns	11/17/99
		Washington vs. Suns	12/9/93

Highest Field Goal Percentage

Overall game	.691	Suns vs. L.A. Clippers (56-81)	1/17/87
USAC game	.648	Suns vs. Dallas (46-71)	4/1/07

Highest Free Throw Percentage

Overall game	1.000	Several times, last vs. Portland (17-17)	12/10/10
USAC game	1.000	Several times, last vs. Portland (17-17)	12/10/10

Consecutive Field Goals Without a Miss

Overall quarter	14	Suns vs. New Jersey	1/29/92
-----------------	----	---------------------	---------

Consecutive Free Throws Without a Miss

Overall game	33	Suns vs. Detroit	12/23/80
USAC game	31	Suns vs. Houston	3/22/08

Largest Margin of Victory

Overall game	55	Suns vs. Sacramento (140-85)	4/17/89
USAC game	48	Suns vs. Sacramento (129-81)	2/2/09



Fewest Points

Overall game	65	Denver vs. Suns Chicago vs. Suns	4/1/03 3/6/75
USAC game	65	Denver vs. Suns	4/1/03
Overall half	25	Suns vs. Sacramento (2nd) Denver vs. Suns (1st)	3/7/01 2/22/00
USAC half	25	Suns vs. Sacramento (2nd) Denver vs. Suns (1st)	3/7/01 2/22/00
Overall quarter	6	Golden State vs. Suns (4th)	2/28/99
USAC quarter	6	Golden State vs. Suns (4th)	2/28/99
Overall overtime	2	Seattle vs. Suns Charlotte Hornets vs. Suns	12/16/03 1/15/90

Fewest Field Goals Made

Overall game	20	Denver vs. Suns	4/1/03
USAC game	20	Denver vs. Suns	4/1/03
Overall half	9	Suns vs. Seattle (2nd)	2/13/96
USAC half	9	Suns vs. Seattle (2nd)	2/13/96
Overall quarter	2	Golden State vs. Suns (4th) L.A. Lakers vs. Suns (2nd)	2/28/99 3/24/87
USAC quarter	2	Golden State vs. Suns (4th)	2/28/99

Fewest Field Goals Attempted

Overall game	64*	Suns vs. Utah	4/9/90
	64	Suns vs. Utah Chicago vs. Suns Suns vs. L.A. Lakers	2/7/04 11/17/99 4/6/90
USAC game	64	Suns vs. Utah Chicago vs. Suns	2/7/04 11/17/99
Overall half	28	Suns vs. L.A. Clippers (2nd)	12/18/93
USAC half	28	Suns vs. L.A. Clippers (2nd)	12/18/93
Overall quarter	10	Cleveland vs. Suns (4th)	1/31/98
USAC quarter	10	Cleveland vs. Suns (4th)	1/31/98

Fewest Free Throws Made

Overall game	2	Suns vs. Minnesota	3/20/07
USAC game	2	Suns vs. Minnesota	3/20/07
Overall half	0	Several times, last vs. New York (1st)	12/9/05
USAC half	0	Suns vs. New York (1st) Suns vs. Denver (1st)	12/9/05 12/23/96

Fewest Free Throws Attempted

Overall game	4	Suns vs. Minnesota	3/20/07
USAC game	4	Suns vs. Minnesota	3/20/07
Overall half	0	Suns vs. New York (1st) L.A. Lakers vs. Suns (1st) Baltimore vs. Suns	12/9/05 12/7/74 10/15/72
USAC half	0	Suns vs. New York	12/9/05

Lowest Field Goal Percentage

Overall game	.263	Denver vs. Suns (20-76)	4/1/03
USAC game	.263	Denver vs. Suns (20-76)	4/1/03



Phoenix Arena Records – Team...continued

Fewest Personal Fouls

Overall game	8	Detroit vs. Suns	3/27/75
USAC game	10	Suns vs. Denver	1/23/98
Overall half	3	Suns vs. Detroit (2nd)	3/3/05
USAC half	3	Suns vs. Detroit (2nd)	3/3/05

Fewest Assists

Overall game	9	New Jersey vs. Suns Cleveland vs. Suns	3/3/04 1/15/77
USAC game	9	New Jersey vs. Suns	3/3/04
Overall half	3	New Jersey vs. Suns (1st) Portland vs. Suns (1st) Cleveland vs. Suns (2nd) Milwaukee vs. Suns (2nd)	3/3/04 12/28/78 1/15/77 11/17/76
USAC half	3	New Jersey vs. Suns (1st)	3/3/04
Overall quarter	0	Golden State vs. Suns (4th) Suns vs. Detroit (4th) Seattle vs. Suns (1st)	2/28/99 3/21/86 3/22/81
USAC quarter	0	Golden State vs. Suns (4th)	2/28/99

Fewest Rebounds

Overall game	23	Utah vs. Suns	4/2/91
USAC game	25	Suns vs. Dallas Suns vs. New Orleans	11/9/06 12/11/03
Overall half	9	Denver vs. Suns (1st) Milwaukee vs. Suns (2nd) Utah vs. Suns (1st) Suns vs. Indiana (1st)	1/23/98 3/26/93 4/2/91 1/13/79
USAC half	9	Denver vs. Suns (1st) Milwaukee vs. Suns (2nd)	1/23/98 3/26/93
Overall quarter	2	Sacramento vs. Suns (4th)	3/19/86
USAC quarter	3	Portland vs. Suns (2nd) Detroit vs. Suns (4th) Vancouver vs. Suns (4th)	4/4/98 3/5/98 12/9/97

Fewest Offensive Rebounds

Overall game	2	Boston vs. Suns Seattle vs. Suns Suns vs. New Orleans Jazz	12/26/03 2/19/02 12/21/76
USAC game	2	Boston vs. Suns Seattle vs. Suns	12/26/03 2/19/02

Fewest Defensive Rebounds

Overall game	14	Seattle vs. Suns	1/25/91
USAC game	17	Dallas vs. Suns Dallas vs. Suns	4/1/07 11/26/03

Fewest Steals

Overall game	0	Suns vs. Miami Dallas vs. Suns	1/8/10 4/12/84
USAC game	0	Several times, last vs. Miami	1/8/10

Fewest Turnovers

Overall game	4	Portland vs. Suns Suns vs. Denver	3/21/10 1/17/95
USAC game	4	Portland vs. Suns Suns vs. Denver	3/21/10 1/17/95



Regular Season Records

Individual

Minutes Played	
3,388 by Dick Van Arsdale	1968-69
Field Goals Made	
810 by Tom Chambers	1989-90
Field Goals Attempted	
1,809 by Charlie Scott	1972-73
Field Goal Percentage	
.653 by Mark West	1988-89
Three-Point Field Goals Made	
226 by Quentin Richardson	2004-05
Three-Point Field Goals Attempted	
631 by Quentin Richardson	2004-05
Three-Point Field Goal Percentage (min. 100 attempted)	
.478 by Joe Johnson	2004-05
Free Throws Made	
583 by Amar'e Stoudemire	2004-05
Free Throws Attempted	
795 by Amar'e Stoudemire	2004-05
Free Throw Percentage	
.938 by Steve Nash	2009-10
Rebounds	
1,015 by Paul Silas	1970-71
Rebound Average	
12.5 by Paul Silas	1970-71
Assists	
991 by Kevin Johnson	1988-89
Assist Average	
12.2 by Kevin Johnson	1988-89
Most Personal Fouls	
323 by Neal Walk	1972-73
Most Disqualifications	
15 by Mike Bantom	1973-74
Steals	
225 by Ron Lee	1977-78
Blocked Shots	
217 by Larry Nance	1982-83

Most Points

2,201 by Tom Chambers 1989-90

Highest Scoring Average

27.2 by Tom Chambers 1989-90

Team

Field Goals Made	
3,847	1978-79
Field Goals Attempted	
8,242	1968-69
Field Goal Percentage	
.512	1978-79
Three-Point Field Goals Made	
837#	2005-06
Three-Point Field Goals Attempted	
2,097	2005-06
Three-Point Field Goal Percentage	
.412	2009-10
Free Throws Made	
2,434	1969-70
Free Throws Attempted	
3,270	1969-70
Free Throw Percentage	
.808	2006-07
Rebounds	
4,508	1968-69
Assists	
2,500	1978-79
Personal Fouls	
2,260	1985-86
Disqualifications	
46	1973-74
Steals	
1,059#	1977-78
Blocked Shots	
582	1991-92
Points	
9,786	1969-70
Scoring Average	
119.3	1969-70



All-Time Regular Season Leaders

Games Played

Alvan Adams	988
Walter Davis	766
Dick Van Arsdale	685
Kevin Johnson	683
Steve Nash	682
Shawn Marion	660

Minutes Played

Alvan Adams	27,203
Shawn Marion	24,948
Dick Van Arsdale	24,242
Kevin Johnson	24,018
Walter Davis	23,143

Field Goals Made

Walter Davis	6,497
Alvan Adams	5,709
Shawn Marion	4,879
Kevin Johnson	4,369
Dick Van Arsdale	4,328

Field Goals Attempted

Walter Davis	12,497
Alvan Adams	11,464
Shawn Marion	10,136
Dick Van Arsdale	9,185
Kevin Johnson	8,849

Field Goal Percentage (150 games minimum)

Mark West	.613
Ed Pinckney	.571
Larry Nance	.561
Charles Pittman	.546
Amar'e Stoudemire	.544
Bo Outlaw	.542

3-PT. Field Goals Made

Steve Nash	996
Dan Majerle	800
Leandro Barbosa	709
Shawn Marion	652
Raja Bell	622

3-PT. Field Goals Attempted

Steve Nash	2,276
Dan Majerle	2,200
Shawn Marion	1,905
Leandro Barbosa	1,781
Raja Bell	1,475

Free Throws Made

Kevin Johnson	3,851
Dick Van Arsdale	3,404
Amar'e Stoudemire	3,044
Walter Davis	2,557
Alvan Adams	2,490

Free Throws Attempted

Kevin Johnson	4,579
Dick Van Arsdale	4,186
Amar'e Stoudemire	4,018
Alvan Adams	3,160
Walter Davis	3,039

Free Throw Percentage (150 games minimum)

Steve Nash	.908
Kyle Macy	.884
Eddie Johnson	.870
James Jones	.861
Jeff Hornacek	.854

Rebounds

Alvan Adams	6,937
Shawn Marion	6,616
Amar'e Stoudemire	4,613
Larry Nance	3,791
Neal Walk	3,637

Assists

Kevin Johnson	6,518
Steve Nash	6,333
Alvan Adams	4,012
Walter Davis	3,340
Jason Kidd	3,011

Steals

Alvan Adams	1,289
Shawn Marion	1,245
Walter Davis	1,040
Kevin Johnson	1,022
Dan Majerle	811

Blocked Shots

Larry Nance	940
Mark West	897
Shawn Marion	894
Alvan Adams	808
Amar'e Stoudemire	722

Points Scored

Walter Davis	15,666
Alvan Adams	13,910
Kevin Johnson	12,747
Shawn Marion	12,134
Dick Van Arsdale	12,060

Scoring Average (150 games minimum)

Charlie Scott	24.8
Charles Barkley	23.4
Gail Goodrich	21.9
Amar'e Stoudemire	21.4
Stephon Marbury	21.3
Tom Chambers	20.6
Paul Westphal	20.6



Single Season Statistical Leaders

Scoring (50 games minimum)

Year	Name	Games	Points	Avg.
68-69	Gail Goodrich	81	1931	23.8
69-70	Connie Hawkins	81	1995	24.6
70-71	Dick Van Arsdale	81	1771	21.9
71-72	Connie Hawkins	76	1598	21.0
72-73	Charlie Scott	81	2048	25.3
73-74	Dick Van Arsdale	78	1389	17.8
74-75	Charlie Scott	69	1680	24.3
75-76	Paul Westphal	82	1679	20.5
76-77	Paul Westphal	81	1726	21.3
77-78	Paul Westphal	80	2014	25.2
78-79	Paul Westphal	81	1941	24.0
79-80	Paul Westphal	82	1792	21.9
80-81	Truck Robinson	82	1543	18.8
81-82	Dennis Johnson	80	1561	19.5
82-83	Walter Davis	80	1521	19.0
83-84	Walter Davis	78	1557	20.0
84-85	Larry Nance	61	1211	19.9
85-86	Walter Davis	70	1523	21.8
86-87	Walter Davis	79	1867	23.6
87-88	Eddie Johnson	73	1294	17.7
88-89	Tom Chambers	81	2085	25.7
89-90	Tom Chambers	81	2201	27.2
90-91	Kevin Johnson	77	1710	22.2
91-92	Jeff Hornacek	81	1632	20.1
92-93	Charles Barkley	76	1944	25.6
93-94	Charles Barkley	65	1402	21.6
94-95	Charles Barkley	68	1561	23.0
95-96	Charles Barkley	71	1649	23.2
96-97	Kevin Johnson	70	1410	20.1
97-98	Rex Chapman	68	1082	15.9
98-99	Tom Gugliotta	43	729	17.0
99-00	Clifford Robinson	80	1478	18.5
00-01	Shawn Marion	79	1369	17.3
01-02	Stephon Marbury	82	1674	20.4
02-03	Stephon Marbury	81	1806	22.3
03-04	Shawn Marion	79	1498	19.0
04-05	Amar'e Stoudemire	80	2080	26.0
05-06	Shawn Marion	81	1769	21.8
06-07	Amar'e Stoudemire	82	1671	20.4
07-08	Amar'e Stoudemire	79	1989	25.2
08-09	Amar'e Stoudemire	53	1134	21.4
09-10	Amar'e Stoudemire	82	1896	23.1
10-11	Steve Nash	75	1106	14.7

Field Goal Percentage

Year	Name	FGM	FGA	Pct.
68-69	Dick Snyder	399	846	.472
69-70	Jim Fox	413	788	.524
70-71	Mel Counts	365	799	.457
71-72	Clem Haskins	509	1054	.483
72-73	Connie Hawkins	441	920	.479
73-74	Dick Van Arsdale	514	1028	.500
74-75	Curtis Perry	437	917	.477
75-76	Curtis Perry	386	776	.497
76-77	Paul Westphal	682	1317	.518
77-78	Walter Davis	786	1494	.526
78-79	Walter Davis	764	1362	.561
79-80	Walter Davis	657	1166	.563
80-81	Walter Davis	593	1101	.539
81-82	Walter Davis	350	669	.523
82-83	Larry Nance	588	1069	.550
83-84	Larry Nance	601	1044	.576
84-85	Larry Nance	515	877	.587
85-86	Larry Nance	582	1001	.581
86-87	Ed Pinckney	290	497	.584
87-88	Jay Humphries	264	484	.545
88-89	Mark West	243	372	.653
89-90	Mark West	331	530	*.625
90-91	Mark West	247	382	.647
91-92	Mark West	196	310	.632
92-93	Cedric Ceballos	381	662	*.576
93-94	Oliver Miller	277	455	.609
94-95	Danny Manning	340	622	.547
95-96	Kevin Johnson	342	674	.507
96-97	Danny Manning	426	795	.536
97-98	Antonio McDyess	497	927	.536
98-99	Danny Manning	187	386	.484
99-00	Rodney Rogers	428	881	.486
00-01	Shawn Marion	557	1160	.480
01-02	Jake Tsakalidis	190	400	.475
02-03	Amar'e Stoudemire	392	830	.472
03-04	Jake Voskuhl	152	300	.507
04-05	Amar'e Stoudemire	747	1336	.559
05-06	Boris Diaw	449	853	.526
06-07	Amar'e Stoudemire	607	1055	.575
07-08	Amar'e Stoudemire	714	1211	.590
08-09	Shaquille O'Neal	512	841	*.609
09-10	Amar'e Stoudemire	704	1264	.557
10-11	Marcin Gortat	294	522	.563

*NBA leader



Single Season Statistical Leaders

Free Throw Percentage (70 games min.)

Year	Name	FTM	FTA	Pct.
68-69	Stan McKenzie	219	287	.763
69-70	Gail Goodrich	488	604	.808
70-71	Connie Hawkins	457	560	.816
71-72	Dick Van Arsdale	529	626	.845
72-73	Dick Van Arsdale	426	496	.859
73-74	Dick Van Arsdale	361	423	.853
74-75	Dick Van Arsdale	282	339	.832
75-76	Keith Erickson	134	157	.854
76-77	Dick Van Arsdale	145	166	.873
77-78	Walter Davis	387	466	.830
78-79	Paul Westphal	339	405	.837
79-80	Mike Bratz	141	162	.870
80-81	Kyle Macy	107	119	.899
81-82	Kyle Macy	152	169	* .899
82-83	Kyle Macy	129	148	.872
83-84	Walter Davis	233	270	.863
84-85	Kyle Macy	127	140	* .907
85-86	Walter Davis	257	305	.843
86-87	Walter Davis	288	334	.862
87-88	Walter Davis	205	231	.887
88-89	Kevin Johnson	508	576	.882
89-90	Eddie Johnson	188	205	.917
90-91	Jeff Hornacek	201	224	.897
91-92	Jeff Hornacek	279	315	.886
92-93	Danny Ainge	123	145	.848
93-94	Kevin Johnson	380	464	.819
94-95	Elliot Perry	158	195	.810
95-96	Kevin Johnson	342	398	.859
96-97	Kevin Johnson	439	515	.852
97-98	Kevin Johnson	162	186	.871
98-99	Rex Chapman	76	91	.835
99-00	Jason Kidd	203	245	.829
00-01	Jason Kidd	328	403	.814
01-02	Shawn Marion	191	226	.845
02-03	Shawn Marion	251	295	.851
03-04	Shawn Marion	228	268	.851
04-05	Steve Nash	211	238	.887
05-06	Steve Nash	257	279	* .921
06-07	Steve Nash	222	247	.899
07-08	Steve Nash	222	245	.906
08-09	Steve Nash	196	210	.933
09-10	Steve Nash	211	225	* .938
10-11	Steve Nash	227	249	.912

* NBA leader

Total Rebounds

Year	Name	Games	Total	Avg.
68-69	Gary Gregor	80	711	8.9
69-70	Paul Silas	78	916	11.7
70-71	Paul Silas	81	1015	12.5
71-72	Paul Silas	80	955	11.9
72-73	Neal Walk	81	1006	12.4
73-74	Neal Walk	82	837	10.2
74-75	Curtis Perry	79	940	11.9
75-76	Alvan Adams	80	727	9.1
76-77	Alvan Adams	72	652	9.1
77-78	Garfield Heard	80	652	8.2
78-79	Alvan Adams	77	705	9.2
79-80	Truck Robinson	82	770	9.4
80-81	Truck Robinson	82	789	9.6
81-82	Truck Robinson	74	721	9.7
82-83	Maurice Lucas	77	799	10.4
83-84	Maurice Lucas	75	725	9.7
84-85	Maurice Lucas	63	557	8.8
85-86	Larry Nance	73	618	8.5
86-87	Larry Nance	69	599	8.7
87-88	Armon Gilliam	55	434	7.9
88-89	Tom Chambers	81	684	8.4
89-90	Mark West	82	728	8.9
90-91	Mark West	82	564	6.9
91-92	Tim Perry	80	551	6.9
92-93	Charles Barkley	76	928	12.2
93-94	A.C. Green	82	753	9.2
94-95	Charles Barkley	68	756	11.1
95-96	Charles Barkley	71	821	11.6
96-97	John Williams	68	562	8.3
97-98	Antonio McDyess	81	613	7.6
98-99	Tom Gugliotta	43	381	8.9
99-00	Jason Kidd	67	483	7.2
00-01	Shawn Marion	79	628	10.7
01-02	Shawn Marion	81	803	9.9
02-03	Shawn Marion	81	773	9.5
03-04	Shawn Marion	79	737	9.3
04-05	Shawn Marion	81	915	11.3
05-06	Shawn Marion	81	959	11.8
06-07	Amar'e Stoudemire	82	786	9.6
07-08	Amar'e Stoudemire	79	719	9.1
08-09	Shaquille O'Neal	75	633	8.4
09-10	Amar'e Stoudemire	82	732	8.9
10-11	Marcin Gortat	55	513	9.3



Total Assists

Year	Name	Games	Assists	Avg.
68-69	Gail Goodrich	81	518	6.4
69-70	Gail Goodrich	81	605	7.5
70-71	Clem Haskins	82	383	4.7
71-72	Paul Silas	80	343	4.3
72-73	Charlie Scott	81	495	6.1
73-74	Neal Walk	82	331	4.0
74-75	Dennis Awtrey	81	342	4.2
75-76	Alvan Adams	80	450	5.6
76-77	Paul Westphal	81	459	5.7
77-78	Paul Westphal	80	437	5.5
78-79	Paul Westphal	81	529	6.5
79-80	Paul Westphal	82	416	5.1
80-81	Alvan Adams	75	344	4.6
81-82	Kyle Macy	82	384	4.7
82-83	Walter Davis	80	397	5.0
83-84	Walter Davis	78	429	5.5
84-85	Kyle Macy	65	380	5.8
85-86	Jay Humphries	82	526	6.4
86-87	Jay Humphries	82	632	7.7
87-88	Jeff Hornacek	82	540	6.6
88-89	Kevin Johnson	81	991	12.2
89-90	Kevin Johnson	74	846	11.4
90-91	Kevin Johnson	77	781	10.1
91-92	Kevin Johnson	78	836	10.7
92-93	Charles Barkley	76	385	5.1
93-94	Kevin Johnson	67	637	9.5
94-95	Elliot Perry	82	394	4.8
95-96	Kevin Johnson	56	517	9.2
96-97	Kevin Johnson	70	653	9.3
97-98	Jason Kidd	82	745	9.1
98-99	Jason Kidd	50	539	* 10.8
99-00	Jason Kidd	67	678	* 10.1
00-01	Jason Kidd	77	753	* 9.8
01-02	Stephon Marbury	82	666	8.1
02-03	Stephon Marbury	81	654	8.1
03-04	Joe Johnson	82	362	4.4
04-05	Steve Nash	75	861	* 11.5
05-06	Steve Nash	79	826	* 10.5
06-07	Steve Nash	76	884	* 11.6
07-08	Steve Nash	81	898	11.1
08-09	Steve Nash	74	717	9.7
09-10	Steve Nash	81	892	* 11.0
10-11	Steve Nash	75	855	* 11.4

* NBA leader

Total Minutes

Year	Name	Games	Minutes	Avg.
68-69	Dick Van Arsdale	80	3388	42.4
69-70	Connie Hawkins	81	3312	40.9
70-71	Dick Van Arsdale	81	3157	39.0
71-72	Dick Van Arsdale	82	3096	37.8
72-73	Neal Walk	81	3114	38.4
73-74	Dick Van Arsdale	78	2832	36.3
74-75	Curtis Perry	79	2688	34.0
75-76	Paul Westphal	82	2960	36.1
76-77	Paul Westphal	81	2600	32.1
77-78	Walter Davis	81	2590	32.0
78-79	Paul Westphal	81	2641	32.6
79-80	Truck Robinson	82	2710	33.0
80-81	Truck Robinson	82	3088	37.7
81-82	Dennis Johnson	80	2936	36.7
82-83	Larry Nance	82	2914	35.5
83-84	Larry Nance	82	2899	35.4
84-85	Larry Nance	61	2202	36.1
85-86	Larry Nance	73	2484	34.0
86-87	Walter Davis	79	2646	33.5
87-88	Eddie Johnson	73	2177	29.8
88-89	Kevin Johnson	81	3179	39.2
89-90	Tom Chambers	81	3046	37.6
90-91	Kevin Johnson	77	2772	36.0
91-92	Jeff Hornacek	81	3078	38.0
92-93	Dan Majerle	82	3199	39.0
93-94	Dan Majerle	80	3207	40.1
94-95	Dan Majerle	82	3091	37.7
95-96	Michael Finley	82	3212	39.2
96-97	Kevin Johnson	70	2658	38.0
97-98	Jason Kidd	82	3118	38.0
98-99	Jason Kidd	50	2060	41.2
99-00	Clifford Robinson	80	2839	35.5
00-01	Jason Kidd	77	3065	39.8
01-02	Stephon Marbury	82	3187	38.9
02-03	Shawn Marion	81	3373	41.6
03-04	Joe Johnson	82	3331	40.6
04-05	Joe Johnson	82	3240	39.5
05-06	Shawn Marion	81	3263	40.3
06-07	Shawn Marion	80	3010	37.6
07-08	Steve Nash	81	2780	34.3
08-09	Steve Nash	74	2484	33.6
09-10	Amar'e Stoudemire	82	2838	34.6
10-11	Channing Frye	77	2541	33.0



Single Season Records Breakdowns

Records – Inter-Divisional

Year	Western	Eastern	Midwest	Northwest	Pacific	Southwest	Atlantic	Central	Southeast	Overall
68-69	8-30	8-36	-	-	-	-	-	-	-	16-66
69-70	24-16	15-27	-	-	-	-	-	-	-	39-43
70-71	25-19	23-15	9-9	-	16-10	-	9-10	14-5	-	48-34
71-72	24-20	25-13	7-11	-	17-9	-	15-4	10-9	-	49-33
72-73	22-28	16-16	8-16	-	14-12	-	8-8	8-8	-	38-44
73-74	16-34	14-18	5-19	-	11-15	-	4-12	10-6	-	30-52
74-75	19-27	13-23	7-9	-	12-18	-	5-11	8-12	-	32-50
75-76	26-20	16-20	11-9	-	15-11	-	4-12	12-8	-	42-40
76-77	16-24	18-24	11-13	-	5-11	-	9-10	9-14	-	34-48
77-78	24-16	25-17	16-8	-	8-8	-	12-7	13-10	-	49-33
78-79	21-19	29-13	10-10	-	11-9	-	12-7	17-6	-	50-32
79-80	42-18	13-9	23-7	-	19-11	-	5-5	8-4	-	55-27
80-81	44-16	13-9	22-7	-	22-9	-	4-6	9-3	-	57-25
81-82	32-28	14-8	18-12	-	14-16	-	5-5	9-3	-	46-36
82-83	42-18	11-11	21-9	-	21-9	-	3-7	8-4	-	53-29
83-84	33-27	8-14	17-13	-	16-14	-	4-6	4-8	-	41-41
84-85	27-33	9-13	12-18	-	15-15	-	4-6	5-7	-	36-46
85-86	25-35	7-15	9-21	-	16-14	-	2-8	5-7	-	32-50
86-87	28-32	8-14	14-16	-	14-16	-	3-7	5-7	-	36-46
87-88	22-39	6-15	11-19	-	11-20	-	4-6	2-9	-	28-54
88-89	41-17	14-10	18-6	-	23-11	-	10-2	4-8	-	55-27
89-90	38-18	16-10	18-10	-	20-8	-	9-3	7-7	-	54-28
90-91	35-21	20-6	18-10	-	17-11	-	9-3	11-3	-	55-27
91-92	34-20	19-9	17-7	-	17-13	-	11-3	8-6	-	53-29
92-93	40-14	22-6	19-5	-	21-9	-	12-2	10-4	-	62-20
93-94	37-17	19-9	18-6	-	19-11	-	11-3	8-6	-	56-26
94-95	39-15	20-8	16-8	-	23-7	-	11-3	9-5	-	59-23
95-96	23-29	18-12	14-13	-	9-16	-	10-4	8-8	-	41-41
96-97	27-25	13-17	14-14	-	13-11	-	6-8	7-9	-	40-42
97-98	37-15	19-11	19-8	-	18-7	-	9-5	10-6	-	56-26
98-99	26-18	1-5	17-8	-	9-10	-	0-1	1-4	-	27-23
99-00	30-22	23-7	15-13	-	15-9	-	11-3	12-4	-	53-29
00-01	30-22	21-9	18-10	-	12-12	-	7-7	14-2	-	51-31
01-02	24-28	12-18	12-16	-	12-12	-	4-10	8-8	-	36-46
02-03	26-26	18-12	14-14	-	12-12	-	8-6	10-6	-	44-38
03-04	16-36	13-17	7-21	-	9-15	-	7-7	6-10	-	29-53
04-05	38-14	24-6	-	15-3	12-4	11-7	9-1	7-3	8-2	62-20
05-06	32-20	22-8	-	12-6	10-6	10-8	8-2	6-4	8-2	54-28
06-07	36-16	25-5	-	12-6	11-5	13-5	9-1	8-2	8-2	61-21
07-08	31-21	24-6	-	12-6	10-6	9-9	8-3	8-1	8-2	55-27
08-09	30-22	16-14	-	12-6	11-5	7-11	5-5	5-5	6-4	46-36
09-10	35-17	19-11	-	11-7	12-4	12-6	9-1	5-5	5-5	54-28
10-11	23-29	17-13	-	9-9	9-7	5-13	6-4	7-3	4-6	40-42
TOT.	1248-981	706-559	485-395	83-43	581-438	67-59	301-224	335-249	47-23	1954-1540
Win. %	.560	.558	.551	.659	.570	.532	.573	.574	.671	.559



Records Breakdowns

Records – Month by Month

Year	Oct.	Nov.	Dec.	Jan.	Feb.	Mar.	Apr.	Total
68-69	4-3	1-12	3-15	3-12	3-14	2-10	-	16-66
69-70	3-5	5-10	7-8	9-10	9-7	6-3	-	39-43
70-71	3-6	11-6	9-7	11-4	9-4	5-7	-	48-34
71-72	3-4	8-7	11-5	9-8	11-5	7-4	-	49-33
72-73	3-4	7-9	9-6	6-8	7-9	6-8	-	38-44
73-74	2-8	5-8	8-8	6-7	4-12	5-9	-	30-52
74-75	3-3	6-9	6-6	5-9	8-6	3-15	1-2	32-50
75-76	1-1	6-6	8-7	4-13	8-5	12-5	3-3	42-40
76-77	1-4	5-5	8-7	8-9	4-9	4-12	4-2	34-48
77-78	3-3	8-4	10-6	12-2	5-8	9-7	2-3	49-33
78-79	7-3	10-4	7-7	7-6	6-6	10-4	3-2	50-32
79-80	7-4	9-5	10-5	9-5	8-5	12-3	-	55-27
80-81	9-1	13-3	10-5	9-7	8-4	8-5	-	57-25
81-82	0-2	8-3	9-7	7-5	7-7	9-8	6-4	46-36
82-83	1-1	10-5	8-6	8-8	8-4	10-4	8-1	53-29
83-84	0-1	5-11	10-4	4-8	8-9	8-8	6-0	41-41
84-85	3-0	7-8	7-7	5-10	6-7	4-11	4-3	36-46
85-86	0-3	3-12	7-4	7-9	6-7	6-9	3-6	32-50
86-87	1-0	5-9	7-8	6-10	3-8	4-10	10-1	36-46
87-88	0-0	4-6	6-9	3-12	4-10	6-9	5-8	28-54
88-89	0-0	6-7	10-4	10-4	8-5	12-6	9-1	55-27
89-90	0-0	5-6	7-7	13-3	11-1	12-6	6-5	54-28
90-91	0-0	8-4	10-5	10-5	8-5	13-3	6-5	55-27
91-92	0-0	8-9	11-1	10-6	7-6	12-3	5-4	53-29
92-93	0-0	7-4	14-0	10-4	9-4	13-3	9-5	62-20
93-94	0-0	8-3	13-2	7-8	8-4	10-6	10-3	56-26
94-95	0-0	10-4	11-3	13-2	8-5	9-6	8-3	59-23
95-96	0-0	6-7	7-7	6-9	9-4	8-8	5-6	41-41
96-97	0-0	1-14	9-5	5-11	6-6	12-3	7-3	40-42
97-98	1-0	8-3	9-6	11-5	9-4	10-7	8-1	56-26
98-99	-	-	-	-	8-5	7-11	12-7*	27-23
99-00	0-0	10-4	8-7	7-7	10-3	12-4	6-4	53-29
00-01	0-1	10-3	8-6	8-8	8-4	10-5	7-4	51-31
01-02	0-1	10-6	8-6	4-10	6-7	6-9	2-7	36-46
02-03	0-1	8-6	11-5	8-9	4-6	7-8	6-3	44-38
03-04	1-1	6-7	5-12	5-12	3-9	6-8	3-4	29-53
04-05	-	12-2	13-2	11-6	7-4	11-3	8-3	62-20
05-06	-	8-5	11-5	10-6	9-1	11-6	5-5	54-28
06-07	0-1	8-5	13-2	15-1	8-5	10-4	7-3	61-21
07-08	-	12-4	10-5	11-5	6-5	11-5	5-3	55-27
08-09	1-1	10-6	7-5	7-8	8-5	7-9	6-2	46-36
09-10	2-0	12-3	7-9	7-9	9-3	12-2	5-2	54-28
10-11	1-2	7-7	6-8	8-7	9-3	5-11	4-4	40-42
TOTALS	60-64	316-261	368-249	334-307	310-250	362-287	204-122	1954-1540
Win. %	.484	.548	.596	.521	.554	.558	.626	.559

Records Breakdowns

* includes 2-1 in May during regular season

Records – Day by Day

Year	Mon.	Tues.	Wed.	Thur.	Fri.	Sat.	Sun.	Total
68-69	0-5	2-10	4-8	2-7	2-13	2-10	4-13	16-66
69-70	0-0	5-11	1-4	9-3	8-8	7-6	9-11	39-43
70-71	2-1	4-7	6-4	5-3	11-6	11-7	9-6	48-34
71-72	0-0	10-5	6-5	6-3	9-6	10-9	8-5	49-33
72-73	2-1	2-11	8-6	4-3	8-7	9-7	5-9	38-44
73-74	0-1	2-13	5-9	5-3	4-13	7-6	7-7	30-52
74-75	0-1	4-8	10-5	4-5	5-12	7-9	2-10	32-50
75-76	0-0	6-6	5-7	7-5	7-7	9-9	8-6	42-40
76-77	1-0	3-9	7-7	6-5	5-12	4-9	8-6	34-48
77-78	0-2	10-6	5-6	8-3	9-9	7-3	10-4	49-33
78-79	0-0	7-4	12-4	6-1	11-9	6-8	8-6	50-32
79-80	0-0	6-7	14-6	4-0	13-4	5-5	13-5	55-27
80-81	2-0	11-4	10-7	3-2	13-5	5-2	13-5	57-25
81-82	1-0	9-6	9-8	7-3	10-5	7-8	3-6	46-36
82-83	0-0	13-5	6-5	8-6	10-2	9-6	7-5	53-29
83-84	1-0	8-11	5-8	10-2	6-8	6-8	5-4	41-41
84-85	0-4	6-12	5-5	8-3	5-8	6-11	6-3	36-46
85-86	3-3	3-11	10-7	2-5	6-12	6-8	2-4	32-50
86-87	2-4	9-8	5-8	4-3	6-11	9-11	1-1	36-46
87-88	3-5	6-7	7-10	3-4	1-13	6-11	2-4	28-54
88-89	8-3	8-4	8-4	7-1	14-5	10-8	0-2	55-27
89-90	4-2	11-4	6-6	7-2	14-5	9-5	3-4	54-28
90-91	4-1	13-3	11-4	5-1	10-9	9-7	3-2	55-27
91-92	4-1	7-7	9-5	5-2	12-7	11-5	5-2	53-29
92-93	2-3	11-4	13-1	7-1	15-1	8-5	6-5	62-20
93-94	5-1	8-8	9-2	6-5	10-5	10-2	8-3	56-26
94-95	5-1	11-5	11-2	6-2	10-7	7-2	9-4	59-23
95-96	1-4	10-6	7-7	4-2	9-11	3-4	7-7	41-41
96-97	4-4	4-9	8-7	4-6	8-6	5-5	7-5	40-42
97-98	6-2	13-7	5-4	4-4	15-1	6-3	7-5	56-26
98-99	4-2	3-3	7-4	3-2	2-7	3-3	5-2	27-23
99-00	5-2	13-7	9-1	6-2	7-8	4-6	9-3	53-29
00-01	3-1	7-6	14-4	6-4	5-7	8-4	8-5	51-31
01-02	3-0	6-9	7-8	5-5	6-9	6-9	3-6	36-46
02-03	5-8	4-6	9-8	2-0	15-3	5-5	4-8	44-38
03-04	6-4	4-9	4-10	3-2	6-12	3-10	3-6	29-53
04-05	7-1	11-2	14-4	2-1	8-8	8-3	12-1	62-20
05-06	4-4	6-6	13-3	7-2	13-3	9-3	2-7	54-28
06-07	6-2	11-2	11-3	4-4	15-4	4-4	10-2	61-21
07-08	5-3	11-3	7-10	7-2	11-3	7-4	7-2	55-27
08-09	7-3	7-2	9-8	0-10	8-6	8-2	7-5	46-36
09-10	6-3	9-3	12-6	1-4	11-5	4-5	11-2	54-28
10-11	6-4	2-6	8-10	3-4	13-7	0-2	8-9	40-42
TOTALS	127-86	316-282	351-250	215-137	386-309	285-259	274-217	1954-1540
Win. %	.596	.528	.584	.611	.555	.524	.558	.559



Records – Home, Away, Neutral

Year	REGULAR SEASON				PLAYOFFS		
	Home	Away	Neutral	Totals	Home	Away	Totals
68-69	11-26	4-27	1-13	16-66	-	-	-
69-70	22-15	12-25	5-3	39-43	2-1	1-3	3-4
70-71	27-14	19-20	2-0	48-34	-	-	-
71-72	30-11	19-20	0-2	49-33	-	-	-
72-73	22-19	15-25	1-0	38-44	-	-	-
73-74	24-17	6-34	0-1	30-52	-	-	-
74-75	22-19	10-31	-	32-50	-	-	-
75-76	27-14	15-26	-	42-40	7-2	3-7	10-9
76-77	26-15	8-33	-	34-48	-	-	-
77-78	34-7	15-26	-	49-33	0-1	0-1	0-2
78-79	32-9	18-23	-	50-32	7-1	2-5	9-6
79-80	36-5	19-22	-	55-27	2-1	1-4	3-5
80-81	36-5	21-20	-	57-25	2-2	1-2	3-4
81-82	31-10	15-26	-	46-36	1-2	1-3	2-5
82-83	32-9	21-20	-	53-29	1-1	0-1	1-2
83-84	31-10	10-31	-	41-41	5-3	4-5	9-8
84-85	26-15	10-31	-	36-46	0-1	0-2	0-3
85-86	23-18	9-32	-	32-50	-	-	-
86-87	26-15	10-31	-	36-46	-	-	-
87-88	22-19	6-35	-	28-54	-	-	-
88-89	35-6	20-21	-	55-27	4-3	3-2	7-5
89-90	32-9	22-19	-	54-28	5-2	4-5	9-7
90-91	31-9	23-17	1-1	55-27	1-1	0-2	1-3
91-92	36-5	17-24	-	53-29	3-1	1-3	4-4
92-93*	35-6	27-14	-	62-20	7-6	6-5	13-11
93-94	36-5	20-21	-	56-26	3-2	3-2	6-4
94-95	32-9	27-14	-	59-23	4-2	2-2	6-4
95-96	25-16	16-25	-	41-41	1-1	0-2	1-3
96-97	25-16	15-26	-	40-42	1-1	1-2	2-3
97-98	30-11	26-15	-	56-26	1-1	0-2	1-3
98-99	15-10	12-13	-	27-23	0-1	0-2	0-3
99-00	32-9	21-20	-	53-29	3-1	1-4	4-5
00-01	31-10	20-21	-	51-31	0-2	1-1	1-3
01-02	23-18	13-28	-	36-46	-	-	-
02-03	30-11	14-27	-	44-38	1-2	1-2	2-4
03-04	18-23	11-30	-	29-53	-	-	-
04-05	31-10	31-10	-	62-20	4-4	5-2	9-6
05-06	31-10	23-18	-	54-28	7-4	3-6	10-10
06-07	33-8	28-13	-	61-21	4-2	2-3	6-5
07-08	30-11	25-16	-	55-27	1-1	0-3	1-4
08-09	28-13	18-23	-	46-36	-	-	-
09-10	32-9	22-19	-	54-28	6-2	4-4	10-6
10-11	23-18	17-24	-	-	-	-	-
TOTALS	1214-524	730-996	10-20	1954-1540	83-54	50-87	133-141
Win. %	.699	.423	.333	.559	.606	.365	.485

* Suns started playing in US Airways Center (previously known as America West Arena) in 1992-93 season (540-223, .708); The arena name change date was January 6, 2006



Streaks and Extremes

Suns Streaks

Longest regular season winning streak	17	12/29/06 to 1/28/07
Longest single season winning streak	17	12/29/06 to 1/28/07
Longest losing streak	13	11/1/96 to 11/26/96
Longest winning streak on road	9	12/31/06 to 1/28/07 2/2/05 to 3/23/05 3/31/98 to 2/15/99# 12/27/94 to 1/27/95
Longest losing streak on road*	18	1/4/74 to 3/15/74
Longest winning streak at Coliseum	21	3/2/79 to 11/30/80#
Longest single season winning streak at USAC	19	11/25/92 to 2/26/93
Longest home winning streak (non-single season)	25	3/19/93 to 12/26/94#
Longest losing streak at USAC	7	4/19/96 to 11/24/96#
Longest losing streak at home	7	4/19/96 to 11/24/96#

* Includes neutral court game with Suns designated as visiting team

Over two seasons

Suns All-Time Longest Regular Season Winning Streaks

17	12/29/06	thru	1/28/07
15	11/20/06	thru	12/19/06
14	12/1/92	thru	12/30/92
11	2/8/06	thru	3/6/06
11	12/5/04	thru	12/26/04
11	3/20/97	thru	4/10/97
11	3/23/93	thru	4/11/93
10	1/9/90	thru	1/25/90
10	3/27/98	thru	4/15/98



Suns Largest Margins Of Victory

(+)	Opponent	Score	Date
55	vs. Sacramento	140-85	4/17/89
48	vs. Sacramento	129-81	2/2/09
46	vs. L.A. Clippers	114-68	2/2/00
46	vs. San Antonio	137-91	4/15/89
45	vs. Portland	130-85	12/6/05
44	at Atlanta	118-74	3/30/00

Suns Largest Margins Of Victory At USAC

(+)	Opponent	Score	Date
48	vs. Sacramento	129-81	2/2/09
46	vs. L.A. Clippers	114-68	2/2/00
45	vs. Portland	130-85	12/6/05
41	vs. Denver	129-88	12/27/92
40	vs. L.A. Clippers	140-100	2/17/09
39	vs. New Jersey	129-90	11/27/99
38	vs. Minnesota	152-114	3/16/10
37	vs. N.O./Okla. City	115-78	4/17/06

Suns Largest Margins Of Defeat

(-)	Opponent	Score	Date
44	at Seattle	107-151	4/2/88
41	at Atlanta	98-139	3/10/71
38	at New Jersey	72-110	3/27/06
37	vs. L.A. Lakers	78-115	12/28/00
	at L.A. Lakers	118-155	1/2/87
	vs. L.A. Lakers	107-144	10/31/85
	at Kansas City	85-122	10/21/79
35	vs. New York	104-139	3/21/69

Suns Top Defensive Performances

4/1/03	vs. Denver	95-65
3/6/75	vs. Chicago	88-65
2/22/00	vs. Denver	86-67
2/2/00	vs. L.A. Clippers	114-68
1/20/98	@ Golden State	87-69
1/28/11	vs. Boston	88-71
2/12/02	@ Detroit	99-71
3/23/01	vs. Philadelphia	84-71
4/25/99	vs. Houston	95-71
1/30/98	@ Miami	74-71
11/13/02	@ Denver	75-72
2/21/02	@ Memphis	78-72
11/21/02	vs. New York	96-72
1/24/01	@ Detroit	106-73
2/18/00	vs. Atlanta	85-73

11/9/04	@ Chicago	94-74
3/3/04	vs. New Jersey	87-74
11/1/02	vs. Cleveland	78-74
1/12/02	vs. Miami	108-74
11/24/00	vs. Golden State	80-74
3/30/00	@ Atlanta	118-74
11/7/99	vs. San Antonio	77-74
1/22/11	@ Detroit	74-75
12/31/10	vs. Detroit	92-75
2/16/06	vs. Houston	109-75
11/27/02	vs. New Jersey	82-75
11/8/02	vs. Portland	86-75
12/18/97	@ Dallas	89-75
10/25/80	@ Seattle	100-75

The Suns are **64-1** in team history when holding the opponent below 80 points (lone loss: 1/22/11 at Detroit).



Suns Honor Roll

Most Valuable Player

1992-93 Charles Barkley

2004-05 Steve Nash

2005-06 Steve Nash

All-NBA

1969-70 Connie Hawkins

1976-77 Paul Westphal

1977-78 Paul Westphal (2nd Team)
Walter Davis (2nd Team)

1978-79 Paul Westphal
Walter Davis (2nd Team)

1979-80 Paul Westphal

1980-81 Dennis Johnson

1988-89 Tom Chambers (2nd Team)
Kevin Johnson (2nd Team)

1989-90 Tom Chambers (2nd Team)
Kevin Johnson (2nd Team)

1990-91 Kevin Johnson (2nd Team)

1991-92 Kevin Johnson (3rd Team)

1992-93 Charles Barkley

1993-94 Charles Barkley (2nd Team)
Kevin Johnson (2nd Team)

1994-95 Charles Barkley (2nd Team)

1995-96 Charles Barkley (3rd Team)

1998-99 Jason Kidd

1999-00 Jason Kidd

2000-01 Jason Kidd

2002-03 Stephon Marbury (3rd Team)

2004-05 Steve Nash

Amar'e Stoudemire (2nd Team)
Shawn Marion (3rd Team)

2005-06 Steve Nash

Shawn Marion (3rd Team)

2006-07 Steve Nash

Amar'e Stoudemire

2007-08 Steve Nash (2nd Team)

Amar'e Stoudemire (2nd Team)

2008-09 Shaquille O'Neal (3rd Team)

2009-10 **Steve Nash (2nd Team)**

Amar'e Stoudemire (2nd Team)

Rookie of the Year

1975-76 Alvan Adams

1977-78 Walter Davis

2002-03 Amar'e Stoudemire

All-Rookie

1968-69 Gary Gregor

1973-74 Mike Bantom

1975-76 Alvan Adams

1976-77 Ron Lee

1977-78 Walter Davis

1987-88 Armon Gilliam

1992-93 Richard Dumas (2nd Team)

1994-95 Wesley Person (2nd Team)

1995-96 Michael Finley

1999-00 Shawn Marion (2nd Team)

2001-02 Joe Johnson (2nd Team)

2002-03 Amar'e Stoudemire

All-Defensive

1970-71 Paul Silas (2nd Team)

1971-72 Paul Silas (2nd Team)

1973-74 Dick Van Arsdale (2nd Team)

1977-78 Don Buse

1978-79 Don Buse

1979-80 Don Buse

1980-81 Dennis Johnson

1981-82 Dennis Johnson

1982-83 Dennis Johnson

1990-91 Dan Majerle (2nd Team)

1992-93 Dan Majerle (2nd Team)

1998-99 Jason Kidd

1999-00 Jason Kidd (2nd Team)
Clifford Robinson (2nd Team)

2000-01 Jason Kidd

2006-07 Raja Bell

2007-08 Raja Bell (2nd Team)



Most Improved Player

1988-89	Kevin Johnson
2005-06	Boris Diaw

Sixth Man Award

1988-89	Eddie Johnson
1997-98	Danny Manning
1999-00	Rodney Rogers
2006-07	Leandro Barbosa

J. Walter Kennedy PBWAA Citizenship Award

1990-91	Kevin Johnson
2006-07	Steve Nash

Coach of the Year

1988-89	Cotton Fitzsimmons
2004-05	Mike D'Antoni

Executive of the Year

1976	Jerry Colangelo
1981	Jerry Colangelo
1989	Jerry Colangelo
1993	Jerry Colangelo
2005	Bryan Colangelo

Joe Dumars Sportsmanship Award

2007-08	Grant Hill
2009-10	Grant Hill

Dan Majerle Hustle Award

2003	Bo Outlaw
2004	Casey Jacobsen
2005	Shawn Marion
2006	Raja Bell
2007	Leandro Barbosa
2008	Grant Hill
2009	Louis Amundson
2010	Jared Dudley
2011	Grant Hill



All-Stars

1969	Dick Van Arsdale Gail Goodrich	1981	Walter Davis (s) Truck Robinson Dennis Johnson	1996	Charles Barkley (s)
1970	Dick Van Arsdale Connie Hawkins (s)	1982	Dennis Johnson	1998	Jason Kidd
1971	Connie Hawkins (s) Dick Van Arsdale	1983	Maurice Lucas (s)	2000	Jason Kidd (s)
1972	Connie Hawkins Paul Silas	1984	Walter Davis	2001	Jason Kidd (s)
1973	Connie Hawkins Charlie Scott	1985	Walter Davis	2003	Shawn Marion Stephon Marbury
1974	Charlie Scott	1987	Larry Nance	2005	Steve Nash Amar'e Stoudemire Shawn Marion
1975	Charlie Scott	1988	Walter Davis	2006	Steve Nash (s) Shawn Marion
1976	Alvan Adams	1989	Tom Chambers	2007	Steve Nash (inj) Amar'e Stoudemire Shawn Marion
1977	Paul Westphal (s)	1990	Tom Chambers Kevin Johnson	2008	Steve Nash Amar'e Stoudemire
1978	Paul Westphal (s) Walter Davis	1991	Tom Chambers Kevin Johnson (s)	2009	Amar'e Stoudemire (s) Shaquille O'Neal
1979	Paul Westphal (s) Walter Davis	1992	Dan Majerle Jeff Hornacek	2010	Steve Nash (s) Amar'e Stoudemire (s)
1980	Paul Westphal Walter Davis	1993	Dan Majerle Charles Barkley (s)		
		1994	Kevin Johnson Charles Barkley (s, inj)		
		1995	Dan Majerle (s) Charles Barkley (s)		

(s) denotes starter (inj) denotes injury

Coaches and Records

Year	Coach	Reg. Season	Playoffs
68-69	Johnny Kerr	16-66	—
69-70	Johnny Kerr	15-23	—
	Jerry Colangelo	24-20	3-4
70-71	Cotton Fitzsimmons	48-34	—
71-72	Cotton Fitzsimmons	49-33	—
72-73	Bill van Breda Kolff	3-4	—
	Jerry Colangelo	35-40	—
73-74	John MacLeod	30-52	—
74-75	John MacLeod	32-50	—
75-76	John MacLeod	42-40	10-9
76-77	John MacLeod	34-48	—
77-78	John MacLeod	49-33	0-2
78-79	John MacLeod	50-32	9-6
79-80	John MacLeod	55-27	3-5
80-81	John MacLeod	57-25	3-4
81-82	John MacLeod	46-36	2-5
82-83	John MacLeod	53-29	1-2
83-84	John MacLeod	41-41	9-8
84-85	John MacLeod	36-46	0-3
85-86	John MacLeod	32-50	—
86-87	John MacLeod	22-34	—
	Dick Van Arsdale	14-12	—
87-88	John Wetzel	28-54	—
88-89	Cotton Fitzsimmons	55-27	7-5
89-90	Cotton Fitzsimmons	54-28	9-7
90-91	Cotton Fitzsimmons	55-27	1-3

Year	Coach	Reg. Season	Playoffs
91-92	Cotton Fitzsimmons	53-29	4-4
92-93	Paul Westphal	62-20	13-11
93-94	Paul Westphal	56-26	6-4
94-95	Paul Westphal	59-23	6-4
95-96	Paul Westphal	14-19	—
	Cotton Fitzsimmons	27-22	1-3
96-97	Cotton Fitzsimmons	0-8	—
	Danny Ainge	40-34	2-3
97-98	Danny Ainge	56-26	1-3
98-99	Danny Ainge	27-23	0-3
99-00	Danny Ainge	13-7	—
	Scott Skiles	40-22	4-5
00-01	Scott Skiles	51-31	1-3
01-02	Scott Skiles	25-26	—
	Frank Johnson	11-20	—
02-03	Frank Johnson	44-38	2-4
03-04	Frank Johnson	8-13	—
	Mike D'Antoni	21-40	—
04-05	Mike D'Antoni	62-20	9-6
05-06	Mike D'Antoni	54-28	10-10
06-07	Mike D'Antoni	61-21	6-5
07-08	Mike D'Antoni	55-27	1-4
	Terry Porter	28-23	—
08-09	Alvin Gentry	18-13	—
09-10	Alvin Gentry	54-28	10-6
10-11	Alvin Gentry	40-42	—
TOTALS		1954-1540	133-141

Suns Cumulative Coaching Records

Coach	Years	Record	Pct.	Playoffs	Pct.
Johnny Kerr	1968-70	31-89	.258	-	-
Jerry Colangelo	1970, 1972-73	59-60	.496	3-4	.429
John MacLeod	1973-87	579-543	.516	37-49	.430
Cotton Fitzsimmons	1970-72, 1988-92, 1996	341-208	.621	22-22	.500
Paul Westphal	1992-96	191-88	.685	25-19	.568
Danny Ainge	1996-99	136-90	.602	3-9	.250
Scott Skiles	1999-02	116-79	.595	5-8	.385
Frank Johnson	2002-04	63-71	.470	2-4	.333
Mike D'Antoni	2003-08	253-136	.650	26-25	.510
Alvin Gentry	2009-11	112-83	.574	10-6	.625



All-Time Records

Home Attendance Records

Year	G	Reg. Season	Avg.	G	Playoffs	Avg.	Total	Avg.
68-69	37	160,565	4,340	—	—	—	160,565	4,340
69-70	37	281,821	7,617	3	37,066	12,355	318,887	7,972
70-71	41	332,945	8,120	—	—	—	332,945	8,120
71-72	41	342,922	8,364	—	—	—	342,922	8,364
72-73	41	342,117	8,344	—	—	—	342,117	8,344
73-74	41	284,324	6,934	—	—	—	284,324	6,934
74-75	41	253,103	6,173	—	—	—	253,103	6,173
75-76	41	295,293	7,202	9	117,176	13,020	412,469	8,249
76-77	41	411,294	10,032	—	—	—	411,294	10,032
77-78	41	470,009	11,464	1	12,161	12,161	482,170	11,480
78-79	41	465,010	11,342	8	102,921	12,865	567,931	11,590
79-80	41	480,659	11,723	4	49,286	12,322	529,945	11,777
80-81	41	482,693	11,773	4	50,640	12,660	533,333	11,852
81-82	41	487,215	11,883	3	39,390	13,130	526,605	11,968
82-83	41	465,603	11,356	2	26,561	13,281	492,164	11,446
83-84	41	445,703	10,871	8	114,151	14,269	559,854	11,426
84-85	41	493,446	12,035	1	8,741	8,741	502,187	11,957
85-86	41	455,969	11,121	—	—	—	455,969	11,121
86-87	41	471,172	11,492	—	—	—	471,172	11,492
87-88	41	461,293	11,251	—	—	—	461,293	11,251
88-89	41	511,076	12,465	7	101,297	14,471	612,373	12,758
89-90	41	578,661	14,114	7	101,409	14,487	680,070	14,168
90-91	41	589,591	14,380	2	28,974	14,487	618,565	14,385
91-92	41	594,336	14,496	4	57,984	14,496	652,320	14,496
92-93	41	779,943	19,023	13	247,299	19,023	1,027,242	19,023
93-94	41	779,943	19,023	5	95,115	19,023	875,058	19,023
94-95	41	779,943	19,023	6	114,138	19,023	894,081	19,023
95-96	41	779,943	19,023	2	38,046	19,023	817,989	19,023
96-97	41	779,943	19,023	2	38,046	19,023	817,989	19,023
97-98	41	779,943	19,023	2	38,046	19,023	817,989	19,023
98-99	25	472,283	18,891	1	17,306	17,306	489,589	18,830
99-00	41	773,115	18,856	4	76,092	19,023	849,207	18,871
00-01	41	737,586	17,990	2	37,859	18,930	775,445	18,037
01-02	41	668,939	16,316	—	—	—	668,939	16,316
02-03	41	666,559	16,188	3	56,692	18,897	723,251	16,438
03-04	41	670,385	16,351	—	—	—	670,385	16,351
04-05	41	726,066	17,709	8	147,376	18,422	873,442	17,825
05-06	41	730,179	17,809	11	202,642	18,422	932,821	17,939
06-07	41	755,302	18,422	6	110,532	18,422	865,834	18,422
07-08	41	755,302	18,422	2	36,844	18,422	792,146	18,422
08-09	41	755,302	18,422	—	—	—	755,302	18,422
09-10	41	723,582	17,648	8	147,376	18,422	870,958	17,775
10-11	41	720,249	17,567	—	—	—	720,249	17,567
Totals	1739	23,991,327	13,796	137	2,251,166	16,432	26,242,493	14,301



All-Time Records

Road Attendance Records

Year	G	Reg. Season	Avg.	G	Playoffs	Avg.	Total	Avg.
68-69	45	292,862	6,508	—	—	—	292,862	6,508
69-70	45	331,767	7,373	4	67,541	16,885	399,308	8,149
70-71	41	318,824	7,776	—	—	—	318,824	7,776
71-72	41	347,949	8,487	—	—	—	347,949	8,486
72-73	41	349,290	8,519	—	—	—	349,290	8,519
73-74	41	324,082	7,904	—	—	—	324,082	7,904
74-75	41	353,825	8,630	—	—	—	353,825	8,630
75-76	41	375,304	9,154	10	138,236	13,824	513,540	10,069
76-77	41	414,942	10,120	—	—	—	414,942	10,120
77-78	41	432,399	10,546	1	10,938	10,938	443,337	10,556
78-79	41	436,269	10,640	7	152,058	21,723	588,327	12,257
79-80	41	465,730	11,359	4	57,320	14,330	523,050	11,623
80-81	41	417,996	10,195	3	40,097	13,366	458,093	10,411
81-82	41	450,670	10,991	4	63,922	15,981	514,592	11,695
82-83	41	387,205	9,444	1	15,903	15,903	403,108	9,976
83-84	41	399,220	9,737	9	121,901	13,545	521,121	10,422
84-85	41	402,467	9,816	2	30,808	15,404	433,275	10,076
85-86	41	450,179	10,980	—	—	—	450,179	10,980
86-87	41	444,434	10,840	—	—	—	444,434	10,840
87-88	41	489,543	11,940	—	—	—	489,543	11,940
88-89	41	607,712	14,822	5	77,720	15,544	685,432	14,901
89-90	41	651,737	15,896	9	129,015	14,335	780,752	15,615
90-91	41	618,124	15,076	2	25,232	12,616	643,356	14,962
91-92	41	632,459	15,426	4	53,517	13,379	685,976	15,244
92-93	41	688,100	16,783	11	183,645	16,695	871,745	13,208
93-94	41	723,474	17,646	5	79,931	15,986	951,676	12,359
94-95	41	735,566	17,941	4	62,721	15,680	866,126	12,203
95-96	41	744,600	18,161	2	36,052	18,026	780,650	18,155
96-97	41	676,654	16,504	3	51,216	17,072	727,870	16,543
97-98	41	617,112	15,051	2	48,014	24,007	665,126	15,468
98-99	25	392,951	15,718	2	40,628	20,314	413,265	15,306
99-00	41	701,400	17,107	5	99,524	19,905	800,924	17,411
00-01	41	703,476	17,158	2	34,364	17,317	737,840	17,159
01-02	41	687,388	16,766	—	—	—	687,388	16,766
02-03	41	669,069	16,319	3	57,651	19,217	726,720	16,516
03-04	41	674,937	16,462	—	—	—	674,937	16,462
04-05	41	720,410	17,571	7	135,661	19,380	856,071	17,835
05-06	41	725,482	17,695	9	179,450	19,939	904,932	18,099
06-07	41	760,182	18,541	5	94,385	18,877	854,567	18,576
07-08	41	739,907	18,047	3	56,391	18,797	796,298	18,098
08-09	41	743,012	18,122	—	—	—	743,012	18,122
09-10	41	712,438	17,377	8	154,888	19,361	867,326	17,701
10-11	41	715,961	17,462	—	—	—	715,961	17,462
Totals	1755	23,527,108	13,406	136	2,298,729	16,902	25,825,837	13,960

All-Time Records

*In Loving Memory
of Armen Gilliam
(1964-2011)*



HISTORY

Celebrating 44 Years of Suns Basketball ...

The Phoenix Suns have long been regarded as one of the most successful NBA franchises on and off the court. Since entering the league in 1968, the Suns own a .559 (1954-1540) winning percentage, the fourth-best mark all-time in the NBA (entering 2011-12). That record trails only the Los Angeles Lakers (.620, 3084-1891), San Antonio Spurs (.604, 1714-1124) and Boston Celtics (.595, 3028-2057) and includes appearances in the postseason in 29 of the team's 43 seasons, and 19 of the past 23 seasons (since 1988-89). Phoenix has reached the NBA Finals twice (1976 and 1993).

On June 30, 2004, Robert Sarver, a banking and real estate executive, purchased the club from Jerry Colangelo after Colangelo set into motion a plan to ensure the team's legacy by seeking out a new owner who shared his vision and commitment to both the game of basketball and community. In the seven seasons since Sarver, an Arizona native, took ownership of the Suns, Phoenix has won 50 or more games five times and enjoyed the winningest four-year period in the franchise's proud history from 2004-08 (232 victories). The span includes two 60-plus win seasons (franchise-record tying 62 in 2004-05 and 61 in 2006-07) and three Pacific Division titles. Over the last seven seasons, the Suns have compiled a 372-202 (.648) regular season record, which trails only the San Antonio Spurs (401-173, .699) and Dallas Mavericks (398-176, .693) for the NBA's best record in that stretch.



Dick Van Arsdale scores the first basket in Suns history on a feed from Dick Snyder as they defeated Seattle 116-107 in the first regular season game at the Coliseum.

The Suns played their first game October 18, 1968, and defeated Seattle, 116-107, before 7,112 fans at Veterans Memorial Coliseum. However, Phoenix finished its first season at 16-66. In a coin flip between the Eastern and Western Conference teams with the poorest records (Milwaukee and Phoenix), the Suns called "heads" as the coin came up "tails." Milwaukee claimed Lew Alcindor, later known as Kareem Abdul-Jabbar, and captured the NBA title two years later.

Success, however, came more quickly than skeptics first thought when the Suns won a second coin flip and the rights to ABA star Connie Hawkins.

The Suns made the playoffs in their second season, battling the L.A. Lakers to the seven-game limit in the conference semifinals. With the emergence of eventual four-time All-Star and NBA Hall of Famer Hawkins, and the club's impressive playoff performance, the Suns had arrived on the NBA map.

The Greatest Game Ever Played...

Things brightened when the 1975-76 club, headed by coach John MacLeod, Rookie of the Year Alvan Adams and Paul Westphal, parlayed a 42-40 record and wild card playoff berth into the Western Conference title and a trip to the NBA Finals against Boston. Game Five of that series has been

The Beginning Of A Franchise...

On January 22, 1968, the NBA Board of Governors awarded a franchise to Phoenix. The new team's leadership came from owners Richard Bloch of Los Angeles along with Donald Pitt and Donald Diamond of Tucson. They brought together a group of investors that included entertainers Henry Mancini, Tony Curtis, Ed Ames, Andy Williams and Bobby Gentry.

Jerry Colangelo, former Illinois basketball star and member of the Chicago Bulls' organization, was selected as the club's first general manager at age 28. Colangelo has been with the club since its inception. One of Colangelo's first moves was naming Johnny "Red" Kerr as the franchise's first head coach. The name "Suns" was chosen through a contest (28,000 entries submitted). Since several entries were marked "Suns," a drawing was held and Selinda King of Phoenix was selected as the person who officially named the new franchise.

In the May 6, 1968 Expansion Draft, forward Dick Van Arsdale, who was left unprotected by the New York Knicks, became "The Original Sun." Van Arsdale scored 12,060 points as a Sun, and would later have his jersey (5) retired.

called “the greatest game ever played,” as Boston won 128-126 in a triple-overtime thriller. The Celtics eventually captured the title, 4-2, but the “Sunderella” Suns demonstrated that they had come a long way in just eight seasons.

Phoenix Rising...

On October 14, 1987, Colangelo led a group of Phoenix-area investors that purchased the team for \$44.5 million. He was then named president and chief executive officer.

Cotton Fitzsimmons began his second stint with the Suns head coach prior to the 1988-89 season and engineered one of the biggest turnarounds in NBA history. On February 25, 1988, the Suns traded All-Star Larry Nance to Cleveland with Mike Sanders and a first-round pick for Kevin Johnson, Mark West, Tyrone Corbin and first- and second-round picks. On July 5, 1988, the Suns made NBA history by signing the league’s first unrestricted free agent, Tom Chambers.

A revamped 1988-89 Suns squad had just one holdover player, Jeff Hornacek, remaining from two seasons before. The Suns finished 55-27 and were the NBA’s top scoring team. For the first time in NBA history, a team won four postseason awards: Coach of the Year (Fitzsimmons), Most Improved Player (KJ), Sixth Man (Eddie Johnson) and Executive of the Year (Colangelo).

During 1988-89, Colangelo moved ahead with plans for a new downtown arena that the Suns could call home. In a unique partnership with the city of Phoenix, the \$89 million America West Arena (later renamed US Airways Center) was born. Construction of the arena began during the summer of 1990. The arena then underwent a \$70 million expansion and improvement project that was completed in 2004 and remains a state-of-the-art facility.



Danny Ainge and Michael Jordan faced off in the 1993 NBA Finals. Chicago defeated the Suns 4-2 in an exciting series.

A New Era Of Basketball...

Celebrating their 25th year in the NBA, the Suns rocked the basketball world with a blockbuster trade. On June 17, 1992, the team acquired Charles Barkley from Philadelphia for Hornacek, Tim Perry, and Andrew Lang. On November 7, 1992, the Suns opened their new home, America West Arena (now US Airways Center), with a new head coach in Westphal, a new logo, and new uniforms.

The 1992-93 club finished the season with a club-record and NBA-best 62-20 record and Barkley earned the NBA’s MVP award. The Suns made NBA playoff history by coming back to beat the Lakers in the opening round after losing the first two at home. They defeated San Antonio in six games, Seattle in seven, and returned to the Finals for the first time since 1976. After losing the first two at home to the defending World Champion Chicago Bulls, the Suns went to the Windy City and won two of three, including a 129-121 triple-overtime affair in Game 3. John Paxson gave the Bulls their third-straight NBA title after sinking a three-pointer with 3.9 seconds left in Game 6 at Phoenix.

The 1995 All-Star Game was held at AWA, as Barkley and Majerle were starters on the winning West squad coached by Westphal. After the break, the team won its second Pacific Division title in three seasons and earned the No. 2 seed in the playoffs behind San Antonio. The Suns swept Portland in the first round and faced Houston for the second-straight season in the semifinals. The Suns took a 3-1 series lead, but the Rockets won three-straight and went on to win their second-straight NBA title.

...Return of the Run-and-Gun

For the second time in the team’s history, the offseason addition of an All-Star turned into an NBA MVP and a franchise-record tying 62 single-season victories in 2004-05. Point guard Steve Nash, originally drafted by the franchise in 1996, agreed to return to the Suns in the summer of 2004 and in his first season in Phoenix led the club to a 33-game turnaround from the previous season, the first of two consecutive Western Conference Finals appearances and won the first of back-to-back league MVP honors. That signing keyed a renaissance of high-scoring basketball, not just in Phoenix but around the NBA, and has earned the Suns scoring titles in five of the last seven seasons.

Season Review 68-69


On January 22, 1968, the NBA Board of Governors granted a franchise to the city of Phoenix. On April 25, 1968, the name "SUNS" was selected in a contest sponsored by *The Arizona Republic*. The winning entry was submitted by Mrs. Selinda King of Phoenix.

RECORD
16-66

The Suns began building their team by naming **Johnny "Red" Kerr** as head coach. Kerr, who had coached the Chicago Bulls for the previous two years, was the NBA's Coach of the Year in 1967. Next was the 1968 NBA College Draft. Phoenix's first-ever selection was **Gary Gregor**, a 6-7 forward from South Carolina. The Suns continued to build the young squad by making **Dick Van Arsdale** the first player taken in the expansion draft. Van Arsdale had played the previous three years with New York. Phoenix also selected guard **Gail Goodrich**, a third-year pro, from the Los Angeles Lakers.

On October 18, the Suns opened their rookie season with a 116-107 victory over Seattle as 7,112 fans filled Veterans Memorial Coliseum. Goodrich, now in the NBA Hall of Fame, led the team with 27 points, 10 assists and nine rebounds while Van Arsdale pitched in 21 points. The Suns went on to finish the month with a 4-3 mark. But that was the last time they would be above .500 as they suffered through the rest of their first season to finish with a 16-66 record.

Goodrich and Van Arsdale led the Suns averaging 23.8 and 21.0 points, respectively. Goodrich finished sixth in the league in scoring and third as a guard behind Baltimore's Earl Monroe and Cincinnati's Oscar Robertson. Both players also appeared in the 1969 NBA All-Star game in Baltimore.



FRONT ROW: Gail Goodrich, Stan McKenzie, Dick Van Arsdale, Bob Warlick, Dick Snyder.

BACK ROW: Head Coach Johnny Kerr, Gary Gregor, Neil Johnson, Dave Lattin, Jim Fox, Trainer Joe Proski.

2011-12 PHOENIX SUNS

DATE	OPPONENT	ATTEND.	SCORE	REC.	W/L	DATE	OPPONENT	ATTEND.	SCORE	REC.	W/L
10/18	SEATTLE	7,112	116-107	1-0	W	1/5	@ATLANTA	3,235	96-97	8-34	L
10/20	BALTIMORE	3,474	122-134	1-1	L	1/7	SEATTLE	2,875	116-112	9-34	W
10/22	@SAN FRANCISCO	4,291	101-109	1-2	L	1/9	NEW YORK	2,591	120-134	9-35	L
10/24	NEW YORK	3,450	109-92	2-2	W	1/11	BALTIMORE	3,807	107-118	9-36	L
10/27	ATLANTA	4,603	100-123	2-3	L	1/16	@ATLANTA	5,815	107-112	9-37	L
10/30	@SEATTLE	2,657	115-108	3-3	W	1/17	@ATLANTA	4,565	107-112	9-38	L
10/31	CHICAGO	3,029	112-103	4-3	W	1/19	SAN DIEGO	2,867	118-136	9-39	L
11/3	LA LAKERS	7,150	109-127	4-4	L	1/22	ATLANTA	2,527	107-125	9-40	L
11/4	SAN FRANCISCO	3,019	108-119	4-5	L	1/24	CHICAGO	6,275	117-106	10-40	W
11/10	DETROIT	4,440	130-128*	5-5	W	1/25	@SAN DIEGO	4,128	120-133	10-41	L
11/14	DET. @TUCSON	2,712	109-111	5-6	L	1/26	SAN FRANCISCO	2,452	93-117	10-42	L
11/15	@SEATTLE	4,368	124-128**	5-7	L	1/29	MIL. @TUCSON	3,013	111-107	11-42	W
11/17	BOSTON	9,109	98-130	5-8	L	2/2	BOSTON	2,926	122-121	12-42	W
11/19	@PHILADELPHIA	16,664	110-126	5-9	L	2/4	PHILADELPHIA	3,317	125-116	13-42	W
11/22	@BOSTON	8,224	106-133	5-10	L	2/6	CIN. @TUCSON	3,849	103-124	13-43	L
11/23	@MILWAUKEE	6,090	112-115	5-11	L	2/7	@SAN DIEGO	6,214	119-130	13-44	L
11/26	PHILADELPHIA	3,209	119-126	5-12	L	2/8	LA LAKERS	9,106	104-122	13-45	L
11/27	@DETROIT	11,016	111-125	5-13	L	2/9	@LOS ANGELES	8,840	116-134	13-46	L
11/29	@BALTIMORE	6,596	106-124	5-14	L	2/12	@NEW YORK	12,017	105-112	13-47	L
11/30	@CHICAGO	3,246	96-100	5-15	L	2/14	@DETROIT	2,853	123-128	13-48	L
12/2	SEATTLE	2,171	108-118	5-16	L	2/16	@CINCINNATI	3,922	125-113	14-48	W
12/3	@LOS ANGELES	8,277	108-122	5-17	L	2/18	@BOSTON	7,022	110-116	14-49	L
12/4	SAN FRANCISCO	2,387	126-97	6-17	W	2/20	@BALTIMORE	7,066	121-124	14-50	L
12/6	@SAN DIEGO	5,782	106-117	6-18	L	2/21	CHICAGO	4,939	121-133	14-51	L
12/8	ATLANTA	3,243	99-121	6-19	L	2/22	BOSTON	8,295	100-124	14-52	L
12/10	@NEW YORK	16,337	106-111	6-20	L	2/23	@MILWAUKEE	4,347	103-107	14-53	L
12/11	@PHILADELPHIA	6,780	123-143	6-21	L	2/25	@BOSTON	19,500	99-112	14-54	L
12/13	@CINCINNATI	2,114	123-130	6-22	L	2/26	@PHILADELPHIA	7,781	97-104	14-55	L
12/14	@DETROIT	5,024	123-118	7-22	W	2/28	@LOS ANGELES	15,728	117-121	14-56	L
12/15	@CINCINNATI	5,886	101-119	7-23	L	3/1	@SAN FRANCISCO	3,580	119-118	15-56	W
12/17	PHILADELPHIA	1,946	128-145	7-24	L	3/4	CINCINNATI	3,165	122-141	15-57	L
12/18	CINCINNATI	3,462	123-114	8-24	W	3/6	@CHICAGO	3,125	117-125	15-58	L
12/21	@BALTIMORE	8,529	117-131	8-25	L	3/7	@NEW YORK	15,244	87-119	15-59	L
12/22	@MILWAUKEE	3,466	116-127	8-26	L	3/9	SAN DIEGO	2,384	146-133	16-59	W
12/25	LA LAKERS	10,355	99-119	8-27	L	3/10	BALTIMORE	4,133	121-140	16-60	L
12/27	@SAN FRANCISCO	4,916	118-119	8-28	L	3/11	@SAN DIEGO	4,172	106-116	16-61	L
12/28	SAN DIEGO	5,749	126-136	8-29	L	3/15	S.D. @TUCSON	2,616	124-141	16-62	L
12/30	@SEATTLE	3,920	118-120	8-30	L	3/17	DETROIT	3,128	95-119	16-63	L
1/1	BOSTON	4,757	87-93	8-31	L	3/19	MILWAUKEE	3,033	110-117	16-64	L
1/3	@MILWAUKEE	4,230	104-121	8-32	L	3/21	NEW YORK	7,175	104-139	16-65	L
1/4	@CHICAGO	3,107	92-103	8-33	L	3/23	MILWAUKEE	3,204	118-128	16-66	L

*Overtime

68-69 Final Statistics

PLAYER	G	GS	MIN	FGM-FGA	PCT	3PT			OR-DR	REB	AST	PF-DQ	STL	TO	BLK	PTS-AVG	
						FGM-FGA	PCT	FTM-FTA									PCT
GOODRICH	81	81	3236	718-1746	.411	—	—	—	495-663	.747	—	437	518	253-3	—	—	1931-23.8
VAN ARSDALE	80	80	3388	612-1386	.442	—	—	—	454-644	.705	—	548	388	245-2	—	—	1678-21.0
FOX	51	51	1979	273-581	.470	—	—	—	157-214	.734	—	679	143	210-5	—	—	703-13.8
SNYDER	81	55	2108	399-846	.472	—	—	—	185-255	.725	—	328	211	213-3	—	—	983-12.1
MCLEMORE	31	7	710	141-366	.385	—	—	—	85-110	.773	—	168	50	73-1	—	—	367-11.8
WILSON	41	27	1294	191-481	.397	—	—	—	93-151	.616	—	505	76	145-4	—	—	475-11.6
GREGOR	80	60	2182	400-963	.415	—	—	—	85-131	.649	—	711	96	249-2	—	—	885-11.1
MCKENZIE	80	17	1569	264-618	.427	—	—	—	219-287	.763	—	251	123	191-3	—	—	747-9.3
WARLICK	63	11	975	212-501	.423	—	—	—	83-137	.606	—	151	131	119-0	—	—	507-8.0
LATTIN	68	6	987	150-366	.410	—	—	—	109-172	.634	—	323	48	163-5	—	—	409-6.0
JOHNSON	80	15	1319	177-368	.481	—	—	—	110-177	.621	—	396	134	214-3	—	—	464-5.8
KNOWLES	8	0	40	4-14	.286	—	—	—	1-3	.333	—	9	0	10-0	—	—	9-1.1
BIEDENBACH	7	0	18	0-6	.000	—	—	—	4-6	.667	—	2	3	1-0	—	—	4-6
SUNS	82	19705	3541-8242	.430	—	—	—	2080-2950	.705	—	4508	1921	2086-30	—	—	—	9162-111.7
OPPONENTS	82	19705	3892-8297	.469	—	—	—	2094-2891	.724	—	4692	2330	2122-31	—	—	—	9878-120.5

Season Review 68-69

Season Review 69-70


RECORD
39-43

With the addition of veterans **Paul Silas** and **Connie Hawkins**, the young Suns enjoyed a 23-game turnaround and their first-ever trip to the NBA playoffs. Silas, obtained in a trade with Atlanta for **Gary Gregor**, gave the team additional inside strength as he averaged nearly 12 rebounds. Following a legendary two-year stint in the ABA and one year with the world-famous Harlem Globetrotters, Hawkins provided amazing offensive talents.

On January 2, with the Suns at 15-23, Head Coach **Johnny Kerr** resigned just five hours prior to that night's game against San Diego. General Manager **Jerry Colangelo** took over as head coach and led the Suns to a 24-20 mark over the rest of the regular season and a bid to the NBA Playoffs.

The Suns drew the mighty L.A. Lakers in the first round and dropped the opening game in Los Angeles, 112-128. But the Suns showed character as they picked up the next three games behind superb play from Silas, Hawkins and **Gail Goodrich**. However, the likes of Wilt Chamberlain, Jerry West and Elgin Baylor were too much for the Suns as the Lakers clinched the series in seven games.

Dick Van Arsdale made his second appearance in the All-Star Game along with the team's scoring leader Hawkins. The Hawk also earned ALL-NBA First Team honors.



FRONT ROW: Art Harris, Dick Van Arsdale, Stan McKenzie, Gail Goodrich.

BACK ROW: Trainer Joe Proski, Neil Johnson, Lamar Green, Connie Hawkins, Jim Fox, Neal Walk, Paul Silas, Jerry Chambers, Head Coach Jerry Colangelo.

2011-12 PHOENIX SUNS

DATE	OPPONENT	ATTEND.	SCORE	REC.	W/L	DATE	OPPONENT	ATTEND.	SCORE	REC.	W/L
10/16	SAN DIEGO	6,053	116-114	1-0	W	1/6	@CINCINNATI	3,426	124-128	17-25	L
10/18	@ATLANTA	3,742	116-121	1-1	L	1/8	@CHICAGO	5,086	123-152	17-26	L
10/21	@NEW YORK	15,116	116-140	1-2	L	1/9	@MILWAUKEE	7,237	116-120	17-27	L
10/22	@PHILADELPHIA	7,215	119-122	1-3	L	1/10	@PHILADELPHIA	7,423	119-117	18-27	W
10/24	CHICAGO	4,576	115-116	1-4	L	1/11	@CINCINNATI	6,129	125-118	19-27	W
10/25	@SAN DIEGO	5,269	115-107	2-4	W	1/12	NY @SALT LAKE	12,384	114-130	19-28	L
10/26	MILWAUKEE	9,149	99-119	2-5	L	1/15	BALTIMORE	5,636	124-115	20-28	W
10/30	CINCINNATI	6,699	106-104	3-5	W	1/17	SEATTLE	9,094	131-134	20-29	L
11/4	NEW YORK	10,552	99-116	3-6	L	1/18	@BALTIMORE	5,009	134-133	21-29	W
11/7	@LA LAKERS	10,557	122-120	4-6	W	1/22	SEA.@LAS CRUCES	2,805	129-120	22-29	W
11/9	DETROIT	9,500	140-129	5-6	W	1/23	SAN FRANCISCO	12,024	132-138	22-30	L
11/13	PHILADELPHIA	5,440	110-124	5-7	L	1/24	@SAN FRANCISCO	6,466	109-99	23-30	W
11/14	@LA LAKERS	8,902	112-127	5-8	L	1/25	@LA LAKERS	11,483	106-118	23-31	L
11/15	LA LAKERS	6,318	114-111	6-8	W	1/29	ATLANTA	6,658	111-102	24-31	W
11/16	ATL.@ALBUQ.	5,094	139-118	7-8	W	1/30	@SAN FRAN	6,308	116-125	24-32	L
11/18	@BOSTON	6,028	119-120	7-9	L	1/31	MILWAUKEE	11,814	106-107	24-33	L
11/19	@BALTIMORE	9,287	118-133	7-10	L	2/1	@SAN DIEGO	4,582	105-103	25-33	W
11/21	@BALTIMORE	5,215	116-126	7-11	L	2/3	PHILADELPHIA	6,543	131-123	26-33	W
11/22	@NEW YORK	19,401	114-128	7-12	L	2/6	SAN FRAN	9,599	122-117	27-33	W
11/23	@CINCINNATI	2,866	123-137	7-13	L	2/7	LA LAKERS	10,459	121-117*	28-33	W
11/25	BALTIMORE	5,776	124-134	7-14	L	2/10	@BOSTON	4,761	122-117	29-33	W
11/29	@SEATTLE	9,418	129-130	7-15	L	2/11	@MILWAUKEE	10,746	120-127	29-34	L
11/30	SEATTLE	3,621	116-108	8-15	W	2/12	@CHICAGO	11,190	121-122	29-35	L
12/2	CHI.@SALT LAKE	3,220	121-110	9-15	W	2/13	@DETROIT	3,029	120-132	29-36	L
12/4	LA LAKERS	5,165	119-109	10-15	W	2/15	@PHILADELPHIA	8,163	125-159	29-37	L
12/5	CHICAGO	6,021	114-113	11-15	W	2/17	@SEATTLE	8,220	129-118	30-37	W
12/7	DETROIT	4,335	113-118	11-16	L	2/18	BOSTON	6,818	113-116	30-38	L
12/9	@CHICAGO	10,833	102-109	11-17	L	2/20	SAN DIEGO	6,136	126-117	31-38	W
12/10	@BALTIMORE	2,842	137-107	12-17	W	2/22	MILWAUKEE	11,541	124-144	31-39	L
12/12	@SEATTLE	6,146	130-116	13-17	W	2/24	@NEW YORK	19,011	105-121	31-40	L
12/13	CINCINNATI	5,786	126-110	14-17	W	2/26	@DETROIT	2,552	131-123	32-40	W
12/14	CINCINNATI	7,075	130-137**	14-18	L	2/27	@BOSTON	8,933	134-125	33-40	W
12/16	PHILADELPHIA	5,268	119-141	14-19	L	3/1	@ATLANTA	5,735	109-98	34-40	W
12/20	@DETROIT	5,021	113-114	14-20	L	3/3	CHICAGO	9,699	111-123	34-41	L
12/21	@MILWAUKEE	10,201	111-118	14-21	L	3/6	@SAN FRANCISCO	4,316	97-107	34-42	L
12/25	BOSTON	10,137	127-116	15-21	W	3/8	ATLANTA	9,526	130-119	35-42	W
12/28	NEW YORK	11,286	116-135	15-22	L	3/15	@ATLANTA	6,066	111-126	35-43	L
12/30	@SEATTLE	5,201	121-134	15-23	L	3/17	SAN FRANCISCO	9,486	133-121	36-43	W
1/2	SAN DIEGO	4,875	121-120	16-23	W	3/19	BOSTON	9,570	127-123	37-43	W
1/3	DETROIT	6,551	114-109	17-23	W	3/20	SAN DIEGO	9,026	127-104	38-43	W
1/4	@LA LAKERS	11,055	112-120	17-24	L	3/22	@SAN DIEGO	4,558	130-129	39-43	W

*Overtime

69-70 Final Statistics

PLAYER	G	GS	MIN	3 PT				OR-DR	REB	AST	PF-DQ	STL	TO	BLK	PTS-AVG	
				FGM-FGA	PCT	FGM-FGA	PCT									FTM-FTA
HAWKINS	81	81	3312	709-1447	.490	---	---	577-741	.779	---	846	391	287-4	---	---	1995-24.6
VAN ARSDALE	77	72	2966	592-1166	.508	---	---	459-575	.798	---	264	388	282-5	---	---	1643-21.3
GOODRICH	81	81	3234	570-1251	.456	---	---	488-604	.808	---	340	605	251-3	---	---	1624-20.0
FOX	81	78	2041	413-788	.524	---	---	218-283	.770	---	570	93	261-7	---	---	1044-12.9
SILAS	78	74	2836	373-804	.464	---	---	250-412	.607	---	916	214	266-5	---	---	996-12.8
WALK	82	2	1394	257-547	.470	---	---	155-242	.640	---	455	80	225-2	---	---	669-8.2
CHAMBERS	79	9	1139	283-658	.430	---	---	91-125	.728	---	219	54	162-3	---	---	657-8.3
HARRIS	76	7	1375	257-650	.395	---	---	82-125	.656	---	142	211	209-0	---	---	596-7.8
GREEN	58	1	700	101-234	.432	---	---	41-70	.586	---	276	17	115-2	---	---	243-4.2
MCKENZIE	58	1	525	81-206	.393	---	---	58-73	.795	---	103	52	67-1	---	---	220-3.8
JOHNSON	28	0	136	20-60	.333	---	---	8-12	.667	---	47	12	38-0	---	---	48-1.7
OTHERS	6	4	147	22-45	.489	---	---	7-8	.875	---	15	9	20-1	---	---	51-8.5
SUNS	82		19705	3676-7856	.468	---	---	2434-3270	.744	---	4183	2076	2183-33	---	---	9786-119.3
OPPONENTS	82		19705	3886-8133	.478	---	---	2155-2911	.740	---	4103	2217	2282-48	---	---	9927-121.1

Season Review 69-70

Season Review 70-71

Dick Van Arsdale returned for his third season with Phoenix as the only original Sun remaining. Offseason trades brought veterans **Mel Counts** and **Clem Haskins** to the team. In spite of the success the club enjoyed at the tail-end of the 1969-70 season, General Manager **Jerry Colangelo** felt the Suns needed a "career" coach. He set out to find a teacher and a motivator who could mold the Suns' young players. On June 5, 1970, **Lowell "Cotton" Fitzsimmons** joined the Suns as head coach.

Fitzsimmons had led the Kansas State Wildcats to the Big Eight title the previous year, and brought a sense of passion and "Purple Pride" to the Valley. The club responded to his enthusiasm.

Phoenix posted its best finish with a 48-34 record, fourth best in the league. That included the team's best month ever with an 11-4 mark in January. However, due to the Suns' place in the tough Midwest Division, the team failed to make the playoffs.

Paul Silas led the team in rebounding for the second-straight season pulling down a franchise-best 12.5 per game including a team record 27 vs. Cincinnati on January 18. Van Arsdale led the club in scoring with a 21.9 average while **Connie Hawkins** netted 20.9 points per game. Van Arsdale and Hawkins were again named NBA All-Stars.

RECORD
48-34


FRONT ROW: Joe Thomas, Art Harris, John Wetzel, Dick Van Arsdale, Clem Haskins, Fred Taylor.
BACK ROW: Trainer Joe Proski, Lamar Green, Greg Howard, Neal Walk, Mel Counts, Connie Hawkins, Paul Silas, Head Coach Cotton Fitzsimmons.

2011-12 PHOENIX SUNS

DATE	OPPONENT	ATTEND.	SCORE	REC.	W/L	DATE	OPPONENT	ATTEND.	SCORE	REC.	W/L
10/15	BOSTON	7,523	119-100	1-0	W	12/30	LA LAKERS	8,164	132-114	23-19	W
10/17	DETROIT	8,646	107-110	1-1	L	1/2	@SAN FRANCISCO	3,812	122-116*	24-19	W
10/20	@SAN DIEGO	7,246	114-115	1-2	L	1/3	SAN FRANCISCO	6,196	102-81	25-19	W
10/21	@SEATTLE	6,923	106-110	1-3	L	1/8	@BOSTON	7,124	114-122	25-20	L
10/23	CLEVELAND	7,822	108-104	2-3	W	1/9	@PHILADELPHIA	7,826	112-123	25-21	L
10/25	SAN DIEGO	5,697	117-98	3-3	W	1/10	@ATLANTA	4,447	116-105	26-21	W
10/28	CHICAGO	6,343	105-118	3-4	L	1/14	NEW YORK	9,051	107-88	27-21	W
10/30	@BOSTON	5,392	112-127	3-5	L	1/16	BALTIMORE	9,002	117-100	28-21	W
10/31	@BALTIMORE	4,527	103-106	3-6	L	1/18	CIN. @OMAHA	3,149	118-99	29-21	W
11/2	BUFFALO	8,000	110-102	4-6	W	1/20	CINCINNATI	5,586	114-126	29-22	L
11/4	@CINCINNATI	2,091	133-115	5-6	W	1/22	PHILADELPHIA	8,059	116-117	29-23	L
11/6	@CHICAGO	8,107	105-102	6-6	W	1/24	CHICAGO	5,923	113-112	30-23	W
11/7	@ATLANTA	5,116	107-100	7-6	W	1/26	BUFFALO	5,486	114-82	31-23	W
11/8	@MILWAUKEE	10,746	105-125	7-7	L	1/28	LA LAKERS	8,036	118-112	32-23	W
11/11	PORTLAND	6,020	114-100	8-7	W	1/29	@PORTLAND	5,877	131-122	33-23	W
11/13	CINCINNATI	9,802	115-109	9-7	W	1/30	SEATTLE	10,412	134-116	34-23	W
11/15	DETROIT	7,344	108-104	10-7	W	2/4	SAN FRANCISCO	6,711	105-117	34-24	L
11/17	@NEW YORK	18,275	100-103	10-8	L	2/6	CLEVELAND	5,812	119-91	35-24	W
11/19	@DETROIT	3,594	110-112	10-9	L	2/8	@MILWAUKEE	10,746	94-118	35-25	L
11/20	@BALTIMORE	4,572	110-121	10-10	L	2/9	@BALTIMORE	4,054	120-115	36-25	W
11/21	@PHILADELPHIA	6,519	125-119	11-10	W	2/12	@CLEVELAND	4,297	114-105	37-25	W
11/22	@CLEVELAND	2,405	114-99	12-10	W	2/13	@NEW YORK	19,500	97-114	37-26	L
11/24	@BUFFALO	7,209	106-112	12-11	L	2/14	@BUFFALO	4,376	108-97	38-26	W
11/26	SEATTLE	7,192	126-115	13-11	W	2/16	@BOSTON	6,091	119-116	39-26	W
11/27	@LA LAKERS	13,089	116-105	14-11	W	2/17	CINCINNATI	8,006	133-117	40-26	W
11/28	SAN DIEGO	11,740	116-117	14-12	L	2/19	BOSTON	12,256	116-112	41-26	W
12/2	ATLANTA	8,907	126-112	15-12	W	2/21	MILWAUKEE	12,371	97-125	41-27	L
12/4	@PORTLAND	3,927	126-121	16-12	W	2/26	@PHILADELPHIA	8,585	108-94	42-27	W
12/5	@SAN FRANCISCO	5,481	105-100	17-12	W	2/27	@DETROIT	8,878	124-117	43-27	W
12/6	SAN DIEGO	5,935	108-102	18-12	W	3/3	CHICAGO	12,371	115-90	44-27	W
12/8	LA LAKERS	7,702	112-121	18-13	L	3/7	BALTIMORE	9,370	108-117	44-28	L
12/11	@SAN DIEGO	8,365	104-110	18-14	L	3/9	@DETROIT	4,269	114-108	45-28	W
12/12	MILWAUKEE	11,002	113-111	19-14	W	3/10	@ATLANTA	6,266	98-139	45-29	L
12/15	SAN FRANCISCO	5,901	123-129	19-15	L	3/12	@CHICAGO	14,703	92-116	45-30	L
12/17	DETROIT	5,548	117-114*	20-15	W	3/13	@CHICAGO	17,505	99-111	45-31	L
12/19	@SEATTLE	6,443	131-135	20-16	L	3/14	MIL. @MADISON	9,035	125-113	46-31	W
12/20	NEW YORK	8,445	118-133	20-17	L	3/16	MILWAUKEE	11,640	111-119	46-32	L
12/22	PHILADELPHIA	7,248	129-133*	20-18	L	3/18	NEW YORK	7,454	123-131*	46-33	L
12/25	ATLANTA	10,186	127-115	21-18	W	3/19	@LA LAKERS	17,254	111-106	47-33	W
12/26	PORTLAND	6,102	115-103	22-18	W	3/20	SEATTLE	8,134	114-107	48-33	W
12/27	@LA LAKERS	15,163	110-128	22-19	L	3/21	@SAN DIEGO	5,840	114-132	48-34	L

*Overtime

70-71 Final Statistics

PLAYER	G	GS	MIN	3 PT				FTM-FTA	PCT	OR-DR	REB	AST	PF-DQ	STL	TO	BLK	PTS-AVG
				FGM-FGA	PCT	FGM-FGA	PCT										
VAN ARSDALE	81	—	3157	609-1346	.452	—	—	553-682	.811	—	316	329	246-1	—	—	—	1771-21.9
HAWKINS	71	—	2662	512-1181	.434	—	—	457-560	.816	—	643	322	197-2	—	—	—	1481-20.9
HASKINS	82	—	2663	562-1277	.440	—	—	338-431	.784	—	324	383	207-2	—	—	—	1462-17.8
WALK	82	—	2033	426-945	.451	—	—	205-268	.765	—	674	117	282-8	—	—	—	1057-12.9
SILAS	81	—	2943	338-789	.428	—	—	285-416	.685	—	1015	247	227-4	—	—	—	961-11.9
COUNTS	80	—	1669	365-799	.457	—	—	149-198	.753	—	503	136	279-8	—	—	—	879-11.0
HARRIS	56	—	952	199-484	.411	—	—	69-113	.611	—	100	132	137-0	—	—	—	467-8.3
GREEN	68	—	1326	167-369	.453	—	—	64-106	.604	—	466	53	202-5	—	—	—	398-5.9
TAYLOR	54	—	552	110-284	.387	—	—	78-125	.624	—	86	51	113-0	—	—	—	298-5.5
WETZEL	70	—	1091	124-288	.431	—	—	83-101	.822	—	153	114	156-1	—	—	—	331-4.7
HOWARD	44	—	426	68-173	.393	—	—	37-58	.638	—	119	26	67-0	—	—	—	173-3.9
THOMAS	39	—	204	23-86	.267	—	—	9-20	.450	—	43	17	19-0	—	—	—	55-1.4
SUNS	82	—	19780	3503-8021	.437	—	—	2327-3078	.756	—	4442	1927	2132-31	—	—	—	9333-113.8
OPPONENTS	82	—	19780	3506-7828	.448	—	—	2165-2923	.741	—	4173	2069	2202-42	—	—	—	9177-111.9

Season Review 70-71

Season
Review

71-72

RECORD

49-33

Cotton Fitzsimmons began his second year at the helm with great anticipation. The Suns drafted **Dennis "Moe" Layton**, a 6-1 point guard from USC who played previously at Phoenix College. The Suns opened the season with a starting lineup of **Clem Haskins** and **Dick Van Arsdale** at guard, **Neal Walk** at center and **Connie Hawkins** and **Paul Silas** at the forward spots.

On March 14, the Suns obtained the rights to **Charlie Scott** from the Boston Celtics in exchange for future considerations. Scott, a 6-6 guard from North Carolina, had played for the Virginia Squires of the ABA, where he averaged 35 points and was the 1971 ABA Co-Rookie of the Year along with Kentucky's Dan Issel.

Phoenix compiled a then, club record mark of 49-33, improving for the fourth consecutive year. Despite having the sixth-best record in the NBA, the Suns finished behind Milwaukee and Chicago in the tough Midwest Division and failed to qualify for the playoffs.

Hawkins and Silas represented the West team in the All-Star Game. It was Hawkins' third-straight appearance, as he led the West squad to a 112-110 win with 13 points.

Silas was named as the Suns' Most Valuable Player by the fans as he led the team in rebounding for the third-straight year (11.9). Hawkins led the club in scoring with a 21.0 average while Van Arsdale added 19.7 points per game. The Suns topped their previous best in attendance totaling 342,922 fans, an average of 8,346 per contest. Phoenix also became only the fourth team in league history to lead the NBA in free throws attempted, free throws made and free throw accuracy.



FRONT ROW: Paul Silas, Neal Walk, Otto Moore, Head Coach Cotton Fitzsimmons, Mel Counts, Connie Hawkins, Lamar Green.

BACK ROW: Trainer Joe Proski, Art Harris, Fred Taylor, Dick Van Arsdale, John Wetzel, Clem Haskins, Dennis Layton.

2011-12 PHOENIX SUNS

DATE	OPPONENT	ATTEND.	SCORE	REC.	W/L	DATE	OPPONENT	ATTEND.	SCORE	REC.	W/L
10/14	MILWAUKEE	9,174	97-110	0-1	L	1/7	@BUFFALO	10,247	123-110	25-17	W
10/16	HOUSTON	8,572	128-108	1-1	W	1/8	@PHILADELPHIA	7,833	119-130	25-18	L
10/22	DETROIT	7,337	109-116	1-2	L	1/9	BALT. @COL. PK.	7,235	103-109	25-19	L
10/24	CHICAGO	6,970	104-105	1-3	L	1/11	@MILWAUKEE	10,111	115-114	26-19	W
10/26	CINCINNATI	6,901	126-99	2-3	W	1/14	CLEVELAND	8,279	117-107	27-19	W
10/29	@PHILADELPHIA	6,128	137-135**	3-3	W	1/15	@SEATTLE	12,693	110-118	27-20	L
10/30	@BALTIMORE	6,839	94-101	3-4	L	1/16	BALTIMORE	6,385	104-107	27-21	L
11/2	@CHICAGO	5,843	101-108	3-5	L	1/20	NEW YORK	8,006	130-109	28-21	W
11/3	@BUFFALO	5,417	100-98	4-5	W	1/21	@SEATTLE	12,751	128-113	29-21	W
11/5	@CLEVELAND	3,307	107-87	5-5	W	1/22	LA LAKERS	12,534	116-102	30-21	W
11/6	@CINCINNATI	3,076	95-110	5-6	L	1/25	@LA LAKERS	17,505	119-129	30-22	L
11/9	@MILWAUKEE	10,039	113-118	5-7	L	1/28	CHICAGO	9,245	102-116	30-23	L
11/12	BOSTON	9,470	128-119	6-7	W	1/29	@GOLDEN STATE	6,488	100-111	30-24	L
11/14	CLEVELAND	5,336	119-105	7-7	W	1/30	ATLANTA	8,839	105-103	31-24	W
11/16	@NEW YORK	18,344	111-112	7-8	L	2/1	@PORTLAND	4,961	129-117	32-24	W
11/17	@BOSTON	9,440	121-140	7-9	L	2/2	MILWAUKEE	9,365	103-106	32-25	L
11/18	@DETROIT	3,418	126-128	7-10	L	2/4	GOLDEN STATE	8,486	113-105	33-25	W
11/20	@ATLANTA	5,702	109-115	7-11	L	2/5	@PORTLAND	6,401	118-117*	34-25	W
11/23	PHILADELPHIA	6,678	128-107	8-11	W	2/6	PORTLAND	6,160	107-94	35-25	W
11/25	DETROIT	7,846	122-103	9-11	W	2/8	PHILADELPHIA	6,532	120-108	36-25	W
11/28	@HOUSTON	3,643	116-110	10-11	W	2/10	BALTIMORE	6,794	131-98	37-25	W
11/30	@PORTLAND	7,704	121-111*	11-11	W	2/12	CINCINNATI	10,766	117-95	38-25	W
12/1	PORTLAND	6,040	139-103	12-11	W	2/16	LA LAKERS	12,534	110-109	39-25	W
12/4	@GOLDEN STATE	5,491	128-92	13-11	W	2/18	BOSTON	12,005	126-115	40-25	W
12/5	GOLDEN STATE	6,886	120-87	14-11	W	2/20	@DETROIT	4,898	121-107	41-25	W
12/9	ATLANTA	7,524	135-115	15-11	W	2/22	@BOSTON	8,106	103-114	41-26	L
12/10	@LA LAKERS	17,505	117-126*	15-12	L	2/23	@ATLANTA	5,073	118-120	41-27	L
12/11	HOUSTON	7,695	110-111	15-13	L	2/25	@CHICAGO	9,720	107-115	41-28	L
12/14	@NEW YORK	19,253	110-100	16-13	W	2/26	MIL. @MADISON	9,371	117-119*	41-29	L
12/15	@CINCINNATI	2,038	127-108	17-13	W	2/27	@CLEVELAND	6,889	127-125	42-29	W
12/17	DETROIT	7,808	123-102	18-13	W	3/1	BALTIMORE	9,002	90-95	42-30	L
12/18	LA LAKERS	12,534	106-132	18-14	L	3/5	BUFFALO	6,729	131-103	43-30	W
12/19	@SEATTLE	9,189	127-130*	18-15	L	3/7	@DETROIT	2,014	129-121	44-30	W
12/21	PHILADELPHIA	6,272	124-119	19-15	W	3/8	@CINCINNATI	2,387	105-122	44-31	L
12/23	CHICAGO	9,289	108-117*	19-16	L	3/11	@NEW YORK	19,588	110-106	45-31	W
12/25	SEATTLE	7,026	116-86	20-16	W	3/15	MILWAUKEE	11,090	110-106	46-31	W
12/29	@HOUSTON	5,389	124-106	21-16	W	3/17	NEW YORK	10,571	111-106	47-31	W
12/30	BUFFALO	7,272	123-102	22-16	W	3/18	@GOLDEN STATE	9,399	116-134	47-32	L
1/1	BOSTON	8,056	114-104	23-16	W	3/21	PORTLAND	8,045	160-128	48-32	W
1/2	ATLANTA	6,670	111-116	23-17	L	3/24	@LA LAKERS	17,505	110-112	48-33	L
1/4	@CHICAGO	9,009	112-108	24-17	W	3/25	SEATTLE	10,189	118-98	49-33	W

*Overtime

71-72 Final Statistics

PLAYER	G	GS	MIN	3 PT				FTM-FTA	PCT	OR-DR	REB	AST	PF-DQ	STL	TO	BLK	PTS-AVG
				FGM-FGA	PCT	FGM-FGA	PCT										
HAWKINS	76	—	2798	571-1244	.459	—	—	456-565	.807	—	623	296	—	—	—	1598-21.0	
VAN ARSDALE	82	—	3096	545-1178	.463	—	—	529-626	.845	—	334	297	—	—	—	1619-19.7	
SCOTT	6	—	177	48-113	.425	—	—	17-21	.810	—	23	26	—	—	—	113-18.8	
SILAS	80	—	3082	485-1031	.470	—	—	433-560	.773	—	955	343	—	—	—	1403-17.5	
WALK	81	—	2142	506-1057	.479	—	—	256-344	.744	—	665	151	—	—	—	1268-15.7	
HASKINS	79	—	2453	509-1054	.483	—	—	220-258	.853	—	270	290	—	—	—	1238-15.7	
LAYTON	80	—	1849	304-717	.424	—	—	122-165	.739	—	164	247	—	—	—	730-9.1	
MOORE	81	—	1624	260-597	.436	—	—	94-156	.603	—	540	88	—	—	—	614-7.6	
COUNTS	76	—	906	147-344	.427	—	—	101-140	.721	—	257	96	—	—	—	395-5.2	
GREEN	67	—	991	133-298	.446	—	—	66-90	.733	—	348	45	—	—	—	332-5.0	
HARRIS	21	—	145	23-70	.329	—	—	9-21	.429	—	13	18	—	—	—	55-2.6	
WEBB(TOT)	46	—	238	40-100	.400	—	—	16-23	.696	—	35	23	—	—	—	96-2.1	
WEBB(PHX)	27	—	129	31-65	.477	—	—	5-10	.500	—	17	16	—	—	—	67-2.5	
WETZEL	51	—	419	31-82	.378	—	—	24-30	.800	—	65	56	—	—	—	86-1.7	
TAYLOR	13	—	69	6-27	.222	—	—	4-13	.308	—	17	7	—	—	—	16-1.2	
SUNS	82	—	19880	3599-7877	.457	—	—	2336-2999	.779	—	4301	1976	—	—	—	9534-116.3	
OPPONENTS	82	—	19880	3568-7896	.452	—	—	1947-2658	.733	—	4009	1929	—	—	—	9083-110.8	

Season Review 71-72

Season Review 72-73

The Suns began the season under the direction of the franchise's fourth head coach, **Bill van Breda Kolff**. He replaced **Cotton Fitzsimmons**, who left in the offseason to coach the Atlanta Hawks. However, seven games into the season, van Breda Kolff was dismissed and General Manager **Jerry Colangelo** once again assumed the coaching duties for the remainder of the season. He guided the Suns to a 35-40 record.

RECORD
38-44

Phoenix played .500 ball through mid-January but struggled through the second half of the season, finishing third in its first season playing in the Pacific Division. The season did not lack for outstanding individual performances as **Charlie Scott** led the club in scoring with a franchise record 25.3 average and finished fifth in the NBA. He also became just the 10th guard in league history to score more than 2,000 points. Scott and **Connie Hawkins** were named to the Western Conference All-Star team. It was Scott's first appearance while Hawkins made his fourth consecutive visit.

Neal Walk enjoyed his finest season as a pro, averaging 20.2 points and 12.4 rebounds. He grabbed 1,006 rebounds, the only Suns center to this day to have totaled over 1,000 boards in a single season. Rookie **Corky Calhoun** from the University of Pennsylvania was the only Sun to play in all 82 games.



FRONT ROW: Scott English, Lamar Green, Walt Wesley, Head Coach Jerry Colangelo, Neal Walk, Connie Hawkins, Corky Calhoun.

BACK ROW: Dennis Layton, Clem Haskins, Charlie Scott, Dick Van Arsdale, Paul Stovall, Trainer Joe Proski.

2011-12 PHOENIX SUNS

DATE	OPPONENT	ATTEND.	SCORE	REC.	W/L	DATE	OPPONENT	ATTEND.	SCORE	REC.	W/L
10/13	MILWAUKEE	12,408	105-117	0-1	L	1/6	@KC-OMAHA	5,183	118-112	21-21	W
10/14	@PORTLAND	6,804	124-120	1-1	W	1/10	DETROIT	8,099	123-121	22-21	W
10/15	BALTIMORE	6,372	107-98	2-1	W	1/12	GOLDEN STATE	12,103	107-108	22-22	L
10/21	SEATTLE	8,315	129-117	3-1	W	1/13	@GOLDEN STATE	8,484	116-110	23-22	W
10/24	CHICAGO	9,039	106-107	3-2	L	1/14	BALTIMORE	7,186	85-94	23-23	L
10/27	@SEATTLE	8,201	115-120	3-3	L	1/16	NEW YORK	8,252	101-102	23-24	L
10/29	@LA LAKERS	16,148	123-133	3-4	L	1/18	KC-OMAHA	8,117	96-119	23-25	L
11/3	@CHICAGO	11,089	100-115	3-5	L	1/20	LA LAKERS	12,608	104-124	23-26	L
11/4	@MILWAUKEE	10,746	105-104	4-5	W	1/25	SEATTLE	5,701	112-109	24-26	W
11/5	@CLEVELAND	3,624	107-106	5-5	W	1/26	@PORTLAND	10,057	120-116	25-26	W
11/8	CLEVELAND	7,264	107-99	6-5	W	1/27	PORTLAND	7,215	109-117	25-27	L
11/10	HOUSTON	8,613	115-109	7-5	W	2/1	LA LAKERS	10,705	106-120	25-28	L
11/12	PHILADELPHIA	8,235	119-108	8-5	W	2/3	HOUSTON	7,282	132-123	26-28	W
11/14	@NEW YORK	18,720	97-103	8-6	L	2/6	@MILWAUKEE	9,285	111-126	26-29	L
11/15	@BOSTON	8,979	94-113	8-7	L	2/7	@DETROIT	4,491	107-113	26-30	L
11/17	@BALTIMORE	5,429	106-117	8-8	L	2/8	SEATTLE	7,084	125-112	27-30	W
11/18	@ATLANTA	7,047	122-126	8-9	L	2/10	PHILADELPHIA	9,176	126-121	28-30	W
11/21	@KC-OMAHA	5,067	96-101	8-10	L	2/14	BUFFALO	6,871	124-107	29-30	W
11/23	DETROIT	7,576	128-122	9-10	W	2/16	ATLANTA	10,155	104-111	29-31	L
11/25	LA LAKERS	10,482	109-116	9-11	L	2/17	@HOUSTON	3,119	111-127	29-32	L
11/26	@LA LAKERS	17,505	107-112	9-12	L	2/18	PORTLAND	5,260	118-119	29-33	L
11/28	@GOLDEN STATE	5,043	102-110	9-13	L	2/20	@BOSTON	9,954	97-107	29-34	L
11/29	ATLANTA	7,241	109-98	10-13	W	2/21	@BALTIMORE	5,525	107-98	30-34	W
12/1	GOLDEN STATE	8,067	115-106	11-13	W	2/23	@BUFFALO	5,830	125-106	31-34	W
12/3	MILWAUKEE	8,531	101-119	11-14	L	2/24	@CHICAGO	12,753	100-122	31-35	L
12/5	@BUFFALO	3,573	97-108	11-15	L	2/25	@KC-OMAHA	10,007	110-109	32-35	W
12/6	@DETROIT	2,864	105-114	11-16	L	2/28	KC-OMAHA	7,230	107-109	32-36	L
12/7	PHIL. @PITT.	3,878	117-102	12-16	W	3/4	CHICAGO	7,085	117-118*	32-37	L
12/9	PORTLAND	7,801	116-97	13-16	W	3/6	CLEVELAND	5,236	110-102	33-37	W
12/10	@SEATTLE	10,628	102-110	13-17	L	3/8	BOSTON	10,052	134-141*	33-38	L
12/13	BOSTON	8,596	100-105	13-18	L	3/10	DETROIT	7,510	110-117	33-39	L
12/17	KC-OMAHA	6,537	112-102	14-18	W	3/12	@MILWAUKEE	10,746	95-126	33-40	L
12/19	NEW YORK	8,197	117-84	15-18	W	3/13	@NEW YORK	19,674	111-115	33-41	L
12/22	@LA LAKERS	16,733	118-110	16-18	W	3/14	@PHILADELPHIA	5,641	120-114	34-41	W
12/25	CHICAGO	10,420	115-108	17-18	W	3/16	@ATLANTA	6,512	127-135	34-42	L
12/26	@HOUSTON	3,577	110-113	17-19	L	3/18	@LA LAKERS	17,505	113-131	34-43	L
12/29	PORTLAND	10,310	106-99	18-19	W	3/21	BUFFALO	7,603	134-124	35-43	W
12/30	@PORTLAND	8,349	107-104	19-19	W	3/23	GOLDEN STATE	8,197	125-124	36-43	W
1/2	@CLEVELAND	2,850	88-111	19-20	L	3/25	MILWAUKEE	9,386	112-114	36-44	L
1/3	@DETROIT	3,626	105-119	19-21	L	3/26	@GOLDEN STATE	3,677	120-114	37-44	W
1/5	@CHICAGO	9,091	126-115	20-21	W	3/28	@SEATTLE	11,246	127-125	38-44	W

*Overtime

72-73 Final Statistics

PLAYER	G	GS	MIN	3PT				OR-DR	REB	AST	PF-DQ	STL	TO	BLK	PTS-AVG
				FGM-FGA	PCT	FGM-FGA	PCT								
SCOTT	81	—	3062	806-1809	.446	—	—	436-556	.784	—	342	495	—	—	2048-25.3
WALK	81	—	3114	678-1455	.466	—	—	279-355	.786	—	1006	287	—	—	1635-20.2
VAN ARSDALE	81	—	2979	532-1118	.476	—	—	426-496	.859	—	326	268	—	—	1490-18.4
HAWKINS	75	—	2768	441-920	.479	—	—	322-404	.797	—	641	304	—	—	1204-16.1
HASKINS	77	—	1581	339-731	.464	—	—	130-156	.833	—	173	203	—	—	808-10.5
JOHNSON	21	—	417	69-181	.381	—	—	25-36	.694	—	136	31	—	—	163-7.8
LAYTON	65	—	990	187-434	.431	—	—	90-119	.756	—	77	139	—	—	464-7.1
GREEN	80	—	2048	224-520	.431	—	—	89-118	.754	—	746	89	—	—	537-6.7
CALHOUN	82	—	2025	211-450	.469	—	—	71-96	.740	—	338	76	—	—	493-6.0
WESLEY(TOT)	57	—	474	77-202	.381	—	—	26-46	.565	—	151	31	—	—	180-3.2
WESLEY(PHX)	45	—	364	63-155	.406	—	—	18-34	.529	—	113	24	—	—	144-3.2
ENGLISH	29	—	196	36-93	.387	—	—	21-29	.724	—	44	15	—	—	93-3.2
STOVALL	25	—	211	26-76	.342	—	—	24-38	.632	—	61	13	—	—	76-3.0
SUNS	82	—	19730	3612-7942	.455	—	—	1931-2437	.792	—	4003	1944	—	—	9155-111.6
OPPONENTS	82	—	19730	3758-8005	.469	—	—	1744-2318	.752	—	4139	2166	—	—	9260-112.9

Season Review 72-73

Season Review 73-74

John MacLeod took the Suns coaching reins from General Manager **Jerry Colangelo** during the offseason. The youthful MacLeod had coached the previous six years at the University of Oklahoma, leading the Sooners to a 90-69 record and two trips to the National Invitational Tournament.

RECORD
30-52

New to the team were rookie **Mike Bantom**, the eighth pick in the 1973 NBA Draft, and **Keith Erickson**, who was acquired in the first month of the season from the L.A. Lakers in exchange for All-Star and future Hall of Famer **Connie Hawkins**. Phoenix went on a 10-game skid early in the season as they were learning a new system under MacLeod and playing one of the roughest portions of their schedule. The Suns finished fourth in the Pacific Division with a 30-52 mark, their lowest number of wins since their inaugural season.

Charlie Scott made his second-straight appearance in the All-Star Game and finished the season averaging 25.4 points but missed the final 29 games with a broken arm. **Dick Van Arsdale** averaged 17.8 points and led the Suns in field goal percentage (.500). Erickson was voted by fans as the Suns' Most Outstanding Player.



FRONT ROW: Bob Christian, Lamar Green, Neal Walk, Head Coach John MacLeod, Corky Calhoun, Mike Bantom, Keith Erickson.

BACK ROW: Assistant Coach Dennis Price, Clem Haskins, Charlie Scott, Dick Van Arsdale, Jim Owens, Gary Melchionni, Trainer Joe Proski.

2011-12 PHOENIX SUNS

DATE	OPPONENT	ATTEND.	SCORE	REC.	W/L	DATE	OPPONENT	ATTEND.	SCORE	REC.	W/L
10/10	SEATTLE	8,738	115-111	1-0	W	1/5	@MILWAUKEE	9,812	109-118	16-26	L
10/12	MILWAUKEE	9,033	84-107	1-1	L	1/6	@CHICAGO	6,013	116-120*	16-27	L
10/14	GOLDEN STATE	7,030	95-120	1-2	L	1/9	HOUSTON	5,924	105-101	17-27	W
10/20	ATLANTA	8,009	118-108	2-2	W	1/11	KC-OMAHA	6,747	100-117	17-28	L
10/21	@SEATTLE	11,964	112-116	2-3	L	1/13	SEATTLE	5,769	112-123	17-29	L
10/23	@GOLDEN STATE	3,007	109-121	2-4	L	1/17	@GOLDEN STATE	3,011	120-127	17-30	L
10/24	DETROIT	6,307	99-115	2-5	L	1/19	NEW YORK	9,468	112-89	18-30	W
10/26	@KC-OMAHA	4,917	93-98	2-6	L	1/23	CLEVELAND	5,017	110-103	19-30	W
10/27	@MILWAUKEE	9,975	95-104	2-7	L	1/25	MILWAUKEE	7,660	108-112	19-31	L
10/30	@ATLANTA	9,070	101-122	2-8	L	1/27	CAPITAL	5,277	127-107	20-31	W
11/2	@DETROIT	5,317	107-114	2-9	L	1/31	PORTLAND	5,252	112-100	21-31	W
11/4	@CAPITAL	5,316	99-102	2-10	L	2/1	@LA LAKERS	13,478	110-121	21-32	L
11/7	@PHILADELPHIA	4,366	115-122	2-11	L	2/2	LA LAKERS	8,068	119-112	22-32	W
11/9	@BOSTON	9,953	107-122	2-12	L	2/5	@NEW YORK	18,884	90-106	22-33	L
11/13	CHICAGO	6,045	116-108	3-12	W	2/6	@CAPITAL	6,738	101-109	22-34	L
11/15	PHILADELPHIA	6,142	116-94	4-12	W	2/8	DETROIT	8,511	94-99	22-35	L
11/17	LA LAKERS	11,498	110-130	4-13	L	2/10	GOLDEN STATE	5,121	105-121	22-36	L
11/20	@BUFFALO	6,088	100-127	4-14	L	2/12	@PORTLAND	4,189	104-113	22-37	L
11/21	@DETROIT	3,534	104-107	4-15	L	2/14	HOUSTON	5,661	107-99	23-37	W
11/23	@CHICAGO	8,742	99-94	5-15	W	2/16	ATLANTA	8,518	124-123*	24-37	W
11/27	@HOUSTON	2,756	111-125	5-16	L	2/17	PORTLAND	5,575	112-100	25-37	W
11/29	KC-OMAHA	6,386	119-99	6-16	W	2/19	@CHICAGO	7,451	96-130	25-38	L
11/30	@PORTLAND	10,720	107-99	7-16	W	2/22	@KC-OMAHA	8,322	104-119	25-39	L
12/1	DETROIT	6,496	109-121	7-17	L	2/23	DETROIT	7,926	107-119	25-40	L
12/4	@LA LAKERS	11,746	103-120	7-18	L	2/24	@CLEVELAND	3,288	97-101	25-41	L
12/5	GOLDEN STATE	5,553	103-97	8-18	W	2/26	@GOLDEN STATE	3,234	100-120	25-42	L
12/7	CAPITAL	6,089	114-92	9-18	W	2/27	CHICAGO	5,105	95-107	25-43	L
12/9	@CLEVELAND	3,042	117-106	10-18	W	3/1	@HOUSTON	2,547	111-117	25-44	L
12/11	@NEW YORK	18,366	97-105	10-19	L	3/3	KC-OMAHA	4,780	113-100	26-44	W
12/13	PORTLAND	5,494	108-119	10-20	L	3/5	CHICAGO	6,156	91-111	26-45	L
12/15	BOSTON	7,362	121-120	11-20	W	3/7	BOSTON	6,242	97-99	26-46	L
12/16	@SEATTLE	9,778	113-109	12-20	W	3/9	CLEVELAND	6,153	109-100	27-46	W
12/18	@PORTLAND	5,982	117-133	12-21	L	3/11	@MILWAUKEE	9,027	92-105	27-47	L
12/19	PHILADELPHIA	5,246	98-101	12-22	L	3/12	@BUFFALO	14,244	94-124	27-48	L
12/22	MILWAUKEE	8,013	121-112	13-22	W	3/13	@BOSTON	6,751	97-104	27-49	L
12/25	LA LAKERS	9,253	135-100	14-22	W	3/15	PHIL. @HERSHEY	4,473	101-108	27-50	L
12/27	SEATTLE	7,755	111-100	15-22	W	3/17	@SEATTLE	13,007	133-108	28-50	W
12/28	@LA LAKERS	13,685	107-119	15-23	L	3/20	NEW YORK	8,054	104-106*	28-51	L
12/29	BUFFALO	9,116	108-120	15-24	L	3/22	BUFFALO	8,687	126-119	29-51	W
1/2	@ATLANTA	9,232	116-113	16-24	W	3/24	GOLDEN STATE	7,011	134-121	30-51	W
1/4	@KC-OMAHA	4,837	97-122	16-25	L	3/27	@SEATTLE	12,528	123-127	30-52	L

*Overtime

73-74 Final Statistics

PLAYER	G	GS	MIN	FGM-FGA	PCT	3 PT			OR-DR	REB	AST	PF-DQ	STL	TO	BLK	PTS-AVG	
						FGM-FGA	PCT	FTM-FTA									PCT
SCOTT	52	—	2003	538-1171	.459	—	—	246-315	.781	64-158	222	271	194-6	99	—	22	1322-25.4
VAN ARSDALE	78	—	2832	514-1028	.500	—	—	361-423	.853	66-155	221	324	241-2	96	—	17	1389-17.8
WALK	82	—	2549	573-1245	.460	—	—	235-297	.791	235-602	837	331	255-8	73	—	57	1381-16.8
ERICKSON	66	—	2033	393-824	.477	—	—	177-221	.801	94-320	414	205	193-3	63	—	20	963-14.6
HAWKINS	8	—	223	36-74	.486	—	—	18-27	.667	14-29	43	28	20-0	8	—	3	90-11.3
HASKINS	81	—	1822	364-792	.460	—	—	171-203	.842	78-144	222	259	166-1	81	—	16	899-11.1
BANTON	76	—	1982	314-787	.399	—	—	141-213	.662	172-347	519	163	289-15	50	—	47	769-10.1
CALHOUN	77	—	2207	268-581	.461	—	—	98-129	.760	115-292	407	135	253-4	71	—	30	634-8.2
MELCHIONI	69	—	1251	202-439	.460	—	—	92-107	.860	46-96	142	142	85-1	41	—	9	496-7.2
CHRISTIAN	81	—	1822	140-288	.486	—	—	106-151	.702	85-254	339	98	191-3	19	—	32	386-4.8
GREEN	72	—	1103	129-317	.407	—	—	38-68	.559	85-265	350	43	150-1	32	—	38	296-4.1
B.CHAMBERLAIN	28	—	367	57-130	.438	—	—	39-56	.696	33-47	80	37	74-2	20	—	12	153-5.5
OWENS	17	—	101	21-39	.538	—	—	11-14	.786	1-8	9	15	6-0	5	—	0	53-3.1
REAVES	7	—	38	6-11	.545	—	—	4-11	.364	2-6	8	1	6-0	0	—	2	16-2.3
SUNS	82	—	19755	3555-7726	.460	—	—	1737-2235	.777	1090-2723	3813	2052	2123-46	658	—	305	8847-107.8
OPPONENTS	82	—	19755	3648-7809	.467	—	—	1843-2356	.782	1220-2773	3993	2180	2003-25	810	—	396	9139-111.5



Season Review 74-75


The season was preceded by one of the largest transactions in Suns history with center **Neal Walk** and a second-round draft pick going to New Orleans in exchange for **Curtis Perry**, **Dennis Awtrey**, **Nate Hawthorne** and a first-round pick in 1976.

RECORD
32-50

Also new to the team was rookie **John Shumate**, a 6-8 forward from Notre Dame who was the fourth pick in the 1974 NBA Draft. Unfortunately, Shumate had to sit out his rookie season so he could receive treatment for blood clots. Perry had his best season as a pro averaging 13 points and 12 rebounds, winning both the Suns' Most Outstanding and Most Popular Player awards.

Charlie Scott, who finished the season as the Suns' scoring leader (24.3), was the club's lone All-Star representative. On January 14, 1975, Phoenix became the "Professional Basketball Capital of the World." The 25th annual All-Star Game was the first one ever played in Phoenix. NBA Commissioner J. Walter Kennedy was presiding over his final NBA All-Star Game before retiring.

In late February, the Suns had a shot at the NBA Playoffs, but injuries to **Dick Van Arsdale** and **Keith Erickson** knocked them from contention. The Suns finished fourth in the Pacific Division with a 32-50 mark.



FRONT ROW: Jim Owens, Keith Erickson, Curtis Perry, Head Coach John MacLeod, Gary Melchionni, Charlie Scott, Greg Jackson.

BACK ROW: Assistant Coach Dennis Price, Nate Hawthorne, Fred Saunders, Dennis Awtrey, Earl Williams, Mike Bantom, Dick Van Arsdale, Trainer Joe Proski.

2011-12 PHOENIX SUNS

DATE	OPPONENT	ATTEND.	SCORE	REC.	W/L	DATE	OPPONENT	ATTEND.	SCORE	REC.	W/L
10/17	SEATTLE	7,215	114-97	1-0	W	1/19	@KC-OMAHA	13,155	109-97	18-24	W
10/19	KC-OMAHA	5,377	91-94	1-1	L	1/21	PHILADELPHIA	4,267	95-101	18-25	L
10/23	DETROIT	5,924	100-90	2-1	W	1/25	NEW ORLEANS	5,872	94-90*	19-25	W
10/25	@SEATTLE	12,191	97-106	2-2	L	1/28	@PORTLAND	10,291	107-115	19-26	L
10/27	@LA LAKERS	10,579	116-123	2-3	L	1/29	SEATTLE	4,273	85-99	19-27	L
10/30	@PHILADELPHIA	5,089	104-99	3-3	W	1/31	LA LAKERS	5,871	105-101	20-27	W
11/2	@WASHINGTON	9,160	94-108	3-4	L	2/4	WASHINGTON	4,263	90-89	21-27	W
11/3	@CLEVELAND	7,354	101-104	3-5	L	2/5	@SEATTLE	10,002	107-102	22-27	W
11/7	@ATLANTA	2,847	108-109	3-6	L	2/6	SEATTLE	5,865	112-105	23-27	W
11/8	@NEW ORLEANS	3,118	105-102	4-6	W	2/8	@GOLDEN STATE	8,961	96-105	23-28	L
11/9	@HOUSTON	2,553	101-96	5-6	W	2/12	BUFFALO	6,255	108-96	24-28	W
11/13	PHILADELPHIA	5,071	105-100	6-6	W	2/14	BOSTON	9,338	106-112	24-29	L
11/15	CHICAGO	7,071	95-102	6-7	L	2/15	ATLANTA	6,147	107-111	24-30	L
11/17	GOLDEN STATE	7,820	105-106	6-8	L	2/18	BUF. @TORONTO	8,163	109-124	24-31	L
11/19	@MILWAUKEE	9,187	108-122	6-9	L	2/19	@WASHINGTON	6,201	97-120	24-32	L
11/20	@DETROIT	3,807	114-106	7-9	W	2/21	@NEW ORLEANS	4,563	96-98	24-33	L
11/22	@BOSTON	13,756	94-95	7-10	L	2/23	MIL. @MADISON	8,832	106-97	25-33	W
11/23	@BUFFALO	12,743	104-117	7-11	L	2/25	@GOLDEN STATE	8,550	111-97	26-33	W
11/26	NEW ORLEANS	4,931	120-110	8-11	W	2/26	CLEVELAND	5,447	108-96	27-33	W
11/28	PORTLAND	6,461	85-88	8-12	L	2/28	GOLDEN STATE	9,511	102-96	28-33	W
11/30	HOUSTON	5,187	112-100	9-12	W	3/2	@HOUSTON	4,827	104-110	28-34	L
12/1	@LA LAKERS	10,157	105-111	9-13	L	3/4	@KC-OMAHA	4,027	99-103	28-35	L
12/3	ATLANTA	4,019	85-91	9-14	L	3/6	CHICAGO	7,683	88-65	29-35	W
12/5	GOLDEN STATE	6,053	108-106	10-14	W	3/7	@PORTLAND	10,080	98-120	29-36	L
12/7	LA LAKERS	5,603	92-88	11-14	W	3/8	HOUSTON	5,272	107-112	29-37	L
12/8	@LA LAKERS	11,124	102-107	11-15	L	3/11	@NEW YORK	17,443	98-103	29-38	L
12/11	PORTLAND	4,768	104-100	12-15	W	3/12	BOS. @HARTFORD	11,283	82-88	29-39	L
12/13	CLEVELAND	5,756	85-84	13-15	W	3/14	@PHILADELPHIA	7,127	97-108	29-40	L
12/19	MILWAUKEE	7,369	108-112	13-16	L	3/16	@ATLANTA	2,786	114-117	29-41	L
12/21	LA LAKERS	5,437	114-104	14-16	W	3/18	@GOLDEN STATE	6,795	103-133	29-42	L
12/23	@GOLDEN STATE	5,240	94-111	14-17	L	3/19	NEW YORK	5,492	96-101	29-43	L
12/25	BOSTON	8,276	110-96	15-17	W	3/21	PORTLAND	4,786	108-112	29-44	L
12/27	BUFFALO	9,205	92-108	15-18	L	3/22	@PORTLAND	11,142	92-94	29-45	L
1/2	@NEW YORK	18,570	113-117	15-19	L	3/23	@SEATTLE	14,082	102-96	30-45	W
1/3	@CHICAGO	6,047	99-126	15-20	L	3/25	MILWAUKEE	7,232	92-87	31-45	W
1/5	@CLEVELAND	6,138	86-97	15-21	L	3/27	DETROIT	5,629	79-91	31-46	L
1/8	WASHINGTON	6,770	95-102	15-22	L	3/29	KC-OMAHA	6,450	100-104	31-47	L
1/10	PORTLAND	5,068	110-113	15-23	L	3/30	@LA LAKERS	8,546	90-104	31-48	L
1/11	NEW YORK	7,592	113-107	16-23	W	4/2	LA LAKERS	5,610	108-106	32-48	W
25th All-Star Game @ Veterans Memorial Coliseum (Jan. 14)											
1/17	@CHICAGO	7,174	115-105	17-23	W	4/4	GOLDEN STATE	6,867	99-128	32-49	L
1/18	@DETROIT	6,053	77-86	17-24	L	4/6	@SEATTLE	14,082	111-114	32-50	L

*Overtime

74-75 Final Statistics

PLAYER	G	GS	MIN	3 PT			FTM-FTA	PCT	OR-DR	REB	AST	PF-DQ	STL	TO	BLK	PTS-AVG	
				FGM-FGA	PCT	FGM-FGA											
SCOTT	69	60	2592	703-1594	.441	---	---	274-351	.781	72-201	273	311	296-11	111	---	24	1680-24.3
VAN ARSDALE	70	50	2419	421-895	.470	---	---	282-339	.832	52-137	189	195	177-2	81	---	11	1124-16.1
PERRY	79	78	2688	437-917	.477	---	---	184-256	.719	347-593	940	186	288-10	108	---	78	1058-13.4
BANTOM	82	50	2239	418-907	.461	---	---	185-259	.714	211-342	553	159	273-8	62	---	47	1021-12.5
ERICKSON	49	23	1469	237-557	.425	---	---	130-156	.833	70-173	243	170	150-3	50	---	12	604-12.3
AWTREY	82	72	2837	339-722	.470	---	---	132-195	.677	242-462	704	342	227-2	60	---	52	810-9.9
MELCHIONI	68	29	1529	232-539	.430	---	---	114-141	.809	45-142	187	156	116-1	48	---	12	578-8.5
SAUNDERS	69	13	1059	176-406	.433	---	---	66-95	.695	82-171	253	80	151-3	41	---	15	418-6.1
HAWTHORNE	50	2	618	118-287	.411	---	---	61-94	.649	34-58	92	39	94-0	30	---	21	297-5.9
WILLIAMS	79	10	1040	163-394	.414	---	---	45-103	.437	156-300	456	95	146-0	28	---	32	371-4.7
JACKSON(PHX)	44	18	775	69-166	.416	---	---	36-62	.581	17-50	67	93	125-5	23	---	9	174-4.0
OWENS	41	5	432	56-145	.386	---	---	12-16	.750	7-36	43	49	27-0	16	---	2	124-3.0
CALHOUN	13	0	108	12-32	.375	---	---	14-15	.933	14-19	33	4	20-0	6	---	2	38-2.9
SUNS	82	19705	3381-7561	.447	---	---	---	1535-2082	.737	1349-2684	4033	1879	2090-45	664	---	317	8297-101.2
OPPONENTS	82	19705	3356-7323	.458	---	---	---	1780-2350	.757	1112-2564	3676	2062	1992-20	870	---	412	8492-103.6

Season Review 74-75

Season Review 75-76

RECORD
42-40

The Suns opened what proved to be one of their most exciting seasons by winning 14 of their first 23 games. The 14-9 start was the best in franchise history. A string of injuries and a puzzling midseason slump had the Suns winning only four of their next 22, but after the All-Star break the Suns caught fire going 24-13 and storming into the playoffs against the Seattle SuperSonics. The team clinched its first playoff berth in six years by defeating the L.A. Lakers, 113-98, at Veterans Memorial Coliseum on April 8, 1976.

There were several reasons for the Suns turnaround: a **Charlie Scott** for **Paul Westphal** trade in the offseason, the drafting of **Alvan Adams** and **Ricky Sobers**, the acquisition of **Al Bianchi** as assistant coach, and the midseason trade that sent **John Shumate** to Buffalo and brought **Garfield Heard** to Phoenix.

Phoenix eliminated Seattle 4-2, then went on to upset the World Champion Golden State Warriors and Rick Barry, 4-3, to gain a berth in the NBA Finals against the fabled Boston Celtics, led by Dave Cowens and John Havlicek. The Suns lost the first two games in Boston, but came back to knot the series with a pair of victories in Phoenix.

Game 5 will no doubt go down in basketball history as one of the most exciting games ever played: A triple-overtime contest that eluded the Suns by a few precious seconds and cost them the World Championship. Boston won the series 4-2.

Alvan Adams was named the NBA Rookie of the Year and became only the 10th first-year player to be named to the midseason All-Star Game. General Manager **Jerry Colangelo** was named NBA Executive of the Year by *The Sporting News*.



FRONT ROW: Ricky Sobers, Phil Lumpkin, John Wetzel, Head Coach John MacLeod, Dick Van Arsdale, Paul Westphal, Pat Riley.

BACK ROW: Assistant Coach Al Bianchi, Gar Heard, Curtis Perry, Dennis Awtrey, Alvan Adams, Keith Erickson, Nate Hawthorne, Trainer Joe Proski.

DATE	OPPONENT	ATTEND.	SCORE	REC.	W/L	DATE	OPPONENT	ATTEND.	SCORE	REC.	W/L
10/25	@PORTLAND	11,274	89-88	1-0	W	1/23	HOUSTON	6,341	124-115	18-24	W
10/26	@SEATTLE	13,288	99-113	1-1	L	1/24	WASHINGTON	7,263	84-100	18-25	L
11/1	@KANSAS CITY	6,632	100-106	1-2	L	1/28	@LA LAKERS	11,735	118-121	18-26	L
11/4	@CHICAGO	5,216	96-80	2-2	W	1/29	MILWAUKEE	7,125	96-105	18-27	L
11/7	@PHILADELPHIA	9,549	99-103	2-3	L	1/31	PHILADELPHIA	8,314	119-105	19-27	W
11/8	@BUFFALO	10,253	105-110	2-4	L	2/6	GOLDEN STATE	7,187	118-111	20-27	W
11/11	NEW YORK	8,576	112-81	3-4	W	2/8	@SEATTLE	13,036	107-101	21-27	W
11/13	SEATTLE	5,016	106-103	4-4	W	2/11	DETROIT	5,718	123-94	22-27	W
11/14	@LA LAKERS	11,458	107-114	4-5	L	2/13	BOSTON	8,130	108-109	22-28	L
11/19	MILWAUKEE	5,582	94-96	4-6	L	2/14	NEW ORLEANS	6,539	112-93	23-28	W
11/21	HOUSTON	6,230	107-92	5-6	W	2/17	@CHICAGO	4,313	111-114	23-29	L
11/26	BUFFALO	8,157	107-106	6-6	W	2/18	@DETROIT	3,045	94-105	23-30	L
11/28	PORTLAND	7,769	110-101	7-6	W	2/20	@NEW ORLEANS	10,519	103-102	24-30	W
11/29	@GOLDEN STATE	12,787	100-112	7-7	L	2/21	@HOUSTON	6,043	110-108	25-30	W
12/2	GOLDEN STATE	5,179	115-98	8-7	W	2/24	KANSAS CITY	6,416	117-120	25-31	L
12/5	WASHINGTON	8,065	87-92	8-8	L	2/26	ATLANTA	5,820	115-97	26-31	W
12/7	CHICAGO	4,383	114-97	9-8	W	2/28	@WASHINGTON	9,245	89-92	26-32	L
12/9	@NEW ORLEANS	7,619	104-89	10-8	W	2/29	@DETROIT	6,143	109-98	27-32	W
12/10	@HOUSTON	5,358	105-91	11-8	W	3/3	CLEVELAND	4,523	108-92	28-32	W
12/11	PHILADELPHIA	6,310	106-110	11-9	L	3/5	CHICAGO	5,245	99-97	29-32	W
12/13	LA LAKERS	7,842	116-108	12-9	W	3/6	@PORTLAND	9,142	99-118	29-33	L
12/14	@PORTLAND	10,544	105-96	13-9	W	3/7	PORTLAND	5,039	106-84	30-33	W
12/17	MILWAUKEE	5,689	116-111	14-9	W	3/10	@PHILADELPHIA	10,061	108-125	30-34	L
12/19	CLEVELAND	6,809	124-128	14-10	L	3/11	@ATLANTA	4,134	104-99	31-34	W
12/21	NEW ORLEANS	6,853	107-120	14-11	L	3/13	@CLEVELAND	17,592	77-99	31-35	L
12/25	KANSAS CITY	11,114	122-111	15-11	W	3/14	@MILWAUKEE	10,938	108-106	32-35	W
12/26	BOSTON	11,842	106-112	15-12	L	3/16	@CHICAGO	3,392	87-120	32-36	L
12/28	@MILWAUKEE	10,838	85-88	15-13	L	3/18	DETROIT	5,687	106-100	33-36	W
12/30	@NEW YORK	16,064	88-114	15-14	L	3/20	LA LAKERS	9,123	106-93	34-36	W
1/1	@WASHINGTON	4,919	103-114	15-15	L	3/23	SEATTLE	7,589	104-97	35-36	W
1/3	@ATLANTA	5,803	100-89	16-15	W	3/25	ATLANTA	6,257	107-98	36-36	W
1/4	@KANSAS CITY	5,040	86-98	16-16	L	3/27	KANSAS CITY	9,386	117-100	37-36	W
1/7	GOLDEN STATE	6,696	110-114	16-17	L	3/28	@LA LAKERS	11,732	100-97	38-36	W
1/8	@GOLDEN STATE	9,807	113-129	16-18	L	3/30	@NEW YORK	13,494	113-97	39-36	W
1/9	SEATTLE	5,774	110-112	16-19	L	3/31	@BOSTON	8,200	102-122	39-37	L
1/11	NEW YORK	6,429	98-99	16-20	L	4/2	PORTLAND	10,424	106-103	40-37	W
1/15	BUFFALO	6,138	119-126	16-21	L	4/3	@PORTLAND	9,010	97-112	40-38	L
1/17	@CLEVELAND	8,082	85-105	16-22	L	4/4	@SEATTLE	14,096	89-117	40-39	L
1/18	@DETROIT	3,054	122-118	17-22	W	4/6	@GOLDEN STATE	11,809	106-111	40-40	L
1/20	@BUFFALO	8,478	103-112	17-23	L	4/8	LA LAKERS	13,036	113-98	41-40	W
1/21	@BOSTON	11,562	100-114	17-24	L	4/10	SEATTLE	9,577	121-95	42-40	W

*Overtime

75-76 Final Statistics

PLAYER	G	GS	MIN	FGM-FGA	PCT	3PT			OR-DR	REB	AST	PF-DQ	STL	TO	BLK	PTS-AVG	
						FGM-FGA	PCT	FTM-FTA									PCT
WESTPHAL	82	79	2960	657-1329	.494	---	---	365-440	.830	74-185	259	440	218-3	210	---	38	1679-20.5
ADAMS	80	79	2656	629-1341	.469	---	---	261-355	.735	215-512	727	450	274-6	121	---	116	1519-19.0
PERRY	71	71	2353	386-776	.497	---	---	175-239	.732	197-487	684	182	269-5	84	---	66	947-13.3
VAN ARSDALE	58	54	1870	276-570	.484	---	---	195-235	.830	39-98	137	140	113-2	52	---	11	747-12.9
SHUMATE	43	11	930	186-338	.550	---	---	115-183	.628	61-179	240	62	76-1	44	---	16	487-11.3
HEARD(TOT)	86		2747	392-901	.435	---	---	158-248	.637	247-622	869	190	303-2	117	---	96	942-11.0
HEARD(PHX)	36	36	1220	185-409	.452	---	---	76-113	.673	109-249	358	64	120-2	51	---	41	446-12.4
ERICKSON	74	40	1850	305-649	.470	---	---	134-157	.854	106-226	332	185	196-4	79	---	6	744-10.1
SOBERS	78	29	1898	280-623	.449	---	---	158-192	.823	80-179	259	215	253-6	106	---	7	718-9.2
HAWTHORNE	79	1	1144	182-423	.430	---	---	115-170	.676	86-123	209	46	147-0	33	---	15	479-6.1
AWTREY	74	3	1376	142-304	.467	---	---	75-109	.688	93-200	293	159	153-1	21	---	22	359-4.9
RILEY(TOT)	62		813	117-301	.389	---	---	55-77	.714	16-34	50	57	112-0	22	---	6	289-4.7
HEARD(PHX)	60	6	790	112-288	.389	---	---	54-74	.730	15-32	47	57	107-0	21	---	5	278-4.6
SAUNDERS	17	0	146	28-64	.438	---	---	6-11	.545	11-26	37	13	23-0	5	---	1	62-3.6
BANTOM	7	1	68	8-26	.308	---	---	5-5	1.00	7-16	23	3	13-1	2	---	2	21-3.0
LUMPKIN	34	0	370	22-65	.338	---	---	26-30	.867	7-16	23	48	26-0	15	---	0	70-2.1
WETZEL	37	0	249	22-46	.478	---	---	20-24	.833	8-30	38	19	30-0	9	---	3	64-1.7
SUNS	82		19680	3420-7251	.472	---	---	1780-2337	.762	1108-2558	3666	2083	2018-31	853	---	349	8620-105.1
OPPONENTS	82		19680	3444-7357	.468	---	---	1682-2265	.743	1143-2513	3656	1979	2163-41	912	---	336	8570-104.5

Season Review 76-77

RECORD**34-48**

It could have been and should have been the best of times. With the addition of first-round draft pick **Ron Lee**, and **Tom** and **Dick Van Arsdale** playing together for the first time as pros, the Suns seemed certain to make another strong playoff run. Indeed, the Suns entered the year with the highest of expectations, but had to watch helplessly as injuries eventually claimed the entire starting frontline.

Gar Heard and **Curtis Perry** each missed nearly half the season and **Alvan Adams**, who was injured in the fourth game of the season, did not regain top form until February. The Suns had all players healthy and available for duty for only six games the entire season and finished 34-48, fifth in the Pacific Division.

Paul Westphal led the club in scoring (21.3) for the second-straight season and was named to the All-NBA First Team for the first time in his career. Lee was named to the All-Rookie Team and the Suns set a new home attendance mark, averaging more than 10,000 fans per game.

Westphal was voted to the starting unit of the West squad at the All-Star Game in Milwaukee, scored 20 points and nearly captured the game's MVP award. As a team, the Suns set a new assist record (2,100) breaking the record they set in 1975-76. At the conclusion of the season, both Van Arsdales retired from the NBA.

On November 19, 1976, future Hall of Famer **Connie Hawkins** became the first Suns player to have his uniform number retired (42).



FRONT ROW: Dale Schleuter, Dennis Awtrey, Gar Heard, Ronnie Lee, Butch Feher, Alvan Adams, Paul Westphal.
BACK ROW: Head Coach John MacLeod, Ricky Sobers, Dick Van Arsdale, Keith Erickson, Ira Terrell, Tom Van Arsdale, Assistant Coach Al Bianchi, Trainer Joe Proski.

2011-12 PHOENIX SUNS

DATE	OPPONENT	ATTEND.	SCORE	REC.	W/L	DATE	OPPONENT	ATTEND.	SCORE	REC.	W/L
10/22	@NEW ORLEANS	12,234	98-111	0-1	L	1/21	INDIANA	10,957	125-96	19-23	W
10/23	@HOUSTON	6,385	126-129	0-2	L	1/23	SEATTLE	13,274	98-88	20-23	W
10/27	@SAN ANTONIO	8,919	106-115	0-3	L	1/25	SAN ANTONIO	10,814	108-116	20-24	L
10/29	@CHICAGO	9,318	95-82	1-3	W	1/27	PHILADELPHIA	13,274	111-94	21-24	W
10/30	@DENVER	17,608	107-113	1-4	L	1/29	NEW ORLEANS	13,274	118-102	22-24	W
11/5	@SEATTLE	11,902	84-88	1-5	L	1/30	@PORTLAND	12,311	91-97	22-25	L
11/11	INDIANA	10,152	108-98	2-5	W	2/2	MILWAUKEE	7,364	130-113	23-25	W
11/13	CLEVELAND	8,671	90-103	2-6	L	2/4	GOLDEN STATE	12,849	106-109	23-26	L
11/17	MILWAUKEE	7,017	103-95	3-6	W	2/6	DENVER	11,826	115-104	24-26	W
11/18	@GOLDEN STATE	9,965	111-131	3-7	L	2/8	ATLANTA	7,495	117-104	25-26	W
11/19	NY NETS	8,506	88-90	3-8	L	2/10	WASHINGTON	11,352	103-109	25-27	L
11/21	CHICAGO	7,589	101-96	4-8	W	2/15	@KANSAS CITY	7,313	96-102	25-28	L
11/25	WASHINGTON	8,614	104-98	5-8	W	2/16	@INDIANA	9,553	93-111	25-29	L
11/27	SEATTLE	10,553	119-107	6-8	W	2/18	@PHILADELPHIA	16,660	102-96	26-29	W
11/30	@INDIANA	8,581	97-103	6-9	L	2/19	@CLEVELAND	17,882	88-92	26-30	L
12/1	@NY NETS	5,103	106-96	7-9	W	2/20	@DETROIT	7,233	107-109	26-31	L
12/3	PORTLAND	11,339	99-113	7-10	L	2/22	@BUFFALO	6,143	114-115	26-32	L
12/5	SAN ANTONIO	8,235	103-98	8-10	W	2/24	HOUSTON	9,835	106-109	26-33	L
12/8	HOUSTON	8,117	116-95	9-10	W	2/26	BOSTON	12,353	104-108	26-34	L
12/10	@BOSTON	12,878	107-103	10-10	W	3/2	CHICAGO	8,823	104-108*	26-35	L
12/11	@NY KNICKS	15,263	96-112	10-11	L	3/4	GOLDEN STATE	8,750	87-101	26-36	L
12/12	@ATLANTA	2,507	106-91	11-11	W	3/6	@WASHINGTON	14,189	110-118	26-37	L
12/14	@BUFFALO	7,132	99-108	11-12	L	3/8	@SAN ANTONIO	10,011	115-122	26-38	L
12/15	@PHILADELPHIA	11,363	87-97	11-13	L	3/9	@ HOUSTON	6,421	100-105	26-39	L
12/17	@LA LAKERS	9,816	105-118	11-14	L	3/11	@NY NETS	6,730	73-82	26-40	L
12/18	KANSAS CITY	9,482	89-90	11-15	L	3/13	@BOSTON	14,859	107-124	26-41	L
12/23	BUFFALO	10,834	107-92	12-15	W	3/16	NY KNICKS	9,177	124-91	27-41	W
12/25	LA LAKERS	13,274	113-96	13-15	W	3/18	NEW ORLEANS	10,285	100-104	27-42	L
12/28	@DENVER	17,595	102-110	13-16	L	3/20	PORTLAND	7,174	126-106	28-42	W
12/29	BOSTON	13,274	97-87	14-16	W	3/24	BUFFALO	8,410	102-107	28-43	L
1/2	K.C. @OMAHA	4,226	88-89	14-17	L	3/25	@LA LAKERS	13,507	93-118	28-44	L
1/4	@MILWAUKEE	8,871	111-139	14-18	L	3/26	LA LAKERS	8,150	102-109	28-45	L
1/5	@DETROIT	6,249	115-118	14-19	L	3/27	@SEATTLE	14,096	121-100	29-45	W
1/7	@WASHINGTON	6,072	89-99	14-20	L	3/29	@MILWAUKEE	8,945	122-110	30-45	W
1/8	@NY KNICKS	18,589	95-102	14-21	L	3/30	@NEW ORLEANS	6,237	100-112	30-46	L
1/10	@ATLANTA	2,408	93-92	15-21	W	4/1	DETROIT	8,506	133-116	31-46	W
1/11	@CHICAGO	6,446	90-93	15-22	L	4/3	DENVER	7,501	109-124	31-47	L
1/13	DETROIT	13,274	131-101	16-22	W	4/5	ATLANTA	7,668	108-102	32-47	W
1/15	CLEVELAND	13,274	94-79	17-22	W	4/7	KANSAS CITY	8,462	121-110	33-47	W
1/19	NY KNICKS	13,035	97-90	18-22	W	4/8	@PORTLAND	12,536	111-122	33-48	L
1/20	@GOLDEN STATE	10,886	103-107	18-23	L	4/10	NY NETS	8,476	128-104	34-48	W

*Overtime

76-77 Final Statistics

PLAYER	G	GS	MIN	FGM-FGA	PCT	3 PT			OR-DR	REB	AST	PF-DQ	STL	TO	BLK	PTS-AVG	
						FGM-FGA	PCT	FTM-FTA									PCT
WESTPHAL	81	79	2600	682-1317	.518	---	---	362-439	.825	57-133	190	459	171-1	134	---	21	1726-21.3
ADAMS	72	67	2275	522-1102	.474	---	---	252-334	.754	180-472	652	322	260-4	95	---	87	1296-18.0
SOBERS	79	48	2007	414-834	.496	---	---	243-289	.841	82-152	234	238	258-3	93	---	14	1071-13.6
PERRY	44	42	1390	179-414	.432	---	---	112-142	.789	149-246	395	79	163-3	49	---	28	470-10.7
LEE	82	34	1845	347-786	.441	---	---	142-210	.676	99-200	299	263	276-10	156	---	33	836-10.2
HEARD	46	35	1362	173-457	.379	---	---	100-138	.725	120-320	440	89	139-2	55	---	55	446-9.7
TRELL	78	36	1747	277-545	.508	---	---	111-176	.631	99-288	387	103	165-0	41	---	47	665-8.5
D.VAN ARSDALE	78	3	1537	227-498	.456	---	---	145-166	.873	31-86	117	120	94-0	35	---	5	599-7.7
ERICKSON	50	3	950	142-294	.483	---	---	37-50	.740	36-108	144	104	122-0	30	---	7	321-6.4
T.VAN ARSDALE	77	28	1425	171-395	.433	---	---	102-145	.703	47-137	184	67	163-0	20	---	3	444-5.8
AWTREY	72	26	1757	160-373	.429	---	---	91-126	.722	111-245	356	182	170-1	23	---	31	411-5.7
FEHR	48	9	485	86-162	.531	---	---	76-99	.768	18-56	74	36	46-0	11	---	7	248-5.2
SCHLEUTER	39	0	335	26-72	.361	---	---	18-31	.581	30-50	80	38	62-0	8	---	8	70-1.8
SUNS	82	19705	3406-7249	.470	---	---	---	1791-2345	.764	1059-2493	3552	2100	2089-24	750	---	346	8603-104.9
OPPONENTS	82	19705	3320-7192	.462	---	---	---	1903-2525	.754	1180-2594	3774	1856	2325-39	897	---	440	8543-104.2

Season Review 76-77

Season Review 77-78

RECORD
49-33

The Suns announced a blockbuster trade just before the opening of the season: **Ricky Sobers** to Indiana for **Don Buse**, an All-Star and the NBA leader in both assists and steals. With Buse and rookie **Walter Davis** in the starting lineup, the Suns bolted from the gate and were 19-11 by Christmas and 34-16 by the February All-Star break. They finished with a 49-33 record, fourth best in the league, but were second in the Pacific Division behind the formidable Portland Trail Blazers, led by Bill Walton.

It was a record year for the Suns in many ways. A franchise record was set for attendance (11,464 per game). On the court, the Suns set NBA records for team steals in a season (1,059) as well as tying the league mark for assists (2,338). Davis and **Paul Westphal** were among the league's top 10 scorers, both averaging better than 24 points per game; both were named All-NBA Second Team and both participated for the West at the All-Star Game in Atlanta.

At the All-Star break, the Suns lost **Curtis Perry** with back problems and went the rest of the season with five rookies on the roster, more than any other NBA club. In the opening round of the playoffs the Suns were upset in two-straight games by the Milwaukee Bucks.

Davis went on to become the league's Rookie of the Year, the second such distinction for a Suns' player since **Alvan Adams** won the award following 1975-76 season. Buse was named to the NBA All-Defensive Team while **Ron Lee** led the league with 2.7 steals per game.



FRONT ROW: Head Coach John MacLeod, Paul Westphal, Don Buse, Trainer Joe Proski (kneeling), Greg Griffin, Walter Davis, Mike Bratz, Assistant Coach Al Bianchi.

BACK ROW: Ronnie Lee, Curtis Perry, Alvan Adams, Dennis Awtry, Bayard Forrest, Alvin Scott, Ira Terrell, Garfield Heard.

2011-12 PHOENIX SUNS

DATE	OPPONENT	ATTEND.	SCORE	REC.	W/L	DATE	OPPONENT	ATTEND.	SCORE	REC.	W/L
10/18	GOLDEN STATE	9,128	100-83	1-0	W	1/19	NEW YORK	10,935	134-114	28-14	W
10/23	@LA LAKERS	10,481	104-101	2-0	W	1/20	@GOLDEN STATE	13,237	104-119	28-15	L
10/25	SEATTLE	10,917	93-86	3-0	W	1/22	WASHINGTON	12,660	114-101	29-15	W
10/28	@NEW ORLEANS	10,342	107-114	3-1	L	1/25	HOUSTON	9,277	118-96	30-15	W
10/29	@ HOUSTON	8,557	112-125	3-2	L	1/27	PHILADELPHIA	12,660	110-101	31-15	W
10/31	SAN ANTONIO	10,030	143-145	3-3	L	1/29	NEW JERSEY	10,327	131-100	32-15	W
11/3	@SAN ANTONIO	8,394	110-89	4-3	W	1/31	K.C. @OMAHA	5,182	112-102	33-15	W
11/4	@WASHINGTON	8,742	96-113	4-4	L	2/1	@DETROIT	5,143	120-127	33-16	L
11/5	@CHICAGO	13,424	94-111	4-5	L	2/3	MILWAUKEE	12,660	115-105	34-16	W
11/10	NEW ORLEANS	10,297	127-111	5-5	W	2/9	ATLANTA	9,877	125-98	35-16	W
11/13	INDIANA	12,550	116-107	6-5	W	2/12	WASHINGTON	12,467	121-109	36-16	W
11/18	CHICAGO	12,543	103-101	7-5	W	2/14	@PORTLAND	12,666	100-113	36-17	L
11/20	SAN ANTONIO	9,677	134-112	8-5	W	2/16	BOSTON	12,660	95-98	36-18	L
11/22	LA LAKERS	10,130	118-107	9-5	W	2/17	@GOLDEN STATE	13,185	92-111	36-19	L
11/24	@CLEVELAND	15,445	82-97	9-6	L	2/18	INDIANA	12,660	114-101	37-19	W
11/25	@INDIANA	15,448	118-110	10-6	W	2/21	@BUFFALO	4,409	114-111	38-19	W
11/27	DENVER	10,658	115-97	11-6	W	2/22	ATL. @CHARLOTTE	5,843	95-107	38-20	L
11/29	@PORTLAND	12,666	96-108	11-7	L	2/24	@WASHINGTON	12,432	120-121*	38-21	L
12/2	PORTLAND	12,660	103-106	11-8	L	2/25	@NEW YORK	17,197	115-122	38-22	L
12/4	ATLANTA	9,577	89-96	11-9	L	2/28	@CHICAGO	14,713	115-126	38-23	L
12/6	@KANSAS CITY	9,576	103-92	12-9	W	3/1	DETROIT	10,161	102-115	38-24	L
12/7	@DETROIT	3,588	113-107*	13-9	W	3/3	MILWAUKEE	11,139	132-126	39-24	W
12/10	HOUSTON	8,761	110-93	14-9	W	3/5	PHILADELPHIA	12,145	92-104	39-25	L
12/14	BUFFALO	10,597	113-103	15-9	W	3/7	@DENVER	17,428	126-112	40-25	W
12/16	@NEW ORLEANS	8,172	126-113	16-9	W	3/9	CHICAGO	11,748	112-103	41-25	W
12/17	@HOUSTON	8,134	101-97	17-9	W	3/11	LA LAKERS	12,660	120-114	42-25	W
12/18	@ATLANTA	8,062	129-134**	17-10	L	3/12	@LA LAKERS	17,505	112-128	42-26	L
12/20	NEW YORK	13,548	110-99	18-10	W	3/14	@MILWAUKEE	10,938	106-121	42-27	L
12/21	@PHILADELPHIA	14,671	119-125	18-11	L	3/15	@NEW JERSEY	4,260	98-117	42-28	L
12/23	BOSTON	12,660	129-110	19-11	W	3/17	@BOSTON	15,276	108-115	42-29	W
12/26	@DENVER	17,297	108-127	19-12	L	3/19	@CLEVELAND	15,622	123-112	43-29	W
12/27	SEATTLE	12,543	131-105	20-12	W	3/21	@INDIANA	10,633	115-119	43-30	L
12/29	KANSAS CITY	12,660	110-104	21-12	W	3/23	NEW YORK	12,660	120-108	44-30	W
12/30	@SEATTLE	14,098	110-121	21-13	L	3/25	BUFFALO	11,642	112-106	45-30	W
1/3	@MILWAUKEE	8,571	125-103	22-13	W	3/29	PORTLAND	12,660	127-94	46-30	W
1/4	@NEW JERSEY	4,067	83-115	22-14	L	3/31	KANSAS CITY	10,590	136-112	47-30	W
1/5	BOS. @HARTFORD	10,019	121-111	23-14	W	4/2	GOLDEN STATE	11,040	105-99	48-30	W
1/7	@BUFFALO	7,029	107-97	24-14	W	4/4	@SAN ANTONIO	9,112	119-125	48-31	L
1/11	NEW ORLEANS	12,660	142-99	25-14	W	4/6	DENVER	12,660	105-111	48-32	L
1/13	DETROIT	12,660	111-100	26-14	W	4/7	@SEATTLE	14,098	83-95	48-33	L
1/15	CLEVELAND	11,787	113-104	27-14	W	4/10	NEW JERSEY	12,226	120-109	49-33	W

*Overtime

77-78 Final Statistics

PLAYER	G	GS	MIN	FGM-FGA	PCT	3 PT			OR-DR	REB	AST	PF-DQ	STL	TO	BLK	PTS-AVG		
						FGM-FGA	PCT	FTM-FTA									PCT	
WESTPHAL	80	80	2480	809-1568	.516	---	---	---	396-487	.813	41-123	164	437	162-0	138	280	31	2014-25.2
DAVIS	81	81	2592	786-1494	.526	---	---	---	387-466	.830	158-326	484	273	242-2	113	283	20	1959-24.2
ADAMS	70	49	1911	434-895	.485	---	---	---	214-293	.730	158-407	565	225	242-8	86	234	63	1082-15.5
LEE	82	2	1927	417-950	.439	---	---	---	170-228	.746	95-159	254	305	257-3	225	221	17	1004-12.2
BUSE	82	82	2550	287-626	.458	---	---	---	112-136	.824	59-190	249	391	144-0	185	124	14	686-8.4
HEARD	80	73	2096	265-625	.424	---	---	---	90-147	.612	166-486	652	132	213-0	129	120	101	620-7.8
SCOTT	81	5	1539	180-369	.488	---	---	---	132-191	.691	135-222	357	88	158-0	52	85	40	492-6.1
PERRY	45	4	819	110-243	.453	---	---	---	51-65	.785	87-163	250	48	120-2	34	63	22	271-6.0
BRAITZ	80	0	936	159-395	.403	---	---	---	56-68	.824	42-73	115	123	104-1	39	89	5	374-4.7
FORREST	64	0	890	111-238	.466	---	---	---	49-103	.476	84-166	250	129	105-0	23	84	34	271-4.2
GRIFFIN	36	0	421	61-169	.361	---	---	---	23-36	.639	44-59	103	24	56-0	16	39	0	145-4.0
AWTREY	81	34	1620	112-264	.424	---	---	---	69-109	.633	97-205	302	163	153-0	19	127	25	293-3.6
SUNS	82		19680	3731-7836	.476	---	---	---	1749-2329	.751	1166-2579	3745	2338	1956-161059	1766	372	9211	112.3
OPPONENTS	82		19680	3578-7622	.469	---	---	---	1749-2319	.754	1202-2743	3945	1988	2178-41	937	1969	372	8905-108.6

Season Review 77-78

Season Review 78-79

RECORD**50-32**

Phoenix opened the regular season with the same starting lineup that began the 1977-78 season: **Walter Davis** and **Gar Heard** at forward, **Alvan Adams** at center, with **Paul Westphal** and **Don Buse** at guard. The Suns won five of their first six games and were 24-14 by January 1. By the All-Star break, the Suns were 32-20. For the third-straight year, Westphal was an All-Star starter, and Davis made it for the second-straight year.

On January 12, 1979, the Suns obtained **Leonard "Truck" Robinson** from the New Orleans Jazz in exchange for **Ron Lee**, **Marty Byrnes**, first-round picks in 1979 and 1980 and undisclosed cash. With an emotional overtime win over Seattle at Phoenix on March 30, the Suns qualified for the playoffs for the second year in a row and the fourth time in their 11 NBA seasons.

The regular season ended in spectacular fashion with the Suns capturing a record 50th win in the season's 80th game.

Phoenix led the NBA in steals with 915 (11.2 per game). Westphal was named All-NBA First Team, Davis was named to the second team. Buse was again named to the All-Defensive First Team. In the playoffs, the Suns got by Portland (2-1) and thrashed Kansas City (4-1), but lost to eventual World Champion Seattle SuperSonics, 4-3, in a hard-fought Western Conference Finals series.



FRONT ROW: Head Coach John MacLeod, Paul Westphal, Ted McClain, Trainer Joe Proski (kneeling), Don Buse, Mike Bratz, Assistant Coach Al Bianchi.

BACK ROW: Leonard Robinson, Alvin Scott, Alvan Adams, Bayard Forrest, Walter Davis, Joel Kramer, Garfield Heard.

2011-12 PHOENIX SUNS

DATE	OPPONENT	ATTEND.	SCORE	REC.	W/L	DATE	OPPONENT	ATTEND.	SCORE	REC.	W/L
10/13	SAN DIEGO	11,217	128-114	1-0	W	1/7	@NEW JERSEY	3,439	112-117	26-16	L
10/15	GOLDEN STATE	9,750	129-110	2-0	W	1/11	SEATTLE	12,660	106-109	26-17	L
10/17	SAN ANTONIO	8,755	107-110	2-1	L	1/13	INDIANA	12,660	99-102	26-18	L
10/18	@GOLDEN STATE	7,139	122-112	3-1	W	1/17	@MILWAUKEE	10,661	118-123	26-19	L
10/22	@PORTLAND	12,666	124-116	4-1	W	1/18	@DETROIT	5,839	97-87	27-19	W
10/24	MILWAUKEE	11,728	124-116	5-1	W	1/20	HOUSTON	12,660	116-97	28-19	W
10/25	@DENVER	14,448	104-108	5-2	L	1/24	PHILADELPHIA	12,660	101-94	29-19	W
10/27	@CHICAGO	7,807	115-110*	6-2	W	1/26	NEW YORK	11,813	108-107	30-19	W
10/28	@KANSAS CITY	9,534	102-112	6-3	L	1/28	NEW JERSEY	12,357	114-117	30-20	L
10/31	NEW YORK	11,197	120-108	7-3	W	1/31	MILWAUKEE	11,736	123-118	31-20	W
11/2	@NEW ORLEANS	6,943	106-99	8-3	W	2/2	SAN ANTONIO	12,660	133-108	32-20	W
11/4	@HOUSTON	9,163	103-110	8-4	L	2/6	@PORTLAND	12,666	93-110	32-21	L
11/8	CLEVELAND	9,311	118-96	9-4	W	2/9	ATLANTA	11,928	102-105	32-22	L
11/10	DENVER	10,277	132-150	9-5	L	2/11	CLEVELAND	10,972	136-101	33-22	W
11/12	NEW ORLEANS	9,158	128-122	10-5	W	2/15	WASHINGTON	12,660	119-108	34-22	W
11/15	@SAN ANTONIO	10,489	125-119	11-5	W	2/16	SEATTLE	23,103	104-119	34-23	L
11/17	@PHILADELPHIA	11,513	94-95	11-6	L	2/17	NEW ORLEANS	12,660	136-112	35-23	W
11/18	@DETROIT	10,789	119-105	12-6	W	2/20	@NEW YORK	10,921	117-107	36-23	W
11/21	@CLEVELAND	6,524	110-108	13-6	W	2/21	@NEW JERSEY	3,812	112-123	36-24	L
11/22	@INDIANA	9,432	115-110	14-6	W	2/23	@KANSAS CITY	10,768	112-121	36-25	L
11/24	HOUSTON	12,660	120-113	15-6	W	2/24	@ATLANTA	12,281	85-110	36-26	L
11/26	CHICAGO	10,921	125-109	16-6	W	2/28	INDIANA	10,735	103-102	37-26	W
11/28	@CHICAGO	7,826	112-124	16-7	L	3/2	DENVER	11,835	105-119	37-27	L
11/30	DETROIT	9,633	119-109	17-7	W	3/4	PHILADELPHIA	10,722	119-94	38-27	W
12/1	@LA LAKERS	10,529	122-130	17-8	L	3/8	CHICAGO	10,126	132-117	39-27	W
12/2	GOLDEN STATE	9,167	108-116	17-9	L	3/11	@INDIANA	14,173	111-112	39-28	L
12/6	ATLANTA	10,345	136-109	18-9	W	3/13	@CLEVELAND	7,690	124-120	40-28	W
12/8	@BOSTON	11,762	124-104	19-9	W	3/14	@BOSTON	10,308	126-117	41-28	W
12/9	@WASHINGTON	17,438	98-101	19-10	L	3/16	@SAN ANTONIO	14,864	128-122	42-28	W
12/12	@MILWAUKEE	10,938	114-120	19-11	L	3/17	@HOUSTON	12,557	122-134	42-29	L
12/16	LA LAKERS	11,327	119-100	20-11	W	3/18	@NEW ORLEANS	5,108	117-121	42-30	L
12/17	@SAN DIEGO	6,068	110-116	20-12	L	3/21	BOSTON	11,568	134-113	43-30	W
12/20	WASHINGTON	9,789	129-137	20-13	L	3/23	KANSAS CITY	12,660	126-107	44-30	W
12/22	KANSAS CITY	10,533	123-103	21-13	W	3/25	@GOLDEN STATE	10,651	111-95	45-30	W
12/26	@DENVER	16,325	106-102	22-13	W	3/28	LA LAKERS	11,805	112-106	46-30	W
12/28	PORTLAND	12,510	129-127*	23-13	W	3/30	SEATTLE	12,660	113-111*	47-30	W
12/29	@SEATTLE	20,565	92-119	23-14	L	4/1	DETROIT	10,550	116-105	48-30	W
12/30	BOSTON	12,660	112-109	24-14	W	4/4	PORTLAND	11,305	106-95	49-30	W
1/2	@NEW YORK	11,266	114-102	25-14	W	4/6	SAN DIEGO	12,660	118-117	50-30	W
1/5	@WASHINGTON	14,929	94-104	25-15	L	4/7	@SAN DIEGO	11,614	116-120	50-31	L
1/6	@PHILADELPHIA	16,109	143-139	26-15	W	4/8	@LA LAKERS	11,973	103-111	50-32	L

*Overtime

78-79 Final Statistics

PLAYER	G	GS	MIN	FGM-FGA	PCT	3 PT			OR-DR	REB	AST	PF-DQ	STL	TO	BLK	PTS-AVG	
						FGM-FGA	PCT	FTM-FTA									PCT
WESTPHAL	81	81	2641	801-1496	.535	---	---	339-405	.837	35-124	159	529	159-1	111	232	26	1941-24.0
DAVIS	79	78	2433	764-1362	.561	---	---	340-409	.831	111-262	373	339	250-5	147	293	26	1868-23.6
ADAMS	77	74	2364	569-1073	.530	---	---	231-289	.799	220-485	705	360	246-4	110	279	63	1369-17.8
ROBINSON(TOT)	69	63	2539	566-1152	.491	---	---	324-462	.701	195-607	802	113	206-2	46	233	75	1456-21.1
ROBINSON(PHX)	26	20	757	169-333	.508	---	---	79-123	.642	56-169	225	39	76-1	17	90	12	417-16.0
LEE	43	1	946	173-383	.452	---	---	74-104	.712	42-71	113	132	138-2	69	116	4	420-9.8
BRAITZ	77	0	1294	242-533	.454	---	---	139-170	.818	55-86	141	179	151-0	64	135	7	623-8.1
BUSE	82	82	2542	285-576	.495	---	---	70-91	.769	44-173	217	356	149-0	156	96	18	640-7.8
BYRNES	43	0	735	109-223	.489	---	---	73-100	.730	49-48	97	61	69-0	15	79	2	291-6.8
SCOTT	81	28	1733	212-396	.535	---	---	120-168	.714	104-256	360	126	139-2	80	99	62	544-6.7
HEARD	63	37	1216	162-367	.441	---	---	71-103	.689	98-253	351	60	141-1	53	60	57	395-6.3
KRAMER	82	1	1402	181-370	.489	---	---	125-176	.710	134-203	337	92	224-2	45	98	23	487-5.9
MCCLAIN	36	0	464	62-132	.470	---	---	42-46	.913	25-44	69	60	51-0	19	54	0	166-4.6
FORREST	75	8	1245	118-272	.434	---	---	62-115	.539	110-205	315	167	151-1	29	107	37	298-4.0
SUNS	82		19680	3847-7516	.512	---	---	1765-2299	.768	1083-2379	3462	2500	1944-19	915	1760	337	9459-115.4
OPPONENTS	82		19680	3775-7626	.495	---	---	1606-2127	.755	1238-2424	3662	2091	2144-33	890	1841	402	9156-111.7

Season Review 78-79

Season Review 79-80

Phoenix opened the regular season on October 12 with a starting lineup of **Walter Davis** and **Truck Robinson** at forward, **Alvan Adams** at center and **Don Buse** and **Paul Westphal** at guard. The Suns were the only team in the NBA with five former All-Star participants as starters. By the All-Star break, Phoenix was 35-19.

RECORD**55-27**

On February 15, the Suns obtained center **Rich Kelley** from the New Jersey Nets in exchange for a second-round draft pick in 1983, a first-round pick in 1982 and cash. The Suns chased Seattle and the L.A. Lakers for the Pacific Division lead for virtually the entire 82-game schedule, moving into a tie for the lead in late November and early December. For the majority of the season, the Suns were locked in third place in the Pacific.

For the second season in a row Buse, Adams, Davis and Westphal all finished with over 300 assists, the only time in NBA history that four players on the same team had accomplished the feat. Davis and Westphal played in the NBA All-Star Game in Washington. Westphal and Davis were named to the All-NBA First Team and Second Teams, respectively. In the playoffs, the Suns defeated Kansas City, 2-1, then lost to the L.A. Lakers, 4-1.

In the winter of 1980, the **Phoenix Suns Gorilla** arrived on the scene in the form of an Eastern Onion singing telegram messenger. He was invited back, and has "hung" around ever since.



FRONT ROW: Assistant Coach John Wetzel, Don Buse, Paul Westphal, Trainer Joe Proski (kneeling), Head Coach John MacLeod, Johnny High, Mike Bratz, Assistant Coach Al Bianchi.

BACK ROW: Walter Davis, Alvin Scott, Leonard Robinson, Alvan Adams, Bayard Forrest, Jeff Cook, Joel Kramer, Gar Heard.

2011-12 PHOENIX SUNS

DATE	OPPONENT	ATTEND.	SCORE	REC.	W/L	DATE	OPPONENT	ATTEND.	SCORE	REC.	W/L
10/12	GOLDEN STATE	11,785	97-89	1-0	W	1/5	@HOUSTON	9,122	110-111	26-16	L
10/14	CHICAGO	10,039	112-102	2-0	W	1/9	GOLDEN STATE	11,706	113-100	27-16	W
10/16	SEATTLE	10,253	102-86	3-0	W	1/12	@GOLDEN STATE	9,547	96-107	27-17	L
10/19	@MILWAUKEE	10,938	94-95	3-1	L	1/13	UTAH	10,725	106-103	28-17	W
10/20	@CHICAGO	12,117	104-116	3-2	L	1/15	@DENVER	13,057	107-99	29-17	W
10/21	@KANSAS CITY	6,648	85-122	3-3	L	1/16	@UTAH	6,588	115-108	30-17	W
10/23	MILWAUKEE	10,538	108-114	3-4	L	1/17	ATLANTA	12,660	101-99	31-17	W
10/24	@GOLDEN STATE	6,296	110-108*	4-4	W	1/19	SAN DIEGO	12,660	137-123	32-17	W
10/26	@SEATTLE	18,514	92-86	5-4	W	1/23	NEW YORK	11,504	109-119	32-18	L
10/28	@PORTLAND	12,666	89-88	6-4	W	1/25	MILWAUKEE	12,660	110-96	33-18	W
10/30	SAN ANTONIO	11,489	142-109	7-4	W	1/27	PHILADELPHIA	12,660	125-118	34-18	W
11/2	@LA LAKERS	14,344	110-112	7-5	L	1/29	@SAN DIEGO	11,428	121-133	34-19	L
11/6	@UTAH	6,197	120-107	8-5	W	1/30	DENVER	11,069	122-114	35-19	W
11/7	SAN DIEGO	11,097	102-114	8-6	L	2/6	KANSAS CITY	12,310	97-95	36-19	W
11/9	CLEVELAND	10,911	110-106	9-6	W	2/8	@CHICAGO	10,403	113-109	37-19	W
11/11	DENVER	11,118	116-91	10-6	W	2/10	@MILWAUKEE	10,938	107-109	37-20	L
11/14	INDIANA	9,762	104-100	11-6	W	2/13	BOSTON	12,660	135-134	38-20	W
11/16	PORTLAND	11,464	98-97	12-6	W	2/15	WASHINGTON	12,660	116-104	39-20	W
11/18	GOLDEN STATE	10,409	95-99	12-7	L	2/17	NEW JERSEY	12,466	128-98	40-20	W
11/20	@SAN DIEGO	6,992	110-117	12-8	L	2/19	@CLEVELAND	5,739	109-128	40-21	L
11/21	KANSAS CITY	10,704	128-120	13-8	W	2/21	@DETROIT	5,317	125-116	41-21	W
11/23	LA LAKERS	12,660	126-112	14-8	W	2/22	@ATLANTA	13,150	104-111	41-22	L
11/24	@DENVER	13,664	115-101	15-8	W	2/24	@INDIANA	9,174	113-105	42-22	W
11/25	@PORTLAND	12,666	87-86	16-8	W	2/26	@DENVER	11,149	112-121	42-23	L
11/28	@SEATTLE	28,248	116-127	16-9	L	2/27	MILWAUKEE	11,683	110-119*	42-24	L
12/1	CHICAGO	12,660	99-86	17-9	W	2/28	@UTAH	6,903	111-101	43-24	W
12/4	@NEW YORK	11,042	114-118	17-10	L	3/2	LA LAKERS	12,660	123-115	44-24	W
12/5	@NEW JERSEY	5,162	100-115	17-11	L	3/5	SEATTLE	12,660	127-111	45-24	W
12/7	@BOSTON	15,320	92-100	17-12	L	3/7	UTAH	12,245	110-94	46-24	W
12/8	@PHILADELPHIA	12,051	96-117	17-13	L	3/9	CHICAGO	11,210	113-103*	47-24	W
12/11	@WASHINGTON	8,216	123-99	18-13	W	3/12	@GOLDEN STATE	6,936	122-113	48-24	W
12/13	HOUSTON	11,841	121-113	19-13	W	3/15	@SAN DIEGO	10,635	109-120	48-25	L
12/15	DETROIT	11,844	126-105	20-13	W	3/16	@LA LAKERS	16,587	106-128	48-26	L
12/19	UTAH	10,501	117-99	21-13	W	3/18	@KANSAS CITY	11,448	112-109	49-26	W
12/21	@CHICAGO	5,706	127-117	22-13	W	3/19	LA LAKERS	12,660	112-108	50-26	W
12/22	@KANSAS CITY	8,868	115-111	23-13	W	3/21	@PORTLAND	12,666	111-100	51-26	W
12/23	@MILWAUKEE	10,938	106-103	24-13	W	3/23	DENVER	11,705	118-102	52-26	W
12/26	PORTLAND	12,660	119-99	25-13	W	3/25	@SEATTLE	34,152	95-104	52-27	L
12/28	KANSAS CITY	12,660	118-112	26-13	W	3/26	SEATTLE	12,660	109-99	53-27	W
12/30	@LA LAKERS	15,544	105-113	26-14	L	3/28	PORTLAND	12,224	114-100	54-27	W
1/2	@SAN ANTONIO	8,276	109-118	26-15	L	3/30	SAN DIEGO	10,807	122-104	55-27	W

*Overtime

79-80 Final Statistics

PLAYER	G	GS	MIN	FGM-FGA	PCT	3 PT			OR-DR	REB	AST	PF-DQ	STL	TO	BLK	PTS-AVG	
						FGM-FGA	PCT	FTM-FTA									PCT
WESTPHAL	82	82	2665	692-1317	.525	26-93	.280	382-443	.862	46-141	187	416	162-0	119	207	35	1792-21.9
DAVIS	75	73	2310	657-1166	.563	0-4	.000	299-365	.819	75-197	272	337	202-2	114	242	19	1613-21.5
ROBINSON	82	82	2706	545-1064	.512	0-0	—	325-487	.667	213-557	770	142	262-2	58	251	59	1415-17.3
ADAMS	75	64	2168	465-875	.531	0-2	.000	188-236	.797	158-451	609	322	237-4	108	218	55	1118-14.9
KELLEY(TOT)	80	25	1840	229-484	.473	0-3	.000	244-310	.787	200-315	515	178	273-5	78	198	96	702-8.8
KELLEY(PHX)	23	0	373	43-85	.506	0-0	—	47-60	.783	44-74	118	50	58-0	28	46	17	133-5.8
BRATZ	82	1	1591	269-687	.392	21-86	.244	141-162	.870	50-117	167	223	165-0	93	135	9	700-8.5
BUSE	81	81	2503	261-589	.443	19-79	.241	85-128	.664	70-163	233	320	111-0	132	91	10	626-7.7
COOK	66	14	904	129-275	.469	0-3	.000	104-129	.806	90-151	241	84	102-0	28	71	18	362-5.5
HIGH	82	0	1123	144-323	.446	1-7	.143	120-178	.674	69-104	173	119	172-1	71	123	15	409-5.0
HEARD	82	5	1402	171-410	.417	0-2	.000	64-86	.744	118-262	380	97	177-0	84	88	49	406-5.0
SCOTT	79	4	1304	127-301	.422	1-3	.333	95-122	.779	89-139	228	98	101-0	47	92	53	350-4.4
KRAMER	54	4	713	67-143	.469	0-1	.000	56-70	.800	49-102	151	75	104-0	26	51	5	190-3.5
SUNS	82	19755	3570-7235	.493	68-280	.243	1906-2466	.773	1071-2458	3529	2283	1853-9	908	1629	344	9114-111.1	
OPPONENTS	82	19755	3563-7480	.476	100-297	.337	1593-2119	.752	1216-2447	3663	2026	2051-32	882	1663	389	8819-107.5	

Season Review 80-81

RECORD
57-25

When the Suns opened the season, questions surrounded newcomer **Dennis Johnson**, who had come to the Suns in a controversial deal that sent **Paul Westphal** to Seattle. There also were doubts about the Suns ability to adjust to the move of All-Star forward **Walter Davis** to the backcourt and the addition of **Jeff Cook** into the starting lineup at forward. The Suns responded with one of their most successful seasons ever, finishing with a then club-record 57 wins en route to their first division title and the best record in the Western Conference. Phoenix was out of first place for only two days.

The Suns' 36-5 home record tied their 1979-80 mark as the best in the club's history and their 21-20 record on the road was the first-ever winning road record. The Suns did not lose more than two games in a row all season.

The Suns played their 1,000th game on November 12, 1980, a 130-127 win over the visiting San Antonio Spurs.

The All-Star Game in Cleveland had a distinctive Phoenix flavor with **John MacLeod** and the Suns coaching staff at the helm of the West squad. Davis was voted to a starting forward position by the fans and Johnson and **Truck Robinson** were named to the team by a vote of Western Conference coaches.

In the playoffs, the Suns were surprised by a gritty Kansas City Kings club, led by former Suns' coach **Cotton Fitzsimmons**, that took the Western Conference Semifinals 4-3. At season's end, Johnson was named to the All-NBA First Team and All-Defensive First Team. Suns General Manager **Jerry Colangelo** was named NBA Executive of the Year for the second time by *The Sporting News*.



FRONT ROW: Assistant Coach Al Bianchi, Kyle Macy, Dennis Johnson, Head Coach John MacLeod, Trainer Joe Proski (kneeling), Don Buse, Johnny High, Assistant Coach John Wetzel.

BACK ROW: Walter Davis, Leonard Robinson, Joel Kramer, Jeff Cook, Rich Kelley, Alvan Adams, Alvin Scott, Mike Niles.

2011-12 PHOENIX SUNS

DATE	OPPONENT	ATTEND.	SCORE	REC.	W/L	DATE	OPPONENT	ATTEND.	SCORE	REC.	W/L
10/10	GOLDEN STATE	11,590	121-101	1-0	W	1/2	@DENVER	10,514	133-132	33-9	W
10/12	KANSAS CITY	10,131	109-100	2-0	W	1/6	@ATLANTA	7,496	113-106	34-9	W
10/15	@UTAH	6,300	107-93	3-0	W	1/7	@BOSTON	15,320	90-108	34-10	L
10/17	@LA LAKERS	10,411	109-116	3-1	L	1/9	@NEW JERSEY	8,305	112-95	35-10	W
10/19	@SAN DIEGO	4,022	102-84	4-1	W	1/11	@MILWAUKEE	11,052	109-123	35-11	L
10/21	DALLAS	10,507	111-99	5-1	W	1/13	SEATTLE	12,506	104-99	36-11	W
10/24	@DENVER	8,357	117-94	6-1	W	1/14	DENVER	11,330	128-102	37-11	W
10/25	@SEATTLE	16,715	100-75	7-1	W	1/16	HOUSTON	11,396	92-89	38-11	W
10/29	SAN DIEGO	11,174	105-89	8-1	W	1/18	ATLANTA	12,121	120-86	39-11	W
10/31	@DETROIT	3,619	103-98*	9-1	W	1/20	@SAN ANTONIO	11,883	112-119*	39-12	L
11/1	@KANSAS CITY	7,792	127-100	10-1	W	1/21	@HOUSTON	8,325	100-106	39-13	L
11/4	INDIANA	12,018	109-108	11-1	W	1/23	MILWAUKEE	12,660	131-122	40-13	W
11/5	@SAN ANTONIO	12,358	84-114	11-2	L	1/25	@PHILADELPHIA	14,893	93-98	40-14	L
11/8	@HOUSTON	8,208	116-115	12-2	W	1/26	@NEW YORK	14,950	99-94	41-14	W
11/11	@SAN DIEGO	4,727	109-107	13-2	W	1/28	@WASHINGTON	9,347	98-108	41-15	L
11/12	SAN ANTONIO	12,660	130-127	14-2	W	1/29	@CLEVELAND	5,489	111-115	41-16	L
11/15	@GOLDEN STATE	13,237	108-119	14-3	L	2/4	UTAH	11,571	114-89	42-16	W
11/16	PORTLAND	11,125	119-107	15-3	W	2/6	HOUSTON	12,090	112-99	43-16	W
11/18	@DALLAS	6,015	102-91	16-3	W	2/8	WASHINGTON	12,396	113-107*	44-16	W
11/20	LA LAKERS	12,660	102-99	17-3	W	2/10	@SAN DIEGO	8,798	107-93	45-16	W
11/21	@LA LAKERS	14,164	88-116	17-4	L	2/11	DALLAS	10,357	119-97	46-16	W
11/23	DENVER	11,151	131-113	18-4	W	2/13	SAN DIEGO	10,826	110-94	47-16	W
11/26	SEATTLE	11,769	113-103	19-4	W	2/15	NEW YORK	12,660	101-115	47-17	L
11/28	CHICAGO	12,660	102-101	20-4	W	2/17	GOLDEN STATE	11,433	118-109	48-17	W
11/29	@GOLDEN STATE	10,981	113-108	21-4	W	2/19	@DENVER	15,252	126-127	48-18	L
11/30	HOUSTON	11,163	117-114	22-4	W	2/20	@SEATTLE	21,407	111-112	48-19	L
12/2	@SAN ANTONIO	9,112	122-107	23-4	W	2/22	PHILADELPHIA	12,660	116-110	49-19	W
12/3	@KANSAS CITY	7,719	100-103	23-5	L	2/27	@PORTLAND	12,666	117-121	49-20	L
12/5	NEW JERSEY	11,876	88-90	23-6	L	3/1	@LA LAKERS	17,505	101-96	50-20	W
12/7	GOLDEN STATE	11,449	106-88	24-6	W	3/4	CLEVELAND	12,660	126-106	51-20	W
12/9	@CHICAGO	8,245	123-108	25-6	W	3/5	@UTAH	5,804	112-100	52-20	W
12/10	@INDIANA	9,140	90-102	25-7	L	3/6	PORTLAND	12,660	128-107	53-20	W
12/14	PORTLAND	10,180	110-116	25-8	L	3/8	@KANSAS CITY	8,260	68-105	53-21	L
12/17	DALLAS	10,247	115-102	26-8	W	3/10	@DALLAS	6,469	103-107	53-22	L
12/19	UTAH	10,813	108-90	27-8	W	3/18	LA LAKERS	12,660	126-114	54-22	W
12/21	@PORTLAND	12,666	111-100	28-8	W	3/21	@GOLDEN STATE	12,478	105-114	54-23	L
12/22	@SEATTLE	16,847	109-98	29-8	W	3/22	SEATTLE	11,657	107-91	55-23	W
12/23	DETROIT	11,225	113-104	30-8	W	3/24	@PORTLAND	12,666	111-120	55-24	L
12/25	SAN ANTONIO	12,660	131-111	31-8	W	3/25	KANSAS CITY	12,660	101-110	55-25	L
12/27	LA LAKERS	12,660	116-106	32-8	W	3/27	SAN DIEGO	12,660	124-100	56-25	W
12/30	BOSTON	12,660	97-116	32-9	L	3/29	UTAH	11,352	105-90	57-25	W

*Overtime

80-81 Final Statistics

PLAYER	G	GS	MIN	FGM-FGA	PCT	3 PT			ORB-DR	REB	AST	PF-DQ	STL	TO	BLK	PTS-AVG	
						FGM-FGA	PCT	FTM-FTA									PCT
ROBINSON	82	82	3088	647-1280	.505	0-0	—	249-396	.629	216-573	789	206	220-1	68	250	38	1543-18.8
JOHNSON	79	77	2615	532-1220	.436	11-51	.216	411-501	.820	160-203	363	291	244-2	136	208	61	1486-18.8
DAVIS	78	77	2182	593-1101	.539	7-17	.412	209-250	.836	63-137	200	302	192-3	97	222	12	1402-18.0
ADAMS	75	69	2054	458-870	.526	0-0	—	199-259	.768	157-389	546	344	226-2	106	226	69	1115-14.9
COOK	79	77	2192	286-616	.464	0-5	.000	100-155	.645	170-297	467	201	236-3	82	146	54	672-8.5
HIGH	81	10	1750	246-576	.427	2-24	.083	183-264	.693	89-139	228	202	251-2	129	188	26	677-8.4
MACY	82	0	1469	272-532	.511	12-51	.235	107-119	.899	44-88	132	160	120-0	76	95	5	663-8.1
KELLEY	81	13	1686	196-387	.506	0-2	.000	175-231	.758	131-310	441	282	210-0	79	209	63	567-7.0
SCOTT	82	5	1423	173-348	.497	1-6	.167	97-127	.764	101-167	268	114	124-0	60	77	70	444-5.4
KRAMER	82	0	1065	136-258	.527	0-1	.000	63-91	.692	77-155	232	88	132-0	35	67	17	335-4.1
NILES	44	0	231	48-138	.348	2-4	.500	17-37	.459	26-32	58	15	41-0	8	25	1	115-2.6
SUNS	82		19755	3587-7326	.490	35-161	.217	1810-2430	.745	1234-2490	3724	2205	1996-13	876	1733	416	9019-110.0
OPPONENTS	82		19755	3368-7221	.466	69-209	.330	1762-2383	.739	1160-2284	3444	1970	2116-26	912	1752	401	8567-104.5

Season Review 80-81

Season Review 81-82

RECORD
46-36

The Suns were dealt a crippling blow just days before the season opened when guard **Walter Davis** suffered a fractured elbow in the final preseason game. **Kyle Macy** joined **Dennis Johnson**, **Alvan Adams**, **Truck Robinson** and **Jeff Cook** in the Suns' opening night starting lineup. Seeking the right combinations and the proper chemistry, 1981-82 became a season of constant change and experimentation as Head Coach **John MacLeod** utilized 21 different starting units.

Alvin Scott supplanted Cook in the starting lineup and later in the season Scott was supplanted by Adams, who shifted from his normal center position to allow **Rich Kelley** into the starting lineup. Davis began his comeback in late December, but it became clear his elbow, still joined by surgical tension wires and screws, would keep him from reaching top form. He was used in a sixth man role most of the year.

With a month remaining in the season, the Suns found themselves embroiled in a heated Western Conference playoff race. The Suns finished the regular season with a 46-36 mark, good enough for third place in the NBA Pacific Division and a playoff berth. Phoenix opened postseason play by defeating Denver, 2-1, in a hard-fought series, winning the deciding game on the Nuggets' home court. In the Western Conference Semifinals, however, the Suns ran into a L.A. Lakers juggernaut and were swept by the Lakers (4-0) who went on to sweep San Antonio, then defeated Philadelphia to win the NBA Championship. Johnson was named to the NBA All-Defensive First Team and was the lone Suns representative at the midseason All-Star Game in New Jersey.



FRONT ROW: Assistant Coach John Wetzel, Dudley Bradley, Kyle Macy, Trainer Joe Proski (kneeling), Head Coach John MacLeod, Dennis Johnson, Walter Davis, Assistant Coach Al Bianchi.

BACK ROW: Leonard Robinson, Craig Dykema, Alvan Adams, Larry Nance, Rich Kelley, Jeff Cook, Alvin Scott, Joel Kramer.

2011-12 PHOENIX SUNS

DATE	OPPONENT	ATTEND.	SCORE	REC.	W/L	DATE	OPPONENT	ATTEND.	SCORE	REC.	W/L
10/30	@PORTLAND	12,666	95-103	0-1	L	2/3	GOLDEN STATE	11,185	88-90	24-18	L
10/31	@SEATTLE	33,014	84-94	0-2	L	2/4	@SAN ANTONIO	10,838	112-118	24-19	L
11/3	SAN ANTONIO	10,888	111-88	1-2	W	2/5	@HOUSTON	11,869	104-106	24-20	L
11/5	DALLAS	10,173	121-93	2-2	W	2/7	@MILWAUKEE	11,052	92-107	24-21	L
11/6	@LA LAKERS	13,665	101-99	3-2	W	2/10	BOSTON	14,660	112-110	25-21	W
11/7	@UTAH	8,318	87-95	3-3	L	2/12	ATLANTA	12,654	94-90	26-21	W
11/10	@DENVER	8,374	109-106	4-3	W	2/13	@UTAH	11,447	115-120	26-22	L
11/12	INDIANA	10,224	95-93	5-3	W	2/16	@CHICAGO	5,871	91-86	27-22	W
11/14	LA LAKERS	14,068	97-98	5-4	L	2/17	@KANSAS CITY	6,765	107-110	27-23	L
11/18	@ATLANTA	5,103	97-102	5-5	L	2/19	@NEW YORK	8,930	104-90	28-23	W
11/21	@DALLAS	8,268	110-88	6-5	W	2/21	@PHILADELPHIA	13,214	102-109	28-24	L
11/25	HOUSTON	11,947	128-114	7-5	W	2/24	CLEVELAND	11,292	131-97	29-24	W
11/27	CHICAGO	12,544	111-107	8-5	W	2/26	DENVER	12,683	131-122	30-24	W
12/1	SAN DIEGO	10,087	117-94	9-5	W	2/28	@SEATTLE	21,847	103-98	31-24	W
12/3	DENVER	10,165	137-109	10-5	W	3/2	@PORTLAND	12,666	108-119	31-25	L
12/5	UTAH	10,550	101-99	11-5	W	3/3	UTAH	10,080	115-102	32-25	W
12/8	@SAN DIEGO	4,459	110-121	11-6	L	3/5	KANSAS CITY	11,912	110-98	33-25	W
12/9	@GOLDEN STATE	8,785	127-134*	11-7	L	3/7	HOUSTON	11,727	92-94	33-26	L
12/10	PORTLAND	10,842	117-110	12-7	W	3/9	@WASHINGTON	7,331	103-95	34-26	W
12/12	WASHINGTON	10,482	98-105	12-8	L	3/10	@NEW JERSEY	13,393	105-113	34-27	L
12/15	@HOUSTON	9,213	95-99	12-9	L	3/11	@CLEVELAND	4,577	101-95	35-27	W
12/16	@KANSAS CITY	6,899	81-97	12-10	L	3/14	@BOSTON	15,320	92-105	35-28	L
12/18	@SAN ANTONIO	10,805	108-104	13-10	W	3/16	@HOUSTON	12,113	114-109	36-28	W
12/19	KANSAS CITY	11,257	95-87	14-10	W	3/17	DENVER	11,349	133-135*	36-29	L
12/23	GOLDEN STATE	10,623	118-103	15-10	W	3/21	SEATTLE	13,076	105-115	36-30	L
12/25	LA LAKERS	14,056	101-104	15-11	L	3/23	@GOLDEN STATE	11,044	91-95	36-31	L
12/26	@GOLDEN STATE	11,203	96-112	15-12	L	3/24	DALLAS	11,046	104-96	37-31	W
12/27	PHILADELPHIA	14,660	99-96	16-12	W	3/26	MILWAUKEE	13,730	113-112	38-31	W
12/30	PORTLAND	12,438	113-112	17-12	W	3/27	@DENVER	15,222	134-140**	38-32	L
1/2	SEATTLE	12,779	120-97	18-12	W	3/29	@UTAH	7,981	113-102	39-32	W
1/5	@INDIANA	7,446	82-87	18-13	L	3/31	SAN DIEGO	11,561	127-106	40-32	W
1/7	@DETROIT	5,290	110-94	19-13	W	4/2	@LA LAKERS	17,505	109-99	41-32	W
1/9	@DALLAS	10,238	101-105	19-14	L	4/4	KANSAS CITY	10,926	104-95	42-32	W
1/12	GOLDEN STATE	10,940	103-121	20-14	W	4/6	@SEATTLE	21,794	91-102	42-33	L
1/14	NEW YORK	12,188	90-89	21-14	W	4/8	PORTLAND	11,911	104-106	42-34	L
1/16	SAN DIEGO	12,885	106-87	22-14	W	4/9	@DALLAS	9,673	100-105	42-35	L
1/19	SAN ANTONIO	11,251	108-96	23-14	W	4/10	SEATTLE	11,488	116-99	43-35	W
1/22	NEW JERSEY	11,605	97-99	23-15	L	4/13	@SAN DIEGO	4,056	105-94	44-35	W
1/23	DETROIT	13,518	113-90	24-15	W	4/14	SAN ANTONIO	11,115	104-92	45-35	W
1/27	@SAN DIEGO	5,127	92-99	24-16	L	4/16	@PORTLAND	12,666	113-99	46-35	W
1/28	@LA LAKERS	14,623	87-97	24-17	L	4/18	LA LAKERS	14,660	115-120	46-36	L

*Overtime

81-82 Final Statistics

PLAYER	G	GS	MIN	FGM-FGA	PCT	3PT			OR-DR	REB	AST	PF-DQ	STL	TO	BLK	PTS-AVG	
						FGM-FGA	PCT	FTM-FTA									PCT
JOHNSON	80	77	2936	577-1228	.470	8-42	.190	399-495	.806	142-268	410	369	253-6	105	233	55	1561-19.5
ROBINSON	74	72	2745	579-1128	.513	1-1	1.000	255-371	.687	202-519	721	179	215-2	42	202	28	1414-19.1
ADAMS	79	75	2394	507-1027	.494	0-1	.000	182-233	.781	138-448	586	356	269-7	114	196	78	1196-15.1
DAVIS	55	12	1183	350-669	.523	3-16	.188	91-111	.820	21-82	103	162	104-1	46	112	3	794-14.4
MACY	82	72	2854	486-945	.514	39-100	.390	152-169	.899	78-183	261	384	185-1	143	125	9	1163-14.2
KELLEY	81	39	1895	236-505	.467	0-1	.000	167-223	.749	168-329	497	293	292-14	64	244	71	639-7.9
NANCE	80	0	1184	227-436	.521	0-1	.000	75-117	.641	95-161	256	82	169-2	42	104	71	529-6.6
SCOTT	81	38	1742	189-380	.497	0-2	.000	108-148	.730	97-197	294	149	169-0	59	98	70	486-6.0
BRADLEY	64	3	934	125-281	.445	1-4	.250	74-100	.740	30-57	87	80	115-0	78	71	10	325-5.1
COOK	76	22	787	151-358	.422	0-2	.000	89-134	.664	112-189	301	100	174-1	37	80	23	391-5.1
KRAMER	56	0	549	55-133	.414	0-0	—	33-42	.786	36-72	108	51	62-0	19	26	11	143-2.6
MCCULLOUGH	8	0	23	9-13	.692	0-0	—	3-5	.600	1-3	4	3	3-0	2	3	0	21-2.6
DYKEMA	32	0	102	17-37	.459	2-4	.500	7-9	.778	3-9	12	15	19-0	2	7	0	43-1.3
SUNS	82	19780	3508-7140	.491	54-174	.310	1635-2157	.758	1123-2517	3640	2223	2029-34	753	1528	429	8705-106.2	
OPPONENTS	82	19780	3350-7186	.466	51-200	.255	1671-2215	.754	1158-2366	3524	1949	2064-18	775	1391	360	8422-102.7	

Season Review 81-82

Season Review 82-83

The Suns were ready for change. They traded **Truck Robinson** to New York for forward **Maurice Lucas**. They installed second-year man **Larry Nance** at the small forward slot and welcomed back a healthy **Walter Davis** at guard. The only holdovers in the starting lineup from 1981-82 were center **Alvan Adams** and guard **Dennis Johnson**.

RECORD
53-29

As the season progressed, so did Nance. He finished the year by leading the Suns in field goal percentage (.550) and set a new franchise record for blocked shots in a season with 217.

In spite of their success, the Suns had a glaring weakness at backup center, where they juggled **Jeff Cook**, **Joel Kramer** and Lucas. With starting center Adams oversized at 6-9, the Suns needed help in the middle. Phoenix traded Cook, cash, a third-round draft pick in 1983 and other considerations to Cleveland in exchange for 7-1 center **James Edwards**, who was coming back after early season knee surgery.

Following the All-Star break, the Suns won 23 of the 30 games and finished the season as the hottest team in the league, winning six straight. Phoenix won 14 of its final 16 games and in the process matched its best-ever season road record (21-20). The Suns qualified for postseason play for the sixth-straight year and the seventh time in eight seasons, but were eliminated by Denver, 2-1, in the opening round.



FRONT ROW: Assistant Coach Al Bianchi, Head Coach John MacLeod, Kyle Macy, Walter Davis, Dennis Johnson, Johnny High, Trainer Joe Proski, Assistant Coach John Wetzel.

BACK ROW: Rory White, Alvin Scott, Maurice Lucas, Larry Nance, James Edwards, Alvan Adams, Charles Pittman, Joel Kramer, David Thirdkill.

2011-12 PHOENIX SUNS

DATE	OPPONENT	ATTEND.	SCORE	REC.	W/L	DATE	OPPONENT	ATTEND.	SCORE	REC.	W/L
10/29	@SAN DIEGO	5,063	113-99	1-0	W	1/21	INDIANA	11,857	117-118	26-16	L
10/31	@DENVER	8,893	110-114	1-1	L	1/23	@KANSAS CITY	7,065	102-92	27-16	W
11/2	PORTLAND	10,274	92-87	2-1	W	1/25	@ATLANTA	5,418	94-96	27-17	L
11/4	UTAH	10,095	119-104	3-1	W	1/26	@PHILADELPHIA	14,126	102-113	27-18	L
11/6	@DALLAS	12,780	112-100	4-1	W	1/28	@BOSTON	15,320	104-111	27-19	L
11/7	@SAN ANTONIO	9,448	100-101	4-2	L	1/29	@WASHINGTON	7,027	82-88	27-20	L
11/9	@HOUSTON	7,563	119-91	5-2	W	2/2	UTAH	9,468	112-96	28-20	W
11/10	KANSAS CITY	10,148	106-100	6-2	W	2/4	HOUSTON	10,541	115-99	29-20	W
11/12	CLEVELAND	9,876	94-81	7-2	W	2/6	@GOLDEN STATE	8,646	109-92	30-20	W
11/14	@PORTLAND	12,666	102-94	8-2	W	2/8	DALLAS	11,037	100-112	30-21	L
11/16	LA LAKERS	13,288	113-105	9-2	W	2/10	@SAN DIEGO	4,813	100-101	30-22	L
11/18	DENVER	9,640	107-118	9-3	L	2/16	K.C. @ST. LOUIS	6,078	111-102	31-22	W
11/20	ATLANTA	11,009	91-80	10-3	W	2/19	@DETROIT	25,253	101-112	31-23	L
11/24	WASHINGTON	9,764	93-106	10-4	L	2/20	@CLEVELAND	3,782	103-81	32-23	W
11/26	NEW JERSEY	11,678	110-99	11-4	W	2/22	MILWAUKEE	12,908	112-105	33-23	W
11/27	@KANSAS CITY	8,107	99-105	11-5	L	2/24	@UTAH	8,479	110-103	34-23	W
11/30	@GOLDEN STATE	6,759	98-110	11-6	L	2/25	@SEATTLE	13,688	106-101	35-23	W
12/2	PHILADELPHIA	14,660	108-116	11-7	L	2/26	BOSTON	14,660	101-103	35-24	L
12/4	SAN DIEGO	10,527	103-113	11-8	L	3/2	SAN ANTONIO	10,666	110-106	36-24	W
12/8	@LA LAKERS	13,763	86-89	11-9	L	3/4	GOLDEN STATE	13,027	109-102	37-24	W
12/10	HOUSTON	9,214	97-83	12-9	W	3/8	@DALLAS	9,529	99-120	37-25	L
12/12	@PORTLAND	12,666	94-99	12-10	L	3/9	@SAN ANTONIO	8,201	105-108	37-26	L
12/14	@SEATTLE	12,432	114-109*	13-10	W	3/12	@HOUSTON	6,835	105-94	38-26	W
12/16	GOLDEN STATE	9,141	94-98	13-11	L	3/15	CHICAGO	10,307	116-108	39-26	W
12/18	LA LAKERS	12,856	126-100	14-11	W	3/16	@LA LAKERS	16,060	95-104	39-27	L
12/21	@SAN ANTONIO	8,475	114-113	15-11	W	3/17	HOUSTON	9,069	125-99	40-27	W
12/23	DALLAS	10,261	125-106	16-11	W	3/19	DALLAS	13,181	115-112*	41-27	W
12/25	@UTAH	9,416	111-101	17-11	W	3/22	@DENVER	10,588	117-130	41-28	L
12/26	@SEATTLE	14,402	87-88	17-12	L	3/24	KANSAS CITY	10,087	112-95	42-28	W
12/28	PORTLAND	11,843	116-94	18-12	W	3/26	DENVER	13,143	124-110	43-28	W
12/30	DETROIT	11,343	115-98	19-12	W	3/29	UTAH	11,285	115-107	44-28	W
1/1	@DENVER	7,814	125-127	19-13	L	3/31	PORTLAND	10,915	106-89	45-28	W
1/2	SEATTLE	11,318	116-99	20-13	W	4/2	NEW YORK	12,643	115-108	46-28	W
1/4	@NEW YORK	7,766	97-85	21-13	W	4/5	GOLDEN STATE	9,033	126-106	47-28	W
1/6	@NEW JERSEY	10,673	93-94	21-14	L	4/7	LA LAKERS	14,660	108-117	47-29	L
1/7	@INDIANA	5,312	108-101	22-14	W	4/8	@PORTLAND	12,666	99-98	48-29	W
1/9	@MILWAUKEE	10,108	96-106	22-15	L	4/10	@LA LAKERS	16,545	101-95	49-29	W
1/11	@CHICAGO	5,234	109-96	23-15	W	4/12	@GOLDEN STATE	3,632	115-108	50-29	W
1/13	SEATTLE	13,536	102-99	24-15	W	4/13	SEATTLE	10,882	109-96	51-29	W
1/15	SAN DIEGO	12,697	114-101	25-15	W	4/15	@SAN DIEGO	3,049	113-101	52-29	W
1/19	SAN ANTONIO	11,004	118-113	26-15	W	4/17	SAN DIEGO	12,062	110-101	53-29	W

*Overtime

82-83 Final Statistics

PLAYER	G	GS	MIN	FGM-FGA	PCT	3PT			OR-DR	REB	AST	PF-DQ	STL	TO	BLK	PTS-AVG	
						FGM-FGA	PCT	FTM-FTA									PCT
DAVIS	80	79	2488	665-1289	.516	7-23	.304	184-225	.818	63-134	197	397	186-2	177	188	12	1521-19.0
NANCE	82	82	2911	588-1069	.550	1-3	.333	193-287	.672	239-471	710	197	254-4	99	190	217	1370-16.7
LUCAS	77	71	2587	495-1045	.474	1-3	.333	278-356	.781	201-598	799	219	274-5	56	221	43	1269-16.5
JOHNSON	77	74	2549	398-861	.462	5-31	.161	292-369	.791	92-243	335	388	204-1	97	204	39	1093-14.2
ADAMS	80	75	2448	477-981	.486	1-3	.333	180-217	.829	161-387	548	376	287-7	114	242	74	1135-14.2
EDWARDS(TOT)	31	9	667	128-263	.487	0-0	—	69-108	.639	56-99	155	40	110-5	12	49	19	325-10.5
EDWARDS(PHX)	16	1	285	55-113	.487	0-0	—	31-47	.660	19-40	59	27	49-2	5	19	5	141-8.8
MACY	82	9	1837	328-634	.517	23-76	.303	129-148	.872	41-124	165	278	130-0	64	90	8	808-9.9
WHITE	65	0	624	127-234	.543	0-1	.000	70-109	.642	47-58	105	30	54-0	16	51	2	324-5.0
SCOTT	81	9	1142	124-259	.479	0-2	.000	81-110	.736	60-164	224	97	133-0	48	64	31	329-4.1
THIROKILL	49	2	519	74-170	.435	1-7	.143	45-78	.577	28-44	72	36	93-1	19	48	4	194-4.0
HIGH	82	2	1156	100-217	.461	1-5	.200	63-136	.463	45-105	150	153	205-0	85	106	34	264-3.2
PITTMAN	28	0	171	19-40	.475	0-1	.000	25-37	.676	13-18	31	7	41-0	2	22	7	63-2.3
KRAMER	54	4	459	44-104	.423	0-1	.000	14-16	.875	41-47	88	37	63-0	15	22	6	102-1.9
COOK	45	2	549	61-142	.430	0-2	.000	41-54	.759	44-85	129	58	89-0	12	56	13	163-3.6
SUNS	82		19730	3555-7158	.497	40-158	.253	1626-2189	.743	1094-2518	3612	2300	2062-22	749	1545	495	8776-107.0
OPPONENTS	82		19730	3305-7265	.455	44-199	.221	1707-2268	.753	1210-2326	3536	1988	2039-30	712	1560	343	8361-102.0



Season Review 83-84

Due to a flood of injuries to such key players as **James Edwards, Rick Robey** and **Paul Westphal**, Suns Head Coach **John MacLeod** was forced to juggle his starters, searching for a consistency that did not materialize until late in the season.

RECORD
41-41

The Suns struggled on the road. Only their fine home court record (31-10) kept them in the playoff race until the late stages of the season, when they put together six-straight wins, their longest winning streak of the season.

Walter Davis returned to the Western Conference All-Star squad and **Larry Nance** won the NBA Slam Dunk Championship in Denver.

The Suns saved their most remarkable performances for the playoffs. They defeated Portland in a hard-fought five-game first-round series, winning the fifth and deciding game on the Trail Blazers' home court. They proceeded to upend Midwest Division Champion Utah in six games in the next round, highlighted by a remarkable 111-110 overtime win in Game 4 at the Veterans Memorial Coliseum. The Suns then took on the L.A. Lakers in the Western Conference Finals. The Suns staved off elimination with a 126-121 upset win in Los Angeles with a dogged performance in Game 5. The Suns were finally eliminated in Game 6, but only when their final shot didn't connect in a 99-97 nail-biter.



FRONT ROW: Head Coach John MacLeod, Trainer Joe Proski, Paul Westphal, Rod Foster, Kyle Macy, Assistant Coach John Wetzel, Assistant Coach Al Bianchi.

BACK ROW: Walter Davis, Charles Pittman, Alvan Adams, Larry Nance, James Edwards, Rick Robey, Maurice Lucas, Mike Sanders, Alvin Scott.

2011-12 PHOENIX SUNS

DATE	OPPONENT	ATTEND.	SCORE	REC.	W/L	DATE	OPPONENT	ATTEND.	SCORE	REC.	W/L
10/29	@DALLAS	11,019	103-120	0-1	L	1/24	@LA LAKERS	13,896	110-116	19-23	L
11/1	SEATTLE	9,733	93-103	0-2	L	1/26	@SAN DIEGO	4,806	101-119	19-24	L
11/3	SAN ANTONIO	9,166	142-120	1-2	W	2/1	PORTLAND	10,652	109-106	20-24	W
11/6	@PORTLAND	12,666	96-122	1-3	L	2/2	@UTAH	8,892	95-116	20-25	L
11/8	@SEATTLE	7,111	116-123	1-4	L	2/4	@GOLDEN STATE	10,278	104-107	20-26	L
11/10	@GOLDEN STATE	5,267	104-99	2-4	W	2/5	@PORTLAND	12,666	82-97	20-27	L
11/11	@LA LAKERS	15,316	105-119	2-5	L	2/7	SAN ANTONIO	9,323	138-131	21-27	W
11/13	GOLDEN STATE	9,206	113-98	3-5	W	2/9	ATLANTA	9,877	118-105	22-27	W
11/16	CLEVELAND	8,200	115-104	4-5	W	2/11	DALLAS	11,611	108-89	23-27	W
11/18	MILWAUKEE	12,066	94-109	4-6	L	2/14	@MILWAUKEE	8,958	83-92	23-28	L
11/19	@DALLAS	14,710	107-116	4-7	L	2/15	@CLEVELAND	4,096	90-104	23-29	L
11/22	@HOUSTON	9,105	96-118	4-8	L	2/17	@DALLAS	12,882	123-129	23-30	L
11/23	NEW JERSEY	9,031	108-110	4-9	L	2/18	@HOUSTON	11,482	126-102	24-30	W
11/25	CHICAGO	10,269	120-94	5-9	W	2/21	@SAN ANTONIO	10,397	114-111*	25-30	W
11/26	@DENVER	6,500	104-107	5-10	L	2/23	@KANSAS CITY	11,209	107-95	26-30	W
11/29	UTAH @LAS VEGAS	7,143	110-114	5-11	L	2/24	DENVER	12,393	100-117	26-31	L
11/30	KANSAS CITY	8,507	118-120	5-12	L	2/26	BOSTON	14,660	109-116	26-32	L
12/2	UTAH	10,295	113-116	5-13	L	2/28	UTAH	10,899	113-100	27-32	W
12/4	@SAN ANTONIO	7,941	122-106	6-13	W	2/29	@SAN DIEGO	4,843	95-102	27-33	L
12/6	@ATLANTA	5,026	88-95	6-14	L	3/1	PHILADELPHIA	14,660	112-100	28-33	W
12/8	NEW YORK	10,254	120-97	7-14	W	3/3	SAN ANTONIO	10,875	120-106	29-33	W
12/10	SAN DIEGO	9,814	109-93	8-14	W	3/7	HOUSTON	9,758	123-110	30-33	W
12/13	@HOUSTON	8,870	110-129	8-15	L	3/9	INDIANA	9,506	130-110	31-33	W
12/15	LA LAKERS	10,624	114-104	9-15	W	3/11	@BOSTON	15,320	109-117	31-34	L
12/17	KANSAS CITY	9,338	119-99	10-15	W	3/13	@NEW YORK	8,764	96-117	31-35	L
12/20	@GOLDEN STATE	6,329	109-95	11-15	W	3/14	@NEW JERSEY	13,044	102-108	31-36	L
12/21	PORTLAND	9,896	112-116	11-16	L	3/16	@WASHINGTON	8,193	110-109*	32-36	W
12/23	@SAN DIEGO	4,145	121-115	12-16	W	3/17	@PHILADELPHIA	14,447	112-131	32-37	L
12/26	DENVER	12,104	140-133*	13-16	W	3/20	DENVER	10,389	146-120	33-37	W
12/28	GOLDEN STATE	10,506	128-105	14-16	W	3/21	@SEATTLE	8,492	102-104	33-38	L
12/30	HOUSTON	13,617	121-110	15-16	W	3/23	@PORTLAND	12,666	98-124	33-39	L
1/3	@CHICAGO	5,112	97-102	15-17	L	3/24	DETROIT	13,328	109-120	33-40	L
1/4	@DETROIT	7,577	114-128	15-18	L	3/27	SAN DIEGO	12,914	116-109	34-40	W
1/6	@INDIANA	9,118	88-104	15-19	L	3/29	GOLDEN STATE	9,027	124-119*	35-40	W
1/7	@KANSAS CITY	9,495	98-100	15-20	L	3/31	LA LAKERS	13,032	97-119	35-41	L
1/10	@UTAH	10,720	98-107	15-21	L	4/3	KANSAS CITY	13,627	113-109	36-41	W
1/11	SAN DIEGO	9,943	129-104	16-21	W	4/6	SEATTLE	12,070	117-108	37-41	W
1/13	@SEATTLE	11,690	99-103	16-22	L	4/8	@DENVER	15,108	126-121	38-41	W
1/15	WASHINGTON	10,597	110-101	17-22	W	4/10	PORTLAND	9,768	100-88	39-41	W
1/19	LA LAKERS	12,062	138-123	18-22	W	4/12	DALLAS	9,576	119-118	40-41	W
1/21	SEATTLE	12,530	131-102	19-22	W	4/15	@LA LAKERS	14,461	123-114	41-41	W

*Overtime

83-84 Final Statistics

PLAYER	G	GS	MIN	FGM-FGA	PCT	3 PT			OR-DR	REB	AST	PF-DQ	STL	TO	BLK	PTS-AVG	
						FGM-FGA	PCT	FTM-FTA									PCT
DAVIS	78	70	2546	652-1274	.512	20-87	.230	233-270	.863	38-164	202	429	202-0	107	213	12	1557-20.0
NANCE	82	82	2899	601-1044	.576	0-7	.000	249-352	.707	227-451	678	214	274-5	86	177	173	1451-17.7
LUCAS	75	69	2309	451-908	.497	0-5	.000	293-383	.765	208-517	725	203	235-2	55	177	39	1195-15.9
EDWARDS	72	67	1897	438-817	.536	0-1	.000	183-254	.720	108-240	348	184	254-3	23	140	30	1059-14.7
MACY	82	45	2402	357-713	.501	23-70	.329	95-114	.833	49-137	186	353	181-0	123	116	6	832-10.1
ADAMS	70	13	1452	269-582	.462	0-4	.000	132-160	.825	118-201	319	219	195-1	73	117	32	670-9.6
FOSTER	80	34	1424	260-580	.448	22-84	.262	122-155	.787	39-81	120	172	193-0	54	108	9	664-8.3
WHITE	22	2	308	69-144	.479	0-0	—	24-42	.571	30-32	62	14	25-0	13	18	2	162-7.4
WESTPHAL	59	2	865	144-313	.460	7-26	.269	117-142	.824	8-35	43	148	69-0	41	77	6	412-7.0
ROBEY	61	4	856	140-257	.545	1-1	1.00	61-88	.693	80-118	198	65	120-0	20	77	14	342-5.6
PITTMAN	69	8	989	126-209	.603	0-2	.000	69-101	.683	76-138	214	70	129-1	16	81	22	321-4.7
SANDERS	50	0	586	97-203	.478	0-0	—	29-42	.690	40-63	103	44	101-0	23	44	12	223-4.5
SCOTT	65	5	735	55-124	.444	1-2	.500	56-72	.778	29-71	100	48	85-0	19	42	20	167-2.6
HIGH	29	9	512	18-52	.346	0-2	.000	10-29	.345	16-50	66	51	84-1	40	38	11	46-1.6
SUNS	82		19780	3677-7220	.509	74-291	.254	1673-2204	.759	1066-2298	3364	2214	2147-13	693	1451	388	9101-111.0
OPPONENTS	82		19780	3509-7061	.497	54-219	.247	1956-2540	.770	1065-2333	3398	2059	2038-24	675	1480	298	9028-110.1

Season Review 83-84

Season Review 84-85

RECORD
36-46

The addition of promising rookie guard **Jay Humphries** gave the Suns renewed hope for the season. The optimism proved fleeting however, when the Suns' leading scorer and five-time All-Star **Walter Davis** crashed to the Inglewood Forum floor on October 9 during a preseason game. Davis would miss the first two-thirds of the season with three torn ligaments in his left knee and would never regain full mobility during a courageous comeback attempt.

Rick Robey, **Mike Sanders**, **Kyle Macy** and **Larry Nance** also would miss considerable time due to injury, bringing the Suns total player games missed for the year to 266.

The Suns jumped out to a surprising 5-0 start, the best beginning in the history of the franchise. It was Nance who assumed the leadership role with Davis gone, leading the club in scoring (19.9) and virtually every other statistical category. Nance was named the NBA's first Player of the Week for the season. He would go on to make his first appearance in an NBA All-Star Game.

The Suns ranked second in the NBA in assists (2,335) dishing out more than 2,000 for the 10th year in a row. They qualified for the playoffs, but were knocked out 3-0 in the first round by the L.A. Lakers.

The Suns averaged 12,035 fans per game, setting a new attendance record for the franchise, breaking the old mark of 11,883 per game set during the 1981-82 campaign.

The Suns ended the regular season with "Suns Reunion '85," bringing back 24 former Suns players and coaches to participate in a weekend of Suns nostalgia, capped by an exhibition basketball game.



FRONT ROW: Assistant Coach John Wetzel, Head Coach John MacLeod, Kyle Macy, Michael Holton, Walter Davis, Jay Humphries, Rod Foster, Assistant Coach Al Bianchi, Trainer Joe Proski.

BACK ROW: Mike Sanders, Charles Pittman, Alvan Adams, Larry Nance, James Edwards, Rick Robey, Maurice Lucas, Charles Jones, Alvin Scott.

2011-12 PHOENIX SUNS

DATE	OPPONENT	ATTEND.	SCORE	REC.	W/L	DATE	OPPONENT	ATTEND.	SCORE	REC.	W/L
10/26	@GOLDEN STATE	6,547	122-114	1-0	W	1/19	@SAN ANTONIO	10,580	100-106	21-21	L
10/28	@SEATTLE	5,361	102-87	2-0	W	1/22	@HOUSTON	12,126	97-101	21-22	L
10/30	LA CLIPPERS	13,663	99-96	3-0	W	1/23	@ATLANTA	7,195	100-101	21-23	L
11/1	PORTLAND	14,660	139-130***	4-0	W	1/26	@WASHINGTON	10,215	105-110*	21-24	L
11/3	@DALLAS	16,657	105-93	5-0	W	1/29	@DENVER	8,228	100-128	21-25	L
11/6	@PORTLAND	12,666	99-116	5-1	L	1/30	NEW YORK	11,572	110-93	22-25	W
11/8	CLEVELAND	10,641	112-111	6-1	W	2/3	SEATTLE	12,019	120-109	23-25	W
11/10	ATLANTA	12,424	107-114	6-2	L	2/5	DENVER	12,554	108-103	24-25	W
11/13	@DENVER	6,702	110-122	6-3	L	2/7	INDIANA	11,106	105-97	25-25	W
11/14	NEW JERSEY	10,327	98-86	7-3	W	2/12	@HOUSTON	12,043	114-126	25-26	L
11/16	MILWAUKEE	12,988	118-106	8-3	W	2/14	@SAN ANTONIO	7,948	102-131	25-27	L
11/17	@UTAH	9,793	94-108	8-4	L	2/15	@DALLAS	17,007	126-103	26-27	W
11/20	@LA LAKERS	13,792	108-130	8-5	L	2/17	@INDIANA	11,915	115-97	27-27	W
11/21	LA LAKERS	12,671	97-102	8-6	L	2/18	@DETROIT	11,369	103-122	27-28	L
11/23	PHILADELPHIA	14,660	117-119*	8-7	L	2/20	HOUSTON	13,159	122-126	27-29	L
11/25	@LA CLIPPERS	6,134	109-114	8-8	L	2/22	SAN ANTONIO	12,258	111-118	27-30	L
11/27	UTAH	9,621	115-102	9-8	W	2/24	@DENVER	15,987	107-117	27-31	L
11/29	CHICAGO	12,713	100-95	10-8	W	2/26	@KANSAS CITY	3,451	103-110	27-32	L
12/1	GOLDEN STATE	11,051	115-103	11-8	W	2/28	LA LAKERS	14,660	117-105	28-32	W
12/3	@SEATTLE	5,401	96-108	11-9	L	3/2	KANSAS CITY	14,502	114-111	29-32	W
12/4	@PORTLAND	12,666	104-112	11-10	L	3/4	DALLAS	11,255	99-107	29-33	L
12/7	KANSAS CITY	10,306	121-113	12-10	W	3/7	SAN ANTONIO	11,450	119-117	30-33	W
12/8	@GOLDEN STATE	6,192	102-98	13-10	W	3/9	GOLDEN STATE	12,730	115-118	30-34	L
12/11	HOUSTON	12,301	120-112	14-10	W	3/12	@NEW YORK	8,409	123-119	31-34	W
12/13	WASHINGTON	10,524	116-86	15-10	W	3/13	@BOSTON	14,890	106-123	31-35	L
12/15	@SAN ANTONIO	8,413	111-120	15-11	L	3/15	@CHICAGO	8,625	97-103	31-36	L
12/18	@KANSAS CITY	4,498	116-127	15-12	L	3/16	@MILWAUKEE	11,052	96-125	31-37	L
12/21	@LA LAKERS	14,764	105-119	15-13	L	3/19	LA LAKERS	13,473	112-130	31-38	L
12/22	PORTLAND	11,144	110-108	16-13	W	3/21	PORTLAND	10,499	114-104	32-38	W
12/26	BOSTON	14,660	114-119	16-14	L	3/23	@GOLDEN STATE	6,655	109-123	32-39	L
12/28	DALLAS	13,534	111-125	16-15	L	3/26	DETROIT	11,640	93-119	32-40	L
12/30	@LA CLIPPERS	11,019	117-109	17-15	W	3/28	@LA CLIPPERS	8,705	110-116	32-41	L
1/2	@KANSAS CITY	3,582	115-107	18-15	W	3/30	LA CLIPPERS	10,099	114-123	32-42	L
1/4	@NEW JERSEY	9,321	98-105	18-16	L	3/31	@LA LAKERS	15,922	98-123	32-43	L
1/5	@CLEVELAND	4,631	106-111	18-17	L	4/2	SEATTLE	9,742	119-109	33-43	W
1/7	@PHILADELPHIA	12,014	99-100	18-18	L	4/4	DENVER	12,672	103-110	33-44	L
1/9	SEATTLE	10,476	94-88	19-18	W	4/6	@UTAH	9,476	94-105	33-45	L
1/11	LA CLIPPERS	11,034	84-98	19-19	L	4/7	@SEATTLE	5,672	125-110	34-45	W
1/12	UTAH	13,297	109-94	20-19	W	4/9	@PORTLAND	12,666	100-116	34-46	L
1/16	DALLAS	10,420	98-95	21-19	W	4/12	UTAH	11,264	96-92	35-46	W
1/18	HOUSTON	13,556	101-112	21-20	L	4/14	GOLDEN STATE	10,121	124-111	36-46	W

*Overtime

84-85 Final Statistics

PLAYER	G	GS	MIN	FGM-FGA	PCT	3PT			OR-DR	REB	AST	PF-DQ	STL	TO	BLK	PTS-AVG	
						FGM-FGA	PCT	FTM-FTA									PCT
NANCE	61	—	2202	515-877	.587	1-2	.500	180-254	.709	195-341	536	159	185-2	88	136	104	1211-19.9
DAVIS	23	—	570	139-309	.450	3-10	.300	64-73	.877	6-29	35	98	42-0	18	50	0	345-15.0
EDWARDS	70	—	1787	384-766	.501	0-3	.000	276-370	.746	95-292	387	153	237-5	26	162	52	1044-14.9
ADAMS	82	—	2136	476-915	.520	0-0	—	250-283	.883	153-347	500	308	254-2	115	197	48	1202-14.7
LUCAS	63	—	1670	346-727	.476	0-4	.000	150-200	.750	138-419	557	145	183-0	39	151	17	842-13.4
MACY	65	—	2018	282-582	.485	23-85	.271	127-140	.907	33-146	179	380	128-0	85	111	3	714-11.0
SANDERS	21	—	418	85-175	.486	0-0	—	45-59	.763	38-51	89	29	59-0	23	34	4	215-10.2
FOSTER	79	—	1318	286-636	.450	41-126	.325	83-110	.755	27-53	80	186	171-1	61	117	0	696-8.8
HUMPHRIES	80	—	2062	279-626	.446	4-20	.200	141-170	.829	32-132	164	350	209-2	107	167	8	703-8.8
HOLTON	74	—	1761	257-576	.446	14-45	.311	96-118	.814	30-102	132	198	141-0	59	123	6	624-8.4
JONES	78	—	1565	236-454	.520	0-4	.000	182-281	.648	139-255	394	128	149-0	45	143	61	654-8.4
PITTMAN	68	—	1001	107-227	.471	0-2	.000	109-146	.747	90-137	227	69	144-1	20	100	21	323-4.8
SCOTT	77	—	1238	111-259	.429	1-5	.200	53-74	.716	46-115	161	127	125-0	39	60	25	276-3.6
ROBEY	4	—	48	2-9	.222	0-0	—	1-2	.500	3-5	8	5	7-0	2	8	0	5-1.3
YOUNG	2	—	11	2-6	.333	0-1	.000	0-0	.000	1-1	2	0	0-0	0	0	0	4-2.0
SUNS	82		19805	3507-7144	.491	87-307	.283	1757-2280	.771	1026-2425	3451	2335	2034-13	727	1583	349	8858-108.0
OPPONENTS	82		19805	3605-7309	.493	65-224	.290	1756-2295	.765	1125-2416	3541	2181	2019-25	771	1468	410	9031-110.1

Season Review 84-85

Season Review 85-86


In the weeks preceding the opener, the Suns confirmed their desire to go with youth and speed by trading veteran **Maurice Lucas** to the Los Angeles Lakers and allowing **Kyle Macy** to sign with Chicago. All-Star forward **Larry Nance** was a contract holdout throughout training camp and preseason before coming to terms one game into the regular season. Opening night's starting lineup consisted of **Jay Humphries** and **Walter Davis** at guard, **Alvan Adams** at center, with **Mike Sanders** and **Charles Jones** at forward.

RECORD
32-50

Phoenix got off to the then worst start in franchise history, going 0-9. During that period, the Suns successfully negotiated for the services of **Georgi Glouchkov**, a center from the Bulgarian National Team, who became the first Eastern Bloc player to play in the NBA. At first, Glouchkov captured national media attention, as well as the affection of Phoenix fans, but communication difficulty, not to mention achilles tendinitis, would drastically curtail his playing time as the season progressed.

Both Davis and Adams passed the 12,000-point plateau for their NBA careers with Davis taking over the Suns all-time scoring lead. Davis led the team in scoring (21.8), while Nance became the club's top rebounder (8.5). For the first time in their history, the Suns did not place a player on the squad for the NBA All-Star Game.

The Suns attendance held its own for the season, with an average of 11,121 per game. The Suns could never recover from their 0-9 beginning and finished the year 32-50, failing to make the playoffs for the first time in nine seasons.



FRONT ROW: Assistant Coach John Wetzel, Head Coach John MacLeod, Rod Foster, Walter Davis, Bernard Thompson, Mike Sanders, Jay Humphries, Assistant Coach Al Bianchi, Trainer Joe Proski.

BACK ROW: Charles Pittman, Alvan Adams, Larry Nance, James Edwards, Nick Vanos, Rick Robey, Georgi Glouchkov, Ed Pinckney, Charles Jones.

2011-12 PHOENIX SUNS

DATE	OPPONENT	ATTEND.	SCORE	REC.	W/L	DATE	OPPONENT	ATTEND.	SCORE	REC.	W/L
10/25	@PORTLAND	12,666	123-128*	0-1	L	1/25	@CHICAGO	10,634	114-133	15-27	L
10/29	DENVER	12,855	127-142	0-2	L	1/28	PORTLAND	9,931	136-130	16-27	W
10/31	LA LAKERS	11,661	107-144	0-3	L	1/29	@LA CLIPPERS	6,058	118-108	17-27	W
11/1	@UTAH	11,124	110-121	0-4	L	1/31	NEW YORK	13,710	112-117	17-28	L
11/6	ATLANTA	9,805	106-114	0-5	L	2/1	@SAN ANTONIO	6,993	112-111	18-28	W
11/8	@BOSTON	14,890	101-125	0-6	L	2/4	GOLDEN STATE	9,930	127-118	19-28	W
11/9	@INDIANA	10,168	105-127	0-7	L	2/6	LA CLIPPERS	10,207	116-104	20-28	W
11/12	@NEW YORK	12,220	93-103	0-8	L	2/11	@LA CLIPPERS	5,451	112-120	20-29	L
11/13	@ATLANTA	4,604	101-108	0-9	L	2/12	LA LAKERS	12,048	100-126	20-30	L
11/15	SEATTLE	9,959	117-99	1-9	W	2/14	DENVER	11,249	112-95	21-30	W
11/16	@GOLDEN STATE	12,896	105-118	1-10	L	2/17	BOSTON	14,519	108-101	22-30	W
11/19	@DALLAS	16,344	119-123	1-11	L	2/18	@SAN ANTONIO	7,835	114-120	22-31	L
11/20	SAN ANTONIO	8,984	121-100	2-11	W	2/21	SACRAMENTO	12,345	110-118	22-32	L
11/22	NEW JERSEY	10,191	96-104	2-12	L	2/22	@UTAH	12,534	97-105	22-33	L
11/24	MILWAUKEE	10,916	138-140*	2-13	L	2/25	@DENVER	11,493	99-112	22-34	L
11/26	@SACRAMENTO	10,333	107-111	2-14	L	2/26	PORTLAND	10,323	113-112	23-34	W
11/27	PORTLAND	9,884	93-110	2-15	L	2/28	@LA LAKERS	17,505	103-115	23-35	L
11/29	HOUSTON	11,761	126-110	3-15	W	3/1	LA LAKERS	14,013	123-106	24-35	W
12/3	@HOUSTON	11,930	112-118	3-16	L	3/3	DALLAS	10,135	138-139**	24-36	L
12/4	CHICAGO	10,369	100-99	4-16	W	3/5	CLEVELAND	9,725	100-115	24-37	L
12/6	UTAH	9,021	111-92	5-16	W	3/7	UTAH	12,788	103-105	24-38	L
12/11	@GOLDEN STATE	6,795	123-113	6-16	W	3/9	@NEW JERSEY	15,543	111-115	24-39	L
12/12	@LA LAKERS	14,558	102-127	6-17	L	3/10	@DETROIT	10,758	120-109	25-39	W
12/14	@LA CLIPPERS	5,889	114-92	7-17	W	3/12	@MILWAUKEE	10,895	127-126*	26-39	W
12/17	@SEATTLE	7,313	104-99	8-17	W	3/16	@GOLDEN STATE	6,944	112-130	26-40	L
12/19	SACRAMENTO	9,429	107-106	9-17	W	3/18	@HOUSTON	14,849	109-112	26-41	L
12/21	GOLDEN STATE	10,140	115-98	10-17	W	3/19	SACRAMENTO	10,676	108-104	27-41	W
12/26	DALLAS	11,134	98-105	10-18	L	3/21	DETROIT	13,406	105-103	28-41	W
12/28	PHILADELPHIA	14,519	98-100	10-19	L	3/22	@UTAH	11,463	109-119	28-42	L
1/3	@PORTLAND	12,666	104-133	10-20	L	3/26	SEATTLE	10,809	120-107	29-42	W
1/5	@SEATTLE	5,679	114-97	11-20	W	3/28	LA CLIPPERS	11,489	96-107	29-43	L
1/8	WASHINGTON	11,181	109-97	12-20	W	3/30	@SEATTLE	5,416	89-103	29-44	L
1/10	@DALLAS	17,007	104-117	12-21	L	4/1	@DALLAS	17,007	98-128	29-45	L
1/11	INDIANA	11,175	128-99	13-21	W	4/2	GOLDEN STATE	10,383	110-101	30-45	W
1/13	SAN ANTONIO	11,024	121-98	14-21	W	4/4	HOUSTON	13,112	89-112	30-46	L
1/14	@LA LAKERS	14,615	122-143	14-22	L	4/5	@SACRAMENTO	10,333	100-119	30-47	L
1/17	SEATTLE	11,547	103-100	15-22	W	4/7	DENVER	9,185	123-131	30-48	L
1/18	@PORTLAND	12,666	87-112	15-23	L	4/9	SAN ANTONIO	9,384	102-114	30-49	L
1/20	@CLEVELAND	9,034	93-108	15-24	L	4/10	@DENVER	12,292	113-115	30-50	L
1/22	@PHILADELPHIA	11,787	111-118	15-25	L	4/12	@HOUSTON	16,016	110-92	31-50	W
1/23	@WASHINGTON	4,973	112-114	15-26	L	4/13	LA CLIPPERS	10,217	118-99	32-50	W

*Overtime

85-86 Final Statistics

PLAYER	G	GS	MIN	FGM-FGA	PCT	3 PT			OR-DR	REB	AST	PF-DQ	STL	TO	BLK	PTS-AVG	
						FGM-FGA	PCT	FTM-FTA									PCT
DAVIS	70	62	2239	624-1287	.485	18-76	.237	257-305	.843	54-149	203	361	153-1	99	219	3	1523-21.8
NANCE	73	69	2484	582-1001	.581	0-8	.000	310-444	.698	169-449	618	240	247-6	70	210	130	1474-20.2
EDWARDS	52	51	1314	318-587	.542	0-0	—	212-302	.702	79-222	301	74	200-5	23	128	29	848-16.3
HUMPHRIES	82	82	2733	352-735	.479	4-29	.138	197-257	.767	56-204	260	526	222-1	132	190	9	905-11.0
SANDERS	82	5	1644	347-676	.513	3-15	.200	208-257	.809	104-169	273	150	236-3	76	143	31	905-11.0
ADAMS	78	45	2005	341-679	.502	0-2	.000	159-203	.783	148-329	477	324	272-7	103	206	46	841-10.8
PINCKNEY	80	24	1602	255-457	.558	0-2	.000	171-254	.673	95-213	308	90	190-3	71	148	37	681-8.5
THOMPSON	61	20	1281	195-399	.489	0-2	.000	127-157	.809	58-83	141	132	151-0	51	90	10	517-8.5
TONEY(PHX)	10	0	206	26-59	.441	3-10	.300	20-30	.667	3-20	23	26	18-0	5	19	0	75-7.5
PITTMAN	69	17	1132	127-218	.583	0-0	—	99-141	.702	99-147	246	58	140-2	37	107	23	353-5.1
VANOS	11	0	202	23-72	.319	0-0	—	8-23	.348	21-39	60	16	34-0	2	20	5	54-4.9
GLOUCHKOV	49	16	772	84-209	.402	1-1	1.00	70-122	.574	31-132	163	32	124-0	26	76	25	239-4.9
JONES	43	18	742	75-164	.457	0-1	.000	50-98	.510	65-128	193	52	87-0	32	57	25	200-4.7
DURRANT	4	0	51	8-21	.381	0-0	—	1-4	.250	2-6	8	5	10-0	3	4	0	17-4.3
FOSTER	48	0	704	85-218	.390	9-32	.281	23-32	.719	9-49	58	121	77-0	22	61	1	202-4.2
ROBEY	46	1	629	72-191	.377	0-3	.000	33-48	.688	40-108	148	58	92-1	19	66	5	177-3.8
HOLTON	4	0	65	4-20	.200	0-2	.000	4-6	.667	1-2	3	7	7-0	2	4	0	12-3.0
SUNS	82		19805	3518-6993	.503	38-183	.208	1949-2683	.726	1034-2449	3483	2272	2260-29	773	1763	379	9023-110.0
OPPONENTS	82		19805	3569-7307	.488	89-279	.319	2041-2692	.758	1137-2265	3402	2149	2216-25	841	1515	466	9268-113.0

Season Review 85-86


Season Review 86-87

The Suns opened the season with **Larry Nance** and **Ed Pinckney** at forward, **Alvan Adams** at center and **Walter Davis** and **Jay Humphries** at guard.

That unit would start 26 of the Suns' 82 games, but 19 other starting combinations would get a shot along the way. Phoenix had five rookies on the club including **William Bedford**, the team's first-round pick (sixth overall), diamond-in-the-rough **Jeff Hornacek**, **Rafael Addison**, **Grant Gondrezick** and **Kenny Gattison**. The Suns' 12-12 record in mid-December would be the last time they would be at .500.

On February 26, after consecutive losses to the L.A. Lakers and their record at 22-34, the Suns released their head coach of 13-plus seasons, **John MacLeod**, replacing him with interim Head Coach **Dick Van Arsdale**.

Under Van Arsdale, the Suns halted their skid, going 14-12 over the season's final 26 games. During the final two weeks, the Suns won nine of their last 10 games and 12 of their last 15. They won nine straight at home to end the season. Davis led the team in scoring with a 23.6 average while Nance chipped in 22.5 points per game. Davis also made his sixth appearance in the All-Star Game.

RECORD
36-46


FRONT ROW: Assistant Coach John Wetzel, Kenny Gattison, Alvan Adams, James Edwards, Nick Vanos, William Bedford, Larry Nance, Head Coach Dick Van Arsdale.

BACK ROW: Jeff Hornacek, Grant Gondrezick, Mike Sanders, Bernard Thompson, Ed Pinckney, Rafael Addison, Walter Davis, Jay Humphries, Trainer Joe Proski.

2011-12 PHOENIX SUNS

DATE	OPPONENT	ATTEND.	SCORE	REC.	W/L	DATE	OPPONENT	ATTEND.	SCORE	REC.	W/L
10/31	GOLDEN STATE	11,615	127-123	1-0	W	1/24	@INDIANA	10,750	104-103	17-25	W
11/1	@LA CLIPPERS	7,805	111-117	1-1	L	1/26	DETROIT	10,756	120-118*	18-25	W
11/4	PORTLAND	11,624	126-120	2-1	W	1/28	GOLDEN STATE	9,939	131-104	19-25	W
11/7	@ATLANTA	7,061	86-106	2-2	L	1/30	LA LAKERS	14,471	102-114	19-26	L
11/8	@CHICAGO	15,122	96-101	2-3	L	1/31	@SEATTLE	9,344	112-118*	19-27	L
11/11	@NEW YORK	10,987	105-111	2-4	L	2/3	@PORTLAND	12,666	103-117	19-28	L
11/12	@DETROIT	10,366	100-108	2-5	L	2/5	DENVER	10,529	113-100	20-28	W
11/14	PHILADELPHIA	14,519	127-97	3-5	W	2/10	@UTAH	12,212	102-98	21-28	W
11/15	@SAN ANTONIO	6,640	116-109	4-5	W	2/11	INDIANA	10,378	105-121	21-29	L
11/19	NEW JERSEY	9,851	111-101	4-5	W	2/13	UTAH	12,375	105-98	22-29	W
11/21	DALLAS	10,182	122-130*	5-6	L	2/16	WASHINGTON	11,533	110-124	22-30	L
11/22	@DENVER	12,817	120-132	5-7	L	2/19	PORTLAND	10,651	108-124	22-31	L
11/25	@SACRAMENTO	9,382	102-123	5-8	L	2/21	MILWAUKEE	14,471	107-115	22-32	L
11/26	ATLANTA	11,123	120-106	6-8	W	2/24	LA LAKERS	12,686	93-97	22-33	L
11/28	SEATTLE	10,462	104-117	6-9	L	2/25	@LA LAKERS	16,416	91-99	22-34	L
12/2	NEW YORK	10,284	124-100	7-9	W	2/28	SEATTLE	13,338	105-112	22-35	L
12/5	CHICAGO	14,519	114-112	8-9	W	3/2	@DALLAS	17,007	112-135	22-36	L
12/6	@LA CLIPPERS	6,296	111-109	9-9	W	3/5	CLEVELAND	11,163	126-102	23-36	W
12/9	@GOLDEN STATE	7,059	109-94	10-9	W	3/7	SACRAMENTO	12,037	105-102	24-36	W
12/10	HOUSTON	10,535	109-117	10-10	L	3/9	@MILWAUKEE	11,052	110-118	24-37	L
12/12	@DENVER	9,382	116-128	10-11	L	3/11	@BOSTON	14,890	109-118	24-38	L
12/13	DENVER	11,076	123-110	11-11	W	3/12	@CLEVELAND	6,643	109-116	24-39	L
12/16	@HOUSTON	16,016	106-102	12-11	W	3/14	@SAN ANTONIO	7,791	108-121	24-40	L
12/17	@SAN ANTONIO	4,754	81-94	12-12	L	3/18	HOUSTON	11,971	91-113	24-41	L
12/19	SEATTLE	10,433	106-108	12-13	L	3/20	@PORTLAND	12,666	105-134	24-42	L
12/20	@SACRAMENTO	10,333	114-122	12-14	L	3/21	GOLDEN STATE	13,060	102-105	24-43	L
12/23	DALLAS	10,123	120-119	13-14	W	3/24	LA LAKERS	12,907	108-93	25-43	W
12/26	BOSTON	14,519	112-122	13-15	L	3/26	@SACRAMENTO	10,333	115-124	25-44	W
12/27	@DALLAS	17,007	97-123	13-16	L	3/27	LA CLIPPERS	10,153	130-117	26-44	W
12/30	@PORTLAND	12,666	105-120	13-17	L	3/31	@UTAH	12,212	95-110	26-45	L
1/2	@LA LAKERS	17,505	118-155	13-18	L	4/1	HOUSTON	11,122	117-104	27-45	W
1/4	@GOLDEN STATE	6,266	104-101	14-18	W	4/3	UTAH	10,326	112-98	28-45	W
1/6	@SEATTLE	5,764	108-138	14-19	L	4/4	@LA CLIPPERS	8,305	128-123*	29-45	W
1/9	SAN ANTONIO	12,625	100-115	14-20	L	4/6	DALLAS	9,752	118-110*	30-45	W
1/10	@DENVER	13,661	120-127*	14-21	L	4/7	@SEATTLE	6,585	127-125*	31-45	W
1/13	@HOUSTON	16,016	100-118	14-22	L	4/9	PORTLAND	9,438	128-122	32-45	W
1/15	UTAH	10,712	123-107	15-22	W	4/11	SAN ANTONIO	10,595	136-116	33-45	W
1/17	LA CLIPPERS	11,372	132-101	16-22	W	4/12	@LA LAKERS	17,505	104-119	33-46	L
1/19	@PHILADELPHIA	13,525	104-107	16-23	L	4/14	SACRAMENTO	11,369	132-123	34-46	W
1/21	@NEW JERSEY	7,463	114-120	16-24	L	4/15	@GOLDEN STATE	6,688	119-116	35-46	W
1/23	@WASHINGTON	6,525	90-109	16-25	L	4/18	LA CLIPPERS	10,578	121-106	36-46	W

*Overtime

86-87 Final Statistics

PLAYER	G	GS	MIN	FGM-FGA	PCT	3PT			OR-DR	REB	AST	PF-DQ	STL	TO	BLK	PTS-AVG	
						FGM-FGA	PCT	FTM-FTA									
DAVIS	79	79	2646	779-1515	.514	21-81	.259	288-334	.862	90-154	244	364	184-1	96	226	5	1867-23.6
NANCE	69	67	2569	585-1062	.551	1-5	.200	381-493	.773	188-411	599	233	223-4	86	149	148	1552-22.5
EDWARDS	14	9	304	57-110	.518	0-0	—	54-70	.771	20-40	60	19	42-1	6	15	7	168-12.0
HUMPHRIES	82	82	2579	359-753	.477	5-27	.185	200-260	.769	62-198	260	632	239-1	112	195	9	923-11.3
ADAMS	68	40	1690	311-618	.503	0-1	.000	134-170	.788	91-247	338	223	207-3	62	139	37	756-11.1
SANDERS	82	4	1655	357-722	.494	2-17	.118	143-183	.781	101-170	271	126	210-1	61	105	23	859-10.5
PINCKNEY	80	65	2250	290-497	.584	0-2	.000	257-348	.739	179-401	580	116	196-1	86	135	54	837-10.5
BEDFORD	50	18	979	142-358	.397	0-1	.000	50-86	.581	79-167	246	57	125-1	18	85	37	334-6.7
ADDISON	62	12	711	146-331	.441	16-50	.320	51-64	.797	41-65	106	45	75-1	27	54	7	359-5.8
GONDREZICK	64	1	836	135-300	.450	4-17	.235	75-107	.701	47-63	110	81	91-0	25	56	4	349-5.5
HORNACEK	80	3	1561	159-350	.454	12-43	.279	94-121	.777	41-143	184	361	130-0	70	153	5	424-5.3
GATTISON	77	14	1104	148-311	.476	0-3	.000	108-171	.632	87-183	270	36	178-1	24	88	33	404-5.2
THOMPSON	24	2	331	42-105	.400	0-3	.000	27-33	.818	20-11	31	18	53-0	11	16	5	111-4.6
VANDS	57	14	640	65-158	.411	0-2	.000	38-59	.644	67-113	180	43	94-0	19	48	23	168-2.9
SUNS	82		19855	3575-7190	.497	61-252	.242	1900-2499	.760	1113-2366	3479	2354	2047-15	703	1498	397	9111-111.1
OPPONENTS	82		19855	3623-7336	.494	123-395	.311	1942-2570	.756	1235-2355	3590	2246	2034-20	799	1428	435	9311-113.5

Season Review 86-87

Season Review 87-88

RECORD
28-54

When the Phoenix Suns projected their opening night lineup, rookie Head Coach **John Wetzel** envisioned a starting unit of **Larry Nance** and **Armon Gilliam** at forward, **James Edwards** at center with **Walter Davis** and **Jay Humphries** at guard. During the season's final month, the Suns' starting unit had evolved into **Eddie Johnson** at small forward, Gilliam at power forward, **Mark West** at center, **Kevin Johnson** and **Jeff Hornacek** at guard.

The Suns finished the season with a 28-54 record, their poorest record since their 16-66 expansion season in 1968-69. However, in Suns history, 1987-88 will likely be referred to as "The Year of the Trade." In late February, Suns Director of Player Personnel, **Cotton Fitzsimmons**, orchestrated a series of trades that changed the face and the fortunes of the Suns. In the largest single transaction to that point in the 20-year history of the Suns franchise, Fitzsimmons dealt Nance and **Mike Sanders**, along with Detroit's first-round pick in 1988 to Cleveland in exchange for the Cavs' first- and second-round draft picks in 1988, and players KJ, West and **Tyrone Corbin**. The Suns finished off the trading flurry by sending Humphries to Milwaukee for **Craig Hodges**.

The new-look Suns put together a respectable 11-9 record over the last quarter of the season and KJ won Rookie of the Month honors for April. Shortly after the end of the season, Wetzel was released and was replaced by Fitzsimmons, who was making his second appearance as the Suns' head coach.



FRONT ROW: Head Coach John Wetzel, Ron Moore, Jeff Cook, Armon Gilliam, Mark West, Alvan Adams, James Bailey, Assistant Coach Herb Brown, Trainer Joe Proski.

BACK ROW: Kevin Johnson, Jeff Hornacek, Walter Davis, Winston Crite, Kenny Gattison, Bernard Thompson, Eddie Johnson, Tyrone Corbin, Craig Hodges.

Season Review 88-89

RECORD
55-27

When the season began, no one predicted that the Suns would end up with the fourth-best record in the NBA and give the defending World Champion Los Angeles Lakers a serious run for the Pacific Division title. However, the Suns did just that on their way to the third-biggest turnaround in NBA history, improving by 27 games.

The 1988-89 Suns did not resemble any past Suns squads as **Jeff Hornacek** was the lone holdover from two years before. Director of Player Personnel **Cotton Fitzsimmons** took over as head coach prior to the season and brought assistant coaches **Paul Westphal**, **Lionel Hollins** and **Truck Robinson** on board.

The Suns won 55 games, including 18 of their last 22 games. They were the only team in the league to have three players average 20-plus points (**Tom Chambers** 25.7, **Eddie Johnson** 21.5, **Kevin Johnson** 20.4) and led the league with 118.6 points per game.

The Suns set a new Coliseum attendance record with an average of 12,465 fans at home and 18 sellouts, also a franchise record.

The Suns defeated Denver in the first round of the playoffs and won their second round series against Golden State 4-1. Next up were the Lakers in the Western Conference Finals. They played the Lakers tough but fell 4-0.

The Suns were showered with postseason awards. Eddie Johnson won the NBA Sixth Man Award, Kevin Johnson was named the Most Improved Player, Fitzsimmons won NBA Coach of the Year and President and CEO **Jerry Colangelo** was named NBA Executive of the Year for the third time. It was the first time in NBA history that a single team won four postseason league awards. Chambers and KJ were also selected to the All-NBA Second Team.



FRONT ROW: Assistant Coach Lionel Hollins, Assistant Coach Paul Westphal, Dan Majerle, Dean Garrett, Mark West, Armon Gilliam, Tyrone Corbin, Trainer Joe Proski, Head Coach Cotton Fitzsimmons.

BACK ROW: Kevin Johnson, Jeff Hornacek, Winston Crite, Eddie Johnson, Kenny Gattison, Andrew Lang, Tom Chambers, Tim Perry, Steve Kerr, Craig Hodges.

2011-12 PHOENIX SUNS

DATE	OPPONENT	ATTEND.	SCORE	REC.	W/L	DATE	OPPONENT	ATTEND.	SCORE	REC.	W/L
11/4	@PORTLAND	12,812	105-120	0-1	L	2/1	LA LAKERS	14,471	114-97	27-15	W
11/5	@GOLDEN STATE	15,025	104-117	0-2	L	2/3	@DALLAS	17,007	117-121	27-16	L
11/9	DALLAS	9,241	111-103	1-2	W	2/4	ATLANTA	14,471	116-118*	27-17	L
11/11	GOLDEN STATE	10,045	141-103	2-2	W	2/6	UTAH	12,058	104-87	28-17	W
11/12	@LA CLIPPERS	13,826	127-138*	2-3	L	2/9	LA CLIPPERS	11,089	120-113	29-17	W
11/15	@SACRAMENTO	16,517	119-89	3-3	W	2/15	SEATTLE	12,800	135-112	30-17	W
11/16	INDIANA	9,062	123-104	4-3	W	2/17	BOSTON	14,471	135-126	31-17	W
11/18	DETROIT	14,471	105-121	4-4	L	2/18	@SACRAMENTO	16,517	120-101	32-17	W
11/19	@UTAH	12,444	121-134	4-5	L	2/20	@UTAH	12,444	92-118	32-18	L
11/23	NEW JERSEY	9,046	129-133	4-6	L	2/21	GOLDEN STATE	12,468	139-121	33-18	W
11/25	SEATTLE	10,710	110-105	5-6	W	2/24	PHILADELPHIA	14,471	120-95	34-18	W
11/26	@SAN ANTONIO	10,583	104-117	5-7	L	2/26	@LA LAKERS	17,505	122-134	34-19	L
11/29	@HOUSTON	16,611	124-107	6-7	W	2/28	@PORTLAND	12,848	134-139	34-20	L
12/2	HOUSTON	9,809	110-95	7-7	W	3/2	SACRAMENTO	10,369	110-90	35-20	W
12/3	LA CLIPPERS	9,194	114-106*	8-7	W	3/4	LA CLIPPERS	14,471	133-91	36-20	W
12/6	WASHINGTON	8,123	130-92	9-7	W	3/6	@PHILADELPHIA	14,156	110-106	37-20	W
12/7	@LA LAKERS	17,353	111-125	9-8	L	3/7	@NEW YORK	17,621	119-124	37-21	L
12/9	GOLDEN STATE	11,636	110-105	10-8	W	3/10	@INDIANA	11,337	116-121	37-22	L
12/13	@SEATTLE	13,500	116-126	10-9	L	3/11	@MILWAUKEE	16,633	93-100	37-23	L
12/16	PORTLAND	11,196	132-125	11-9	W	3/13	@MIAMI	15,008	112-104	38-23	W
12/17	@PORTLAND	12,848	97-115	11-10	L	3/14	@ATLANTA	15,872	114-112	39-23	W
12/20	SAN ANTONIO	9,550	128-110	12-10	W	3/17	PORTLAND	14,090	129-124	40-23	W
12/22	@DENVER	9,677	126-118	13-10	W	3/18	SEATTLE	14,471	122-104	41-23	W
12/23	DENVER	10,274	119-107	14-10	W	3/20	MIAMI	12,315	115-97	42-23	W
12/26	LA LAKERS	14,471	111-96	15-10	W	3/22	CHICAGO	14,471	111-112	42-24	L
12/28	@DETROIT	21,454	100-106	15-11	L	3/23	@GOLDEN STATE	15,025	154-124	43-24	W
12/30	@NEW JERSEY	13,259	116-109	16-11	W	3/25	@LA CLIPPERS	10,903	123-103	44-24	W
1/2	@WASHINGTON	3,729	125-122	17-11	W	3/26	@LA LAKERS	17,505	116-118	44-25	L
1/4	@BOSTON	14,890	106-104	18-11	W	3/28	LA LAKERS	14,471	127-104	45-25	W
1/6	DALLAS	14,471	120-111	19-11	W	3/30	@SACRAMENTO	16,517	123-135	45-26	L
1/7	MIAMI	12,288	107-99	20-11	W	3/31	MILWAUKEE	14,471	122-104	46-26	W
1/9	@GOLDEN STATE	11,029	124-130	20-12	L	4/5	UTAH	14,471	114-104	47-26	W
1/11	CLEVELAND	14,471	121-124	20-13	L	4/6	@SEATTLE	14,457	126-119	48-26	W
1/13	SACRAMENTO	13,420	111-90	21-13	W	4/8	@LA CLIPPERS	10,459	115-97	49-26	W
1/16	@CLEVELAND	19,875	110-126	21-14	L	4/12	@DALLAS	16,851	109-94	50-26	W
1/17	@MIAMI — POSTPONED-UNSAFE CONDITIONS (MADE UP 4/19)					4/13	@HOUSTON	16,611	119-111	51-26	W
1/19	@CHARLOTTE	23,388	126-112	22-14	W	4/15	SAN ANTONIO	14,471	137-91	52-26	W
1/21	@CHICAGO	18,591	116-107	23-14	W	4/17	SACRAMENTO	14,471	140-85	53-26	W
1/24	CHARLOTTE	11,089	106-103	24-14	W	4/19	@MIAMI	15,008	117-91	54-26	W
1/27	NEW YORK	14,471	132-130	25-14	W	4/21	HOUSTON	14,471	101-112	54-27	L
1/28	@DENVER	17,022	138-142	25-15	L	4/22	@SEATTLE	12,995	121-111	55-27	W
1/30	DENVER	10,726	126-100	26-15	W						

*Overtime

88-89 Final Statistics

PLAYER	G	GS	MIN	3PT				FTM-FTA	PCT	OR-DR	REB	AST	PF-DQ	STL	TO	BLK	PTS-AVG
				FGM-FGA	PCT	FGM-FGA	PCT										
CHAMBERS	81	81	3002	774-1643	.471	28-86	.326	509-598	.851	143-541	684	231	271-2	87	231	55	2085-25.7
E.JOHNSON	70	7	2043	608-1224	.497	71-172	.413	217-250	.868	91-215	306	162	198-0	47	122	7	1504-21.5
K.JOHNSON	81	81	3179	570-1128	.505	2-22	.091	508-576	.882	46-294	340	991	226-1	135	322	24	1650-20.4
GILLIAM	74	60	2120	468-930	.503	0-0	—	240-323	.743	165-376	541	52	176-2	54	140	27	1176-15.9
HORNACEK	78	73	2487	440-889	.495	27-81	.333	147-178	.826	75-191	266	465	188-0	129	111	8	1054-13.5
MAJERLE	54	5	1354	181-432	.419	27-82	.329	78-127	.614	62-147	209	130	139-1	63	48	14	467-8.6
CORBIN	77	30	1655	245-454	.540	0-2	.000	141-179	.788	176-222	398	118	222-2	82	92	13	631-8.2
WEST	82	32	2019	243-372	.653	0-0	—	108-202	.535	167-384	551	39	273-4	35	103	187	594-7.2
PERRY	62	15	614	108-201	.537	1-4	.250	40-65	.615	61-71	132	18	47-0	19	37	32	257-4.1
HODGES	10	0	92	16-36	.444	4-12	.333	3-4	.750	2-3	5	8	8-0	2	5	0	39-3.9
LANG	62	25	526	60-117	.513	0-0	—	39-60	.650	54-93	147	9	112-1	17	28	48	159-2.6
KERR	26	0	157	20-46	.435	8-17	.471	6-9	.667	3-14	17	24	12-0	7	6	0	54-2.1
DAVIS	2	0	7	1-5	.200	0-1	.000	2-2	1.00	1-0	1	0	1-0	0	0	0	4-2.0
DUNN	34	1	321	12-35	.343	0-0	—	9-12	.750	30-30	60	25	35-0	12	6	1	33-1.0
NEALY(PHX)	30	0	164	8-29	.276	0-2	.000	3-7	.429	18-37	55	8	22-0	4	6	0	19-0.6
GATTISON	2	0	9	0-1	.000	0-0	—	1-2	.500	0-1	1	0	2-0	0	0	0	1-0.5
CRITE	2	0	6	0-3	.000	0-0	—	0-0	—	1-0	1	0	1-0	0	1	0	0-0.0
SUNS	82		19755	3754-7545	.498	168-481	.349	2051-2594	.791	1095-2619	3714	2280	1933-13	693	1279	416	9727-118.6
OPPONENTS	82		19755	3589-7736	.464	181-568	.319	1737-2308	.753	1252-2458	3710	2166	2057-16	625	1368	437	9006-110.9

Season Review 88-89

Season Review 89-90

The 1989-90 Suns featured eight returning players from the previous year's team and finished 54-28.

RECORD
54-28


Phoenix ended the season second in the NBA in points scored (114.9) and 22 road wins established a new team record. The Suns also established a new NBA record on April 9 when they hit 61 free throws against Utah. The club won a single season team-record 19 in a row at home.

Tom Chambers set the club record for total points in a season (2,201) and scoring average (27.2) and placed fourth in the league in scoring average.

Head Coach **Cotton Fitzsimmons** reached the .500 mark for his career with a win over Philadelphia on February 24. It was the first time he was at the .500 level since March 7, 1976, when he was head coach of Atlanta. Fitzsimmons, the 1989 NBA Coach of the Year, was named Coach of the Month for February.

The Suns set an all-time regular season home attendance record on April 3 against Dallas, and played in front of 578,661 fans on the year. The Suns had 26 sellouts to set a new franchise record, topping the old mark of 18 set in 1988-89.

Phoenix began playoff competition with a hard-fought 3-2 series win over Utah. They then defeated the L.A. Lakers, 4-1, in the Western Conference Semifinals; the first time a Suns team defeated the Lakers in a seven-game playoff series. The Suns then lost to Portland, 4-2, in the conference finals. Chambers and **Kevin Johnson** were both named to the All-NBA Second Team.



FRONT ROW: NBA Scout Scotty Robertson, Assistant Coach Lionel Hollins, Kevin Johnson, Jeff Hornacek, Kenny Battle, Michael Morrison, Greg Grant, Assistant Coach Paul Westphal, Head Coach Cotton Fitzsimmons.

BACK ROW: Trainer Joe Proski, Ricky Blanton, Kurt Rambis, Andrew Lang, Tom Chambers, Mark West, Tim Perry, Eddie Johnson, Dan Majerle.

DATE	OPPONENT	ATTEND.	SCORE	REC.	W/L	DATE	OPPONENT	ATTEND.	SCORE	REC.	W/L
11/3	GOLDEN STATE	14,144	136-106	1-0	W	2/1	ATLANTA	14,143	102-90	26-16	W
11/4	@DENVER	12,439	132-135	1-1	L	2/3	HOUSTON	14,487	130-105	27-16	W
11/7	@LA LAKERS	17,505	107-111	1-2	L	2/4	@PORTLAND	12,884	121-123	27-17	L
11/10	SACRAMENTO	13,590	130-109	2-2	W	2/7	@SEATTLE	11,420	128-124	28-17	W
11/15	PORTLAND	12,728	109-107	3-2	W	2/13	@LA CLIPPERS	12,059	118-96	29-17	W
11/17	@PORTLAND	12,884	109-110	3-3	L	2/14	UTAH	14,487	114-103	30-17	W
11/18	WASHINGTON	13,607	118-107	4-3	W	2/16	GOLDEN STATE	14,487	135-114	31-17	W
11/21	@SAN ANTONIO	13,726	98-107	4-4	L	2/18	@GOLDEN STATE	15,025	131-113	32-17	W
11/22	CHICAGO	14,487	90-95	4-5	L	2/20	BOSTON	14,487	120-99	33-17	W
11/24	ORLANDO	13,173	121-94	5-5	W	2/22	@SACRAMENTO	17,014	104-98	34-17	W
11/29	DETROIT	14,487	103-111	5-6	L	2/24	PHILADELPHIA	14,487	129-99	35-17	W
12/1	LA CLIPPERS	13,240	111-90	6-6	W	2/27	DENVER	14,487	120-101	36-17	W
12/2	NEW YORK	14,033	112-122	6-7	L	3/1	@HOUSTON	14,705	104-112	36-18	L
12/7	@LA LAKERS	17,257	96-100	6-8	L	3/2	@DALLAS	17,007	102-108	36-19	L
12/8	MILWAUKEE	12,409	123-98	7-8	W	3/4	CLEVELAND	14,487	108-96	37-19	W
12/12	@HOUSTON	14,867	83-105	7-9	L	3/6	@ATLANTA	13,049	113-111	38-19	W
12/13	@UTAH	12,616	95-102	7-10	L	3/7	@WASHINGTON	7,810	113-111	39-19	W
12/15	HOUSTON	14,032	121-96	8-10	W	3/9	@INDIANA	10,960	134-130	40-19	W
12/17	@SACRAMENTO	17,014	125-113	9-10	W	3/10	@MINNESOTA	30,168	101-98*	41-19	W
12/20	INDIANA	13,329	130-131*	9-11	L	3/13	@UTAH	12,616	114-106	42-19	W
12/22	SAN ANTONIO	14,487	115-119	9-12	L	3/14	DENVER	14,487	138-108	43-19	W
12/23	LA CLIPPERS	12,567	104-100	10-12	W	3/16	MIAMI	14,487	129-103	44-19	W
12/26	PORTLAND	14,487	121-105	11-12	W	3/19	SAN ANTONIO	14,487	102-113	44-20	L
12/29	@MINNESOTA	25,699	118-101	12-12	W	3/21	CHARLOTTE	14,487	114-115*	44-21	L
12/30	@CLEVELAND	18,867	102-110	12-13	L	3/23	MINNESOTA	14,487	120-99	45-21	W
1/2	@NEW YORK	18,212	113-99	13-13	W	3/24	SEATTLE	14,487	121-95	46-21	W
1/4	DALLAS	14,487	119-102	14-13	W	3/26	@CHICAGO	17,884	92-121	46-22	L
1/6	@SEATTLE	14,430	110-120	14-14	L	3/27	@MILWAUKEE	15,493	127-133	46-23	L
1/9	LA LAKERS	14,487	121-118*	15-14	W	3/29	@CHARLOTTE	23,901	105-92	47-23	W
1/12	SACRAMENTO	14,487	111-96	16-14	W	3/30	@NEW JERSEY	13,328	126-119	48-23	W
1/13	@DENVER	14,070	119-111	17-14	W	4/1	@PHILADELPHIA	15,751	112-141	48-24	L
1/15	CHARLOTTE	13,643	118-108*	18-14	W	4/3	DALLAS	14,487	117-111	49-24	W
1/17	@DALLAS	17,007	108-88	19-14	W	4/6	LA LAKERS	14,487	99-103	49-25	L
1/18	MINNESOTA	14,070	113-96	20-14	W	4/7	@LA CLIPPERS	12,888	115-108	50-25	W
1/20	SEATTLE	14,487	117-98	21-14	W	4/9	UTAH	14,487	119-115*	51-25	W
1/22	@ORLANDO	15,077	126-103	22-14	W	4/12	@SACRAMENTO	17,014	116-114	52-25	W
1/23	@MIAMI	15,008	118-99	23-14	W	4/14	@SEATTLE	12,903	89-96	52-26	L
1/25	@CHARLOTTE	23,901	124-97	24-14	W	4/16	@GOLDEN STATE	15,025	141-129	53-26	W
1/26	@DETROIT	21,454	103-107	24-15	L	4/18	PORTLAND	14,487	120-128*	53-27	L
1/28	@BOSTON	14,890	118-126	24-16	L	4/20	GOLDEN STATE	14,487	123-106	54-27	W
1/30	NEW JERSEY	13,291	120-95	25-16	W	4/22	@SAN ANTONIO	15,910	93-108	54-28	L

*Overtime

89-90 Final Statistics

PLAYER	G	GS	MIN	3 PT				FTM-FTA	PCT	ORB-DR	REB	AST	PF-DQ	STL	TO	BLK	PTS-AVG
				FGM-FGA	PCT	FGM-FGA	PCT										
CHAMBERS	81	81	3046	810-1617	.501	24-86	.279	557-647	.861	121-450	571	190	260-1	88	218	47	2201-27.2
K.JOHNSON	74	74	2782	578-1159	.499	8-41	.195	501-598	.838	42-228	270	846	143-0	95	263	14	1665-22.5
HORNACEK	67	60	2278	483-901	.536	40-98	.408	173-202	.856	86-557	313	337	144-2	117	125	14	1179-17.6
E.JOHNSON	64	4	1811	411-907	.453	70-184	.380	188-205	.917	69-177	246	107	174-4	32	108	10	1081-16.9
MAJERLE	73	23	2244	296-698	.424	19-80	.238	198-260	.762	144-286	430	188	177-5	100	82	32	809-11.1
WEST	82	79	2399	331-530	.625	0-0	—	199-288	.691	212-516	728	45	277-5	36	126	184	861-10.5
GILLIAM	16	7	267	52-121	.430	0-0	—	39-56	.696	26-44	70	8	28-0	6	17	5	143-8.9
MCGEE	14	7	280	42-87	.483	8-23	.348	10-21	.476	11-25	36	16	28-0	8	14	1	102-7.3
RAMBIS(TOT)	74	61	1904	190-373	.509	0-3	.000	82-127	.646	156-369	525	135	208-0	100	104	37	462-6.2
RAMBIS(PHX)	58	45	1456	132-257	.514	0-2	.000	52-72	.722	108-297	405	107	163-0	68	75	27	316-5.4
PERRY	60	18	612	100-195	.513	1-1	1.00	53-90	.589	79-73	152	17	76-0	21	47	22	254-4.2
BATTLE	59	8	729	93-170	.547	1-4	.250	55-82	.671	44-80	124	38	94-2	35	32	11	242-4.1
LANG	74	0	1011	97-174	.557	0-0	—	64-98	.653	83-188	271	21	171-2	22	41	133	258-3.5
GRANT	67	3	678	83-216	.384	3-16	.188	39-59	.661	16-43	59	168	58-0	36	77	1	208-3.1
LEGLER	11	0	83	11-29	.379	0-1	.000	6-6	1.00	4-4	8	6	12-0	2	4	0	28-2.5
MORRISON	36	1	153	23-68	.338	2-7	.286	24-30	.800	7-13	20	11	20-0	2	23	0	72-2.0
WILLIAMS	6	0	26	2-10	.200	0-0	—	1-2	.500	1-0	1	4	0-0	0	5	0	5-0.8
SUNS	82		19855	3544-7139	.496	176-543	.324	2159-2716	.795	1053-2651	3704	2109	1825-20	668	1275	501	9423-114.9
OPPONENTS	82		19855	3528-7588	.465	200-563	.355	1585-2163	.733	1202-2335	3537	2125	2151-33	677	1254	395	8841-107.8

Season Review 90-91

Following two consecutive trips to the Western Conference Finals and two-straight 50-plus win seasons, expectations of the Suns were high. They did not disappoint as the club finished 55-27.

RECORD
55-27

The Suns took off for Tokyo, Japan, to open the season with two games against Utah. It marked the first time that professional sports teams from the United States played regular season games outside of North America. The Suns and Jazz split the two games.

The Suns set several records versus Denver on November 10. In that game, Head Coach **Cotton Fitzsimmons** won his 700th career game, becoming only the seventh coach in NBA history to achieve that mark. As a team, the Suns set a new NBA record for points in a half, scoring 107 first-half points, and tied the record for points in a non-overtime game with 173 vs. Denver on November 10.

On November 27 in Portland, the Suns defeated the Trail Blazers 123-109, ending a 20-game losing streak in Portland.

Phoenix set another club record with its 13-3 mark in March, the most wins by a Suns team in any month.

Phoenix finished the year with a 32-9 record at home and a 23-18 mark on the road. The 23 road wins eclipsed the record of 22 set during the 1989-90 season. However, the Suns lost in the opening round of the playoffs, 3-1, to Utah.



FRONT ROW: Assistant Coach Scotty Robertson, Assistant Coach Lionel Hollins, Assistant Coach Paul Westphal, Negele Knight, Cedric Ceballos, Dan Majerle, Jeff Hornacek, Kevin Johnson, President/CEO Jerry Colangelo, Head Coach Cotton Fitzsimmons.

BACK ROW: Trainer Joe Proski, Xavier McDaniel, Ed Nealy, Tim Perry, Tom Chambers, Joe Barry Carroll, Andrew Lang, Mark West, Kurt Rambis, Ian Lockhart.

2011-12 PHOENIX SUNS

DATE	OPPONENT	ATTEND.	SCORE	REC.	W/L	DATE	OPPONENT	ATTEND.	SCORE	REC.	W/L
11/2	UTAH @ TOKYO	10,111	119-96	1-0	W	1/30	@MIAMI	15,008	115-104	28-14	W
11/3	UTAH @ TOKYO	10,111	101-102	1-1	L	2/1	@PHILADELPHIA	17,611	89-96	28-15	L
11/7	GOLDEN STATE	14,487	129-119	2-1	W	2/3	@DETROIT	21,454	112-97	29-15	W
11/10	DENVER	14,487	173-143	3-1	W	2/5	DENVER	14,487	126-103	30-15	W
11/13	@LA LAKERS	16,512	112-111	4-1	W	2/6	@UTAH	12,616	99-103	30-16	L
11/14	@LA CLIPPERS	11,812	102-108	4-2	L	2/12	LA LAKERS	14,487	99-95	31-16	W
11/16	LA CLIPPERS	14,487	121-110*	5-2	W	2/14	@SAN ANTONIO	15,908	106-97	32-16	W
11/17	@SAN ANTONIO	15,908	114-128	5-3	L	2/16	@HOUSTON	16,611	91-100	32-17	L
11/21	CHICAGO	14,487	109-107	6-3	W	2/19	BOSTON	14,487	109-105	33-17	W
11/23	NEW JERSEY	14,487	114-116	6-4	L	2/20	@LA CLIPPERS	11,068	113-93	34-17	W
11/27	@PORTLAND	12,884	123-109	7-4	W	2/22	@PORTLAND	12,884	106-127	34-18	L
11/29	SEATTLE	14,487	128-110	8-4	W	2/23	@SEATTLE	14,692	120-110	35-18	W
12/1	LA LAKERS	14,487	98-108	8-5	L	2/25	CHARLOTTE	14,487	128-108	36-18	W
12/4	@CHICAGO	18,094	127-155	8-6	L	2/27	ORLANDO	14,487	116-124	36-19	L
12/5	@INDIANA	8,557	121-126	8-7	L	3/1	SACRAMENTO	14,487	112-106	37-19	W
12/7	@NEW JERSEY	11,019	129-110	9-7	W	3/4	@CHARLOTTE	23,901	126-93	38-19	W
12/8	@ORLANDO	15,077	113-109	10-7	W	3/5	@NEW YORK	16,420	107-102	39-19	W
12/11	SACRAMENTO	14,487	113-90	11-7	W	3/7	@ATLANTA	12,184	106-104	40-19	W
12/13	ORLANDO	14,487	125-114	12-7	W	3/8	@WASHINGTON	15,311	117-91	41-19	W
12/15	@DENVER	13,696	142-134	13-7	W	3/10	@MINNESOTA	19,006	123-109	42-19	W
12/18	@DALLAS	17,007	114-95	14-7	W	3/13	PORTLAND	14,487	116-108	43-19	W
12/19	MINNESOTA	14,487	112-96	15-7	W	3/15	HOUSTON	14,487	128-135	43-20	L
12/21	SAN ANTONIO	14,487	128-132*	15-8	L	3/16	ATLANTA	14,487	128-116	44-20	W
12/22	@HOUSTON	14,996	102-122	15-9	L	3/18	INDIANA	14,487	111-103	45-20	W
12/26	DALLAS	14,487	115-88	16-9	W	3/20	@DALLAS	17,007	110-96	46-20	W
12/28	PHILADELPHIA	14,487	115-96	17-9	W	3/22	SEATTLE	14,487	105-111	46-21	L
12/29	MIAMI	14,487	134-95	18-9	W	3/23	@SACRAMENTO	17,014	100-95	47-21	W
1/2	@CLEVELAND	15,808	105-83	19-9	W	3/25	@LA CLIPPERS	12,000	94-106	47-22	L
1/4	@BOSTON	14,890	103-132	19-10	L	3/26	MINNESOTA	14,487	117-95	48-22	W
1/5	@MILWAUKEE	18,633	86-88	19-11	L	3/28	MILWAUKEE	14,487	102-88	49-22	W
1/7	@MINNESOTA	19,006	119-106	20-11	W	4/2	UTAH	14,487	131-117	50-22	W
1/9	CLEVELAND	14,487	113-105	21-11	W	4/4	LA LAKERS	14,487	98-102	50-23	L
1/11	HOUSTON	14,487	114-110	22-11	W	4/5	@GOLDEN STATE	15,025	101-118	50-24	L
1/12	@GOLDEN STATE	15,025	127-118	23-11	W	4/7	@LA LAKERS	17,505	85-93	50-25	L
1/15	WASHINGTON	14,487	127-97	24-11	W	4/9	GOLDEN STATE	14,487	120-106	51-25	W
1/18	DETROIT	14,487	103-102	25-11	W	4/12	DALLAS	14,487	103-91	52-25	W
1/19	@SACRAMENTO	17,014	97-101	25-12	L	4/14	SAN ANTONIO	14,487	101-109	52-26	L
1/22	@PORTLAND	12,884	116-123	25-13	L	4/16	@DENVER	8,298	153-118	53-26	W
1/25	SEATTLE	14,487	128-113	26-13	W	4/17	LA CLIPPERS	14,487	105-100	54-26	W
1/26	NEW YORK	14,487	112-94	27-13	W	4/19	@SEATTLE	12,591	93-104	54-27	L
1/29	@ORLANDO	15,077	112-114	27-14	L	4/21	PORTLAND	14,487	135-118	55-27	W

*Overtime

90-91 Final Statistics

PLAYER	G	GS	MIN	FGM-FGA	PCT	3 PT			OR-DR	REB	AST	PF-DQ	STL	TO	BLK	PTS-AVG	
						FGM-FGA	PCT	FTM-FTA									
K.JOHNSON	77	76	2772	593-1145	.516	9-44	.205	519-616	.843	54-217	271	781	174-0	163	269	11	1710-22.2
CHAMBERS	76	75	2475	556-1271	.437	20-73	.274	379-459	.826	104-386	490	194	235-3	65	177	52	1511-19.9
MCDANIEL (TOT)	81	79	2634	590-1186	.497	0-8	.000	193-267	.723	173-384	557	187	264-2	76	184	46	1373-17.0
MCDANIEL (PHX)	66	64	2105	451-896	.503	0-5	.000	144-198	.727	137-339	476	149	214-2	50	144	42	1046-15.8
HORNACEK	80	77	2733	544-1051	.518	61-146	.418	201-224	.897	74-247	321	409	185-1	111	130	16	1350-16.9
MAJERLE	77	7	2281	397-821	.484	30-86	.349	227-298	.762	168-250	418	216	162-0	106	114	40	1051-13.6
E.JOHNSON	15	0	312	88-186	.473	6-21	.286	21-29	.724	16-30	46	17	37-0	9	2	2	203-13.5
CEBALLOS	63	0	730	204-419	.487	1-6	.167	110-166	.663	77-73	150	35	70-0	22	69	5	519-8.2
WEST	82	64	1957	247-382	.647	0-0	—	135-206	.655	171-393	564	37	266-2	32	86	161	629-7.7
BATTLE	16	4	263	38-86	.442	0-2	.000	20-29	.690	21-32	53	15	25-0	19	17	6	96-6.0
KNIGHT	64	6	792	131-308	.425	6-25	.240	71-118	.602	20-51	71	191	83-0	20	76	7	339-5.3
LANG	63	18	1152	109-189	.577	0-1	.000	93-130	.715	113-190	303	27	168-2	17	45	127	311-4.9
PERRY	46	2	587	75-144	.521	0-5	.000	43-70	.614	53-73	126	27	60-1	23	32	43	193-4.2
LOCKHART	1	0	2	1-1	1.000	0-0	—	2-2	1.00	0-0	0	0	0-0	0	0	0	4-4.0
RAMBIS	62	17	900	83-167	.497	0-2	.000	60-85	.706	77-189	266	64	107-1	25	45	11	226-3.6
CARROLL	11	0	96	13-36	.361	0-0	—	11-12	.917	3-21	24	11	18-0	1	12	8	37-3.4
NEALY	55	0	573	45-97	.464	5-16	.313	28-38	.737	44-107	151	36	46-0	24	19	4	123-2.2
SUNS	82		19730	3573-7199	.496	138-432	.319	2064-2680	.770	1132-2598	3730	2209	1850-12	687	1302	535	9348-114.0
OPPONENTS	82		19730	3462-7499	.462	182-584	.312	1705-2244	.760	1185-2298	3483	1972	2059-24	682	1282	463	8811-107.5

Season Review 90-91

Season Review 91-92

The Suns' 53-29 record marked the fourth-straight year with 50 or more wins. The Suns opened the season with a grueling November in which they went 8-9, but rebounded to go 11-1 in December, 10-6 in January, 7-6 in an injury-plagued February, 12-3 in March and 5-4 in April.


RECORD
53-29

The season included the franchise's 1,000th career win as the Suns became just the 12th franchise in NBA history to reach the 1,000-win plateau and only Milwaukee, Boston, Philadelphia and the Lakers did so in less time. Phoenix's 36-5 home record tied the team's previous best set during the 1978-90 and 1980-81 seasons.

Five Suns players – **Jeff Hornacek, Kevin Johnson, Dan Majerle, Tom Chambers and Tim Perry** – averaged double figure scoring as Phoenix averaged 112.1 points, second in the league.

The Suns completed their 24th and final season at Veterans Memorial Coliseum by setting a new regular season attendance record with sellouts in each of the 41 home games.

The Suns defeated San Antonio, 3-0, in the first round of the playoffs and lost to Portland, 4-1, in the second round. The last NBA game played at Veterans Memorial Coliseum was a 153-151 overtime loss May 11 in Game 4 against Portland. KJ scored 35 points for the Suns while Clyde Drexler pumped in 33 for the Blazers.



FRONT ROW: Strength Coach Robin Pound, Assistant Coach Scotty Robertson, Assistant Coach Lionel Hollins, Assistant Coach Paul Westphal, Negele Knight, Steve Burt, Dan Majerle, Jeff Hornacek, Kevin Johnson, President/CEO Jerry Colangelo, Head Coach Cotton Fitzsimmons, Trainer Joe Proski.

BACK ROW: Ed Nealy, Tim Perry, Tom Chambers, Mark West, Andrew Lang, Jerrod Mustaf, Kurt Rambis, Cedric Ceballos, Assistant Trainer Matt Anderson.

2011-12 PHOENIX SUNS

DATE	OPPONENT	ATTEND.	SCORE	REC.	W/L	DATE	OPPONENT	ATTEND.	SCORE	REC.	W/L
11/1	@SEATTLE	12,863	99-95	1-0	W	1/24	@BOSTON	14,890	100-93	27-15	W
11/2	@PORTLAND	12,888	100-76	2-0	W	1/25	@WASHINGTON	11,791	121-115	28-15	W
11/5	INDIANA	14,496	105-111	2-1	L	1/29	NEW JERSEY	14,496	128-95	29-15	W
11/6	@LA CLIPPERS	9,383	87-111	2-2	L	1/31	@UTAH	19,911	116-117*	29-16	L
11/8	LA LAKERS	14,496	113-85	3-2	W	2/1	HOUSTON	14,496	106-92	30-16	W
11/9	@HOUSTON	15,506	95-96	3-3	L	2/3	LA LAKERS	14,496	113-104	31-16	W
11/12	@GOLDEN STATE	15,025	116-119	3-4	L	2/5	CHICAGO	14,496	126-114	32-16	W
11/13	BOSTON	14,496	111-117	3-5	L	2/12	PORTLAND	14,496	97-107	32-17	L
11/15	ATLANTA	14,496	97-113	3-6	L	2/14	@LA CLIPPERS	11,677	97-104	32-18	L
11/16	@DALLAS	17,364	88-91	3-7	L	2/15	WASHINGTON	14,496	124-98	33-18	W
11/19	@LA LAKERS	16,558	95-103	3-8	L	2/17	@SEATTLE	16,144	96-98	33-19	L
11/20	DENVER	14,496	113-97	4-8	W	2/18	@PORTLAND	12,888	116-129	33-20	L
11/22	LA CLIPPERS	14,496	105-97	5-8	W	2/21	@GOLDEN STATE	15,025	115-123	33-21	L
11/26	@SACRAMENTO	17,014	89-104	5-9	L	2/22	LA CLIPPERS	14,496	130-112	34-21	W
11/27	SACRAMENTO	14,496	141-100	6-9	W	2/24	NEW YORK	14,496	104-95	35-21	W
11/29	CHARLOTTE	14,496	131-111	7-9	W	2/26	CLEVELAND	14,496	103-100	36-21	W
11/30	UTAH	14,496	134-125*	8-9	W	2/28	@DALLAS	17,148	107-115	36-22	L
12/3	@MINNESOTA	18,582	101-95	9-9	W	3/1	UTAH	14,496	114-109	37-22	W
12/4	@INDIANA	9,597	114-108	10-9	W	3/3	HOUSTON	14,496	112-107*	38-22	W
12/6	@ORLANDO	15,151	122-105	11-9	W	3/5	SEATTLE	14,496	118-105	39-22	W
12/7	@MIAMI	15,008	109-108	12-9	W	3/7	@SAN ANTONIO	16,057	109-122	39-23	L
12/10	DETROIT	14,496	102-93	13-9	W	3/10	@CLEVELAND	16,719	100-102	39-24	L
12/13	@SAN ANTONIO	16,057	112-107	14-9	W	3/12	@MILWAUKEE	13,587	106-100	40-24	W
12/18	@DENVER	9,802	109-123	14-10	L	3/13	@PHILADELPHIA	16,798	108-104	41-24	W
12/20	SAN ANTONIO	14,496	116-91	15-10	W	3/15	@MINNESOTA	19,006	118-113	42-24	W
12/22	@LA LAKERS	17,505	100-88	16-10	W	3/17	DALLAS	14,496	92-81	43-24	W
12/26	MIAMI	14,496	132-104	17-10	W	3/20	LA CLIPPERS	14,496	101-114	43-25	L
12/28	DALLAS	14,496	121-103	18-10	W	3/21	MINNESOTA	14,496	121-105	44-25	W
12/30	@DETROIT	21,454	110-103	19-10	W	3/25	MILWAUKEE	14,496	132-104	45-25	W
1/2	@ATLANTA	12,215	105-123	19-11	L	3/27	PHILADELPHIA	14,496	117-113	46-25	W
1/4	@CHARLOTTE	23,698	108-113	19-12	L	3/28	@DENVER	17,002	121-101	47-25	W
1/5	@NEW YORK	17,850	104-108*	19-13	L	3/31	PORTLAND	14,496	128-111	48-25	W
1/8	DENVER	14,496	135-114	20-13	W	4/2	GOLDEN STATE	14,496	109-105	49-25	W
1/10	ORLANDO	14,496	118-107	21-13	W	4/3	@UTAH	19,911	94-113	49-26	L
1/11	GOLDEN STATE	14,496	130-118	22-13	W	4/5	@LA LAKERS	17,228	104-109	49-27	L
1/13	MINNESOTA	14,496	131-111	23-13	W	4/7	SACRAMENTO	14,496	103-101	50-27	W
1/15	@SACRAMENTO	17,014	128-111	24-13	W	4/9	@SEATTLE	11,223	104-119	50-28	L
1/17	SACRAMENTO	14,496	134-94	25-13	W	4/11	@GOLDEN STATE	15,025	125-134	50-29	L
1/19	PORTLAND	14,496	132-128*	26-13	W	4/14	SEATTLE	14,496	122-100	51-29	W
1/21	@CHICAGO	18,676	102-108	26-14	L	4/16	SAN ANTONIO	14,496	121-101	52-29	W
1/22	@NEW JERSEY	11,798	104-106	26-15	L	4/18	@HOUSTON	14,302	100-97	53-29	W

*Overtime

91-92 Final Statistics

PLAYER	G	GS	MIN	FGM-FGA	PCT	3PT			OR-DR	REB	AST	PF-DQ	STL	TO	BLK	PTS-AVG	
						FGM-FGA	PCT	FTM-FTA									PCT
HORNACEK	81	81	3078	635-1240	.512	83-189	.439	279-315	.886	106-301	407	411	218-1	158	170	31	1632-20.1
JOHNSON	78	78	2899	539-1125	.479	10-46	.217	448-555	.807	61-231	292	836	180-0	116	272	23	1536-19.7
MAJERLE	82	15	2853	551-1153	.478	87-228	.382	229-303	.756	148-335	483	274	158-0	131	101	43	1418-17.3
CHAMBERS	69	66	1948	426-989	.431	18-49	.367	258-311	.830	86-315	401	142	196-1	57	103	37	1128-16.3
PERRY	80	69	2483	413-789	.523	3-8	.375	153-215	.712	204-347	551	134	237-2	44	141	116	982-12.3
LANG	81	71	1965	248-475	.522	0-1	.000	126-164	.768	170-376	546	43	306-8	48	87	201	622-7.7
CEBALLOS	64	4	725	176-365	.482	1-6	.167	109-148	.736	60-92	152	50	52-0	16	71	11	462-7.2
WEST	82	11	1436	196-310	.632	0-0	—	109-171	.637	134-238	372	22	239-2	14	82	81	501-6.1
BURTT	31	2	356	74-160	.463	1-6	.167	38-54	.704	10-24	34	59	58-0	16	33	4	187-6.0
KNIGHT	42	1	631	103-217	.475	4-13	.308	33-48	.688	16-30	46	112	58-0	24	58	3	243-5.8
MUSTAF	52	3	545	92-193	.477	0-0	—	49-71	.690	45-100	145	45	59-0	21	51	16	233-4.5
RAMBIS	28	5	381	38-82	.463	0-0	—	14-18	.778	23-83	106	37	46-0	12	25	14	90-3.2
NEALY	52	4	505	62-121	.512	20-50	.400	16-24	.667	25-86	111	37	45-0	16	17	2	160-3.1
SUNS	82	19805	3553-7219	.492	227-596	.381	1861-2397	.776	1088-2558	3646	2202	1852-14	673	1242	582	9194-112.1	
OPPONENTS	82	19805	3429-7477	.459	180-586	.307	1669-2207	.756	1218-2345	3563	1909	1931-11	659	1258	493	8707-106.2	

Season Review 91-92

Season Review 92-93

RECORD
62-20

The Suns had high expectations going into their 25th Anniversary season in the new America West Arena. Bolstered by a June 17, 1992, trade for **Charles Barkley** which sent **Jeff Hornacek**, **Andrew Lang** and **Tim Perry** to Philadelphia, Phoenix led the NBA with a franchise-record 62 wins. Phoenix also acquired veteran guard **Danny Ainge** and elevated **Paul Westphal** to head coach.


Westphal became the winningest rookie coach in NBA history and Barkley went on to become the first Phoenix player to be named NBA MVP.

The Suns began the season without **Kevin Johnson**, who missed 31 games due to injury. However, the Suns had a perfect December as Phoenix tied the NBA's third-best mark for a month with a 14-0 record.

At the All-Star Game, Phoenix was represented by the West's leading vote-getter Barkley and reserve **Dan Majerle**, as well as Westphal and his staff who led the West to victory.

Barkley averaged 25.6 points and 12.2 rebounds and led the Suns to their second Pacific Division title. The club led the NBA in scoring (113.4), broke the NBA record for three-pointers made (398) and set a franchise home attendance record (779,943). **Jerry Colangelo** was named NBA Executive of the Year for an unprecedented fourth time.

Down 0-2 against the L.A. Lakers in the first round of the playoffs, the Suns became the first team in history to come back and win 3-2. The Suns downed Seattle in seven games to earn a trip to the NBA Finals against Chicago. Phoenix lost the first two games at home, but won two of the next three in Chicago, including Game 3, a triple-overtime affair that saw Majerle tie an NBA Finals record with six three-pointers and KJ set an NBA Finals record with 62 total minutes played. But the Suns came up short as John Paxson buried a three-pointer with 3.9 seconds remaining in Game 6 in Phoenix to give the Bulls a 4-2 series win and their third-straight NBA Championship.



FRONT ROW: Assistant Coach Scotty Robertson, Assistant Coach Lionel Hollins, Head Coach Paul Westphal, Negele Knight, Frank Johnson, Charles Barkley, Danny Ainge, Kevin Johnson, President/CEO Jerry Colangelo, Senior Executive VP Cotton Fitzsimmons, Video Coach Garrick Barr, Trainer Joe Proski.

BACK ROW: Strength Coach Robin Pound, Cedric Ceballos, Tim Kempton, Jerrod Mustaf, Tom Chambers, Mark West, Oliver Miller, Richard Dumas, Dan Majerle, Assistant Trainer Matt Anderson.

2011-12 PHOENIX SUNS

DATE	OPPONENT	ATTEND.	SCORE	REC.	W/L	DATE	OPPONENT	ATTEND.	SCORE	REC.	W/L
11/7	LA CLIPPERS	19,023	111-105	1-0	W	2/5	LA LAKERS	19,023	132-104	33-9	W
11/10	@PORTLAND	12,888	89-100	1-1	L	2/7	ORLANDO	19,023	121-105	34-9	W
11/12	@UTAH	19,911	102-91	2-1	W	2/10	LA CLIPPERS	19,023	122-100	35-9	W
11/4	@MINNESOTA	19,006	108-101	3-1	W	2/11	@GOLDEN STATE	15,025	122-100	36-9	W
11/16	SEATTLE	19,023	117-108	4-1	W	2/13	@SEATTLE	14,812	95-94	36-10	L
11/18	SACRAMENTO	19,023	127-111	5-1	W	2/16	BOSTON	19,023	110-97	37-10	W
11/21	@LA CLIPPERS	14,419	107-111	5-2	L	2/18	ATLANTA	19,023	131-119	38-10	W
11/22	CHICAGO	19,023	111-128	5-3	L	2/23	@SAN ANTONIO	16,057	105-103	39-10	W
11/25	PORTLAND	19,023	121-117	6-3	W	2/25	@HOUSTON	16,611	104-131	39-11	L
11/27	GOLDEN STATE	19,023	121-107	7-3	W	2/26	UTAH	19,023	113-106	40-11	W
11/28	@GOLDEN STATE	15,025	131-134	7-4	L	2/28	CLEVELAND	19,023	94-101	40-12	L
12/1	CHARLOTTE	19,023	109-90	8-4	W	3/2	@PORTLAND	12,888	97-102	40-13	L
12/4	LA LAKERS	19,023	103-93	9-4	W	3/3	PHILADELPHIA	19,023	125-115	41-13	W
12/6	@MILWAUKEE	16,646	122-112	10-4	W	3/5	SACRAMENTO	19,023	130-122	42-13	W
12/8	@NEW JERSEY	16,514	105-100	11-4	W	3/6	@DALLAS	17,502	109-102	43-13	W
12/9	@CHARLOTTE	23,698	110-101	12-4	W	3/9	@SACRAMENTO	17,317	128-108	44-13	W
12/11	@ORLANDO	15,151	108-107	13-4	W	3/10	GOLDEN STATE	19,023	111-100	45-13	W
12/12	@MIAMI	15,008	122-118	14-4	W	3/12	DALLAS	19,023	116-98	46-13	W
12/15	WASHINGTON	19,023	125-110	15-4	W	3/13	NEW JERSEY	19,023	93-124	46-14	L
12/18	@LA LAKERS	16,734	116-100	16-4	W	3/17	PORTLAND	19,023	129-111	47-14	W
12/22	GOLDEN STATE	19,023	106-104	17-4	W	3/19	DETROIT	19,023	127-97	48-14	W
12/23	@DENVER	17,022	111-96	18-4	W	3/21	INDIANA	19,023	108-109	48-15	L
12/26	SEATTLE	19,023	113-110	19-4	W	3/23	NEW YORK	19,023	121-92	49-15	W
12/27	DENVER	19,023	129-88	20-4	W	3/24	@LA LAKERS	17,505	120-105	50-15	W
12/30	HOUSTON	19,023	133-110	21-4	W	3/26	MILWAUKEE	19,023	109-103	51-15	W
1/3	@SAN ANTONIO	16,057	113-114*	21-5	L	3/28	@PHILADELPHIA	18,168	110-100	52-15	W
1/5	@HOUSTON	13,755	106-104	22-5	W	3/30	@CHICAGO	18,676	113-109	53-15	W
1/7	@DALLAS	13,760	111-107	23-5	W	4/2	@BOSTON	14,890	118-114	54-15	W
1/12	@SEATTLE	14,812	113-122	23-6	L	4/4	@INDIANA	16,530	110-100	55-15	W
1/14	@SACRAMENTO	17,317	114-104	24-6	W	4/6	LA LAKERS	19,023	115-114	56-15	W
1/15	MIAMI	19,023	107-99	25-6	W	4/8	@SACRAMENTO	17,317	123-114	57-15	W
1/18	@NEW YORK	19,763	103-106	25-7	L	4/9	DENVER	19,023	98-97	58-15	W
1/20	@CLEVELAND	20,273	119-123	25-8	L	4/11	UTAH	19,023	112-99	59-15	W
1/22	@WASHINGTON	18,756	122-115	26-8	W	4/12	@LA CLIPPERS	15,989	104-111	59-16	L
1/23	@ATLANTA	16,531	110-91	27-8	W	4/14	MINNESOTA	19,023	98-84	60-16	W
1/25	@DETROIT	21,454	121-119	28-8	W	4/16	SEATTLE	19,023	102-108	60-17	L
1/27	@MINNESOTA	18,503	117-116*	29-8	W	4/17	@UTAH	19,911	101-110	60-18	L
1/29	SAN ANTONIO	19,023	125-110	30-8	W	4/19	HOUSTON	19,023	97-111	60-19	L
1/30	DALLAS	19,023	126-105	31-8	W	4/22	@PORTLAND	12,888	115-114	61-19	W
2/2	@LA CLIPPERS	15,989	108-112	31-9	L	4/24	SAN ANTONIO	19,023	99-97	62-19	W
2/3	MINNESOTA	19,023	122-102	32-9	W	4/25	@DENVER	17,022	118-120	62-20	L

*Overtime

92-93 Final Statistics

PLAYER	G	GS	MIN	FGM-FGA	PCT	3PT			OR-DR	REB	AST	PF-DQ	STL	TO	BLK	PTS-AVG	
						FGM-FGA	PCT	FTM-FTA									PCT
BARKLEY	76	76	2859	716-1376	.520	67-220	.305	445-582	.765	237-691	928	385	196-0	119	233	74	1944-25.6
MAJERLE	82	82	3199	509-1096	.464	167-438	.381	203-261	.778	120-263	383	311	180-0	138	133	33	1388-16.9
K. JOHNSON	49	47	1643	282-565	.499	1-8	.125	226-276	.819	30-74	104	384	100-0	85	151	19	791-16.1
DUMAS	48	32	1320	302-576	.524	1-3	.333	152-215	.707	100-123	223	60	127-0	85	92	39	757-15.8
CEBALLOS	74	46	1607	381-662	.576	0-2	.000	187-258	.725	172-236	408	77	103-1	54	106	28	949-12.8
CHAMBERS	73	0	1723	320-716	.447	11-28	.393	241-288	.837	96-249	345	101	212-43	43	92	23	892-12.2
AINGE	80	0	2163	337-730	.462	150-372	.403	123-145	.848	49-165	214	260	175-3	69	113	8	947-11.8
KNIGHT	52	35	888	124-317	.391	0-7	.000	67-86	.779	28-36	64	145	66-1	23	73	4	315-6.1
MILLER	56	1	1069	121-255	.475	0-3	.000	71-100	.710	70-205	275	118	145-0	38	108	100	313-5.6
WEST	82	82	1558	175-285	.614	0-0	—	86-166	.518	153-305	458	29	243-3	16	93	103	436-5.3
MUSTAF	32	9	336	57-130	.438	0-1	.000	33-53	.623	29-54	83	10	40-0	14	22	11	147-4.6
F. JOHNSON	77	0	1122	136-312	.436	1-12	.083	59-76	.776	41-72	113	186	112-0	60	80	8	332-4.3
STIVRINS (TOT)	19	0	76	19-39	.487	0-2	.000	3-4	.750	7-12	19	3	11-0	2	7	2	41-2.2
STIVRINS (PHX)	10	0	35	11-18	.611	0-1	.000	0-0	—	2-6	8	1	7-0	1	5	1	22-2.2
KEMPTON	30	0	167	19-48	.396	0-0	—	18-31	.581	12-27	39	19	30-0	4	16	4	56-1.9
RAMBIS	5	0	41	4-7	.571	0-0	—	1-2	.500	2-4	6	1	3-0	3	6	0	9-1.8
SUNS	82		19730	3494-7093	.493	398-1095	.363	1912-2539	.753	1141-2510	3651	2087	1739-10	752	1359	455	9298-113.4
OPPONENTS	82		19730	3500-7307	.479	250-750	.333	1502-2078	.723	1118-2316	3434	2107	2041-24	708	1328	512	8752-106.7

Season Review 93-94

RECORD
56-26

The Suns added veterans **A.C. Green** and **Joe Kleine** to their Western Conference Championship team, but battled injuries throughout the season. Despite losing 211 player games to injury and illness the Suns posted a 56-26 record, the fifth best overall mark in the NBA. The Suns posted an impressive 13-2 record in December, but the team's fortunes took a drastic turn for the worse in January. After playing the first two months of the season virtually injury-free, the Suns top two players, **Kevin Johnson** and **Charles Barkley**, went down with injuries. Johnson missed 15 games from January 5 to February 6 with a sprained right ankle and a bout with chicken pox. Barkley suffered a torn quadriceps tendon in his right knee, January 7, at Minnesota and missed the next 17 contests. The team struggled to a 7-8 mark, their first losing month since November 1991.

Cedric Ceballos, who returned to the lineup after missing the first 29 games, led the team during January and had two 40-point nights in a three-game stretch. Green averaged 19.3 points and led the team with 11.4 rebounds. Phoenix bounced back to capture an 8-4 mark in February. KJ, Barkley and **Danny Ainge** all returned to the lineup. KJ played in his third All-Star Game while Barkley, the league's leading vote-getter in balloting, was unable to play due to injury.

The Suns' march to the playoffs included a seven-game win streak. KJ had an impressive April, including a Suns record 25 assists in a win over San Antonio on April 6. The Suns beat Golden State 3-0 in the first round. In Game 3, Barkley scored 56 points, the third highest total ever in an NBA playoff game. After overcoming a 20-point fourth quarter deficit to take Game 1, the Suns again came from behind to win Game 2 of their second-round matchup against Houston. But, the eventual champion Rockets were too tough, and battled back to take the series 4-3.



FRONT ROW: Assistant Coach Scotty Robertson, Assistant Coach Lionel Hollins, Head Coach Paul Westphal, Duane Cooper, Frank Johnson, Charles Barkley, Danny Ainge, Kevin Johnson, Elliott Perry, Video Coach Garrick Barr, NBA Scout Todd Quinter, Senior Executive VP Cotton Fitzsimmons, Trainer Joe Proski.

BACK ROW: Strength Coach Robin Pound, Cedric Ceballos, A.C. Green, Jerrod Mustaf, Joe Kleine, Mark West, Malcolm Mackey, Oliver Miller, Dan Majerle, Assistant Trainer Aaron Nelson.

2011-12 PHOENIX SUNS

DATE	OPPONENT	ATTEND.	SCORE	REC.	W/L	DATE	OPPONENT	ATTEND.	SCORE	REC.	W/L
11/5	@LA LAKERS	17,505	108-116	0-1	L	2/1	LA CLIPPERS	19,023	108-106	29-13	W
11/7	SACRAMENTO	19,023	132-110	1-1	W	2/3	@PORTLAND	12,888	105-126	29-14	L
11/9	@LA CLIPPERS	12,112	114-99	2-1	W	2/6	CHICAGO	19,023	89-88	30-14	W
11/10	SAN ANTONIO	19,023	101-93	3-1	W	2/8	@LA LAKERS	12,100	104-107	30-15	L
11/13	@HOUSTON	16,611	95-99	3-2	L	2/9	MINNESOTA	19,023	111-106	31-15	W
11/16	@GOLDEN STATE	15,025	116-104	4-2	W	2/16	PORTLAND	19,023	126-100	32-15	W
11/19	PORTLAND	19,023	118-109	5-2	W	2/18	LA LAKERS	19,023	113-96	33-15	W
11/20	CLEVELAND	19,023	112-96	6-2	W	2/19	@HOUSTON	16,611	88-106	33-16	L
11/24	DENVER	19,023	130-97	7-2	W	2/21	SACRAMENTO	19,023	112-86	34-16	W
11/27	UTAH	19,023	120-98	8-2	W	2/24	@MINNESOTA	18,174	120-101	35-16	W
11/30	@CHICAGO	18,676	113-132	8-3	L	2/25	@UTAH	19,911	87-107	35-17	L
12/2	@DETROIT	21,454	102-101	9-3	W	2/27	NEW YORK	19,023	92-78	36-17	W
12/3	@NEW JERSEY	20,049	104-103	10-3	W	3/3	@GOLDEN STATE	15,025	107-120	36-18	L
12/5	@MILWAUKEE	18,255	117-98	11-3	W	3/4	MINNESOTA	19,023	106-101	37-18	W
12/9	WASHINGTON	19,023	114-95	12-3	W	3/6	UTAH	19,023	92-103	37-19	L
12/11	@DALLAS	17,502	114-103	13-3	W	3/8	@CHARLOTTE	23,698	89-97	37-20	L
12/13	MILWAUKEE	19,023	112-104	14-3	W	3/9	@WASHINGTON	18,223	142-106	38-20	W
12/15	GOLDEN STATE	19,023	110-104	15-3	W	3/11	@MIAMI	15,200	122-107	39-20	W
12/17	ORLANDO	19,023	101-104	15-4	L	3/13	@ORLANDO	15,291	100-93	40-20	W
12/18	LA CLIPPERS	19,023	116-109	16-4	W	3/15	@CLEVELAND	20,273	119-106	41-20	W
12/20	INDIANA	19,023	102-94	17-4	W	3/16	@INDIANA	16,587	98-109	41-21	L
12/21	@DENVER	17,171	95-121	17-5	L	3/18	DETROIT	19,023	113-114	41-22	L
12/23	@SEATTLE	14,813	87-86	18-5	W	3/19	NEW JERSEY	19,023	105-93	42-22	W
12/25	HOUSTON	19,023	111-91	19-5	W	3/22	MIAMI	19,023	124-118*	43-22	W
12/27	BOSTON	19,023	118-102	20-5	W	3/24	@SEATTLE	14,813	106-116	43-23	L
12/30	PHILADELPHIA	19,023	119-107	21-5	W	3/25	DALLAS	19,023	99-94	44-23	W
1/4	SEATTLE	19,023	106-112	21-6	L	3/27	HOUSTON	19,023	113-98	45-23	W
1/5	@UTAH	19,911	107-91	22-6	W	3/31	@LA CLIPPERS	16,005	117-102	46-23	W
1/7	@MINNESOTA	19,006	110-103	23-6	W	4/1	ATLANTA	19,023	93-87	47-23	W
1/9	GOLDEN STATE	19,023	122-107	24-6	W	4/3	DENVER	19,023	108-98	48-23	W
1/11	CHARLOTTE	19,023	93-95	24-7	L	4/5	@PORTLAND	12,888	113-135	48-24	L
1/13	@SAN ANTONIO	34,027	88-107	24-8	L	4/6	SAN ANTONIO	19,023	107-95	49-24	W
1/15	@SACRAMENTO	17,317	119-103	25-8	W	4/8	@SACRAMENTO	17,317	101-104	49-25	L
1/17	@GOLDEN STATE	15,025	99-104	25-9	L	4/10	@SEATTLE	14,813	108-111	49-26	L
1/18	DALLAS	19,023	113-103	26-9	W	4/12	@DENVER	17,171	107-102	50-26	W
1/20	@LA LAKERS	14,741	102-107	26-10	L	4/13	LA LAKERS	19,023	117-88	51-26	W
1/22	PORTLAND	19,023	118-117	27-10	W	4/16	@SAN ANTONIO	35,845	96-95	52-26	W
1/25	@NEW YORK	19,763	96-98	27-11	L	4/18	@DALLAS	13,931	106-97	53-26	W
1/26	@ATLANTA	14,689	107-116	27-12	L	4/19	SEATTLE	19,023	122-116	54-26	W
1/28	@PHILADELPHIA	18,168	108-103	28-12	W	4/22	LA CLIPPERS	19,023	127-121	55-26	W
1/30	@BOSTON	14,890	94-106	28-13	L	4/23	SACRAMENTO	19,023	101-100	56-26	W

*Overtime

93-94 Final Statistics

PLAYER	G	GS	MIN	FGM-FGA	PCT	3 PT		FTM-FTA	PCT	OR-DR	REB	AST	PF-DQ	STL	TO	BLK	PTS-AVG
						FGM-FGA	PCT										
BARKLEY	65	65	2298	518-1046	.495	48-178	.270	318-452	.704	198-529	727	296	160-1	101	206	37	1402-21.6
K. JOHNSON	67	67	2449	477-980	.487	6-27	.222	380-464	.819	55-112	167	637	127-1	125	235	10	1340-20.0
CEBALLOS	53	43	1602	425-795	.535	0-9	.000	160-221	.724	153-191	344	91	124-0	59	93	23	1010-19.1
MAJERLE	80	76	3207	476-1138	.418	192-503	.382	176-238	.739	120-229	349	275	153-0	129	137	43	1320-16.5
GREEN	82	55	2825	465-926	.502	8-35	.229	266-362	.735	275-478	753	137	143-0	70	100	38	1204-14.7
MILLER	69	30	1786	277-455	.609	2-9	.222	80-137	.584	140-336	476	244	230-1	83	164	156	636-9.2
AINGE	68	1	1555	224-537	.417	80-244	.328	78-94	.830	28-103	131	180	140-0	57	81	8	606-8.9
WEST	82	50	1236	162-286	.566	0-0	—	58-116	.500	112-183	295	33	214-4	31	74	109	382-4.7
F. JOHNSON	70	5	875	134-299	.448	2-12	.167	54-69	.783	29-53	82	148	120-0	41	65	1	324-4.6
PERRY	27	9	432	42-113	.372	0-3	.000	21-28	.750	12-27	39	125	36-0	25	43	1	105-3.9
KLEINE	74	4	848	125-256	.488	5-11	.455	30-39	.769	50-143	193	45	118-1	14	35	19	285-3.9
COURTNEY	33	1	168	40-78	.513	0-0	—	23-32	.719	14-13	27	9	23-0	3	10	6	103-3.1
MUSTAF	33	2	196	30-84	.357	0-0	—	13-22	.591	20-35	55	8	29-0	4	10	5	73-2.2
COOPER	23	2	136	18-41	.439	1-7	.143	11-15	.733	2-7	9	28	12-0	3	20	0	48-2.1
KNIGHT	1	0	8	1-4	.250	0-0	—	0-0	—	0-0	0	1	0-0	0	0	1	2-2.0
MACKEY	22	0	69	14-37	.378	0-2	.000	4-8	.500	12-12	24	1	9-0	0	2	3	32-1.5
HENRY	4	0	15	1-5	.200	0-2	.000	2-4	.500	0-2	2	4	1-0	0	1	0	4-1.0
SUNS	82		19705	3429-7080	.484	344-1042	.330	1674-2301	.728	1220-2453	3673	2261	1639-8	745	1305	460	8876-108.2
OPPONENTS	82		19705	3379-7135	.474	283-863	.328	1438-1998	.720	1086-2247	3333	2154	1870-16	748	1254	437	8479-103.4



Season Review 94-95

RECORD
59-23

A flurry of offseason activity brought free agents **Danny Manning** and **Wayman Tisdale** to a talent-laden roster as six current or former All-Stars suited up. While the team appeared ready to take their final step toward an NBA title, injuries plagued the club early and often. **Charles Barkley** strained an abdominal muscle during preseason and missed the first 11 games. **Kevin Johnson** sat out 35 games during the year with leg injuries. Most damaging was the season-ending knee injury Manning suffered February 6, after averaging 17.9 points and 6.0 rebounds in 46 games.

Rookie **Wesley Person**, **Elliot Perry** and **Dan Majerle** enabled the Suns to withstand the injury firestorm and hold the NBA's top mark (38-10) at the break. Person earned a place on the NBA's All-Rookie Second Team. Perry finished second in voting for the NBA's Most Improved Player award, while Majerle became the first reserve to be voted to start on an All-Star team.

Majerle, Barkley and the rest of the West team were coached to a win by Suns Head Coach **Paul Westphal** at the 45th annual All-Star Game at America West Arena.

The Suns won eight of their last nine games to capture their third Pacific Division title and earn the second seed in the playoffs.

The Suns swept Portland, 3-0, setting up a rematch with Houston. Gaining momentum in the second round, the Suns took a 3-1 lead in the best-of-seven-game series. But the defending champions refused to give up and battled back to win three-straight, including an overtime victory in Game 5 and a one-point win in Game 7, on their way to a second-straight NBA championship.



FRONT ROW: Assistant Coach Scotty Robertson, Assistant Coach Lionel Hollins, Head Coach Paul Westphal, Trevor Ruffin, Wesley Person, Charles Barkley, Danny Ainge, Kevin Johnson, Elliot Perry, Video Coach Garrick Barr, NBA Scout Todd Quinter, Trainer Joe Proski.

BACK ROW: Strength Coach Robin Pound, Aaron Swinson, A.C. Green, Wayman Tisdale, Joe Kleine, Dan Schayes, Danny Manning, Antonio Lang, Dan Majerle, Assistant Trainer Aaron Nelson, Equipment Manager Rich Howell.

2011-12 PHOENIX SUNS

DATE	OPPONENT	ATTEND.	SCORE	REC.	W/L	DATE	OPPONENT	ATTEND.	SCORE	REC.	W/L	
11/4	@SACRAMENTO	17,317	89-107	0-1	L	1/29	@NEW YORK	19,763	88-107	33-9	L	
11/6	MIAMI	19,023	119-107	1-1	W	1/30	@CLEVELAND	20,562	89-82	34-9	W	
11/9	ATLANTA	19,023	106-102	2-1	W	2/1	LA LAKERS	19,023	118-109	35-9	W	
11/11	SEA. @TACOMA	16,352	123-129	2-2	L	2/3	CHICAGO	19,023	110-100	36-9	W	
11/12	LAC @ ANAHEIM	18,018	108-101	3-2	W	2/5	HOUSTON	19,023	100-124	36-10	L	
11/15	@PORTLAND	12,888	96-93	4-2	W	2/7	@DALLAS	17,502	114-113	37-10	W	
11/16	MINNESOTA	19,023	105-90	5-2	W	2/8	@UTAH	19,911	108-104	38-10	W	
11/18	PORTLAND	19,023	124-111	6-2	W	45th All-Star Game @ America West Arena (Feb. 12)						
11/21	@UTAH	19,911	91-106	6-3	L	2/15	PORTLAND	19,023	120-113*	39-10	W	
11/23	LA CLIPPERS	19,023	140-109	7-3	W	2/17	GOLDEN STATE	19,023	128-139*	39-11	L	
11/26	SAN ANTONIO	19,023	111-108	8-3	W	2/19	UTAH	19,023	110-107	40-11	W	
11/27	NEW JERSEY	19,023	115-110	9-3	W	2/21	BOSTON	19,023	121-129	40-12	L	
11/29	@MILWAUKEE	14,564	123-106	10-3	W	2/22	@SAN ANTONIO	34,215	100-105	40-13	L	
11/30	@CHICAGO	22,414	105-118	10-4	L	2/24	LA CLIPPERS	19,023	118-106	41-13	W	
12/2	@BOSTON	14,890	107-102	11-4	W	2/26	CHARLOTTE	19,023	103-92	42-13	W	
12/3	@DETROIT	21,454	97-107	11-5	L	2/28	@LA CLIPPERS	13,137	99-110	42-14	L	
12/6	@WASHINGTON	POSTPONED-UNSAFE CONDITIONS (MADE UP 4/6)					3/1	@LA LAKERS	17,505	101-93	43-14	W
12/8	@NEW JERSEY	20,049	133-106	12-5	W	3/3	SEATTLE	19,023	122-118*	44-14	W	
12/10	@MINNESOTA	18,161	103-89	13-5	W	3/5	@GOLDEN STATE	15,025	122-112	45-14	W	
12/12	GOLDEN STATE	19,023	90-84	14-5	W	3/7	@HOUSTON	15,511	113-102	46-14	W	
12/14	SEATTLE	19,023	111-93	15-5	W	3/10	INDIANA	19,023	97-112	46-15	L	
12/16	NEW YORK	19,023	106-85	16-5	W	3/12	GOLDEN STATE	19,023	117-124*	46-16	L	
12/17	SACRAMENTO	19,023	109-98	17-5	W	3/14	DETROIT	19,023	116-109	47-16	W	
12/19	WASHINGTON	19,023	113-102	18-5	W	3/16	@CHARLOTTE	23,698	108-105	48-16	W	
12/22	@HOUSTON	16,611	106-114	18-6	L	3/18	@ATLANTA	16,378	117-122	48-17	L	
12/23	DENVER	19,023	126-110	19-6	W	3/19	@MIAMI	15,200	121-117*	49-17	W	
12/26	DALLAS	19,023	139-113	20-6	W	3/21	@ORLANDO	16,010	102-126	49-18	L	
12/27	@DALLAS	17,502	119-118	21-6	W	3/24	HOUSTON	19,023	97-99	49-19	L	
12/30	LA LAKERS	19,023	112-127	21-7	L	3/28	UTAH	19,023	102-111	49-20	L	
1/3	@SACRAMENTO	17,317	108-100	22-7	W	3/30	@SACRAMENTO	17,317	113-96	50-20	W	
1/4	PHILADELPHIA	19,023	127-122	23-7	W	3/31	MINNESOTA	19,023	106-96	51-20	W	
1/7	@DENVER	17,171	109-100	24-7	W	4/2	@SAN ANTONIO	35,888	106-109	51-21	L	
1/9	MILWAUKEE	19,023	119-102	25-7	W	4/4	@GOLDEN STATE	15,025	114-122	51-22	L	
1/11	@LA LAKERS	17,505	118-108	26-7	W	4/6	@WASHINGTON	18,756	127-123	52-22	W	
1/12	CLEVELAND	19,023	96-107	26-8	L	4/9	@PORTLAND	12,888	104-94	53-22	W	
1/14	@LA CLIPPERS	10,693	134-108	27-8	W	4/11	@SEATTLE	18,036	96-90	54-22	W	
1/17	DENVER	19,023	129-113	28-8	W	4/12	SAN ANTONIO	19,023	115-111	55-22	W	
1/19	@PORTLAND	12,888	122-115	29-8	W	4/14	@DENVER	17,171	87-102	55-23	L	
1/22	ORLANDO	19,023	111-110*	30-8	W	4/15	LA LAKERS	19,023	119-114	56-23	W	
1/24	@MINNESOTA	14,377	100-85	31-8	W	4/18	SACRAMENTO	19,023	111-101	57-23	W	
1/26	@INDIANA	16,698	92-86	32-8	W	4/21	DALLAS	19,023	110-99	58-23	W	
1/27	@PHILADELPHIA	18,168	108-107	33-8	W	4/23	SEATTLE	19,023	105-100	59-23	W	

*Overtime

94-95 Final Statistics

PLAYER	G	GS	MIN	3PT				FTM-FTA	PCT	OR-DR	REB	AST	PF-DQ	STL	TO	BLK	PTS-AVG
				FGM-FGA	PCT	FGM-FGA	PCT										
BARKLEY	68	66	2382	554-1141	.486	74-219	.338	379-507	.748	203-553	756	276	201-3	110	150	45	1561-23.0
MANNING	46	19	1510	340-622	.547	6-21	.286	136-202	.673	97-179	276	154	176-1	41	121	57	822-17.9
MAJERLE	82	46	3091	438-1031	.425	199-548	.363	206-282	.730	104-271	375	340	155-0	96	105	38	1281-15.6
JOHNSON	47	35	1352	246-523	.470	4-26	.154	234-289	.810	32-83	115	360	88-0	47	105	18	730-15.5
GREEN	82	52	2687	311-617	.504	43-127	.339	251-343	.732	194-475	669	127	146-0	55	114	31	916-11.2
PERSON	78	56	1800	309-638	.484	116-266	.436	80-101	.792	67-134	201	105	149-0	48	79	24	814-10.4
TISDALE	65	13	1276	278-574	.484	0-0	—	94-122	.770	83-164	247	45	190-3	29	64	27	650-10.0
PERRY	82	51	1977	306-588	.520	25-60	.417	158-195	.810	51-100	151	394	142-0	156	163	4	795-9.7
AINGE	74	1	1374	194-422	.460	78-214	.364	105-130	.808	25-84	109	210	155-1	46	79	7	571-7.7
DUMAS	15	1	167	37-73	.507	0-1	.000	8-16	.500	18-11	29	7	22-0	10	9	2	82-5.5
RUFFIN	49	1	319	84-197	.426	38-99	.384	27-38	.711	8-15	23	48	52-0	14	47	2	233-4.8
SHAYES	69	27	823	128-248	.508	1-1	1.00	50-69	.725	57-151	208	89	170-0	20	64	37	303-4.4
KLEINE	75	42	968	119-265	.449	0-2	.000	42-49	.857	82-177	259	39	174-2	114	35	18	280-3.7
SWINSON	9	0	51	10-18	.556	0-0	—	4-5	.800	3-5	8	3	8-0	1	5	0	24-2.7
LANG	12	0	53	4-10	.400	0-0	—	3-4	.750	3-1	4	1	11-0	0	5	2	11-0.9
SUNS	82		19830	3356-6967	.482	584-1584	.369	1777-2352	.756	1027-2403	3430	2198	1839-10	687	1167	312	9073-110.6
OPPONENTS	82		19830	3320-6963	.477	525-1544	.340	1590-2138	.744	1038-2431	3469	2149	2026-22	658	1285	391	8755-106.8

Season Review 94-95

Season Review 95-96

RECORD
41-41

Several outstanding individual performances and historical milestones highlighted the season, most notably **Charles Barkley** becoming the 10th player in NBA history to reach the 20,000 point-10,000 rebound level (Feb. 19 vs. Vancouver).

The Suns failed to win 50 or more games for the first time since 1987-88 and endured 26 lineup changes and 296 games missed due to injury/illness.

At the start of training camp, the Suns acquired **John "Hot Rod" Williams** from Cleveland for **Dan Majerle**, **Antonio Lang** and a conditional first-round draft pick. On January 16, **Cotton Fitzsimmons** replaced **Paul Westphal** as head coach and guided the team to a 27-22 record in his third stint at the Suns helm.

Danny Manning missed the first 42 games recovering from a torn anterior cruciate ligament in his left knee, but played in 33 of the remaining 40 and averaged 13.4 points and 4.3 rebounds. Barkley averaged 23.2 points and 11.6 rebounds, his best averages since earning the league MVP award in 1993. He was also Player of the Month for February. **Kevin Johnson**, the NBA's Player of the Week (April 7), overcame early-season injuries that forced him to miss 26 games and averaged 18.7 points and 9.2 assists.

Michael Finley, who was named to the NBA All-Rookie First Team, became the first Suns rookie since **Walter Davis** to score 1,000 points. **A.C. Green** completed his ninth-straight season without missing a game and pushed his consecutive games played streak to 813, third in NBA history.

The Suns were the No. 7 seed in the West and were without Finley, who suffered a sprained left ankle in the final quarter of the season finale at Houston. For the first time since 1991, the Suns lost in the first round, as San Antonio scored a 3-1 series win.



FRONT ROW: Head Coach Cotton Fitzsimmons, Assistant Coach Donn Nelson, Assistant Coach Paul Silas, Terrence Rencher, Wesley Person, Charles Barkley, Michael Finley, Kevin Johnson, Elliot Perry, Equipment Manager Rich Howell, Assistant Trainer Aaron Nelson, Trainer Joe Proski.

BACK ROW: Strength Coach Robin Pound, Chris Carr, Wayman Tisdale, A.C. Green, Joe Kleine, John Coker, John Williams, Mario Bennett, Danny Manning, Video Coach Garrick Barr, NBA Scout Todd Quinter.

2011-12 PHOENIX SUNS

DATE	OPPONENT	ATTEND.	SCORE	REC.	W/L	DATE	OPPONENT	ATTEND.	SCORE	REC.	W/L
11/3	@LA CLIPPERS	13,281	106-112	0-1	L	1/31	@ATLANTA	13,350	120-84	19-23	W
11/5	HOUSTON	19,023	104-106	0-2	L	2/2	@CLEVELAND	20,562	85-107	19-24	L
11/7	@NEW YORK	19,763	102-94	1-2	W	2/4	@WASHINGTON	18,756	123-115*	20-24	W
11/8	@BOSTON	17,848	109-113	1-3	L	2/6	CHICAGO	19,023	106-96	21-24	W
11/10	@TORONTO	25,207	112-108	2-3	W	2/8	NEW JERSEY	19,023	107-102	22-24	W
11/12	GOLDEN STATE	19,023	112-109	3-3	W	2/13	SEATTLE	19,023	98-102	22-25	L
11/15	DENVER	19,023	127-137***	3-4	L	2/15	@PORTLAND	21,118	96-84	23-25	W
11/17	@SACRAMENTO	17,317	96-105	3-5	L	2/16	@SEATTLE	17,072	99-117	23-26	L
11/18	PORTLAND	19,023	107-102	4-5	W	2/19	VANCOUVER	19,023	98-94*	24-26	W
11/22	ATLANTA	19,023	117-112	5-5	W	2/21	BOSTON	19,023	120-107	25-26	W
11/25	LA LAKERS	19,023	114-113	6-5	W	2/23	TORONTO	19,023	110-105	26-26	W
11/27	UTAH	19,023	105-114	6-6	L	2/25	NEW YORK	19,023	113-105	27-26	W
11/29	@LA LAKERS	13,484	96-107	6-7	L	2/26	@UTAH	19,911	87-110	27-27	L
12/1	MINNESOTA	19,023	111-105	7-7	W	2/28	@MINNESOTA	13,108	117-93	28-27	W
12/2	@SAN ANTONIO	27,566	93-101	7-8	L	3/1	DETROIT	19,023	97-102	28-28	L
12/5	VANCOUVER	19,023	112-108	8-8	W	3/3	@DALLAS	17,502	121-114	29-28	W
12/8	@DENVER	17,171	98-103	8-9	L	3/5	INDIANA	19,023	108-95	30-28	W
12/9	MIAMI	19,023	92-94	8-10	L	3/7	@DENVER	17,171	92-103	30-29	L
12/12	CHARLOTTE	19,023	100-115	8-11	L	3/8	LA LAKERS	19,023	97-119	30-30	L
12/16	@DALLAS	17,502	111-108*	9-11	W	3/10	@ORLANDO	17,248	106-122	30-31	L
12/19	@HOUSTON	16,285	96-103	9-12	L	3/12	@NEW JERSEY	19,074	98-88	31-31	W
12/20	WASHINGTON	19,023	106-104*	10-12	W	3/13	@DETROIT	17,443	115-118	31-32	L
12/22	@VANCOUVER	17,636	101-80	11-12	W	3/15	@PHILADELPHIA	16,514	128-102	32-32	W
12/25	SAN ANTONIO	19,023	100-105	11-13	L	3/17	@CHARLOTTE	24,042	102-103	32-33	L
12/27	PHILADELPHIA	19,023	105-90	12-13	W	3/21	GOLDEN STATE	19,023	104-96	33-33	W
12/29	DENVER	19,023	103-92	13-13	W	3/23	@GOLDEN STATE	15,025	89-98	33-34	L
12/30	SEATTLE	19,023	112-123*	13-14	L	3/24	LA CLIPPERS	19,023	103-92	34-34	W
1/4	MINNESOTA	19,023	93-98	13-15	L	3/26	SACRAMENTO	19,023	102-98	35-34	W
1/5	@LA CLIPPERS	8,626	88-94	13-16	L	3/29	MILWAUKEE	19,023	108-85	36-34	W
1/9	LA CLIPPERS	19,023	100-105	13-17	L	3/31	@SAN ANTONIO	32,272	83-97	36-35	L
1/11	@GOLDEN STATE	15,025	111-106	14-17	W	4/2	SAN ANTONIO	19,023	111-104	37-35	W
1/12	DALLAS	19,023	130-140*	14-18	L	4/4	UTAH	19,023	107-100	38-35	W
1/14	CLEVELAND	19,023	74-89	14-19	L	4/5	@SEATTLE	17,072	121-130**	38-36	L
1/17	ORLANDO	19,023	95-113	14-20	L	4/7	@VANCOUVER	19,193	112-92	39-36	W
1/19	@PORTLAND	21,401	84-101	14-21	L	4/9	PORTLAND	19,023	91-98	39-37	L
1/21	SACRAMENTO	19,023	111-97	15-21	W	4/10	@UTAH	19,911	79-103	39-38	L
1/23	@INDIANA	16,509	102-117	15-22	L	4/14	@LA LAKERS	17,503	114-118	39-39	L
1/24	@MINNESOTA	15,117	101-91	16-22	W	4/16	HOUSTON	19,023	111-100	40-39	W
1/26	@MILWAUKEE	18,633	107-97	17-22	W	4/17	@SACRAMENTO	17,317	102-103	40-40	W
1/28	@CHICAGO	23,927	82-93	17-23	L	4/19	DALLAS	19,023	123-103	41-40	W
1/30	@MIAMI	14,851	114-99	18-23	W	4/21	@HOUSTON	16,285	110-118	41-41	W

*Overtime

95-96 Final Statistics

PLAYER	G	GS	MIN	3PT			FTM-FTA			OR-DR	REB	AST	PF-DQ	STL	TO	BLK	PTS-AVG
				FGM-FGA	PCT	FGM-FGA	PCT	FTM-FTA	PCT								
BARKLEY	77	71	2632	580-1160	.500	49-175	.280	440-566	.777	243-578	821	262	208-3	114	218	56	1649-23.2
JOHNSON	56	55	2007	342-674	.507	21-57	.368	342-398	.859	42-179	221	517	144-0	82	170	13	1047-18.7
FINLEY	82	72	3212	465-976	.476	61-186	.328	242-323	.749	139-235	374	289	199-1	85	133	31	1233-15.0
MANNING	33	4	816	178-388	.459	3-14	.214	82-109	.752	30-113	143	65	121-2	38	77	24	441-13.4
PERSON	82	47	2609	390-877	.445	117-313	.374	148-192	.771	56-265	321	138	148-0	55	89	22	1045-12.7
TIDDALD	63	6	1152	279-564	.495	0-0	---	114-149	.765	55-159	214	58	188-2	15	63	36	672-10.7
PERRY	81	26	1668	261-549	.475	24-59	.407	151-194	.778	34-102	136	353	140-1	87	146	5	697-8.6
GREEN	82	36	2113	215-444	.484	14-52	.269	168-237	.709	166-388	554	72	141-1	45	79	23	612-7.5
WILLIAMS	62	58	1652	180-397	.453	0-1	.000	95-130	.731	129-243	372	62	170-2	46	62	90	455-7.3
SMITH	34	2	528	70-173	.405	25-77	.325	24-37	.649	24-32	56	86	60-1	21	40	5	189-5.6
BENNETT	19	14	230	29-64	.453	0-1	.000	27-42	.643	21-28	49	6	46-0	11	11	11	85-4.5
CARR	60	10	590	90-217	.415	11-42	.262	49-60	.817	27-75	102	43	77-10	10	40	5	240-4.0
RENCHER (TOT)	36	1	405	33-100	.330	9-29	.310	31-46	.674	9-35	44	54	37-0	16	43	2	106-2.9
RENCHER (PHX)	2	0	8	1-1	1.000	0-0	---	1-3	.333	0-2	2	0	1-0	0	2	1	3-1.5
KLEINE	56	9	663	71-169	.420	2-7	.286	20-25	.800	36-96	132	44	113-0	13	37	6	164-2.9
COKER	5	0	11	4-5	.800	0-0	---	0-0	---	2-0	2	1	1-0	0	0	1	8-1.6
RUSCONI	7	0	30	3-9	.333	0-0	---	2-5	.400	3-3	6	3	10-0	0	3	2	8-1.1
WOOD	4	0	34	1-6	.167	0-0	---	2-2	1.000	2-3	5	2	9-0	1	2	0	4-1.0
SUNS	82		19955	3159-6673	.473	327-984	.332	1907-2472	.771	1009-2501	3510	2001	1776-14	623	1207	331	8552-104.3
OPPONENTS	82		19955	3217-6837	.471	551-1492	.369	1540-2083	.739	1003-2382	3385	2088	2011-28	586	1191	420	8525-104.0

Season Review 95-96

Season Review 96-97

RECORD
40-42

In a season of growth and transition, Phoenix overcame a club-worst 0-13 start and qualified for the postseason. The Suns became the first team in NBA history to make the playoffs after losing its first 13 games.

The reshaping of the team began with the offseason trade of **Charles Barkley** to Houston in exchange for veterans **Chucky Brown**, **Mark Bryant**, **Robert Horry** and **Sam Cassell** and the signing of free agent **Rex Chapman** and rookie **Steve Nash**. Then on December 26, 1996, the Suns acquired All-Star guard **Jason Kidd** from Dallas, along with **Tony Dumas** and **Loren Meyer**, for fan favorites **Michael Finley**, **A.C. Green** and Cassell. Less than a month after the Kidd trade, former Sun **Cedric Ceballos** was re-acquired in a deal that sent Horry and **Joe Kleine** to the Lakers.

Bolstered by the improved lineup and new Head Coach **Danny Ainge**, who took the reins from **Cotton Fitzsimmons** on November 15, 1996, the new-look Suns compiled a 19-6 mark over the final two months of the season and qualified for the playoffs. The “small ball” group of **Kevin Johnson**, Kidd, Chapman and **Wesley Person** carried the bulk of the scoring load down the stretch. Phoenix averaged a league-best 109.9 points in that time. The club’s torrid second half included an 11-game winning streak from March 20 to April 10 that enabled Phoenix to become the first team in league history to own a double-digit losing streak and a double-digit winning streak in the same season.

While the Suns fell 3-2 to Seattle in the first round of the 1997 postseason, the series was memorable. Chapman’s running, one-handed three-pointer with 1.7 seconds remaining in Game 4 sent the game into overtime. Chapman connected on an NBA-record nine three-pointers and had a playoff career-high 42 points in the Suns’ Game 1 win at Seattle.

KJ became just the sixth player in league history to record 11,500 points, 6,000 assists, 2,000 rebounds and 1,000 steals for his career.



FRONT ROW: Trainer Joe Proski, Assistant Scout Jae Staats, Video Coach Garrick Barr, Assistant Coach Donn Nelson, Assistant Coach Paul Silas, Rex Chapman, Wesley Person, Jason Kidd, Kevin Johnson, Steve Nash, Assistant Coach Frank Johnson, Head Coach Danny Ainge, NBA Scout Todd Quinter, Assistant Trainer Aaron Nelson, Equipment Manager Rich Howell.

BACK ROW: Cedric Ceballos, Danny Manning, Horacio Llamas, Loren Meyer, John Williams, Mark Bryant, Wayman Tisdale, Ben Davis, Strength Coach Robin Pound.

Season Review 97-98

RECORD
56-26

The 1997-98 season was poised as a rebuilding season, but far exceeded expectations. The club convinced **Kevin Johnson** to put off his retirement and play his 11th NBA season, signed free agents **Clifford Robinson** and **George McCloud** and acquired **Antonio McDyess** from Denver for **Wesley Person**, **Tony Dumas** and four draft picks in a three-team trade.

The Suns' 17-9 record at the end of December was their best start since the 1994-95 season when they ended the season with the second-best record in the league. However, an injury to **Danny Manning** (torn ACL on April 7) changed the complexion of the team for the rest of the season and into the playoffs, but the Suns were able to finish strong by winning 11 of their last 12 games.


The club put together a 10-game winning streak, including wins over Seattle, Portland, L.A. Lakers and Houston, from March 25 to April 17 and the Suns were a perfect 6-0 on the road in April.

Phoenix recorded 10 of the 15 top defensive performances in team history. Suns opponents were limited to 80 points or less 14 times, and the Suns were 45-9 when holding their opponents to below 100 points.

Manning earned the NBA's Sixth Man Award, becoming only the second player in franchise history, and the first in nine years, to be so honored. **Jason Kidd** was named to the West All-Star team, his second appearance, and the Suns' first since 1996.

The Suns faced San Antonio in the first round of playoffs with a homecourt advantage. The Spurs won the first game but the Suns came back and won the second game to even the series. San Antonio won both games at the Alamodome by an average of 15.5 points to win the series, 3-1.

Johnson moved past Nate "Tiny" Archibald into 10th place on the all-time NBA career assist list, and on March 29 he scored his 13,000th career point.



FRONT ROW: Assistant Coach Roger Reid, Assistant Coach Scott Skiles, Rex Chapman, Kevin Johnson, Jason Kidd, Steve Nash, George McCloud, Head Coach Danny Ainge, Assistant Coach Frank Johnson, Trainer Joe Proski. **BACK ROW:** Dennis Scott, Danny Manning, Horacio Llamas, Loren Meyer, John "Hot Rod" Williams, Clifford Robinson, Antonio McDyess, Mark Bryant, Marko Milic.

2011-12 PHOENIX SUNS

DATE	OPPONENT	ATTEND.	SCORE	REC.	W/L	DATE	OPPONENT	ATTEND.	SCORE	REC.	W/L
10/31	LA CLIPPERS	19,023	110-100	1-0	W	1/30	@MIAMI	15,200	74-71	28-14	W
11/4	UTAH	19,023	106-84	2-0	W	1/31	@ORLANDO	17,248	96-94	29-14	W
11/6	NEW YORK	19,023	75-105	2-1	L	2/2	@PHILADELPHIA	12,787	106-97	30-14	W
11/8	@LA CLIPPERS	12,096	123-105	3-1	W	2/3	@TORONTO	14,344	110-105	31-14	W
11/12	MILWAUKEE	19,023	103-95	4-1	W	2/5	@NEW JERSEY	17,085	94-106	31-15	L
11/14	@PORTLAND	21,057	140-139****	5-1	W	2/10	SACRAMENTO	19,023	88-86	32-15	W
11/16	HOUSTON	19,023	96-94	6-1	W	2/12	PORTLAND	19,023	110-115	32-16	L
11/18	MINNESOTA	19,023	90-108	6-2	L	2/14	@SAN ANTONIO	20,557	94-81	33-16	W
11/20	CHICAGO	19,023	89-85	7-2	W	2/17	@DALLAS	11,471	95-77	34-16	W
11/26	NEW JERSEY	19,023	111-99	8-2	W	2/18	LA LAKERS	19,023	110-103	35-16	W
11/28	@BOSTON	18,624	112-108*	9-2	W	2/20	CHARLOTTE	19,023	115-99	36-16	W
11/29	@NEW YORK	19,763	80-102	9-3	L	2/22	SAN ANTONIO	19,023	97-79	37-16	W
12/2	@MILWAUKEE	13,131	90-86	10-3	W	2/24	PHILADELPHIA	19,023	84-85	37-17	L
12/3	@DETROIT	15,548	103-108*	10-4	L	2/26	@UTAH	19,911	97-108	37-18	L
12/5	TORONTO	19,023	110-91	11-4	W	2/27	@LA CLIPPERS	9,759	104-99	38-18	W
12/7	INDIANA	19,023	97-99	11-5	L	3/1	@SEATTLE	17,072	87-89	38-19	L
12/9	VANCOUVER	19,023	107-85	12-5	W	3/3	@PORTLAND	21,538	93-98	38-20	L
12/11	ATLANTA	19,023	94-78	13-5	W	3/5	DETROIT	19,023	102-93	39-20	W
12/13	@MINNESOTA	18,899	101-112	13-6	L	3/7	HOUSTON	19,023	89-108	39-21	L
12/15	@CHICAGO	23,888	104-111	13-7	L	3/9	LA CLIPPERS	19,023	134-105	40-21	W
12/16	@CLEVELAND	13,511	90-103	13-8	L	3/10	@DENVER	12,010	100-76	41-21	W
12/18	@DALLAS	11,427	89-75	14-8	W	3/13	GOLDEN STATE	19,023	101-77	42-21	W
12/20	@DENVER	12,120	102-81	15-8	W	3/15	DALLAS	19,023	100-90	43-21	W
12/22	GOLDEN STATE	19,023	91-76	16-8	W	3/17	SACRAMENTO	19,023	107-80	44-21	W
12/26	@VANCOUVER	17,023	118-100	17-8	W	3/18	@LA LAKERS	17,505	93-99	44-22	L
12/28	SEATTLE	19,023	97-106	17-9	L	3/21	SEATTLE	19,023	109-102	45-22	W
12/30	BOSTON	19,023	100-90	18-9	W	3/22	@SAN ANTONIO	27,646	83-93	45-23	L
1/2	DALLAS	19,023	92-85	19-9	L	3/24	@UTAH	19,911	73-92	45-24	L
1/4	@WASHINGTON	20,674	99-109	19-10	W	3/25	MINNESOTA	19,023	97-99	45-25	L
1/6	@INDIANA	15,321	81-80	20-10	W	3/27	WASHINGTON	19,023	89-85	46-25	W
1/7	@MINNESOTA	16,771	92-77	21-10	W	3/29	VANCOUVER	19,023	106-98	47-25	W
1/9	SAN ANTONIO	19,023	100-79	22-10	W	3/31	@HOUSTON	16,285	97-86	48-25	W
1/12	@SACRAMENTO	14,458	90-96	22-11	L	4/4	PORTLAND	19,023	90-83	49-25	W
1/13	CLEVELAND	19,023	84-102	22-12	L	4/6	@SEATTLE	17,072	102-92	50-25	W
1/16	ORLANDO	19,023	111-86	23-12	W	4/7	@SACRAMENTO	13,950	103-97	51-25	W
1/18	MIAMI	19,023	96-87	24-12	W	4/10	@LA LAKERS	17,505	114-105	52-25	W
1/20	@GOLDEN STATE	13,048	87-69	25-12	W	4/12	@VANCOUVER	16,266	129-106	53-25	W
1/21	LA LAKERS	19,023	109-119	25-13	L	4/13	@GOLDEN STATE	12,247	105-97	54-25	W
1/23	DENVER	19,023	93-77	26-13	W	4/15	DENVER	19,023	96-89	55-25	W
1/26	@ATLANTA	13,539	96-91	27-13	W	4/17	UTAH	19,023	99-102	55-26	L
1/27	@CHARLOTTE	22,760	113-120*	27-14	L	4/19	@HOUSTON	16,285	123-93	56-26	W

*Overtime ****Quadruple Overtime

97-98 Final Statistics

PLAYER	G	GS	MIN	FGM-FGA	PCT	3PT		FTM-FTA	PCT	OR-DR	REB	AST	PF-DQ	STL	TO	BLK	PTS-AVG
						FGM-FGA	PCT										
CHAPMAN	68	67	2263	408-956	.427	120-311	.386	146-187	.781	30-143	173	203	102-0	71	116	14	1082-15.9
MCDYESS	81	81	2441	497-927	.536	0-2	.000	231-329	.702	206-407	613	106	292-6	100	142	135	1225-15.1
ROBINSON	80	64	2359	429-895	.479	27-84	.321	248-360	.689	152-258	410	170	249-5	92	140	90	1133-14.2
MANNING	70	11	1794	390-756	.516	0-7	.000	167-226	.739	110-282	392	139	201-2	71	100	46	947-13.5
KIDD	82	82	3118	357-859	.416	73-233	.313	167-209	.799	108-402	510	745	142-0	162	261	26	954-11.6
JOHNSON	50	12	1290	155-347	.447	4-26	.154	162-187	.871	35-129	164	245	57-0	27	101	8	476-9.5
CEBALLOS	35	16	626	129-258	.500	15-50	.300	60-84	.714	51-98	149	35	59-0	22	39	8	333-9.5
NASH	76	9	1664	268-584	.459	81-195	.415	74-86	.860	32-128	160	262	145-1	63	98	4	691-9.1
MCCLOUD	63	13	1213	173-427	.405	71-208	.341	39-51	.765	45-173	28	84	132-1	54	63	13	456-7.2
SCOTT (PHX)	29	3	493	71-162	.438	31-69	.449	8-12	.667	8-42	50	24	31-0	10	12	7	181-6.2
BRYANT	70	22	1110	109-225	.484	0-1	.000	73-95	.768	92-152	244	46	180-3	36	58	15	291-4.2
WILLIAMS	71	30	1333	95-202	.470	0-0	.000	65-93	.699	107-205	312	49	138-2	33	29	60	255-3.6
LLAMAS	8	0	42	8-21	.381	1-3	.333	7-10	.700	4-14	18	1	14-0	1	9	3	24-3.0
MILIC	33	0	163	39-64	.609	3-6	.500	11-17	.647	10-15	25	12	17-0	10	21	0	92-2.8
THOMPSON	13	0	46	10-27	.370	5-16	.313	1-3	.333	1-4	5	3	6-0	4	5	0	26-2.0
SUNS	82		19955	3138-6710	.468	431-1211	.356	1459-1948	.749	991-2452	3443	2124	1765-20	756	1236	429	8166-99.6
OPPONENTS	82		19955	2923-6618	.442	394-1091	.361	1501-2051	.732	1051-2343	3394	1803	1769-17	720	1363	323	7741-94.4

Season Review 97-98

Season Review 98-99

RECORD
27-23

A season that began late and was shortened due to labor strife finished with the Suns earning an 11th-straight berth in the NBA Playoffs. The NBA suffered through a lockout from June 30 through January 21, and as a result the season was reduced to 50 regular season games. After the lockout, the club added All-Star **Tom Gugliotta** and three-time NBA titlist **Luc Longley** while re-signing free agents **Rex Chapman**, **Clifford Robinson** and **George McCloud**.

The top individual performance was turned in by **Jason Kidd**, who gained All-NBA First Team and All-Defensive First Team honors at season's end. He became the first Suns player to lead the league in assists (10.8 apg) and also topped all NBA guards with 6.8 rebounds. Kidd posted seven triple-doubles, with the rest of the NBA combining for 11.

For the second-straight season, the Suns led the league in assists with 25.0 per game, backed by Kidd's league-best average. Phoenix also placed second with a .372 three-point field goal percentage, as Robinson finished eighth with a career-best .417 and McCloud was ninth at .416.

A playoff berth was in jeopardy as Phoenix owned a 15-18 mark in early April. However, the Suns won their final eight home games and finished the season with a 12-5 mark to tie for third in the Pacific Division. The eight-straight home wins were the most since 1994-95 when the team won its first 13 home games of the season.

Phoenix faced Pacific Division champion Portland in the opening round of the playoffs and dropped the series, 3-0, as all three games were decided late in the fourth quarter.

Head Coach **Danny Ainge** became the second fastest Suns coach to reach 100 wins, as the team won at Denver on February 15 to give Ainge his 100th win in 162 games.



FRONT ROW: Assistant Coach Roger Reid, Assistant Coach Scott Skiles, Rex Chapman, Jason Kidd, Gerald Brown, Marko Milic, Head Coach Danny Ainge, Assistant Coach Frank Johnson, Trainer Joe Proski.

BACK ROW: Toby Bailey, Chris Morris, Tom Gugliotta, Danny Manning, Luc Longley, Joe Kleine, Clifford Robinson, Pat Garrity, George McCloud.

DATE	OPPONENT	ATTEND.	SCORE	REC.	W/L	DATE	OPPONENT	ATTEND.	SCORE	REC.	W/L
2/5	@ LA CLIPPERS	7,589	101-92	1-0	W	3/22	VANCOUVER	18,855	89-84	13-13	W
2/7	DENVER	19,023	115-108	2-0	W	3/24	@LA LAKERS	17,505	106-101	14-13	W
2/9	SACRAMENTO	18,217	95-112	2-1	L	3/25	@PORTLAND	20,328	84-97	14-14	L
2/11	UTAH	19,023	74-82	2-2	L	3/26	NEW YORK	19,023	87-94	14-15	L
2/13	LA CLIPPERS	19,023	107-104*	3-2	W	3/28	PORTLAND	19,023	86-88	14-16	L
2/15	@DENVER	10,415	115-106	4-2	W	3/31	GOLDEN STATE	18,674	93-78	15-16	W
2/16	@HOUSTON	16,285	92-109	4-3	L	4/2	LA LAKERS	19,023	90-91	15-17	L
2/17	@SAN ANTONIO	16,419	79-76	5-3	W	4/3	@PORTLAND	20,056	93-98	15-18	L
2/19	DETROIT	19,023	93-101	5-4	L	4/6	@LA CLIPPERS	6,450	88-83	16-18	W
2/22	DALLAS	18,596	101-83	6-4	W	4/7	MINNESOTA	19,023	90-82	17-18	W
2/25	@VANCOUVER	13,494	94-86	7-4	W	4/9	@UTAH	19,911	92-93	17-19	W
2/26	@GOLDEN STATE	15,807	90-94	7-5	L	4/10	SAN ANTONIO	19,023	110-84	18-19	L
2/28	GOLDEN STATE	18,587	102-89	8-5	W	4/12	@SAN ANTONIO	14,352	77-94	18-20	L
3/1	LA LAKERS	19,023	91-97	8-6	L	4/14	@SEATTLE	17,072	101-94	19-20	W
3/3	@LA LAKERS	17,505	95-101	8-7	L	4/16	DALLAS	18,623	92-85	20-20	W
3/4	@SEATTLE	17,072	110-93	9-7	W	4/18	SEATTLE	19,023	99-93	21-20	W
3/6	SACRAMENTO	19,023	99-111	9-8	L	4/20	@DALLAS	18,121	100-104	21-21	L
3/9	@DALLAS	12,714	103-91	10-8	W	4/21	UTAH	19,023	91-82	22-21	W
3/10	CLEVELAND	18,567	73-86	10-9	L	4/25	HOUSTON	19,023	95-71	23-21	W
3/12	SAN ANTONIO	19,023	97-99	10-10	L	4/26	@UTAH	19,911	99-85	24-21	W
3/14	HOUSTON	19,023	104-90	11-10	W	4/28	@MINNESOTA	16,771	92-97	24-22	L
3/16	@MILWAUKEE	13,316	110-92	12-10	W	4/29	@DENVER	13,129	98-87	25-22	W
3/17	@CHARLOTTE	17,837	111-119	12-11	L	5/1	VANCOUVER	19,023	107-77	26-22	W
3/19	@ATLANTA	17,190	85-93	12-12	L	5/2	@SACRAMENTO	17,317	100-111	26-23	L
3/20	@HOUSTON	16,285	93-103*	12-13	L	5/5	MINNESOTA	18,733	100-96	27-23	W

*Overtime

98-99 Final Statistics

PLAYER	G		MIN	3 PT			REBOUNDS					PF-DQ	STL	TO	BLK	PTS-AVG	
	GS	GS		FGM-FGA	PCT	FTM-FTA	PCT	OR-DR	TOT	AST							
GIUGLIOTTA	43	43	1563	277-573	.483	2-7	.286	173-218	.794	131-250	381	121	110-0	59	88	21	729-17.0
KIDD	50	50	2060	310-698	.444	45-123	.366	181-239	.757	87-252	339	539	108-1	114	150	19	846-16.9
ROBINSON	50	35	1740	299-629	.475	58-139	.417	163-234	.697	69-158	227	128	154-2	75	88	59	819-16.4
CHAPMAN	38	35	1183	165-459	.359	53-151	.351	76-91	.835	12-92	104	109	46-0	34	54	9	459-12.1
LIVINGSTON	1	0	22	5-8	.625	0-0	—	2-2	1.000	0-2	2	3	1-0	2	1	0	12-12.0
MANNING	50	5	1184	187-386	.484	1-9	.111	78-112	.696	62-157	219	113	129-1	36	69	38	453-9.1
MCCLOUD	48	16	1245	142-324	.438	69-166	.416	75-87	.862	34-128	162	79	127-0	45	49	14	428-8.9
LONGLEY	39	39	933	140-290	.483	0-0	—	59-76	.776	59-162	221	45	119-0	23	53	21	339-8.7
GARRITY	39	9	538	85-170	.500	7-18	.389	40-56	.714	26-49	75	18	62-0	8	20	3	217-5.6
MORRIS	44	2	535	64-149	.430	16-56	.286	40-46	.870	54-67	121	23	54-0	16	21	11	184-4.2
RESPERT	12	1	99	13-36	.361	4-13	.308	7-10	.700	2-11	13	8	10-0	5	5	0	37-3.1
BAILLEY	27	10	249	34-86	.395	1-5	.200	9-13	.692	24-30	54	13	24-0	9	11	2	78-2.9
SIMS	4	0	25	4-10	.400	1-1	1.000	2-5	.400	3-1	4	5	2-0	2	6	0	11-2.8
BROWN	33	0	236	33-89	.371	3-10	.300	11-14	.786	5-17	22	31	21-0	5	22	1	80-2.4
KLEINE	31	5	374	30-74	.405	0-2	.000	8-12	.667	27-40	67	12	46-0	8	10	1	68-2.2
OLIVER	2	0	11	1-3	.333	1-1	1.000	0-0	—	0-0	0	0	2-0	0	0	0	3-1.5
MILIC	11	0	53	8-20	.400	0-1	.000	0-0	—	3-2	5	2	7-0	3	6	1	16-1.5
SUNS	50		12050	1797-4004	.449	261-702	.372	924-1215	.760	598-1418	2016	1249	1022-4	444	681	200	4779-95.6
OPPONENTS	50		12050	1772-3936	.450	272-755	.360	850-1224	.694	614-1506	2120	1064	1065-8	410	812	205	4666-93.3



Season Review 99-00

In a season that was anything but scripted, the Suns recorded 50 or more wins for the ninth time in 12 seasons and advanced to the Western Conference Semifinals for the first time since 1995.

RECORD
53-29

Phoenix opened the playoffs with a 3-1 series win over defending champion San Antonio before falling to the eventual champion Lakers 4-1 in the second-round.

Defensively the Suns had their top season ever, limiting opponents to 93.7 points and .424 shooting from the field. **Jason Kidd** and **Clifford Robinson** were each named NBA All-Defensive Second Team and Kidd finished tied for fifth in the NBA with 2.0 steals.

Kidd was named All-NBA First Team for the second-straight season and led all Western Conference guards in All-Star voting. **Rodney Rogers** won the NBA Sixth Man of the Year Award with the second-highest percentage of the vote in history (86.0%) and **Shawn Marion** earned NBA All-Rookie Second Team honors.

The season was one of challenges as the Suns lost a total of 269 games due to injury, with **Anfernee Hardaway** (right foot, 21 games) and Marion (left knee, 31 games) missing most of two months. On December 13 with the club 13-7, Head Coach **Danny Ainge** unexpectedly stepped down and lead assistant **Scott Skiles** was promoted to the top spot. Days later without three starters, the Suns pulled out a 110-102 win at Portland behind **Tom Gugliotta's** 17 points and 14 rebounds. Within an hour of the win, he suffered a seizure on the team bus and missed seven games. Back to form and playing perhaps his best ball of the season, he went down on March 10 with a season-ending left knee injury.

Robinson moved into the starting lineup in December due to the injuries and supplied the missing offense. He finished the season with a team-best 18.5 points that included an America West Arena record and career-high 50 points on January 16 in a 113-100 win.

With the return of Hardaway and Marion the club started to gel, going 10-3 in February and 12-4 in March (13-1 at home during that time). Too good to be true, Kidd went down March 22 with a fractured left ankle that left him sidelined until Game 4 of the opening round of the playoffs. Suns great **Kevin Johnson** came out of retirement on March 25 to replace Kidd on the active roster.



FRONT ROW: Trainer Joe Proski, Assistant Coach Phil Weber, Assistant Coach Frank Johnson, Rex Chapman, Jason Kidd, Randy Livingston, Toby Bailey, Head Coach Scott Skiles, Assistant Coach John MacLeod, Video Coordinator Garrick Barr, Assistant Trainer Aaron Nelson.

BACK ROW: Equipment Manager Rich Howell, Shawn Marion, Corie Blount, Tom Gugliotta, Mark West, Luc Longley, Clifford Robinson, Rodney Rogers, Anfernee Hardaway, Todd Day, Strength Coach Robin Pound.

2011-12 PHOENIX SUNS

DATE	OPPONENT	ATTEND.	SCORE	REC.	W/L	DATE	OPPONENT	ATTEND.	SCORE	REC.	W/L
11/2	@DENVER	19,099	102-107*	0-1	L	1/29	@CHARLOTTE	19,366	79-100	24-18	L
11/4	PHILADELPHIA	19,023	84-80	1-1	W	1/31	@ORLANDO	13,677	117-113	25-18	W
11/7	SAN ANTONIO	19,023	77-74	2-1	W	2/2	LA CLIPPERS	18,421	114-68	26-18	W
11/9	@CHICAGO	22,026	103-80	3-1	W	2/4	@SEATTLE	15,739	86-94	26-19	L
11/10	@NEW JERSEY	11,652	104-89	4-1	W	2/6	SEATTLE	19,023	105-93	27-19	W
11/12	@MILWAUKEE	16,137	92-107	4-2	L	2/8	VANCOUVER	18,385	94-76	28-19	W
11/13	@MINNESOTA	20,003	100-110	4-3	L	2/10	MINNESOTA	19,023	101-85	29-19	W
11/15	LA LAKERS	19,023	82-91	4-4	L	2/15	@SACRAMENTO	17,317	117-108	30-19	W
11/17	CHICAGO	18,480	105-81	5-4	W	2/18	ATLANTA	19,023	85-73	31-19	W
11/19	NEW YORK	19,023	96-81	6-4	W	2/21	@SAN ANTONIO	17,049	98-89	32-19	W
11/21	SEATTLE	18,663	99-86	7-4	W	2/22	DENVER	19,023	86-67	33-19	W
11/23	TORONTO	18,718	94-93	8-4	W	2/24	@WASHINGTON	15,191	92-83	34-19	W
11/27	NEW JERSEY	19,023	129-90	9-4	W	2/25	@NEW YORK	19,763	79-84	34-20	L
11/30	@LA CLIPPERS	10,233	94-80	10-4	W	2/27	@TORONTO	19,800	102-103	34-21	L
12/1	HOUSTON	18,630	128-122**	11-4	W	2/29	@CLEVELAND	13,044	100-93	35-21	W
12/4	@HOUSTON	16,285	95-105	11-5	L	3/2	INDIANA	19,023	118-87	36-21	W
12/5	PORTLAND	19,023	90-92	11-6	L	3/4	DALLAS	19,023	110-96	37-21	W
12/7	ORLANDO	18,249	110-107	12-6	W	3/6	MIAMI	19,023	100-92	38-21	W
12/9	WASHINGTON	18,053	99-85	13-6	W	3/7	@HOUSTON	14,749	108-101	39-21	W
12/11	@DALLAS	14,444	115-120	13-7	L	3/10	UTAH	19,023	96-99	39-22	L
12/14	DETROIT	18,575	114-104	14-7	W	3/11	@DALLAS	18,187	99-104	39-23	L
12/17	@PORTLAND	20,584	110-102	15-7	W	3/14	MINNESOTA	19,023	107-100	40-23	W
12/18	SACRAMENTO	19,023	119-103	16-7	W	3/17	@VANCOUVER	14,255	101-86	41-23	W
12/20	MILWAUKEE	18,656	108-101	17-7	W	3/19	@GOLDEN STATE	12,837	99-82	42-23	W
12/21	@SAN ANTONIO	23,480	90-91*	17-8	L	3/20	BOSTON	19,023	110-106	43-23	W
12/23	DALLAS	19,023	110-111	17-9	L	3/22	SACRAMENTO	19,023	114-93	44-23	W
12/26	GOLDEN STATE	19,023	108-88	18-9	W	3/24	@LA LAKERS	18,997	101-109	44-24	L
12/27	@UTAH	19,911	91-92	18-10	L	3/26	GOLDEN STATE	19,023	90-82	45-24	W
12/29	@LA LAKERS	18,997	87-103	18-11	L	3/28	@MIAMI	15,923	78-81	45-25	L
1/4	CHARLOTTE	18,640	86-80	19-11	W	3/30	@ATLANTA	11,870	118-74	46-25	W
1/7	SAN ANTONIO	19,023	83-102	19-12	L	3/31	@DETROIT	22,076	98-97	47-25	W
1/8	@PORTLAND	20,584	91-96	19-13	L	4/2	@MINNESOTA	19,006	87-86	48-25	W
1/11	@SEATTLE	13,912	88-101	19-14	L	4/4	LA LAKERS	19,023	83-84	48-26	L
1/12	@VANCOUVER	14,404	95-92	20-14	W	4/6	UTAH	19,911	85-105	48-27	L
1/14	PORTLAND	19,023	83-105	20-15	L	4/9	@SACRAMENTO	17,317	102-97	49-27	W
1/16	DENVER	19,023	113-100	21-15	W	4/11	@LA CLIPPERS	14,724	95-88	50-27	W
1/21	@DENVER	18,221	101-99	22-15	W	4/12	VANCOUVER	18,463	122-116*	51-27	W
1/22	CLEVELAND	19,023	101-88	23-15	W	4/14	LA CLIPPERS	18,538	112-88	52-27	W
1/25	@INDIANA	18,345	87-93	23-16	L	4/16	UTAH	19,023	82-96	52-28	L
1/26	@PHILADELPHIA	19,450	93-87	24-16	W	4/18	HOUSTON	19,023	98-107	52-29	L
1/28	@BOSTON	18,624	88-91	24-17	L	4/19	@GOLDEN STATE	14,212	99-88	53-29	W

*Overtime

99-00 Final Statistics

PLAYER	G	GS	MIN	3PT				FTM-FTA	PCT	OR-DR	REB	AST	PF-DD	STL	TO	BLK	PTS-AVG
				FGM-FGA	PCT	FGM-FGA	PCT										
ROBINSON	80	67	2839	530-1142	.464	120-324	.370	298-381	.782	105-254	359	224	239-3	90	166	61	1478-18.5
HARDAWAY	60	60	2253	378-798	.474	33-102	.324	226-286	.790	91-256	347	315	164-1	94	153	38	1015-16.9
KIDD	67	67	2616	350-855	.409	56-166	.337	203-245	.829	96-387	483	678	148-2	134	226	28	959-14.3
ROGERS	82	7	2286	428-881	.486	115-262	.439	159-249	.639	138-309	447	170	290-5	94	163	47	1130-13.8
GUGLIOTTA	54	54	1767	310-645	.481	1-8	.125	117-151	.775	141-284	425	124	152-2	80	106	31	738-13.7
MARION	51	38	1260	222-471	.471	4-22	.182	72-85	.847	105-227	332	69	113-0	38	51	53	520-10.2
DAY	58	1	941	130-330	.394	64-165	.388	72-108	.667	31-98	129	65	127-1	44	50	22	396-6.8
JOHNSON	6	0	113	16-28	.571	1-1	1.000	7-7	1.000	0-16	16	24	6-0	2	7	0	40-6.7
CHAPMAN	53	19	957	124-320	.388	41-123	.333	59-78	.756	10-70	80	62	70-0	22	38	1	348-6.6
MILLER	51	9	1088	137-233	.588	0-0	—	49-73	.671	87-174	261	68	132-1	42	74	80	323-6.3
LONGLEY	72	68	1417	186-399	.466	0-0	—	80-97	.825	100-223	323	77	221-1	22	136	42	452-6.3
LIVINGSTON	79	15	1081	155-373	.416	19-55	.345	52-62	.839	25-105	130	170	129-1	49	92	13	381-4.8
BAILLEY	46	2	449	58-140	.414	2-10	.200	45-65	.692	26-46	72	30	55-0	13	24	4	163-3.5
BLOUNT	38	1	446	44-89	.494	0-2	.000	19-33	.576	52-61	113	10	78-0	15	28	7	107-2.8
MACLEAN	16	0	143	18-49	.367	2-6	.333	4-6	.667	6-17	23	8	24-0	2	8	1	42-2.6
DAVIS	5	0	22	2-6	.333	0-0	—	0-0	—	3-6	9	2	2-0	1	3	1	4-0.8
WEST	22	2	127	5-12	.417	0-0	—	5-8	.625	6-25	31	2	23-0	2	6	4	15-0.7
SUNS	82		19805	3093-6771	.457	458-1246	.368	1467-1934	.759	1022-2558	3580	2098	1973-17	744	1368	433	8111-98.9
OPPONENTS	82		19805	2825-6665	.424	403-1146	.352	1630-2205	.739	1071-2465	3536	1700	1794-11	733	1422	427	7683-93.7



Season Review 00-01

Competing in the toughest conference in NBA history, the Suns owned the eighth-best record in the NBA and finished with 50-plus wins for the 10th time in 13 seasons as seven Western Conference teams had 50 or more victories.

RECORD
51-31

Phoenix posted its top defensive season in club history by allowing 91.8 points per game, fewest in the team's existence, and held opponents to .435 shooting from the field, second-best in club history.

Phoenix was the only NBA team to have five people average double figures in scoring with **Shawn Marion** topping the team with 17.3, **Jason Kidd** at 16.9, **Clifford Robinson** averaging 16.4 points, newcomer **Tony Delk** adding 12.3 points and **Rodney Rogers** at 12.2 points. Marion also emerged as a factor on the glass in his second season as he finished eighth in the NBA with 10.8 rebounds to become the first Sun since 1995-96 and sixth player in team history to average 10-plus rebounds for a season.

For the second-straight season the Suns had a player score 50 points as Delk reached the mark at Sacramento, his former team, with an ARCO Arena record 53 points on January 2 in an overtime loss to the Kings.

Kidd joined Oscar Robertson, Bob Cousy and John Stockton as the only players in NBA history to win the assist title three-straight seasons with a league-high 9.8 assists. Kidd was also named All-NBA First Team for the third consecutive season and NBA All-Defensive First Team.

The Suns finished the season with an NBA-best 13-4 mark after March 19, a stretch that included a nine-game home winning streak to close out the year. Phoenix placed third in the Pacific Division and sixth in the Western Conference.

That led to a first-round playoff matchup against Sacramento and the Suns opened the series with a win at Sacramento but then lost three in a row to fall to the Kings.



FRONT ROW: Equipment Manager Rich Howell, Basketball Operations Assistant David Griffin, Assistant Coach Phil Weber, Assistant Coach Frank Johnson, Tony Delk, Jason Kidd, Vinny Del Negro, Elliot Perry, Head Coach Scott Skiles, Assistant Coach Jim Boylan, Head Trainer Aaron Nelson, Scout Todd Quinter, Assistant Trainer Casey Smith. **BACK ROW:** Video Coordinator Garrick Barr, Mario Elie, Rodney Rogers, Tom Gugliotta, Chris Dudley, Jake Tsakalidis, Daniel Santiago, Clifford Robinson, Shawn Marion, Anfernee Hardaway, Strength Coach Robin Pound.

2011-12 PHOENIX SUNS

DATE	OPPONENT	ATTEND.	SCORE	REC.	W/L	DATE	OPPONENT	ATTEND.	SCORE	REC.	W/L
10/31	@GOLDEN STATE	15,460	94-96	0-1	L	1/27	@WASHINGTON	19,212	82-89	24-18	L
11/2	PORTLAND	18,463	108-82	1-1	W	1/29	@ATLANTA	11,434	95-82	25-18	W
11/4	@DENVER	13,312	102-99	2-1	W	1/31	VANCOUVER	16,502	101-92	26-18	W
11/5	HOUSTON	16,735	104-99	3-1	W	2/1	@PORTLAND	19,980	92-100	26-19	L
11/7	SAN ANTONIO	16,683	100-81	4-1	W	2/4	CHARLOTTE	17,065	85-82	27-19	W
11/9	ATLANTA	16,792	88-79	5-1	W	2/6	CHICAGO	17,197	97-80	28-19	W
11/11	MIAMI	18,120	84-82	6-1	W	2/7	@LA LAKERS	18,997	83-85	28-20	L
11/15	DALLAS	16,652	99-78	7-1	W	2/13	@GOLDEN STATE	13,414	93-83	29-20	W
11/17	NEW YORK	18,738	85-90	7-2	L	2/14	MINNESOTA	17,747	104-96	30-20	W
11/18	@HOUSTON	12,694	89-94	7-3	L	2/18	@PHILADELPHIA	20,781	98-104	30-21	L
11/22	NEW JERSEY	17,239	97-85	8-3	W	2/20	@ORLANDO	13,968	110-104	31-21	W
11/24	GOLDEN STATE	18,684	80-74	9-3	W	2/21	@MIAMI	16,500	100-85	32-21	W
11/25	@LA CLIPPERS	13,510	95-89*	10-3	W	2/23	@NEW YORK	19,763	88-84*	33-21	W
11/29	@VANCOUVER	12,314	106-109**	10-4	L	2/25	UTAH	18,846	90-80	34-21	W
12/1	@SACRAMENTO	17,317	98-105	10-5	L	2/28	ORLANDO	17,441	91-97	34-22	L
12/3	PORTLAND	17,621	84-79	11-5	W	3/1	@SAN ANTONIO	16,209	71-91	34-23	L
12/7	@MILWAUKEE	14,236	104-96	12-5	W	3/3	DENVER	18,889	97-82	35-23	W
12/8	@NEW JERSEY	12,543	84-86	12-6	L	3/6	@DENVER	15,763	93-82	36-23	W
12/10	@TORONTO	19,800	95-87	13-6	W	3/7	SACRAMENTO	19,023	89-100	36-24	L
12/11	@CHICAGO	20,962	86-80	14-6	W	3/9	@UTAH	19,911	95-107	36-25	L
12/13	SAN ANTONIO	17,333	103-93	15-6	W	3/11	HOUSTON	19,023	94-92	37-25	W
12/15	LA CLIPPERS	16,689	88-98	15-7	L	3/14	@PORTLAND	19,980	84-79	38-25	W
12/16	@SAN ANTONIO	30,555	82-90	15-8	L	3/15	BOSTON	18,084	101-105	38-26	L
12/19	DETROIT	16,951	84-89	15-9	L	3/17	@DALLAS	18,187	99-109	38-27	L
12/23	DENVER	18,626	102-93	16-9	W	3/20	WASHINGTON	17,245	105-91	39-27	W
12/26	@VANCOUVER	16,110	97-95	17-9	W	3/22	@SEATTLE	17,072	91-88	40-27	W
12/28	LA LAKERS	19,023	78-115	17-10	L	3/23	PHILADELPHIA	19,023	84-71	41-27	W
12/30	TORONTO	19,023	109-103	18-10	W	3/26	LA LAKERS	19,023	104-83	42-27	W
1/2	@SACRAMENTO	17,317	117-121*	18-11	L	3/28	CLEVELAND	18,312	103-94	43-27	W
1/3	LA CLIPPERS	16,592	90-85	19-11	W	3/29	@HOUSTON	12,230	90-85	44-27	W
1/5	VANCOUVER	18,359	108-76	20-11	W	4/1	MILWAUKEE	18,464	106-99	45-27	W
1/7	MINNESOTA	17,531	88-108	20-12	L	4/3	@INDIANA	17,616	81-85	45-28	L
1/11	INDIANA	17,714	93-85	21-12	W	4/4	@CHARLOTTE	15,205	103-94	46-28	W
1/13	@DALLAS	18,187	103-86	22-12	W	4/6	@MINNESOTA	18,627	88-101	46-29	L
1/14	SEATTLE	18,631	87-106	22-13	L	4/7	@CLEVELAND	18,910	102-98	47-29	W
1/17	@SEATTLE	17,072	89-80	23-13	W	4/10	@LA LAKERS	18,997	80-106	47-30	L
1/19	GOLDEN STATE	17,438	95-103	23-14	L	4/11	DALLAS	19,023	111-106	48-30	W
1/21	@UTAH	18,991	98-109	23-15	L	4/13	SEATTLE	19,023	109-100	49-30	W
1/23	@MINNESOTA	19,677	73-82	23-16	L	4/15	SACRAMENTO	19,023	88-86	50-30	W
1/24	@DETROIT	13,113	106-73	24-16	W	4/16	@LA CLIPPERS	19,347	80-100	50-31	L
1/26	@BOSTON	18,203	83-99	24-17	L	4/18	UTAH	19,023	98-93	51-31	W

*Overtime

00-01 Final Statistics

PLAYER	G	GS	MIN	3PT			FTM-FTA			ORB-DR	REB	AST	PF-DQ	STL	TO	BLK	PTS-AVG
				FGM-FGA	PCT	FGM-FGA	PCT	FTM-FTA	PCT								
MARION	79	79	2857	557-1160	.480	21-82	.256	234-289	.810	220-628	848	160	211-2	132	129	108	1369-17.3
KIDD	77	76	3065	451-1097	.411	69-232	.297	328-403	.814	91-403	494	753	171-1	166	286	23	1299-16.9
ROBINSON	82	82	2751	501-1186	.422	90-249	.361	253-357	.709	105-229	334	237	258-6	87	186	82	1345-16.4
DELK	82	11	2288	383-923	.415	54-168	.321	185-235	.787	76-185	261	160	171-1	75	101	17	1005-12.3
ROGERS	82	3	2183	377-876	.430	56-189	.296	188-247	.761	94-265	359	180	269-5	97	157	47	998-12.2
HARDWAY	4	4	112	15-36	.417	2-8	.250	7-11	.636	5-13	18	15	6-0	6	3	1	39-9.8
GUGLIOTTA	57	2	1159	149-380	.392	3-12	.250	61-77	.792	76-179	255	55	110-0	47	51	21	362-6.4
DEL NEGRO (PHX)	36	0	526	76-144	.528	0-4	.000	25-28	.893	8-43	51	64	42-0	20	19	3	177-4.9
TSAKALIDIS	57	39	947	101-215	.470	0-0	---	54-91	.593	83-159	242	19	137-1	10	66	55	256-4.5
ELIE	68	67	1506	104-246	.423	36-100	.360	55-69	.797	38-117	155	131	112-0	58	60	12	299-4.4
MCPHERSON	33	0	308	47-96	.490	0-6	.000	18-24	.750	20-28	48	16	48-0	12	23	3	112-3.4
PERRY (PHX)	43	6	460	60-129	.465	1-4	.250	16-22	.727	8-34	42	74	28-0	19	32	1	137-3.2
SANTIAGO	54	2	581	64-134	.478	0-0	---	42-61	.689	35-67	102	11	101-1	17	47	21	170-3.1
BLOUNT	30	6	387	23-47	.489	0-0	---	8-15	.533	35-50	85	8	75-2	13	18	5	54-1.8
GURCES	10	0	62	7-15	.467	0-0	---	2-8	.250	12-10	22	4	14-0	2	5	1	16-1.6
DUDLEY	53	33	613	29-73	.397	0-0	---	14-36	.389	64-119	183	18	111-1	14	26	29	72-1.4
SUNS	82		19805	2944-6757	.436	332-1054	.315	1490-1973	.755	970-2529	3499	1905	1864-20	775	1251	429	7710-94.0
OPPONENTS	82		19805	2792-6422	.435	327-937	.349	1618-2127	.761	902-2588	3490	1652	1819-14	682	1433	416	7529-91.8

Season Review 01-02

RECORD
36-46

It was a season of transition for the Suns as 20 different players dotted the roster during the season. Three in-season trades, two summer trades and a coaching change were factors in the season of flux and Phoenix missed the playoffs for the first time since 1987-88.

Prior to the season the Suns acquired **Stephon Marbury** from New Jersey in exchange for **Jason Kidd** and **John Wallace** and **Jud Buechler** from Detroit for **Clifford Robinson**. During the season the Suns added **Jake Voskuhl**, **Bo Outlaw**, **Joe Johnson**, **Milt Palacio** and **Randy Brown** through trades. On February 17 the club had a change of leadership when **Frank Johnson** took over for **Scott Skiles**.

But the flurry of activity did not stop the Suns from winning the 1,500th game in club history with a 92-83 win over San Antonio on February 24. In the process the Suns became the fourth-fastest franchise in NBA history to reach the 1,500-win mark.

In his first season with the Suns, Marbury averaged a team-best 20.4 points, the first time a Phoenix player averaged 20-plus points since 1996-97 when Kevin Johnson had 20.1 points. **Shawn Marion** added 19.1 points to give the Suns their first 19-plus point tandem since 1993-94 when Charles Barkley (21.6) and KJ (20.0) turned the trick. Marbury was also sixth in the NBA with 8.1 assists and Marion was one of two NBA players to be ranked in the top 40 in seven of the league's nine major statistical categories, including eighth with 9.9 rebounds.

The season marked the last in the 14-year NBA career of **Dan Majerle** and the Phoenix fan favorite finished his career with a made three-pointer to give him 800 for his Suns tenure and 1,360 (fifth in NBA history) over his career.

After joining the Suns on February 20 from Boston in a trade for **Rodney Rogers** and **Tony Delk**, Joe Johnson averaged 9.6 points and 4.1 rebounds in 29 games and earned All-NBA Rookie Second Team honors at season's end.



FRONT ROW: Assistant Strength Coach Tommy Boyer-Kendrick, Assistant Coach Al Bianchi, Assistant Coach Phil Weber, Head Coach Frank Johnson, Randy Brown, Milt Palacio, Anfernee Hardaway, Dan Majerle, Stephon Marbury, Joe Crispin, Assistant Coach Jim Boylan, Head Trainer Aaron Nelson, Equipment Manager Rich Howell.

BACK ROW: Assistant Trainer Casey Smith, Shawn Marion, Joe Johnson, Alton Ford, Jake Voskuhl, Jake Tsakalidis, Tom Gugliotta, Bo Outlaw, John Wallace, Strength Coach Robin Pound.

2011-12 PHOENIX SUNS

DATE	OPPONENT	ATTEND.	SCORE	REC.	W/L	DATE	OPPONENT	ATTEND.	SCORE	REC.	W/L
10/30	DENVER	16,421	96-99	0-1	L	1/24	@NEW YORK	19,763	91-96	21-21	L
11/1	@GOLDEN STATE	14,624	107-101	1-1	W	1/26	@WASHINGTON	20,674	102-112	21-22	L
11/2	@LA LAKERS	18,997	94-117	1-2	L	1/29	CHICAGO	13,745	91-90	22-22	W
11/4	HOUSTON	13,562	100-103	1-3	L	1/31	@PORTLAND	19,493	97-105	22-23	L
11/6	MEMPHIS	12,765	113-101	2-3	W	2/1	GOLDEN STATE	18,733	104-98	23-23	W
11/8	ATLANTA	13,206	108-80	3-3	W	2/3	@GOLDEN STATE	9,326	98-97	24-23	W
11/10	@LA CLIPPERS	17,111	102-111	3-4	L	2/6	@SEATTLE	15,124	79-90	24-24	L
11/13	@SEATTLE	10,880	92-91	4-4	W	2/12	@DETROIT	13,952	99-71	25-24	W
11/14	ORLANDO	17,393	92-93	4-5	L	2/13	@MINNESOTA	18,701	92-107	25-25	L
11/16	LA LAKERS	19,023	95-83	5-5	W	2/15	WASHINGTON	19,023	96-97	25-26	L
11/18	TORONTO	14,823	81-87	5-6	L	2/17	DALLAS	16,809	92-105	25-27	L
11/21	NEW YORK	15,740	96-72	6-6	W	2/19	SEATTLE	14,716	91-103	25-28	L
11/23	@MEMPHIS	16,308	103-89	7-6	W	2/21	@MEMPHIS	13,417	78-72	26-28	W
11/24	@DALLAS	19,869	104-119	7-7	L	2/22	@CHICAGO	18,381	83-91	26-29	L
11/26	@UTAH	17,720	111-104*	8-7	W	2/24	SAN ANTONIO	15,836	92-83	27-29	W
11/28	MILWAUKEE	15,590	104-84	9-7	W	2/26	@SAN ANTONIO	19,013	91-99	27-30	L
11/30	UTAH	15,046	98-76	10-7	W	2/28	INDIANA	16,095	107-100*	28-30	W
12/1	@PORTLAND	18,487	97-83	11-7	W	3/2	HOUSTON	15,686	97-104	28-31	L
12/3	GOLDEN STATE	13,656	110-93	12-7	W	3/5	@DALLAS	19,745	77-81	28-32	L
12/5	@NEW JERSEY	11,452	87-106	12-8	L	3/6	NEW JERSEY	16,251	89-87	29-32	W
12/7	@BOSTON	15,050	102-109*	12-9	L	3/8	MINNESOTA	16,914	81-76	30-32	W
12/9	@TORONTO	19,800	91-90	13-9	W	3/10	CHARLOTTE	15,003	82-88	30-33	L
12/12	SACRAMENTO	14,568	114-88	14-9	W	3/12	@MIAMI	15,358	78-90	30-34	L
12/14	SAN ANTONIO	16,187	93-105	14-10	L	3/13	@ORLANDO	14,771	114-119*	30-35	L
12/15	@DENVER	13,593	98-106	14-11	L	3/15	@ATLANTA	13,563	89-104	30-36	L
12/18	LA CLIPPERS	15,945	92-96	14-12	L	3/16	CHARLOTTE	10,582	76-87	30-37	L
12/22	PORTLAND	16,234	102-90	15-12	W	3/21	DETROIT	18,299	82-95	30-38	L
12/23	@SACRAMENTO	17,317	101-133	15-13	L	3/23	@LA CLIPPERS	19,455	97-94	31-38	W
12/26	@HOUSTON	12,620	97-91	16-13	W	3/25	CLEVELAND	18,055	102-96	32-38	W
12/27	BOSTON	19,023	84-82	17-13	W	3/27	LA LAKERS	19,023	118-106	33-38	W
12/29	DENVER	17,976	109-92	18-13	W	3/29	LA CLIPPERS	18,508	94-96	33-39	L
1/2	PHILADELPHIA	18,695	81-102	18-14	L	3/30	@HOUSTON	13,448	90-88	34-39	W
1/4	@LA LAKERS	18,997	86-118	18-15	L	4/2	@CLEVELAND	13,688	96-101	34-40	L
1/5	SACRAMENTO	17,042	112-118	18-16	L	4/3	@PHILADELPHIA	20,652	83-89*	34-41	L
1/8	@UTAH	18,976	84-98	18-17	L	4/5	@INDIANA	16,419	87-97	34-42	L
1/10	MEMPHIS	14,379	96-102	18-18	L	4/6	@MINNESOTA	18,716	104-108	34-43	L
1/12	MIAMI	15,304	108-74	19-18	W	4/9	SEATTLE	16,667	99-92	35-43	W
1/13	@SACRAMENTO	17,317	100-103	19-19	L	4/11	UTAH	17,158	96-97	35-44	L
1/16	PORTLAND	13,957	99-108	19-20	L	4/13	@DENVER	16,807	94-98	35-45	L
1/18	MINNESOTA	16,860	103-100*	20-20	W	4/16	@SAN ANTONIO	30,186	71-95	35-46	L
1/22	@MILWAUKEE	17,036	92-81	21-20	W	4/17	DALLAS	19,023	89-76	36-46	W

*Overtime

01-02 Final Statistics

PLAYER	G	GS	MIN	3 PT			FTM-FTA			ORB	AST	PF-DQ	STL	TO	BLK	PTS-AVG	
				FGM-FGA	PCT	FGM-FGA	PCT	FTM-FTA	PCT								
MARBURY	82	80	3187	625-1413	.442	71-248	.286	353-452	.781	75-191	266	666	186-0	77	284	13	1674-20.4
MARION	81	81	3109	654-1395	.469	48-122	.393	191-226	.845	211-592	803	162	214-0	149	144	86	1547-19.1
ROGERS	50	7	1254	249-534	.466	49-140	.350	82-99	.828	95-146	241	72	148-2	50	66	17	629-12.6
HARDWAY	80	55	2462	389-931	.418	23-83	.277	158-195	.810	98-252	350	324	184-0	122	189	32	959-12.0
DELK	41	1	877	166-416	.399	47-147	.320	56-67	.836	38-86	124	81	60-0	61	60	4	435-10.6
JOHNSON (PHX)	29	27	913	121-288	.420	14-42	.333	21-27	.778	35-83	118	105	55-0	26	43	11	277-9.6
TSAKALOIDIS	67	47	1582	190-400	.475	0-1	.000	111-159	.698	130-244	374	23	193-4	23	78	69	491-7.3
GLUGLIOTTA	44	40	1129	127-301	.422	3-9	.333	28-37	.757	59-162	221	77	116-1	39	61	30	285-6.5
WALLACE	46	0	490	93-214	.435	5-13	.385	40-46	.870	27-58	85	29	60-0	11	29	9	231-5.0
VOSKUHL	59	34	900	107-193	.554	0-0	---	82-109	.752	103-147	250	18	139-1	11	48	23	296-5.0
OUTLAND (PHX)	73	36	1768	153-278	.550	1-2	.500	35-84	.417	132-203	335	122	182-1	61	85	83	342-4.7
MAJERLE	65	1	1180	99-289	.343	79-235	.336	23-39	.590	28-148	176	90	104-0	48	35	15	300-4.6
CRISPIN (PHX)	15	0	129	23-56	.411	15-35	.429	8-8	1.000	2-8	10	24	8-0	4	9	0	69-4.6
FORD	53	0	452	61-118	.517	0-0	---	42-57	.737	32-75	107	7	99-0	6	32	7	164-3.1
PALACIO (PHX)	28	1	272	30-79	.380	1-7	.143	18-23	.783	3-20	23	29	23-0	9	16	1	79-2.8
SANTIAGO	3	0	24	4-8	.500	0-0	---	0-0	---	0-7	7	2	4-0	0	2	1	8-2.7
BELL	5	0	42	3-11	.273	0-6	.000	2-2	1.000	2-2	4	2	3-0	0	5	0	8-1.6
BUECHLER	6	0	54	2-6	.333	2-6	.333	0-0	---	2-6	8	3	7-0	1	1	0	6-1.0
DEL NEGRO	2	0	6	1-4	.250	0-0	---	0-0	---	0-0	0	2	0-0	0	0	0	2-1.0
BROWN (TOT)	1	0	6	0-1	.000	0-0	---	0-0	---	0-0	0	2	1-0	0	0	1	0-0.0
SUNS	82	19830	3097-6934	.447	358-1096	.327	1250-1630	.767	1072-2430	3502	1838	1785-9	668	1205	401	7802-95.1	
OPPONENTS	82	19830	2957-6663	.444	433-1208	.358	1511-2013	.751	1030-2493	3523	1821	1521-9	685	1265	475	7858-95.8	

Season Review 01-02

Season Review 02-03

RECORD
44-38

Only one year removed from missing the postseason, the Suns reemerged as playoff contenders by securing the eighth and final seed in the competitive Western Conference. Sparking the eight-game improvement were 2003 All-Stars **Stephon Marbury** and **Shawn Marion**, the veteran leadership of **Anfernee Hardaway** and 2002-03 "got milk?" NBA Rookie of the Year **Amar'e Stoudemire**.

The Suns weren't just content with being back on their postseason course, though. The young squad put a scare into the NBA's top team and eventual NBA Champion San Antonio Spurs by stealing two victories in their first-round series on a couple of improbable game-winning shots by Marbury (Game 1) and **Jake Voskuhl** (Game 4).

The Suns' turnaround began at the 2002 NBA Draft when Phoenix selected high school phenom Stoudemire and **Casey Jacobsen** in the first round. Stoudemire eventually became the league's youngest ROY winner in the award's history and just the third Suns player to win the honor, following Walter Davis in 1977-78 and Alvan Adams in 1975-76.

Phoenix also got two All-Star performances from its top two players, Marbury and Marion, who became the Suns' first All-Star duo since 1995 (**Charles Barkley** and **Dan Majerle**). Marbury was the only player in the NBA to be in the top 12 in points (22.3, 12th) and assists (8.1, 4th), and capped his season with his second selection to the All-NBA Third Team. Marion finished the season as the only player ranked in top 20 in points (21.2, 17th) and top 10 in rebounds (9.5, 8th) and steals (2.28, 3rd).

Phoenix was a season-best 10 games above .500 on Jan. 12 (24-14) until injuries to three of the team's five opening night starters (Hardaway, **Jake Tsakalidis**, **Tom Gugliotta**) sent the team into a midseason slump. Led by **Frank Johnson**, in his first full season as head coach, the Suns won eight of their last 12 games to clinch a playoff spot in the final week of the regular season.

The campaign was only the second in the franchise's 35 years and the first since 1970-71 that the Suns did not make a player addition/subtraction or coaching change during the season.



FRONT ROW: Assistant Coach Phil Weber, Assistant Coach Mike D'Antoni, Head Coach Frank Johnson, Stephon Marbury, Joe Johnson, Anfernee Hardaway, Shawn Marion, Casey Jacobsen, Randy Brown, Assistant Coach Marc Iavaroni, Assistant Coach Tim Grgurich, Equipment Manager Rich Howell, Assistant Video Coordinator Ron DuBois. **BACK ROW:** Head Trainer Aaron Nelson, Assistant Trainer Casey Smith, Alton Ford, Bo Outlaw, Jake Voskuhl, Jake Tsakalidis, Scott Williams, Dan Langhi, Tom Gugliotta, Amar'e Stoudemire, Video Coordinator Garrick Barr, Strength Coach Robin Pound.

2011-12 PHOENIX SUNS

DATE	OPPONENT	ATTEND.	SCORE	REC.	W/L	DATE	OPPONENT	ATTEND.	SCORE	REC.	W/L
10/30	@SEATTLE	14,002	73-86	0-1	L	1/22	@MIAMI	14,633	85-92	25-18	L
11/1	CLEVELAND	16,133	78-74	1-1	W	1/24	@ORLANDO	14,707	110-107	26-18	W
11/2	@DALLAS	19,783	83-97	1-2	L	1/26	@NEW YORK	18,859	98-106	26-19	L
11/3	DETROIT	13,256	82-84	1-3	L	1/27	@WASHINGTON	20,173	93-98	26-20	L
11/6	ATLANTA	14,685	93-88	2-3	W	1/29	LA LAKERS	18,437	90-99	26-21	L
11/8	PORTLAND	15,009	86-75	3-3	W	1/31	@LA CLIPPERS	17,875	98-92	27-21	W
11/13	@DENVER	11,846	75-72	4-3	W	2/1	GOLDEN STATE	16,174	116-107	28-21	W
11/15	HOUSTON	16,284	88-87	5-3	W	2/3	CHICAGO	14,113	115-111*	29-21	W
11/19	@UTAH	19,410	76-99	5-4	L	2/11	LA CLIPPERS	15,085	106-107	29-22	L
11/22	@SACRAMENTO	17,317	101-118	5-5	L	2/14	NEW YORK	15,438	115-116	29-23	L
11/23	DENVER	15,121	79-80	5-6	L	2/16	BOSTON	16,748	102-92	30-23	W
11/25	MILWAUKEE	12,986	86-81	6-6	W	2/19	HOUSTON	17,467	89-107	30-24	L
11/27	NEW JERSEY	16,615	82-75	7-6	W	2/21	@TORONTO	18,695	89-92	30-25	L
11/29	SAN ANTONIO	17,252	94-87	8-6	W	2/23	@MINNESOTA	15,771	97-99	30-26	L
11/30	@GOLDEN STATE	13,322	90-100	8-7	L	2/24	@CHICAGO	17,057	87-90	30-27	L
12/2	MIAMI	12,420	90-100*	8-8	L	2/26	@MILWAUKEE	17,213	118-112	31-27	W
12/4	MEMPHIS	12,939	98-85	9-8	W	3/1	NEW ORLEANS	16,133	92-97	31-28	L
12/6	INDIANA	15,073	102-96	10-8	W	3/4	@SAN ANTONIO	18,797	104-97	32-28	W
12/8	@MEMPHIS	12,469	94-102	10-9	L	3/5	PORTLAND	15,314	98-92	33-28	W
12/9	@NEW JERSEY	10,248	93-106	10-10	L	3/9	MINNESOTA	19,023	98-105	33-29	L
12/11	@BOSTON	13,049	103-94	11-10	W	3/11	@GOLDEN STATE	16,433	98-113	33-30	L
12/13	@PHILADELPHIA	19,894	99-91	12-10	W	3/13	SACRAMENTO	18,184	109-84	34-30	W
12/14	@ATLANTA	7,851	102-88	13-10	W	3/16	@HOUSTON	15,717	75-85	34-31	L
12/16	ORLANDO	13,112	87-84	14-10	W	3/17	TORONTO	15,326	95-91*	35-31	W
12/17	@SACRAMENTO	17,317	86-95	14-11	L	3/19	UTAH	15,196	86-99	35-32	L
12/20	@LA CLIPPERS	15,970	87-76	15-11	W	3/21	WASHINGTON	19,023	109-83	36-32	W
12/21	SACRAMENTO	18,133	110-101	16-11	W	3/22	@DALLAS	20,087	95-102	36-33	L
12/23	SEATTLE	16,145	89-88	17-11	W	3/24	SEATTLE	18,535	73-82	36-34	L
12/27	LA CLIPPERS	15,756	108-95	18-11	W	3/26	@MEMPHIS	14,524	101-99	37-34	W
12/29	@CLEVELAND	9,410	103-84	19-11	W	3/28	@DETROIT	22,076	94-91	38-34	W
12/30	@MINNESOTA	18,347	98-104	19-12	L	3/30	@INDIANA	15,258	81-92	38-35	L
1/2	PHILADELPHIA	17,557	96-78	20-12	W	4/1	DENVER	17,124	95-65	39-35	W
1/4	LA LAKERS	19,023	107-93	21-12	W	4/5	MINNESOTA	18,413	111-94	40-35	W
1/5	@LA LAKERS	18,642	97-109	21-13	L	4/6	@LA LAKERS	18,997	113-115*	40-36	L
1/7	@PORTLAND	18,669	88-81	22-13	W	4/8	@DENVER	13,873	98-78	41-36	W
1/8	@UTAH	19,820	93-99	22-14	L	4/9	DALLAS	17,136	112-89	42-36	W
1/10	MEMPHIS	15,005	99-93	23-14	W	4/11	GOLDEN STATE	17,792	117-101	43-36	W
1/12	UTAH	15,348	107-99	24-14	W	4/13	SAN ANTONIO	19,023	92-85	44-36	W
1/14	@SAN ANTONIO	17,101	100-108*	24-15	L	4/15	@PORTLAND	20,580	102-120	44-37	L
1/15	@HOUSTON	10,171	96-102	24-16	L	4/16	@SEATTLE	17,072	70-84	44-38	L
1/17	DALLAS	19,023	111-106	25-16	W						
1/20	@NEW ORLEANS	16,034	102-114	25-17	L						

*Overtime

02-03 Final Statistics

PLAYER	G	GS	MIN	3 PT			REBOUNDS					PTS-AVG					
				FGM-FGA	PCT	FTM-FTA	PCT	OR-DR	TOT	AST	PF-DQ		STL	TO	BLK		
MARBURY	81	81	3240	671-1530	.439	89-296	.301	375-467	.803	53-210	263	654	200-1	108	263	20	1806-22.3
MARION	81	81	3373	662-1466	.452	141-364	.387	251-295	.851	199-574	773	198	208-0	185	157	95	1716-21.2
STOUDEMIRE	82	71	2570	392-830	.472	2-10	.200	320-484	.661	250-471	721	78	269-3	62	189	87	1106-13.5
HARDWAY	58	51	1777	256-573	.447	26-73	.356	77-97	.794	66-192	258	235	150-1	66	145	26	615-10.6
JOHNSON	82	34	2255	316-796	.397	75-205	.366	96-124	.774	57-207	264	210	143-0	62	108	19	803-9.8
JACOBSEN	72	0	1147	122-327	.373	52-165	.315	72-105	.686	29-54	83	73	90-0	35	55	6	368-5.1
TSAKALIDIS	33	27	543	61-135	.452	0-0	---	39-58	.672	45-77	122	13	80-1	6	26	17	161-4.9
GUGLIOTTA	27	11	447	60-132	.455	0-1	.000	9-9	1.000	25-75	100	31	35-0	14	31	5	129-4.8
OUTLAW	80	20	1800	153-278	.550	0-2	.000	72-116	.621	134-234	368	112	194-1	50	76	71	378-4.7
WILLIAMS	69	33	872	120-292	.411	0-2	.000	33-42	.786	72-121	193	22	159-2	27	32	21	273-4.0
VOSKUIHL	65	1	947	92-163	.564	0-0	---	64-96	.667	97-128	225	36	172-0	18	48	29	248-3.8
LANGHI	60	0	541	81-202	.401	9-31	.290	12-20	.600	19-68	87	21	58-0	15	16	6	183-3.1
BROWN	32	0	262	16-43	.372	0-0	---	9-12	.750	3-23	26	35	36-0	17	2	2	41-1.3
FORD	11	0	31	3-9	.333	0-0	---	1-3	.333	0-6	6	1	7-0	0	2	0	7-0.6
SUNS	82		19805	3005-6776	.443	394-1149	.343	1430-1928	.742	1049-2440	3489	1719	1801-9	665	1208	404	7834-95.5
OPPONENTS	82		19805	2913-6658	.438	436-1361	.320	1479-1932	.766	1031-2487	3518	1824	1763-20	639	1309	453	7741-94.4

Season Review 02-03

Season Review 03-04

From the roster to the coaching staff to the arena they play in, 2003-04 became a season of change and adjustment for the Phoenix Suns.

RECORD
29-53

The season began with high hopes, but after struggling through the first six weeks, the Suns opted for a coaching change. **Mike D'Antoni** was named the club's 12th head coach in team history on Dec. 10, replacing **Frank Johnson**. Less than one month later on Jan. 5, Phoenix pulled off a major deal that sent **Stephon Marbury**, **Anfernee Hardaway** and **Cezary Trybanski** to New York for **Antonio McDyess**, **Howard Easley**, **Maciej Lampe**, **Charlie Ward**, the draft rights to **Milos Vujanic**, two first-round picks and cash.

Even though the team finished 29-53 and missed the playoffs, the deal offered salary cap flexibility and transformed the club into the youngest team in the NBA, and put the franchise in excellent position to improve via free agency in the offseason.

One player who clearly benefited from the trade was **Joe Johnson**, who took advantage of increased playing time, and averaged nearly 20 points, five rebounds and five assists in the final 48 games. After a slow start, **Amar'e Stoudemire** led the Suns in scoring with 20.6 points, but played in only 55 games due to a left ankle, big toe injury.

Suns Chairman and CEO **Jerry Colangelo** was elected to the Naismith Memorial Basketball Hall of Fame in Springfield, Mass. on April 5, joining former Suns player **Connie Hawkins** as a recipient of the sport's highest honor. Shortly after the season ended, Arizona native **Robert Sarver** led an investment group that purchased the club for an NBA record \$401 million on June 30.



FRONT ROW: Video Coordinator Danny Aning, Assistant Coach/NBA Scout Todd Quinter, Assistant Coach Marc Tavaroni, Assistant Coach Tim Grgurich, Howard Easley, Donnell Harvey, Joe Johnson, Casey Jacobsen, Leandro Barbosa, Head Coach Mike D'Antoni, Assistant Coach Phil Weber, Athletic Trainer Aaron Nelson, Equipment Manager Rich Howell. **BACK ROW:** Assistant Athletic Trainer Mike Elliott, Strength Coach/Assistant Trainer Casey Smith, Amar'e Stoudemire, Antonio McDyess, Zarko Cabarkapa, Jake Voskuhl, Maciej Lampe, Jahidi White, Shawn Marion, Assistant Video Coordinator Noel Gillespie, Assistant Equipment Manager Jay Gaspar.

2011-12 PHOENIX SUNS

DATE	OPPONENT	ATTEND.	SCORE	REC.	W/L	DATE	OPPONENT	ATTEND.	SCORE	REC.	W/L
10/28	@SAN ANTONIO	18,797	82-83	0-1	L	1/19	@L.A. LAKERS	18,312	88-85	16-26	W
10/30	CLEVELAND	18,422	95-86	1-1	W	1/21	@DENVER	15,652	92-97	16-27	L
11/1	L.A. LAKERS	18,422	99-103	1-2	L	1/23	SAN ANTONIO	17,799	84-86	16-28	L
11/5	@UTAH	18,852	80-91	1-3	L	1/25	@MINNESOTA	16,002	95-99	16-29	L
11/7	MEMPHIS	16,485	96-88	2-3	W	1/27	@ATLANTA	11,179	89-85	17-29	W
11/10	@GOLDEN STATE	13,278	99-96	3-3	W	1/28	@INDIANA	16,111	79-101	17-30	L
11/12	ATLANTA	15,703	94-99	3-4	L	1/30	@WASHINGTON	14,125	100-105	17-31	L
11/14	@HOUSTON	18,134	85-90	3-5	L	1/31	@NEW YORK	19,763	105-110	17-32	L
11/15	DETROIT	15,681	91-100	3-6	L	2/2	HOUSTON	16,446	99-79	18-32	W
11/18	CHICAGO	14,263	95-82	4-6	W	2/4	PORTLAND	14,121	97-101	18-33	L
11/20	ORLANDO	15,203	96-89	5-6	W	2/6	SEATTLE	16,486	105-107	18-34	L
11/22	MIAMI	16,379	100-98	6-6	W	2/7	UTAH	15,792	92-96	18-35	L
11/25	@DENVER	12,003	80-111	6-7	L	2/10	TORONTO	14,138	94-101	18-36	L
11/26	DALLAS	17,205	121-90	7-7	W	2/11	@GOLDEN STATE	14,587	99-110	18-37	L
11/28	GOLDEN STATE	15,826	83-92	7-8	L	2/17	@MINNESOTA	16,181	95-110	18-38	L
12/1	INDIANA	14,398	82-89	7-9	L	2/20	@MEMPHIS	15,710	92-97	18-39	L
12/3	MINNESOTA	16,508	79-92	7-10	L	2/22	L.A. LAKERS	18,422	92-104	18-40	L
12/5	@BOSTON	15,116	110-106	8-10	W	2/25	NEW YORK	17,769	113-95	19-40	W
12/6	@NEW JERSEY	14,639	88-99	8-11	L	2/27	@SEATTLE	15,224	104-99	20-40	W
12/8	@ORLANDO	12,584	98-105	8-12	L	2/29	@SACRAMENTO	17,317	94-108	20-41	L
12/9	@MIAMI	14,568	72-92	8-13	L	3/3	NEW JERSEY	17,332	87-74	21-41	W
12/11	NEW ORLEANS	17,173	101-111	8-14	L	3/6	SAN ANTONIO	16,039	86-107	21-42	L
12/13	@L.A. CLIPPERS	14,874	91-106	8-15	L	3/8	@DALLAS	20,357	90-103	21-43	L
12/14	@SACRAMENTO	17,317	102-107	8-16	L	3/12	UTAH	14,790	90-99	21-44	L
12/16	SEATTLE	15,063	92-91*	9-16	W	3/13	DALLAS	16,705	90-113	21-45	L
12/18	@PORTLAND	16,576	94-101	9-17	L	3/15	@HOUSTON	16,328	99-97*	22-45	W
12/20	HOUSTON	15,302	102-87	10-17	W	3/16	L.A. CLIPPERS	15,539	98-110	22-46	L
12/21	@L.A. LAKERS	18,897	101-107	10-18	L	3/19	MINNESOTA	18,422	80-93	22-47	L
12/23	@SEATTLE	14,527	90-116	10-19	L	3/20	MILWAUKEE	18,422	123-111	23-47	W
12/26	BOSTON	17,034	102-104	10-20	L	3/23	@CLEVELAND	19,024	103-86	24-47	W
12/28	PHILADELPHIA	17,259	100-92	11-20	W	3/24	@PHILADELPHIA	17,947	94-99	24-48	L
12/29	@L.A. CLIPPERS	13,405	113-105	12-20	W	3/26	@NEW ORLEANS	13,108	99-94	25-48	W
1/2	@DETROIT	22,076	81-93	12-21	L	3/27	@SAN ANTONIO	18,797	76-105	25-49	L
1/4	@TORONTO	19,029	73-83	12-22	L	3/29	WASHINGTON	15,124	101-95	26-49	W
1/5	@CHICAGO	16,720	82-87	12-23	L	4/2	@MEMPHIS	19,351	99-109	26-50	L
1/7	@MILWAUKEE	14,009	87-95	12-24	L	4/3	@DALLAS	20,348	103-124	26-51	L
1/9	SACRAMENTO	16,848	93-113	12-25	L	4/7	DENVER	16,797	96-111	26-52	L
1/13	DENVER	15,910	92-105	12-26	L	4/9	SACRAMENTO	18,422	101-96	27-52	W
1/15	@PORTLAND	14,202	105-96	13-26	W	4/11	MEMPHIS	15,216	89-83	28-52	W
1/16	GOLDEN STATE	14,921	104-93	14-26	W	4/13	L.A. CLIPPERS	17,108	96-98	28-53	L
1/18	PORTLAND	15,131	96-92	15-26	W	4/14	@UTAH	19,911	89-84	29-53	W

*Overtime

03-04 Final Statistics

PLAYER	G	GS	MIN	3 PT			REBOUNDS			PF-DQ	STL	TO	BLK	PTS-AVG			
				FGM-FGA	PCT	FTM-FTA	PCT	OR-DR	TOT						AST		
MARBURY	34	34	1415	262-606	.432	37-118	.314	147-185	.795	19-98	117	281	74-0	64	97	5	708-20.8
STOUDEMIRE	55	53	2025	411-865	.475	1-5	.200	310-435	.713	157-339	496	78	188-5	64	177	89	1133-20.6
MARION	79	79	3217	590-1341	.440	90-265	.340	228-268	.851	212-525	737	214	203-1	167	156	104	1498-19.0
JOHNSON	82	77	3331	555-1291	.430	83-272	.305	174-232	.750	80-305	385	362	177-1	93	199	26	1367-16.7
HARDWAY	34	10	876	120-271	.443	14-35	.400	42-49	.857	27-71	98	97	65-1	28	42	8	296-8.7
BARBOSA	70	46	1500	210-470	.447	83-210	.395	47-61	.770	23-100	123	165	184-6	93	120	7	550-7.9
WILLIAMS	16	10	267	53-101	.525	2-2	1.000	9-13	.692	23-49	72	6	45-0	15	6	7	117-7.3
MCDYESS (PHX)	24	14	506	61-126	.484	0-0	—	16-31	.516	39-99	138	16	71-5	25	30	13	138-5.8
EISLEY (PHX)	34	0	727	86-249	.345	24-78	.308	44-53	.830	13-50	63	117	52-0	26	48	2	240-7.1
VOSKUHL	66	43	1606	152-300	.507	0-0	—	134-181	.740	123-220	343	57	258-8	42	77	25	438-6.6
JACOBSEN	78	13	1828	150-360	.417	75-180	.417	91-111	.820	42-159	201	98	144-0	48	68	9	466-6.0
LAMPE	21	0	224	43-88	.489	0-4	.000	10-13	.769	9-35	44	9	28-0	3	15	3	96-4.6
WHITE (PHX)	61	17	861	99-189	.524	0-0	—	63-126	.500	97-164	261	7	176-4	25	65	50	261-4.3
CABARKAPA	49	4	570	81-197	.411	6-32	.188	35-53	.660	26-73	99	40	75-0	10	54	13	203-4.1
HARVEY (PHX)	36	7	438	53-112	.473	0-0	—	35-44	.795	19-73	92	13	85-0	14	23	16	141-3.9
GUGLIOTTA	30	3	304	31-99	.313	0-1	.000	6-8	.750	15-41	56	21	34-0	14	20	4	68-2.3
ARCHIBALD	1	0	6	0-1	.000	0-0	—	1-2	.500	0-1	1	1	1-0	0	1	0	1-1.0
KNIGHT	3	0	19	1-3	.333	0-0	—	0-0	—	0-3	3	4	1-0	3	3	1	2-0.7
TRYBANSKI	4	0	10	0-2	.000	0-0	—	0-0	—	0-1	1	0	1-0	0	2	1	0-0.0
SUNS	82	19730	2958-6671	.443	415-1202	.345	1392-1865	.746	924-2406	3330	1586	1862-31	734	1249	383	7723-94.2	
OPPONENTS	82	19730	2975-6671	.446	479-1374	.349	1601-2093	.765	1038-2550	3588	1760	1589-3	649	1304	431	8030-97.9	

Season Review 04-05

RECORD
62-20

The Phoenix Suns posted one of the most remarkable turnarounds in NBA history under the direction of new majority owner **Robert Sarver** and became only the second team in NBA history (1979-80 Boston Celtics) to post a 60-win season following a 50-loss season. Prior to the start of the season, few could have predicted what would ensue... best record in the NBA, the third-greatest turnaround in league history, a franchise-record tying 62 regular season victories, including a remarkable 31-10 road record, the team's first trip to the Western Conference Finals since 1993, and NBA MVP (**Steve Nash**), Coach of the Year (**Mike D'Antoni**) and Executive of the Year (**Bryan Colangelo**) individual honors.

Aided by the offseason signings of Nash and **Quentin Richardson**, the Suns jumped out to a 31-4 start and never looked back. The two teamed with **Amar'e Stoudemire**, **Shawn Marion** and **Joe Johnson** to form one of the most explosive starting fives in the NBA in recent memory. The club's high-octane offense posted the league's highest scoring average in a decade (110.4) and broke the NBA record for most three-pointers made in a single season (796).

The surprising Suns were well represented at the 2005 All-Star Weekend in Denver with the entire starting five in attendance, including the outstanding trio of Nash, Stoudemire and Marion in the main event. Nash was the catalyst for the Suns' 33-game improvement and was rewarded by becoming only the second Suns player (**Charles Barkley**, 1992-93) to be named NBA MVP after averaging 15.5 points and a career-high 11.5 assists. In only his third NBA season, Stoudemire averaged a team-high 26.0 points, trailing only **Tom Chambers'** franchise-best 27.2 scoring average set in 1989-90. Marion, who averaged 19.4 points and a career-high 11.3 rebounds, became only the second player ever (David Robinson, 1991-92) to rank in the top five in the league in rebounding and steals.

After locking up home-court advantage throughout the playoffs, the top-seeded Suns earned their first sweep ever in a best-of-seven series by ousting the Memphis Grizzlies in the first round. Then despite losing Johnson to a devastating orbital bone fracture that sidelined him for the remainder of the Western Conference Semifinals in Game 2, the Suns bounced back in spectacular fashion to knock off the Dallas Mavericks in a thrilling six-game series. The eventual NBA Champion San Antonio Spurs knocked off the Suns 4-1 in the Western Conference Finals.



FRONT ROW: Assistant Athletic Trainer Mike Elliott, Strength Coach/Assistant Trainer Erik Phillips, Athletic Trainer Aaron Nelson, Head Coach Mike D'Antoni, Steve Nash, Joe Johnson, Shawn Marion, Quentin Richardson, Jim Jackson, Leandro Barbosa, Assistant Coach Phil Weber, Equipment Manager Rich Howell, Assistant Equipment Manager Jay Gaspar. **BACK ROW:** Assistant Coach/NBA Scout Todd Quinter, Assistant Coach Marc Iavaroni, Bo Outlaw, Walter McCarty, Jake Voskuhl, Steven Hunter, Paul Shirley, Amar'e Stoudemire, Assistant Coach Alvin Gentry, Video Coordinator Noel Gillespie.

2011-12 PHOENIX SUNS

DATE	OPPONENT	ATTEND.	SCORE	REC.	W/L	DATE	OPPONENT	ATTEND.	SCORE	REC.	W/L
11/3	ATLANTA	18,422	112-82	1-0	W	1/23	NEW JERSEY	18,139	113-105	32-10	W
11/5	@PHILADELPHIA	19,385	108-98	2-0	W	1/25	@NEW YORK	18,680	133-118	33-10	W
11/6	@NEW JERSEY	13,254	112-80	3-0	W	1/26	@MILWAUKEE	18,847	121-115	34-10	W
11/9	@CHICAGO	17,595	94-74	4-0	W	1/28	@BOSTON	17,109	128-119	35-10	W
11/10	@CLEVELAND	15,190	109-114*	4-1	L	1/30	@TORONTO	19,800	123-105	36-10	W
11/13	SACRAMENTO	18,422	111-113	4-2	L	2/1	@MEMPHIS	16,637	97-108	36-11	L
11/16	@DALLAS	20,238	107-101	5-2	W	2/2	@MINNESOTA	17,179	108-79	37-11	W
11/17	@NEW ORLEANS	11,359	95-84	6-2	W	2/5	NEW YORK	18,422	114-106	38-11	W
11/19	L.A. LAKERS	18,422	107-102	7-2	W	2/8	@SACRAMENTO	17,317	125-123	39-11	W
11/21	@L.A. CLIPPERS	17,077	122-111	8-2	W	2/11	SEATTLE	18,422	105-113	39-12	L
11/22	CHICAGO	15,285	100-82	9-2	W	2/13	@GOLDEN STATE	16,544	106-102*	40-12	W
11/24	MILWAUKEE	15,088	111-104	10-2	W	2/14	UTAH	18,422	136-128	41-12	L
11/26	NEW ORLEANS	17,986	95-86	11-2	W	2/17	DALLAS	18,422	113-119	41-13	L
11/30	@UTAH	17,336	115-102	12-2	W	2/23	L.A. CLIPPERS	18,221	118-101	42-13	W
12/1	CLEVELAND	14,795	120-101	13-2	W	2/26	@DALLAS	20,435	124-123	43-13	W
12/3	MINNESOTA	16,915	93-97	13-3	L	2/27	BOSTON	18,422	113-120*	43-14	L
12/5	@PORTLAND	16,128	121-99	14-3	W	3/3	DETROIT	18,422	100-97	44-14	W
12/7	GOLDEN STATE	14,272	118-104	15-3	W	3/5	PORTLAND	18,422	129-116	45-14	W
12/8	@L.A. LAKERS	18,997	113-110	16-3	W	3/6	@SEATTLE	17,072	110-99	46-14	W
12/10	CHARLOTTE	17,105	115-106	17-3	W	3/9	SAN ANTONIO	18,422	107-101	47-14	W
12/13	ORLANDO	14,228	121-100	18-3	W	3/11	HOUSTON	18,422	107-127	47-15	L
12/15	UTAH	14,908	108-86	19-3	W	3/13	@DENVER	19,556	106-101	48-15	W
12/17	@SEATTLE	17,072	112-110	20-3	W	3/18	GOLDEN STATE	18,422	100-110	48-16	L
12/18	WASHINGTON	16,948	110-96	21-3	W	3/20	@MEMPHIS	18,119	97-91	49-16	W
12/20	@DENVER	19,609	107-105	22-3	W	3/22	@ATLANTA	14,521	105-94	50-16	W
12/23	MEMPHIS	17,422	109-102	23-3	W	3/23	@CHARLOTTE	11,664	120-105	51-16	W
12/26	TORONTO	18,422	106-94	24-3	W	3/25	@MIAMI	20,278	115-125	51-17	L
12/28	@SAN ANTONIO	18,797	94-115	24-4	L	3/26	@ORLANDO	17,283	118-116	52-17	W
12/29	@NEW ORLEANS	16,905	107-96	25-4	W	3/28	DENVER	18,422	123-114	53-17	W
1/2	PORTLAND	18,166	117-98	26-4	W	3/30	PHILADELPHIA	18,422	116-87	54-17	W
1/4	@MINNESOTA	18,132	122-115	27-4	W	4/1	MINNESOTA	18,422	107-98	55-17	W
1/5	@HOUSTON	15,258	108-98	28-4	W	4/3	@HOUSTON	18,203	91-78	56-17	W
1/8	@L.A. CLIPPERS	17,664	108-91	29-4	W	4/5	L.A. LAKERS	18,422	125-99	57-17	W
1/9	INDIANA	18,422	124-89	30-4	W	4/8	@HOUSTON STATE	20,043	119-127	57-18	L
1/11	MIAMI	18,422	122-107	31-4	W	4/9	HOUSTON	18,422	97-98	57-19	L
1/12	@UTAH	19,209	108-115	31-5	L	4/11	@L.A. LAKERS	18,997	108-97	58-19	W
1/14	@INDIANA	18,345	83-101	31-6	L	4/12	NEW ORLEANS	17,616	99-85	59-19	W
1/15	@WASHINGTON	20,173	103-108	31-7	L	4/15	L.A. CLIPPERS	18,422	98-91	60-19	W
1/17	@DETROIT	22,076	80-94	31-8	L	4/16	SACRAMENTO	18,422	116-98	61-19	W
1/19	MEMPHIS	18,422	79-88	31-9	L	4/18	DENVER	18,422	128-114	62-19	W
1/21	SAN ANTONIO	18,422	123-128*	31-10	L	4/20	@SACRAMENTO	17,317	107-132	62-20	L

*Overtime

04-05 Final Statistics

PLAYER	G	GS	MIN	3 PT			REBOUNDS					PTS-AVG					
				FGM-FGA	PCT	FGM-FGA	PCT	FTM-FTA	PCT	OR-DR	TOT		AST	PF-DQ	STL	TO	BLK
STOUDEMIRE	80	80	2889	747-1336	.559	3-16	.188	583-795	.733	219-494	713	131	278-5	77	189	130	2080-26.0
MARION	81	81	3146	613-1289	.476	114-341	.334	229-275	.833	235-680	915	154	199-0	163	125	119	1569-19.4
JOHNSON	82	82	3240	544-1179	.461	177-370	.478	135-180	.750	120-302	422	291	167-0	79	148	24	1400-17.1
NASH	75	75	2573	430-857	.502	94-218	.431	211-238	.887	57-192	249	861	136-0	74	245	6	1165-15.5
RICHARDSON	79	78	2839	407-1045	.389	226-631	.358	136-184	.739	91-388	479	158	197-4	96	102	27	1176-14.9
JACKSON (TOT)	64	27	1987	248-582	.426	122-295	.414	54-58	.931	33-236	269	183	153-1	35	115	5	672-10.5
JACKSON (PHO)	40	3	997	130-299	.435	68-148	.459	24-25	.960	23-131	154	97	86-0	12	59	4	352-8.8
BARBOSA	63	6	1087	168-354	.475	51-139	.367	55-69	.797	32-98	130	126	127-0	30	87	7	442-7.0
JACOBSEN	40	0	768	65-157	.414	34-89	.382	48-62	.774	17-50	67	37	56-0	11	27	1	212-5.3
HUNTER	76	3	1046	135-220	.614	0-1	.000	78-163	.479	98-129	227	13	131-1	4	44	102	348-4.6
MCCARTY (TOT)	72	0	906	95-235	.404	55-155	.355	15-29	.517	29-109	138	37	144-1	25	36	15	260-3.6
MCCARTY (PHO)	28	0	353	33-85	.388	25-65	.385	7-14	.500	8-53	61	11	59-1	10	19	6	98-3.5
CABARKAPA	3	0	11	4-7	.571	0-0	—	1-1	1.000	2-1	3	0	0-0	0	0	0	9-3.0
PARKER (TOT)	16	1	144	18-43	.419	3-13	.231	9-13	.692	4-8	12	15	16-0	5	19	0	48-3.0
PARKER (PHO)	5	0	34	7-15	.467	1-4	.250	0-0	—	2-1	3	4	3-0	2	9	0	15-3.0
LAMPE	16	0	119	17-49	.347	2-3	.667	8-12	.667	9-23	32	1	20-0	1	10	2	44-2.8
VOSKUHL	38	1	360	27-59	.458	0-0	—	26-38	.684	30-62	92	17	60-0	4	20	11	80-2.1
TABUSE	4	0	17	1-6	.167	1-1	1.000	4-4	1.000	2-2	4	3	1-0	0	1	0	7-1.8
VROMAN	10	1	57	6-16	.375	0-0	—	4-7	.571	5-8	13	7	11-0	3	7	2	16-1.6
SHIRLEY	9	0	30	5-11	.455	0-0	—	2-4	.500	1-1	2	3	3-0	0	1	0	12-1.3
OUTLAW	39	0	214	12-34	.353	0-0	—	5-9	.556	16-37	53	13	29-0	6	8	12	29-0.7
SUNS	82		19780	3351-7018	.477	796-2026	.393	1556-2080	.748	967-2652	3619	1927	1563-11	572	1125	453	9054-110.4
OPPONENTS	82		19780	3328-7485	.445	494-1476	.335	1320-1775	.744	1233-2550	3783	1741	1750-13	627	1131	342	8470-103.3

Season Review 04-05

Season Review 05-06

A resilient and determined Phoenix Suns team advanced to the Western Conference Finals for the second year in a row after overcoming numerous obstacles.

RECORD
54-28

An unfortunate preseason knee injury to All-Star **Amar'e Stoudemire** and an overhauled roster had critics dismissing the Suns as a playoff contender, but the run-and-gun Suns won their second consecutive Pacific Division title for the first time in franchise history. Despite returning only three active players from the 2004-05 roster (**Steve Nash**, **Shawn Marion**, **Leandro Barbosa**) and the loss of the NBA's fifth-leading scorer (Stoudemire), Phoenix became the first team in NBA history to lead the league in scoring (108.4), field goal percentage (.479), three-point field goal percentage (.399) and free-throw percentage (.806).

Nash directed an explosive offense that featured seven players who recorded career years in scoring. For his efforts, Nash was awarded his second consecutive NBA MVP award after posting career highs in scoring (18.8), rebounds (4.2), field goal percentage (.512), free throw percentage (franchise-record .921) and minutes played (35.4). Equally impressive was teammate Marion, who enjoyed a career year, posting career highs in scoring (21.8), rebounds (11.8), blocks (1.69), double-doubles (60) and field goal percentage (.525). Perhaps, the biggest surprise was the emergence of newcomer **Boris Diaw**, who came to Phoenix from Atlanta in the Joe Johnson sign-and-trade deal, and became the second player (**Kevin Johnson**, 1988-89) in franchise history to be named the NBA's Most Improved Player after averaging 13.3 points, 6.9 rebounds and 6.2 assists.

After locking up the No. 2 seed in the Western Conference playoffs, the Suns became only the eighth team in NBA history to wipe out a 3-1 deficit and defeat the L.A. Lakers in the first round. In yet another grueling seven-game series, Phoenix ousted the L.A. Clippers in the conference semifinals and took a stunning 1-0 lead in the Western Conference Finals with a 121-118 road win in Dallas on May 24. Unfortunately, the win came at a cost. Starting guard **Raja Bell** suffered a left calf strain late in the game that hampered the team's inspirational leader the rest of the series as the pesky Suns finally bowed out in six games.

On Jan. 6, 2006, America West Arena, the Suns home since 1992-93, was officially renamed the US Airways Center.



FRONT ROW: Video Coordinator Noel Gillespie, Assistant Video Coordinator Jason March, Assistant Athletic Trainer Mike Elliott, Strength Coach/Assistant Trainer Erik Phillips, Athletic Trainer Aaron Nelson, Equipment Managers Jay Gaspar and Rich Howell. **MIDDLE ROW:** Assistant Coach Phil Weber, Head Coach Mike D'Antoni, Eddie House, Leandro Barbosa, Raja Bell, Shawn Marion, Dijon Thompson, Steve Nash, Andre Barrett, Assistant Coach Alvin Gentry, Assistant Coach Marc Iavaroni, Assistant Coach Dan D'Antoni. **BACK ROW:** James Jones, Boris Diaw, Pat Burke, Nikoloz Tskitshvili, Amar'e Stoudemire, Kurt Thomas, Brian Grant, Tim Thomas.

2011-12 PHOENIX SUNS

DATE	OPPONENT	ATTEND.	SCORE	REC.	W/L	DATE	OPPONENT	ATTEND.	SCORE	REC.	W/L
11/1	DALLAS	17,961	108-111**	0-1	L	1/26	@MIAMI	20,025	107-98	27-15	W
11/3	@L.A. LAKERS	18,997	122-112	1-1	W	1/27	@ATLANTA	13,557	110-106	28-15	W
11/5	@UTAH	18,609	97-88	2-1	W	1/29	@CLEVELAND	20,562	106-113	28-16	L
11/6	SACRAMENTO	17,298	117-118	2-2	L	1/31	@PHILADELPHIA	15,732	123-99	29-16	W
11/10	DETROIT	17,663	104-111	2-3	L	2/1	@BOSTON	15,019	102-94	30-16	W
11/12	GOLDEN STATE	16,562	101-86	3-3	W	2/4	CHICAGO	18,422	118-101	31-16	W
11/16	MEMPHIS	15,808	103-115	3-4	L	2/6	MINNESOTA	17,912	101-103	31-17	L
11/18	UTAH	16,332	102-94	4-4	W	2/8	MEMPHIS	17,801	108-102	32-17	W
11/19	@SAN ANTONIO	18,797	91-97	4-5	L	2/10	SACRAMENTO	18,422	112-104	33-17	W
11/22	TORONTO	16,259	90-82	5-5	W	2/15	@DENVER	18,182	116-101	34-17	W
11/23	@HOUSTON	18,059	100-88	6-5	W	2/16	HOUSTON	18,327	109-75	35-17	W
11/25	NEW JERSEY	18,068	92-81	7-5	W	2/22	BOSTON	18,422	103-94	36-17	W
11/30	INDIANA	16,674	109-91	8-5	W	2/25	CHARLOTTE	18,422	136-121	37-17	W
12/2	DENVER	17,852	102-97	9-5	W	2/27	@HOUSTON	13,521	111-94	38-17	W
12/4	ATLANTA	16,992	112-94	10-5	W	3/1	MILWAUKEE	17,701	123-110	39-17	W
12/6	PORTLAND	15,102	130-85	11-5	W	3/3	ORLANDO	18,422	123-118	40-17	W
12/7	@GOLDEN STATE	17,389	118-110	12-5	W	3/5	@DALLAS	20,340	115-107	41-17	W
12/9	NEW YORK	18,207	85-81	13-5	W	3/6	@N.O./OKLA. CITY	19,207	101-88	42-17	W
12/10	@L.A. CLIPPERS	17,033	91-101	13-6	L	3/9	SAN ANTONIO	18,422	93-117	42-18	L
12/12	N.O./OKLA. CITY	15,547	87-91	13-7	L	3/11	MINNESOTA	18,422	110-102	43-18	W
12/14	@DALLAS	19,731	96-102	13-8	L	3/12	@PORTLAND	18,896	101-111	43-19	L
12/16	@N.O./OKLA. CITY	7,302	101-88	14-8	W	3/14	@SEATTLE	16,841	129-120	44-19	W
12/17	@MEMPHIS	16,375	87-91	14-9	L	3/15	L.A. CLIPPERS	18,422	126-95	45-19	W
12/20	SEATTLE	17,590	111-83	15-9	W	3/17	@SAN ANTONIO	18,797	102-108	45-20	L
12/23	WASHINGTON	18,265	111-112	15-10	L	3/21	@UTAH	18,948	99-107	45-21	L
12/26	@MINNESOTA	17,197	103-89	16-10	W	3/23	PORTLAND	18,422	125-108	46-21	W
12/28	@WASHINGTON	16,424	104-99	17-10	W	3/25	DENVER	18,422	107-96	47-21	W
12/30	@CHARLOTTE	18,201	110-100	18-10	W	3/27	@NEW JERSEY	18,467	72-110	47-22	L
12/31	@CHICAGO	22,165	107-98*	19-10	W	3/28	@MILWAUKEE	15,573	110-132	47-23	L
1/2	@NEW YORK	19,763	133-140***	19-11	L	3/30	@INDIANA	18,345	114-104	48-23	W
1/4	PHILADELPHIA	18,301	105-85	20-11	W	3/31	@TORONTO	19,800	140-126	49-23	W
1/6	MIAMI	18,422	111-93	21-11	W	4/2	@DETROIT	22,076	102-109	49-24	L
1/7	SAN ANTONIO	18,422	91-86	22-11	W	4/5	L.A. CLIPPERS	18,422	105-119	49-25	L
1/10	@DENVER	14,492	137-139***	22-12	L	4/7	L.A. LAKERS	18,422	107-96	50-25	W
1/12	GOLDEN STATE	18,037	112-99	23-12	W	4/9	@SEATTLE	16,861	114-116	50-26	L
1/14	CLEVELAND	18,422	115-106	24-12	W	4/11	@SACRAMENTO	17,317	123-110	51-26	W
1/17	@SACRAMENTO	17,317	90-119	24-13	L	4/13	DALLAS	18,422	117-104	52-26	W
1/18	@L.A. CLIPPERS	16,888	112-102	25-13	W	4/14	@GOLDEN STATE	18,618	102-110	52-27	L
1/20	L.A. LAKERS	18,422	106-93	26-13	W	4/16	@L.A. LAKERS	18,997	89-109	52-28	L
1/22	SEATTLE	18,294	149-152**	26-14	L	4/17	N.O./OKLA. CITY	18,422	115-78	53-28	W
1/24	@ORLANDO	15,791	102-111	26-15	L	4/19	@PORTLAND	19,272	106-96	54-28	W

*Overtime

05-06 Final Statistics

PLAYER	G	GS	MIN	FGM-FGA	PCT	3 PT			REBOUNDS				PF-DQ	STL	TO	BLK	PTS-AVG
						FGM-FGA	PCT	FTM-FTA	PCT	OR-DR	TOT	AST					
MARION	81	81	3263	716-1365	.525	96-290	.331	241-298	.809	249-710	959	143	223-2	160	125	137	1769-21.8
NASH	79	79	2796	541-1056	.512	150-342	.439	257-279	.921	47-286	333	826	120-1	61	276	12	1489-18.8
BELL	79	79	2959	425-930	.457	197-446	.442	115-146	.788	44-209	253	207	248-5	76	89	22	1162-14.7
DIAW	81	70	2874	449-853	.526	8-30	.267	174-238	.731	159-399	558	503	260-5	58	189	85	1080-13.3
BARBOSA	57	11	1592	273-567	.481	87-196	.444	111-147	.755	31-119	150	158	145-3	48	89	6	744-13.1
T. THOMAS (TOT)	29	10	665	113-262	.431	46-111	.414	28-42	.667	22-109	131	20	78-0	16	33	7	300-10.3
T. THOMAS (PHO)	26	10	634	107-246	.435	45-105	.429	28-42	.667	22-105	127	18	77-0	16	32	6	287-11.0
HOUSE	81	0	1421	320-759	.422	123-316	.389	33-41	.805	15-117	132	148	96-0	42	76	12	796-9.8
JONES	75	24	1772	243-581	.418	110-285	.386	103-121	.851	44-209	253	57	142-0	38	35	49	699-9.3
STOUDEMIRE	3	3	50	9-27	.333	0-1	.000	8-9	.889	6-10	16	2	4-0	1	1	3	26-8.7
K. THOMAS	53	50	1411	190-391	.486	0-0	---	75-92	.815	102-313	415	57	193-5	23	57	54	455-8.6
BARRETT	2	0	21	3-7	.429	0-1	.000	3-3	1.000	1-2	3	2	1-0	0	1	0	9-4.5
JACKSON	27	1	420	38-129	.295	14-63	.222	9-13	.692	11-53	64	31	46-0	10	30	6	99-3.7
BURKE	42	0	346	63-127	.496	2-7	.286	13-21	.619	21-52	73	16	62-2	6	33	13	141-3.4
GRANT	21	2	248	27-65	.415	0-0	---	7-8	.875	11-46	57	7	45-0	5	7	3	61-2.9
THOMPSON	10	0	43	11-25	.440	4-11	.364	2-2	1.000	4-7	11	1	6-0	3	2	1	28-2.8
TSKITSHVILI (TOT)	17	0	99	13-37	.351	1-3	.333	9-14	.643	9-13	22	3	8-0	1	6	2	36-2.1
TSKITSHVILI (PHO)	12	0	86	12-33	.364	1-3	.333	8-12	.667	9-11	20	3	8-0	1	4	2	33-2.8
FORD	3	0	13	2-3	.667	0-0	---	0-0	---	1-2	3	0	7-0	0	2	1	4-1.3
DAVIS (TOT)	6	0	17	2-7	.286	0-2	.000	2-3	.667	3-1	4	1	3-0	2	1	0	6-1.0
DAVIS (PHO)	1	0	5	1-3	.333	0-1	.000	2-3	.667	1-0	1	0	0-0	1	0	0	4-4.0
SUNS	82	-	19955	3430-7167	.479	837-2097	.399	1189-1475	.806	778-2650	3428	2179	1683-23	549	1088	412	8886-108.4
OPPONENTS	82	-	19955	3243-7141	.454	516-1423	.363	1429-1956	.731	1028-2735	3763	1546	1623-9	591	1218	282	8431-102.8



Season Review 06-07

After making back-to-back trips to the Western Conference Finals, expectations for the 2006-07 Phoenix Suns were incredibly high, and the team did little to disappoint.

RECORD
61-21

The Suns captured their third consecutive Pacific Division title (sixth in club history) and finished with the NBA's second-best record (61-21), marking the third 60-win season in franchise history (second since 2004). The season included two of the team's longest win streaks in franchise history (17, 15). In doing so, Phoenix became just the fifth team in NBA history to post two separate win streaks of 14 or more in a single season and the first team since the 1999-2000 Los Angeles Lakers.

Led by reigning two-time NBA MVP **Steve Nash**, who posted career highs in assists, field goal percentage and three-point field goal percentage, the Suns led the NBA in points per game, field goal percentage, free-throw percentage and three-point percentage for the second consecutive year. Phoenix clearly benefited from the healthy return of **Amar'e Stoudemire**, who joined Nash as a selection on the All-NBA First Team. Nash, Stoudemire and **Shawn Marion** represented the club at the 2007 NBA All-Star Game in Las Vegas, marking only the third time in franchise history the club has sent a trio of players to the All-Star Game. **Leandro Barbosa** became just the fourth player in team history to be named the NBA's Sixth Man of the Year after averaging a career-high 18.1 points. **Raja Bell** was named to the All-NBA Defensive First Team and his career-high 205 three-pointers made tied him with Gilbert Arenas for the league lead.

The Suns entered the postseason with the No. 2 seed in the Western Conference and easily dispatched Kobe Bryant and the Los Angeles Lakers in five games in a rematch of the 2006 first-round playoff series. With the top-seeded Dallas Mavericks getting eliminated in the first round of the playoffs against the Golden State Warriors, Phoenix was ensured of having home-court advantage throughout the remainder of the playoffs, but a difficult Western Conference Semifinals series against the San Antonio Spurs was looming. Phoenix earned a split in the first four games of the series, but the Suns were hamstrung by the controversial one-game suspensions of Stoudemire and **Boris Diaw** for Game 5 in Phoenix. They were suspended after leaving "the immediate vicinity of their bench" and responding to Robert Horry's hard foul on Nash with 18 seconds remaining in the fourth period of the Suns' 104-98 win over the Spurs in Game 4. A shorthanded Suns team nearly defeated the Spurs in Game 5 (88-85), but a late fourth-quarter rally fell just short in Game 6 in Alamo City. It marked the third time in the last five seasons the Spurs ended the Suns season and went on to win the NBA championship.



FRONT ROW: Athletic Trainer Aaron Nelson, Strength Coach/Assistant Trainer Erik Phillips, Assistant Athletic Trainer Mike Elliott, Equipment Manager Jay Gaspar, Assistant Video Coordinator Jason March, Video Coordinator Noel Gillespie. **MIDDLE ROW:** Assistant Coach Phil Weber, Head Coach Mike D'Antoni, Shawn Marion, Jalen Rose, Marcus Banks, Steve Nash, Leandro Barbosa, Raja Bell, Eric Piatkowski, Assistant Coach Marc Iavaroni, Assistant Coach Alvin Gentry, Assistant Coach Dan D'Antoni. **BACK ROW:** Pat Burke, Jumaine Jones, Kurt Thomas, Sean Marks, Amar'e Stoudemire, Boris Diaw, James Jones.

2011-12 PHOENIX SUNS

DATE	OPPONENT	ATTEND.	SCORE	REC.	W/L	DATE	OPPONENT	ATTEND.	SCORE	REC.	W/L
10/31	@L.A. LAKERS	18,997	106-114	0-1	L	1/24	@NEW YORK	19,763	112-107	34-8	W
11/1	L.A. CLIPPERS	18,422	112-104	1-1	W	1/26	@MILWAUKEE	18,717	98-90	35-8	W
11/3	UTAH	18,422	104-108	1-2	L	1/28	@CLEVELAND	20,562	115-100	36-8	W
11/4	@L.A. CLIPPERS	18,643	108-114	1-3	L	1/29	@MINNESOTA	16,221	112-121	36-9	L
11/8	@SAN ANTONIO	18,797	106-111*	1-4	L	2/1	SAN ANTONIO	18,422	103-87	37-9	W
11/9	DALLAS	18,422	112-119	1-5	L	2/3	UTAH	18,422	105-108	37-10	L
11/11	MEMPHIS	18,422	96-87	2-5	W	2/5	@DENVER	19,155	113-108	38-10	W
11/17	PHILADELPHIA	18,422	106-94	3-5	W	2/6	@PORTLAND	17,171	109-102	39-10	W
11/18	@UTAH	19,911	117-120*	3-6	L	2/9	ATLANTA	18,422	111-120	39-11	L
11/20	@GOLDEN STATE	18,078	113-110	4-6	W	2/11	CHICAGO	18,422	103-116	39-12	L
11/22	N.O./OKLA. CITY	18,422	92-83	5-6	W	2/14	@SEATTLE	16,809	90-114	39-13	L
11/24	NEW JERSEY	18,422	99-93	6-6	W	2/20	@L.A. CLIPPERS	19,898	115-90	40-13	W
11/26	@PORTLAND	16,710	119-101	7-6	W	2/21	BOSTON	18,422	118-108	41-13	W
11/29	HOUSTON	18,422	102-91	8-6	W	2/23	@MINNESOTA	20,196	116-104	42-13	W
12/1	MILWAUKEE	18,422	122-116	9-6	W	2/25	@ATLANTA	18,022	115-106	43-13	W
12/5	SACRAMENTO	18,422	127-102	10-6	W	2/27	@INDIANA	13,742	103-92	44-13	W
12/7	@NEW JERSEY	16,966	161-157**	11-6	W	2/28	@PHILADELPHIA	15,914	94-99	44-14	L
12/8	@BOSTON	18,624	116-111	12-6	W	3/2	INDIANA	18,422	115-90	45-14	W
12/10	@CHARLOTTE	13,571	114-84	13-6	W	3/4	L.A. LAKERS	18,422	99-94	46-14	W
12/11	@ORLANDO	16,533	103-89	14-6	W	3/7	CHARLOTTE	18,422	115-106	47-14	W
12/13	@MIAMI	19,600	99-89	15-6	W	3/9	N.O./OKLA. CITY	18,422	104-103	48-14	W
12/15	GOLDEN STATE	18,422	105-101	16-6	W	3/12	HOUSTON	18,422	103-82	49-14	W
12/16	@SACRAMENTO	17,317	105-98	17-6	W	3/14	@DALLAS	20,525	129-127**	50-14	W
12/19	TORONTO	18,422	115-98	18-6	W	3/16	DETROIT	18,422	83-105	50-15	L
12/20	@DENVER - POSTPONED-SEVERE WEATHER CONDITIONS (MADE UP 2/5)					3/17	@DENVER	19,809	107-131	50-16	L
12/22	WASHINGTON	18,422	139-144*	18-7	L	3/20	MINNESOTA	18,422	108-90	51-16	W
12/26	PORTLAND	18,422	110-87	19-7	W	3/22	SACRAMENTO	18,422	118-100	52-16	W
12/28	@DALLAS	20,483	99-101	19-8	L	3/25	@SACRAMENTO	17,317	100-107	52-17	L
12/29	NEW YORK	18,422	108-86	20-8	W	3/26	MEMPHIS	18,422	105-87	53-17	W
12/31	@DETROIT	22,076	108-101	21-8	W	3/29	@GOLDEN STATE	19,596	119-124	53-18	L
1/2	@CHICAGO	22,853	97-96	22-8	W	3/30	DENVER	18,422	125-108	54-18	W
1/3	@TORONTO	20,063	100-98	23-8	W	4/1	DALLAS	18,422	126-104	55-18	W
1/5	MIAMI	18,422	108-80	24-8	W	4/3	@MEMPHIS	14,863	116-111	56-18	W
1/7	GOLDEN STATE	18,422	128-105	25-8	W	4/5	@SAN ANTONIO	18,797	85-92	56-19	L
1/9	SEATTLE	18,422	113-102	26-8	W	4/6	@N.O./OKLA. CITY	19,164	103-95	57-19	W
1/11	CLEVELAND	18,422	109-90	27-8	W	4/8	@L.A. LAKERS	18,997	115-107	58-19	W
1/13	ORLANDO	18,422	107-101	28-8	W	4/11	SEATTLE	18,422	109-91	59-19	W
1/15	@MEMPHIS	18,119	137-122	29-8	W	4/13	L.A. LAKERS	18,422	93-85	60-19	W
1/17	@HOUSTON	18,244	100-91	30-8	W	4/14	@UTAH	19,911	126-98	61-19	W
1/19	PORTLAND	18,422	106-101	31-8	W	4/16	@HOUSTON	18,375	117-120	61-20	L
1/21	MINNESOTA	18,422	131-102	32-8	W	4/17	L.A. CLIPPERS	18,422	99-103	61-21	L
1/23	@WASHINGTON	20,173	127-105	33-8	W						

*Overtime

06-07 Final Statistics

PLAYER	G	GS	MIN	3 PT			REBOUNDS			PF-DQ	STL	TO	BLK	PTS-AVG			
				FGM-FGA	PCT	FTM-FTA	PCT	OR-DR	TOT						AST		
STOUDEMIRE	82	78	2689	607-1055	.575	0-3	.000	457-585	.781	222-564	786	84	295-7	78	232	110	1671-20.4
NASH	76	76	2682	517-971	.532	156-343	.455	222-247	.899	30-239	269	884	117-0	57	287	6	1412-18.6
BARBOSA	80	18	2613	529-1111	.476	190-438	.434	196-232	.845	22-192	214	317	210-3	96	146	15	1444-18.1
MARION	80	80	3010	561-1071	.524	80-252	.317	201-248	.810	172-613	785	134	216-3	156	114	122	1403-17.5
BELL	78	78	2917	410-950	.432	205-496	.413	118-152	.776	48-203	251	196	233-5	50	83	22	1143-14.7
DIAW	73	59	2268	306-569	.538	15-45	.333	82-120	.683	91-226	317	352	177-6	28	154	38	709-9.7
JA. JONES	76	7	1376	162-440	.368	90-238	.378	71-81	.877	33-143	176	45	115-1	28	28	42	485-6.4
BANKS	45	1	503	84-196	.429	5-29	.172	48-60	.800	10-28	38	60	70-0	23	40	3	221-4.9
THOMAS	67	13	1208	126-259	.486	0-1	.000	56-71	.789	86-293	379	24	156-2	24	35	29	308-4.6
ROSE	29	0	246	38-86	.442	21-47	.447	11-12	.917	3-20	23	16	22-0	5	9	2	108-3.7
BURKE	23	0	164	23-65	.354	6-22	.273	8-13	.615	12-35	47	5	19-0	3	7	2	60-2.6
PIATKOWSKI	11	0	73	9-25	.360	7-18	.389	2-2	1.000	2-7	9	4	6-0	0	5	1	27-2.5
JU. JONES	18	0	138	14-51	.275	10-32	.313	2-2	1.000	6-17	23	1	19-0	5	7	1	40-2.2
MARKS	3	0	17	2-6	.333	0-1	.000	2-2	1.000	0-3	3	0	4-0	0	0	1	6-2.0
SUNS	82	-	19905	3388-6855	.494	785-1965	.399	1476-1827	.808	737-2583	3320	2122	1659-27	553	1189	394	9037-110.2
OPPONENTS	82	-	19905	3238-7087	.457	504-1387	.363	1458-1902	.767	1008-2504	3512	1548	1759-21	566	1242	304	8438-102.9



Season Review 07-08

RECORD**55-27**

The 2007-08 Phoenix Suns continued an era of unprecedented success in the franchise's history. Despite undergoing a 7-foot-1, 321-pound midseason makeover with the addition of four-time NBA Champion **Shaquille O'Neal**, the Suns won 55 games to complete the winningest four-season stretch in team history with 232 victories from 2004-05 to 2007-08.

With the offseason announcement of five-time NBA Champion **Steve Kerr** as the team's President of Basketball Operations and General Manager, and the free-agent signing of seven-time All-Star **Grant Hill**, the Suns won at least 54 games for the franchise-record fourth consecutive season. Phoenix was once again among the league's scoring leaders, averaging more than 110 points for the third time in the last four seasons.

The Suns were led by the All-Star tandem of **Steve Nash** and **Amar'e Stoudemire**, who earned their sixth and third berths, respectively. Among the league's greatest passers, Nash finished second in the NBA in assists (11.1) and continued to establish himself as one of the game's best shooters, setting a career-high in three-pointers (179, 6th-NBA) for the second-straight season and shooting a career-high three-point percentage (.470, 2nd-NBA). Stoudemire became the first NBA player since Tim Duncan in 2001-02 to average 25 points (team-high 25.2, 5th-NBA), nine rebounds (team-best 9.1, 19th-NBA) and two blocks (career-high and team-best 2.06, 6th-NBA).

The Suns rocked the NBA on Feb. 6, 2008, when they acquired 14-time All-Star O'Neal in exchange for **Shawn Marion** and **Marcus Banks**. Shaq made his Suns debut on Feb. 20 at US Airways Center in a nationally-televised tilt against the L.A. Lakers. The doubters grew loud after Phoenix went 3-6 in its first nine games with The Big Cactus, but the trade energized the Suns and the city of Phoenix as the club won 15 of its final 20 games to finish tied for the fourth-best record in the most competitive Western Conference in NBA history. Unfortunately, because of tiebreakers, Phoenix wound up with the West's sixth playoff seed without homecourt advantage and drew a first-round matchup with the San Antonio Spurs. The Suns came out on the wrong side of one of the most exciting games in NBA playoff history as the Spurs made two improbable last-second three-pointers in Game 1 of the series, one to send the game into overtime, one to force-double overtime. Phoenix won Game 3 in decisive fashion but the Spurs went on to win the series, 4-1, and eliminate the Suns from the playoffs for the third time in the last four seasons.



FRONT ROW: Athletic Trainer Aaron Nelson, Assistant Athletic Trainer Mike Elliot, Strength Coach/Assistant Trainer Erik Phillips, Equipment Manager Jay Gaspar, Assistant Video Coordinator Amin Elhassan. **MIDDLE ROW:** Video Coordinator Noel Gillespie, Assistant Coach Phil Weber, Head Coach Mike D'Antoni, D.J. Strawberry, Leandro Barbosa, Steve Nash, Raja Bell, Gordan Giricek, Assistant Coach Alvin Gentry, Assistant Coach Dan D'Antoni, Assistant Coach Jay Humphries. **BACK ROW:** Eric Piatkowski, Grant Hill, Amar'e Stoudemire, Shaquille O'Neal, Brian Skinner, Sean Marks, Boris Diaw.

2011-12 PHOENIX SUNS

DATE	OPPONENT	ATTEND.	SCORE	REC.	W/L	DATE	OPPONENT	ATTEND.	SCORE	REC.	W/L
11/1	@SEATTLE	17,072	106-99	1-0	W	1/22	@MILWAUKEE	14,503	114-105	30-12	W
11/2	L.A. LAKERS	18,422	98-119	1-1	L	1/23	@MINNESOTA	15,101	107-117	30-13	L
11/4	CLEVELAND	18,422	103-92	2-1	W	1/25	@CLEVELAND	20,562	110-108	31-13	W
11/6	@CHARLOTTE	12,408	115-83	3-1	W	1/27	@CHICAGO	22,245	88-77	32-13	W
11/7	@ATLANTA	19,855	96-105	3-2	L	1/29	ATLANTA	18,422	125-92	33-13	W
11/9	@MIAMI	19,800	106-101	4-2	W	1/31	SAN ANTONIO	18,422	81-84	33-14	L
11/10	@ORLANDO	17,519	106-96	5-2	W	2/4	CHARLOTTE	18,422	118-104	34-14	W
11/13	NEW YORK	18,422	113-102	6-2	W	2/6	NEW ORLEANS	18,422	130-132**	34-15	L
11/15	CHICAGO	18,422	112-102	7-2	W	2/8	SEATTLE	18,422	103-99	35-15	W
11/17	@HOUSTON	18,265	115-105	8-2	W	2/10	WASHINGTON	18,422	108-107	36-15	W
11/20	@SACRAMENTO	13,592	100-98	9-2	W	2/13	@GOLDEN STATE	19,754	118-120	36-16	L
11/21	SACRAMENTO	18,422	127-111	10-2	W	2/14	DALLAS	18,422	109-97	37-16	W
11/23	L.A. CLIPPERS	18,422	113-94	11-2	W	2/20	L.A. LAKERS	18,422	124-130	37-17	L
11/26	@GOLDEN STATE	19,596	114-129	11-3	L	2/22	BOSTON	18,422	85-77	38-17	W
11/28	HOUSTON	18,422	94-100	11-4	L	2/24	DETROIT	18,422	86-116	38-18	L
11/30	ORLANDO	18,422	110-106	12-4	W	2/26	@MEMPHIS	13,482	127-113	39-18	W
12/2	@NEW YORK	18,869	115-104	13-4	W	2/27	@NEW ORLEANS	17,931	103-120	39-19	L
12/4	@INDIANA	11,435	121-117	14-4	W	3/1	PHILADELPHIA	18,422	114-119	39-20	L
12/5	@TORONTO	19,800	136-123	15-4	W	3/4	@PORTLAND	20,595	97-92	40-20	W
12/7	@WASHINGTON	20,173	122-107	16-4	W	3/5	@DENVER	18,383	113-126	40-21	L
12/8	@MINNESOTA	19,356	93-100	16-5	L	3/7	UTAH	18,422	118-126	40-22	L
12/10	MIAMI	18,422	113-117	16-6	L	3/9	SAN ANTONIO	18,422	94-87	41-22	W
12/12	UTAH	18,422	103-98	17-6	W	3/11	MEMPHIS	18,422	132-111	42-22	W
12/15	@NEW ORLEANS	13,705	98-101	17-7	L	3/13	GOLDEN STATE	18,422	123-115	43-22	W
12/17	@SAN ANTONIO	18,797	100-95	18-7	W	3/15	SACRAMENTO	18,422	127-99	44-22	W
12/19	@DALLAS	20,316	105-108	18-8	L	3/18	@PORTLAND	20,580	111-98	45-22	W
12/22	TORONTO	18,422	122-103	19-8	W	3/19	@SEATTLE	17,072	110-98	46-22	W
12/25	@L.A. LAKERS	18,997	115-122	19-9	L	3/22	HOUSTON	18,422	122-113	47-22	W
12/27	@L.A. CLIPPERS	17,871	108-88	20-9	W	3/24	@DETROIT	22,076	105-110*	47-23	L
12/28	L.A. CLIPPERS	18,422	94-88	21-9	W	3/26	@BOSTON	18,624	97-117	47-24	L
12/30	@SACRAMENTO	15,962	117-102	22-9	W	3/28	@PHILADELPHIA	20,707	107-93	48-24	W
1/3	SEATTLE	18,422	104-96	23-9	W	3/29	@NEW JERSEY	19,990	110-104	49-24	W
1/5	NEW ORLEANS	18,422	113-118	23-10	L	3/31	DENVER	18,422	132-117	50-24	W
1/7	DENVER	18,422	137-115	24-10	W	4/1	@DENVER	18,870	120-126	50-25	L
1/9	INDIANA	18,422	129-122*	25-10	W	4/4	MINNESOTA	18,422	117-88	51-25	W
1/10	@UTAH	19,911	86-108	25-11	L	4/6	DALLAS	18,422	98-105	51-26	L
1/12	MILWAUKEE	18,422	122-114	26-11	W	4/8	@MEMPHIS	13,987	127-113	52-26	W
1/15	@L.A. CLIPPERS	16,063	90-97	26-12	L	4/9	@SAN ANTONIO	18,797	96-79	53-26	W
1/17	@L.A. LAKERS	18,997	106-98	27-12	W	4/11	@HOUSTON	18,489	90-101	53-27	L
1/18	MINNESOTA	18,422	115-95	28-12	W	4/14	GOLDEN STATE	18,422	122-116	54-27	W
1/20	NEW JERSEY	18,422	116-92	29-12	W	4/16	PORTLAND	18,422	100-91	55-27	W

*Overtime

07-08 Final Statistics

PLAYER	G	GS	MIN	FGM-FGA	PCT	3 PT			FTM-FTA	PCT	REBOUNDS			PF-DQ	STL	TO	BLK	PTS-AVG
						FGM-FGA	PCT	FTM-FTA			OR-DR	TOT	AST					
STOUDEMIRE	79	79	2677	714-1211	.590	5-31	.161	556-691	.805	178-541	719	118	294-1	64	174	163	1989-25.2	
NASH	81	81	2780	485-962	.504	179-381	.470	222-245	.906	28-254	282	898	113-0	53	295	5	1371-16.9	
MARION	47	47	1713	304-578	.526	58-167	.347	77-108	.713	86-378	464	98	117-0	95	49	70	743-15.8	
BARBOSA	82	12	2421	472-1021	.462	164-422	.389	175-213	.822	40-191	231	216	195-1	75	117	18	1283-15.6	
HILL	70	68	2222	358-712	.503	33-104	.317	170-196	.867	74-279	353	203	153-0	65	96	56	919-13.1	
O'NEAL	28	28	803	140-229	.611	0-0	—	82-160	.513	67-229	296	48	94-0	13	83	34	362-12.9	
BELL	75	75	2646	317-753	.421	176-439	.401	79-91	.868	47-227	274	168	220-2	54	65	27	889-11.9	
DIAW	82	19	2308	308-646	.477	13-41	.317	96-129	.744	97-281	378	317	166-3	61	155	39	725-8.8	
GIRICEK	22	0	442	79-159	.497	19-50	.380	16-17	.941	9-42	51	35	49-0	8	23	2	193-8.8	
BANKS	24	1	310	44-109	.404	25-65	.385	12-16	.750	3-17	20	25	38-0	8	16	8	125-5.2	
TUCKER	6	0	48	8-22	.364	1-4	.250	5-6	.833	4-4	8	0	2-0	0	0	1	22-3.7	
SKINNER	66	0	844	92-198	.465	2-3	.667	33-63	.524	63-175	238	15	112-0	21	39	77	219-3.3	
MARKS	19	0	130	23-43	.535	1-4	.250	12-19	.632	9-27	36	4	23-0	3	8	10	59-3.1	
JOHNSON	6	0	53	7-14	.500	1-2	.500	0-0	—	5-8	13	3	10-0	0	2	1	15-2.5	
PIATKOWSKI	16	0	113	12-33	.364	11-26	.423	4-4	1.000	1-11	12	10	11-0	0	6	1	39-2.4	
STRAWBERRY	33	0	270	29-92	.315	6-25	.240	9-19	.474	9-19	28	30	36-0	12	11	6	73-2.2	
SUNS	82	-	19780	3392-6782	.500	694-1764	.393	1548-1977	.783	720-2683	3403	2188	1633-7	532	1184	518	9026-110.1	
OPPONENTS	82	-	19780	3368-7384	.456	469-1329	.353	1407-1879	.749	1101-2498	3599	1607	1731-13	601	1101	311	8612-105.0	

Season Review 07-08

Season Review 08-09

The Phoenix Suns missed the playoffs for the first time since 2003 despite winning 46 games, the second-most victories for a non-playoff team in the 25-year history of the NBA's 16-team playoff format. Phoenix had the league's 13th-best record in 2008-09.

RECORD
46-36

An offseason coaching change brought in former Trail Blazers great **Terry Porter**, but inconsistency plagued the club's first half. Despite a Dec. 10 trade that resulted in the acquisition of scorer **Jason Richardson**, **Jared Dudley** and a 2010 second-round draft pick from Charlotte for Raja Bell, Boris Diaw and Sean Singletary, a Suns team with high expectations limped to the All-Star break losing 10 of 16 games. Porter was dismissed on Feb. 16 after a 28-23 first half and replaced by assistant **Alvin Gentry**, a member of the Suns' coaching staff since 2004.

An energized Suns team exploded out of the gates following the All-Star break, registering a 140-100 win over the L.A. Clippers, the largest margin of victory following a coaching change in NBA history. The scorching Suns tallied 140 or more points in each of their first three games under Gentry, the first such scoring streak in team history, and the first time the league had seen such prolific scoring since 1990-91. Just when it seemed like Phoenix was poised for a run through the Western Conference, leading scorer **Amar'e Stoudemire** underwent season-ending surgery to repair a detached retina in his right eye on Feb. 20, an injury that occurred in the team's second game following the break.

Despite the injury to Stoudemire and games missed by both **Steve Nash** and **Leandro Barbosa** due to injury, the Suns went 18-13 during Gentry's interim tenure. Phoenix won 12 of its final 17 games under Gentry, a stretch which included both the club's longest overall win streak (six games) and longest home win streak (nine games). A great deal of the team's success and the resulting fan excitement stemmed from its return to its high-scoring roots, and in 2008-09 Phoenix led the league in scoring for the fourth time in the last five seasons. The Suns removed the interim tag from Gentry's title following the season on May 9.

For the third time, the Suns and the city of Phoenix hosted the NBA All-Star Game. The weekend festivities took over US Airways Center from Feb. 13-15 along with the league's biggest stage and brightest stars, including Suns Stoudemire (voted a starter for the first time in his career) and **Shaquille O'Neal**, who was named the game's co-MVP with Kobe Bryant. For the season, Shaq averaged 17.8 points and led the league in field goal percentage for the NBA-record 10th time and earned All-NBA Third Team honors. O'Neal was dealt to the Cleveland Cavaliers in a three-player trade on June 25. Phoenix acquired Ben Wallace and Sasha Pavlovic, who each later agreed to buyouts.



FRONT ROW: Athletic Trainer Aaron Nelson, Equipment Manager Jay Gaspar, Assistant Athletic Trainer Mike Elliot, Strength Coach/Assistant Trainer Erik Phillips, Assistant Video Coordinator Elvis Valcarcel. **MIDDLE ROW:** Advance Scout Noel Gillespie, Assistant Coach Dan Majerle, Head Coach Alvin Gentry, Jared Dudley, Goran Dragic, Steve Nash Leandro Barbosa, Assistant Coach Igor Kokoskov, Video Coordinator Anthony Houston, Assistant Coach Bill Cartwright. **BACK ROW:** Jason Richardson, Matt Barnes, Louis Amundson, Amar'e Stoudemire, Shaquille O'Neal, Robin Lopez, Stromile Swift, Grant Hill, Alando Tucker.

2 0 1 1 - 1 2 P H O E N I X S U N S

DATE	OPPONENT	ATTEND.	SCORE	REC.	W/L	DATE	OPPONENT	ATTEND.	SCORE	REC.	W/L
10/29	@SAN ANTONIO	18,797	103-98	1-0	W	1/25	@ATLANTA	19,153	104-99	24-18	W
10/30	NEW ORLEANS	18,422	95-108	1-1	L	1/26	@WASHINGTON	17,344	103-87	25-18	W
11/1	PORTLAND	18,422	107-96	2-1	W	1/29	SAN ANTONIO	18,422	104-114	25-19	L
11/4	@NEW JERSEY	15,230	114-86	3-1	W	1/31	CHICAGO	18,422	111-122	25-20	L
11/5	@INDIANA	11,660	113-103	4-1	W	2/2	SACRAMENTO	18,422	129-81	26-20	W
11/7	@CHICAGO	21,967	83-100	4-2	L	2/4	@GOLDEN STATE	19,596	112-124	26-21	L
11/8	@MILWAUKEE	17,935	104-96	5-2	W	2/6	GOLDEN STATE	18,422	115-105	27-21	W
11/10	MEMPHIS	18,422	107-102	6-2	W	2/8	@DETROIT	22,076	107-97	28-21	W
11/12	HOUSTON	18,422	82-94	6-3	L	2/9	@PHILADELPHIA	16,797	91-108	28-22	L
11/14	@SACRAMENTO	12,810	97-95*	7-3	W	2/11	@CLEVELAND	20,562	92-109	28-23	L
11/16	DETROIT	18,422	104-86	8-3	W	2/17	L.A. CLIPPERS	18,422	140-100	29-23	W
11/17	@UTAH	19,911	97-109	8-4	L	2/18	@L.A. CLIPPERS	18,169	142-119	30-23	W
11/20	L.A. LAKERS	18,422	92-105	8-5	L	2/20	OKLAHOMA CITY	18,422	140-118	31-23	W
11/22	PORTLAND	18,422	102-92	9-5	W	2/22	BOSTON	18,422	108-128	31-24	L
11/25	@OKLAHOMA	19,136	99-98	10-5	W	2/24	CHARLOTTE	18,422	112-102	32-24	W
11/26	@MINNESOTA	11,708	110-102	11-5	W	2/26	@L.A. LAKERS	18,997	106-132	32-25	L
11/28	MIAMI	18,422	92-107	11-6	L	2/27	TORONTO	18,422	133-113	33-25	W
11/30	NEW JERSEY	18,422	109-117	11-7	L	3/1	L.A. LAKERS	18,422	118-111	34-25	W
12/3	@NEW ORLEANS	15,804	91-104	11-8	L	3/3	@ORLANDO	17,461	99-111	34-26	L
12/4	@DALLAS	19,813	97-112	11-9	L	3/4	@MIAMI	19,600	129-135	34-27	L
12/6	UTAH	18,422	106-104	12-9	W	3/6	@HOUSTON	18,045	112-116	34-28	L
12/9	MILWAUKEE	18,422	125-110	13-9	W	3/8	@SAN ANTONIO	18,797	98-103	34-29	L
12/10	@L.A. LAKERS	18,997	110-115	13-10	L	3/10	DALLAS	18,422	112-117	34-30	L
12/12	ORLANDO	18,422	113-112	14-10	W	3/12	CLEVELAND	18,422	111-119	34-31	L
12/15	NEW YORK	18,422	111-103	15-10	W	3/14	OKLAHOMA CITY	18,422	106-95	35-31	W
12/18	@PORTLAND	20,650	119-124	15-11	L	3/15	@GOLDEN STATE	19,596	154-130	36-31	W
12/20	DENVER	18,422	108-101	16-11	W	3/18	PHILADELPHIA	18,422	126-116	37-31	W
12/25	SAN ANTONIO	18,422	90-91	16-12	L	3/21	WASHINGTON	18,422	128-96	38-31	W
12/29	@OKLAHOMA CITY	19,136	110-102	17-12	W	3/23	DENVER	18,422	118-115	39-31	W
12/30	@MEMPHIS	14,471	101-89	18-12	W	3/25	UTAH	18,422	118-114	40-31	W
1/2	L.A. CLIPPERS	18,422	106-98	19-12	W	3/26	@PORTLAND	20,628	109-129	40-32	L
1/7	INDIANA	18,422	110-113	19-13	L	3/28	@UTAH	19,911	99-104*	40-33	L
1/9	DALLAS	18,422	128-100	20-13	W	3/29	@SACRAMENTO	13,623	118-126	40-34	L
1/11	@L.A. CLIPPERS	17,307	109-103	21-13	W	4/1	HOUSTON	18,422	114-109	41-34	W
1/13	ATLANTA	18,422	107-102	22-13	W	4/3	SACRAMENTO	18,422	139-111	42-34	W
1/15	@DENVER	18,073	113-119*	22-14	L	4/5	@DALLAS	20,301	116-140	42-35	L
1/16	MINNESOTA	18,422	103-105	22-15	L	4/8	@NEW ORLEANS	17,781	105-100	43-35	W
1/18	@TORONTO	19,800	117-113	23-15	W	4/10	@MEMPHIS	15,908	89-106	43-36	L
1/19	@BOSTON	18,624	87-104	23-16	L	4/11	@MINNESOTA	18,478	110-97	44-36	W
1/21	@NEW YORK	19,256	109-114	23-17	L	4/13	MEMPHIS	18,422	119-110	45-36	W
1/23	@CHARLOTTE	19,104	76-98	23-18	L	4/15	GOLDEN STATE	18,422	119-110	46-36	W

*Overtime

08-09 Final Statistics

PLAYER	3 PT				REBOUNDS												
	G	GS	MIN	FGM-FGA	PCT	FGM-FGA	PCT	FTM-FTA	PCT	OR-DR	TOT	AST	PF-DQ	STL	TO	BLK	PTS-AVG
STOUDEMIRE	53	53	1948	404-749	.539	3-7	.429	323-387	.835	116-314	430	104	163-1	49	150	57	1134-21.4
O'NEAL	75	75	2252	512-841	.609	0-1	.000	309-519	.595	187-446	633	126	253-7	49	168	108	1333-17.8
RICHARDSON (T)	72	71	2410	465-974	.477	129-325	.397	153-199	.769	77-242	319	146	146-2	76	95	28	1212-16.8
RICHARDSON (P)	58	57	1919	368-754	.488	102-266	.383	112-144	.778	64-197	261	110	103-1	62	71	25	950-16.4
NASH	74	74	2484	428-851	.503	108-246	.439	196-210	.933	19-204	223	717	108-0	55	248	10	1160-15.7
BARBOSA	70	11	1705	366-759	.482	90-240	.375	171-194	.881	34-147	181	162	115-0	82	93	7	993-14.2
HILL	82	68	2445	390-745	.523	24-76	.316	181-224	.808	64-341	405	186	182-0	90	126	54	985-12.0
BARNES	77	40	2082	285-674	.423	117-341	.343	101-136	.743	79-342	421	212	209-3	52	130	26	788-10.2
BELL	22	22	712	76-177	.429	44-94	.468	16-21	.762	8-56	64	29	57-1	13	18	2	212-9.6
DIAW	22	0	538	80-141	.567	5-14	.357	18-26	.692	24-60	84	46	39-0	11	37	9	183-8.3
DUDLEY (TOT)	68	7	1156	136-285	.477	29-74	.392	71-105	.676	82-123	205	56	105-1	57	43	8	372-5.5
DUDLEY (PHO)	48	0	728	91-189	.481	26-66	.394	56-81	.691	57-89	146	37	65-0	39	33	6	264-5.5
TUCKER	30	1	282	52-121	.430	8-23	.348	26-33	.788	19-12	31	12	14-0	5	14	1	138-4.6
DRAGIC	55	1	728	88-224	.393	20-54	.370	50-65	.769	33-70	103	111	87-0	29	73	3	246-4.5
AMUNDSON	76	0	1044	134-250	.536	0-1	.000	53-120	.442	128-142	270	28	154-0	32	56	65	321-4.2
SWIFT (TOT)	19	0	184	24-56	.429	1-1	1.000	13-26	.500	16-30	46	3	40-0	4	16	8	62-3.3
SWIFT (PHO)	13	0	121	15-41	.366	1-1	1.000	8-15	.533	11-22	33	2	25-0	4	9	6	39-3.0
LOPEZ	60	7	614	71-137	.518	0-1	.000	47-68	.691	52-66	118	8	97-0	11	28	41	189-3.2
SINGLETARY	13	1	122	12-37	.324	4-10	.400	6-6	1.000	5-11	16	12	14-0	6	5	0	34-2.6
BROWN (TOT)	19	11	261	18-49	.367	7-24	.292	3-5	.600	7-22	29	36	28-0	10	17	0	46-2.4
BROWN (PHO)	2	0	28	1-5	.200	1-4	.250	2-2	1.000	0-1	1	3	6-0	0	3	0	5-2.5
SIMS	1	0	2	0-0	—	0-0	—	0-0	—	0-0	0	0	0-0	0	1	0	0-0.0
SUNS	82	-	19755	3373-6695	.504	553-1445	.383	1675-2251	.744	900-2520	3420	1905	1691-13	589	1288	420	8974-109.4
OPPONENTS	82	-	19755	3278-7025	.467	626-1635	.383	1634-2108	.775	993-2352	3345	1741	1877-16	706	1165	369	8816-107.5

Season Review 08-09

Season Review 09-10

RECORD
54-28

A 2009-10 season that began with tempered expectations and a slew of vocal doubters saw the up-start Phoenix Suns make believers out of fans and pundits alike, and come within two victories of an NBA Finals berth. The club made its third Western Conference Finals appearance in six seasons after a 54-win regular season despite being picked by many to miss the playoffs entirely.

Behind **Alvin Gentry** in his first full season as the club's head coach, Phoenix opened the season with a franchise-record tying and NBA-best 14-3 record, earning the first of two NBA Western Conference Coach of the Month honors for Gentry, who finished fifth in league Coach of the Year voting. Despite inconsistencies in December and January that saw the club struggle to a 14-18 mark, the quick start was a source of confidence for the Suns, who rediscovered their swagger and won 23 of 29 games after the All-Star break, best of any West team. That record included a 12-2 mark in the month of March when Gentry won his second monthly honor.

The Suns were once again led by All-NBA Second Team teammates **Steve Nash** and **Amar'e Stoudemire**, who were both voted All-Star starters. Nash posted the greatest statistical season for a point guard over the age of 35 in league history and led the NBA in assists for the fourth time in six seasons since re-joining the Suns. But it was not just the stars who led Phoenix. Suns fans were treated to a deeper and more defensive-minded club. Planet Orange witnessed the development of a consistently productive 10-man rotation and the coming-of-age of the team's 2008 draft class, as **Robin Lopez** and **Goran Dragic** each became key contributors. The Suns led the league in scoring for the fifth time in six seasons and shot a franchise-record 41.2 percent from three-point range, the second-highest mark in NBA history.

After dropping their playoff opener against the Trail Blazers, Phoenix went on to win eight of its next nine postseason contests, defeating Portland 4-2 in the opening round to set up a semifinal grudge match with the rival San Antonio Spurs. Though the doubters returned, not only did the Suns erase a decade of playoff heartbreaks against the Spurs, they did so with a sweep of San Antonio that included an 18-point comeback in Game 3 and a series-clinching Game 4 victory in the Alamo City.

That set up a clash of Pacific Division foes in the conference finals and the Suns and Lakers split the series' first four games. But, in Game 5, Ron Artest's improbable rebound and put-back of a Kobe Bryant airball as time expired won that pivotal contest for the Lakers and eventually the series, 4-2.



FRONT ROW: Advance Scout Noel Gillespie, Equipment Manager Jay Gaspar, Assistant Athletic Trainer Tom Maystadt, Strength Coach/Assistant Athletic Trainer Mike Elliott, Video Coordinator Elvis Valcarcel, Assistant Video Coordinator Nick U'Ren. **MIDDLE ROW:** Assistant Coach Bill Cartwright, Assistant Coach Dan Majerle, Head Coach Alvin Gentry, Leandro Barbosa, Goran Dragic, Steve Nash, Jason Richardson, Jared Dudley, Assistant Coach John Shumate, Assistant Coach Igor Kokoskov, Athletic Trainer Aaron Nelson. **BACK ROW:** Grant Hill, Louis Amundson, Jarron Collins, Channing Frye, Robin Lopez, Amar'e Stoudemire, Earl Clark, Taylor Griffin.

2 0 1 1 - 1 2 P H O E N I X S U N S

DATE	OPPONENT	ATTEND.	SCORE	REC.	W/L	DATE	OPPONENT	ATTEND.	SCORE	REC.	W/L
10/28	@ L.A. CLIPPERS	15,974	109-107	1-0	W	1/18	@ MEMPHIS	18,119	118-125	24-18	L
10/30	GOLDEN STATE	18,422	123-101	2-0	W	1/20	NEW JERSEY	15,963	118-94	25-18	W
11/1	MINNESOTA	15,376	120-112	3-0	W	1/22	CHICAGO	18,422	104-115	25-19	L
11/3	@ MIAMI	15,105	104-96	4-0	W	1/23	GOLDEN STATE	17,792	112-103	26-19	W
11/4	@ ORLANDO	17,461	100-122	4-1	L	1/25	@ UTAH	19,911	115-124	26-20	L
11/6	@ BOSTON	18,624	110-103	5-1	W	1/26	CHARLOTTE	15,722	109-114*	26-21	L
11/8	@ WASHINGTON	14,143	102-90	6-1	W	1/28	DALLAS	17,855	112-106	27-21	W
11/9	@ PHILADELPHIA	10,205	119-115	7-1	W	1/31	@ HOUSTON	17,165	115-111*	28-21	W
11/11	NEW ORLEANS	16,517	124-104	8-1	W	2/1	@ NEW ORLEANS	13,874	109-100	29-21	W
11/12	@ L.A. LAKERS	18,997	102-121	8-2	L	2/3	@ DENVER	19,155	109-97	30-21	W
11/15	TORONTO	16,605	101-100	9-2	W	2/5	@ SACRAMENTO	14,922	114-102	31-21	W
11/17	@ HOUSTON	16,396	111-105	10-2	W	2/10	PORTLAND	18,190	101-108	31-22	L
11/19	@ NEW ORLEANS	14,520	103-110	10-3	L	2/16	@ MEMPHIS	11,508	109-95	32-22	W
11/22	DETROIT	18,422	117-91	11-3	W	2/17	@ DALLAS	19,974	97-107	32-23	L
11/25	MEMPHIS	18,284	126-111	12-3	W	2/19	ATLANTA	18,266	88-80	33-23	W
11/27	@ MINNESOTA	18,225	120-95	13-3	W	2/21	SACRAMENTO	17,369	104-88	34-23	W
11/29	@ TORONTO	17,721	113-94	14-3	W	2/23	@ OKLAHOMA CITY	18,203	104-102	35-23	W
12/1	@ NEW YORK	19,763	99-126	14-4	L	2/24	PHILADELPHIA	17,765	106-95	36-23	W
12/2	@ CLEVELAND	20,562	90-107	14-5	L	2/26	L.A. CLIPPERS	18,043	125-112	37-23	W
12/5	SACRAMENTO	17,747	115-107	15-5	W	2/28	@ SAN ANTONIO	18,581	110-113	37-24	L
12/6	@ L.A. LAKERS	18,997	88-108	15-6	L	3/1	DENVER	18,159	101-85	38-24	W
12/8	@DALLAS	19,857	101-102	15-7	L	3/3	@ L.A. CLIPPERS	17,455	127-101	39-24	W
12/11	ORLANDO	18,216	106-103	16-7	W	3/4	UTAH	17,912	108-116	39-25	L
12/12	@ DENVER	19,155	99-105	16-8	L	3/6	INDIANA	18,180	113-105	40-25	W
12/15	SAN ANTONIO	17,964	116-104	17-8	W	3/12	L.A. LAKERS	18,422	96-102	40-26	L
12/17	@ PORTLAND	20,559	102-105	17-9	L	3/14	NEW ORLEANS	18,218	120-106	41-26	W
12/19	WASHINGTON	16,811	121-95	18-9	W	3/16	MINNESOTA	18,197	152-114	42-26	W
12/21	CLEVELAND	18,221	91-109	18-10	L	3/19	UTAH	18,422	110-100	43-26	W
12/23	OKLAHOMA CITY	15,953	113-117	18-11	L	3/21	PORTLAND	18,422	93-87	44-26	W
12/25	L.A. CLIPPERS	16,709	124-93	19-11	W	3/22	@ GOLDEN STATE	18,722	133-131	45-26	W
12/26	@ GOLDEN STATE	19,550	127-132	19-12	W	3/26	NEW YORK	18,422	132-96	46-26	W
12/28	L.A. LAKERS	18,422	118-103	20-12	W	3/28	@ MINNESOTA	16,668	111-105	47-26	W
12/30	BOSTON	18,422	116-98	21-12	W	3/30	@ CHICAGO	21,169	111-105	48-26	W
1/2	MEMPHIS	17,135	103-128	21-13	L	3/31	@ NEW JERSEY	14,734	116-105	49-26	W
1/5	@ SACRAMENTO	13,630	113-109	22-13	W	4/2	@ DETROIT	22,076	109-94	50-26	W
1/6	HOUSTON	15,811	118-110	23-13	W	4/3	@ MILWAUKEE	16,436	98-107	50-27	L
1/8	MIAMI	18,422	105-109	23-14	L	4/7	SAN ANTONIO	18,422	112-101	51-27	W
1/11	MILWAUKEE	15,116	105-101	24-14	W	4/9	@ OKLAHOMA CITY	18,334	91-96	51-28	L
1/13	@ INDIANA	10,858	114-122	24-15	L	4/11	HOUSTON	18,422	116-106	52-28	W
1/15	@ ATLANTA	17,605	101-102	24-16	L	4/13	DENVER	18,422	123-101	53-28	W
1/16	@ CHARLOTTE	17,574	99-125	24-17	L	4/14	@ UTAH	19,911	100-86	54-28	W

*Overtime

09-10 Final Statistics

PLAYER	3 PT								REBOUNDS							PTS-AVG	
	G	GS	MIN	FGM-FGA	PCT	FGM-FGA	PCT	FTM-FTA	PCT	OR-DR	TOT	AST	PF-DQ	STL	TO		BLK
STOUDEMIRE	82	82	2838	704-1264	.557	1-6	.167	487-632	.771	230-502	732	82	281-2	52	213	83	1896-23.1
NASH	81	81	2660	499-985	.507	124-291	.426	211-225	.938	34-234	268	892	108-0	42	295	12	1333-16.5
RICHARDSON	79	76	2485	473-998	.474	157-400	.393	136-184	.739	81-323	404	143	169-0	66	92	33	1239-15.7
HILL	81	81	2430	336-703	.478	35-80	.438	205-251	.817	74-371	445	193	165-2	60	108	36	912-11.3
FRYE	81	41	2190	317-703	.451	172-392	.439	98-121	.810	66-361	427	113	263-3	64	73	74	904-11.2
BARBOSA	44	5	786	155-365	.425	44-136	.324	64-73	.877	11-58	69	64	71-0	23	46	12	418-9.5
LOPEZ	51	31	986	171-291	.588	0-0	—	88-125	.704	104-144	248	7	117-1	10	41	53	430-8.4
DUDLEY	82	1	1991	225-490	.459	120-262	.458	104-138	.754	99-182	281	115	162-1	81	68	16	674-8.2
DRAGIC	80	2	1442	222-491	.452	74-188	.394	117-159	.736	38-133	171	241	131-0	48	126	8	635-7.9
AMUNDSON	79	0	1168	152-276	.551	0-1	.000	67-123	.545	128-218	346	31	169-1	24	57	73	371-4.7
TUCKER	11	0	71	13-30	.433	1-7	.143	16-21	.762	5-2	7	3	5-0	0	4	0	43-3.9
CLARK	51	0	383	56-151	.371	2-5	.400	26-36	.722	18-44	62	21	25-0	7	23	13	140-2.7
GRIFFIN	8	0	32	4-10	.400	0-2	.000	2-4	.500	0-2	2	1	4-0	0	1	2	10-1.3
COLLINS	34	10	261	12-31	.387	0-0	—	10-25	.400	22-40	62	6	42-0	2	10	3	34-1.0
JONES	2	0	7	0-0	—	0-0	—	0-0	—	0-2	2	0	1-0	0	0	0	0-0.0
SUNS	82	-	19730	3339-6788	.492	730-1770	.412	1631-2117	.770	910-2616	3526	1912	1713-10	479	1210	418	9039-110.2
OPPONENTS	82	-	19730	3235-7165	.452	561-1582	.355	1606-2114	.760	1081-2391	3472	1704	1789-11	646	1065	365	8637-105.3



Season Review 10-11

RECORD
40-42

A season of change throughout the organization in 2010-11 began with the hiring of a new basketball president, former sports attorney and agent **Lon Babby**, and the naming of former San Antonio Spurs and Cleveland Cavaliers executive **Lance Blanks** as the club's general manager. A whirlwind offseason brought the notable additions of **Hedo Turkoglu**, **Hakim Warrick** and **Josh Childress**, and saw the departure of Amar'e Stoudemire to the New York Knicks.

A slow start to the season that saw the team struggle to find consistency with its overhauled roster and stumble to a Dec. 17 record of 12-13, gave way to the new regime's first blockbuster trade the very next day when Phoenix acquired **Vince Carter**, **Marcin Gortat**, **Mickael Pietrus**, a 2011 first-round pick and cash considerations from the Orlando Magic in exchange for Jason Richardson, Hedo Turkoglu and Earl Clark. The Suns' brass then made a deadline-day deal in February that sent Goran Dragic to the Houston Rockets for **Aaron Brooks**, who the season before had been named the NBA's Most Improved Player.

In all, nine of the 14 players on the Suns' final 2010-11 roster were not with the team at the conclusion of 2009-10. Nineteen different Suns saw action in 2010-11, most since 2003-04. Overall, Phoenix used 17 different starting lineups, more than twice as many as the prior season.

The Suns' veteran pillars helped the club navigate a season of change and keep the team in contention for a playoff spot until the season's final month. **Steve Nash** turned in another stellar season, leading the league in assists for the fifth time in seven campaigns since returning to the Suns, and also leading the club in scoring. **Grant Hill** became only the seventh player in NBA history to average 13 points or more at the age of 38 or older, and also received votes for Defensive Player of the Year.

After signing a five-year deal in the offseason, **Channing Frye** averaged career highs in scoring and rebounding; **Jared Dudley**, who signed a contract extension five days into the season, also averaged career highs in both scoring and rebounding.

Acquired midseason, Gortat proved to be one of the best additions made by any team during 2010-11. The 27-year-old career backup had never averaged even 4.0 points for a season but averaged 13.0 points and 9.3 rebounds in 55 games with Phoenix, and set a Suns franchise record for double-doubles off the bench in a single season before earning a spot in the starting lineup in March.



FRONT ROW: Player Development Coach Nenad Trajkovic, Athletic Trainer Aaron Nelson, Strength Coach/Assistant Athletic Trainer Mike Elliott, Equipment Manager Jay Gaspar, Assistant Athletic Trainer Tom Maystadt, Video Coordinator Elvic Valcarcel, Assistant Video Coordinator Nick U'Ren. **MIDDLE ROW:** Assistant Coach/Advance Scout Noel Gillespie, Assistant Coach Dan Majerle, Head Coach Alvin Gentry, Vince Carter, Zabian Dowdell, Aaron Brooks, Steve Nash, Jared Dudley, Mickael Pietrus, Assistant Coach Igor Kokoskov, Assistant Coach Bill Cartwright, Player Development Coach Corey Gaines. **BACK ROW:** Grant Hill, Hakim Warrick, Marcin Gortat, Robin Lopez, Garret Siler, Channing Frye, Gani Lawal, Josh Childress.

2011-12 PHOENIX SUNS

DATE	OPPONENT	ATTEND.	SCORE	REC.	W/L	DATE	OPPONENT	ATTEND.	SCORE	REC.	W/L
10/26	@ PORTLAND	20,603	92-106	0-1	L	1/22	@ DETROIT	21,326	74-75	20-22	L
10/28	@ UTAH	19,911	110-94	1-1	W	1/24	@ PHILADELPHIA	14,881	95-105	20-23	L
10/29	L.A. LAKERS	18,422	106-114	1-2	L	1/26	CHARLOTTE	16,986	107-114	20-24	L
11/3	SAN ANTONIO	17,060	110-112	1-3	L	1/28	BOSTON	18,422	88-71	21-24	W
11/5	MEMPHIS	16,470	123-118**	2-3	W	1/30	NEW ORLEANS	17,921	104-102	22-24	W
11/7	@ ATLANTA	13,395	118-114	3-3	W	2/2	MILWAUKEE	16,422	92-77	23-24	W
11/8	@ MEMPHIS	10,786	99-109	3-4	L	2/4	OKLAHOMA CITY	16,274	107-111	23-25	L
11/12	SACRAMENTO	18,029	103-89	4-4	W	2/7	@ GOLDEN STATE	18,002	104-92	24-25	W
11/14	@ L.A. LAKERS	18,997	121-116	5-4	W	2/10	GOLDEN STATE	16,731	112-88	25-25	W
11/15	DENVER	17,774	100-94	6-4	W	2/11	@ UTAH	19,911	95-83	26-25	W
11/17	@ MIAMI	19,600	96-123	6-5	L	2/13	SACRAMENTO	17,798	108-113	26-26	L
11/18	@ ORLANDO	18,846	89-105	6-6	L	2/15	UTAH	16,874	102-101	27-26	W
11/20	@ CHARLOTTE	16,428	105-123	6-7	L	2/17	DALLAS	17,903	106-112	27-27	L
11/22	@ HOUSTON	15,080	123-116	7-7	W	2/23	ATLANTA	18,254	105-97	28-27	W
11/24	CHICAGO	18,422	115-123**	7-8	L	2/25	@ TORONTO	19,004	110-92	29-27	W
11/26	L.A. CLIPPERS	17,846	116-108	8-8	W	2/27	@ INDIANA	14,168	110-108*	30-27	W
11/28	@ DENVER	15,482	133-138	8-9	L	2/28	@ NEW JERSEY	15,836	104-103*	31-27	W
12/2	@ GOLDEN STATE	18,328	107-101	9-9	W	3/2	@ BOSTON	18,624	115-103	31-28	L
12/3	INDIANA	16,991	105-97	10-9	W	3/4	@ MILWAUKEE	15,011	102-88	32-28	W
12/5	WASHINGTON	17,430	125-108	11-9	W	3/6	@ OKLAHOMA CITY	18,203	118-122*	32-29	W
12/7	@ PORTLAND	20,151	99-106	11-10	L	3/8	HOUSTON	17,363	113-110	33-29	W
12/8	MEMPHIS	16,288	98-104*	11-11	L	3/10	DENVER	17,465	97-116	33-30	L
12/10	PORTLAND	17,284	94-101	11-12	L	3/13	ORLANDO	18,091	88-111	33-31	L
12/15	MINNESOTA	16,977	128-122	12-12	W	3/14	@ HOUSTON	16,262	93-95	33-32	L
12/17	@ DALLAS	20,406	91-106	12-13	L	3/16	@ NEW ORLEANS	13,758	95-100	33-33	L
12/19	@ OKLAHOMA CITY	18,203	113-110	13-13	W	3/18	GOLDEN STATE	18,422	108-97	34-33	W
12/20	@ SAN ANTONIO	18,581	110-118	13-14	L	3/20	@ L.A. CLIPPERS	19,060	108-99	35-33	W
12/23	MIAMI	18,422	83-95	13-15	L	3/22	@ L.A. LAKERS	18,997	137-139**	35-34	L
12/26	@ L.A. CLIPPERS	19,060	103-108	13-16	L	3/23	TORONTO	17,865	114-106	36-34	W
12/29	PHILADELPHIA	18,422	110-123	13-17	L	3/25	NEW ORLEANS	18,422	100-106	36-35	L
12/31	DETROIT	17,637	92-75	14-17	W	3/27	DALLAS	17,314	83-91	36-36	L
1/2	@ SACRAMENTO	12,500	89-94	14-18	L	3/29	@ SACRAMENTO	13,774	113-116	36-37	L
1/5	L.A. LAKERS	18,105	95-99	14-19	L	3/30	OKLAHOMA CITY	18,033	98-116	36-38	L
1/7	NEW YORK	17,621	96-121	14-20	L	4/1	L.A. CLIPPERS	18,422	111-98	37-38	W
1/9	CLEVELAND	17,031	108-100	15-20	W	4/3	@ SAN ANTONIO	18,581	97-114	37-39	L
1/11	@ DENVER	14,874	98-132	15-21	L	4/5	@ CHICAGO	21,873	94-97	37-40	W
1/12	NEW JERSEY	16,334	118-109*	16-21	W	4/6	@ MINNESOTA	16,113	108-98	38-40	W
1/14	PORTLAND	17,412	115-111	17-21	W	4/8	@ NEW ORLEANS	14,950	97-109	38-41	L
1/17	@ NEW YORK	19,763	129-121	18-21	W	4/10	@ DALLAS	20,355	90-115	38-42	L
1/19	@ CLEVELAND	20,562	106-98	19-21	W	4/11	MINNESOTA	17,485	135-127*	39-42	W
1/21	@ WASHINGTON	15,716	109-91	20-21	W	4/13	SAN ANTONIO	18,195	106-103	40-42	W

*Overtime

10-11 Final Statistics

PLAYER	G	GS	MIN	3 PT			REBOUNDS					PTS-AVG					
				FGM-FGA	PCT	FPM-FTA	PCT	OR-DR	TOT	AST	PF-DQ		STL	TO	BLK		
RICHARDSON	25	25	796	183-389	.470	62-148	.419	55-72	.764	33-78	111	36	46-0	27	30	3	483-19.3
NASH	75	75	2497	399-811	.492	81-205	.395	227-249	.912	40-220	260	855	87-0	48	265	4	1106-14.7
CARTER	51	41	1387	264-625	.422	89-243	.366	72-98	.735	43-142	185	82	123-0	47	54	17	689-13.5
HILL	80	80	2409	399-825	.484	45-114	.395	213-257	.829	77-261	338	200	184-1	64	134	35	1056-13.2
FRYE	77	64	2541	358-829	.432	171-439	.390	89-107	.832	65-448	513	96	272-4	46	73	79	976-12.7
BROOKS	25	5	473	86-200	.430	22-67	.328	46-57	.807	9-18	27	104	46-0	13	44	1	240-9.6
DUDLEY	82	15	2140	300-629	.477	105-253	.415	162-218	.743	111-207	318	108	139-0	87	77	20	867-10.6
GORTAT	55	12	1636	294-522	.563	1-4	.250	128-175	.731	110-403	513	53	136-0	29	64	70	717-13.0
TURKOGLU	25	16	630	85-193	.440	41-97	.423	26-36	.722	20-80	100	58	77-0	18	31	14	237-9.5
WARRICK	80	6	1416	228-446	.511	1-11	.091	212-294	.721	88-208	296	69	100-0	32	79	9	669-8.4
DRAGIC	48	2	856	133-316	.421	28-101	.277	59-97	.608	24-62	86	149	90-0	36	96	6	353-7.4
PIETRUS	38	4	689	98-250	.392	51-149	.342	36-51	.706	9-67	76	23	66-1	19	25	18	283-7.4
LOPEZ	67	56	991	179-357	.501	0-0	—	74-100	.740	82-134	216	8	143-1	18	48	45	432-6.4
DOWDELL	24	0	292	51-125	.408	3-10	.300	16-17	.941	5-15	20	51	30-0	20	29	2	121-5.0
CHILDRESS	54	3	894	121-214	.565	1-16	.063	29-59	.492	69-86	155	42	68-0	33	44	23	272-5.0
CLARK	9	0	72	12-31	.387	0-0	—	5-10	.500	4-13	17	4	6-0	1	2	3	29-3.2
BARRON	12	6	183	12-51	.235	0-0	—	12-20	.600	16-24	40	4	32-1	6	11	4	36-3.0
SILER	21	0	101	17-31	.548	0-0	—	11-22	.500	16-12	28	3	20-0	1	10	4	45-2.1
LAWAL	1	0	2	0-0	—	0-0	—	0-0	—	0-0	0	0	1-0	0	0	0	0-0.0
SUNS	82	-	20005	3219-6844	.470	701-1857	.377	1472-1939	.759	821-2478	3299	1945	1666-8	545	1169	357	8611-105.0
OPPONENTS	82	-	20005	3309-7018	.472	585-1595	.367	1481-1964	.754	985-2647	3632	1890	1740-15	644	1189	356	8684-105.9

Year In Review 10-11

All-Time Roster



33		Alvan Adams					6'9"		222 lbs.		F/C		Oklahoma						
Acquired: 1st rd., 1975 NBA Draft (4th Overall).													Departed: Retired 4/29/88.						
YEAR	G	MIN	FGM	FGA	PCT	FTM	FTA	PCT	OR	DR	TR	AVG	AST	AVG	TO	STL	BLK	PTS	AVG
'75-76	80	33.2	629	1341	.469	261	355	.735	215	512	727	9.1	450	5.6	—	121	116	1516	19.0
'76-77	72	31.6	522	1102	.474	252	334	.754	180	472	652	9.1	322	4.5	—	95	87	1296	18.0
'77-78	70	27.3	434	895	.485	214	293	.730	158	407	565	8.1	225	3.2	234	86	63	1082	15.5
'78-79	77	30.7	569	1073	.530	231	289	.799	220	485	705	9.2	360	4.7	279	110	63	1369	17.8
'79-80	75	28.9	465	875	.531	188	236	.797	158	451	609	8.1	322	4.3	218	108	55	1118	14.9
'80-81	75	27.4	458	870	.526	199	259	.768	157	389	546	7.3	344	4.6	226	106	69	1115	14.9
'81-82	79	30.3	507	1027	.494	182	233	.781	138	448	586	7.4	356	4.5	196	114	78	1196	15.1
'82-83	80	30.6	477	981	.486	180	217	.829	161	387	548	6.9	376	4.7	242	114	74	1135	14.2
'83-84	70	20.7	269	582	.462	132	160	.825	118	201	319	4.6	219	3.1	117	73	32	670	9.6
'84-85	82	26.0	476	915	.520	250	283	.883	153	347	500	6.1	308	3.8	197	115	48	1202	14.7
'85-86	78	25.7	341	679	.502	159	203	.783	148	329	477	6.1	324	4.2	206	103	46	841	10.8
'86-87	68	24.9	311	618	.503	134	170	.788	91	247	338	5.0	223	3.3	139	62	37	756	11.1
'87-88	82	20.1	251	506	.496	108	128	.844	118	247	365	4.5	183	2.2	140	82	41	611	7.5
TOTALS	988	27.5	5709	11464	.498	2490	3160	.788	2015	4922	6937	7.0	4012	4.1	2194	1289	809	13907	14.1

PLAYOFFS																			
'75-76	19	35.2	137	303	.452	67	82	.817	54	137	191	10.0	98	5.2	—	24	20	341	17.9
'77-78	2	35.5	15	33	.455	2	2	1.000	8	8	16	8.0	4	2.0	9	2	1	32	16.0
'78-79	12	31.0	66	139	.475	22	31	.710	25	65	90	7.5	53	4.4	36	11	12	154	12.8
'79-80	8	31.4	56	99	.566	17	19	.895	18	59	77	9.6	46	5.8	24	7	10	129	16.1
'80-81	7	31.1	27	60	.450	20	28	.714	11	30	41	5.9	26	3.7	19	4	1	74	10.6
'81-82	7	33.3	48	92	.522	22	28	.786	19	32	51	7.3	26	3.7	21	14	10	118	16.9
'82-83	3	28.0	15	32	.469	5	7	.714	3	15	18	6.0	14	4.7	5	2	5	35	11.7
'83-84	17	18.4	53	126	.421	36	53	.679	27	60	87	5.1	42	2.5	34	17	11	142	8.4
'84-85	3	26.3	23	46	.500	5	6	.833	4	13	17	5.7	11	3.7	6	7	7	51	17.0
TOTALS	78	29.4	440	930	.473	196	256	.766	169	419	588	7.5	320	4.1	154	88	77	1076	13.8

12		Rafael Addison					6'7"		226 lbs.		G/F		Syracuse						
Acquired: 2nd rd., 1986 NBA Draft (39th Overall).													Departed: Waived 10/19/87.						
YEAR	G	MIN	FGM	FGA	PCT	FTM	FTA	PCT	OR	DR	TR	AVG	AST	AVG	TO	STL	BLK	PTS	AVG
'86-87	62	11.5	146	331	.441	51	64	.797	41	65	106	1.7	45	0.7	54	27	7	359	5.8

22		Danny Ainge					6'5"		195 lbs.		G		Brigham Young						
Acquired: Signed as free agent 7/3/92.													Departed: Retired 9/18/95.						
YEAR	G	MIN	FGM	FGA	PCT	FTM	FTA	PCT	OR	DR	TR	AVG	AST	AVG	TO	STL	BLK	PTS	AVG
'92-93	80	27.0	337	730	.462	123	145	.848	49	165	214	2.7	260	3.3	113	69	8	947	11.8
'93-94	68	22.9	224	537	.417	78	94	.830	28	103	131	1.9	180	2.6	81	57	8	606	8.9
'94-95	74	18.6	194	422	.460	105	130	.808	25	84	109	1.5	210	2.8	79	46	7	571	7.7
TOTALS	222	22.9	755	1689	.447	306	369	.829	102	352	454	2.05	650	2.9	273	172	23	2124	9.6

PLAYOFFS																			
'92-93	24	24.6	64	170	.376	34	39	.872	20	40	60	2.5	56	2.3	22	12	2	195	8.1
'93-94	10	23.0	27	59	.458	15	21	.714	7	16	23	2.3	21	2.1	5	6	1	86	8.6
'94-95	10	13.7	19	38	.500	10	11	.909	2	8	10	1.0	10	1.0	6	5	0	60	6.0
TOTALS	44	21.8	110	267	.412	59	71	.831	29	64	93	2.1	87	2.0	33	23	3	341	7.8

17		Louis Amundson					6'9"		238 lbs.		F		Nevada-Las Vegas						
Acquired: Signed as free agent 8/14/08.													Departed: Contract expired 6/30/10.						
YEAR	G	MIN	FGM	FGA	PCT	FTM	FTA	PCT	OR	DR	TR	AVG	AST	AVG	TO	STL	BLK	PTS	AVG
'08-09	76	13.7	134	250	.536	53	120	.442	128	142	270	3.6	28	0.4	56	32	65	321	4.2
'09-10	79	14.8	152	276	.551	67	123	.545	128	218	346	4.4	31	0.4	57	24	73	371	4.7
TOTALS	155	14.3	286	526	.544	120	243	.494	256	350	616	4.0	59	0.4	113	56	138	692	4.5

PLAYOFFS																			
'09-10	16	12.1	19	36	.528	9	21	.429	30	26	56	3.5	1	0.1	6	6	7	47	2.9

21		Robert Archibald					6'11"		250 lbs.		F		Illinois						
Acquired: From Memphis 9/30/03 with Brevin Knight, Cezary Trybanski for Bo Outlaw, Jake Tsakalidis.													Departed: To Orlando 12/26/03 for a conditional 2005 2nd rd. pick.						
YEAR	G	MIN	FGM	FGA	PCT	FTM	FTA	PCT	OR	DR	TR	AVG	AST	AVG	TO	STL	BLK	PTS	AVG
'03-04	1	6.0	0	1	.000	1	2	.500	0	1	1	1.0	1	1.0	1	0	0	1	1.0

2011-12 PHOENIX SUNS

21 Dennis Awtrye 6'10" 241 lbs. C Santa Clara

Acquired: From New Orleans Jazz 9/16/74 with Curtis Perry, Nate Hawthorne, 1st rd. pick for Neal Walk and 2nd rd. pick.
 Departed: To Boston 10/11/78 for 2nd rd. pick and cash.

YEAR	G	MIN	FGM	FGA	PCT	FTM	FTA	PCT	OR	DR	TR	AVG	AST	AVG	TO	STL	BLK	PTS	AVG
'74-'75	82	34.6	339	722	.470	132	195	.677	242	462	704	8.6	342	4.2	—	60	52	810	9.9
'75-'76	74	18.6	142	304	.467	75	109	.688	93	200	293	4.0	159	2.1	—	21	22	359	4.9
'76-'77	72	24.4	160	373	.429	91	126	.722	111	245	356	4.9	182	2.5	—	23	31	411	5.7
'77-'78	81	20.0	112	264	.424	69	109	.633	97	205	302	3.7	163	2.0	127	19	25	293	3.6
TOTALS	309	24.6	753	1663	.453	367	539	.680	543	1112	1655	5.4	846	2.7	127	123	130	1873	6.1

PLAYOFFS

'75-'76	19	15.1	21	45	.467	18	33	.545	17	46	63	3.3	25	1.3	—	5	9	60	3.2
'77-'78	2	12.0	1	4	.250	1	4	1.000	2	0	2	1.0	3	1.5	1	1	0	3	1.5
TOTALS	21	14.8	22	49	.449	19	34	.559	19	46	65	3.1	28	1.3	1	6	9	63	3.0

2 James Bailey 6'9" 230 lbs. F Rutgers

Acquired: From Cleveland 10/29/87 for 2nd rd. pick. Departed: Contract expired on 6/30/88.

YEAR	G	MIN	FGM	FGA	PCT	FTM	FTA	PCT	OR	DR	TR	AVG	AST	AVG	TO	STL	BLK	PTS	AVG
'87-'88	65	13.4	109	241	.452	70	89	.787	73	137	210	3.2	42	0.6	70	17	28	298	4.4

12 Toby Bailey 6'6" 213 lbs. G UCLA

Acquired: From L.A. Lakers 6/24/98 for future consideration. Departed: Contract expired on 6/30/00.

YEAR	G	MIN	FGM	FGA	PCT	FTM	FTA	PCT	OR	DR	TR	AVG	AST	AVG	TO	STL	BLK	PTS	AVG
'98-'99	27	9.2	34	86	.395	9	13	.692	24	30	54	2.0	13	0.5	11	9	2	78	2.9
'99-'00	46	9.8	58	140	.414	45	65	.692	26	46	72	1.6	30	0.7	24	13	4	107	3.5
TOTALS	73	9.6	92	226	.407	54	78	.692	50	76	126	1.7	43	0.6	35	22	6	185	2.5

PLAYOFFS

'99-'00	5	12.0	1	4	.250	1	1	1.000	2	0	2	1.0	3	1.5	1	1	0	3	1.5
---------	---	------	---	---	------	---	---	-------	---	---	---	-----	---	-----	---	---	---	---	-----

2 Marcus Banks 6'2" 200 lbs. G Nevada-Las Vegas

Acquired: Signed as free agent 7/20/06. Departed: To Miami 2/6/08 with Shawn Marion for Shaquille O'Neal.

YEAR	G	MIN	FGM	FGA	PCT	FTM	FTA	PCT	OR	DR	TR	AVG	AST	AVG	TO	STL	BLK	PTS	AVG
'06-'07	45	11.2	84	196	.429	48	60	.800	10	28	38	0.8	60	1.3	40	23	3	221	4.9
'07-'08	24	12.9	44	109	.404	12	16	.789	3	17	20	0.8	25	1.0	16	8	8	125	5.2
TOTALS	69	11.8	128	305	.420	60	76	.789	13	45	58	0.8	85	1.2	56	31	11	346	5.0

PLAYOFFS

'06-'07	2	3.5	0	2	—	2	2	1.000	0	0	0	0.0	1	0.5	0	0	0	2	1.0
---------	---	-----	---	---	---	---	---	-------	---	---	---	-----	---	-----	---	---	---	---	-----

40 Mike Bantom 6'9" 210 lbs. F St. Joseph's

Acquired: 1st rd., 1973 NBA Draft (8th Overall). Departed: To Seattle 11/22/75.

YEAR	G	MIN	FGM	FGA	PCT	FTM	FTA	PCT	OR	DR	TR	AVG	AST	AVG	TO	STL	BLK	PTS	AVG
'73-'74	76	26.0	314	787	.399	141	213	.662	172	347	519	6.8	163	2.1	—	50	47	769	10.1
'74-'75	82	27.3	418	907	.461	185	259	.714	211	342	553	6.7	159	1.9	—	62	47	1021	12.5
'75-'76	7	9.7	8	26	.308	5	5	1.000	7	16	23	3.3	3	0.4	—	2	2	21	3.0
TOTALS	165	26.0	740	1720	.430	331	477	.694	390	765	1095	6.6	325	2.0	—	114	96	1811	11.0

10 Leandro Barbosa 6'3" 202 lbs. G Sao Paulo, Brazil

Acquired: Draft rights from San Antonio 6/26/03 for a future protected 1st rd. pick. Departed: To Toronto 7/14/10 with Dwayne Jones for Hedo Turkoglu.

YEAR	G	MIN	FGM	FGA	PCT	FTM	FTA	PCT	OR	DR	TR	AVG	AST	AVG	TO	STL	BLK	PTS	AVG
'03-'04	70	21.4	210	470	.447	47	61	.770	23	100	123	1.8	165	2.4	120	93	7	550	7.9
'04-'05	63	17.2	168	354	.475	55	69	.797	32	98	130	2.1	126	2.0	87	30	7	442	7.0
'05-'06	57	27.9	273	567	.481	111	147	.755	31	119	150	2.6	158	2.8	89	48	6	744	13.1
'06-'07	80	32.7	529	1111	.476	196	232	.845	22	192	214	2.7	317	4.0	146	96	15	1444	18.1
'07-'08	82	29.5	472	1021	.462	175	213	.822	40	191	231	2.8	216	2.6	117	75	18	1283	15.6
'08-'09	70	24.4	366	759	.482	171	194	.881	34	147	181	2.6	162	2.3	93	82	7	993	14.2
'09-'10	44	17.9	155	365	.425	64	73	.877	11	58	69	1.6	64	1.5	46	23	12	418	9.5
TOTALS	466	25.1	2173	4647	.468	819	989	.828	193	905	1098	2.4	1208	2.6	698	447	72	5874	12.6

PLAYOFFS

'04-'05	12	9.8	12	35	.343	2	4	.500	5	12	17	1.4	12	1.0	5	3	0	30	2.5
'05-'06	20	31.6	103	219	.470	50	58	.862	5	27	32	1.6	54	2.7	29	15	4	283	14.2
'06-'07	11	31.7	64	158	.405	28	39	.718	7	31	38	3.5	24	2.2	22	12	2	174	15.8
'07-'08	5	28.6	19	55	.345	10	11	.909	2	18	20	4.0	9	1.8	4	3	0	52	10.4
'09-'10	16	15.6	43	103	.417	17	24	.708	2	19	21	1.3	20	1.3	15	5	2	115	7.2
TOTALS	64	23.3	241	570	.423	107	136	.787	21	107	128	2.0	119	1.9	75	38	8	654	10.2

34 Charles Barkley 6'6" 252 lbs. F Auburn

Acquired: From Philadelphia 6/17/92 for Jeff Hornacek, Andrew Lang, Tim Perry. Departed: To Houston 8/19/96 with 2nd rd. pick for Chucky Brown, Mark Bryant, Sam Cassell and Robert Horry.

YEAR	G	MIN	FGM	FGA	PCT	FTM	FTA	PCT	OR	DR	TR	AVG	AST	AVG	TO	STL	BLK	PTS	AVG
'92-'93	76	37.6	716	1376	.520	445	582	.765	237	691	928	12.2	385	5.1	233	119	74	1944	25.6
'93-'94	65	35.4	518	1056	.495	318	452	.704	198	452	727	11.2	296	4.6	206	101	37	1402	21.2
'94-'95	68	35.0	554	1141	.486	379	507	.748	203	553	756	11.1	276	4.1	150	110	45	1561	23.0
'95-'96	71	37.1	580	1160	.500	440	566	.777	243	578	821	11.6	262	3.7	218	114	56	1649	23.2
TOTALS	280	36.3	2368	4723	.501	1582	2107	.750	881	2351	3232	11.5	1219	4.4	807	444	212	6556	23.4

PLAYOFFS

'92-'93	24	43.2	230	482	.477	168	218	.771	93	233	326	14.4	102	4.2	50	39	25	638	26.6
'93-'94	10	42.5	110	216	.509	42	55	.764	34	96	130	13.0	48	4.8	27	25	9	276	27.6
'94-'95	10	39.0	91	182	.500	66	90	.733	39	95	134	13.4	32	3.7	25	13	11	257	25.7
'95-'96	4	41.0	31	70	.443	37	47	.787	18	36	54	13.5	15	3.8	6	4	4	102	25.5
TOTALS	48	42.0	462	950	.486	313	410	.763	184	460	644	13.4	197	4.1	108	81	49	1273	26.5

BRING YOUR GAME FACE

22 Matt Barnes 6'7" 226 lbs. F UCLA

Acquired: Signed as a free agent 7/22/08. Departed: Contract expired 6/30/09.

YEAR	G	MIN	FGM	FGA	PCT	FTM	FTA	PCT	OR	DR	TR	AVG	AST	AVG	TO	STL	BLK	PTS	AVG
'08-09	77	27.0	285	674	.423	101	136	.743	79	342	421	5.5	212	2.8	130	52	26	788	10.2

12 Andre Barrett 5'10" 173 lbs. G Seton Hall

Acquired: Signed a 10-day contract 3/1/06. Departed: Released from his second 10-day contract 3/15/06.

YEAR	G	MIN	FGM	FGA	PCT	FTM	FTA	PCT	OR	DR	TR	AVG	AST	AVG	TO	STL	BLK	PTS	AVG
'05-06	2	10.5	3	7	.429	3	3	1.000	1	2	3	1.5	2	1.0	1	0	0	9	4.5

30 Earl Barron 7'0" 250 lbs. C Memphis

Acquired: Signed as free agent 11/16/10. Departed: Waived 12/21/10.

YEAR	G	MIN	FGM	FGA	PCT	FTM	FTA	PCT	OR	DR	TR	AVG	AST	AVG	TO	STL	BLK	PTS	AVG
'10-11	12	183	12	51	.235	12	20	.600	16	24	40	3.3	4	0.3	11	6	4	36	3.0

3 Kenny Battle 6'6" 211 lbs. F Illinois

Acquired: From Detroit following 1989 NBA Draft with Micheal Williams for Anthony Cook (24th Overall).

Departed: Waived 1/23/91.

YEAR	G	MIN	FGM	FGA	PCT	FTM	FTA	PCT	OR	DR	TR	AVG	AST	AVG	TO	STL	BLK	PTS	AVG
'89-90	59	12.4	93	170	.547	55	82	.671	44	80	124	2.1	38	0.6	32	35	11	242	4.1
'90-91	16	16.4	38	86	.442	20	29	.690	21	32	53	3.3	15	0.9	13	19	6	96	6.0
TOTALS	75	13.3	131	256	.512	75	111	.676	65	112	177	2.4	53	.71	45	54	17	338	4.5

PLAYOFFS

'89-90	8	4.3	4	13	.308	1	1	1.000	1	4	5	0.6	0	0.0	—	0	0	9	1.1
--------	---	-----	---	----	------	---	---	-------	---	---	---	-----	---	-----	---	---	---	---	-----

50 William Bedford 7'1" 235 lbs. C Memphis State

Acquired: 1st rd., 1986 NBA Draft (6th Overall). Departed: To Detroit 6/19/87 for 1st rd. pick.

YEAR	G	MIN	FGM	FGA	PCT	FTM	FTA	PCT	OR	DR	TR	AVG	AST	AVG	TO	STL	BLK	PTS	AVG
'86-87	50	19.6	142	358	.397	50	86	.581	79	167	246	4.9	57	1.1	85	18	37	334	6.7

14 Charlie Bell 6'3" 200 lbs. G Michigan State

Acquired: Signed as free agent 7/23/01. Departed: Waived 12/11/01.

YEAR	G	MIN	FGM	FGA	PCT	FTM	FTA	PCT	OR	DR	TR	AVG	AST	AVG	TO	STL	BLK	PTS	AVG
'01-02	5	8.4	3	11	.273	2	2	1.000	2	2	4	0.8	2	0.4	5	0	0	8	1.6

19 Raja Bell 6'5" 215 lbs. G Florida International

Acquired: Signed as a free agent on 8/3/05. Departed: Traded along with Boris Diaw and Sean Singletary to Charlotte on 12/10/08 in exchange for Jason Richardson, Jared Dudley and a 2010 second-round pick.

YEAR	G	MIN	FGM	FGA	PCT	FTM	FTA	PCT	OR	DR	TR	AVG	AST	AVG	TO	STL	BLK	PTS	AVG
'05-06	79	37.5	425	930	.457	115	146	.788	44	209	253	3.2	207	2.6	89	76	22	1162	14.7
'06-07	78	37.4	410	950	.432	118	152	.776	48	203	251	3.2	196	2.5	83	50	22	1143	14.7
'07-08	75	35.3	317	753	.421	79	91	.868	47	227	274	3.7	168	2.2	65	54	27	889	11.9
'08-09	22	32.4	76	177	.429	16	21	.762	8	56	64	2.9	29	1.3	18	13	2	212	9.6
TOTALS	254	36.4	1228	2810	.437	328	410	.800	147	695	842	3.3	600	2.4	255	193	73	3406	13.4

PLAYOFFS

'05-06	17	39.6	79	165	.479	34	41	.829	8	40	48	2.8	37	2.2	10	11	4	232	13.6
'06-07	11	39.8	40	87	.460	12	14	.857	6	27	33	3.0	20	1.8	15	10	2	112	10.2
'07-08	5	43.0	21	37	.568	13	16	.813	6	22	28	5.6	11	2.2	5	2	1	68	13.6
TOTALS	33	40.2	140	289	.484	59	71	.831	20	89	109	3.3	68	2.1	30	23	7	412	12.5

8 Mario Bennett 6'9" 235 lbs. F Arizona State

Acquired: 1st rd., 1995 NBA Draft (27th Overall). Departed: Waived 10/29/96.

YEAR	G	MIN	FGM	FGA	PCT	FTM	FTA	PCT	OR	DR	TR	AVG	AST	AVG	TO	STL	BLK	PTS	AVG
'95-96	19	12.1	29	64	.453	27	42	.643	21	28	49	2.6	6	0.3	11	11	11	85	4.5

12 Eddie Biedenbach 6'1" 175 lbs. G N.C. State

Acquired: Signed as free agent 10/18/68. Departed: Waived 11/21/68.

YEAR	G	MIN	FGM	FGA	PCT	FTM	FTA	PCT	OR	DR	TR	AVG	AST	AVG	TO	STL	BLK	PTS	AVG
'68-69	7	2.6	0	6	.000	4	6	.667	—	—	2	0.3	3	0.4	—	—	—	4	0.6

40 Corie Blount 6'10" 242 lbs. F Cincinnati

Acquired: Signed as free agent 9/9/99. Departed: To Golden State 1/26/01 with Ruben Garces, Paul McPherson for Vinny Del Negro.

YEAR	G	MIN	FGM	FGA	PCT	FTM	FTA	PCT	OR	DR	TR	AVG	AST	AVG	TO	STL	BLK	PTS	AVG
'99-00	38	11.7	44	89	.494	19	33	.576	52	61	113	3.0	10	0.3	15	7	28	107	2.8
'00-01	30	12.9	23	47	.489	8	15	.533	35	50	85	2.8	8	0.3	18	13	5	54	1.8
TOTALS	68	12.3	67	136	.493	27	48	.563	87	111	198	2.9	18	0.3	33	20	33	161	2.4

PLAYOFFS

'99-00	9	18.0	17	31	.548	10	18	.556	25	31	56	6.2	3	0.3	13	6	6	44	4.9
--------	---	------	----	----	------	----	----	------	----	----	----	-----	---	-----	----	---	---	----	-----

10 Dexter Boney 6'4" 220 lbs. G UNLV

Acquired: Signed as a free agent 1/31/97. Departed: Waived 2/20/97.

YEAR	G	MIN	FGM	FGA	PCT	FTM	FTA	PCT	OR	DR	TR	AVG	AST	AVG	TO	STL	BLK	PTS	AVG
'96-97	8	6.0	6	19	.316	6	8	.750	3	3	6	0.8	0	0.0	1	2	1	19	2.4

7 Dudley Bradley 6'6" 195 lbs. G North Carolina

Acquired: From Indiana 6/8/81 for two 2nd rd. picks. Departed: Waived 7/1/82.

YEAR	G	MIN	FGM	FGA	PCT	FTM	FTA	PCT	OR	DR	TR	AVG	AST	AVG	TO	STL	BLK	PTS	AVG
'81-82	64	14.6	125	281	.445	74	100	.740	30	57	87	1.4	80	1.3	71	78	10	325	5.1

PLAYOFFS

'81-82	7	3.4	2	8	.250	1	1	1.000	0	1	1	0.1	5	0.7	5	1	1	5	0.7
--------	---	-----	---	---	------	---	---	-------	---	---	---	-----	---	-----	---	---	---	---	-----

23 Mike Bratz 6'2" 185 lbs. G Stanford

Acquired: 3rd rd., 1977 NBA Draft (66th Overall). Departed: Waived 7/1/80.

YEAR	G	MIN	FGM	FGA	PCT	FTM	FTA	PCT	OR	DR	TR	AVG	AST	AVG	TO	STL	BLK	PTS	AVG
'77-78	80	11.7	159	395	.403	56	68	.824	42	73	115	1.4	123	1.5	89	39	5	374	4.7
'78-79	77	16.8	242	533	.454	139	170	.818	55	86	141	1.8	179	2.3	135	64	7	623	8.1
'79-80	82	19.4	269	687	.392	141	162	.870	50	117	167	2.0	223	2.7	135	93	9	700	8.5
TOTALS	239	16.0	670	1615	.415	336	400	.840	147	276	423	1.8	525	2.2	359	196	21	1697	7.1

PLAYOFFS

'77-78	2	4.5	1	5	.200	0	0	.000	0	0	0	0.0	1	0.5	0	0	0	2	1.0
'78-79	15	19.5	57	115	.496	45	59	.763	10	11	21	1.4	30	2.0	29	15	3	159	10.6
'79-80	8	21.1	43	84	.512	9	10	.900	6	14	20	2.5	16	2.0	13	9	0	104	13.0
TOTALS	25	18.8	101	204	.495	54	69	.783	16	25	41	1.6	47	1.9	42	24	3	265	10.6

0 Aaron Brooks 6'0" 161 lbs. G Oregon

Acquired: From Houston on 2/24/11 for Goran Dragic and a 2011 first-round pick. Departed: Restricted free agent signed to play in China; Suns still own his NBA rights

YEAR	G	MIN	FGM	FGA	PCT	FTM	FTA	PCT	OR	DR	TR	AVG	AST	AVG	TO	STL	BLK	PTS	AVG
'10-11	25	18.9	86	200	.430	46	57	.807	9	18	27	1.1	104	4.2	44	13	1	240	9.6

52 Chucky Brown 6'8" 215 lbs. F North Carolina State

Acquired: From Houston 8/19/96 with Mark Bryant, Sam Cassell and Robert Horry for Charles Barkley. Departed: To Milwaukee 12/4/96 for Darrin Hancock and 2nd rd. pick.

YEAR	G	MIN	FGM	FGA	PCT	FTM	FTA	PCT	OR	DR	TR	AVG	AST	AVG	TO	STL	BLK	PTS	AVG
'96-97	10	8.3	13	26	.500	8	11	.727	3	13	16	1.6	4	0.4	4	0	2	34	3.4

11 Dee Brown 6'0" 181 lbs. G Illinois

Acquired: Signed as free agent 12/24/08. Departed: Released 1/6/09.

YEAR	G	MIN	FGM	FGA	PCT	FTM	FTA	PCT	OR	DR	TR	AVG	AST	AVG	TO	STL	BLK	PTS	AVG
'08-09	2	14.0	1	5	.200	2	2	1.000	0	1	1	0.5	3	1.5	3	0	0	5	2.5

4 Gerald Brown 6'4" 210 lbs. G Pepperdine

Acquired: Signed as free agent 1/25/99. Departed: Waived 12/21/99.

YEAR	G	MIN	FGM	FGA	PCT	FTM	FTA	PCT	OR	DR	TR	AVG	AST	AVG	TO	STL	BLK	PTS	AVG
'98-99	33	7.2	33	89	.371	11	14	.786	5	17	22	0.7	31	0.9	22	5	1	80	2.4

45 Mike Brown 6'10" 260 lbs. F George Washington

Acquired: Signed as free agent 4/5/97; 4/18/98. Departed: Contract expired on 6/30/97; 6/30/98.

YEAR	G	MIN	FGM	FGA	PCT	FTM	FTA	PCT	OR	DR	TR	AVG	AST	AVG	TO	STL	BLK	PTS	AVG
'96-97	6	13.8	5	12	.417	6	10	.600	9	16	25	4.2	5	0.8	2	1	1	16	2.7

PLAYOFFS

'96-97	4	6.8	2	5	.400	7	8	.875	2	2	4	1.0	1	0.3	1	0	0	11	3.7
'97-98	1	1.0	0	0	—	0	0	—	0	0	0	0.0	0	0.0	0	0	0	0	0.0

0 Randy Brown 6'2" 190 lbs. G New Mexico State

Acquired: From Boston 2/20/02 with Joe Johnson, Milt Palacio, 2002 1st rd. pick (Casey Jacobsen) for Rodney Rogers and Tony Delk. Departed: Contract expired on 6/30/03.

YEAR	G	MIN	FGM	FGA	PCT	FTM	FTA	PCT	OR	DR	TR	AVG	AST	AVG	TO	STL	BLK	PTS	AVG
'02-03	32	8.2	16	43	.372	9	12	.750	3	23	26	0.8	35	1.1	17	17	2	41	1.3

2 Mark Bryant 6'9" 245 lbs. F Seton Hall

Acquired: From Houston 8/19/96 with Chucky Brown, Sam Cassell and Robert Horry for Charles Barkley. Departed: To Chicago 1/23/99 with Martin Muursepp, Bubba Wells, 1st rd. pick for Luc Longley.

YEAR	G	MIN	FGM	FGA	PCT	FTM	FTA	PCT	OR	DR	TR	AVG	AST	AVG	TO	STL	BLK	PTS	AVG
'96-97	41	24.8	152	275	.553	76	108	.704	67	145	212	5.2	47	1.1	46	22	5	380	9.3
'97-98	70	15.9	109	225	.484	73	95	.768	92	152	244	3.5	46	.07	58	36	15	291	4.2
TOTALS	111	2128	261	500	.522	149	203	.734	159	297	456	4.1	93	.08	104	58	20	671	6.0

PLAYOFFS

'96-97	4	9.0	4	10	.400	3	3	1.000	1	3	4	1.0	—	—	2	—	—	11	2.8
'97-98	4	23.3	17	34	.500	6	12	.500	9	14	23	5.8	1	0.3	3	4	2	40	10.0
TOTALS	8	16.1	21	44	.477	9	15	.600	10	17	27	3.4	1	0.1	5	4	2	51	6.4

26 Jud Buechler 6'6" 228 lbs. G/F Arizona

Acquired: From Detroit 7/18/01 with John Wallace for Clifford Robinson. Departed: To Orlando 11/16/01 in three-team trade with L.A. Clippers that also sent Vinny Del Negro to L.A. Clippers and brought Bo Outlaw and 1st rd. pick from Orlando.

YEAR	G	MIN	FGM	FGA	PCT	FTM	FTA	PCT	OR	DR	TR	AVG	AST	AVG	TO	STL	BLK	PTS	AVG
'01-02	6	9.0	2	6	.333	0	0	—	2	6	8	1.3	3	0.5	1	1	0	6	1.0

BRING YOUR GAME FACE

11		Pat Burke			6'11"			250 lbs.		C		Auburn							
Acquired: Signed as free agent 8/18/05.					Departed: Contract expired 6/30/07.														
YEAR	G	MIN	FGM	FGA	PCT	FTM	FTA	PCT	OR	DR	TR	AVG	AST	AVG	TO	STL	BLK	PTS	AVG
'05-06	42	8.2	63	127	.496	13	21	.619	21	52	73	1.7	16	0.4	33	6	13	141	3.4
'06-07	23	7.1	23	65	.354	8	13	.615	12	35	47	2.0	5	0.2	7	3	2	60	2.6
TOTALS	65	7.8	86	192	.448	21	34	.618	33	87	120	1.8	21	0.3	40	9	15	201	3.1
PLAYOFFS																			
'05-06	3	2.3	2	4	.500	0	1	.000	1	2	3	1.0	0	0.0	0	0	1	5	1.7
'06-07	3	2.3	1	2	.500	0	1	.000	0	1	1	0.3	0	0.0	0	0	1	2	0.7
TOTALS	6	2.3	3	6	.500	0	1	.000	1	3	4	0.7	0	0.0	0	0	2	7	1.2

15		Steve Burtt			6'2"			195 lbs.		G		Iona							
Acquired: Signed as free agent 2/14/92.					Departed: Waived 7/2/92.														
YEAR	G	MIN	FGM	FGA	PCT	FTM	FTA	PCT	OR	DR	TR	AVG	AST	AVG	TO	STL	BLK	PTS	AVG
'91-92	31	11.5	74	160	.463	38	54	.704	10	24	34	1.1	59	1.9	33	16	4	187	6.0
PLAYOFFS																			
'91-92	8	13.0	16	38	.421	18	21	.857	3	9	12	1.5	14	1.8	8	5	0	50	6.3

10		Don Buse			6'4"			192 lbs.		G		Evansville							
Acquired: From Indiana 9/6/77 for Ricky Sobers.					Departed: To Indiana 11/25/80 for two 2nd rd. picks.														
YEAR	G	MIN	FGM	FGA	PCT	FTM	FTA	PCT	OR	DR	TR	AVG	AST	AVG	TO	STL	BLK	PTS	AVG
'77-78	82	31.1	287	626	.458	112	136	.824	59	190	249	3.0	391	4.8	124	185	14	686	8.4
'78-79	82	31.0	285	576	.495	70	91	.769	44	173	217	2.6	356	4.3	96	156	18	640	7.8
'79-80	81	30.9	261	589	.443	85	128	.664	70	163	233	2.9	320	4.0	91	132	10	626	7.7
TOTALS	245	31.0	833	1791	.465	267	355	.752	173	526	699	2.9	1067	4.4	311	473	42	1952	8.0
PLAYOFFS																			
'77-78	2	38.0	4	11	.364	0	0	.000	0	5	5	2.5	4	2.0	1	4	0	8	4.0
'78-79	15	34.1	47	116	.405	24	33	.727	17	38	55	3.7	52	3.5	15	23	5	118	7.9
'79-80	8	29.5	28	64	.438	7	11	.636	8	13	21	2.6	44	7.3	13	6	0	68	8.5
TOTALS	25	32.9	79	191	.414	31	44	.705	25	56	81	3.2	100	4.0	29	33	5	194	7.8

45		Marty Byrnes			6'7"			218 lbs.		F		Syracuse							
Acquired: 1st rd., 1978 NBA Draft (19th Overall).					Departed: To New Orleans Jazz 1/12/79 with Ron Lee, two 1st rd. picks for Leonard "Truck" Robinson.														
YEAR	G	MIN	FGM	FGA	PCT	FTM	FTA	PCT	OR	DR	TR	AVG	AST	AVG	TO	STL	BLK	PTS	AVG
'78-79	43	17.1	109	223	.489	73	100	.730	49	48	97	2.3	61	1.4	79	15	2	291	6.8

11		Zarko Cabarkapa			6'11"			225 lbs.		F		Buducnost (Serbia)							
Acquired: 1st rd., 2003 NBA Draft (17th Overall).					Departed: To Golden State 1/3/05 for two future 2nd rd. picks.														
YEAR	G	MIN	FGM	FGA	PCT	FTM	FTA	PCT	OR	DR	TR	AVG	AST	AVG	TO	STL	BLK	PTS	AVG
'03-04	49	11.6	81	197	.411	35	53	.660	26	73	99	2.0	40	0.8	54	10	13	203	4.1
'04-05	3	3.7	4	7	.571	1	1	1.000	2	1	3	1.0	0	0.0	0	0	0	9	3.0
TOTALS	52	11.2	85	204	.417	36	54	.667	28	74	102	2.0	40	0.8	54	10	13	212	4.1

20		Corky Calhoun			6'7"			212 lbs.		F		Pennsylvania							
Acquired: 1st rd., 1972 NBA Draft (4th Overall).					Departed: To L.A. Lakers 11/27/74 for 2nd rd. and 3rd rd. picks.														
YEAR	G	MIN	FGM	FGA	PCT	FTM	FTA	PCT	OR	DR	TR	AVG	AST	AVG	TO	STL	BLK	PTS	AVG
'72-73	82	24.7	211	450	.469	71	96	.740	—	—	338	4.1	76	0.9	—	—	—	493	6.0
'73-74	77	28.7	268	581	.461	98	129	.760	115	292	407	5.3	135	1.8	—	71	30	634	8.2
'74-75	13	8.3	12	32	.375	14	15	.933	14	19	33	2.5	4	0.3	—	6	2	38	2.9
TOTALS	172	25.3	491	1063	.462	183	240	.763	129	311	778	4.5	215	1.3	—	77	32	1165	6.8

43		Chris Carr			6'5"			207 lbs.		G		Southern Illinois							
Acquired: 2nd rd., 1995 NBA Draft (56th Overall).					Departed: Signed by Minnesota as free agent 7/19/96.														
YEAR	G	MIN	FGM	FGA	PCT	FTM	FTA	PCT	OR	DR	TR	AVG	AST	AVG	TO	STL	BLK	PTS	AVG
'95-96	60	9.8	90	217	.415	49	60	.817	27	75	102	1.7	43	0.7	40	10	5	240	4.0

2		Joe Barry Carroll			7'1"			255 lbs.		C		Purdue							
Acquired: Signed as free agent 1/26/91.					Departed: Waived 10/30/91.														
YEAR	G	MIN	FGM	FGA	PCT	FTM	FTA	PCT	OR	DR	TR	AVG	AST	AVG	TO	STL	BLK	PTS	AVG
'90-91	11	8.7	13	36	.361	11	12	.917	3	21	24	2.2	11	1.0	12	1	8	37	3.4

25		Vince Carter			6'6"			220 lbs.		G		North Carolina							
Acquired: From Orlando 12/18/10 with Marcin Gortat, Mickael Pietrus, a 2011 first-round pick and cash considerations for Jason Richardson, Hedo Turkoglu and Earl Clark.					Departed: Waived 12/10/11.														
YEAR	G	MIN	FGM	FGA	PCT	FTM	FTA	PCT	OR	DR	TR	AVG	AST	AVG	TO	STL	BLK	PTS	AVG
'10-11	51	1387	264	625	.422	72	98	.735	43	142	185	3.6	82	1.6	54	47	17	689	13.5

10		Sam Cassell			6'3"			185 lbs.		G		Florida State							
Acquired: From Houston 8/19/96 with Chucky Brown, Mark Bryant and Robert Horry for Charles Barkley.					Departed: To Dallas 12/26/96 with Michael Finley, A. C. Green and 2nd rd. pick for Jason Kidd, Loren Meyer and Tony Dumas.														
YEAR	G	MIN	FGM	FGA	PCT	FTM	FTA	PCT	OR	DR	TR	AVG	AST	AVG	TO	STL	BLK	PTS	AVG
'96-97	22	24.5	100	241	.415	106	124	.855	12	38	50	2.3	99	4.5	60	23	6	325	14.8



23/1 Cedric Ceballos 6'7" 220 lbs. F Cal-State Fullerton

Acquired: 2nd rd., 1990 NBA Draft (48th Overall); From L.A. Lakers on 1/10/97 with Rumeal Robinson for Robert Horry and Joe Kleine. Departed: To L.A. Lakers 9/23/94 for 1995 1st rd. pick (Michael Finley); To Dallas 2/18/98 for Dennis Scott.

YEAR	G	MIN	FGM	FGA	PCT	FTM	FTA	PCT	OR	DR	TR	AVG	AST	AVG	TO	STL	BLK	PTS	AVG
'90-91	63	11.6	204	491	.487	110	166	.663	77	73	150	2.4	35	0.6	69	22	5	519	8.2
'91-92	64	11.2	176	365	.482	109	148	.736	60	92	152	2.4	50	0.8	71	16	11	462	7.2
'92-93	74	21.7	381	662	.576	187	258	.725	172	236	408	5.5	77	1.0	106	54	28	949	12.8
'93-94	53	30.2	425	795	.535	160	221	.724	153	191	344	6.5	91	1.7	93	59	23	1010	19.1
'96-97	38	28.2	121	492	.449	111	149	.745	80	176	256	6.7	47	1.2	64	25	17	569	15.0
'97-98	35	17.9	229	258	.500	60	84	.714	51	98	149	4.3	35	1.0	39	22	8	333	9.5
TOTALS	327	19.4	1536	3063	.501	737	1026	.718	593	866	1459	4.5	335	1.0	442	198	92	3842	11.7

PLAYOFFS

'90-91	3	8.0	7	12	.583	2	6	.333	3	2	5	1.7	2	0.7	1	2	—	16	5.3
'91-92	8	23.5	44	80	.550	20	30	.667	20	31	51	6.4	12	1.5	11	6	6	108	13.5
'92-93	16	11.6	40	71	.571	16	22	.727	13	24	37	2.3	13	0.8	5	5	7	96	6.0
'93-94	10	21.2	43	93	.462	15	18	.833	16	20	44	4.4	8	0.8	11	8	2	101	10.1
'96-97	5	21.4	11	33	.333	8	8	1.000	9	17	26	5.2	26	0.6	8	4	3	33	6.6
TOTALS	42	17.0	145	289	.502	61	84	.726	61	94	163	3.9	61	1.5	36	25	18	354	8.4

24 Bill Chamberlain 6'6" 210 lbs. F North Carolina

Acquired: From Golden State 1/25/74 for 3rd rd. pick. Departed: Waived 9/24/74.

YEAR	G	MIN	FGM	FGA	PCT	FTM	FTA	PCT	OR	DR	TR	AVG	AST	AVG	TO	STL	BLK	PTS	AVG
'73-74	28	13.1	57	130	.438	39	56	.696	33	40	73	2.6	37	1.3	—	20	12	153	5.5

44 Jerry Chambers 6'5" 186 lbs. G Utah

Acquired: From Philadelphia 1/20/69 for George Wilson. Departed: Picked by Portland 5/11/70 in NBA Expansion Draft.

YEAR	G	MIN	FGM	FGA	PCT	FTM	FTA	PCT	OR	DR	TR	AVG	AST	AVG	TO	STL	BLK	PTS	AVG
'69-70	79	14.4	283	658	.430	91	125	.728	—	—	219	2.8	54	0.7	—	—	—	657	8.3

PLAYOFFS

'69-70	7	10.4	14	37	.378	5	8	.625	—	—	17	2.4	7	1.0	—	—	—	33	4.7
--------	---	------	----	----	------	---	---	------	---	---	----	-----	---	-----	---	---	---	----	-----

24 Tom Chambers 6'10" 230 lbs. F Utah

Acquired: Signed as first unrestricted free agent 7/8/88; Signed as free agent 8/22/97. Departed: Contract expired on 6/30/93; To Philadelphia 11/21/97 for Marko Milic.

YEAR	G	MIN	FGM	FGA	PCT	FTM	FTA	PCT	OR	DR	TR	AVG	AST	AVG	TO	STL	BLK	PTS	AVG
'88-89	81	37.1	774	1643	.471	509	598	.851	143	541	684	8.4	231	2.9	231	87	55	2085	25.7
'89-90	81	37.6	810	1617	.501	557	647	.861	121	450	571	7.0	190	2.3	218	88	47	2201	27.2
'90-91	76	32.6	556	1271	.437	379	459	.826	104	386	490	6.4	194	2.6	177	65	52	1511	19.9
'91-92	69	28.2	426	989	.431	258	311	.830	86	315	401	5.8	142	2.1	103	57	37	1128	16.3
'92-93	73	23.6	320	716	.447	241	288	.837	96	249	345	4.7	101	1.4	92	43	23	892	12.2
TOTALS	380	32.1	2886	6236	.463	1944	2303	.844	550	1941	2491	6.6	858	2.3	821	340	214	7817	20.6

PLAYOFFS

'88-89	12	41.3	188	257	.459	67	78	.859	22	109	131	10.9	46	3.8	39	13	15	312	26.0
'89-90	16	38.3	117	275	.425	116	132	.879	20	87	107	6.7	31	1.9	49	7	7	355	22.2
'90-91	4	35.5	27	66	.409	14	19	.737	2	21	23	5.8	10	2.5	12	7	5	68	17.0
'91-92	7	27.7	39	85	.459	27	32	.844	8	23	31	4.4	19	2.7	15	2	5	109	15.6
'92-93	24	15.7	64	165	.388	44	54	.815	23	42	65	2.7	12	0.5	26	6	10	174	7.3
TOTALS	63	28.9	365	848	.430	268	315	.851	75	282	357	5.7	118	1.9	141	35	42	1018	16.2

3 Rex Chapman 6'4" 195 lbs. G Kentucky

Acquired: Signed as free agent 10/13/96. Departed: Retired 11/20/00.

YEAR	G	MIN	FGM	FGA	PCT	FTM	FTA	PCT	OR	DR	TR	AVG	AST	AVG	TO	STL	BLK	PTS	AVG
'96-97	65	28.2	332	749	.443	124	149	.832	25	156	181	2.8	182	2.8	96	52	7	898	13.8
'97-98	68	33.3	408	956	.427	146	187	.781	30	143	173	2.5	203	3.0	71	71	14	1082	15.9
'98-99	38	31.1	165	459	.359	76	91	.835	12	92	104	2.7	109	2.9	54	34	9	459	12.1
'99-00	53	18.1	124	320	.434	49	78	.756	10	60	80	1.5	62	1.2	38	22	1	348	6.6
TOTALS	224	27.8	1029	2480	.414	505	505	.802	77	401	538	2.4	556	2.5	259	179	31	2787	12.4

PLAYOFFS

'96-97	5	38.2	41	83	.494	17	25	.680	2	14	16	3.2	13	2.6	15	2	0	121	24.2
'97-98	2	29.0	6	23	.261	6	7	.857	0	0	0	0.0	4	2.0	2	2	0	18	9.0
'98-99	3	19.0	6	21	.286	3	4	.750	2	4	6	2.0	6	2.0	4	1	0	17	5.7
TOTALS	10	30.6	53	127	.417	26	36	.722	4	18	22	2.2	23	2.3	21	5	0	156	15.6

31 Bob Christian 6'10" 255 lbs. F Grambling

Acquired: From Atlanta 10/9/73 for two undisclosed draft picks. Departed: Waived 7/31/74.

YEAR	G	MIN	FGM	FGA	PCT	FTM	FTA	PCT	OR	DR	TR	AVG	AST	AVG	TO	STL	BLK	PTS	AVG
'73-74	81	15.4	140	288	.486	106	151	.702	85	254	339	4.2	98	1.2	—	19	32	386	4.8


55 Earl Clark 6'10" 225 lbs. F Louisville

Acquired: 1st rd., 2009 NBA Draft (14th Overall). Departed: To Orlando 12/18/10 with Hedo Turkoglu and Jason Richardson for Vince Carter, Marcin Gortat, Mickael Pietrus, a 2011 firstround pick and cash considerations.

YEAR	G	MIN	FGM	FGA	PCT	FTM	FTA	PCT	OR	DR	TR	AVG	AST	AVG	TO	STL	BLK	PTS	AVG
'09-10	51	38.3	56	151	.371	28	36	.722	18	44	62	1.2	21	0.4	23	7	13	140	2.7
'10-11	9	7.2	12	31	.387	5	10	.500	4	13	17	1.9	4	0.4	2	1	3	29	3.2
TOTALS	60	455	68	181	.376	33	46	.717	22	57	79	1.3	25	0.4	25	8	16	169	2.8

PLAYOFFS

'09-10	3	13	1	3	.333	2	2	1.000	0	2	2	0.7	1	0.3	2	1	0	4	1.3
--------	---	----	---	---	------	---	---	-------	---	---	---	-----	---	-----	---	---	---	---	-----



BRING YOUR GAME FACE

40 John Coker 7'0" 253 lbs. C Boise State

Acquired: Signed as free agent 9/25/95. Departed: Waived 10/29/96.
YEAR **G** **MIN** **FGM** **FGA** **PCT** **FTM** **FTA** **PCT** **OR** **DR** **TR** **AVG** **AST** **AVG** **TO** **STL** **BLK** **PTS** **AVG**
 '95-96 5 2.2 4 5 .800 0 0 — 2 0 2 0.4 1 0.2 0 0 0 1 8 1.6

20 Jarron Collins 6'11" 248 lbs. C Stanford

Acquired: Claimed off waivers 10/26/09. Departed: Contract expired 6/30/10.
YEAR **G** **MIN** **FGM** **FGA** **PCT** **FTM** **FTA** **PCT** **OR** **DR** **TR** **AVG** **AST** **AVG** **TO** **STL** **BLK** **PTS** **AVG**
 '09-10 34 7.7 12 31 .387 10 25 .400 22 40 62 1.8 6 0.2 10 2 2 3 34 1.0

PLAYOFFS

'09-10 11 10.5 5 15 .333 2 2 1.000 9 8 17 1.5 0 0.0 3 1 1 1 12 1.1

45 Jeff Cook 6'10" 225 lbs. F Idaho State

Acquired: Signed as free agent 5/22/79; Signed as free agent 10/2/87. Departed: To Cleveland 2/8/83 for James Edwards & 3rd rd. pick; Contract expired on 6/30/88.

YEAR **G** **MIN** **FGM** **FGA** **PCT** **FTM** **FTA** **PCT** **OR** **DR** **TR** **AVG** **AST** **AVG** **TO** **STL** **BLK** **PTS** **AVG**
 '79-80 66 13.7 129 275 .469 104 129 .806 90 151 241 3.7 84 1.3 71 28 18 362 5.5
 '80-81 79 27.7 286 616 .464 100 155 .645 170 297 467 5.9 201 2.5 146 82 54 672 8.5
 '81-82 76 17.1 151 358 .422 89 134 .664 112 189 301 4.0 100 1.3 80 37 23 391 5.1
 '82-83 45 12.2 61 142 .430 41 54 .759 44 85 129 2.9 58 1.3 56 12 13 163 3.6
 '87-88 33 10.9 14 59 .237 23 28 .821 37 69 106 3.2 14 0.4 14 9 8 51 1.5
TOTALS 299 17.7 641 1450 .442 357 500 .714 453 791 1244 4.2 457 1.5 367 168 116 1639 5.5

PLAYOFFS

'79-80 7 14.0 16 24 .667 22 26 .846 5 16 21 3.0 7 1.0 5 4 2 54 7.7
 '80-81 7 29.4 25 54 .463 14 19 .737 17 30 47 6.7 11 1.6 10 1 0 65 9.3
 '81-82 7 6.4 4 8 .500 0 0 .000 6 3 9 1.3 7 1.0 2 2 2 8 1.1
TOTALS 21 16.6 45 86 .523 36 45 .800 28 49 77 3.7 25 1.2 17 7 4 127 6.0

10 Duane Cooper 6'1" 185 lbs. G USC

Acquired: Signed as free agent 11/10/93. Departed: Waived 10/13/94.
YEAR **G** **MIN** **FGM** **FGA** **PCT** **FTM** **FTA** **PCT** **OR** **DR** **TR** **AVG** **AST** **AVG** **TO** **STL** **BLK** **PTS** **AVG**
 '93-94 23 5.9 18 41 .439 11 15 .733 2 7 9 0.4 28 1.2 20 3 0 48 2.1

23 Tyrone Corbin 6'6" 222 lbs. F DePaul

Acquired: From Cleveland 2/25/88 with Kevin Johnson, Mark West, 1st & 2nd 2nd rd. picks for Larry Nance, Mike Sanders and 1st rd. pick. Departed: Selected by Minnesota 6/15/89 in NBA Expansion Draft.

YEAR **G** **MIN** **FGM** **FGA** **PCT** **FTM** **FTA** **PCT** **OR** **DR** **TR** **AVG** **AST** **AVG** **TO** **STL** **BLK** **PTS** **AVG**
 '87-88 30 19.7 99 203 .488 33 40 .825 48 82 130 4.3 59 2.0 38 30 3 232 7.7
 '88-89 77 21.5 245 454 .540 141 179 .788 176 222 398 5.2 118 1.5 92 82 13 631 8.2
TOTALS 107 21.0 344 657 .524 174 219 .795 224 304 528 4.9 177 1.7 120 112 16 863 8.1

PLAYOFFS

'88-89 12 25.8 45 86 .523 19 25 .760 43 42 85 7.1 26 2.2 14 24 4 109 9.1

31 Mel Counts 7'0" 235 lbs. C Oregon State

Acquired: From L.A. Lakers 5/20/70 for Gail Goodrich. Departed: To Philadelphia 10/10/72 for 2nd rd. pick.

YEAR **G** **MIN** **FGM** **FGA** **PCT** **FTM** **FTA** **PCT** **OR** **DR** **TR** **AVG** **AST** **AVG** **TO** **STL** **BLK** **PTS** **AVG**
 '70-71 80 20.9 365 799 .457 149 198 .753 — — 503 6.3 136 1.7 — — — 879 11.0
 '71-72 76 11.9 147 344 .427 101 140 .721 — — 257 3.4 96 1.3 — — — 395 5.2
TOTALS 156 16.5 512 1143 .447 250 338 .740 — — 760 4.9 232 1.5 — — — 1274 8.2

40 Joe Courtney 6'9" 235 lbs. F Southern Miss.

Acquired: Signed as free agent 9/3/93. Departed: Waived 2/26/94.

YEAR **G** **MIN** **FGM** **FGA** **PCT** **FTM** **FTA** **PCT** **OR** **DR** **TR** **AVG** **AST** **AVG** **TO** **STL** **BLK** **PTS** **AVG**
 '93-94 33 5.1 40 78 .513 23 32 .719 14 13 27 0.8 9 0.3 10 3 3 6 103 3.1

11 Joe Crispin 6'0" 185 lbs. G Penn State

Acquired: Signed as free agent 1/7/02. Departed: Contract expired on 6/30/02.

YEAR **G** **MIN** **FGM** **FGA** **PCT** **FTM** **FTA** **PCT** **OR** **DR** **TR** **AVG** **AST** **AVG** **TO** **STL** **BLK** **PTS** **AVG**
 '01-02 15 8.6 23 56 .411 8 8 1.000 2 8 10 0.7 24 1.6 9 4 0 69 4.6

12 Winston Crite 6'7" 233 lbs. F Texas A&M

Acquired: 3rd rd., 1987 NBA Draft (53rd Overall). Departed: Waived 12/27/88.

YEAR **G** **MIN** **FGM** **FGA** **PCT** **FTM** **FTA** **PCT** **OR** **DR** **TR** **AVG** **AST** **AVG** **TO** **STL** **BLK** **PTS** **AVG**
 '87-88 29 8.9 34 68 .500 19 25 .760 27 37 64 2.2 15 0.5 — 5 8 87 3.0
 '88-89 2 3.0 0 3 .000 0 0 .000 1 0 1 0.5 0 0.0 — 0 0 0 0 0.0
TOTALS 31 8.5 34 71 .479 19 25 .760 28 37 65 2.1 15 0.5 — 5 8 87 2.8

43 Ben Davis 6'8" 240 lbs. F Arizona

Acquired: 2nd rd., 1996 NBA Draft (43rd Overall); Signed as free agent 12/23/99. Departed: Contract expired on 6/30/97; Waived 1/5/00.

YEAR **G** **MIN** **FGM** **FGA** **PCT** **FTM** **FTA** **PCT** **OR** **DR** **TR** **AVG** **AST** **AVG** **TO** **STL** **BLK** **PTS** **AVG**
 '96-97 20 4.9 10 26 .385 9 20 .450 12 15 27 1.4 0 0.0 3 4 1 29 1.5
 '99-00 5 4.4 2 6 .333 0 0 .000 3 6 9 1.8 2 0.4 3 1 1 4 0.8
TOTALS 26 4.6 12 32 .375 9 20 .450 15 21 36 1.4 2 0.1 6 5 2 33 1.3

Suns All-Time Roster

2011-12 PHOENIX SUNS

15 Josh Davis 6'8" 235 lbs. F Wyoming

Acquired: Signed a 10-day contract 1/9/06. Departed: Contract expired 1/19/06.

YEAR	G	MIN	FGM	FGA	PCT	FTM	FTA	PCT	OR	DR	TR	AVG	AST	AVG	TO	STL	BLK	PTS	AVG
'05-06	1	5.0	1	3	.333	2	3	.667	1	0	1	1.0	0	0.0	0	1	0	4	4.0

43 Mark Davis 6'5" 195 lbs. G Old Dominion

Acquired: Signed as free agent 12/30/88. Departed: Waived 1/14/89.

YEAR	G	MIN	FGM	FGA	PCT	FTM	FTA	PCT	OR	DR	TR	AVG	AST	AVG	TO	STL	BLK	PTS	AVG
'88-89	2	3.5	1	5	.200	2	2	1.000	1	0	1	0.5	0	0.0	—	0	0	4	2.0

6 Walter Davis 6'6" 220 lbs. G North Carolina

Acquired: 1st rd., 1977 NBA Draft (5th Overall). Departed: Signed by Denver as free agent 7/6/88.

YEAR	G	MIN	FGM	FGA	PCT	FTM	FTA	PCT	OR	DR	TR	AVG	AST	AVG	TO	STL	BLK	PTS	AVG
'77-78	81	32.0	786	1494	.526	387	466	.830	158	326	484	6.0	273	3.4	283	113	20	1959	24.2
'78-79	79	30.8	764	1362	.561	340	409	.831	111	262	373	4.7	339	4.3	293	147	26	1868	23.6
'79-80	75	30.8	657	1166	.563	299	365	.819	75	197	272	3.6	337	4.5	242	114	19	1613	21.5
'80-81	78	28.0	593	1101	.539	209	250	.836	63	137	200	2.6	302	3.8	222	97	12	1402	18.0
'81-82	55	21.5	350	669	.523	91	111	.820	21	82	103	1.9	162	2.9	112	46	3	794	14.4
'82-83	80	31.1	665	1289	.516	184	225	.818	63	134	197	2.5	397	5.0	188	117	12	1521	19.0
'83-84	78	32.6	652	1274	.512	233	270	.863	38	164	202	2.6	429	5.5	213	107	12	1557	20.0
'84-85	23	24.8	139	309	.450	64	73	.877	6	29	35	1.5	98	4.3	50	18	0	345	15.0
'85-86	70	32.0	624	1287	.485	257	305	.843	54	149	203	2.9	361	5.2	219	99	3	1523	21.8
'86-87	79	33.5	779	1515	.514	288	334	.862	90	154	244	3.1	364	4.6	226	96	5	1867	23.6
'87-88	68	28.7	488	1031	.473	205	231	.887	32	127	159	2.3	278	4.1	126	86	3	1217	17.9
TOTALS	766	30.2	6497	12497	.520	2557	3039	.841	711	1761	2472	3.2	3340	4.4	2174	1040	115	15666	20.5

PLAYOFFS

YEAR	G	MIN	FGM	FGA	PCT	FTM	FTA	PCT	OR	DR	TR	AVG	AST	AVG	TO	STL	BLK	PTS	AVG
'77-78	2	33.0	19	40	.475	12	16	.750	4	13	17	8.5	8	4.0	6	3	0	50	25.0
'78-79	15	32.7	127	244	.520	78	96	.813	24	45	69	4.6	79	5.3	66	26	5	332	22.1
'79-80	8	30.6	69	137	.504	28	38	.737	9	14	23	2.9	35	4.4	20	4	1	166	20.8
'80-81	7	28.4	51	106	.481	10	17	.588	7	12	19	2.7	22	3.1	17	7	1	112	16.0
'81-82	7	24.7	52	116	.448	22	24	.917	5	17	22	3.1	30	4.3	12	5	1	127	18.1
'82-83	3	37.7	30	69	.435	17	21	.810	5	10	15	5.0	13	4.3	5	6	5	78	26.0
'83-84	17	36.6	175	327	.535	70	78	.897	15	31	46	2.7	109	6.4	43	29	3	423	24.9
TOTALS	59	32.3	523	1039	.503	237	290	.817	69	142	211	3.6	296	5.0	169	80	16	1288	21.8

11 Todd Day 6'6" 195 lbs. G Arkansas

Acquired: Signed as free agent 10/4/99. Departed: Contract expired on 6/30/00.

YEAR	G	MIN	FGM	FGA	PCT	FTM	FTA	PCT	OR	DR	TR	AVG	AST	AVG	TO	STL	BLK	PTS	AVG
'99-00	58	16.2	130	330	.394	72	108	.667	31	98	129	2.2	65	1.1	50	44	22	396	6.8

PLAYOFFS

'99-00	9	11.1	16	35	.457	7	10	.500	6	4	10	1.1	4	0.4	4	4	1	42	4.7
--------	---	------	----	----	------	---	----	------	---	---	----	-----	---	-----	---	---	---	----	-----

15/8 Vinny Del Negro 6'4" 200 lbs. G North Carolina State

Acquired: From Golden State 1/26/01 for Corie Blount, Ruben Garces and Paul McPherson. Departed: To L.A. Clippers on 11/16/01 in three-team trade with Orlando that also sent Jtd Buechler to Orlando and brought Bo Outlaw, 1st rd. pick from Orlando.

YEAR	G	MIN	FGM	FGA	PCT	FTM	FTA	PCT	OR	DR	TR	AVG	AST	AVG	TO	STL	BLK	PTS	AVG
'00-01	36	14.6	76	144	.528	25	28	.893	8	43	51	1.4	64	1.8	19	20	3	177	4.9
'01-02	2	3.0	1	4	.250	0	0	—	0	0	0	0.0	2	1.0	0	0	0	2	1.0
TOTALS	38	14.0	77	148	.520	25	28	.893	8	43	51	1.3	66	1.7	19	20	3	179	4.7

PLAYOFFS

'00-01	3	8.7	4	7	.571	0	0	—	0	2	2	0.7	5	1.7	0	0	0	8	2.7
--------	---	-----	---	---	------	---	---	---	---	---	---	-----	---	-----	---	---	---	---	-----

00 Tony Delk 6'2" 189 lbs. G Kentucky

Acquired: Signed as free agent 8/2/00. Departed: To Boston 2/20/02 with Rodney Rogers for Joe Johnson, Randy Brown, Milt Palacio and 2002 1st rd. pick (Casey Jacobsen).

YEAR	G	MIN	FGM	FGA	PCT	FTM	FTA	PCT	OR	DR	TR	AVG	AST	AVG	TO	STL	BLK	PTS	AVG
'00-01	82	27.9	383	923	.415	158	235	.787	76	185	261	3.2	160	2.0	101	75	17	1005	12.3
'01-02	41	21.4	166	416	.399	56	67	.836	38	86	124	3.0	81	2.0	40	31	4	435	10.6
TOTALS	123	25.7	549	1339	.410	214	302	.709	114	271	385	3.1	241	2.0	141	106	21	1440	11.7

PLAYOFFS

'00-01	4	25.6	18	43	.419	7	11	.636	5	11	16	4.0	4	1.0	5	3	0	47	11.8
--------	---	------	----	----	------	---	----	------	---	----	----	-----	---	-----	---	---	---	----	------

3 Boris Diaw 6'8" 235 lbs. F/C Pau Orthez (France)

Acquired: From Atlanta 8/19/05 with two future first-round picks in sign-and-trade deal for Joe Johnson.
 Departed: Traded along with Raja Bell and Sean Singletary to Charlotte on 12/10/08 in exchange for Jason Richardson, Jared Dudley and a 2010 second-round pick.

YEAR	G	MIN	FGM	FGA	PCT	FTM	FTA	PCT	OR	DR	TR	AVG	AST	AVG	TO	STL	BLK	PTS	AVG
'05-06	81	35.5	449	853	.526	174	238	.731	159	399	558	6.9	503	6.2	189	58	85	1080	13.3
'06-07	73	31.1	306	569	.538	82	120	.683	91	226	317	4.3	352	4.8	154	28	38	709	9.7
'07-08	82	28.1	308	646	.477	96	129	.744	97	281	378	4.6	317	3.9	155	61	39	725	8.8
'08-09	22	24.5	80	141	.567	18	26	.692	24	60	84	3.8	46	2.1	37	11	9	183	8.3
TOTALS	258	31.0	1143	2209	.517	370	513	.721	371	966	1337	5.2	1218	4.7	535	158	171	2697	10.5

PLAYOFFS

YEAR	G	MIN	FGM	FGA	PCT	FTM	FTA	PCT	OR	DR	TR	AVG	AST	AVG	TO	STL	BLK	PTS	AVG
'05-06	20	39.8	152	289	.526	67	88	.761	39	94	133	6.7	104	5.2	55	18	22	374	18.7
'06-07	10	23.5	28	59	.475	10	15	.667	13	19	32	3.2	30	3.0	17	7	2	66	6.6
'07-08	5	35.6	35	64	.547	3	6	.500	7	21	28	5.6	23	4.6	11	3	4	73	14.6
TOTALS	35	34.5	215	412	.522	80	109	.734	59	134	193	5.5	157	4.5	83	28	28	513	14.7



BRING YOUR GAME FACE

22	Zabian Dowdell	6'3"	190 lbs.	G	Virginia Tech															
Acquired: Signed 10-day contracts on Jan. 9, Jan. 26, 2011; Signed for season on Feb. 6, 2011																				
Departed: Waived on Dec. 13, 2011																				
YEAR	G	MIN	FGM	FGA	PCT	FTM	FTA	PCT	OR	DR	TR	AVG	AST	AVG	TO	STL	BLK	PTS	AVG	
'10-11	24	12.2	51	125	.408	16	17	.941	5	15	20	0.8	51	2.1	29	20	2	121	5.0	
2	Goran Dragic	6'3"	190 lbs.	G	Union Olimpija (Slovenia)															
Acquired: Draft rights (45th overall) from San Antonio 6/26/08 for draft rights to Malik Hairston (48th overall), 2009 second-round pick and cash considerations.																				
Departed: To Houston 2/24/11 with a 2011 first-round pick for Aaron Brooks.																				
YEAR	G	MIN	FGM	FGA	PCT	FTM	FTA	PCT	OR	DR	TR	AVG	AST	AVG	TO	STL	BLK	PTS	AVG	
'08-09	55	728	88	224	.393	50	65	.769	33	70	103	1.9	111	2.0	73	29	3	246	4.5	
'09-10	80	1442	222	491	.452	117	159	.736	38	133	171	2.1	241	3.0	126	48	8	635	7.9	
'10-11	48	856	133	316	.421	59	97	.608	24	62	86	1.8	149	3.1	96	36	6	353	7.4	
TOTALS	183	3026	443	1031	.430	226	321	.704	95	265	360	2.0	501	2.7	295	113	17	1234	6.7	
PLAYOFFS																				
'09-10	16	237	43	100	.430	23	31	.742	10	19	29	1.8	36	2.3	16	4	1	122	7.6	
14	Chris Dudley	6'11"	260 lbs.	C	Yale															
Acquired: From New York 9/20/00 with 1st rd. pick and cash for Luc Longley in four-team deal with Seattle, Lakers that included Patrick Ewing, Glen Rice, Horace Grant.																				
Departed: To New Jersey 7/18/01 with Jason Kidd for Stephon Marbury, Soumaila Samake, Johnny Newman.																				
YEAR	G	MIN	FGM	FGA	PCT	FTM	FTA	PCT	OR	DR	TR	AVG	AST	AVG	TO	STL	BLK	PTS	AVG	
'00-01	53	11.6	29	73	.397	14	36	.389	64	119	183	3.5	18	0.3	26	14	29	72	1.4	
PLAYOFFS																				
'00-01	3	8.7	1	2	.500	0	0	.000	3	4	7	2.3	0	0.0	4	1	1	2	0.7	
21	Richard Dumas	6'7"	210 lbs.	F	Oklahoma State															
Acquired: 2nd rd., 1991 NBA Draft (46th Overall).																				
Departed: Waived 5/17/95.																				
YEAR	G	MIN	FGM	FGA	PCT	FTM	FTA	PCT	OR	DR	TR	AVG	AST	AVG	TO	STL	BLK	PTS	AVG	
'92-93	48	27.5	320	576	.556	152	215	.707	100	123	223	4.6	60	1.3	92	85	39	757	15.8	
'93-94	DNP — SUSPENDED																			
'94-95	15	11.1	37	73	.507	8	16	.500	18	11	29	1.9	7	0.5	9	10	2	82	5.5	
TOTALS	63	357	649	1160	.550	160	231	.693	118	134	252	4.0	67	1.1	101	95	41	839	13.3	
PLAYOFFS																				
'92-93	23	21.7	107	204	.525	37	49	.755	36	29	65	2.8	24	1.0	27	21	13	251	10.9	
27	Tony Dumas	6'6"	190 lbs.	F	Missouri-KC															
Acquired: From Dallas 12/26/96 with Jason Kidd and Loren Meyer for Sam Cassell, Michael Finley, A.C. Green and a 2nd rd. pick (1997 or '98).																				
Departed: To Cleveland 10/1/97 with Wesley Person in three-team deal with Denver. Suns received Antonio McDyess from Denver for two 1st rd. picks (1998; Milwaukee's in '98 or '99); two 2nd rd. picks (2000-02) and cash. Cleveland also sent a future 1st rd. pick to Denver.																				
YEAR	G	MIN	FGM	FGA	PCT	FTM	FTA	PCT	OR	DR	TR	AVG	AST	AVG	TO	STL	BLK	PTS	AVG	
'96-97	6	8.5	6	19	.316	1	2	.500	0	2	2	0.3	3	0.5	1	0	1	14	2.3	
25	T.R. Dunn	6'4"	195 lbs.	G	Alabama															
Acquired: Signed as free agent 1/16/89.																				
Departed: Contract expired on 6/30/89.																				
YEAR	G	MIN	FGM	FGA	PCT	FTM	FTA	PCT	OR	DR	TR	AVG	AST	AVG	TO	STL	BLK	PTS	AVG	
'88-89	34	9.4	12	35	.343	9	12	.750	30	30	60	1.8	25	0.7	6	12	1	33	1.0	
PLAYOFFS																				
'88-89	8	9.9	3	7	.429	1	2	.500	7	8	15	1.9	1	0.1	2	5	0	7	0.9	
17	Devin Durrant	6'7"	200 lbs.	F	Brigham Young															
Acquired: Signed as free agent 10/8/85.																				
Departed: Waived 11/4/85.																				
YEAR	G	MIN	FGM	FGA	PCT	FTM	FTA	PCT	OR	DR	TR	AVG	AST	AVG	TO	STL	BLK	PTS	AVG	
'85-86	4	12.8	8	21	.381	1	4	.250	2	6	8	2.0	5	1.3	4	3	0	17	4.3	
35	Craig Dykema	6'8"	198 lbs.	F	Long Beach State															
Acquired: 3rd rd., 1981 NBA Draft (66th Overall).																				
Departed: Waived 12/21/82.																				
YEAR	G	MIN	FGM	FGA	PCT	FTM	FTA	PCT	OR	DR	TR	AVG	AST	AVG	TO	STL	BLK	PTS	AVG	
'81-82	32	3.2	17	37	.459	7	9	.778	3	9	12	0.4	15	0.5	7	2	0	43	1.3	
53	James Edwards	7'1"	252 lbs.	C	Washington															
Acquired: From Cleveland 2/8/83 with 3rd rd. pick & cash for Jeff Cook.																				
Departed: To Detroit 2/24/88 for Ron Moore and 2nd rd. pick.																				
YEAR	G	MIN	FGM	FGA	PCT	FTM	FTA	PCT	OR	DR	TR	AVG	AST	AVG	TO	STL	BLK	PTS	AVG	
'82-83	31	21.5	128	263	.487	69	108	.639	56	99	155	5.0	40	1.3	49	12	19	325	10.5	
'83-84	72	26.3	438	817	.536	183	254	.720	108	240	348	4.8	184	2.6	146	23	30	1059	14.7	
'84-85	70	25.5	384	766	.501	276	370	.746	95	292	387	5.5	153	2.2	162	26	52	1044	14.9	
'85-86	52	25.3	318	587	.542	212	302	.702	79	222	301	5.8	74	1.4	128	23	29	848	16.3	
'86-87	14	21.7	57	110	.518	54	70	.771	20	40	60	4.3	19	1.4	15	6	7	168	12.0	
'87-88	43	32.0	254	542	.469	165	260	.635	97	238	335	7.8	73	1.7	108	14	42	673	15.7	
TOTALS	282	26.0	1579	3085	.512	959	1364	.703	455	1131	1586	5.6	543	1.9	608	104	179	4117	14.6	
PLAYOFFS																				
'82-83	3	18.0	11	26	.423	6	6	1.000	6	12	18	6.0	4	1.3	5	1	1	28	9.3	
'83-84	17	27.2	93	189	.492	48	68	.706	22	69	91	5.4	27	1.6	31	4	11	234	13.8	
TOTALS	20	25.8	104	215	.484	54	74	.730	28	81	109	5.5	31	1.6	36	5	12	262	13.1	

2011-12 PHOENIX SUNS

12 Howard Eisley 6'2" 185 lbs. G Boston College

Acquired: From New York 1/5/04 with Antonio McDyess, Maciej Lampe, Charlie Ward, the draft rights to Milos Vujanic, two first-round draft picks and cash for Stephon Marbury, Anfernee Hardaway and Cezary Trybanski. Departed: Agreed to a contract buyout and waived 10/29/04.

YEAR	G	MIN	FGM	FGA	PCT	FTM	FTA	PCT	OR	DR	TR	AVG	AST	AVG	TO	STL	BLK	PTS	AVG
'03-04	34	21.4	86	249	.345	44	53	.830	13	50	63	1.9	117	3.4	48	26	2	240	7.1

17 Mario Elie 6'5" 225 lbs. G American Int'l

Acquired: Signed as free agent 9/16/00. Departed: Contract expired on 6/30/01.

YEAR	G	MIN	FGM	FGA	PCT	FTM	FTA	PCT	OR	DR	TR	AVG	AST	AVG	TO	STL	BLK	PTS	AVG
'00-01	68	22.1	104	246	.423	55	69	.797	38	117	155	2.3	131	1.9	60	58	12	299	4.4

PLAYOFFS

'00-01	4	25.8	14	31	.452	6	8	.750	2	11	13	3.3	7	1.8	2	3	1	36	9.0
--------	---	------	----	----	------	---	---	------	---	----	----	-----	---	-----	---	---	---	----	-----

14 Scott English 6'6" 220 lbs. F Texas-El Paso

Acquired: 3rd rd., 1972 NBA Draft (33rd Overall). Departed: Waived 9/18/73.

YEAR	G	MIN	FGM	FGA	PCT	FTM	FTA	PCT	OR	DR	TR	AVG	AST	AVG	TO	STL	BLK	PTS	AVG
'72-73	29	6.8	36	93	.387	21	29	.724	—	—	44	1.5	15	0.5	—	—	—	93	3.2

14 Keith Erickson 6'5" 195 lbs. F UCLA

Acquired: From L.A. Lakers 10/30/73 with 2nd rd. pick for Connie Hawkins. Departed: Retired 6/6/77.

YEAR	G	MIN	FGM	FGA	PCT	FTM	FTA	PCT	OR	DR	TR	AVG	AST	AVG	TO	STL	BLK	PTS	AVG
'73-74	66	30.8	393	824	.477	177	221	.801	94	320	414	6.3	205	3.1	—	63	20	963	14.6
'74-75	49	30.0	237	557	.425	130	156	.833	70	173	243	5.0	170	3.5	—	50	12	604	12.3
'75-76	74	25.0	305	649	.470	134	157	.854	106	226	332	4.5	185	2.5	—	79	6	744	10.1
'76-77	50	19.0	142	294	.483	37	50	.740	36	108	144	2.9	104	2.1	—	30	7	321	6.4
TOTALS	239	26.4	1077	2324	.463	478	584	.818	306	827	1133	4.7	664	2.8	—	222	45	2632	11.0

PLAYOFFS

'75-76	19	22.4	80	173	.462	55	68	.809	15	52	67	3.5	35	1.8	—	11	4	215	11.3
--------	----	------	----	-----	------	----	----	------	----	----	----	-----	----	-----	---	----	---	-----	------

7 Butch Feher 6'4" 195 lbs. G Vanderbilt

Acquired: From Seattle 3/18/77 for 2nd rd. pick & cash. Departed: Waived 10/17/77.

YEAR	G	MIN	FGM	FGA	PCT	FTM	FTA	PCT	OR	DR	TR	AVG	AST	AVG	TO	STL	BLK	PTS	AVG
'76-77	48	10.1	86	162	.531	76	99	.768	18	56	74	1.5	36	0.8	—	11	7	248	5.2

4 Michael Finley 6'7" 215 lbs. G/F Wisconsin

Acquired: 1st rd., 1995 NBA Draft (21st Overall). Departed: To Dallas 12/26/96 with Sam Cassell, A.C. Green and 2nd rd. pick for Jason Kidd, Loren Meyer and Tony Dumas.

YEAR	G	MIN	FGM	FGA	PCT	FTM	FTA	PCT	OR	DR	TR	AVG	AST	AVG	TO	STL	BLK	PTS	AVG
'95-96	82	39.2	465	976	.476	242	323	.749	139	235	374	4.6	289	3.5	133	85	31	1233	15.0
'96-97	27	29.5	141	297	.475	56	69	.812	34	86	120	4.4	68	2.5	44	18	4	352	13.0
TOTALS	109	36.8	606	1273	.476	298	392	.760	173	321	494	4.5	387	3.3	177	103	35	1585	14.5

4 Alton Ford 6'9" 280 lbs. F Houston

Acquired: 2nd rd., 2001 NBA Draft (51st Overall). Departed: Contract expired on 6/30/03.

YEAR	G	MIN	FGM	FGA	PCT	FTM	FTA	PCT	OR	DR	TR	AVG	AST	AVG	TO	STL	BLK	PTS	AVG
'01-02	53	8.5	61	118	.517	42	57	.737	32	75	107	2.0	7	0.1	32	6	7	164	3.1
'02-03	11	2.8	3	9	.333	1	3	.333	0	6	6	0.5	1	0.1	2	0	0	7	0.6
TOTALS	64	7.5	64	127	.504	43	60	.717	32	81	113	1.8	8	0.1	34	6	7	171	2.7

23 Sharrod Ford 6'9" 225 lbs. F Clemson

Acquired: Signed as free agent 11/2/05. Departed: Waived 12/24/05.

YEAR	G	MIN	FGM	FGA	PCT	FTM	FTA	PCT	OR	DR	TR	AVG	AST	AVG	TO	STL	BLK	PTS	AVG
'05-06	3	4.3	2	3	.667	0	0	—	1	2	3	1.0	0	0.0	2	0	1	4	1.3

35 Bayard Forrest 6'10" 237 lbs. F Grand Canyon

Acquired: 2nd rd., 1976 NBA Draft (33rd Overall). Departed: Retired 9/7/80.

YEAR	G	MIN	FGM	FGA	PCT	FTM	FTA	PCT	OR	DR	TR	AVG	AST	AVG	TO	STL	BLK	PTS	AVG
'77-78	64	13.9	111	238	.466	49	103	.476	84	166	250	3.9	129	2.0	84	23	34	271	4.2
'78-79	75	16.6	118	272	.434	62	115	.539	110	205	315	4.2	167	2.2	107	29	37	298	4.0
TOTALS	139	15.4	229	510	.449	111	218	.509	194	371	565	4.1	296	2.1	191	52	71	569	4.1

PLAYOFFS

'77-78	1	3.0	1	1	1.000	0	0	.000	0	0	0	0.0	0	0.0	0	0	0	2	2.0
'78-79	14	7.9	10	18	.556	2	10	.200	9	20	29	2.1	11	0.8	10	4	2	22	1.6
TOTALS	15	7.6	11	19	.579	2	10	.200	9	20	29	1.9	11	0.7	10	4	2	24	1.6


10 Rod Foster 6'11" 162 lbs. G UCLA

Acquired: 2nd rd., 1983 NBA Draft (28th Overall). Departed: Waived 6/8/86.

YEAR	G	MIN	FGM	FGA	PCT	FTM	FTA	PCT	OR	DR	TR	AVG	AST	AVG	TO	STL	BLK	PTS	AVG
'83-84	80	17.8	260	580	.448	122	155	.787	39	81	120	1.5	172	2.2	108	54	9	664	8.3
'84-85	79	16.7	286	636	.450	83	110	.755	27	53	80	1.0	186	2.4	117	61	0	696	8.8
'85-86	48	14.7	85	218	.390	23	32	.719	9	49	58	1.2	121	2.5	61	22	1	202	4.1
TOTALS	207	16.7	631	1434	.440	228	297	.768	75	183	258	1.2	479	2.3	286	137	10	1562	7.5

PLAYOFFS

'83-84	16	8.0	10	39	.256	9	9	1.000	6	7	13	0.8	18	1.1	13	5	1	29	1.8
'84-85	3	18.7	7	25	.280	6	8	.750	0	3	3	1.0	7	2.3	5	5	0	20	6.7
TOTALS	19	9.7	17	64	.266	15	17	.882	6	10	16	0.8	25	1.3	18	10	1	49	2.6



BRING YOUR GAME FACE

31 Jim Fox 6'10" 230 lbs. F South Carolina

Acquired: From Detroit 12/17/68 with 3rd rd. pick for McCoy McLemore. Departed: To Chicago 4/23/70 with future draft pick for Clem Haskins.

YEAR	G	MIN	FGM	FGA	PCT	FTM	FTA	PCT	OR	DR	TR	AVG	AST	AVG	TO	STL	BLK	PTS	AVG
'68-69	51	38.8	273	581	.470	157	214	.734	—	—	679	13.3	143	2.8	—	—	—	703	13.8
'69-70	81	25.2	413	788	.524	218	283	.770	—	—	570	7.0	93	1.1	—	—	—	1044	12.9
TOTALS	132	32.0	686	1369	.501	375	497	.754	—	—	1249	9.5	236	1.8	—	—	—	1747	13.2

PLAYOFFS

'69-70	6	29.0	25	69	.362	17	24	.708	—	—	64	10.7	8	1.3	—	—	—	67	11.2
--------	---	------	----	----	------	----	----	------	---	---	----	------	---	-----	---	---	---	----	------

21 Ruben Garces 6'9" 245 lbs. F Providence

Acquired: Signed as free agent 8/3/00. Departed: To Golden State 1/26/01 with Corie Blount, Paul McPherson for Vinny Del Negro.

YEAR	G	MIN	FGM	FGA	PCT	FTM	FTA	PCT	OR	DR	TR	AVG	AST	AVG	TO	STL	BLK	PTS	AVG
'00-01	10	6.2	7	15	.467	2	8	.250	12	10	22	2.2	4	0.4	5	2	1	16	1.6

8 Pat Garrity 6'9" 231 lbs. F Notre Dame

Acquired: From Dallas 6/24/98 with Martin Muursepp, Bubba Wells and 1st rd. pick (Shawn Marion) for Steve Nash. Departed: To Orlando 8/5/99 with Danny Manning, two 1st rd. picks for Anfernee "Penny" Hardaway.

YEAR	G	MIN	FGM	FGA	PCT	FTM	FTA	PCT	OR	DR	TR	AVG	AST	AVG	TO	STL	BLK	PTS	AVG
'98-99	39	13.8	85	170	.500	40	56	.714	26	49	75	1.9	18	0.5	20	8	3	217	5.6

PLAYOFFS

'98-99	3	17.3	9	17	.529	6	6	1.000	6	3	9	3.0	1	0.3	3	1	1	27	9.0
--------	---	------	---	----	------	---	---	-------	---	---	---	-----	---	-----	---	---	---	----	-----

44 Kenny Gattison 6'8" 252 lbs. F Old Dominion

Acquired: 3rd rd., 1986 NBA Draft (55th Overall). Departed: Waived 9/21/89.

YEAR	G	MIN	FGM	FGA	PCT	FTM	FTA	PCT	OR	DR	TR	AVG	AST	AVG	TO	STL	BLK	PTS	AVG
'86-87	77	14.3	148	311	.476	108	171	.632	87	183	270	3.5	36	0.5	88	24	33	404	5.2

DID NOT PLAY — INJURED LIST

'88-89	2	4.5	0	1	.000	1	2	.500	0	1	1	0.5	0	0.0	0	0	0	1	0.5
TOTALS	79	9.4	148	312	.474	109	173	.630	87	184	271	3.4	36	0.5	88	24	33	405	5.1

35 Armon Gilliam 6'9" 245 lbs. F UNLV

Acquired: 1st rd., 1987 NBA Draft (2nd Overall). Departed: To Charlotte Hornets 12/13/89 for Kurt Rambis and two 2nd rd. picks.

YEAR	G	MIN	FGM	FGA	PCT	FTM	FTA	PCT	OR	DR	TR	AVG	AST	AVG	TO	STL	BLK	PTS	AVG
'87-88	55	32.9	342	720	.475	131	193	.679	134	300	434	7.9	72	1.3	123	58	29	815	14.8
'88-89	74	28.6	468	930	.503	240	323	.743	165	376	541	7.3	52	0.7	140	54	27	1176	15.9
'89-90	16	16.7	52	121	.430	39	56	.696	26	44	70	4.4	8	0.5	17	6	5	143	8.9
TOTALS	145	28.9	862	1771	.487	410	572	.717	325	720	1045	7.2	132	0.9	280	118	61	2134	14.7

PLAYOFFS

'88-89	9	14.0	27	51	.529	19	22	.864	18	27	45	5.0	2	0.2	10	1	2	73	8.1
--------	---	------	----	----	------	----	----	------	----	----	----	-----	---	-----	----	---	---	----	-----

2 Gordan Gircek 6'6" 220 lbs. G Zagreb, Croatia

Acquired: Signed as free agent 3/4/08. Departed: Contract expired on 6/30/08.

YEAR	G	MIN	FGM	FGA	PCT	FTM	FTA	PCT	OR	DR	TR	AVG	AST	AVG	TO	STL	BLK	PTS	AVG
'07-08	22	20.5	80	162	.497	16	17	.941	9	43	52	2.3	37	1.6	23	8	2	195	8.8

PLAYOFFS

'07-08	5	16.0	6	18	.333	4	4	1.000	0	7	7	1.4	2	0.4	3	2	0	17	3.4
--------	---	------	---	----	------	---	---	-------	---	---	---	-----	---	-----	---	---	---	----	-----

16 Georgi Glouchkov 6'8" 235 lbs. F Ad. Varna, Bulgaria

Acquired: 7th rd., 1985 NBA Draft (148th Overall). Departed: Signed as free agent 9/2/86 by Caserta (Italy).

YEAR	G	MIN	FGM	FGA	PCT	FTM	FTA	PCT	OR	DR	TR	AVG	AST	AVG	TO	STL	BLK	PTS	AVG
'85-86	49	15.8	84	209	.402	70	122	.574	31	132	163	3.3	32	0.7	76	26	25	239	4.9

3 Grant Gondrezick 6'5" 205 lbs. G Pepperdine

Acquired: 4th rd., 1985 NBA Draft (77th Overall). Departed: Waived 10/13/87.

YEAR	G	MIN	FGM	FGA	PCT	FTM	FTA	PCT	OR	DR	TR	AVG	AST	AVG	TO	STL	BLK	PTS	AVG
'86-87	64	13.1	135	300	.450	75	107	.701	47	63	110	1.7	81	1.3	56	25	4	349	5.5

25 Gail Goodrich 6'1" 175 lbs. G UCLA

Acquired: 1968 NBA Expansion Draft from L.A. Lakers. Departed: To L.A. Lakers 5/20/70 for Mel Counts.

YEAR	G	MIN	FGM	FGA	PCT	FTM	FTA	PCT	OR	DR	TR	AVG	AST	AVG	TO	STL	BLK	PTS	AVG
'68-69	81	40.0	718	1746	.411	495	663	.747	—	—	437	5.4	518	6.4	—	—	—	1931	23.8
'69-70	81	39.9	568	1251	.454	488	604	.808	—	—	340	4.2	605	7.5	—	—	—	1624	20.0
TOTALS	162	40.0	1286	2997	.429	983	1267	.776	—	—	777	4.8	1123	6.9	—	—	—	3555	21.9

PLAYOFFS

'69-70	7	37.9	56	118	.475	30	35	.857	—	—	32	4.6	38	5.4	—	—	—	142	20.3
--------	---	------	----	-----	------	----	----	------	---	---	----	-----	----	-----	---	---	---	-----	------

55 Brian Grant 6'9" 254 lbs. F/C Xavier (Ohio)

Acquired: Signed as free agent 8/18/05. Departed: To Boston 6/28/06 along with the draft rights to Rajon Rondo (21st Overall) for a future 1st rd. pick (via Cleveland).

YEAR	G	MIN	FGM	FGA	PCT	FTM	FTA	PCT	OR	DR	TR	AVG	AST	AVG	TO	STL	BLK	PTS	AVG
'05-06	21	11.8	27	65	.415	7	8	.875	11	46	57	2.7	7	0.3	7	5	3	61	2.9

PLAYOFFS

'05-06	5	12	1	3	.333	0	2	.000	2	0	2	0.4	0	0.0	0	0	0	2	0.4
--------	---	----	---	---	------	---	---	------	---	---	---	-----	---	-----	---	---	---	---	-----



2011-12 PHOENIX SUNS

10 Greg Grant 5'7" 145 lbs. G Trenton State

Acquired: 2nd rd., 1989 NBA Draft (52nd Overall). Departed: Contract expired on 6/30/90.

YEAR	G	MIN	FGM	FGA	PCT	FTM	FTA	PCT	OR	DR	TR	AVG	AST	AVG	TO	STL	BLK	PTS	AVG
'89-90	67	10.1	83	216	.384	39	59	.661	16	43	59	0.9	168	2.5	77	36	1	208	3.1

PLAYOFFS

'89-90	7	6.7	9	20	.450	0	0	.000	2	4	6	0.9	10	1.4	5	2	0	19	2.7
--------	---	-----	---	----	------	---	---	------	---	---	---	-----	----	-----	---	---	---	----	-----

45 A.C. Green 6'9" 245 lbs. F Oregon State

Acquired: Signed as free agent 9/28/93. Departed: To Dallas 12/26/96 with Sam Cassell, Michael Finley and 2nd rd. pick for Jason Kidd, Loren Meyer and Tony Dumas.

YEAR	G	MIN	FGM	FGA	PCT	FTM	FTA	PCT	OR	DR	TR	AVG	AST	AVG	TO	STL	BLK	PTS	AVG
'93-94	82	34.5	465	926	.502	266	362	.735	275	478	753	9.2	137	1.7	100	70	38	1204	14.7
'94-95	82	32.8	311	617	.504	251	343	.732	194	475	669	8.2	127	1.5	114	55	31	916	11.2
'95-96	82	25.8	215	444	.484	168	237	.709	166	388	554	6.8	72	0.9	79	45	23	612	7.5
'96-97	27	20.3	61	128	.477	31	48	.646	33	105	138	5.1	17	0.6	20	18	1	153	5.7
TOTALS	273	29.9	1052	2115	.497	716	990	.723	668	1446	2114	7.7	353	1.3	313	188	93	2885	10.6

PLAYOFFS

'93-94	10	35.0	40	83	.482	38	62	.613	29	55	84	8.4	13	1.3	7	10	2	125	12.5
'94-95	10	36.8	36	78	.462	55	63	.873	38	82	120	12.0	13	1.3	10	6	2	128	12.8
'95-96	4	21.8	6	17	.353	7	8	.875	6	12	18	4.5	2	0.5	2	1	0	19	4.8
TOTALS	24	33.5	82	178	.460	100	133	.751	74	149	223	9.3	28	1.2	19	17	4	272	11.3

16 Lamar Green 6'8" 220 lbs. F Morehead State

Acquired: 3rd rd., 1969 NBA Draft (33rd Overall). Departed: 1974 NBA Expansion Draft by New Orleans Jazz.

YEAR	G	MIN	FGM	FGA	PCT	FTM	FTA	PCT	OR	DR	TR	AVG	AST	AVG	TO	STL	BLK	PTS	AVG
'69-70	58	12.1	101	234	.432	41	70	.586	—	—	276	4.8	17	0.3	—	—	—	243	4.2
'70-71	68	19.5	167	369	.453	64	106	.604	—	—	466	6.9	53	0.8	—	—	—	398	5.9
'71-72	67	14.8	133	298	.446	66	90	.733	—	—	348	5.2	45	0.7	—	—	—	332	5.0
'72-73	80	25.6	224	520	.431	89	118	.754	—	—	746	9.3	89	1.1	—	—	—	537	6.7
'73-74	72	15.3	129	317	.407	38	68	.559	85	265	350	4.9	43	0.6	—	32	38	296	4.1
TOTALS	345	17.9	754	1738	.434	298	452	.659	85	265	2186	6.3	247	0.7	—	32	38	1806	5.2

PLAYOFFS

'69-70	6	11.5	8	28	.286	2	5	.400	—	—	23	3.8	5	0.8	—	—	—	18	3.0
--------	---	------	---	----	------	---	---	------	---	---	----	-----	---	-----	---	---	---	----	-----

44 Gary Gregor 6'7" 235 lbs. F South Carolina

Acquired: 1st rd., 1968 NBA Draft (8th Overall). Departed: To Atlanta 5/8/69 for Paul Silas.

YEAR	G	MIN	FGM	FGA	PCT	FTM	FTA	PCT	OR	DR	TR	AVG	AST	AVG	TO	STL	BLK	PTS	AVG
'68-69	80	27.3	400	963	.415	85	131	.649	—	—	711	8.9	96	1.2	—	—	—	885	11.1

12 Greg Griffin 6'7" 190 lbs. F Idaho State

Acquired: 4th rd., 1977 NBA Draft (71st Overall). Departed: Waived 10/1/79.

YEAR	G	MIN	FGM	FGA	PCT	FTM	FTA	PCT	OR	DR	TR	AVG	AST	AVG	TO	STL	BLK	PTS	AVG
'77-78	36	11.7	61	169	.361	23	36	.639	44	59	103	2.9	24	0.7	39	16	0	145	4.0

32 Taylor Griffin 6'7" 238 lbs. F Oklahoma

Acquired: 2nd rd., 2009 NBA Draft (48th overall). Departed: Waived 7/26/10.

YEAR	G	MIN	FGM	FGA	PCT	FTM	FTA	PCT	OR	DR	TR	AVG	AST	AVG	TO	STL	BLK	PTS	AVG
'09-10	8	4.0	4	10	.400	2	4	.500	0	2	2	0.3	1	0.1	1	0	2	10	1.3

24 Tom Gugliotta 6'10" 250 lbs. F North Carolina State

Acquired: Signed as free agent 1/24/99. Departed: To Utah 2/19/04 with two conditional 1st rd. picks, 2005 2nd rd. pick for Keon Clark, Ben Handlogten.

YEAR	G	MIN	FGM	FGA	PCT	FTM	FTA	PCT	OR	DR	TR	AVG	AST	AVG	TO	STL	BLK	PTS	AVG
'98-99	43	36.1	277	573	.483	173	218	.794	131	250	381	8.9	121	2.8	88	59	31	729	17.0
'99-00	54	32.7	310	645	.481	117	151	.775	141	284	425	7.9	124	2.3	106	47	21	738	13.7
'00-01	57	20.3	149	380	.392	61	77	.792	76	179	255	4.5	55	1.0	51	47	21	362	6.4
'01-02	44	25.7	127	301	.422	28	37	.757	59	162	221	5.0	77	1.8	61	39	30	285	6.5
'02-03	27	16.6	60	132	.455	9	9	1.000	25	75	100	3.7	31	1.1	31	14	5	129	4.8
'03-04	30	10.1	31	99	.313	6	8	.750	15	41	56	1.9	21	0.7	20	14	4	68	2.3
TOTALS	255	25.0	954	2130	.448	394	500	.788	447	991	1438	5.6	429	1.7	357	253	112	2311	9.1

PLAYOFFS

'98-99	3	39.3	13	35	.371	6	8	.750	6	10	25	8.3	10	3.3	8	4	3	32	10.7
'00-01	4	21.5	8	26	.308	7	9	.778	4	11	15	3.8	3	0.8	5	8	1	23	5.8
'02-03	2	5.0	2	4	.500	1	2	.500	0	2	2	1.0	0	0.0	0	0	0	5	2.5
TOTALS	9	23.8	23	65	.354	14	19	.713	10	32	42	4.7	13	1.4	13	12	4	60	6.7

1 Anfernee Hardaway 6'7" 215 lbs. G Memphis

Acquired: From Orlando 8/5/99 for Danny Manning, Pat Garrity and two future 1st rd. picks. Departed: To New York 1/5/04 with Stephen Marbury, Cesary Trybanski for Antonio McDyess, Howard Eisley, Charlie Ward, Maciej Lampe, the draft rights to Milos Vujanovic, two future 1st rd. picks and cash.

YEAR	G	MIN	FGM	FGA	PCT	FTM	FTA	PCT	OR	DR	TR	AVG	AST	AVG	TO	STL	BLK	PTS	AVG
'99-00	60	37.6	378	798	.474	226	286	.790	91	256	347	5.8	315	5.3	226	94	38	1015	16.9
'00-01	4	28.0	15	36	.459	7	11	.636	5	13	18	4.5	15	3.8	3	6	1	39	9.8
'01-02	80	30.8	389	931	.418	158	195	.810	98	252	324	4.4	324	4.1	189	122	32	959	12.0
'02-03	58	30.6	256	573	.447	77	97	.794	66	192	258	4.4	235	4.1	145	66	26	615	10.6
'03-04	34	25.6	120	271	.443	42	49	.857	27	71	98	2.9	97	2.9	42	28	8	296	8.7
TOTALS	236	31.2	1158	2609	.444	510	638	.799	287	784	1071	4.5	986	4.2	605	316	105	2924	12.4

PLAYOFFS

'99-00	9	42.9	67	145	.462	44	62	.710	14	30	44	4.9	51	5.7	25	14	9	183	20.3
'02-03	6	40.7	27	70	.386	13	18	.722	9	27	36	6.0	26	4.3	13	13	5	76	12.7
TOTALS	15	42.0	94	215	.437	57	80	.713	23	57	80	5.3	77	5.1	38	27	14	259	17.3

BRING YOUR GAME FACE

23 Art Harris 6'4" 185 lbs. G Stanford

Acquired: From Seattle 10/26/69 for Dick Snyder. Departed: Waived 9/29/72.

YEAR	G	MIN	FGM	FGA	PCT	FTM	FTA	PCT	OR	DR	TR	AVG	AST	AVG	TO	STL	BLK	PTS	AVG
'69-70	81	19.2	285	723	.394	86	134	.642	—	—	161	2.0	233	2.9	—	—	—	656	8.1
'70-71	56	17.0	199	484	.411	69	113	.611	—	—	100	1.8	132	2.4	—	—	—	467	8.3
'71-72	21	6.9	23	70	.329	9	21	.429	—	—	13	0.6	18	0.9	—	—	—	55	2.6
TOTALS	158	16.8	507	1277	.397	164	268	.612	—	—	274	1.7	383	2.4	—	—	—	1178	7.5

PLAYOFFS

'69-70	7	12.7	15	42	.357	0	2	.000	—	—	13	1.9	12	1.7	—	—	—	30	4.3
--------	---	------	----	----	------	---	---	------	---	---	----	-----	----	-----	---	---	---	----	-----

4 Donnell Harvey 6'8" 220 lbs. F Florida

Acquired: From Orlando 12/23/03 for 2004 2nd rd. pick. Departed: Contract expired 6/30/04.

YEAR	G	MIN	FGM	FGA	PCT	FTM	FTA	PCT	OR	DR	TR	AVG	AST	AVG	TO	STL	BLK	PTS	AVG
'03-04	36	12.2	53	112	.473	35	44	.795	19	73	92	2.6	13	0.4	23	14	16	141	3.9

11 Clem Haskins 6'4" 195 lbs. G Western Kentucky

Acquired: From Chicago 4/23/70 for Jim Fox and undisclosed pick. Departed: To Washington 9/6/74 for Dave Stallworth and 2nd rd. pick.

YEAR	G	MIN	FGM	FGA	PCT	FTM	FTA	PCT	OR	DR	TR	AVG	AST	AVG	TO	STL	BLK	PTS	AVG
'70-71	82	33.7	562	1277	.440	338	431	.784	—	—	324	4.0	383	4.7	—	—	—	1462	17.8
'71-72	79	31.1	509	1054	.483	220	258	.853	—	—	270	3.4	290	3.7	—	—	—	1238	15.7
'72-73	77	20.5	339	731	.464	130	156	.833	—	—	173	2.2	203	2.6	—	—	—	808	10.5
'73-74	81	22.5	364	792	.460	171	203	.842	78	144	222	2.7	259	3.2	81	16	—	899	11.1
TOTALS	319	27.0	1774	3854	.460	859	1048	.820	78	144	989	3.1	1135	3.6	81	16	—	4407	13.8

42 Connie Hawkins 6'8" 201 lbs. F Iowa

Acquired: Signed as free agent 6/20/69. Departed: To L.A. Lakers 10/30/73 for Keith Erickson and 2nd rd. pick.

YEAR	G	MIN	FGM	FGA	PCT	FTM	FTA	PCT	OR	DR	TR	AVG	AST	AVG	TO	STL	BLK	PTS	AVG
'69-70	81	40.9	709	1447	.490	577	741	.779	—	—	846	10.4	391	4.8	—	—	—	1995	24.6
'70-71	71	37.5	512	1181	.434	457	560	.816	—	—	643	9.1	322	4.5	—	—	—	1481	20.9
'71-72	76	36.8	571	1244	.459	456	565	.807	—	—	633	8.3	296	3.9	—	—	—	1598	21.0
'72-73	75	36.9	441	920	.479	322	404	.797	—	—	641	8.5	304	4.1	—	—	—	1204	16.1
'73-74	8	27.9	36	74	.486	18	27	.667	14	29	43	5.4	28	3.5	—	8	3	90	11.3
TOTALS	311	37.8	2269	4866	.466	1830	2297	.797	14	29	2806	9.0	1341	4.3	—	8	3	6368	20.5

PLAYOFFS

'69-70	7	328	62	150	.413	54	66	.818	—	—	97	13.9	41	5.9	—	—	—	178	25.4
--------	---	-----	----	-----	------	----	----	------	---	---	----	------	----	-----	---	---	---	-----	------

32 Nate Hawthorne 6'4" 190 lbs. G Southern Illinois

Acquired: From New Orleans Jazz 9/16/74 with Curtis Perry, Dennis Awtrrey and 1st rd. pick for Neal Walk and 2nd rd. pick. Departed: Waived 10/15/76.

YEAR	G	MIN	FGM	FGA	PCT	FTM	FTA	PCT	OR	DR	TR	AVG	AST	AVG	TO	STL	BLK	PTS	AVG
'74-75	70	12.4	118	287	.411	61	94	.649	34	58	92	1.8	39	0.8	—	30	21	297	5.9
'75-76	59	14.5	182	423	.430	115	170	.676	86	123	209	2.6	46	0.6	—	33	15	479	6.1
TOTALS	129	13.7	300	710	.420	176	264	.663	120	181	301	2.2	85	0.7	—	66	36	776	6.0

PLAYOFFS

'75-76	18	5.3	10	33	.303	12	16	.750	7	11	18	1.0	6	0.3	—	6	2	32	1.8
--------	----	-----	----	----	------	----	----	------	---	----	----	-----	---	-----	---	---	---	----	-----

24 Garfield Heard 6'6" 220 lbs. F Oklahoma

Acquired: From Buffalo 2/1/76 with 2nd rd. pick for John Shumate. Departed: Signed as free agent by San Diego Clippers 2/3/81.

YEAR	G	MIN	FGM	FGA	PCT	FTM	FTA	PCT	OR	DR	TR	AVG	AST	AVG	TO	STL	BLK	PTS	AVG
'75-76	36	33.9	185	409	.452	76	113	.673	109	249	358	9.9	64	1.8	—	51	41	446	12.4
'76-77	46	29.6	173	457	.379	100	138	.725	120	320	440	9.6	89	1.9	—	55	55	446	9.7
'77-78	80	26.2	265	625	.424	90	147	.612	166	486	652	8.2	132	1.7	120	129	101	620	7.8
'78-79	63	19.3	162	367	.441	71	103	.689	98	253	351	5.6	60	1.0	60	53	57	395	6.3
'79-80	82	17.1	171	410	.411	64	86	.744	118	262	380	4.6	97	1.2	88	84	49	406	5.0
TOTALS	307	24.9	956	2268	.422	401	587	.683	611	1570	2181	7.1	442	1.4	268	372	303	2313	7.5

PLAYOFFS

YEAR	G	MIN	FGM	FGA	PCT	FTM	FTA	PCT	OR	DR	TR	AVG	AST	AVG	TO	STL	BLK	PTS	AVG
'75-76	19	37.9	105	238	.441	55	81	.679	53	144	197	10.4	33	1.7	—	39	37	265	13.9
'77-78	2	31.0	6	17	.353	1	2	.500	4	12	16	8.0	5	2.5	2	2	4	13	6.5
'78-79	15	21.3	32	86	.372	18	30	.600	24	82	106	7.1	13	0.9	21	12	26	82	5.5
'79-80	8	27.9	22	56	.393	11	15	.733	19	32	51	6.4	12	1.5	8	9	11	55	6.9
TOTALS	44	30.1	165	397	.416	85	128	.664	100	270	370	8.4	63	1.4	31	62	78	415	9.4

4 Herman Henry 6'7" 190 lbs. F Oklahoma

Acquired: Signed as free agent 4/15/94. Departed: Waived 7/22/94.

YEAR	G	MIN	FGM	FGA	PCT	FTM	FTA	PCT	OR	DR	TR	AVG	AST	AVG	TO	STL	BLK	PTS	AVG
'93-94	4	3.8	1	5	.200	2	4	.500	0	2	2	0.5	4	1.0	1	0	0	4	1.0

11/12 Johnny High 6'3" 186 lbs. G Nevada-Reno

Acquired: 2nd rd., 1979 NBA Draft (24th Overall). Departed: Waived 2/1/84.

YEAR	G	MIN	FGM	FGA	PCT	FTM	FTA	PCT	OR	DR	TR	AVG	AST	AVG	TO	STL	BLK	PTS	AVG
'79-80	82	13.7	144	323	.446	120	178	.674	69	104	173	2.1	119	1.5	123	71	15	409	5.0
'80-81	81	21.6	246	576	.427	183	264	.693	89	139	228	2.8	202	2.5	188	129	26	677	8.4
'82-83	82	14.1	100	217	.461	63	136	.463	45	105	150	1.8	153	1.9	106	85	34	264	3.2
'83-84	29	17.7	18	52	.346	10	29	.345	16	50	67	2.3	51	1.8	38	40	11	46	1.6
TOTALS	274	16.6	508	1168	.435	376	607	.544	219	398	617	2.3	525	1.9	455	325	86	1396	4.6

PLAYOFFS

'79-80	8	15.0	12	31	.387	8	16	.500	10	15	25	3.1	20	2.5	7	6	2	32	4.0
'80-81	7	16.7	14	33	.424	9	14	.643	9	10	19	2.7	6	0.9	6	6	2	37	5.3
'82-83	3	15.0	5	11	.455	0	2	.000	7	3	10	3.3	6	2.0	1	3	1	10	3.3
TOTALS	18	15.7	30	75	.400	17	32	.531	26	28	54	3.0	32	1.8	14	15	5	79	4.4

2011-12 PHOENIX SUNS

25 Craig Hodges 6'3" 195 lbs. G Long Beach State

Acquired: From Milwaukee 2/25/88 with 2nd rd. pick for Jay Humphries. Departed: To Chicago 12/14/88 for Ed Nealy and 2nd rd. pick.

YEAR	G	MIN	FGM	FGA	PCT	FTM	FTA	PCT	OR	DR	TR	AVG	AST	AVG	TO	STL	BLK	PTS	AVG
'87-88	23	20.1	87	178	.489	27	32	.844	7	25	32	1.4	44	1.9	28	16	2	232	10.1
'88-89	10	9.2	16	36	.444	3	4	.750	2	3	5	0.5	8	0.8	5	2	0	39	3.9
TOTALS	33	14.7	103	214	.467	30	36	.800	9	28	37	0.9	52	1.4	33	18	2	271	7.0

15 Michael Holton 6'4" 198 lbs. G UCLA

Acquired: Signed as free agent 9/24/84. Departed: Waived 11/4/85.

YEAR	G	MIN	FGM	FGA	PCT	FTM	FTA	PCT	OR	DR	TR	AVG	AST	AVG	TO	STL	BLK	PTS	AVG
'84-85	74	23.8	257	576	.446	96	118	.814	30	102	132	1.8	198	2.7	123	59	6	624	8.4
'85-86	4	16.3	4	20	.200	4	6	.667	1	2	3	0.8	7	1.8	4	2	0	12	3.0
TOTALS	78	20.0	261	596	.323	100	124	.740	31	104	135	1.3	205	2.3	127	61	6	636	5.7

14 Jeff Hornacek 6'4" 190 lbs. G Iowa State

Acquired: 2nd rd., 1986 NBA Draft (46th Overall). Departed: To Philadelphia 6/17/92 with Andrew Lang and Tim Perry for Charles Barkley.

YEAR	G	MIN	FGM	FGA	PCT	FTM	FTA	PCT	OR	DR	TR	AVG	AST	AVG	TO	STL	BLK	PTS	AVG
'86-87	80	19.5	159	350	.454	94	121	.777	41	143	184	2.3	361	4.5	153	70	5	424	5.3
'87-88	82	27.4	306	605	.506	152	185	.822	71	191	262	3.2	540	6.6	156	107	10	781	9.5
'88-89	78	31.9	440	889	.495	147	178	.826	75	191	266	3.4	465	6.0	111	129	8	1054	13.6
'89-90	67	34.0	483	901	.536	173	202	.856	86	227	313	4.7	337	5.0	125	117	14	1179	17.5
'90-91	80	34.2	544	1051	.518	201	224	.897	74	247	321	4.0	409	5.1	130	111	16	1350	16.9
'91-92	81	38.0	635	1240	.512	279	315	.886	106	301	407	5.0	411	5.1	170	158	31	1632	20.1
TOTALS	468	30.7	2567	5036	.510	1046	1225	.854	453	1300	1753	3.7	2523	5.4	845	692	84	6420	13.7

PLAYOFFS

'88-89	12	31.2	74	149	.497	21	25	.840	25	44	69	5.8	62	5.2	18	16	3	169	14.1
'89-90	16	36.4	112	219	.511	68	73	.932	13	49	62	3.9	73	4.6	34	24	0	298	18.6
'90-91	4	36.3	22	51	.431	26	28	.929	3	22	25	6.3	8	2.0	3	3	2	73	18.3
'91-92	8	42.9	62	128	.484	31	34	.912	12	39	51	6.4	42	5.3	19	14	2	163	20.4
TOTALS	40	36.1	270	547	.494	146	160	.913	53	154	207	5.2	185	4.6	74	57	7	703	17.6

25 Robert Horry 6'10" 220 lbs. F Alabama

Acquired: From Houston 8/19/96 with Chucky Brown, Mark Bryant, Sam Cassell for Charles Barkley. Departed: To L.A. Lakers 1/10/97 with Joe Kleine for Cedric Ceballos and Rumeal Robinson.

YEAR	G	MIN	FGM	FGA	PCT	FTM	FTA	PCT	OR	DR	TR	AVG	AST	AVG	TO	STL	BLK	PTS	AVG
'96-97	32	22.5	82	195	.421	32	50	.640	40	79	119	3.7	54	1.7	46	28	26	220	6.9

50 Eddie House 6'1" 175 lbs. G Arizona State

Acquired: Signed as free agent 9/12/05. Departed: Contract expired on 6/30/06.

YEAR	G	MIN	FGM	FGA	PCT	FTM	FTA	PCT	OR	DR	TR	AVG	AST	AVG	TO	STL	BLK	PTS	AVG
'05-06	81	17.5	320	759	.422	33	41	.805	15	117	132	1.6	148	1.8	76	42	12	796	9.8

PLAYOFFS

'05-06	14	9.3	19	52	.365	3	4	.750	0	9	9	0.6	6	0.4	5	1	2	44	3.1
--------	----	-----	----	----	------	---	---	------	---	---	---	-----	---	-----	---	---	---	----	-----

44 Greg Howard 6'9" 215 lbs. F New Mexico

Acquired: 1st rd., 1970 NBA Draft (10th Overall). Departed: To Cleveland 8/31/71 for two 3rd rd. picks.

YEAR	G	MIN	FGM	FGA	PCT	FTM	FTA	PCT	OR	DR	TR	AVG	AST	AVG	TO	STL	BLK	PTS	AVG
'70-71	44	9.7	68	173	.393	37	58	.638	—	—	119	2.7	—	0.6	—	—	—	173	3.9

24 Jay Humphries 6'3" 199 lbs. G Colorado

Acquired: 1st rd., 1984 NBA Draft (13th Overall). Departed: To Milwaukee 2/25/88 for Craig Hodges & 2nd rd. pick.

YEAR	G	MIN	FGM	FGA	PCT	FTM	FTA	PCT	OR	DR	TR	AVG	AST	AVG	TO	STL	BLK	PTS	AVG
'84-85	80	25.8	279	626	.446	141	170	.829	32	132	164	2.1	350	4.4	167	107	8	703	8.8
'85-86	82	33.3	352	735	.479	197	257	.767	56	204	260	3.2	526	6.4	190	132	9	905	11.0
'86-87	82	31.5	359	753	.477	200	260	.769	62	198	260	3.2	632	7.7	195	112	9	923	11.3
'87-88	50	31.1	264	484	.545	103	139	.741	44	107	151	3.0	354	7.1	108	61	4	634	12.7
TOTALS	294	30.4	1254	2598	.483	641	826	.776	194	641	835	2.8	1862	6.3	660	42	30	3165	10.8

PLAYOFFS

'84-85	3	30.0	20	31	.645	9	12	.750	1	4	5	1.7	16	5.3	—	2	0	49	16.3
--------	---	------	----	----	------	---	----	------	---	---	---	-----	----	-----	---	---	---	----	------

45 Steven Hunter 7'0" 240 lbs. C DePaul

Acquired: Signed as free agent 8/20/04. Departed: Contract expired on 6/30/05.

YEAR	G	MIN	FGM	FGA	PCT	FTM	FTA	PCT	OR	DR	TR	AVG	AST	AVG	TO	STL	BLK	PTS	AVG
'04-05	76	13.8	135	220	.614	78	163	.479	98	129	227	3.0	13	0.2	44	4	102	348	4.6

PLAYOFFS

'04-05	15	14.2	24	43	.558	12	20	.600	17	21	38	2.5	3	0.2	8	1	18	60	4.0
--------	----	------	----	----	------	----	----	------	----	----	----	-----	---	-----	---	---	----	----	-----

24 Greg Jackson 6'1" 180 lbs. G Guilford

Acquired: Signed as free agent 1/2/75. Departed: To Washington 9/17/75 for future draft considerations.

YEAR	G	MIN	FGM	FGA	PCT	FTM	FTA	PCT	OR	DR	TR	AVG	AST	AVG	TO	STL	BLK	PTS	AVG
'74-75	44	17.6	69	166	.416	36	62	.581	17	50	67	1.5	93	2.1	—	23	9	174	4.0

BRING YOUR GAME FACE

21 Jim Jackson **6'6"** **220 lbs.** **G/F** **Ohio State**

Acquired: From New Orleans 1/21/05 with a 2005 2nd rd. pick (via Dallas) for Casey Jacobsen, Maciej Lampe, Jackson Vroman.
Departed: Waived 3/1/06.

YEAR	G	MIN	FGM	FGA	PCT	FTM	FTA	PCT	OR	DR	TR	AVG	AST	AVG	TO	STL	BLK	PTS	AVG
'04-05	40	24.9	130	299	.435	24	25	.960	23	131	154	3.9	97	2.4	154	12	4	352	8.8
'05-06	27	15.6	38	129	.295	9	13	.692	11	53	64	2.4	31	1.1	30	10	6	99	3.7
TOTALS	67	21.1	168	428	.393	33	38	.868	34	184	218	3.3	128	1.9	184	22	10	451	6.7

PLAYOFFS

'04-05	15	31.6	63	129	.488	7	8	.875	13	48	61	4.1	22	1.5	10	10	8	165	11.0
--------	----	------	----	-----	------	---	---	------	----	----	----	-----	----	-----	----	----	---	-----	------

23 Casey Jacobsen **6'6"** **215 lbs.** **G** **Stanford**

Acquired: 1st rd. (22nd overall) 2002 NBA Draft. **Departed:** To New Orleans 1/21/05 with Maciej Lampe, Jackson Vroman for Jim Jackson and a 2005 2nd rd. draft pick (via Dallas).

YEAR	G	MIN	FGM	FGA	PCT	FTM	FTA	PCT	OR	DR	TR	AVG	AST	AVG	TO	STL	BLK	PTS	AVG
'02-03	72	15.9	122	327	.373	72	105	.686	29	55	83	1.2	73	1.0	55	35	6	368	5.1
'03-04	78	23.4	150	360	.417	91	111	.820	42	159	201	2.6	98	1.3	68	48	9	466	6.0
'04-05	40	19.2	65	157	.414	48	62	.774	17	50	67	1.7	37	0.9	27	11	1	212	5.3
TOTALS	190	19.7	337	861	.399	211	278	.759	88	264	351	1.8	208	1.1	150	94	16	1046	5.5

PLAYOFFS

'02-03	6	6.5	2	10	.200	0	2	.000	1	2	3	0.5	2	0.3	0	1	3	6	1.0
--------	---	-----	---	----	------	---	---	------	---	---	---	-----	---	-----	---	---	---	---	-----

24 Dennis Johnson **6'4"** **202 lbs.** **G** **Pepperdine**

Acquired: From Seattle 6/3/80 for Paul Westphal. **Departed:** To Boston 6/27/83 with 1st, 3rd rd. picks for Rick Robey and two 2nd rd. picks.

YEAR	G	MIN	FGM	FGA	PCT	FTM	FTA	PCT	OR	DR	TR	AVG	AST	AVG	TO	STL	BLK	PTS	AVG
'80-81	79	33.1	532	1220	.436	411	501	.820	160	203	363	4.6	291	3.7	208	136	61	1486	18.8
'81-82	80	36.7	577	1228	.470	399	495	.806	142	268	410	5.1	369	4.6	233	105	55	1561	19.5
'82-83	77	33.1	398	861	.462	292	369	.791	92	243	335	4.1	388	5.0	204	97	39	1093	14.2
TOTALS	236	34.3	1507	3309	.455	1102	1365	.810	394	714	1108	4.7	1048	4.4	645	338	155	4140	17.5

PLAYOFFS

'80-81	7	38.1	52	110	.473	32	42	.762	7	26	33	4.7	20	2.9	19	9	9	137	19.6
'81-82	7	38.7	63	132	.477	30	39	.769	13	18	31	4.4	32	4.6	25	15	4	156	22.3
'82-83	3	36.0	22	48	.458	10	12	.833	6	17	23	7.7	17	5.7	8	5	2	54	18.0
TOTALS	17	38.0	137	290	.472	72	93	.774	26	61	87	5.1	69	4.1	52	29	15	347	20.4

8 Eddie Johnson **6'7"** **215 lbs.** **F** **Illinois**

Acquired: From Sacramento 6/19/87 for Ed Pinckney and 2nd rd. pick. **Departed:** To Seattle 12/7/90 with two 1st rd. picks for Xavier McDaniel.

YEAR	G	MIN	FGM	FGA	PCT	FTM	FTA	PCT	OR	DR	TR	AVG	AST	AVG	TO	STL	BLK	PTS	AVG
'87-88	73	29.8	533	1110	.480	204	240	.850	121	197	318	4.4	180	2.5	139	33	9	1294	17.7
'88-89	70	29.2	608	1224	.497	217	250	.868	91	215	306	4.4	162	2.3	122	47	7	1504	21.5
'89-90	64	28.3	411	907	.453	188	205	.917	69	177	246	3.8	107	1.7	108	32	10	1080	16.9
'90-91	15	20.8	88	186	.473	21	29	.724	16	30	46	3.1	17	1.1	24	9	2	203	13.5
TOTALS	222	28.6	1640	3427	.478	630	724	.870	297	619	916	4.1	466	2.1	393	121	28	4081	18.4

PLAYOFFS

'88-89	12	32.7	85	206	.413	30	39	.769	28	59	87	7.3	25	2.1	18	12	2	213	17.8
'89-90	16	21.1	72	160	.450	37	47	.787	15	42	57	3.6	17	1.1	20	10	4	196	12.3
TOTALS	28	26.1	157	366	.429	67	86	.779	43	101	144	5.1	42	1.5	38	22	6	409	14.6

3 Frank Johnson **6'1"** **185 lbs.** **G** **Wake Forest**

Acquired: Signed as free agent 11/5/92. **Departed:** Retired following 1993-94 season.

YEAR	G	MIN	FGM	FGA	PCT	FTM	FTA	PCT	OR	DR	TR	AVG	AST	AVG	TO	STL	BLK	PTS	AVG
'92-93	77	14.6	136	312	.436	59	76	.776	41	72	113	1.5	186	2.4	80	60	7	332	4.3
'93-94	70	12.5	134	299	.448	54	69	.783	29	53	82	1.2	148	2.1	65	41	1	324	4.6
TOTALS	147	13.6	270	611	.442	113	145	.779	70	125	195	1.3	334	2.3	145	101	8	656	4.5

PLAYOFFS

'92-93	22	7.8	22	50	.440	25	29	.862	3	8	11	0.5	17	0.8	7	6	0	70	3.2
'93-94	7	6.6	1	12	.083	1	2	.500	2	2	4	0.6	5	0.7	3	2	0	3	0.4
TOTALS	29	7.5	23	62	.371	26	31	.839	5	10	15	0.5	22	0.8	10	8	0	73	2.5

13 Gus Johnson **6'6"** **235 lbs.** **F** **Idaho**

Acquired: From Baltimore 4/10/72 for 2nd rd. pick. **Departed:** Waived 12/1/72.

YEAR	G	MIN	FGM	FGA	PCT	FTM	FTA	PCT	OR	DR	TR	AVG	AST	AVG	TO	STL	BLK	PTS	AVG
'72-73	21	19.9	69	181	.381	25	36	.694	—	—	136	6.5	31	1.5	—	—	—	163	7.8

2 Joe Johnson **6'7"** **230 lbs.** **G** **Arkansas**

Acquired: From Boston 2/20/02 with Randy Brown, Milot Palanco, 2002 1st rd. pick (Casey Jacobsen) for Rodney Rogers and Tony Delk. **Departed:** To Atlanta 8/19/05 in sign-and-trade for Boris Diaw and two future conditional 1st rd. picks.

YEAR	G	MIN	FGM	FGA	PCT	FTM	FTA	PCT	OR	DR	TR	AVG	AST	AVG	TO	STL	BLK	PTS	AVG
'01-02	29	31.5	121	288	.420	21	27	.778	35	83	118	4.1	105	3.6	43	26	11	277	9.6
'02-03	82	27.5	316	796	.397	96	124	.774	57	207	264	3.2	210	2.6	108	62	19	803	9.8
'03-04	82	40.6	555	1291	.430	174	232	.750	80	305	385	4.7	362	4.4	199	93	26	1367	16.7
'04-05	82	39.5	544	1179	.461	135	180	.750	120	302	422	5.1	291	3.5	148	79	24	1400	17.1
TOTALS	275	35.4	1536	3554	.432	426	563	.757	292	897	1189	4.3	968	3.5	498	260	80	3847	14.0

PLAYOFFS

'02-03	6	27.3	14	51	.275	2	5	.400	6	20	26	4.3	8	1.3	12	4	2	32	5.3
'04-05	9	39.4	63	125	.504	23	33	.697	7	32	39	4.3	30	3.3	10	10	4	169	18.8
TOTALS	15	34.6	77	176	.438	25	38	.658	13	52	65	4.3	38	2.5	22	14	6	201	13.4

7 Kevin Johnson 6'1" 190 lbs. G California

Acquired: From Cleveland 2/25/88 with Mark West, Ty Corbin, three draft picks for Larry Nance, Mike Sanders, 1st rd. pick; Signed as free agent 3/25/00. **Departed:** Contract expired on 6/30/98; Contract expired on 6/30/00.

YEAR	G	MIN	FGM	FGA	PCT	FTM	FTA	PCT	OR	DR	TR	AVG	AST	AVG	TO	STL	BLK	PTS	AVG
'87-88	28	31.8	132	285	.463	85	99	.859	26	93	119	4.3	244	8.7	—	43	7	352	12.6
'88-89	81	39.2	570	1128	.505	508	576	.882	46	294	340	4.2	991	12.2	322	135	24	1650	20.4
'89-90	74	37.6	578	1159	.499	501	598	.838	42	228	270	3.6	846	11.4	263	95	14	1665	22.5
'90-91	77	36.0	591	1145	.516	519	616	.843	54	217	271	3.5	781	10.1	269	163	11	1710	22.2
'91-92	78	37.2	539	1125	.479	448	555	.807	61	231	292	3.7	836	10.7	272	116	23	1536	19.7
'92-93	49	33.5	282	565	.499	226	276	.819	30	74	104	2.1	384	7.8	151	85	19	791	16.1
'93-94	67	36.6	477	980	.487	380	464	.819	55	112	167	2.5	637	9.5	235	125	10	1340	20.0
'94-95	47	28.8	246	523	.470	234	289	.810	32	83	115	2.4	360	7.7	105	47	18	730	15.5
'95-96	56	35.8	342	674	.507	342	398	.857	42	179	221	3.9	517	9.2	170	82	13	1047	18.7
'96-97	70	38.0	441	890	.496	439	515	.852	54	199	253	3.6	653	9.3	217	102	12	1410	20.1
'97-98	50	25.8	155	347	.447	162	186	.871	35	129	164	3.3	245	4.9	101	27	8	476	9.5
'99-00	6	18.8	16	28	.571	7	7	1.000	0	16	16	2.7	24	4.0	7	2	0	40	6.7
TOTALS	683	35.2	4369	8849	.494	3851	4579	.841	477	1855	2332	3.4	6518	9.5	2335	1022	159	12747	18.7

PLAYOFFS

'88-89	12	41.2	90	182	.495	102	110	.927	12	39	51	4.3	147	12.3	55	19	5	285	23.8
'89-90	16	36.4	123	257	.479	92	112	.821	9	44	53	3.3	170	10.6	62	25	0	340	21.3
'90-91	4	36.5	16	53	.302	18	30	.600	2	11	13	3.3	39	9.8	12	2	1	51	12.8
'91-92	8	41.9	62	128	.484	62	72	.861	8	25	33	4.1	93	11.6	25	12	2	189	23.8
'92-93	23	39.7	143	298	.480	124	156	.795	10	52	62	2.7	182	7.9	84	35	13	410	17.6
'93-94	10	42.7	97	212	.458	69	81	.852	10	25	35	3.5	96	9.6	34	10	1	266	26.6
'94-95	10	37.1	86	150	.573	71	84	.845	7	34	41	4.1	93	9.3	34	10	4	248	24.8
'95-96	4	37.8	27	57	.474	14	17	.824	2	15	17	4.3	43	10.8	11	2	2	69	17.3
'96-97	5	41.6	26	88	.295	29	33	.879	8	14	22	4.4	30	6.0	18	13	0	84	16.8
'97-98	4	30.5	23	42	.548	8	12	.667	2	7	9	2.3	19	4.8	6	2	1	55	13.8
'99-00	9	14.3	12	37	.324	5	6	.833	0	13	13	1.4	23	2.6	13	3	1	29	3.2
TOTALS	105	36.9	705	1504	.469	594	713	.833	70	279	349	3.3	935	8.9	354	132	30	2026	19.3

43 Linton Johnson 6'8" 205 lbs. F Tulane

Acquired: Signed 10-day contracts on 2/22/08 and 3/3/08; Signed for the remainder of the season on 4/16/08. **Departed:** 10-day contract expired 3/14/08; Contract expired on 6/30/08.

YEAR	G	MIN	FGM	FGA	PCT	FTM	FTA	PCT	OR	DR	TR	AVG	AST	AVG	TO	STL	BLK	PTS	AVG
'07-08	6	8.8	7	14	.500	0	0	—	5	8	13	2.2	3	0.5	2	0	1	15	2.5

11 Neil Johnson 6'7" 220 lbs. F Creighton

Acquired: 1968 NBA Expansion Draft from New York. **Departed:** Waived 7/27/70.

YEAR	G	MIN	FGM	FGA	PCT	FTM	FTA	PCT	OR	DR	TR	AVG	AST	AVG	TO	STL	BLK	PTS	AVG
'68-69	80	16.5	177	368	.481	110	177	.621	—	—	396	5.0	134	1.7	—	—	—	464	5.8
'69-70	28	4.9	20	60	.333	8	12	.667	—	—	47	1.7	12	0.4	—	—	—	48	1.4
TOTALS	108	13.5	197	428	.460	118	189	.624	—	—	443	4.1	146	1.4	—	—	—	512	4.8

PLAYOFFS

'69-70	2	3.5	1	3	.333	0	0	.000	—	—	4	2.0	0	0.0	—	—	—	2	1.0
--------	---	-----	---	---	------	---	---	------	---	---	---	-----	---	-----	---	---	---	---	-----

34 Charles Jones 6'8" 220 lbs. F Louisville

Acquired: 2nd rd., 1984 NBA Draft (36th Overall). **Departed:** Waived 10/28/86.

YEAR	G	MIN	FGM	FGA	PCT	FTM	FTA	PCT	OR	DR	TR	AVG	AST	AVG	TO	STL	BLK	PTS	AVG
'84-85	78	20.1	236	454	.520	182	281	.648	139	255	394	5.1	128	1.6	143	45	61	654	8.4
'85-86	43	17.3	75	164	.457	50	98	.510	65	128	193	4.5	52	1.2	57	32	25	200	4.7
TOTALS	121	19.1	311	618	.503	232	379	.612	204	383	587	4.9	180	1.5	200	77	86	854	7.1

PLAYOFFS

'84-85	2	17.0	3	5	.600	6	6	1.000	1	2	3	1.5	3	1.5	3	0	3	12	6.0
--------	---	------	---	---	------	---	---	-------	---	---	---	-----	---	-----	---	---	---	----	-----

21 Dwayne Jones 6'11" 251 lbs. F/C St. Joseph's (PA)

Acquired: Signed as a free agent 4/5/10. **Departed:** To Toronto 7/14/10 with Leandro Barbosa for Hedo Turkoglu.

YEAR	G	MIN	FGM	FGA	PCT	FTM	FTA	PCT	OR	DR	TR	AVG	AST	AVG	TO	STL	BLK	PTS	AVG
'09-10	2	3.5	0	0	.000	0	0	.000	0	2	2	1.0	0	0.0	0	0	0	0	0.0

PLAYOFFS

'09-10	2	5.0	1	2	.500	3	4	.750	1	4	5	2.5	0	0.0	1	0	0	5	2.5
--------	---	-----	---	---	------	---	---	------	---	---	---	-----	---	-----	---	---	---	---	-----

22 James Jones 6'8" 220 lbs. F Miami (FL)

Acquired: From Indiana 8/25/05 for a 2008 2nd rd. pick. **Departed:** To Portland 7/11/07 along with the draft rights to Rudy Fernandez (24th Overall) for cash considerations.

YEAR	G	MIN	FGM	FGA	PCT	FTM	FTA	PCT	OR	DR	TR	AVG	AST	AVG	TO	STL	BLK	PTS	AVG
'05-06	75	23.6	243	581	.418	103	121	.851	44	209	253	3.4	57	0.8	35	38	49	699	9.3
'06-07	76	18.1	162	440	.368	71	81	.877	33	143	176	2.3	45	0.6	28	28	42	485	6.4
TOTALS	151	20.8	405	1021	.397	174	202	.861	77	352	429	2.8	102	0.7	63	66	91	1184	7.8

PLAYOFFS

'05-06	20	17.7	28	82	.341	22	26	.846	16	56	72	3.6	5	0.3	9	5	18	86	4.3
'06-07	11	15.5	19	36	.528	9	11	.818	3	12	15	1.4	3	0.3	4	2	2	55	5.0
TOTALS	31	16.9	47	118	.398	31	37	.838	19	68	87	2.8	8	0.3	13	7	20	141	4.5

20 Jumaïne Jones 6'8" 240 lbs. F Georgia

Acquired: Signed as free agent 8/31/06. **Departed:** Contract expired 6/30/07.

YEAR	G	MIN	FGM	FGA	PCT	FTM	FTA	PCT	OR	DR	TR	AVG	AST	AVG	TO	STL	BLK	PTS	AVG
'06-07	18	7.7	14	51	.275	2	2	1.000	6	17	23	1.3	1	0.1	7	5	1	40	2.2

53 Rich Kelley 7'0" 240 lbs. C Stanford

Acquired: From New Jersey 2/15/80 for 1st rd. & 2nd rd. pick. Departed: To Denver 6/21/82 for 1st rd. pick.

YEAR	G	MIN	FGM	FGA	PCT	FTM	FTA	PCT	OR	DR	TR	AVG	AST	AVG	TO	STL	BLK	PTS	AVG
'79-80	23	16.2	43	85	.506	47	60	.783	44	74	118	5.1	50	2.2	46	28	17	133	5.8
'80-81	81	20.8	196	387	.506	175	231	.758	131	310	441	5.4	282	3.5	209	79	63	567	7.0
'81-82	81	23.4	236	505	.467	167	223	.749	168	329	497	6.1	293	3.6	244	64	71	639	7.9
TOTALS	185	21.4	475	977	.486	389	514	.757	343	713	1056	5.7	625	3.4	499	171	151	1339	7.2

PLAYOFFS

'79-80	8	18.3	19	44	.432	9	10	.900	14	22	36	4.5	22	2.8	10	9	7	47	5.9
'80-81	7	16.1	10	25	.400	9	14	.643	13	22	35	5.0	13	1.9	14	6	3	29	4.1
TOTALS	15	17.3	29	69	.420	18	24	.750	27	44	71	4.7	35	2.3	24	15	10	76	5.1

8 Tim Kempton 6'10" 255 lbs. F Notre Dame

Acquired: Signed as free agent 8/18/92. Departed: Waived 1/21/94.

YEAR	G	MIN	FGM	FGA	PCT	FTM	FTA	PCT	OR	DR	TR	AVG	AST	AVG	TO	STL	BLK	PTS	AVG
'92-93	30	5.6	19	48	.396	18	31	.581	12	27	39	1.3	19	0.6	16	4	4	56	1.9

4 Steve Kerr 6'3" 175 lbs. G Arizona

Acquired: 2nd rd., 1988 NBA Draft (50th Overall). Departed: To Cleveland 9/5/89 for 2nd rd. pick.

YEAR	G	MIN	FGM	FGA	PCT	FTM	FTA	PCT	OR	DR	TR	AVG	AST	AVG	TO	STL	BLK	PTS	AVG
'88-89	26	6.0	20	46	.435	6	9	.667	3	14	17	0.7	24	0.9	6	7	0	54	2.1

32 Jason Kidd 6'4" 212 lbs. G California

Acquired: From Dallas 12/26/96 with Tony Dumas, Loren Meyer for Sam Cassell, Michael Finley, A.C. Green, 2nd rd. pick. Departed: To New Jersey 7/18/01 with Chris Dudley for Stephon Marbury, Soumaila Samake, Johnny Newman.

YEAR	G	MIN	FGM	FGA	PCT	FTM	FTA	PCT	OR	DR	TR	AVG	AST	AVG	TO	STL	BLK	PTS	AVG
'96-97	33	35.5	138	326	.423	66	96	.688	34	125	159	4.8	296	9.0	76	86	12	382	11.6
'97-98	82	38.0	357	859	.416	167	209	.799	108	402	510	6.2	745	9.1	162	26	261	954	11.6
'98-99	50	41.2	310	698	.444	181	239	.757	87	252	339	6.8	539	10.8	114	19	150	846	16.9
'99-00	67	39.0	350	855	.409	203	245	.829	96	387	483	7.2	678	10.1	134	28	226	959	14.3
'00-01	77	39.8	451	1097	.411	328	403	.814	91	403	494	6.4	753	9.8	166	23	286	1299	16.9
TOTALS	309	38.9	1606	3835	.419	945	1192	.793	386	1509	1895	6.1	3011	9.7	655	158	999	4440	14.4

PLAYOFFS

'96-97	5	41.4	21	53	.396	10	19	.526	4	26	30	6.0	49	9.8	11	2	13	60	12.0
'97-98	4	42.8	22	58	.379	13	16	.813	5	18	23	5.8	31	7.8	16	2	12	57	14.3
'98-99	3	42.0	18	43	.419	5	7	.714	1	6	7	2.3	31	10.3	5	1	9	45	15.0
'99-00	6	38.2	22	55	.400	7	9	.778	8	32	40	6.7	53	8.8	11	1	23	59	9.8
'00-01	4	41.5	22	69	.319	9	12	.750	9	15	24	6.0	53	13.3	8	0	12	57	14.3
TOTALS	22	40.9	105	278	.405	44	63	.756	27	97	124	5.6	217	9.9	51	6	69	278	12.6

35 Joe Kleine 7'0" 270 lbs. C Arkansas

Acquired: Signed as free agent 8/13/93; 1/22/99. Departed: To L.A. Lakers 1/10/97 with Robert Horry for Cedric Ceballos and Rumeal Robinson; Contract expired on 6/30/99.

YEAR	G	MIN	FGM	FGA	PCT	FTM	FTA	PCT	OR	DR	TR	AVG	AST	AVG	TO	STL	BLK	PTS	AVG
'93-94	74	11.5	125	256	.488	30	39	.769	50	143	193	2.6	45	0.6	35	14	19	285	3.9
'94-95	75	12.9	119	265	.449	42	49	.857	82	177	259	3.5	39	0.5	35	14	18	280	3.7
'95-96	56	11.8	71	169	.420	20	25	.800	36	96	132	2.4	44	0.8	37	13	6	164	2.9
'96-97	23	15.9	32	80	.400	13	18	.722	21	59	80	3.5	12	0.5	20	9	6	78	3.4
'98-99	31	12.1	30	74	.405	8	12	.667	27	40	67	2.2	12	0.4	10	8	1	68	2.2
TOTALS	259	12.5	377	844	.447	113	143	.790	216	515	731	2.8	152	0.6	137	59	50	875	3.4

PLAYOFFS

'93-94	8	10.1	12	28	.429	4	6	.667	5	12	17	2.1	3	0.4	2	1	4	28	3.5
'94-95	10	16.7	31	54	.574	0	0	—	8	23	31	3.1	8	0.8	6	5	3	63	6.3
'95-96	2	4.0	0	2	.000	0	0	—	1	0	1	0.5	0	0.0	1	1	0	0	0.0
'98-99	1	5.0	1	2	.500	0	0	—	0	1	1	1.0	0	0.0	0	1	1	2	2.0
TOTALS	21	12.4	44	86	.512	4	6	.667	14	36	50	2.4	11	0.5	9	8	8	93	4.4

22 Brevin Knight 5'10" 170 lbs. G Stanford

Acquired: From Memphis 9/30/03 with Robert Archibald, Cezary Trybanski for Jake Tsakalidis, Bo Outlaw. Departed: To Washington 11/5/03 for Jahid White.

YEAR	G	MIN	FGM	FGA	PCT	FTM	FTA	PCT	OR	DR	TR	AVG	AST	AVG	TO	STL	BLK	PTS	AVG
'03-04	3	6.3	1	3	.333	0	0	—	0	3	3	1.0	4	1.3	3	3	1	2	0.7

32 Negele Knight 6'1" 182 lbs. G Dayton

Acquired: 2nd rd., 1990 NBA Draft (31st Overall). Departed: To San Antonio 11/10/93 for 2nd rd. pick.

YEAR	G	MIN	FGM	FGA	PCT	FTM	FTA	PCT	OR	DR	TR	AVG	AST	AVG	TO	STL	BLK	PTS	AVG
'90-91	64	12.4	131	308	.425	71	118	.602	20	51	71	1.1	191	3.0	76	20	7	339	5.3
'91-92	42	15.0	103	217	.475	33	48	.688	16	30	46	1.1	112	2.7	58	24	3	243	5.8
'92-93	52	1.7	124	317	.391	67	86	.779	28	36	64	1.2	145	2.8	73	23	4	315	6.1
'93-94	1	8.0	1	4	.250	0	0	—	0	0	0	—	0	—	0	0	1	2	2.0
TOTALS	159	14.6	359	846	.424	171	252	.679	64	117	181	1.1	448	2.8	207	67	15	899	5.7

PLAYOFFS

'90-91	4	14.0	13	26	.500	5	7	.714	1	3	4	1.0	9	2.3	4	1	0	32	8.0
'92-93	9	3.8	9	16	.563	0	0	—	1	2	3	.333	7	0.8	3	0	1	18	2.0
TOTALS	13	6.9	22	42	.524	5	7	.714	2	5	7	0.5	16	1.2	7	1	1	50	3.8

16 Rodney Knowles 6'9" 215 lbs. F Davidson

Acquired: 6th rd., 1968 NBA Draft (77th Overall). Departed: Waived 11/6/68.

YEAR	G	MIN	FGM	FGA	PCT	FTM	FTA	PCT	OR	DR	TR	AVG	AST	AVG	TO	STL	BLK	PTS	AVG
'68-69	8	5.0	4	14	.286	1	3	.333	—	—	9	1.1	0	0.0	—	—	—	9	1.1

50 Joel Kramer 6'7" 215 lbs. F San Diego State

Acquired: 3rd rd., 1978 NBA Draft (63rd Overall). Departed: Signed as free agent 9/12/83 by Maccabi, Israel.

YEAR	G	MIN	FGM	FGA	PCT	FTM	FTA	PCT	OR	DR	TR	AVG	AST	AVG	TO	STL	BLK	PTS	AVG
'78-79	82	17.1	181	370	.489	125	176	.710	134	203	337	4.1	92	1.1	98	45	23	487	5.9
'79-80	54	13.2	67	143	.469	56	70	.800	49	102	151	2.8	75	1.4	51	26	5	190	3.5
'80-81	82	13.0	136	258	.527	63	91	.692	77	155	232	2.8	88	1.1	67	35	17	335	4.1
'81-82	56	9.8	55	133	.414	33	42	.786	36	72	108	1.9	51	0.9	26	19	11	143	2.6
'82-83	54	8.5	44	104	.423	14	16	.875	41	47	88	1.6	37	0.7	22	15	6	102	1.9
TOTALS	328	12.8	483	1008	.479	291	395	.737	337	579	916	2.8	343	1.0	264	140	62	1257	3.8

PLAYOFFS

'78-79	15	17.1	32	59	.542	26	36	.722	21	36	57	3.8	19	1.3	16	9	7	90	6.0
'80-81	7	14.4	13	25	.520	1	2	.500	14	16	2.3	4	0.6	1	2	2	27	3.9	
'81-82	4	5.0	5	7	.714	2	3	.667	2	3	5	1.3	1	0.3	1	1	0	12	3.0
'82-83	2	3.0	0	2	.000	0	0	.000	0	0	0.0	0	0.0	0	0	0	0	0	0.0
TOTALS	28	13.7	50	93	.538	29	41	.707	25	53	78	2.8	24	0.9	18	12	9	129	4.6

30 Maciej Lampe 6'11" 275 lbs. F/C Universidad Complutense (Spain)

Acquired: From New York 1/5/04 with Antonio McDyeess, Howard Easley, Charlie Ward, the draft rights to Milos Ujanic, two first-round draft picks and cash for Stephon Marbury, Anfernee Hardaway, Cezary Trybanski. Departed: To New Orleans 1/21/05 with Casey Jacobsen and Jackson Vroman for Jim Jackson and a 2005 2nd rd. pick (via Dallas).

YEAR	G	MIN	FGM	FGA	PCT	FTM	FTA	PCT	OR	DR	TR	AVG	AST	AVG	TO	STL	BLK	PTS	AVG
'03-04	21	10.7	43	88	.489	10	13	.769	9	35	44	2.1	9	0.4	15	3	3	96	4.6
'04-05	16	7.4	17	49	.347	8	12	.667	9	23	32	2.0	1	0.1	10	1	2	44	2.8
TOTALS	37	9.3	60	137	.438	18	25	.720	18	58	76	2.1	10	0.3	25	4	5	140	3.8

28 Andrew Lang 6'11" 250 lbs. C Arkansas

Acquired: 2nd rd., 1988 NBA Draft (28th Overall). Departed: To Philadelphia 6/17/92 with Jeff Hornacek and Tim Perry for Charles Barkley.

YEAR	G	MIN	FGM	FGA	PCT	FTM	FTA	PCT	OR	DR	TR	AVG	AST	AVG	TO	STL	BLK	PTS	AVG
'88-89	62	8.5	60	117	.513	39	60	.650	54	93	147	2.4	9	0.1	28	17	48	159	2.6
'89-90	74	12.7	97	174	.557	64	98	.653	83	188	271	3.7	21	0.3	41	22	33	258	3.5
'90-91	63	18.3	109	189	.577	93	130	.715	113	190	303	4.8	27	0.4	45	17	127	311	4.9
'91-92	81	24.3	248	475	.522	126	164	.768	170	376	546	6.7	43	0.5	87	48	201	622	7.7
TOTALS	280	16.7	514	955	.538	322	452	.712	420	847	1267	4.5	100	0.4	201	104	509	1350	4.8

PLAYOFFS

'88-89	4	2.0	0	2	.000	0	0	.000	3	3	6	1.5	1	0.2	3	0	0	0	0.0
'89-90	12	7.8	6	9	.667	4	7	.571	4	16	20	1.7	2	0.3	5	3	0	10	1.6
'90-91	4	13.8	6	11	.545	14	17	.824	4	14	18	4.5	1	0.3	2	1	3	26	6.5
'91-92	8	24.0	15	40	.375	15	19	.789	15	17	32	4.0	2	0.3	8	3	15	45	5.6
TOTALS	28	12.5	27	62	.435	33	43	.767	26	50	76	2.7	6	0.2	18	7	28	87	3.1

21 Antonio Lang 6'8" 230 lbs. F Central Michigan

Acquired: 2nd rd., 1994 NBA Draft (29th Overall). Departed: To Cleveland 10/7/95 with Dan Majerle, 1st rd. pick for John "Hot Rod" Williams.

YEAR	G	MIN	FGM	FGA	PCT	FTM	FTA	PCT	OR	DR	TR	AVG	AST	AVG	TO	STL	BLK	PTS	AVG
'94-95	12	53	4	10	.400	3	4	.750	3	1	4	—	1	—	0	2	5	11	0.9

14 Dan Langhi 6'11" 220 lbs. F Vanderbilt

Acquired: Signed as free agent 9/30/02. Departed: Contract expired on 6/30/03.

YEAR	G	MIN	FGM	FGA	PCT	FTM	FTA	PCT	OR	DR	TR	AVG	AST	AVG	TO	STL	BLK	PTS	AVG
'02-03	60	9.0	81	202	.401	12	20	.730	19	68	87	1.5	21	0.4	16	15	6	183	3.1

43 David Lattin 6'7" 230 lbs. F Texas-El Paso

Acquired: 1968 NBA Expansion Draft from San Francisco. Departed: Waived 10/1/69.

YEAR	G	MIN	FGM	FGA	PCT	FTM	FTA	PCT	OR	DR	TR	AVG	AST	AVG	TO	STL	BLK	PTS	AVG
'68-69	68	14.5	150	366	.410	109	172	.634	—	—	323	4.8	48	0.7	—	—	—	409	6.0

31 Gani Lawal 6'9" 234 lbs. F Georgia Tech

Acquired: Selected with the 46th overall pick (second round) of the 2010 NBA Draft. Departed: Waived on Dec. 10, 2011

YEAR	G	MIN	FGM	FGA	PCT	FTM	FTA	PCT	OR	DR	TR	AVG	AST	AVG	TO	STL	BLK	PTS	AVG
'10-11	1	2.0	0	0	---	0	0	---	0	0	0	0.0	0	0.0	0	0	0	0	0.0

1 Dennis Layton 6'0" 180 lbs. G USC

Acquired: 3rd rd., 1971 NBA Draft (48th Overall). Departed: Waived 9/18/73.

YEAR	G	MIN	FGM	FGA	PCT	FTM	FTA	PCT	OR	DR	TR	AVG	AST	AVG	TO	STL	BLK	PTS	AVG
'71-72	80	23.1	304	717	.424	122	165	.739	—	—	164	2.1	247	3.1	—	—	—	730	9.1
'72-73	65	15.2	187	434	.431	90	119	.756	—	—	77	1.2	139	2.1	—	—	—	464	7.1
TOTALS	145	19.6	491	1151	.427	212	284	.746	—	—	241	1.7	386	2.7	—	—	—	1194	8.2

30 Ron Lee 6'4" 204 lbs. G Oregon

Acquired: 1st rd., 1976 NBA Draft (10th Overall). Departed: To New Orleans Jazz 1/12/79 with Marty Byrnes, two 1st rd. picks for Leonard "Truck" Robinson.

YEAR	G	MIN	FGM	FGA	PCT	FTM	FTA	PCT	OR	DR	TR	AVG	AST	AVG	TO	STL	BLK	PTS	AVG
'76-77	82	22.5	347	786	.441	142	210	.676	49	200	249	3.6	263	3.2	—	156	33	836	10.2
'77-78	82	23.5	417	950	.439	170	228	.746	95	159	254	3.1	305	3.7	221	225	17	1004	12.2
'78-79	43	22.0	173	383	.452	74	104	.712	42	71	113	2.6	132	3.1	116	69	4	420	9.8
TOTALS	207	22.8	937	2119	.442	386	542	.712	186	430	616	3.0	700	3.4	337	450	54	2260	10.9

PLAYOFFS

'77-78	2	20.5	5	16	.313	2	2	1.000	2	4	6	3.0	3	1.5	4	4	0	12	6.0
--------	---	------	---	----	------	---	---	-------	---	---	---	-----	---	-----	---	---	---	----	-----

Suns All-Time Roster

BRING YOUR GAME FACE

23 Tim Legler 6'4" 195 lbs. G La Salle

Acquired: Signed as free agent 3/21/90. Departed: Second 10-day contract expired on 4/9/90.

YEAR	G	MIN	FGM	FGA	PCT	FTM	FTA	PCT	OR	DR	TR	AVG	AST	AVG	TO	STL	BLK	PTS	AVG
'89-90	11	7.5	11	29	.379	6	6	1.000	4	4	8	0.7	6	0.5		2	0	28	2.5

2 Randy Livingston 6'5" 209 lbs. G Louisiana State

Acquired: Signed as free agent 5/2/99. Departed: Waived 8/31/00.

YEAR	G	MIN	FGM	FGA	PCT	FTM	FTA	PCT	OR	DR	TR	AVG	AST	AVG	TO	STL	BLK	PTS	AVG
'98-99	1	22.0	5	8	.625	2	2	1.000	0	2	2	2.0	3	3.0	1	2	0	12	12.0
'99-00	79	13.7	155	373	.416	52	62	.839	25	105	130	1.6	170	2.2	92	49	13	381	4.8
TOTALS	80	13.8	160	381	.420	54	64	.844	25	107	132	1.7	173	2.2	93	51	13	393	12.4

PLAYOFFS

'98-99	3	8.0	6	15	.400	4	4	1.000	5	2	7	2.3	2	0.7	2	1	0	16	5.3
'99-00	7	9.0	6	27	.222	0	0	—	2	5	7	1.0	4	0.6	4	4	1	14	2.0
TOTALS	10	8.7	12	42	.286	4	4	1.000	7	7	14	1.4	6	0.6	6	5	1	30	3.0

17 Horacio Llamas 6'11" 285 lbs. C Grand Canyon

Acquired: Signed as free agent 2/20/97. Departed: Contract expired on 6/30/99.

YEAR	G	MIN	FGM	FGA	PCT	FTM	FTA	PCT	OR	DR	TR	AVG	AST	AVG	TO	STL	BLK	PTS	AVG
'96-97	20	5.1	15	28	.536	4	8	.500	4	14	18	0.9	4	0.2	11	10	5	34	1.7
'97-98	8	5.3	8	21	.381	7	10	.700	4	14	18	2.3	1	0.1	9	1	3	24	3.0
'98-99	— MISSED SEASON DUE TO FOOT INJURY —																		
TOTALS	28	5.1	23	49	.469	11	18	.611	8	28	36	1.3	5	0.2	20	11	8	58	2.1

51 Ian Lockhart 6'8" 240 lbs. F Tennessee

Acquired: Signed as free agent 3/21/90. Departed: Signed as free agent 8/6/91 by Cholet, France.

YEAR	G	MIN	FGM	FGA	PCT	FTM	FTA	PCT	OR	DR	TR	AVG	AST	AVG	TO	STL	BLK	PTS	AVG
'90-91	1	2.0	1	1	1.000	2	2	1.000	0	0	0	0.0	0	0.0	—	0	0	4	4.0

13 Luc Longley 7'2" 260 lbs. C Australia

Acquired: From Chicago 1/23/99 for Mark Bryant, Martin Muursepp, Bubba Wells and 1st rd. pick. Departed: To New York 9/20/00 for Chris Dudley, 1st rd. pick and cash in four-team trade with L.A. Lakers, Seattle.

YEAR	G	MIN	FGM	FGA	PCT	FTM	FTA	PCT	OR	DR	TR	AVG	AST	AVG	TO	STL	BLK	PTS	AVG
'98-99	39	23.9	140	290	.483	59	76	.776	59	162	221	5.7	45	1.2	53	23	21	339	8.7
'99-00	72	19.7	186	399	.466	80	97	.825	100	223	323	4.5	77	1.1	136	22	42	452	6.3
TOTALS	111	21.2	326	689	.473	139	173	.803	159	385	544	4.9	122	1.1	189	45	63	791	7.1

PLAYOFFS

'98-99	3	17.0	2	12	.167	0	0	—	2	7	9	3.0	1	0.3	2	3	0	4	1.3
'99-00	9	18.0	18	51	.333	2	3	.667	12	18	30	3.3	8	0.9	10	4	4	38	4.2
TOTALS	12	17.8	20	63	.317	2	3	.667	14	25	39	3.3	9	0.8	12	7	4	42	3.5

20 Maurice Lucas 6'9" 235 lbs. F Marquette

Acquired: From New York 7/7/82 for Leonard "Truck" Robinson. Departed: To L.A. Lakers 8/19/85 for two 2nd rd. picks.

YEAR	G	MIN	FGM	FGA	PCT	FTM	FTA	PCT	OR	DR	TR	AVG	AST	AVG	TO	STL	BLK	PTS	AVG
'82-83	77	33.6	495	1045	.474	278	356	.781	201	598	799	10.4	219	2.8	221	56	43	1269	16.5
'83-84	75	30.8	451	908	.497	293	383	.765	208	517	725	9.7	203	2.7	177	55	39	1195	15.9
'84-85	63	26.5	346	727	.476	150	200	.750	138	419	557	8.8	145	2.3	151	39	17	842	13.4
TOTALS	215	30.5	1292	2680	.482	721	939	.768	547	1534	2081	9.7	567	2.6	549	150	99	3306	15.4

PLAYOFFS

'82-83	2	28.5	12	21	.571	2	4	.500	5	7	12	6.0	8	4.0	4	3	0	26	13.0
'83-84	17	33.5	116	227	.511	63	78	.808	42	127	169	9.9	61	3.6	29	12	8	295	17.4
'84-85	3	28.0	22	47	.468	15	19	.789	12	21	33	11.0	10	3.3	8	2	2	59	19.7
TOTALS	22	32.3	150	295	.508	80	101	.792	59	155	214	9.7	79	3.6	41	17	10	380	17.3

10 Phil Lumpkin 6'0" 167 lbs. G Miami (Ohio)

Acquired: From Portland 6/9/75 for 2nd rd. pick. Departed: Waived 10/15/76.

YEAR	G	MIN	FGM	FGA	PCT	FTM	FTA	PCT	OR	DR	TR	AVG	AST	AVG	TO	STL	BLK	PTS	AVG
'75-76	34	10.9	22	65	.338	26	30	.867	7	16	23	0.7	48	1.4	—	15	0	70	2.1

PLAYOFFS

'75-76	17	8.0	10	30	.333	11	14	.786	5	8	13	0.8	21	1.2	—	2	0	31	1.8
--------	----	-----	----	----	------	----	----	------	---	---	----	-----	----	-----	---	---	---	----	-----

27 Malcolm Mackey 6'9" 248 lbs. F Georgia Tech

Acquired: 1st rd., 1993 NBA Draft (27th Overall). Departed: Waived 11/2/94.

YEAR	G	MIN	FGM	FGA	PCT	FTM	FTA	PCT	OR	DR	TR	AVG	AST	AVG	TO	STL	BLK	PTS	AVG
'93-94	22	3.1	14	37	.378	4	8	.500	12	12	24	1.1	1	.04	2	0	3	32	1.5

25 Don MacLean 6'10" 235 lbs. F UCLA

Acquired: Signed as free agent 3/13/00. Departed: Contract expired on 6/30/00.

YEAR	G	MIN	FGM	FGA	PCT	FTM	FTA	PCT	OR	DR	TR	AVG	AST	AVG	TO	STL	BLK	PTS	AVG
'99-00	16	8.9	18	49	.367	4	6	.667	6	17	23	1.4	8	0.5	8	2	1	42	2.6

2011-12 PHOENIX SUNS

4 Kyle Macy 6'3" 195 lbs. G Kentucky

Acquired: 1st rd., 1979 NBA Draft (22nd Overall). **Departed:** Signed as free agent by Chicago 10/4/85; Suns waived right of first refusal for two 2nd rd. picks.

YEAR	G	MIN	FGM	FGA	PCT	FTM	FTA	PCT	OR	DR	TR	AVG	AST	AVG	TO	STL	BLK	PTS	AVG
'80-81	82	17.9	272	532	.511	107	119	.899	44	88	132	1.6	160	2.0	95	76	5	663	8.1
'81-82	82	34.7	486	945	.514	152	169	.899	78	183	261	3.2	384	4.7	125	143	9	1163	14.2
'82-83	82	22.4	328	634	.517	129	148	.872	41	124	165	2.0	278	3.4	90	64	8	808	9.9
'83-84	82	29.3	357	713	.501	95	114	.833	49	137	186	2.3	353	4.3	116	123	6	832	10.1
'84-85	65	31.0	282	582	.485	127	140	.907	33	146	179	2.8	380	5.8	111	85	3	714	11.0
TOTALS	393	26.9	1725	3406	.506	610	690	.884	245	678	923	2.3	1555	4.0	537	491	31	4180	10.6

PLAYOFFS

'80-81	7	14.6	19	36	.528	7	7	1.000	2	11	13	1.9	11	1.6	7	5	0	49	7.0
'81-82	7	34.7	38	89	.427	15	16	.938	11	11	22	3.1	28	4.0	13	7	1	95	13.6
'82-83	3	24.0	15	35	.429	5	7	.714	2	6	8	2.7	9	3.0	1	0	0	35	11.7
'83-84	17	36.5	77	157	.490	12	16	.750	14	40	54	3.2	98	5.8	25	22	2	176	10.4
'84-85	3	28.3	13	26	.500	4	5	.800	3	5	8	2.7	9	3.0	6	6	0	31	10.3
TOTALS	37	30.3	162	343	.472	43	51	.843	32	73	105	2.8	155	4.2	52	41	3	386	10.4

9 Dan Majerle 6'6" 220 lbs. G/F Central Michigan

Acquired: 1st rd., 1988 NBA Draft (14th Overall); Signed as free agent 7/19/01. **Departed:** To Cleveland 10/7/95 with Antonio Lang, 1st rd. pick for John "Hot Rod" Williams; Retired after 2001-02 season.

YEAR	G	MIN	FGM	FGA	PCT	FTM	FTA	PCT	OR	DR	TR	AVG	AST	AVG	TO	STL	BLK	PTS	AVG
'88-89	54	25.5	181	432	.419	78	127	.614	62	147	209	3.9	130	2.4	63	14	48	467	8.6
'89-90	73	30.7	296	698	.424	198	260	.762	144	286	430	5.9	188	2.6	100	32	82	809	11.1
'90-91	77	29.6	397	821	.484	227	298	.762	168	250	418	5.4	216	2.8	106	40	114	1051	13.6
'91-92	82	34.8	551	1153	.478	229	303	.756	148	335	483	5.9	274	3.3	131	43	101	1418	17.3
'92-93	82	39.0	509	1096	.464	203	261	.778	120	263	383	4.7	311	3.8	138	33	133	1388	16.9
'93-94	80	40.0	476	1138	.418	176	238	.739	120	229	349	4.4	275	3.4	129	43	137	1320	16.5
'94-95	82	37.7	438	1031	.425	206	282	.730	104	271	375	4.6	340	4.1	96	38	105	1281	15.6
'01-02	65	18.2	99	289	.343	23	39	.590	28	148	176	2.7	90	1.4	35	48	15	300	4.6
TOTALS	595	32.6	2947	6658	.443	1340	1808	.741	894	1929	2823	4.7	1824	3.1	798	811	258	8034	13.5

PLAYOFFS

'88-89	12	34.4	63	144	.438	38	48	.792	22	35	57	4.8	14	1.2	13	4	15	172	14.3
'89-90	16	29.9	73	150	.487	51	65	.785	30	51	81	5.1	34	2.1	20	2	18	201	12.6
'90-91	4	27.5	12	32	.375	14	19	.737	6	9	15	3.8	7	1.8	5	1	2	42	10.5
'91-92	7	38.0	48	111	.432	25	26	.962	13	31	44	6.3	20	2.9	10	0	9	130	18.6
'92-93	24	44.6	134	311	.431	48	69	.696	29	111	140	5.8	88	3.7	33	28	32	370	15.4
'93-94	10	41.0	46	127	.362	11	16	.688	15	28	43	4.3	24	2.4	11	4	10	123	12.3
'94-95	10	30.7	27	73	.370	12	17	.706	8	23	31	3.1	17	1.7	14	3	9	82	8.2
TOTALS	83	36.1	403	948	.425	199	260	.765	123	288	411	5.0	204	2.5	106	42	95	1120	13.5

15 Danny Manning 6'10" 244 lbs. F Kansas

Acquired: Signed as free agent 9/8/94. **Departed:** To Orlando 8/5/99 with Pat Garrity and two 1st rd. picks for Anfernee "Penny" Hardaway.

YEAR	G	MIN	FGM	FGA	PCT	FTM	FTA	PCT	OR	DR	TR	AVG	AST	AVG	TO	STL	BLK	PTS	AVG
'94-95	46	15.10	340	622	.547	136	202	.673	97	179	276	6.0	154	3.3	121	41	57	822	17.9
'95-96	33	18.16	178	388	.459	82	109	.752	30	113	143	4.3	65	2.0	77	38	24	441	13.4
'96-97	77	21.34	426	795	.536	181	251	.721	137	332	469	6.1	173	2.2	161	81	74	1040	13.5
'97-98	70	17.94	390	756	.516	167	226	.739	110	282	392	5.6	139	2.0	100	71	46	947	13.5
'98-99	50	11.84	187	386	.484	78	112	.696	62	157	219	4.4	113	2.3	69	36	38	453	9.1
TOTALS	276	7438	1521	2947	.516	644	900	.716	436	1063	1499	5.4	644	2.3	267	239	528	3703	13.4

PLAYOFFS

'95-96	4	22.5	22	48	.458	5	8	.625	4	7	11	2.8	5	1.3	6	4	1	49	12.3
'96-97	5	23.2	26	45	.578	14	15	.933	4	26	30	6.0	7	1.4	8	4	7	66	13.2
'98-99	3	26.3	14	24	.583	10	13	.769	0	5	5	1.7	6	2.0	3	4	0	38	12.7
TOTALS	12	23.8	62	118	.525	29	36	.806	8	38	46	3.8	18	1.5	17	12	8	115	12.8

3 Stephon Marbury 6'2" 205 lbs. G Georgia Tech

Acquired: From New Jersey 7/18/01 with Soumaila Samake, Johnny Newman for Jason Kidd, Chris Dudley. **Departed:** To New York 1/5/04 with Anfernee Hardaway, Cezary Trybanski for Antonio McDyess, Howard Eisley, Charlie Ward, Maciej Lampe, the draft rights to Milos Vujanovic, two future 1st rd. picks and cash.

YEAR	G	MIN	FGM	FGA	PCT	FTM	FTA	PCT	OR	DR	TR	AVG	AST	AVG	TO	STL	BLK	PTS	AVG
'01-02	82	38.9	625	1413	.442	353	452	.781	75	191	266	3.2	666	8.1	284	77	13	1674	20.4
'02-03	81	40.0	671	1530	.439	375	467	.803	53	210	263	3.2	654	8.1	263	108	20	1806	22.3
'03-04	34	41.6	262	606	.432	147	185	.795	19	98	117	3.4	281	8.3	97	64	5	708	20.8
TOTALS	197	39.8	1558	3549	.439	875	1104	.793	147	399	646	3.3	1601	8.1	644	249	38	4188	21.3

PLAYOFFS

'02-03	6	45.3	51	136	.375	25	33	.758	6	18	24	4.0	34	5.7	623	7	0	132	22.0
--------	---	------	----	-----	------	----	----	------	---	----	----	-----	----	-----	-----	---	---	-----	------

Suns All-Time Roster

B R I N G Y O U R G A M E F A C E

31	Shawn Marion										6'7"		228 lbs.		F	Nevada-Las Vegas					
Acquired: 1st Rd. (9th overall) 1999 NBA Draft												Departed: To Miami 2/6/08 with Marcus Bank for Shaquille O'Neal.									
YEAR	G	MIN	FGM	FGA	PCT	FTM	FTA	PCT	OR	DR	TR	AVG	AST	AVG	TO	STL	BLK	PTS	AVG		
'99-00	51	24.7	222	471	.471	72	85	.847	105	227	332	6.5	69	1.4	51	38	53	520	10.2		
'00-01	79	36.2	557	1160	.480	234	289	.810	220	628	848	10.7	160	2.0	129	132	108	1369	17.3		
'01-02	81	38.4	654	1395	.469	191	226	.845	211	592	803	9.9	162	2.0	144	149	86	1547	19.1		
'02-03	81	41.6	662	1466	.452	251	295	.851	199	574	773	9.5	198	2.4	157	185	95	1716	21.2		
'03-04	79	40.7	590	1341	.440	228	268	.851	212	525	737	9.3	214	2.7	156	167	104	1498	19.0		
'04-05	81	38.8	613	1289	.476	229	275	.833	235	680	915	11.3	154	1.9	125	163	119	1569	19.4		
'05-06	81	40.3	716	1365	.525	241	298	.809	249	710	959	11.8	143	1.8	125	160	137	1769	21.8		
'06-07	80	37.6	561	1071	.524	201	248	.810	172	613	785	9.8	134	1.7	114	156	122	1403	17.5		
'07-08	47	36.4	304	578	.526	77	108	.713	86	378	464	9.9	98	2.1	49	95	70	743	15.8		
TOTALS	660	37.8	4879	10136	.481	1724	2092	.824	1689	4927	6616	10.0	1332	2.0	1050	1245	894	12134	18.4		

PLAYOFFS

'99-00	9	31.2	36	86	.419	9	11	.818	21	58	79	8.8	7	0.8	7	6	14	82	9.1
'00-01	4	34.8	23	62	.371	12	14	.857	10	23	33	8.3	3	0.8	6	6	6	59	14.8
'02-03	6	47.0	40	10	.374	22	26	.846	21	49	70	11.7	12	2.0	13	11	11	111	18.5
'04-05	15	42.3	108	223	.484	30	39	.769	46	131	177	11.8	23	1.5	21	21	26	264	17.6
'05-06	20	42.5	163	333	.489	59	67	.881	57	176	233	11.7	31	1.6	22	37	23	407	20.4
'06-07	11	41.4	76	152	.500	22	33	.667	27	87	114	10.4	13	1.2	12	16	19	186	16.9
TOTALS	65	40.6	446	963	.463	154	190	.811	182	524	706	10.9	89	1.4	81	97	99	1109	17.1

4	Sean Marks										6'10"		250 lbs.		F/C	California					
Acquired: Signed as free agent 11/27/84.												Departed: Contract expired on 6/30/08.									
YEAR	G	MIN	FGM	FGA	PCT	FTM	FTA	PCT	OR	DR	TR	AVG	AST	AVG	TO	STL	BLK	PTS	AVG		
'06-07	3	5.7	2	6	.333	2	2	1.000	0	3	3	1.0	0	0.0	0	0	1	6	2.0		
'07-08	19	6.8	23	43	.535	12	19	.632	9	27	36	1.9	4	0.2	8	3	10	59	3.1		
TOTALS	22	6.7	25	49	.510	14	21	.667	9	30	39	1.8	4	0.2	8	3	11	65	3.0		

PLAYOFFS

'07-08	1	3.0	0	0	—	0	0	—	0	0	0	0.0	0	0.0	0	0	0	0	0.0
--------	---	-----	---	---	---	---	---	---	---	---	---	-----	---	-----	---	---	---	---	-----

26	Bill Martin										6'7"		205 lbs.		F	Georgetown					
Acquired: Signed as free agent 6/11/87.												Departed: Waived 12/26/87.									
YEAR	G	MIN	FGM	FGA	PCT	FTM	FTA	PCT	OR	DR	TR	AVG	AST	AVG	TO	STL	BLK	PTS	AVG		
'87-88	10	10.1	16	51	.314	8	13	.615	9	18	27	2.7	6	0.6	9	5	0	40	4.0		

0	Walter McCarty										6'10"		230 lbs.		F	Kentucky					
Acquired: From Boston 2/8/05 for 2005 2nd rd. pick (via Golden State).												Departed: Contract expired 6/30/05.									
YEAR	G	MIN	FGM	FGA	PCT	FTM	FTA	PCT	OR	DR	TR	AVG	AST	AVG	TO	STL	BLK	PTS	AVG		
'04-05	28	12.6	33	85	.388	7	14	.500	8	53	61	2.2	11	0.4	19	10	6	98	3.5		
'04-05	8	6.9	2	9	.222	0	2	.000	0	6	6	0.8	3	0.4	1	2	2	6	0.8		

PLAYOFFS

'04-05	8	6.9	2	9	.222	0	2	.000	0	6	6	0.8	3	0.4	1	2	2	6	0.8
--------	---	-----	---	---	------	---	---	------	---	---	---	-----	---	-----	---	---	---	---	-----

12	Ted McClain										6'3"		185 lbs.		G	Tennessee State					
Acquired: Signed as free agent 1/15/79.												Departed: Waived 9/4/79.									
YEAR	G	MIN	FGM	FGA	PCT	FTM	FTA	PCT	OR	DR	TR	AVG	AST	AVG	TO	STL	BLK	PTS	AVG		
'78-79	36	12.9	62	132	.470	42	46	.913	25	44	69	1.9	60	1.7	54	19	0	166	4.6		

PLAYOFFS

'78-79	14	7.4	15	34	.441	13	16	.813	5	11	16	1.1	13	0.9	16	6	0	43	3.1
--------	----	-----	----	----	------	----	----	------	---	----	----	-----	----	-----	----	---	---	----	-----

21	George McCloud										6'8"		225 lbs.		F	Florida State					
Acquired: Signed as free agent 8/27/97.												Departed: Contract expired on 6/30/99.									
YEAR	G	MIN	FGM	FGA	PCT	FTM	FTA	PCT	OR	DR	TR	AVG	AST	AVG	TO	STL	BLK	PTS	AVG		
'97-98	63	19.3	173	427	.405	39	51	.765	45	173	218	3.5	84	1.3	63	54	13	456	7.2		
'98-99	48	25.9	142	324	.438	75	87	.862	34	128	162	3.4	79	1.6	49	45	14	428	8.9		
TOTALS	111	22.1	315	751	.419	114	138	.826	79	301	380	3.4	163	1.5	102	99	27	884	8.0		

PLAYOFFS

'97-98	4	31.5	21	41	.512	3	4	.750	2	17	19	4.8	8	2.0	6	1	1	57	14.3
'98-99	3	26.7	13	30	.433	7	10	.700	2	11	13	4.3	2	0.7	3	5	0	42	14.0
TOTALS	7	29.4	34	71	.479	10	14	.714	4	28	32	4.6	10	1.4	9	6	1	99	14.1

8	John McCullough										6'4"		195 lbs.		G	Oklahoma					
Acquired: Signed as free agent 10/26/81.												Departed: Waived 12/18/81.									
YEAR	G	MIN	FGM	FGA	PCT	FTM	FTA	PCT	OR	DR	TR	AVG	AST	AVG	TO	STL	BLK	PTS	AVG		
'81-82	8	2.9	9	13	.692	3	5	.600	1	3	4	0.5	3	0.4	3	2	0	21	2.6		

35	Xavier McDaniel										6'8"		205 lbs.		F	Wichita State					
Acquired: From Seattle 12/7/90 for Eddie Johnson, two 1st rd. picks.												Departed: To New York 10/1/91 for Trent Tucker, Jerrod Mustaf and two 2nd rd. picks.									
YEAR	G	MIN	FGM	FGA	PCT	FTM	FTA	PCT	OR	DR	TR	AVG	AST	AVG	TO	STL	BLK	PTS	AVG		
'90-91	66	31.9	451	896	.503	144	198	.727	137	339	476	7.2	149	2.3	144	50	42	1046	15.8		

PLAYOFFS

'90-91	4	25.3	17	41	.415	4	6	.667	4	11	15	3.8	5	1.3	10	0	2	38	9.5
--------	---	------	----	----	------	---	---	------	---	----	----	-----	---	-----	----	---	---	----	-----



2011-12 PHOENIX SUNS

34/14 Antonio McDyess 6'9" 220 lbs. F Alabama

Acquired: From Denver 10/1/97 in three-team deal. Suns sent Wesley Person & Tony Dumas to Cleveland & four draft picks to Denver: two 1st rd. picks (their own in 1998 & Milwaukee's in either 1998 or 1999) & two 2nd rd. picks (2000 & 2002). Cleveland also sent a 1st rd. pick to Denver; From New York 1/5/04 with Howard Eisley, Charlie Ward, Maciej Lampe, draft rights to Milos Vujanic, two future 1st rd. picks, cash for Stephon Marbury, Anfernee Hardaway, Cezary Trybanski. **Departed:** Contract expired on 6/30/98. Contract expired on 6/30/04.

YEAR	G	MIN	FGM	FGA	PCT	FTM	FTA	PCT	OR	DR	TR	AVG	AST	AVG	TO	STL	BLK	PTS	AVG
'97-98	81	30.1	4.97	9.27	.536	2.31	3.29	.702	206	407	613	7.6	106	1.3	142	100	135	122.5	15.1
'03-04	24	21.1	6.1	12.6	.484	1.6	3.1	.516	39	99	138	5.8	16	0.7	30	25	13	138	5.8
TOTALS	105	28.1	558	1053	.525	247	360	.686	245	506	751	7.2	122	1.2	172	125	148	1363	13.0

PLAYOFFS

'97-98	4	36.8	31	65	.477	9	14	.643	18	35	53	13.3	4	1.0	5	2	6	71	17.8
--------	---	------	----	----	------	---	----	------	----	----	----	------	---	-----	---	---	---	----	------

40 Mike McGee 6'5" 207 lbs. G Michigan

Acquired: Signed as free agent 3/26/90. **Departed:** Waived 7/1/90.

YEAR	G	MIN	FGM	FGA	PCT	FTM	FTA	PCT	OR	DR	TR	AVG	AST	AVG	TO	STL	BLK	PTS	AVG
'89-90	14	20.0	4.2	8.7	.483	1.0	2.1	.476	11	25	36	2.6	16	1.1	14	8	1	102	7.3

PLAYOFFS

'89-90	10	4.4	7	20	.350	1	4	.250	1	3	4	0.4	2	0.2	—	1	1	18	1.8
--------	----	-----	---	----	------	---	---	------	---	---	---	-----	---	-----	---	---	---	----	-----

40 Stan McKenzie 6'5" 195 lbs. G New York U.

Acquired: 1968 NBA Expansion Draft from Baltimore. **Departed:** 1970 NBA Expansion Draft by Portland.

YEAR	G	MIN	FGM	FGA	PCT	FTM	FTA	PCT	OR	DR	TR	AVG	AST	AVG	TO	STL	BLK	PTS	AVG
'68-69	80	19.6	2.64	6.18	.427	2.19	2.87	.763	—	—	251	3.1	123	1.5	—	—	—	747	9.3
'69-70	58	9.1	8.1	20.6	.393	5.8	7.3	.795	—	—	93	1.6	52	0.9	—	—	—	220	3.8
TOTALS	138	15.2	345	824	.419	277	360	.769	—	—	344	2.5	175	1.3	—	—	—	967	7.0

PLAYOFFS

'69-70	7	10.1	8	29	.276	4	5	.800	—	—	9	1.3	3	0.4	—	—	—	20	2.9
--------	---	------	---	----	------	---	---	------	---	---	---	-----	---	-----	---	---	---	----	-----

34 McCoy McLemore 6'7" 235 lbs. F Drake

Acquired: 1968 NBA Expansion Draft from Chicago. **Departed:** To Detroit 12/17/68 for Jim Fox & 3rd rd. pick.

YEAR	G	MIN	FGM	FGA	PCT	FTM	FTA	PCT	OR	DR	TR	AVG	AST	AVG	TO	STL	BLK	PTS	AVG
'68-69	31	22.9	1.41	3.66	.385	8.5	11.0	.773	—	—	168	5.4	50	1.6	—	—	—	367	11.8

23 Paul McPherson 6'2" 225 lbs. G DePaul

Acquired: Signed as free agent 8/23/00. **Departed:** To Golden State 1/26/01 with Corie Blount, Ruben Garces for Vinny Del Negro.

YEAR	G	MIN	FGM	FGA	PCT	FTM	FTA	PCT	OR	DR	TR	AVG	AST	AVG	TO	STL	BLK	PTS	AVG
'00-01	33	9.3	4.7	9.6	.490	1.8	2.4	.750	20	28	48	1.5	64	0.5	23	12	3	112	3.4

25 Gary Melchionni 6'3" 185 lbs. G Duke

Acquired: 2nd rd., 1973 NBA Draft (38th Overall). **Departed:** Waived 10/24/75.

YEAR	G	MIN	FGM	FGA	PCT	FTM	FTA	PCT	OR	DR	TR	AVG	AST	AVG	TO	STL	BLK	PTS	AVG
'73-74	69	18.1	2.02	4.39	.460	9.2	10.7	.860	46	96	142	2.1	142	2.1	—	41	9	496	7.2
'74-75	68	22.5	2.32	5.39	.430	1.14	1.41	.809	45	142	187	2.8	156	2.3	—	48	12	578	8.5
TOTALS	137	20.3	434	978	.443	206	248	.831	91	238	329	2.4	298	2.2	—	89	21	1074	7.8

40 Loren Meyer 6'10" 260 lbs. F Iowa State

Acquired: From Dallas 12/26/96 with Jason Kidd, Tony Dumas for Sam Cassell, Michael Finley, A.C. Green, 2nd rd. pick. **Departed:** Contract expired on 6/30/98.

YEAR	G	MIN	FGM	FGA	PCT	FTM	FTA	PCT	OR	DR	TR	AVG	AST	AVG	TO	STL	BLK	PTS	AVG
'96-97	54	13.1	1.08	2.44	.443	4.6	6.4	.719	53	92	145	2.7	19	0.4	62	11	15	266	4.9

20 Marko Milic 6'6" 235 lbs. G/F Smelt Olimpija

Acquired: From Philadelphia 11/21/97 for Tom Chambers. **Departed:** Contract expired on 6/30/99.

YEAR	G	MIN	FGM	FGA	PCT	FTM	FTA	PCT	OR	DR	TR	AVG	AST	AVG	TO	STL	BLK	PTS	AVG
'97-98	33	4.9	3.9	6.4	.609	1.1	1.7	.647	10	15	25	0.8	12	0.4	21	10	0	92	2.8
'98-99	11	4.8	8	20	.400	0	0	—	3	2	5	0.5	2	0.2	6	3	1	16	1.5
TOTALS	44	4.8	47	84	.560	11	17	.647	13	17	30	0.7	14	0.3	27	13	1	108	2.5

PLAYOFFS

'97-98	2	2.0	2	3	.667	0	0	—	0	1	1	0.5	0	—	0	1	0	4	2.0
--------	---	-----	---	---	------	---	---	---	---	---	---	-----	---	---	---	---	---	---	-----

8 Oliver Miller 6'9" 315 lbs. C Arkansas

Acquired: 1st rd., 1992 NBA Draft (22nd Overall); Signed as free agent 8/1/99. **Departed:** Signed as free agent 9/20/94 by Detroit; Contract expired on 6/30/00.

YEAR	G	MIN	FGM	FGA	PCT	FTM	FTA	PCT	OR	DR	TR	AVG	AST	AVG	TO	STL	BLK	PTS	AVG
'92-93	56	19.0	1.21	2.55	.475	7.1	10.0	.710	70	205	275	4.9	118	2.1	108	38	100	313	5.6
'93-94	69	25.9	2.77	4.55	.609	8.0	13.7	.584	140	336	476	6.9	244	3.5	164	83	156	636	9.2
'99-00	51	21.3	1.37	2.33	.588	4.9	7.3	.671	87	174	261	5.1	68	1.3	74	42	80	323	6.3
TOTALS	176	22.4	535	943	.567	200	310	.645	297	715	1012	5.8	430	2.4	272	163	336	1272	7.2

PLAYOFFS

'92-93	24	21.4	7.1	12.1	.587	3.1	5.5	.564	33	91	124	5.2	51	2.1	42	21	59	173	7.2
'93-94	10	14.6	1.6	2.7	.593	3	7	.429	14	30	44	4.4	13	1.3	13	6	12	35	3.5
'99-00	7	5.3	2	9	.222	2	4	.500	2	6	8	1.1	1	0.1	2	0	2	6	0.9
TOTALS	41	16.7	89	157	.567	36	66	.545	49	127	156	3.8	65	1.6	57	27	73	214	5.2

34 Otto Moore 6'11" 220 lbs. F Pan American

Acquired: From Detroit 4/12/71 for future considerations. **Departed:** To Houston 4/7/72 for 1st rd. pick.

YEAR	G	MIN	FGM	FGA	PCT	FTM	FTA	PCT	OR	DR	TR	AVG	AST	AVG	TO	STL	BLK	PTS	AVG
'71-72	81	16.24	2.60	5.97	.436	9.4	15.6	.603	—	—	540	6.7	88	1.1	—	—	—	614	7.6

Suns All-Time Roster

BRING YOUR GAME FACE

53 Ron Moore **6'10"** **245 lbs.** **F** **West Virginia State**

Acquired: From Detroit 2/24/88 with 2nd rd. pick for James Edwards. Departed: Contract expired on 8/29/88.

YEAR	G	MIN	FGM	FGA	PCT	FTM	FTA	PCT	OR	DR	TR	AVG	AST	AVG	TO	STL	BLK	PTS	AVG
'87-88	5	6.8	5	16	.313	4	4	1.000	0	6	6	1.2	0	0.0	1	3	0	14	2.8

34 Chris Morris **6'8"** **228 lbs.** **F** **Auburn**

Acquired: Signed as free agent 2/3/99. Departed: Contract expired on 6/30/99.

YEAR	G	MIN	FGM	FGA	PCT	FTM	FTA	PCT	OR	DR	TR	AVG	AST	AVG	TO	STL	BLK	PTS	AVG
'98-99	44	12.2	64	149	.430	40	46	.870	54	67	121	2.8	23	0.5	21	16	11	184	4.2

PLAYOFFS

'98-99	G	MIN	FGM	FGA	PCT	FTM	FTA	PCT	OR	DR	TR	AVG	AST	AVG	TO	STL	BLK	PTS	AVG
1	10.0	2	2	1.000	0	2	.000	0	1	1	1.0	0	0.0	0	0	0	0	5	5.0

32 Mike Morrison **6'4"** **195 lbs.** **G** **Loyola (Md.)**

Acquired: 2nd rd., 1989 NBA Draft (51st Overall). Departed: To Washington 9/28/90 for 2nd rd. pick.

YEAR	G	MIN	FGM	FGA	PCT	FTM	FTA	PCT	OR	DR	TR	AVG	AST	AVG	TO	STL	BLK	PTS	AVG
'89-90	36	4.3	23	68	.338	24	30	.800	7	13	20	0.6	11	0.3	23	2	0	72	2.0

0 Jerrod Mustaf **6'10"** **245 lbs.** **F** **Maryland**

Acquired: From NY 10/1/91 with Trent Tucker & two 2nd rd. picks for Xavier McDaniel. Departed: Waived 9/15/94.

YEAR	G	MIN	FGM	FGA	PCT	FTM	FTA	PCT	OR	DR	TR	AVG	AST	AVG	TO	STL	BLK	PTS	AVG
'91-92	52	10.5	92	193	.477	49	71	.690	45	100	145	2.8	45	0.9	51	21	16	233	4.5
'92-93	32	10.5	57	130	.438	33	53	.623	29	54	83	2.6	10	0.3	22	14	11	147	4.6
'93-94	33	5.9	30	84	.357	13	22	.591	20	35	55	1.7	8	0.2	10	4	5	73	2.2
TOTALS	117	9.2	179	407	.439	95	146	.651	94	189	283	2.4	63	0.5	83	39	32	453	3.9

PLAYOFFS

'92-93	G	MIN	FGM	FGA	PCT	FTM	FTA	PCT	OR	DR	TR	AVG	AST	AVG	TO	STL	BLK	PTS	AVG
7	1.4	3	5	.600	0	0	—	0	2	2	0.3	0	—	0	0	1	6	0.9	

22 Larry Nance **6'10"** **217 lbs.** **F** **Clemson**

Acquired: 1st rd., 1981 NBA Draft (20th Overall). Departed: To Cleveland 2/25/88 with Mike Sanders and Detroit's 1st rd. pick for Kevin Johnson, Mark West, Cleveland's 1st & 2nd rd. picks and Lakers' 2nd rd. pick.

YEAR	G	MIN	FGM	FGA	PCT	FTM	FTA	PCT	OR	DR	TR	AVG	AST	AVG	TO	STL	BLK	PTS	AVG
'81-82	80	14.8	227	436	.521	75	117	.641	95	161	256	3.2	82	1.0	104	42	71	529	6.6
'82-83	82	35.5	588	1069	.550	193	287	.672	239	471	710	8.7	197	2.4	190	99	217	1370	16.7
'83-84	82	35.4	601	1044	.576	249	352	.707	227	451	678	8.3	214	2.6	177	86	173	1451	17.7
'84-85	61	36.1	515	877	.587	180	254	.709	195	341	536	8.8	159	2.6	136	88	104	1211	19.9
'85-86	73	34.0	582	1001	.581	310	444	.698	169	449	618	8.5	240	3.3	210	70	130	1474	20.2
'86-87	69	37.2	585	1062	.551	381	493	.773	188	411	599	8.7	233	3.4	149	86	148	1552	22.5
'87-88	40	36.9	327	616	.531	187	249	.751	119	275	394	9.9	123	3.1	106	45	96	843	21.1
TOTALS	487	32.3	3425	6105	.561	1575	2196	.717	1232	2559	3791	7.8	1248	2.6	1072	516	939	8430	17.3

PLAYOFFS

'81-82	G	MIN	FGM	FGA	PCT	FTM	FTA	PCT	OR	DR	TR	AVG	AST	AVG	TO	STL	BLK	PTS	AVG
7	18.3	25	41	.610	4	8	.500	13	19	32	4.6	7	1.0	12	10	11	54	7.7	
'82-83	3	34.3	14	35	.400	4	10	.800	10	15	25	8.3	3	1.0	6	3	6	36	12.0
'83-84	17	37.2	118	200	.590	51	76	.671	51	97	148	8.7	40	2.4	31	16	34	287	16.9
TOTALS	27	32.0	157	276	.569	63	94	.670	74	131	205	7.6	50	1.9	49	29	51	387	14.0

45 Ed Nely **6'7"** **240 lbs.** **F** **Kansas State**

Acquired: From Chicago 12/14/88 with 2nd rd. pick for Craig Hodges. Departed: Waived 11/5/92.

YEAR	G	MIN	FGM	FGA	PCT	FTM	FTA	PCT	OR	DR	TR	AVG	AST	AVG	TO	STL	BLK	PTS	AVG
'88-89	30	5.5	8	29	.276	3	7	.429	18	37	55	1.8	8	0.3	6	4	0	19	0.6
'90-91	55	10.4	45	97	.464	28	38	.737	44	107	151	2.7	36	0.7	19	24	4	123	2.2
'91-92	52	9.7	62	121	.512	16	24	.667	25	86	111	2.1	37	0.7	17	16	2	160	3.1
TOTALS	137	9.1	115	247	.466	47	69	.681	87	230	317	2.3	81	0.6	42	44	6	302	2.2

PLAYOFFS

'88-89	G	MIN	FGM	FGA	PCT	FTM	FTA	PCT	OR	DR	TR	AVG	AST	AVG	TO	STL	BLK	PTS	AVG
4	1.5	1	3	.333	0	0	.000	1	2	3	0.8	0	0.0	0	0	0	0	2	0.5
'90-91	2	10.0	1	5	.200	0	0	.000	2	3	2.5	0	0.0	1	0	0	0	2	1.0
'91-92	8	8.4	7	18	.389	4	4	1.00	4	14	18	2.3	4	0.5	0	3	0	23	2.9
TOTALS	14	3.1	9	26	.346	4	4	1.00	7	19	26	1.9	4	0.3	1	3	0	27	1.9

40 Mike Niles **6'6"** **225 lbs.** **F** **Cal-State Fullerton**

Acquired: Signed as free agent 7/8/80. Departed: Waived 6/18/81.

YEAR	G	MIN	FGM	FGA	PCT	FTM	FTA	PCT	OR	DR	TR	AVG	AST	AVG	TO	STL	BLK	PTS	AVG
'80-81	44	5.3	48	138	.348	17	37	.459	26	32	58	1.3	15	0.3	25	8	1	115	2.6

PLAYOFFS

'80-81	G	MIN	FGM	FGA	PCT	FTM	FTA	PCT	OR	DR	TR	AVG	AST	AVG	TO	STL	BLK	PTS	AVG
2	2.0	0	5	.000	0	0	.000	0	0	0	0.0	0	0.0	0	1	0	0	0	

11 Jimmy Oliver **6'5"** **208 lbs.** **G** **Purdue**

Acquired: Signed as free agent 4/1/99. Departed: Waived 4/7/99.

YEAR	G	MIN	FGM	FGA	PCT	FTM	FTA	PCT	OR	DR	TR	AVG	AST	AVG	TO	STL	BLK	PTS	AVG
'98-99	2	5.5	1	3	.333	0	0	—	0	0	0	0.0	0	0.0	0	0	0	3	1.5

32 Shaquille O'Neal **7'1"** **325 lbs.** **C** **Louisiana State**

Acquired: From Miami 2/6/08 in exchange for Shawn Marion and Marcus Banks. Departed: To Cleveland 6/25/09 for Ben Wallace, Sasha Pavlovic, a future conditional second-round pick and cash considerations.

YEAR	G	MIN	FGM	FGA	PCT	FTM	FTA	PCT	OR	DR	TR	AVG	AST	AVG	TO	STL	BLK	PTS	AVG
'07-08	28	28.7	140	229	.611	82	160	.512	67	229	296	10.6	48	1.7	83	13	34	362	12.9
'08-09	75	30.0	512	841	.609	309	519	.595	187	446	633	8.4	126	1.7	168	49	108	1333	17.8
TOTALS	103	29.7	652	1070	.609	391	679	.576	254	675	929	9.2	174	1.7	251	62	142	1695	16.5

PLAYOFFS

'07-08	G	MIN	FGM	FGA	PCT	FTM	FTA	PCT	OR	DR	TR	AVG	AST	AVG	TO	STL	BLK	PTS	AVG
5	30.0	22	50	.440	32	64	.500	13	33	46	9.2	5	1.0	9	5	13	76	15.2	



45/46 Bo Outlaw 6'8" 220 lbs. F Houston

Acquired: From Orlando 11/16/01 with 1st rd. pick in three-team deal with Orlando, L.A. Clippers that sent Jud Buechler to Orlando and Vinny Del Negro to L.A. Clippers; Signed as free agent 11/8/04. **Departed:** To Memphis 9/30/03 with Jake Tsakalidis for Brevin Knight, Robert Archibald, Cezary Trybanski; Contract expired 6/30/05.

YEAR	G	MIN	FGM	FGA	PCT	FTM	FTA	PCT	OR	DR	TR	AVG	AST	AVG	TO	STL	BLK	PTS	AVG
'01-02	73	24.2	153	278	.550	35	84	.417	132	203	335	4.6	122	1.7	85	61	83	342	4.7
'02-03	80	22.5	153	278	.550	72	116	.621	134	234	368	4.6	112	1.4	76	50	71	378	4.7
'04-05	39	5.5	12	34	.353	5	9	.556	16	37	53	1.4	13	0.3	8	6	12	29	0.7
TOTALS	192	19.7	318	590	.539	112	209	.536	282	474	740	3.9	247	1.3	169	117	166	749	3.9

PLAYOFFS

'02-03	6	11.7	1	10	.100	2	4	.500	6	7	13	2.2	5	0.8	6	1	1	4	0.7
'04-05	1	2.0	0	1	.000	0	0	—	0	0	0	0.0	1	1.0	0	1	0	0	0.0
TOTALS	7	10.3	1	11	.090	2	4	.500	6	7	13	1.9	6	0.9	6	2	1	4	0.6

45 Jim Owens 6'5" 205 lbs. G Arizona State

Acquired: 8th rd., 1973 NBA Draft (128th Overall). **Departed:** Waived 7/15/75.

YEAR	G	MIN	FGM	FGA	PCT	FTM	FTA	PCT	OR	DR	TR	AVG	AST	AVG	TO	STL	BLK	PTS	AVG
'73-74	17	5.9	21	39	.538	11	14	.786	1	8	9	0.5	15	0.9	—	5	0	53	3.1
'74-75	41	10.5	56	145	.386	12	16	.750	7	36	43	1.0	49	1.2	—	16	2	124	3.0
TOTALS	58	9.2	77	184	.418	23	30	.767	8	44	52	0.9	64	1.1	—	21	2	177	3.1

10 Milt Palacio 6'3" 195 lbs. G Colorado State

Acquired: From Boston 2/20/02 with Joe Johnson, Randy Brown and 2002 1st rd. pick (Casey Jacobsen) for Rodney Rogers and Tony Delk. **Departed:** To Cleveland 9/17/02 for a 2008 2nd rd. draft pick.

YEAR	G	MIN	FGM	FGA	PCT	FTM	FTA	PCT	OR	DR	TR	AVG	AST	AVG	TO	STL	BLK	PTS	AVG
'01-02	28	9.7	30	79	.380	18	23	.783	3	20	23	0.8	29	1.0	16	9	1	79	2.8

1/17 Smush Parker 6'4" 180 lbs. G Fordham

Acquired: Signed a 10-day contract 1/19/05. **Departed:** Waived 2/4/05.

YEAR	G	MIN	FGM	FGA	PCT	FTM	FTA	PCT	OR	DR	TR	AVG	AST	AVG	TO	STL	BLK	PTS	AVG
'04-05	5	6.8	7	15	.467	0	2	—	2	1	3	0.6	4	0.8	9	2	0	15	3.0

18 Curtis Perry 6'7" 220 lbs. F S.W. Missouri State

Acquired: From New Orleans Jazz 9/16/74 with Dennis Awtray, Nate Hawthorne and 1st rd. pick for Neal Walk and 2nd rd. pick. **Departed:** Retired 9/13/78.

YEAR	G	MIN	FGM	FGA	PCT	FTM	FTA	PCT	OR	DR	TR	AVG	AST	AVG	TO	STL	BLK	PTS	AVG
'74-75	79	34.0	437	917	.477	174	256	.719	347	593	940	11.9	186	2.4	—	108	78	1058	13.4
'75-76	71	31.7	386	776	.497	185	239	.732	197	487	684	9.6	182	2.6	—	84	66	947	13.3
'76-77	44	31.6	179	414	.432	112	142	.789	149	246	395	9.0	79	1.8	—	49	28	470	10.7
'77-78	45	18.2	110	243	.453	51	65	.785	87	163	250	5.6	48	1.1	63	34	22	271	6.0
TOTALS	239	29.9	1112	2350	.473	522	702	.744	780	1489	2269	9.5	495	2.1	63	275	194	2786	11.7

PLAYOFFS

'75-76	19	32.4	99	218	.454	44	68	.647	63	83	146	7.7	36	1.9	—	12	17	242	12.7
--------	----	------	----	-----	------	----	----	------	----	----	-----	-----	----	-----	---	----	----	-----	------

2 Elliot Perry 6'0" 160 lbs. G Memphis

Acquired: Signed as free agent 1/22/94; Signed as free agent 12/8/00. **Departed:** To Milwaukee 8/25/96 for Marty Conlon & 1st rd. pick; Contract expired on 6/30/01.

YEAR	G	MIN	FGM	FGA	PCT	FTM	FTA	PCT	OR	DR	TR	AVG	AST	AVG	TO	STL	BLK	PTS	AVG
'93-94	27	16.0	42	113	.372	21	28	.750	12	27	39	1.4	125	4.6	43	25	1	105	3.9
'94-95	82	24.1	306	588	.520	158	195	.810	51	100	151	1.8	394	4.8	163	156	4	795	9.7
'95-96	81	20.6	261	549	.475	151	194	.778	34	102	136	1.7	353	4.6	146	87	5	697	8.6
'00-01	43	10.7	60	129	.465	16	22	.727	8	34	42	1.0	74	1.7	32	19	1	137	3.2
TOTALS	233	19.5	669	1379	.486	346	439	.788	105	263	368	1.6	446	2.2	384	287	11	1734	7.4

PLAYOFFS

'93-94	4	3.3	1	7	.143	0	0	.000	0	0	0	0.0	1	0.3	0	0	1	2	0.5
'94-95	9	11.8	20	42	.476	20	25	.800	3	7	10	1.1	12	1.3	9	5	0	62	6.2
'95-96	4	12.8	7	14	.500	1	1	.000	0	2	2	0.5	12	3.0	0	2	0	14	3.5
'00-01	2	8.5	6	10	.600	1	1	1.000	1	3	4	2.0	4	2.0	0	2	0	13	6.5
TOTALS	19	9.8	34	73	.466	21	27	.778	4	12	16	0.8	29	1.5	9	9	1	91	4.8

34 Tim Perry 6'9" 220 lbs. F Temple

Acquired: 1st rd., 1988 NBA Draft (7th Overall). **Departed:** To Philadelphia 6/17/92 with Jeff Hornacek, Andrew Lang for Charles Barkley.

YEAR	G	MIN	FGM	FGA	PCT	FTM	FTA	PCT	OR	DR	TR	AVG	AST	AVG	TO	STL	BLK	PTS	AVG
'88-89	62	9.9	108	201	.537	40	65	.615	61	71	132	2.1	18	0.3	37	19	32	257	4.1
'89-90	60	10.2	100	195	.513	53	90	.589	79	73	152	2.5	17	0.3	47	21	22	254	4.2
'90-91	46	12.8	75	144	.521	43	70	.614	53	73	126	2.7	27	0.6	32	23	43	193	4.2
'91-92	80	31.0	413	789	.523	153	215	.712	204	347	551	6.9	134	1.7	141	44	116	982	12.3
TOTALS	248	17.3	696	1329	.524	289	440	.657	397	564	961	3.9	196	0.8	257	107	223	1686	6.8

PLAYOFFS

'88-89	4	4.3	2	4	.500	0	2	.000	1	1	2	0.5	0	0.0	1	2	1	4	1.0
'89-90	11	9.1	13	25	.520	8	18	.444	10	11	21	1.9	2	0.2	5	3	6	34	3.1
'91-92	8	23.1	38	63	.603	23	32	.719	12	27	39	4.9	11	1.4	14	3	6	99	12.4
TOTALS	23	13.1	53	92	.576	31	52	.596	23	39	62	2.7	13	0.6	20	8	13	137	6.0

BRING YOUR GAME FACE

11 Wesley Person 6'6" 185 lbs. G/F Auburn

Acquired: 1st rd., 1994 NBA Draft (23rd Overall). **Departed:** To Cleveland 10/1/97 with Tony Dumas in three-team deal with Denver. Suns received Antonio McDyess from Denver for two 1st rd. picks (1998; Milwaukee's in 98 or 99); two 2nd rd. picks (2000 & 2002) and cash. Cleveland also sent a future 1st rd. pick to Denver.

YEAR	G	MIN	FGM	FGA	PCT	FTM	FTA	PCT	OR	DR	TR	AVG	AST	AVG	TO	STL	BLK	PTS	AVG
'94-95	78	1800	309	638	.484	80	101	.792	67	134	201	2.6	105	1.3	79	48	24	814	10.4
'95-96	82	2609	390	877	.445	148	192	.771	56	265	321	3.9	138	1.7	89	55	22	1045	12.7
'96-97	80	2326	409	903	.453	91	114	.798	68	224	292	3.7	123	1.5	76	86	20	1080	13.5
TOTALS	240	6735	1180	2418	.458	319	407	.784	191	623	814	3.4	366	1.5	244	189	66	2939	12.2

PLAYOFFS

'94-95	10	247	34	83	.410	11	12	.917	9	12	21	2.1	11	1.1	9	3	2	96	9.6
'95-96	4	182	22	56	.393	4	5	.800	8	15	23	5.8	3	0.8	5	3	1	57	14.3
'96-97	5	163	25	53	.472	14	18	.778	5	28	33	6.6	6	1.2	4	4	3	78	15.6
TOTALS	19	593	81	192	.422	29	35	.829	22	55	77	4.1	20	1.1	18	10	6	231	12.2

52 Eric Piatkowski 6'7" 215 lbs. G/F Nebraska

Acquired: Signed as free agent 7/13/06. **Departed:** Contract expired on 6/30/08.

YEAR	G	MIN	FGM	FGA	PCT	FTM	FTA	PCT	OR	DR	TR	AVG	AST	AVG	TO	STL	BLK	PTS	AVG
'06-07	11	6.6	9	25	.360	2	2	1.000	2	7	9	0.8	4	0.4	5	0	1	27	2.5
'07-08	16	7.1	12	33	.364	4	4	1.000	1	11	12	0.8	10	0.6	6	0	1	39	2.4
TOTALS	27	6.9	21	58	.362	6	6	1.000	3	18	21	0.8	14	0.5	11	0	2	66	2.4

PLAYOFFS

'06-07	1	3.0	1	1	1.000	0	0	—	0	0	0	0.0	0	0.0	0	0	0	2	2.0
'07-08	1	2.0	0	0	—	0	0	—	0	0	0	0.0	0	0.0	0	0	0	0	0.0
TOTALS	2	2.5	1	1	1.000	0	0	—	0	0	0	0.0	0	0.0	0	0	0	2	1.0

12 Mickael Pietrus 6'6" 215 lbs. G/F Pau Orthez (France)

Acquired: From Orlando 12/18/10 with Marcin Gortat, Vince Carter, a 2011 first-round pick and cash considerations for Jason Richardson, Hedo Turkoglu and Earl Clark. **Departed:** Waived on Dec. 22, 2011

YEAR	G	MIN	FGM	FGA	PCT	FTM	FTA	PCT	OR	DR	TR	AVG	AST	AVG	TO	STL	BLK	PTS	AVG
'10-11	38	18.1	98	250	.392	36	51	.706	9	67	76	2.0	23	0.6	25	19	18	283	7.4

54 Ed Pinckney 6'9" 215 lbs. F Villanova

Acquired: 1st rd., 1985 NBA Draft (10th Overall). **Departed:** To Sacramento 6/19/87 with 2nd rd. pick for Eddie Johnson.

YEAR	G	MIN	FGM	FGA	PCT	FTM	FTA	PCT	OR	DR	TR	AVG	AST	AVG	TO	STL	BLK	PTS	AVG
'85-86	80	20.0	255	457	.558	171	254	.673	95	213	308	3.9	90	1.1	148	71	37	681	8.5
'86-87	80	28.1	290	497	.584	257	348	.739	179	401	580	7.3	116	1.5	135	86	54	837	10.5
TOTALS	160	24.1	545	954	.571	428	602	.711	274	614	888	5.6	206	1.3	283	157	91	1518	9.5

32 Charles Pittman 6'7" 220 lbs. F Maryland

Acquired: 3rd rd., 1982 NBA Draft (61st Overall). **Departed:** Signed 8/13/86 by Varese of Italian League.

YEAR	G	MIN	FGM	FGA	PCT	FTM	FTA	PCT	OR	DR	TR	AVG	AST	AVG	TO	STL	BLK	PTS	AVG
'82-83	28	6.1	19	40	.475	25	37	.676	13	18	31	1.1	7	0.3	22	2	7	63	2.3
'83-84	69	14.3	126	209	.603	69	101	.683	76	138	214	3.1	70	1.0	81	16	22	321	4.7
'84-85	68	14.7	107	227	.471	109	146	.747	90	137	227	3.3	69	1.0	100	20	21	323	4.8
'85-86	69	16.4	127	218	.583	99	141	.702	99	147	246	3.6	58	0.8	107	37	23	353	5.1
TOTALS	234	14.1	379	694	.546	302	425	.711	278	440	718	3.1	204	0.9	310	75	73	1060	4.5

PLAYOFFS

'82-83	1	1.0	0	0	0.000	0	0	0.000	0	0	0	0.0	0	0.0	0	0	0	0	0.0
'83-84	17	14.9	28	51	.549	18	29	.621	25	39	64	3.8	12	0.7	16	5	5	74	4.4
'84-85	3	27.3	14	23	.608	12	17	.706	6	13	19	6.3	9	3.0	9	0	3	40	13.3
TOTALS	21	16.0	42	74	.568	30	46	.652	31	52	83	4.0	21	1.0	25	5	8	114	5.4

31 Kurt Rambis 6'8" 213 lbs. F Santa Clara

Acquired: From Charlotte Hornets 12/13/89 with two 2nd rd. picks for Armon Gilliam. **Departed:** Waived 11/20/92.

YEAR	G	MIN	FGM	FGA	PCT	FTM	FTA	PCT	OR	DR	TR	AVG	AST	AVG	TO	STL	BLK	PTS	AVG
'89-90	58	25.1	132	257	.514	52	72	.722	108	297	405	7.0	107	1.8	75	68	27	316	5.4
'90-91	62	14.5	83	167	.497	60	85	.706	77	189	266	4.3	64	1.0	45	25	11	226	3.6
'91-92	28	13.6	38	82	.463	14	18	.778	23	83	106	3.8	37	1.3	25	12	14	90	3.2
'92-93	5	8.2	4	7	.571	1	2	1.000	2	4	6	1.2	1	0.2	6	3	0	9	1.8
TOTALS	153	18.1	257	513	.501	127	177	.718	210	573	783	5.1	209	1.4	151	108	52	641	4.2

PLAYOFFS

'89-90	16	24.1	24	54	.444	19	28	.679	39	84	123	7.7	22	1.4	17	8	8	67	4.2
'90-91	4	13.3	2	5	.400	0	0	0.000	8	6	14	3.5	4	1.0	4	5	1	4	1.0
TOTALS	20	21.9	26	59	.441	19	28	.679	47	90	137	6.9	26	1.3	21	13	9	71	3.6

24 Joe Reaves 6'5" 210 lbs. G Bethel

Acquired: 3rd rd., 1973 NBA Draft (42nd Overall). **Departed:** Waived 11/27/73.

YEAR	G	MIN	FGM	FGA	PCT	FTM	FTA	PCT	OR	DR	TR	AVG	AST	AVG	TO	STL	BLK	PTS	AVG
'73-74	7	5.4	6	11	.545	4	11	.364	2	6	8	1.1	1	0.1	—	0	2	16	2.3

14 Terrance Rencher 6'3" 185 lbs. G Texas

Acquired: From Miami 2/22/96 for Tony Smith. **Departed:** Contract expired on 6/30/96.

YEAR	G	MIN	FGM	FGA	PCT	FTM	FTA	PCT	OR	DR	TR	AVG	AST	AVG	TO	STL	BLK	PTS	AVG
'95-96	2	4.0	1	1	1.000	1	3	.333	0	2	2	1.0	0	0.0	2	0	1	3	1.5

2 0 1 1 - 1 2 P H O E N I X S U N S

2 Shawn Respert 6'2" 195 lbs. G Michigan State

Acquired: Signed as free agent 1/29/99. Departed: Waived 3/2/99.

YEAR	G	MIN	FGM	FGA	PCT	FTM	FTA	PCT	OR	DR	TR	AVG	AST	AVG	TO	STL	BLK	PTS	AVG
'98-99	12	8.3	13	36	.361	7	10	.700	2	11	13	1.1	8	0.7	5	5	0	37	3.1

23 Jason Richardson 6'6" 225 lbs. G Michigan State

Acquired: From Charlotte on 12/10/08 with Jared Dudley and a 2010 second-round pick for Raja Bell, Boris Diaw and Sean Singletary. Departed: To Orlando 12/18/10 with Hedo Turkoglu and Earl Clark for Vince Carter, Marcin Gortat, Mickael Pietrus, a 2011 first-round pick and cash considerations.

YEAR	G	MIN	FGM	FGA	PCT	FTM	FTA	PCT	OR	DR	TR	AVG	AST	AVG	TO	STL	BLK	PTS	AVG
'08-09	58	19.19	368	754	.488	112	144	.778	64	197	261	4.5	110	1.9	71	62	25	950	16.4
'09-10	79	24.85	473	998	.474	136	184	.739	81	323	404	5.1	143	1.8	92	66	33	1239	15.7
'10-11	25	7.96	183	389	.470	55	72	.764	33	78	111	4.4	36	1.4	30	27	3	483	19.3
TOTALS	162	5200	1024	2141	.478	303	400	.758	178	598	776	4.8	289	1.8	193	155	61	2672	16.5

PLAYOFFS

'09-10	16	5.33	112	223	.502	44	58	.759	18	69	87	5.4	17	1.1	10	17	4	316	19.8
--------	----	------	-----	-----	------	----	----	------	----	----	----	-----	----	-----	----	----	---	-----	------

3 Quentin Richardson 6'6" 230 lbs. G/F DePaul

Acquired: Signed as free agent 7/29/04. Departed: To New York 6/28/05 with the draft rights to Nate Robinson for Kurt Thomas and the draft rights to Dijon Thompson.

YEAR	G	MIN	FGM	FGA	PCT	FTM	FTA	PCT	OR	DR	TR	AVG	AST	AVG	TO	STL	BLK	PTS	AVG
'04-05	79	35.9	407	1045	.389	136	184	.739	91	388	479	6.1	158	2.0	102	96	27	1176	14.9

PLAYOFFS

'04-05	15	37.6	62	154	.403	23	46	.639	24	53	77	5.1	25	1.7	15	19	3	179	11.9
--------	----	------	----	-----	------	----	----	------	----	----	----	-----	----	-----	----	----	---	-----	------

12 Pat Riley 6'4" 210 lbs. G Kentucky

Acquired: From L.A. Lakers 11/3/75 for two 2nd rd. picks. Departed: Retired 9/21/76.

YEAR	G	MIN	FGM	FGA	PCT	FTM	FTA	PCT	OR	DR	TR	AVG	AST	AVG	TO	STL	BLK	PTS	AVG
'75-76	60	13.2	112	288	.389	54	74	.730	15	32	47	0.8	57	1.0	—	21	5	278	4.6

PLAYOFFS

'75-76	5	5.4	6	15	.400	1	1	1.000	—	—	0	—	5	1.0	—	—	—	13	2.6
--------	---	-----	---	----	------	---	---	-------	---	---	---	---	---	-----	---	---	---	----	-----

8 Rick Robey 6'10" 240 lbs. F Kentucky

Acquired: From Boston 6/27/83 with two 2nd rd. picks for Dennis Johnson and 3rd rd. pick. Departed: Contract expired on 7/31/86.

YEAR	G	MIN	FGM	FGA	PCT	FTM	FTA	PCT	OR	DR	TR	AVG	AST	AVG	TO	STL	BLK	PTS	AVG
'83-84	61	14.0	140	257	.545	61	88	.693	80	118	198	3.2	65	1.1	77	20	14	342	5.6
'84-85	4	12.0	2	9	.222	1	2	.500	3	5	8	2.0	5	1.3	8	2	0	5	1.3
'85-86	46	13.7	72	191	.377	33	48	.688	40	108	148	3.2	58	1.3	66	19	5	177	3.8
TOTALS	111	13.8	214	457	.468	95	138	.688	123	231	354	3.2	128	1.2	151	41	19	524	4.7

PLAYOFFS

'83-84	10	4.3	7	16	.438	4	8	.500	7	3	10	1.0	2	1.0	4	2	0	18	1.8
--------	----	-----	---	----	------	---	---	------	---	---	----	-----	---	-----	---	---	---	----	-----

30 Clifford Robinson 6'10" 225 lbs. F Connecticut

Acquired: Signed as free agent 8/25/97. Departed: To Detroit 7/18/01 for Jud Buechler and John Wallace.

YEAR	G	MIN	FGM	FGA	PCT	FTM	FTA	PCT	OR	DR	TR	AVG	AST	AVG	TO	STL	BLK	PTS	AVG
'97-98	80	29.5	429	895	.479	248	360	.689	152	258	410	5.1	170	2.1	140	92	90	1133	14.2
'98-99	50	34.8	299	629	.475	163	234	.697	68	158	226	4.5	128	2.6	88	75	59	819	16.4
'99-00	80	35.5	530	1142	.464	298	381	.782	105	254	359	4.5	224	2.8	166	90	61	1478	18.5
'00-01	82	33.5	501	1186	.422	253	357	.709	105	229	334	4.1	237	2.9	186	87	82	1345	16.4
TOTALS	292	33.2	1759	3852	.457	962	1332	.722	430	899	1329	4.6	759	2.6	580	344	396	4775	16.4

PLAYOFFS

'97-98	4	23.0	9	33	.273	7	9	.778	6	6	12	3.0	3	0.8	5	3	2	25	6.3
'98-99	3	39.0	19	40	.475	7	11	.636	7	9	16	5.3	8	2.7	7	6	1	47	15.7
'99-00	9	37.0	56	145	.386	33	45	.733	18	36	54	6.0	19	2.1	18	11	7	158	17.6
'00-01	4	28.5	21	50	.420	14	22	.636	6	10	16	4.0	4	1.0	9	6	2	60	15.0
TOTALS	20	32.8	105	268	.392	61	87	.701	37	61	98	4.9	34	1.7	39	26	12	290	14.5

21 Len "Truck" Robinson 6'7" 239 lbs. F Tennessee State

Acquired: From New Orleans Jazz 1/12/79 for Ron Lee, Marty Byrnes and two 1st rd. picks. Departed: To New York 7/7/82 for Maurice Lucas.

YEAR	G	MIN	FGM	FGA	PCT	FTM	FTA	PCT	OR	DR	TR	AVG	AST	AVG	TO	STL	BLK	PTS	AVG
'78-79	26	29.1	169	333	.508	79	123	.642	56	169	225	8.6	39	1.5	90	17	12	417	16.0
'79-80	82	30.0	545	1064	.512	325	487	.667	213	557	770	9.4	142	1.7	251	58	59	1415	17.3
'80-81	82	37.7	647	1280	.505	249	396	.629	216	573	789	9.6	206	2.5	250	68	38	1543	18.8
'81-82	74	37.1	579	1128	.513	255	371	.687	202	519	721	9.7	179	2.4	202	42	28	1414	19.1
TOTALS	264	34.3	1940	3805	.510	908	1377	.659	687	1818	2505	9.5	566	2.1	793	185	137	4789	18.1

PLAYOFFS

'78-79	15	26.1	56	139	.403	45	69	.652	38	83	121	8.1	10	0.7	31	6	12	157	10.5
'79-80	3	21.3	6	16	.375	5	7	.714	5	15	20	6.7	4	1.3	8	3	2	17	5.7
'80-81	7	33.3	27	77	.351	20	34	.588	23	52	75	10.7	13	1.9	13	5	2	74	10.6
'81-82	7	30.4	45	80	.563	3	10	.300	14	39	53	7.6	19	2.7	10	5	1	93	13.3
TOTALS	32	28.2	134	312	.429	73	120	.608	80	189	269	8.4	46	1.4	62	19	17	341	10.7

20 Rumeal Robinson 6'2" 195 lbs. G Michigan

Acquired: From L.A. Lakers 1/10/97 with Cedric Belfrage for Robert Horry and Joe Kleine. Departed: Waived 2/14/97.

YEAR	G	MIN	FGM	FGA	PCT	FTM	FTA	PCT	OR	DR	TR	AVG	AST	AVG	TO	STL	BLK	PTS	AVG
'96-97	12	7.3	16	34	.471	1	4	.250	1	6	7	0.6	8	0.7	5	1	0	36	3.0



Suns All-Time Roster

BRING YOUR GAME FACE

54 Rodney Rogers 6'7" 255 lbs. F Wake Forest

Acquired: Signed as free agent 8/3/99. Departed: To Boston 2/20/02 with Tony Delk for Joe Johnson, Randy Brown, Milt Palacio and a 2002 1st rd. pick (Casey Jacobsen).

YEAR	G	MIN	FGM	FGA	PCT	FTM	FTA	PCT	OR	DR	TR	AVG	AST	AVG	TO	STL	BLK	PTS	AVG
'99-00	82	27.9	428	881	.486	159	249	.639	138	309	447	5.5	170	2.1	163	94	47	1130	13.8
'00-01	82	26.6	377	876	.430	188	247	.761	94	265	359	4.4	180	2.2	151	97	47	998	12.2
'01-02	50	25.1	249	534	.466	82	99	.828	95	146	241	4.8	72	1.4	66	50	17	629	12.6
TOTALS	214	26.7	1054	2291	.460	429	595	.721	327	720	1047	4.9	422	2.0	380	241	111	2757	12.9

PLAYOFFS

'99-00	9	29.2	48	115	.417	23	31	.742	16	45	61	6.8	14	1.6	15	10	10	127	14.1
'00-01	4	20.5	12	40	.300	9	14	.643	3	11	14	3.5	2	0.5	5	2	3	35	8.8
TOTALS	13	26.5	60	155	.387	32	45	.711	19	56	75	5.8	16	1.2	20	12	13	162	12.5

8 Jalen Rose 6'8" 215 lbs. G/F Michigan

Acquired: Signed as free agent 11/7/06. Departed: Contract expired 6/30/07.

YEAR	G	MIN	FGM	FGA	PCT	FTM	FTA	PCT	OR	DR	TR	AVG	AST	AVG	TO	STL	BLK	PTS	AVG
'06-07	29	8.5	38	86	.442	11	12	.917	3	20	23	0.8	16	0.6	9	5	2	108	3.7

PLAYOFFS

'06-07	1	9.0	1	4	.250	0	0	.000	0	1	1	1.0	2	2.0	0	0	0	2	2.0
--------	---	-----	---	---	------	---	---	------	---	---	---	-----	---	-----	---	---	---	---	-----

8 Trevor Ruffin 6'1" 199 lbs. G Hawaii

Acquired: Signed as free agent 11/11/94. Departed: 1995 NBA Expansion Draft by Vancouver.

YEAR	G	MIN	FGM	FGA	PCT	FTM	FTA	PCT	OR	DR	TR	AVG	AST	AVG	TO	STL	BLK	PTS	AVG
'94-95	49	6.5	84	197	.426	27	38	.711	8	15	23	0.5	48	1.0	47	14	2	233	4.8

PLAYOFFS

'94-95	5	2.2	4	8	.500	1	5	.200	0	3	3	0.7	2	0.4	0	1	0	10	2.0
--------	---	-----	---	---	------	---	---	------	---	---	---	-----	---	-----	---	---	---	----	-----

51 Stefano Rusconi 6'9" 240 lbs. F Italy

Acquired: Rights from Cleveland 6/27/90 for rights to Milos Babic; signed 6/14/95. Departed: Waived 1/31/96.

YEAR	G	MIN	FGM	FGA	PCT	FTM	FTA	PCT	OR	DR	TR	AVG	AST	AVG	TO	STL	BLK	PTS	AVG
'95-96	7	4.3	3	9	.333	2	5	.400	3	3	6	0.9	3	0.4	3	0	2	8	1.1

11 Mike Sanders 6'6" 215 lbs. F UCLA

Acquired: Signed as free agent 12/19/83. Departed: To Cleveland 2/25/88 with Larry Nance and Detroit's 1st rd. pick for Kevin Johnson, Mark West, Cleveland's 1st & 2nd rd. picks and L.A. Lakers' 2nd rd. pick.

YEAR	G	MIN	FGM	FGA	PCT	FTM	FTA	PCT	OR	DR	TR	AVG	AST	AVG	TO	STL	BLK	PTS	AVG
'83-84	50	11.7	97	203	.478	29	42	.690	40	63	103	2.1	44	0.9	44	23	12	223	4.5
'84-85	21	19.9	85	175	.486	45	59	.763	38	51	89	4.2	29	1.4	34	23	4	215	10.2
'85-86	82	20.0	347	676	.513	208	257	.809	104	169	273	3.3	150	1.8	76	76	31	905	11.0
'86-87	82	20.2	357	722	.494	143	183	.781	101	170	271	3.3	126	1.5	61	61	23	859	10.5
'87-88	35	13.3	82	171	.480	39	53	.736	28	34	62	1.8	30	0.9	27	18	4	203	5.8
TOTALS	270	17.6	968	1947	.497	464	594	.781	311	487	798	3.0	379	1.4	242	201	74	2405	8.9

PLAYOFFS

'83-84	15	10.1	22	46	.478	16	17	.941	10	10	20	1.3	7	0.5	14	6	4	60	4.0
'84-85	3	30.3	22	37	.595	8	10	.800	8	7	15	5.0	10	3.3	9	5	0	52	17.3
TOTALS	18	13.5	44	83	.530	24	27	.889	18	17	35	1.9	17	0.9	23	11	4	112	6.2

55/15 Daniel Santiago 7'1" 256 lbs. C Varese (Italy)

Acquired: Signed as free agent 8/3/00. Departed: Waived 1/7/02.

YEAR	G	MIN	FGM	FGA	PCT	FTM	FTA	PCT	OR	DR	TR	AVG	AST	AVG	TO	STL	BLK	PTS	AVG
'00-01	54	10.8	64	134	.478	42	61	.689	35	67	102	1.9	11	0.2	47	17	21	170	3.1
'01-02	3	8.0	4	8	.500	0	0	—	0	7	7	2.3	2	0.7	1	0	2	8	2.7
TOTALS	57	10.6	68	142	.479	42	61	.689	35	74	109	1.9	13	0.2	48	17	23	178	3.1

PLAYOFFS

'00-01	1	12.0	1	2	.500	0	0	—	1	4	5	5.0	0	0.0	1	0	2	2	2.0
--------	---	------	---	---	------	---	---	---	---	---	---	-----	---	-----	---	---	---	---	-----

30 Fred Saunders 6'7" 210 lbs. F Syracuse

Acquired: 2nd rd., 1974 NBA Draft (31st Overall). Departed: Waived 2/11/76.

YEAR	G	MIN	FGM	FGA	PCT	FTM	FTA	PCT	OR	DR	TR	AVG	AST	AVG	TO	STL	BLK	PTS	AVG
'74-75	69	15.3	176	406	.433	66	95	.695	82	171	253	3.7	80	1.2	—	41	15	418	6.1
'75-76	17	8.6	28	64	.438	6	11	.545	11	26	37	2.2	13	0.8	—	5	1	62	3.6
TOTALS	86	14.0	204	470	.434	72	106	.679	93	197	290	3.4	93	1.1	—	46	16	480	5.6

24 Dan Schayes 6'11" 276 lbs. C Syracuse

Acquired: Signed as free agent 9/30/94. Departed: Signed as free agent by Miami 12/12/95.

YEAR	G	MIN	FGM	FGA	PCT	FTM	FTA	PCT	OR	DR	TR	AVG	AST	AVG	TO	STL	BLK	PTS	AVG
'94-95	69	11.9	126	248	.508	50	69	.725	57	151	208	3.0	89	1.3	64	20	37	303	4.4

PLAYOFFS

'94-95	10	14.6	11	29	.379	7	8	.875	4	16	20	2.0	8	0.8	8	3	3	29	2.9
--------	----	------	----	----	------	---	---	------	---	----	----	-----	---	-----	---	---	---	----	-----

54 Dale Schleuter 6'10" 235 lbs. F Colorado State

Acquired: Signed as free agent 12/7/76. Departed: To Portland 7/15/77 for 4th rd. pick.

YEAR	G	MIN	FGM	FGA	PCT	FTM	FTA	PCT	OR	DR	TR	AVG	AST	AVG	TO	STL	BLK	PTS	AVG
'76-77	39	8.6	26	72	.361	18	31	.581	30	50	80	2.1	38	1.0	—	8	8	70	1.8

2 0 1 1 - 1 2 P H O E N I X S U N S

14 Alvin Scott 6'7" 216 lbs. F Oral Roberts

Acquired: 7th rd., 1977 NBA Draft (137th Overall). Departed: Waived 10/14/85.

YEAR	G	MIN	FGM	FGA	PCT	FTM	FTA	PCT	OR	DR	TR	AVG	AST	AVG	TO	STL	BLK	PTS	AVG
'77-78	8	19.0	180	369	.488	132	211	.691	135	222	357	4.4	88	1.1	85	52	40	492	6.1
'78-79	81	21.4	212	396	.535	120	168	.714	104	256	360	4.4	126	1.6	99	80	62	544	6.7
'79-80	79	16.5	127	301	.422	95	122	.779	89	139	228	2.9	98	1.2	92	47	53	350	4.4
'80-81	82	17.4	173	348	.497	97	127	.764	101	167	268	3.3	114	1.4	77	60	70	444	5.4
'81-82	81	21.5	189	380	.497	108	148	.730	97	197	294	3.6	149	1.8	98	59	70	486	6.0
'82-83	81	14.1	124	259	.479	81	110	.736	60	164	224	2.8	97	1.2	64	48	31	329	4.1
'83-84	65	11.3	55	124	.444	56	72	.778	29	71	100	1.5	48	0.7	42	19	20	167	2.6
'84-85	77	16.1	111	259	.429	53	74	.716	46	115	161	2.1	127	1.6	39	39	25	276	3.6
TOTALS	627	17.3	1171	2436	.481	742	1012	.733	661	1331	1992	3.3	847	1.4	596	404	371	3088	4.9

PLAYOFFS

'77-78	2	18.5	4	8	.500	5	6	.833	2	4	6	3.0	3	1.5	2	2	0	13	6.5
'78-79	15	14.5	20	52	.385	13	21	.619	14	28	42	2.8	22	1.5	14	6	16	53	3.5
'79-80	8	17.5	17	33	.515	4	8	.500	8	14	22	2.8	10	1.3	7	4	5	38	4.8
'80-81	7	17.1	14	30	.467	10	15	.667	8	11	19	2.7	7	1.0	7	4	6	38	5.4
'81-82	7	18.1	14	32	.438	4	8	.500	8	8	16	2.3	14	2.0	5	8	13	32	4.6
'82-83	3	20.7	6	13	.462	2	2	1.000	4	8	12	4.0	5	1.7	4	2	5	14	4.7
'83-84	16	6.9	10	26	.385	4	6	.667	10	14	24	1.5	7	0.4	7	2	2	25	1.6
'84-85	3	21.3	3	12	.250	5	6	.833	3	5	8	2.7	10	3.3	6	1	4	11	3.7
TOTALS	61	14.4	88	206	.427	47	72	.653	57	92	149	2.4	78	1.3	52	29	51	224	3.7

33 Charlie Scott 6'6" 175 lbs. G North Carolina

Acquired: From Boston 3/14/72 for future considerations. Departed: To Boston 5/23/75 for Paul Westphal and two 2nd rd. picks.

YEAR	G	MIN	FGM	FGA	PCT	FTM	FTA	PCT	OR	DR	TR	AVG	AST	AVG	TO	STL	BLK	PTS	AVG
'71-72	6	29.5	48	113	.425	17	21	.810	—	—	23	3.8	26	4.3	—	—	—	113	18.8
'72-73	81	37.8	806	1809	.446	436	556	.784	—	—	342	4.2	495	6.1	—	—	—	2048	25.3
'73-74	52	38.5	538	1171	.459	246	315	.781	64	158	222	4.3	271	5.2	—	99	22	1322	25.4
'74-75	69	37.6	703	1594	.441	274	351	.781	72	201	273	4.0	311	4.5	—	111	24	1680	24.3
TOTALS	208	37.7	2095	4687	.447	973	1243	.783	136	359	860	4.1	1103	5.3	—	210	46	5163	24.8

4 Dennis Scott 6'8" 229 lbs. F Georgia Tech

Acquired: From Dallas 2/18/98 for Cedric Ceballos. Departed: Contract expired on 6/30/98.

YEAR	G	MIN	FGM	FGA	PCT	FTM	FTA	PCT	OR	DR	TR	AVG	AST	AVG	TO	STL	BLK	PTS	AVG
'97-98	29	17.0	71	162	.438	8	12	.667	8	42	50	1.7	24	0.8	12	10	7	181	6.2
PLAYOFFS																			
'97-98	4	15.5	7	17	.412	0	0	.000	2	6	8	2.0	1	0.3	2	1	0	17	4.3

17 Paul Shirley 6'10" 230 lbs. F Iowa State

Acquired: Signed as free agent 10/1/04; 1/23/05. Departed: Waived 11/3/04; Contract expired on 6/30/05.

YEAR	G	MIN	FGM	FGA	PCT	FTM	FTA	PCT	OR	DR	TR	AVG	AST	AVG	TO	STL	BLK	PTS	AVG
'04-05	9	3.3	5	11	.455	2	4	.500	1	1	2	0.2	3	0.3	1	0	0	12	1.3

34 John Shumate 6'9" 235 lbs. F Notre Dame

Acquired: 1st rd., 1974 NBA Draft (4th Overall). Departed: To Buffalo 2/1/76 for Garfield Heard and 2nd rd. pick.

YEAR	G	MIN	FGM	FGA	PCT	FTM	FTA	PCT	OR	DR	TR	AVG	AST	AVG	TO	STL	BLK	PTS	AVG
'75-76	43	21.6	186	338	.550	115	183	.628	61	179	240	5.6	62	1.4	—	44	16	487	11.3

29 Paul Silas 6'7" 220 lbs. F Creighton

Acquired: From Atlanta 5/8/69 for Gary Gregor. Departed: To Boston 9/19/72 to complete deal for Charlie Scott.

YEAR	G	MIN	FGM	FGA	PCT	FTM	FTA	PCT	OR	DR	TR	AVG	AST	AVG	TO	STL	BLK	PTS	AVG
'69-70	78	36.4	373	804	.464	250	412	.607	—	—	916	11.7	214	2.7	—	—	—	996	12.8
'70-71	81	36.3	338	789	.428	285	416	.685	—	—	1015	12.5	247	3.0	—	—	—	961	11.9
'71-72	80	38.5	485	1031	.470	433	560	.773	—	—	955	11.9	343	4.3	—	—	—	1403	17.5
TOTALS	239	37.1	1196	2624	.456	968	1388	.697	—	—	2886	12.1	804	3.4	—	—	—	3360	14.1

PLAYOFFS

'69-70	7	40.9	46	109	.422	21	32	.656	—	—	111	15.9	30	4.3	—	—	—	113	16.1
--------	---	------	----	-----	------	----	----	------	---	---	-----	------	----	-----	---	---	---	-----	------

19 Alvin Sims 6'4" 235 lbs. G Louisville

Acquired: Signed as free agent 4/28/99. Departed: Waived 5/4/99.

YEAR	G	MIN	FGM	FGA	PCT	FTM	FTA	PCT	OR	DR	TR	AVG	AST	AVG	TO	STL	BLK	PTS	AVG
'98-99	4	6.3	4	10	.400	2	5	.400	3	1	4	1.0	5	1.3	6	2	0	11	2.8

4 Courtney Sims 6'11" 245 lbs. C Michigan

Acquired: Signed 10-day contracts on 1/20/09 and 2/14/09. Departed: Contract expired on 2/25/09.

YEAR	G	MIN	FGM	FGA	PCT	FTM	FTA	PCT	OR	DR	TR	AVG	AST	AVG	TO	STL	BLK	PTS	AVG
'08-09	1	2.0	0	0	.000	0	0	.000	0	0	0	0.0	0	0.0	1	0	0	0	0.0

14 Sean Singletary 6'0" 185 lbs. G Virginia

Acquired: From Houston 8/25/08 in exchange for D.J. Strawberry. Departed: Traded along with Raja Bell and Boris Diaw to Charlotte on 12/10/08 in exchange for Jason Richardson, Jared Dudley and a 2010 second-round pick.

YEAR	G	MIN	FGM	FGA	PCT	FTM	FTA	PCT	OR	DR	TR	AVG	AST	AVG	TO	STL	BLK	PTS	AVG
'08-09	13	9.4	12	37	.324	6	6	1.000	5	11	16	1.2	12	0.9	5	6	0	34	2.6

BRING YOUR GAME FACE

54 **Brian Skinner** 6'9" 255 lbs. F/C Baylor

Acquired: Signed as free agent 10/1/07. Departed: Contract expired on 6/30/08.

YEAR	G	MIN	FGM	FGA	PCT	FTM	FTA	PCT	OR	DR	TR	AVG	AST	AVG	TO	STL	BLK	PTS	AVG
'07-08	66	12.8	92	198	.465	33	63	.524	63	175	238	3.6	15	0.2	39	21	77	219	3.3

PLAYOFFS

'07-08	4	5.3	2	4	.500	4	8	.500	0	3	3	0.8	0	0.0	0	0	3	8	2.0
--------	---	-----	---	---	------	---	---	------	---	---	---	-----	---	-----	---	---	---	---	-----

14 **Tony Smith** 6'4" 205 lbs. G Marquette

Acquired: Signed as free agent 11/1/95. Departed: To Miami 1/22/96 for Terrence Rencher.

YEAR	G	MIN	FGM	FGA	PCT	FTM	FTA	PCT	OR	DR	TR	AVG	AST	AVG	TO	STL	BLK	PTS	AVG
'95-96	34	15.5	70	173	.405	24	37	.649	24	32	56	1.6	86	2.5	40	21	5	189	5.6

10 **Dick Snyder** 6'5" 210 lbs. G Davidson

Acquired: 1968 Expansion Draft from Atlanta. Departed: To Seattle 10/26/69 for Art Harris.

YEAR	G	MIN	FGM	FGA	PCT	FTM	FTA	PCT	OR	DR	TR	AVG	AST	AVG	TO	STL	BLK	PTS	AVG
'68-69	81	26.0	399	846	.472	185	255	.725	—	—	328	4.0	211	2.6	—	—	—	983	12.1
'69-70	6	24.5	22	45	.489	7	8	.875	—	—	15	2.5	9	1.5	—	—	—	51	8.5
TOTALS	87	25.9	421	891	.473	192	263	.730	—	—	343	3.9	220	2.5	—	—	—	1034	11.9

40 **Ricky Sobers** 6'3" 198 lbs. G UNLV

Acquired: 1st rd., 1975 NBA Draft (16th Overall). Departed: To Indiana 9/6/77 for Don Buse.

YEAR	G	MIN	FGM	FGA	PCT	FTM	FTA	PCT	OR	DR	TR	AVG	AST	AVG	TO	STL	BLK	PTS	AVG
'75-76	78	24.3	280	623	.449	158	192	.823	80	179	259	3.3	215	2.8	—	106	7	718	9.2
'76-77	79	25.4	414	834	.496	243	289	.841	82	152	234	3.0	238	3.0	—	93	14	1071	13.6
TOTALS	157	24.9	694	1457	.476	401	481	.834	162	331	493	3.1	453	2.9	—	199	21	1789	11.4

PLAYOFFS

'75-76	19	29.6	96	205	.468	55	66	.833	20	43	63	3.3	79	4.2	—	18	6	247	13.0
--------	----	------	----	-----	------	----	----	------	----	----	----	-----	----	-----	---	----	---	-----	------

11 **Alex Stivrins** 6'8" 215 lbs. F Colorado

Acquired: Signed as free agent 9/29/92. Departed: Waived 12/26/92.

YEAR	G	MIN	FGM	FGA	PCT	FTM	FTA	PCT	OR	DR	TR	AVG	AST	AVG	TO	STL	BLK	PTS	AVG
'92-93	10	3.5	11	18	.611	0	0	0.000	2	6	8	0.8	1	0.1	5	1	1	22	2.2

1 **Amar'e Stoudemire** 6'10" 249 lbs. F/C Cypress Creek H.S. (Fla.)

Acquired: 1st rd., 2002 NBA Draft (ninth overall). Departed: To New York 7/9/10 in sign-and-trade.

YEAR	G	MIN	FGM	FGA	PCT	FTM	FTA	PCT	OR	DR	TR	AVG	AST	AVG	TO	STL	BLK	PTS	AVG
'02-03	82	31.3	392	830	.472	320	484	.661	250	471	721	8.8	78	1.0	189	62	87	1106	13.5
'03-04	55	36.9	411	865	.475	310	435	.713	157	339	496	9.0	78	1.4	177	64	89	1133	20.6
'04-05	80	36.1	747	1336	.559	583	795	.733	219	494	713	8.9	131	1.6	189	77	130	2080	26.0
'05-06	3	16.7	9	27	.333	8	9	.889	6	10	16	5.3	2	0.7	1	1	3	26	8.7
'06-07	82	32.8	607	1055	.575	457	585	.781	222	564	786	9.6	84	1.0	232	78	110	1671	20.4
'07-08	79	33.9	714	1211	.590	556	691	.805	178	541	719	9.1	118	1.5	174	64	163	1989	25.2
'08-09	53	36.8	404	749	.539	323	387	.835	116	314	430	8.1	104	2.0	150	49	57	1134	21.4
'09-10	82	34.6	704	1284	.557	487	632	.771	230	502	732	8.9	82	1.0	213	52	83	1896	23.1
TOTALS	516	34.3	3988	7337	.544	3044	4018	.758	1378	3235	4613	8.9	677	1.3	1325	447	722	11035	21.4

PLAYOFFS

'02-03	6	33.8	34	65	.523	16	28	.571	16	31	47	7.8	7	1.2	19	10	9	85	14.2
'04-05	15	40.1	153	284	.539	143	183	.781	60	100	160	10.7	18	1.2	47	10	30	449	29.9
'06-07	10	34.3	91	174	.523	70	91	.769	30	91	121	12.1	6	0.6	19	13	19	253	25.3
'07-08	5	40.8	48	99	.485	19	30	.633	15	30	45	9.0	2	0.4	14	7	12	116	23.2
'09-10	16	36.5	124	239	.519	107	142	.754	46	60	106	6.6	18	1.1	40	11	24	355	22.2
TOTALS	52	37.2	450	861	.523	355	474	.749	167	312	479	9.2	51	1.0	139	51	94	1258	24.2

23 **Paul Stovall** 6'4" 225 lbs. G Arizona State

Acquired: From L.A. Lakers 9/19/72 for two draft picks. Departed: Waived 9/14/73.

YEAR	G	MIN	FGM	FGA	PCT	FTM	FTA	PCT	OR	DR	TR	AVG	AST	AVG	TO	STL	BLK	PTS	AVG
'72-73	25	8.4	26	76	.342	24	38	.632	—	—	61	2.4	13	0.5	—	—	—	76	3.0

8 **D.J. Strawberry** 6'5" 201 lbs. G Maryland

Acquired: 2nd rd., 2007 NBA Draft (59th Overall). Departed: To Houston for Sean Singletary on 8/25/08.

YEAR	G	MIN	FGM	FGA	PCT	FTM	FTA	PCT	OR	DR	TR	AVG	AST	AVG	TO	STL	BLK	PTS	AVG
'07-08	33	8.2	29	92	.315	9	19	.474	9	19	28	0.8	30	0.9	11	12	6	73	2.2

PLAYOFFS

'07-08	1	5.0	0	4	.000	0	0	0.000	0	1	1	1.0	0	0.0	0	0	0	0	0.0
--------	---	-----	---	---	------	---	---	-------	---	---	---	-----	---	-----	---	---	---	---	-----

4 **Stromile Swift** 6'10" 220 lbs. F Louisiana State

Acquired: Signed as a free agent for the remainder of the season on 3/4/09. Departed: Contract expired 6/30/09.

YEAR	G	MIN	FGM	FGA	PCT	FTM	FTA	PCT	OR	DR	TR	AVG	AST	AVG	TO	STL	BLK	PTS	AVG
'08-09	13	9.3	15	41	.366	8	15	.533	11	22	33	2.5	2	0.2	9	4	6	39	3.0

4 **Aaron Swinson** 6'5" 230 lbs. G Auburn

Acquired: Signed as free agent 9/15/94. Departed: Waived 12/29/94.

YEAR	G	MIN	FGM	FGA	PCT	FTM	FTA	PCT	OR	DR	TR	AVG	AST	AVG	TO	STL	BLK	PTS	AVG
'94-95	9	5.7	10	18	.556	4	5	.800	3	5	8	0.9	3	0.3	5	1	0	24	2.7

1 **Yuta Tabuse** 5'9" 165 lbs. G BYU-Hawaii

Acquired: Signed as free agent 9/7/04. Departed: Waived 12/18/04.

YEAR	G	MIN	FGM	FGA	PCT	FTM	FTA	PCT	OR	DR	TR	AVG	AST	AVG	TO	STL	BLK	PTS	AVG
'04-05	4	4.3	1	6	.167	4	4	1.000	2	2	4	1.0	3	0.8	1	0	0	7	1.8

Suns All-Time Roster

10 Fred Taylor 6'5" 187 lbs. G Pan American

Acquired: 2nd rd., 1970 NBA Draft (27th Overall). Departed: To Cincinnati 12/27/71 for two 3rd rd. picks.

YEAR	G	MIN	FGM	FGA	PCT	FTM	FTA	PCT	OR	DR	TR	AVG	AST	AVG	TO	STL	BLK	PTS	AVG
70-71	54	10.2	110	284	.387	78	125	.624	—	—	86	1.6	51	0.9	—	—	—	298	5.5
71-72	13	5.3	6	27	.222	4	13	.308	—	—	17	1.3	7	0.5	—	—	—	16	1.2
TOTALS	67	9.2	116	311	.373	82	138	.594	—	—	103	1.5	58	0.9	—	—	—	314	4.7

32 Ira Terrell 6'8" 209 lbs. F Southern Methodist

Acquired: 3rd rd., 1976 NBA Draft (45th Overall). Departed: Waived 10/12/78.

YEAR	G	MIN	FGM	FGA	PCT	FTM	FTA	PCT	OR	DR	TR	AVG	AST	AVG	TO	STL	BLK	PTS	AVG
76-77	78	22.4	277	545	.508	111	176	.631	99	288	387	5.0	103	1.3	—	41	47	665	8.5

40 David Thirdkill 6'7" 214 lbs. F Bradley

Acquired: 1st rd., 1982 NBA Draft (15th Overall). Departed: To Detroit 10/17/83 for two 2nd rd. picks.

YEAR	G	MIN	FGM	FGA	PCT	FTM	FTA	PCT	OR	DR	TR	AVG	AST	AVG	TO	STL	BLK	PTS	AVG
82-83	49	10.6	74	170	.435	45	78	.577	28	44	72	1.5	36	0.7	48	19	4	194	4.0

40 Joe Thomas 6'6" 205 lbs. F Marquette

Acquired: 6th rd., 1970 NBA Draft (95th Overall). Departed: Waived 9/21/71.

YEAR	G	MIN	FGM	FGA	PCT	FTM	FTA	PCT	OR	DR	TR	AVG	AST	AVG	TO	STL	BLK	PTS	AVG
70-71	39	5.2	23	86	.267	9	20	.450	—	—	43	1.1	17	0.4	—	—	—	55	1.4

40 Kurt Thomas 6'9" 235 lbs. C Texas Christian

Acquired: From New York 6/28/05 along with the draft rights to Dijon Thompson (54th Overall) for Quentin Richardson and the draft rights to Nate Robinson (21st Overall). Departed: To Seattle 7/20/07 along with 2008 and 2010 first-round picks for a conditional 2009 second-round pick (via Orlando).

YEAR	G	MIN	FGM	FGA	PCT	FTM	FTA	PCT	OR	DR	TR	AVG	AST	AVG	TO	STL	BLK	PTS	AVG
'05-06	53	26.6	190	391	.486	75	92	.815	102	313	415	7.8	57	1.1	57	23	57	455	8.6
'06-07	67	18.0	126	259	.486	56	71	.789	86	293	379	5.7	24	0.4	35	24	29	308	4.6
TOTALS	120	21.8	316	650	.486	131	163	.804	188	606	794	6.6	81	0.7	92	47	86	763	6.4

PLAYOFFS

YEAR	G	MIN	FGM	FGA	PCT	FTM	FTA	PCT	OR	DR	TR	AVG	AST	AVG	TO	STL	BLK	PTS	AVG
'05-06	1	6.0	0	0	—	1	2	.500	0	1	1	1.0	0	0.0	0	0	0	1	1.0
'06-07	11	19.3	34	65	.523	15	17	.882	11	43	54	4.9	12	1.1	9	6	9	83	7.5
TOTALS	12	18.2	34	65	.523	16	19	.842	11	44	55	4.6	12	1.0	9	6	9	84	7.0

2 Tim Thomas 6'10" 235 lbs. F Villanova

Acquired: Signed as free agent 3/3/06. Departed: Contract expired on 6/30/06.

YEAR	G	MIN	FGM	FGA	PCT	FTM	FTA	PCT	OR	DR	TR	AVG	AST	AVG	TO	STL	BLK	PTS	AVG
'05-06	26	24.4	107	246	.435	28	42	.667	22	105	127	4.9	18	0.7	32	16	6	287	11.0

PLAYOFFS

YEAR	G	MIN	FGM	FGA	PCT	FTM	FTA	PCT	OR	DR	TR	AVG	AST	AVG	TO	STL	BLK	PTS	AVG
'05-06	20	31.8	108	220	.491	38	49	.776	16	110	126	6.3	25	1.3	22	18	8	302	15.1

7 Bernard Thompson 6'6" 208 lbs. G Fresno State

Acquired: From Portland 6/14/85 for 2nd rd. pick. Departed: Selected by Charlotte Hornets in expansion draft 6/23/88.

YEAR	G	MIN	FGM	FGA	PCT	FTM	FTA	PCT	OR	DR	TR	AVG	AST	AVG	TO	STL	BLK	PTS	AVG
'85-86	61	21.0	195	399	.489	127	157	.809	58	83	141	2.3	132	2.2	90	51	10	517	8.5
'86-87	24	13.8	42	105	.400	27	33	.818	20	11	31	1.3	18	0.8	16	11	5	111	4.6
'87-88	37	15.3	74	159	.465	43	60	.717	40	36	76	2.1	51	1.4	21	21	1	191	5.2
TOTALS	122	17.9	311	663	.469	197	250	.781	118	130	248	2.0	201	1.7	127	83	16	819	6.7

1 Dijon Thompson 6'7" 195 lbs. G UCLA

Acquired: Draft rights(54th Overall) from New York 6/28/05 with Kurt Thomas for Quentin Richardson and the draft rights to Nate Robinson (21st Overall). Departed: Contract expired 6/30/06.

YEAR	G	MIN	FGM	FGA	PCT	FTM	FTA	PCT	OR	DR	TR	AVG	AST	AVG	TO	STL	BLK	PTS	AVG
'05-06	10	4.3	11	25	.440	1	2	1.000	4	7	11	1.1	1	0.1	2	3	1	28	2.8

4 Brooks Thompson 6'4" 195 lbs. G Oklahoma State

Acquired: Signed as a free agent 12/11/97. Departed: Waived 1/30/98.

YEAR	G	MIN	FGM	FGA	PCT	FTM	FTA	PCT	OR	DR	TR	AVG	AST	AVG	TO	STL	BLK	PTS	AVG
'97-98	13	3.5	10	27	.370	1	3	.333	1	4	5	0.4	3	0.2	5	4	0	26	2.0

23 Wayman Tisdale 6'9" 260 lbs. F Oklahoma

Acquired: Signed as free agent 9/16/94. Departed: Contract expired on 6/30/97.

YEAR	G	MIN	FGM	FGA	PCT	FTM	FTA	PCT	OR	DR	TR	AVG	AST	AVG	TO	STL	BLK	PTS	AVG
'94-95	65	19.6	278	574	.484	94	122	.770	83	164	247	3.8	45	0.7	124	29	27	650	10.0
'95-96	63	18.3	279	564	.495	113	149	.765	55	159	214	3.4	58	0.9	63	15	36	672	10.7
'96-97	53	14.7	158	371	.426	30	48	.625	35	85	120	2.3	20	0.4	36	8	21	346	6.5
TOTALS	181	17.7	715	1509	.474	238	319	.746	173	408	581	3.2	123	0.7	163	52	84	1668	9.2

PLAYOFFS

YEAR	G	MIN	FGM	FGA	PCT	FTM	FTA	PCT	OR	DR	TR	AVG	AST	AVG	TO	STL	BLK	PTS	AVG
'94-95	10	17.0	32	71	.451	9	14	.643	6	24	30	3.0	11	1.1	6	0	4	73	7.3
'95-96	4	16.8	10	30	.333	1	2	.500	3	1	4	1.0	2	0.5	1	1	1	21	5.3
'96-97	4	9.0	6	15	.400	0	0	—	2	5	7	1.8	0	0.0	1	0	0	12	3.0
TOTALS	18	15.2	48	116	.414	10	16	.625	11	30	41	2.3	12	0.7	8	1	5	106	5.9

15 Sedrick Toney 6'2" 178 lbs. G Dayton

Acquired: Signed as free agent 3/29/86. Departed: Waived 10/23/86.

YEAR	G	MIN	FGM	FGA	PCT	FTM	FTA	PCT	OR	DR	TR	AVG	AST	AVG	TO	STL	BLK	PTS	AVG
'85-86	10	20.6	26	59	.441	20	30	.667	3	20	23	2.3	26	2.6	22	5	0	75	7.5

BRING YOUR GAME FACE

15 Cezary Trybanski 7'2" 240 lbs. C Pruszkow (Poland)

Acquired: From Memphis 9/30/03 with Brevin Knight, Robert Archibald for Jake Tsakalidis, Bo Outlaw. Departed: To New York 1/5/04 with Stephon Marbury, Anfernee Hardaway for Antonio McDyess, Howard Eisley, Charlie Ward, Maciej Lampe, the draft rights to Milos Vujanac, two future 1st rd. picks and cash.

YEAR	G	MIN	FGM	FGA	PCT	FTM	FTA	PCT	OR	DR	TR	AVG	AST	AVG	TO	STL	BLK	PTS	AVG
'03-04	4	2.5	0	2	.000	0	0	—	0	1	1	0.3	0	0.0	2	1	1	0	0.0

25 Jake Tsakalidis 7'2" 285 lbs. C Republic of Georgia

Acquired: 1st rd., 2000 NBA Draft (25th Overall). Departed: To Memphis 9/30/03 with Bo Outlaw for Brevin Knight, Robert Archibald, Cezary Trybanski.

YEAR	G	MIN	FGM	FGA	PCT	FTM	FTA	PCT	OR	DR	TR	AVG	AST	AVG	TO	STL	BLK	PTS	AVG
'00-01	57	16.6	101	215	.470	54	91	.593	83	159	242	4.2	19	0.3	66	10	55	256	4.5
'01-02	67	23.6	190	400	.475	111	159	.698	130	244	374	5.6	23	0.3	78	23	69	491	7.3
'02-03	33	16.5	61	135	.452	39	58	.672	45	77	122	3.7	13	0.4	26	6	17	908	4.9
TOTALS	157	19.6	352	750	.469	204	308	.662	45	77	122	4.7	55	0.4	170	39	141	908	5.8

PLAYOFFS

'00-01	4	18.8	6	16	.375	0	0	—	10	28	38	7.0	0	0.0	1	0	7	12	3.0
--------	---	------	---	----	------	---	---	---	----	----	----	-----	---	-----	---	---	---	----	-----

15 Nikoloz Tskitshvili 7'0" 225 lbs. F Republic of Georgia

Acquired: From Minnesota 1/26/06 for a 2006 2nd rd. pick. Departed: Waived 6/29/06.

YEAR	G	MIN	FGM	FGA	PCT	FTM	FTA	PCT	OR	DR	TR	AVG	AST	AVG	TO	STL	BLK	PTS	AVG
'05-06	12	7.2	12	33	.364	8	12	.667	9	11	20	1.7	3	0.3	4	1	2	33	2.8

PLAYOFFS

'05-06	3	2.0	0	3	.000	1	2	.500	0	1	1	0.3	2	0.5	1	0	0	1	0.3
--------	---	-----	---	---	------	---	---	------	---	---	---	-----	---	-----	---	---	---	---	-----

29 Alando Tucker 6'6" 205 lbs. F Wisconsin

Acquired: 1st rd., 2007 NBA Draft (29th overall). Departed: To Minnesota 12/29/09 with a second-round pick and cash for Jason Hart

YEAR	G	MIN	FGM	FGA	PCT	FTM	FTA	PCT	OR	DR	TR	AVG	AST	AVG	TO	STL	BLK	PTS	AVG
'07-08	6	8.0	8	22	.364	5	6	.833	4	4	8	1.3	0	0.0	0	0	1	22	3.7
'08-09	30	9.4	52	121	.430	26	33	.788	19	12	31	1.0	12	0.4	14	5	1	138	4.6
'09-10	11	6.5	13	30	.433	16	21	.762	5	2	7	0.6	3	0.3	4	0	0	43	3.9
TOTALS	47	8.5	73	173	.422	47	60	.783	28	18	46	1.0	15	0.3	18	5	2	203	4.3

19 Hedo Turkoglu 6'10" 220 lbs. F Efes Pilsen (Turkey)

Acquired: From Toronto 7/14/10 for Leandro Barbosa and Dwayne Jones. Departed: To Orlando 12/18/10 with Jason Richardson and Earl Clark for Vince Carter, Marcin Gortat, Mickael Pietrus, a 2011 first-round pick and cash considerations.

YEAR	G	MIN	FGM	FGA	PCT	FTM	FTA	PCT	OR	DR	TR	AVG	AST	AVG	TO	STL	BLK	PTS	AVG
'10-11	25	630	85	193	.400	26	36	.722	20	80	100	4.0	58	2.3	31	18	14	237	9.5

5 Dick Van Arsdale 6'5" 202 lbs. G/F Indiana

Acquired: 1968 Expansion Draft from New York. Departed: Retired 5/12/77.

YEAR	G	MIN	FGM	FGA	PCT	FTM	FTA	PCT	OR	DR	TR	AVG	AST	AVG	TO	STL	BLK	PTS	AVG
'68-69	80	42.4	612	1386	.442	454	644	.705	—	—	548	6.9	388	4.9	—	—	—	1678	21.0
'69-70	77	38.5	592	1166	.508	459	575	.798	—	—	264	3.4	338	4.4	—	—	—	1643	21.3
'70-71	81	39.0	609	1346	.452	553	682	.811	—	—	316	3.9	329	4.1	—	—	—	1771	21.9
'71-72	82	37.8	545	1178	.463	529	626	.845	—	—	334	4.1	297	3.6	—	—	—	1619	19.7
'72-73	81	36.8	532	1118	.476	426	496	.859	—	—	326	4.0	268	3.3	—	—	—	1490	18.4
'73-74	78	36.3	514	1028	.500	361	423	.853	66	155	221	2.8	324	4.2	—	96	17	1389	17.8
'74-75	70	34.6	412	895	.470	282	339	.832	52	137	189	2.7	195	2.8	—	81	11	1124	16.1
'75-76	58	32.2	276	570	.484	195	235	.830	39	98	137	2.4	140	2.4	—	52	11	747	12.9
'76-77	78	19.7	227	498	.456	145	166	.873	31	86	117	1.5	120	1.5	—	35	5	599	7.7
TOTALS	685	35.4	4319	9185	.470	3404	4386	.813	188	476	2452	3.6	2399	3.5	—	264	44	12060	17.6

PLAYOFFS

'69-70	7	36.4	43	100	.430	29	33	.879	—	—	18	2.6	29	4.1	—	—	—	115	16.4
'75-76	19	24.8	61	125	.488	40	46	.870	10	13	23	1.2	38	2.0	—	13	2	162	8.5
TOTALS	26	27.9	104	225	.462	69	79	.873	10	13	41	1.6	67	2.6	—	13	2	277	10.7

4 Tom Van Arsdale 6'5" 202 lbs. F Indiana

Acquired: From Buffalo 8/25/76 for 2nd rd. pick. Departed: Retired 4/10/77.

YEAR	G	MIN	FGM	FGA	PCT	FTM	FTA	PCT	OR	DR	TR	AVG	AST	AVG	TO	STL	BLK	PTS	AVG
'76-77	77	18.5	171	395	.433	102	145	.703	47	137	184	2.4	67	0.9	20	3	—	444	5.8

30 Nick Vanos 7'2" 260 lbs. C Santa Clara

Acquired: 2nd rd., 1985 NBA Draft (32nd Overall). Departed: Killed on Northwest Flight 255 in Detroit 8/16/87.

YEAR	G	MIN	FGM	FGA	PCT	FTM	FTA	PCT	OR	DR	TR	AVG	AST	AVG	TO	STL	BLK	PTS	AVG
'85-86	11	18.4	23	72	.319	8	23	.348	21	39	60	5.5	16	1.5	20	2	5	54	4.9
'86-87	57	11.2	65	158	.411	38	59	.644	67	113	180	3.2	43	0.8	48	19	23	168	2.9
TOTALS	68	12.4	88	230	.383	46	82	.561	88	152	240	3.5	59	0.9	68	21	28	222	3.3

43 Jake Voskuhl 6'11" 255 lbs. C Connecticut

Acquired: From Chicago 10/29/01 for Soumaila Samake and a 2003 2nd rd. pick. Departed: To Charlotte Bobcats 8/2/05 for a conditional 2nd rd. pick.

YEAR	G	MIN	FGM	FGA	PCT	FTM	FTA	PCT	OR	DR	TR	AVG	AST	AVG	TO	STL	BLK	PTS	AVG
'01-02	59	15.3	107	193	.554	82	109	.752	103	147	250	4.2	18	0.3	48	11	23	296	5.0
'02-03	65	14.6	92	163	.564	64	96	.667	97	128	225	3.5	36	0.6	48	18	29	248	3.8
'03-04	66	24.3	152	300	.507	134	181	.740	123	220	343	5.2	57	0.9	77	42	25	438	6.6
'04-05	38	9.5	27	59	.458	26	38	.684	30	62	92	2.4	17	0.4	20	4	11	80	2.4
TOTALS	228	16.7	378	715	.529	306	424	.721	353	557	910	4.0	128	0.5	193	75	88	1062	4.7

PLAYOFFS

'02-03	6	16.3	12	17	.706	12	13	.923	9	13	22	3.7	2	0.3	6	4	4	36	6.0
--------	---	------	----	----	------	----	----	------	---	----	----	-----	---	-----	---	---	---	----	-----

4 Jackson Vroman 6'10" 220 lbs. F/C Iowa State

Acquired: Draft rights (31st Overall) from Chicago 6/24/04 with a 1st rd. pick and cash for the draft rights to Luol Deng.
Departed: To New Orleans 1/21/05 with Casey Jacobsen and Maciej Lampe for Jim Jackson and a 2005 2nd rd. pick (via Dallas).

YEAR	G	MIN	FGM	FGA	PCT	FTM	FTA	PCT	OR	DR	TR	AVG	AST	AVG	TO	STL	BLK	PTS	AVG
'04-05	10	5.7	6	16	.375	4	7	.571	5	8	13	1.3	7	0.7	7	3	2	16	1.6

41 Neal Walk 6'10" 220 lbs. C Florida

Acquired: 1st rd., 1969 NBA Draft (2nd Overall). **Departed:** To New Orleans Jazz 9/16/74 with 2nd rd. pick for Curtis Perry, Nate Hawthorne, Dennis Awrey and 1st rd. pick.

YEAR	G	MIN	FGM	FGA	PCT	FTM	FTA	PCT	OR	DR	TR	AVG	AST	AVG	TO	STL	BLK	PTS	AVG
'69-70	82	17.0	257	547	.470	155	242	.640	—	—	455	5.5	80	1.0	—	—	—	669	8.2
'70-71	82	24.8	426	945	.451	205	268	.765	—	—	674	8.2	117	1.4	—	—	—	1057	12.9
'71-72	81	26.4	506	1057	.479	256	344	.744	—	—	665	8.2	151	1.9	—	—	—	1268	15.7
'72-73	81	38.4	678	1455	.466	279	355	.786	—	—	1006	12.4	287	3.5	—	—	—	1635	20.2
'73-74	82	31.1	573	1245	.460	235	297	.791	235	602	837	10.2	331	4.0	—	73	57	1381	16.8
TOTALS	408	27.5	2440	5249	.465	1130	1506	.750	235	602	3637	8.9	966	2.4	—	73	57	6010	14.7

PLAYOFFS

'69-70	5	12.6	17	43	.395	6	8	.750	—	—	35	7.0	2	0.4	—	—	—	40	8.0
--------	---	------	----	----	------	---	---	------	---	---	----	-----	---	-----	---	---	---	----	-----

22 John Wallace 6'9" 225 lbs. F Syracuse

Acquired: From Detroit 7/18/01 with Jud Buechler for Clifford Robinson. **Departed:** Contract expired 6/30/02.

YEAR	G	MIN	FGM	FGA	PCT	FTM	FTA	PCT	OR	DR	TR	AVG	AST	AVG	TO	STL	BLK	PTS	AVG
'01-02	46	10.7	93	214	.435	40	46	.870	27	58	85	1.8	29	0.6	29	11	9	231	5.0

23 Bob Warlick 6'5" 200 lbs. G Pepperdine

Acquired: Signed as free agent 11/8/68. **Departed:** Waived 9/11/69.

YEAR	G	MIN	FGM	FGA	PCT	FTM	FTA	PCT	OR	DR	TR	AVG	AST	AVG	TO	STL	BLK	PTS	AVG
'68-69	63	15.5	212	501	.423	83	137	.606	—	—	151	2.4	131	2.1	—	—	—	507	8.0

10 Jeff Webb 6'4" 170 lbs. G Kansas State

Acquired: Signed as free agent 1/4/72. **Departed:** Waived 9/25/72.

YEAR	G	MIN	FGM	FGA	PCT	FTM	FTA	PCT	OR	DR	TR	AVG	AST	AVG	TO	STL	BLK	PTS	AVG
'71-72	27	4.8	31	65	.477	5	10	.500	—	—	17	0.6	16	0.6	—	—	—	67	2.5

31 Walt Wesley 6'11" 230 lbs. F Kansas

Acquired: From Cleveland 11/22/72 for 3rd rd. pick. **Departed:** To Washington 10/9/73 for two future draft picks.

YEAR	G	MIN	FGM	FGA	PCT	FTM	FTA	PCT	OR	DR	TR	AVG	AST	AVG	TO	STL	BLK	PTS	AVG
'72-73	45	8.1	63	155	.406	18	34	.529	—	—	113	2.5	24	0.5	—	—	—	144	3.2

41 Mark West 6'10" 246 lbs. C Old Dominion

Acquired: From Cleveland 2/25/88 with Kevin Johnson, Cleveland's 1st & 2nd rd. picks & L.A. Lakers' 2nd rd. pick for Larry Nance, Mike Sanders & Detroit's 1st rd. pick; Signed as free agent 10/19/99. **Departed:** To Detroit 8/1/94 for two 2nd rd. picks; Waived 3/25/00.

YEAR	G	MIN	FGM	FGA	PCT	FTM	FTA	PCT	OR	DR	TR	AVG	AST	AVG	TO	STL	BLK	PTS	AVG
'88-89	29	31.6	134	257	.521	75	132	.568	82	160	242	8.3	24	0.8	82	22	68	343	11.8
'88-89	82	24.6	243	372	.653	108	202	.535	167	384	551	6.7	39	0.5	103	35	187	594	7.2
'89-90	82	29.6	331	530	.625	199	288	.691	212	516	728	8.9	45	0.6	126	36	184	861	10.5
'90-91	82	23.9	247	382	.647	135	206	.655	171	393	564	6.9	37	0.5	86	32	161	629	7.7
'91-92	82	17.5	196	310	.632	109	171	.637	134	238	372	4.5	22	0.3	82	14	82	501	6.1
'92-93	82	19.0	175	285	.614	86	166	.518	153	305	458	5.6	29	0.4	93	16	103	436	5.3
'93-94	82	15.0	162	286	.566	58	116	.500	112	183	295	3.6	33	0.4	74	31	109	382	4.7
'99-00	22	5.8	5	12	.417	5	8	.625	6	25	31	1.4	2	0.1	6	2	4	15	0.7
TOTALS	543	21.4	1493	2434	.613	775	1289	.601	1037	2204	3241	6.0	231	0.4	652	188	898	3761	6.9

PLAYOFFS

'88-89	12	18.9	32	50	.640	10	14	.714	21	32	53	4.4	6	0.5	13	7	19	74	6.2
'89-90	16	34.0	75	130	.577	27	50	.540	53	111	164	10.3	5	0.3	26	4	41	177	11.1
'90-91	4	23.3	9	15	.600	5	7	.714	8	10	18	4.5	2	0.5	3	2	10	23	5.8
'91-92	8	12.0	14	19	.737	4	8	.500	8	9	17	2.3	2	0.3	2	2	4	32	4.0
'92-93	24	19.5	43	79	.544	28	46	.609	36	63	99	4.1	11	0.5	17	4	33	114	4.8
'93-94	7	9.9	5	15	.333	7	10	.700	11	9	20	2.9	0	—	4	0	7	17	2.4
TOTALS	71	21.1	178	308	.578	81	135	.600	137	234	371	5.2	26	0.4	65	19	114	437	6.2

44 Paul Westphal 6'4" 192 lbs. G USC

Acquired: From Boston 5/23/75 with 2nd rd. picks for Charlie Scott; Signed as free agent 9/14/83. **Departed:** To Seattle 6/30/80 for Dennis Johnson; Contract expired on 6/30/84.

YEAR	G	MIN	FGM	FGA	PCT	FTM	FTA	PCT	OR	DR	TR	AVG	AST	AVG	TO	STL	BLK	PTS	AVG
'75-76	82	36.1	657	1329	.494	365	440	.830	74	185	259	3.1	440	5.4	—	110	38	1679	20.5
'76-77	81	32.1	682	1317	.518	362	439	.825	57	133	190	2.3	459	5.7	—	234	21	1726	21.3
'77-78	80	31.0	809	1568	.516	396	487	.813	41	123	164	2.1	437	5.5	280	138	31	2014	25.2
'78-79	81	32.6	801	1496	.535	339	405	.837	35	124	159	2.0	529	6.5	232	111	26	1941	24.0
'79-80	82	32.5	692	1317	.525	382	443	.862	46	141	187	2.3	416	5.1	207	119	35	1792	21.9
'83-84	59	14.7	144	313	.460	117	142	.824	8	35	43	0.7	148	2.5	77	41	6	412	7.0
TOTALS	465	30.6	3785	7340	.516	1961	2356	.832	261	741	1002	2.2	2429	5.2	796	753	157	9564	20.6

PLAYOFFS

'75-76	19	36.1	165	323	.511	71	93	.763	14	33	47	2.5	96	5.1	—	34	9	401	21.1
'77-78	2	33.0	22	47	.468	8	9	.889	3	3	6	3.0	19	9.5	5	1	0	52	26.0
'78-79	15	35.6	142	287	.495	52	66	.788	7	26	33	2.2	64	4.3	38	15	5	336	22.4
'79-80	8	31.6	69	142	.486	28	32	.875	2	8	10	1.3	31	3.9	13	11	3	167	20.9
TOTALS	44	35.0	398	799	.498	159	200	.795	26	70	96	2.2	210	4.8	56	61	17	956	21.7



BRING YOUR GAME FACE

25	John Wetzel		6'5"		195 lbs.		G		Virginia Tech													
Acquired: 1968 Expansion Draft from L.A. Lakers; Acquired 10/24/75 off waivers.													Departed: Waived 1/15/73; Retired on 8/26/76.									
YEAR	G	MIN	FGM	FGA	PCT	FTM	FTA	PCT	OR	DR	TR	AVG	AST	AVG	TO	STL	BLK	PTS	AVG			
'70-71	70	15.6	124	288	.431	83	101	.822	—	—	153	2.2	114	1.6	—	—	—	331	4.7			
'71-72	51	8.2	31	82	.378	23	30	.800	—	—	65	1.3	56	1.1	—	—	—	86	1.7			
'75-76	37	6.7	22	46	.478	20	24	.833	8	30	38	1.0	19	0.5	—	9	3	64	1.7			
TOTALS	158	11.0	177	416	.425	126	155	.813			256	1.6	189	1.2	—	9	3	481	3.0			

PLAYOFFS																			
'75-76	2	2.5	0	0	0	2	2	1.000	0	2	2	1.0	0	0.0	—	0	0	2	1.0

55	Jahidi White		6'9"		290 lbs.		C		Georgetown													
Acquired: Acquired from Washington 11/5/03 for Brevin Knight.													Departed: Selected by Charlotte 6/22/04 in NBA Expansion Draft. Phoenix also sent Charlotte a future 1st rd. pick owed to the Suns from Cleveland.									
YEAR	G	MIN	FGM	FGA	PCT	FTM	FTA	PCT	OR	DR	TR	AVG	AST	AVG	TO	STL	BLK	PTS	AVG			
'03-04	61	14.1	99	189	.524	63	126	.500	97	164	261	4.3	7	0.1	65	25	50	261	4.3			

7	Rory White		6'7"		212 lbs.		F		South Alabama													
Acquired: 4th rd., 1982 NBA Draft (86th Overall).													Departed: Waived 12/20/83.									
YEAR	G	MIN	FGM	FGA	PCT	FTM	FTA	PCT	OR	DR	TR	AVG	AST	AVG	TO	STL	BLK	PTS	AVG			
'82-83	65	9.6	127	234	.543	70	109	.642	47	58	105	1.6	30	0.5	51	16	2	324	5.0			
'83-84	22	14.0	69	144	.479	24	42	.571	30	32	62	2.9	14	0.6	18	13	2	162	7.4			
TOTALS	87	10.7	196	378	.519	94	151	.623	77	90	167	1.9	44	0.5	69	29	4	486	5.6			

PLAYOFFS																			
'82-83	3	13.3	7	14	.500	2	4	.500	1	9	10	3.3	0	0.0	1	0	0	16	5.3

55	Earl Williams		6'7"		235 lbs.		F		Winston-Salem													
Acquired: 3rd rd., 1974 NBA Draft (49th Overall).													Departed: To Detroit 5/28/75 for 2nd rd. pick.									
YEAR	G	MIN	FGM	FGA	PCT	FTM	FTA	PCT	OR	DR	TR	AVG	AST	AVG	TO	STL	BLK	PTS	AVG			
'74-75	79	13.2	163	394	.414	45	103	.437	156	300	456	5.8	95	1.2	—	28	32	371	4.7			

18	John "Hot Rod" Williams		6'11"		245 lbs.		C		Tulane													
Acquired: From Cleveland 10/7/95 for Dan Majerle, Antonio Lang and 1st rd. pick.													Departed: Contract expired on 6/30/98.									
YEAR	G	MIN	FGM	FGA	PCT	FTM	FTA	PCT	OR	DR	TR	AVG	AST	AVG	TO	STL	BLK	PTS	AVG			
'95-96	62	26.6	108	397	.453	95	130	.731	129	243	372	6.0	62	1.0	62	46	90	455	7.3			
'96-97	68	31.4	204	416	.490	133	198	.672	178	384	562	8.3	100	1.5	66	67	88	541	8.0			
'97-98	71	18.8	95	202	.470	65	93	.699	107	205	312	4.4	49	0.7	29	33	60	255	3.6			
TOTALS	201	25.5	479	1015	.472	293	421	.696	414	832	1246	6.2	211	1.0	157	146	238	1251	6.2			

PLAYOFFS																			
'95-96	4	28.8	14	32	.438	8	12	.667	11	15	26	6.3	1	0.3	6	0	7	36	9.0
'96-97	5	21.0	8	15	.533	4	10	.400	10	13	23	4.6	3	0.6	5	2	8	20	4.0
'97-98	3	11.0	2	7	.286	2	3	.667	2	2	4	1.3	1	0.3	0	1	2	6	2.0
TOTALS	12	21.1	24	54	.444	14	25	.560	23	30	53	4.4	5	0.4	11	3	17	62	5.2

21	Micheal Williams		6'2"		175 lbs.		G		Baylor													
Acquired: From Detroit 6/27/89 with Kenny Battle for Anthony Cook.													Departed: Waived 12/12/89.									
YEAR	G	MIN	FGM	FGA	PCT	FTM	FTA	PCT	OR	DR	TR	AVG	AST	AVG	TO	STL	BLK	PTS	AVG			
'89-90	6	4.3	2	10	.200	1	2	.500	1	0	1	0.2	4	0.7	9	0	0	5	0.8			

47	Scott Williams		6'10"		260 lbs.		C		North Carolina													
Acquired: Signed as free agent 7/19/02.													Departed: Waived 1/28/04.									
YEAR	G	MIN	FGM	FGA	PCT	FTM	FTA	PCT	OR	DR	TR	AVG	AST	AVG	TO	STL	BLK	PTS	AVG			
'02-03	69	12.6	120	292	.411	33	42	.786	72	121	193	2.8	22	0.3	32	27	21	273	4.0			
'03-04	16	16.7	53	101	.525	9	13	.692	23	49	72	4.5	6	0.4	6	15	7	117	7.3			
TOTALS	85	13.9	173	393	.440	42	55	.764	95	170	265	3.1	28	0.3	38	42	28	390	4.6			

PLAYOFFS																			
'02-03	6	13.8	11	32	.344	2	2	1.000	6	9	15	2.5	1	0.2	1	4	3	24	4.0

21	George Wilson		6'8"		240 lbs.		F		Cincinnati													
Acquired: 1968 Expansion Draft from Seattle.													Departed: To Philadelphia 1/20/69 for Jerry Chambers.									
YEAR	G	MIN	FGM	FGA	PCT	FTM	FTA	PCT	OR	DR	TR	AVG	AST	AVG	TO	STL	BLK	PTS	AVG			
'68-69	41	12.94	191	481	.397	93	151	.616	—	—	505	12.3	76	1.9	—	—	—	475	11.6			

10	David Wood		6'9"		230 lbs.		F		Nevada													
Acquired: Signed 10-day contract 1/18/96.													Departed: 10-day contract expired 1/27/96.									
YEAR	G	MIN	FGM	FGA	PCT	FTM	FTA	PCT	OR	DR	TR	AVG	AST	AVG	TO	STL	BLK	PTS	AVG			
'95-96	4	8.5	1	6	.167	2	2	1.000	2	3	5	1.3	2	0.5	2	1	0	4	1.0			

43	Michael Young		6'7"		220 lbs.		F		Houston													
Acquired: Signed as free agent 11/27/84.													Departed: Waived 12/10/84.									
YEAR	G	MIN	FGM	FGA	PCT	FTM	FTA	PCT	OR	DR	TR	AVG	AST	AVG	TO	STL	BLK	PTS	AVG			
'84-85	2	5.5	2	6	.333	0	0	—	1	1	2	1.0	0	—	0	0	0	4	2.0			

Suns All-Time Roster

Suns Transactions

1968-69

- Aug. 27** Acquired 2nd rd. pick from Boston for Emmette Bryant.
- Sept. 11** Acquired 3rd rd. pick and cash from Atlanta for Dennis Hamilton.
- Sept. 12** Acquired 1st rd. pick and cash from Milwaukee for Dick Cunningham.
- Oct. 18** Acquired Eddie Biedenbach off waivers from L.A. Lakers.
- Nov. 6** Waived Rodney Knowles.
- Nov. 8** Acquired Bob Warlick off waivers from Milwaukee.
- Nov. 21** Waived Eddie Biedenbach.
- Dec. 17** Acquired Jim Fox and 3rd rd. pick from Detroit for McCoy McLemore.
- Jan. 20** Acquired Jerry Chambers from Philadelphia for George Wilson.

1969-70

- May 8** Acquired Paul Silas from Atlanta for Gary Gregor.
- June 20** Signed Connie Hawkins.
- Sept. 11** Waived Bob Warlick.
- Sept. 13** Acquired 2nd rd. pick from Philadelphia for rights to Bill Melchionni.
- Sept. 20** Acquired 3rd rd. pick from Atlanta for rights to Eugene Tormohlen.
- Oct. 1** Waived David Lattin.
- Oct. 26** Acquired Art Harris from Seattle for Dick Snyder.
- Jan. 2** Jerry Colangelo assumes head coaching duties from Johnny Kerr.

1970-71

- Apr. 23** Acquired Clem Haskins from Chicago for Jim Fox and future pick.
- May 11** Jerry Chambers and Stan McKenzie selected by Portland in expansion draft.
- May 20** Acquired Mel Counts from L.A. Lakers for Gail Goodrich.
- July 8** Acquired 4th rd. pick from New York for rights to Heywood Dotson.
- July 27** Waived Neil Johnson.

1971-72

- Apr. 2** Acquired Otto Moore from Detroit for future considerations.
- Aug. 31** Acquired two 3rd rd. picks from Cleveland for Greg Howard.
- Sept. 21** Waived Joe Thomas.
- Dec. 27** Acquired two 3rd rd. picks from Cincinnati for Fred Taylor.
- Jan. 4** Signed free agent Jeff Webb.
- Mar. 14** Acquired Charlie Scott from Boston for future considerations (Paul Silas).

1972-73

- Apr. 7** Acquired 1st rd. pick from Houston for Otto Moore.
- Apr. 10** Acquired Gus Johnson from Baltimore for 2nd rd. pick.
- Sept. 19** Paul Silas sent to Boston to complete Charlie Scott deal; Acquired Paul Stovall from L.A. Lakers for two picks.
- Sept. 25** Waived Jeff Webb.
- Sept. 29** Waived Art Harris.
- Oct. 9** Waived John Wetzel.
- Oct. 10** Acquired 2nd rd. pick and cash from Philadelphia for Mel Counts.
- Oct. 30** Jerry Colangelo assumes head coaching duties from Bill van Breda Kolff.
- Nov. 22** Acquired Walt Wesley from Cleveland for 3rd rd. pick.
- Dec. 1** Waived Gus Johnson.

1973-74

- Sept. 14** Waived Paul Stovall.
- Sept. 18** Waived Dennis Layton.
- Sept. 18** Waived Scott English.
- Oct. 9** Acquired Bob Christian from Atlanta for two picks; Acquired two future picks from Washington for Walt Wesley.
- Oct. 30** Acquired Keith Erickson and 2nd rd. pick from L.A. Lakers for Connie Hawkins.
- Nov. 27** Waived Joe Reaves.
- Jan. 25** Acquired rights to Bill Chamberlain from Golden State for 3rd rd. pick; Signed Chamberlain.



1974-75

- May 20** Lamar Green selected by New Orleans Jazz in the expansion draft.
- July 31** Waived Bob Christian.
- Sept. 6** Acquired Dave Stallworth and 2nd rd. pick from Washington for Clem Haskins.
- Sept. 16** Acquired Curtis Perry, Dennis Awtrey, Nate Hawthorne and a 1st rd. pick ('76; Ricky Sobers) from New Orleans Jazz for Neal Walk and 2nd rd. pick ('75).
- Sept. 24** Waived Bill Chamberlain.
- Oct. 10** Waived Dave Stallworth; Acquired rights to Washington's 2nd rd. pick ('75) to complete Clem Haskins deal.
- Nov. 27** Acquired 2nd rd. pick ('76) and 3rd rd. pick ('77) from L.A. Lakers for Corky Calhoun.
- Jan. 2** Signed free agent Greg Jackson.

1975-76

- May 23** Acquired Paul Westphal and two 2nd rd. picks ('75 and '76) from Boston for Charlie Scott.
- May 28** Acquired Willie Norwood from Detroit for Earl Williams.
- May 29** Acquired 1st rd. pick in '75 draft from Buffalo for one of two Phoenix 1st rd. picks in '76 draft.
- June 9** Acquired Phil Lumpkin from Portland for 2nd rd. pick ('76).
- June 10** Signed free agent Dennis Layton.
- July 15** Waived Jim Owens.
- Sept. 17** Acquired future draft considerations from Washington for Greg Jackson.
- Sept. 30** Acquired rights to Detroit's 2nd rd. pick ('76) for Willie Norwood.
- Oct. 4** Waived Dennis Layton.
- Oct. 24** Waived Gary Melchionni; Acquired John Wetzel off waivers from Atlanta.
- Nov. 3** Acquired Pat Riley from L.A. Lakers for two 2nd rd. picks ('76 and '77).
- Nov. 22** Mike Bantom sold to Seattle.
- Feb. 1** Acquired Gar Heard and 2nd rd. pick ('76) from Buffalo for John Shumate.
- Feb. 11** Waived Fred Saunders.

1976-77

- Aug. 25** Acquired Tom Van Arsdale from Buffalo for 2nd rd. pick ('77) and cash.
- Aug. 26** John Wetzel retires. He is first player to retire as a member of the Suns.
- Sept. 21** Pat Riley retires.
- Oct. 15** Waived Nate Hawthorne, Phil Lumpkin and Marv Roberts.
- Dec. 7** Signed free agent Dale Schleuter.
- Mar. 18** Acquired rights to Bayard Forrest from Seattle for 2nd rd. pick ('79) and cash.

1977-78

- Apr. 10** Tom Van Arsdale retires.
- May 12** Dick Van Arsdale retires.

- June 6** Keith Erickson becomes free agent by playing out option.
- July 15** Acquired 4th rd. pick ('78) from Portland for Dale Schleuter.
- Sept. 6** Acquired Don Buse from Indiana for Ricky Sobers.
- Oct. 17** Waived Butch Feher.
- Nov. 14** Waived Greg Griffin.
- Feb. 16** Re-signed Greg Griffin after Curtis Perry was placed on injured list.

1978-79

- Aug. 23** Suspended Greg Griffin who signed contract to play European basketball.
- Sept. 13** Curtis Perry retires.
- Oct. 11** Acquired 2nd rd. pick and cash from Boston for Dennis Awtrey.
- Oct. 12** Waived Ira Terrell.
- Jan. 12** Acquired Len "Truck" Robinson from New Orleans Jazz for Ron Lee, Marty Byrnes, two 1st rd. picks ('79, '80) and cash.
- Jan. 15** Signed free agent Ted McClain.
- May 22** Signed free agent Jeff Cook.

1979-80

- June 22** Acquired 1st rd. pick ('79; Kyle Macy) from Washington for rights to Steve Malovic.
- Aug. 27** Acquired Andre Wakefield from Detroit for 4th rd. pick ('81).
- Sept. 4** Waived Ted McClain.
- Sept. 13** Re-signed free agent Greg Griffin.
- Oct. 1** Waived Charlie Jones, Al Green and Greg Griffin.
- Feb. 15** Acquired Rich Kelley from New Jersey for 1st ('82), 2nd rd. picks ('83) and cash.

1980-81

- May 22** Signed Kyle Macy.
- May 28** Mike Bratz selected by Dallas in Expansion Draft.
- June 3** Acquired Dennis Johnson from Seattle for Paul Westphal.
- June 9** Acquired Wiley Peck from Dallas for 2nd rd. pick ('81) and future considerations.
- Sept. 8** Waived Wiley Peck.
- Nov. 25** Acquired two 2nd rd. picks ('81, '82) and cash from Indiana for Don Buse.
- Feb. 3** Acquired 3rd rd. pick ('81) and a future conditional pick from San Diego Clippers as compensation for the free-agent signing of Gar Heard.

1981-82

- June 8** Acquired Dudley Bradley from Indiana for 2nd rd. picks ('81, '82) and relinquished rights to '83 switch of 1st rd. picks.
- June 18** Waived Mike Niles.
- Sept. 30** Acquired 3rd rd. pick from Chicago for Johnny High.
- Oct. 26** Signed free agent John McCullough.
- Dec. 18** Waived John McCullough.

1982-83

- June 21** Acquired '82 1st rd. pick (David Thirdkill) from Denver for Rich Leley.
- July 1** Waived Dudley Bradley.
- July 7** Re-signed Johnny High; Acquired Maurice Lucas from New York for Truck Robinson.
- Dec. 21** Waived Craig Dykema.
- Feb. 7** Signed free agent Charles Pittman.
- Feb. 8** Acquired James Edwards from Cleveland for Jeff Cook, 3rd rd. pick ('83), and an exchange of 1st rd picks ('83) and cash.

1983-84

- June 27** Acquired Rick Robey and two 2nd rd. picks ('83) from Boston for Dennis Johnson and 1st rd. pick ('83).
- Sept. 14** Signed free agent Paul Westphal.
- Oct. 17** Acquired two 2nd rd. picks ('86 and '87) from Detroit for David Thirdkill.
- Dec. 19** Waived Johnny High; Signed free agent Mike Sanders.
- Dec. 20** Waived Rory White.
- Jan. 11** Re-signed Johnny High to 10-day contract.
- Jan. 20** Re-signed Johnny High to 2nd 10-day contract.
- Feb. 1** Waived Johnny High.

1984-85

- Nov. 27** Signed free agent Michael Young.
- Dec. 10** Waived Michael Young.

1985-86

- June 14** Acquired Bernard Thompson from Portland for 2nd rd. pick ('87).
- Aug. 19** Acquired two 2nd rd. picks ('88 and '89) from L.A. Lakers for Maurice Lucas.
- Oct. 4** Free agent Kyle Macy signed by Chicago. Suns waived right of first refusal for 2nd rd. picks ('86, '90).
- Oct. 8** Signed Devin Durrant.
- Oct. 14** Waived Alvin Scott.
- Nov. 4** Waived Devin Durrant and Michael Holton.
- Dec. 10** Waived Charles Pittman.
- Dec. 13** Re-signed Charles Pittman.
- Mar. 29** Signed free agent Sedic Toney.

1986-87

- June 8** Released Rod Foster.
- July 31** Declined option on final year of Rick Robey's contract, became a veteran free agent.
- Aug. 13** Charles Pittman signed contract with Varese of the Italian Basketball League.
- Sept. 2** Georgi Glouchkov signed contract with Caserta of Italian Basketball League; Placed on Suns' suspended list.
- Oct. 23** Waived Sedic Toney.
- Oct. 28** Waived Charles Jones.
- Feb. 26** Released John MacLeod as head coach; Named Dick Van Arsdale interim head coach.

1987-88

- Apr. 27** Named John Wetzel head coach.
- May 13** Named Herb Brown assistant coach; Named Cotton Fitzsimmons director of player personnel.
- June 11** Signed free agents Victor Fleming, Bill Martin and Joe Ward.
- June 19** Acquired 1st rd. pick ('88) from Detroit for William Bedford; Acquired Eddie Johnson from Sacramento for Ed Pinckney and 2nd rd. pick.
- June 30** Did not renew assistant coach Al Bianchi's contract.
- Aug. 25** Rafael Addison signed with Allibert of Italian Basketball League; Placed on Suns' suspended list.
- Oct. 1** Signed free agent Greg Spurling.
- Oct. 2** Signed free agent Jeff Cook.
- Oct. 3** Signed free agent Ozell Jones.
- Oct. 13** Waived Grant Gondrezick, Steve Beck and Bruce Dalrymple.
- Oct. 14** Jerry Colangelo-led group purchases Suns franchise for \$44.5 million.
- Oct. 19** Waived Victor Fleming, Rafael Addison and Greg Spurling.
- Oct. 20** Re-signed Victor Fleming; Extended offer sheet to restricted free agent Alton Lister; Offer was matched by Seattle.
- Oct. 29** Acquired James Bailey from Cleveland for 2nd rd. pick ('88).
- Oct. 31** Waived Ozell Jones.
- Nov. 4** Waived Victor Fleming.
- Dec. 26** Waived Bill Martin.
- Feb. 24** Acquired Ron Moore and 2nd rd. pick ('91) from Detroit for James Edwards.
- Feb. 25** Acquired Kevin Johnson, Mark West, Ty Corbin, 1st and 2nd rd. picks ('88), and Lakers' 2nd rd. pick ('89) from Cleveland for Larry Nance, Mike Sanders and Detroit's 1st rd. pick ('88); Jay Humphries traded to Milwaukee for Craig Hodges and Golden State's 2nd rd. pick ('88); Waived Bernard Thompson.

1988-89

- Apr. 29** Alvan Adams retired.
- May 2** Relieved John Wetzel and Herb Brown of coaching duties.
- May 10** Named Cotton Fitzsimmons head coach; Named Paul Westphal assistant coach.
- June 20** Named Lionel Hollins assistant coach.
- June 30** Elect not to re-sign veteran free agents James Bailey and Jeff Cook.
- July 5** Signed Tom Chambers as the first unrestricted free agent in NBA history.
- July 6** Walter Davis signs with Denver.
- Aug. 29** Elected not to re-sign Ron Moore.
- Sept. 26** Named Len "Truck" Robinson part-time assistant coach.
- Nov. 25** Suspended Kenny Gattison.
- Dec. 14** Acquired Ed Nealy and 2nd rd. pick ('89) from Chicago for Craig Hodges.
- Dec. 27** Waived Winston Crite.



- Dec. 30** Signed Mark Davis to 10-day contract.
- Jan. 9** Re-signed Mark Davis to 2nd 10-day contract.
- Jan. 14** Waived Mark Davis.
- Jan. 16** Signed T.R. Dunn to 10-day contract.
- Jan. 26** Re-signed T.R. Dunn to 2nd 10-day contract.
- Feb. 5** Re-signed T.R. Dunn for rest of the season.

1989-90

- June 15** Tyrone Corbin selected by Minnesota in Expansion Draft.
- June 27** Acquired Kenny Battle and Michael Williams from Detroit for 1st rd. pick.
- Aug. 24** Signed free agent Steve Kerr.
- Sept. 5** Acquired 2nd rd. pick ('93) from Cleveland for Steve Kerr.
- Sept. 21** Waived Kenny Gattison.
- Oct. 5** Traded Ed Nealy to Chicago for future considerations.
- Nov. 2** Waived Dean Garrett.
- Dec. 12** Waived Micheal Williams.
- Dec. 13** Acquired Kurt Rambis and two 2nd rd. picks from Charlotte Hornets for Armon Gilliam.
- Mar. 21** Signed Tim Legler to 10-day contract.
- Mar. 26** Signed Mike McGee for rest of the season.
- Mar. 31** Re-signed Tim Legler to a 2nd 10-day contract.

1990-91

- July 1** Did not extend offer to Greg Grant; Mike McGee's contract not renewed.
- July 20** Signed free agent Ed Nealy.
- Sept. 6** Signed free agent Ian Lockhart.
- Sept. 28** Acquired 2nd rd. pick ('93) from Washington for Mike Morrison.
- Oct. 28** Acquired future 1st rd. pick ('94, Wesley Person) from Philadelphia for rights to Jayson Williams.
- Nov. 14** Waived Ricky Blanton.
- Dec. 7** Acquired Xavier McDaniel from Seattle for Eddie Johnson and two 1st rd. picks ('91 and '93 or '94).
- Jan. 23** Waived Kenny Battle.
- Jan. 26** Signed free agent Joe Barry Carroll.

1991-92

- Aug. 6** Ian Lockhart signed with Cholet, France.
- Oct. 1** Acquired Jerrod Mustaf, Trent Tucker and two 2nd rd. picks from New York for Xavier McDaniel.
- Oct. 29** Waived Joey Wright.
- Oct. 30** Waived Joe Barry Carroll.
- Oct. 31** Placed Richard Dumas on suspended list.
- Nov. 15** Waived Trent Tucker.
- Feb. 14** Signed Steve Burt to 10-day contract.
- Feb. 24** Re-signed Steve Burt to 2nd 10-day deal.
- Mar. 5** Re-signed Steve Burt for rest of the season.

1992-93

- Apr. 23** Paul Westphal replaces Cotton Fitzsimmons as head coach; Fitzsimmons becomes the team's Senior Executive V.P.
- June 17** Acquired Charles Barkley from Philadelphia for Jeff Hornacek, Tim Pery and Andrew Lang.
- July 2** Waived Steve Burt.
- July 3** Signed free agent Danny Ainge.
- Aug. 4** Signed free agent Bob Martin.
- Aug. 18** Signed free agent Tim Kempton.
- Sept. 29** Signed free agent Alex Stivirins.
- Oct. 8** Signed picks Oliver Miller and Brian Davis; Signed free agent Frank Johnson.
- Oct. 22** Waived Brian Davis.
- Nov. 3** Waived Frank Johnson and Bob Martin.
- Nov. 5** Waived Ed Nealy; Re-signed Frank Johnson to one-year contract; Signed free agent Duane Cooper.
- Nov. 20** Waived Kurt Rambis.
- Nov. 25** Waived Alex Stivirins.
- Dec. 1** Re-signed Alex Stivirins.
- Dec. 16** Activated Richard Dumas from the suspended list.
- Dec. 26** Waived Alex Stivirins.
- Mar. 28** Re-signed Alex Stivirins to 10-day contract; placed Richard Dumas on suspended list. Re-signed Alex Stivirins to 2nd 10-day contract.
- Apr. 7**

1993-94

- June 25** Chose not to exercise option on Tom Chambers, making him an unrestricted free agent.
- July 23** Re-signed free agent Richard Dumas.
- July 28** Re-signed Frank Johnson.
- Aug. 13** Signed free agent Joe Kleine.
- Aug. 26** Signed free agent Cedric Ceballos.
- Sept. 8** Signed pick Malcolm Mackey to multi-year contract.
- Sept. 28** Signed free agent A.C. Green.
- Oct. 7** Signed free agent Rod Higgins.
- Oct. 16** Waived Byron Wilson.
- Nov. 2** Waived Rod Higgins.
- Nov. 10** Acquired 2nd rd. pick ('96, Ben Davis) from San Antonio for Negele Knight; Signed free agent Duane Cooper to one-year contract.
- Jan. 21** Waived Tim Kempton.
- Jan. 22** Signed Elliot Perry to 10-day contract.
- Feb. 1** Re-signed Elliot Perry to 2nd 10-day contract.
- Feb. 11** Re-signed Elliot Perry for the rest of season.
- Feb. 26** Waived Joe Courtney.
- Apr. 15** Signed Skeeter Henry for rest of season.

1994-95

- June 2** Signed Kevin Johnson to a one-year contract extension.
- July 22** Waived Skeeter Henry.
- July 29** Charles Claxton, the 50th pick, announces he will return to Georgia for senior year, Suns retain rights until 1996 Draft.
- Aug. 1** Acquired two 2nd rd. picks (Russ Millard in '96; '99) from Detroit for Mark West.
- Sept. 8** Signed free agent Danny Manning to one-year contract.
- Sept. 15** Signed Antonio Lang and Aaron Swinson; Signed free agent Winston Garland; Waived Jerrod Mustaf as part of agreement to buy out remaining two years of his contract.
- Sept. 16** Signed free agent Wayman Tisdale to one-year contract.
- Sept. 20** Did not match Detroit's offer sheet for restricted free agent Oliver Miller.
- Sept. 23** Acquired 1st rd. pick ('95, Michael Finley) from L.A. Lakers for Cedric Ceballos.
- Sept. 30** Signed free agent Dan Schayes.
- Oct. 13** Waived Duane Cooper.
- Nov. 2** Waived Anthony Goldwire, Winston Garland and Malcolm Mackey.
- Nov. 11** Signed free agent Trevor Ruffin.
- Dec. 29** Waived Aaron Swinson.
- Mar. 14** Activated Richard Dumas from the suspended list.
- May 17** Waived Richard Dumas.
- May 31** Released assistant coaches Lionel Hollins and Scotty Robertson from duties.

1995-96

- June 1** Named Paul Silas assistant coach.
- June 14** Stefano Rusconi signed with Benetton Treviso of Italian Basketball League.
- July 1** NBA lockout begins.
- July 26** Named Donn Nelson assistant coach.
- Sept. 18** NBA lockout ends.
- Sept. 25** Re-signed free agent Elliot Perry; Signed free agent John Coker.
- Oct. 2** Signed second-round pick Chris Carr.
- Oct. 3** Signed free agents Steve Turner and Orlando Smart.
- Oct. 4** Signed 1st rd. picks Michael Finley and Mario Bennett; Re-signed free agent Wayman Tisdale to a two-year contract.
- Oct. 7** Acquired John "Hot Rod" Williams from Cleveland for Dan Majerle, Antonio Lang and a conditional 1st rd. pick ('96, '97 or'98).
- Oct. 12** Re-signed free agent Danny Manning to a six-year contract.
- Nov. 1** Signed free agent Tony Smith.
- Jan. 16** Relieved Paul Westphal of head coaching duties; Named Cotton Fitzsimmons head coach.
- Jan. 18** Signed free agent David Wood to 10-day contract (allowed under NBA's Special Hardship Rule due to numerous Suns injuries).
- Jan. 31** Waived Stefano Rusconi.
- Feb. 22** Acquired Terrence Rencher from Miami for Tony Smith.

1996-97

- May 30** Named Danny Ainge assistant coach and future head coach.
- July 12** Re-signed free agent John Coker.
- July 19** Unrestricted free agent Chris Carr signed contract with Minnesota.
- July 24** Signed 1st rd. pick Steve Nash.
- Aug. 15** Signed free agent Evric Gray.
- Aug. 19** Acquired Chucky Brown, Mark Bryant, Sam Cassell and Robert Horry from Houston for Charles Barkley and 2nd rd. pick ('99).
- Aug. 25** Acquired Marty Conlon and conditional 1st pick ('97, '98 or '99) from Milwaukee for Elliot Perry.
- Oct. 13** Signed free agent Rex Chapman to a one-year contract.
- Oct. 29** Waived Mario Bennett, John Coker and Marty Conlon.
- Nov. 14** Head Coach Cotton Fitzsimmons steps down; Named Danny Ainge head coach.
- Dec. 4** Acquired Darrin Hancock and a conditional 2nd. rd. pick (1997, '98, '99) from Milwaukee for Chucky Brown.
- Dec. 10** Waived Darrin Hancock.
- Dec. 26** Acquired Jason Kidd with Tony Dumas and Loren Meyer from Dallas for Michael Finley, Sam Cassell, A.C. Green and 2nd rd. pick.
- Jan. 10** Acquired Cedric Ceballos and Rumeal Robinson from L.A. Lakers for Robert Horry and Joe Kleine.
- Jan. 31** Signed free agent Dexter Boney to a 10-day contract.
- Feb. 11** Re-signed Dexter Boney to a 2nd 10-day contract.
- Feb. 14** Waived Rumeal Robinson.
- Feb. 20** Signed free agent Horacio Llamas to a 10-day contract; Named Frank Johnson assistant coach.
- Mar. 3** Re-signed Horacio Llamas to a second 10-day contract.
- Mar. 13** Re-signed Horacio Llamas for the remainder of the 1996-97 season.
- Apr. 5** Signed free agent Mike Brown for the remainder of the season.

1997-98

- June 24** Re-signed Kevin Johnson to a one-year contract.
- June 25** Named Scott Skiles assistant coach.
- July 2** Re-signed free agent Mark Bryant to a two-year contract.
- July 8** Re-signed free agents Rex Chapman, John Williams and Horacio Llamas to one-year contracts.
- July 15** Signed second-round pick Stephen Jackson.
- Aug. 22** Signed free agents Tom Chambers and William Cunningham.
- Aug. 25** Signed free agent Clifford Robinson to a one-year contract utilizing the million-dollar exception.
- Sept. 2** Signed veteran free agent George McCloud to a one-year contract for the league minimum.



- Sept. 29** Signed Shawn Dirden, Russ Millard and Dwayne Schintzius.
- Oct. 1** Acquired Antonio McDyess from Denver in a three-team deal with Cleveland: Suns sent Wesley Person and Tony Dumas to the Cavs and four picks: two firsts (1998; Milwaukee's, in 1998 or '99); two seconds (2000, '02) to Denver. Cleveland also sent a future 1st-rd. choice to Denver.
- Oct. 10** Waived Dwayne Schintzius.
- Oct. 13** Waived Will Cunningham.
- Oct. 20** Waived Russ Millard.
- Oct. 28** Waived Shawn Dirden.
- Oct. 30** Waived Stephen Jackson.
- Nov. 21** Acquired Marko Milic from Philadelphia for Tom Chambers.
- Dec. 11** Signed free agent Brooks Thompson.
- Jan. 7** Waived free agent Brooks Thompson.
- Jan. 9** Re-signed free agent Brooks Thompson to 10-day contract.
- Jan. 19** Re-signed Brooks Thompson to second 10-day contract.
- Jan. 29** Waived free agent Brooks Thompson.
- Feb. 18** Acquired Dennis Scott from Dallas Mavericks for Cedric Ceballos.
- Apr. 18** Signed free agent Mike Brown for remainder of season.
- June 24** Acquired Dallas' unconditional 1st-rd. pick in 1999 (used to draft Shawn Marion), the draft rights to Pat Garrity (Milwaukee's first-rd. pick, No. 18, acquired by Dallas in a separate deal), Martin Muursepp and Bubba Wells from Dallas in exchange for veteran Steve Nash; Acquired the draft rights to Toby Bailey from the L.A. Lakers for future considerations.

1998-99

- June 30** NBA commences lockout.
- Jan. 21** NBA lockout officially ends and training camps open.
- Jan. 22** Re-signed free agents Horacio Llamas and Marko Milic; Signed rookie Toby Bailey and free agents James Collins, Joe Kleine.
- Jan. 23** Acquired Luc Longley from Chicago for Mark Bryant, Martin Muursepp, Bubba Wells and a conditional 1st rd. pick; Re-signed free agent George McCloud.
- Jan. 24** Signed free agents Tom Gugliotta and Jamie Feick.
- Jan. 25** Re-signed free agents Rex Chapman and Clifford Robinson and signed rookies Pat Garrity and Gerald Brown.
- Jan. 29** Signed free agent Shawn Respert; Waived Jamie Feick.
- Feb. 2** Waived James Collins.
- Feb. 3** Signed free agent Chris Morris.
- Mar. 2** Waived Shawn Respert.
- Apr. 1** Signed Jimmy Oliver to a 10-day contract.
- Apr. 7** Released Jimmy Oliver.
- Apr. 28** Signed Alvin Sims for rest of the season.
- May 4** Signed Randy Livingston for the rest of the season; Released Alvin Sims.

- May 24** Sent 1st rd. pick (16th overall) in the 1999 Draft to Chicago to complete the Luc Longley trade.

1999-00

- Aug. 2** Re-signed Clifford Robinson; Signed Oliver Miller.
- Aug. 3** Signed Rodney Rogers.
- Aug. 5** Acquired Anfernee Hardaway from Orlando for Pat Garrity, Danny Manning and two 1st rd. picks.
- Aug. 17** Re-signed Randy Livingston.
- Sept. 9** Signed Corie Blount.
- Oct. 4** Signed Todd Day.
- Oct. 19** Signed Mark West.
- Dec. 13** Danny Ainge stepped down as head coach; Scott Skiles named head coach.
- Dec. 18** Named John MacLeod special assistant coach.
- Dec. 21** Waived Gerald Brown.
- Dec. 23** Signed Ben Davis.
- Jan. 5** Waived Ben Davis.
- Jan. 7** Signed Ben Davis to 10-day contract.
- Jan. 11** Released Ben Davis.
- Mar. 13** Signed Don MacLean to 10-day contract.
- Mar. 23** Signed Don MacLean to 2nd 10-day contract.
- Mar. 25** Signed Kevin Johnson.
- Apr. 2** Signed Don MacLean for rest of season.
- Apr. 18** Scott Skiles signed a multiyear contract.
- June 13** Named Jim Boylan assistant coach and re-signed assistant coaches Frank Johnson and Phil Weber - all to three-year contracts.
- June 20** Dr. Richard Emerson stepped down as team physician.
- July 18** Joe Proski stepped down as athletic trainer.
- July 31** Named Aaron Nelson athletic trainer.

2000-01

- Aug. 2** Signed free agent Tony Delk.
- Aug. 3** Re-signed free agent Corie Blount and signed free agents Ruben Garces, Justin Love and Daniel Santiago.
- Aug. 8** Kevin Johnson announced his retirement from basketball.
- Aug. 23** Signed free agent Paul McPherson. Named Dr. Thomas Carter lead team physician.
- Sept. 16** Signed free agent Mario Elie.
- Sept. 20** Acquired Chris Dudley and a 1st rd. pick from New York, plus cash, in a four-team trade with Seattle and the L.A. Lakers that included 12 players (Patrick Ewing, Glen Rice, Horace Grant) and five picks - the largest trade in NBA history. Phoenix sent Luc Longley to New York.
- Oct. 2** Signed Jake Tsakalidis after a London arbitrator ruled he did not have a validly binding contract with his former Greek club.
- Oct. 25** Waived Justin Love.



- Nov. 20** Rex Chapman retired.
- Dec. 8** Signed Elliot Perry.
- Jan. 5** Waived Elliot Perry.
- Jan. 7** Activated Anfernee Hardaway.
- Jan. 16** Placed Anfernee Hardaway on the injured list.
- Jan. 17** Signed Elliot Perry to 10-day contract.
- Jan. 26** Acquired Vinny Del Negro from Golden State for Corie Blount, Ruben Garces, Paul McPherson.
- Jan. 27** Signed Elliot Perry to 2nd 10-day contract.
- Feb. 6** Signed Elliot Perry for rest of season.

2001-02

- July 18** Acquired Stephon Marbury, Soumaila Samake, Johnny Newman from New Jersey for Jason Kidd, Chris Dudley; Acquired Jud Buechler, John Wallace from Detroit for Clifford Robinson.
- July 19** Signed free agent Dan Majerle; Named Mark West assistant general manager.
- July 23** Signed free agent Charlie Bell.
- Sept. 28** Waived Johnny Newman.
- Oct. 29** Acquired Jake Voskuhl from Chicago for Soumaila Samake, 2003 2nd rd. pick.
- Nov. 16** Acquired Bo Outlaw, 1st rd. pick from Orlando in three-team deal that sent Jud Buechler to Orlando and Vinny Del Negro to L.A. Clippers; Activated Dan Majerle.
- Dec. 11** Waived Charlie Bell.
- Jan. 7** Signed Joe Crispin; Waived Daniel Santiago.
- Feb. 17** Scott Skiles stepped down as head coach; Frank Johnson named head coach.
- Feb. 18** Named Al Bianchi assistant coach.
- Feb. 20** Acquired Joe Johnson, Milt Palacio, Randy Brown, 1st rd. pick from Boston for Tony Delk, Rodney Rogers.
- Apr. 18** Signed Head Coach Frank Johnson to multi-year contract extension.
- June 10** Named Marc Iavaroni assistant coach.
- June 24** Named Rick Welts President and Chief Operating Officer.
- June 25** Named Mike D'Antoni assistant coach.
- June 27** Exercised option on Alton Ford.
- July 19** Signed free agent Scott Williams.

2002-03

- Aug. 8** Signed Shawn Marion to a six-year contract extension, starting with 2003-04.
- Aug. 17** Acquired 2008 2nd rd. pick from Cleveland for Milt Palacio.
- Sept. 27** Signed free agent Dan Langhi.
- Sept. 30** Signed free agents Anthony Goldwire, Maurice Baker, Chris Burgess and Bobby Lazor.
- Oct. 8** Waived Maurice Baker and Bobby Lazor.
- Oct. 23** Waived Chris Burgess and Anthony Goldwire; Exercised option on Jake Tsakalidis.
- July 17** Re-signed free agent Scott Williams.
- July 22** Re-signed free agent Jake Voskuhl.

2003-04

- Sept. 30** Acquired Brevin Knight, Robert Archibald and Cezary Trybanski from Memphis for Bo Outlaw and Jake Tsakalidis.
- Oct. 7** Signed Stephon Marbury to a multi-year contract extension.
- Oct. 24** Exercised fourth-year option on Joe Johnson for the 2004-05 season.
- Nov. 5** Acquired Jahidi White from Washington for Brevin Knight.
- Dec. 10** Frank Johnson dismissed as head coach; Mike D'Antoni named head coach.
- Dec. 23** Acquired Donnell Harvey from Orlando for a conditional 2004 2nd rd. pick.
- Dec. 26** Acquired a conditional 2005 2nd rd. pick from Orlando for Robert Archibald.
- Jan. 5** Acquired Antonio McDyess, Howard Easley, Charlie Ward, Maciej Lampe, the draft rights to Milos Vujanac, two 1st rd. picks and cash from New York for Stephon Marbury, Anfernee Hardaway and Cezary Trybanski.
- Feb. 19** Acquired Keon Clark and Ben Handlogten from Utah for Tom Gugliotta, two conditional 1st rd. picks and a 2005 2nd rd. pick.
- April 16** Announced an agreement to sell the Phoenix Suns to a group headed by banking and real estate executive Robert Sarver for an NBA record \$401 million.
- May 12** Signed Head Coach Mike D'Antoni to a two-year contract extension.
- June 1** Alvin Gentry named assistant coach.
- June 22** Jahidi White was selected in the NBA Expansion Draft by Charlotte and Phoenix sent the Bobcats a future 1st rd. pick owed to the Suns from Cleveland in return.
- June 24** Acquired the draft rights to Jackson Vroman (31st pick overall), a future 1st rd. pick and cash from Chicago for the draft rights to Luol Deng (7th pick).
- June 30** NBA Board of Governors unanimously approved the sale of the team to Suns Legacy Partners (Robert Sarver).

2004-05

- July 9** Signed rookie Jackson Vroman.
- July 14** Signed free agent Steve Nash; Signed offer sheet to restricted free agent Quentin Richardson.
- July 29** Quentin Richardson becomes a member of the Suns after the L.A. Clippers did not match the Suns' offer sheet.
- Aug. 20** Signed free agent Steven Hunter.
- Sept. 7** Signed Japanese-born free agent Yuta Tabuse.
- Sept. 10** Suns CEO and Chairman Jerry Colangelo was inducted into the Naismith Memorial Hall of Fame in Springfield, Mass.
- Oct. 1** Signed free agent Paul Shirley.
- Oct. 24** Exercised fourth-year option on Amaré Stoudemire for the 2005-06 season.
- Oct. 29** Waived Howard Easley after agreeing to a contract buyout.



- Nov. 3** Waived Paul Shirley.
- Nov. 8** Signed free agent Bo Outlaw.
- Dec. 18** Waived Yuta Tabuse.
- Jan. 3** Acquired two future 2nd rd. picks from Golden State for Zarko Cabarkapa.
- Jan. 19** Smush Parker signed a 10-day contract.
- Jan. 21** Acquired Jim Jackson and a 2005 2nd rd. pick (via Dallas) from New Orleans for Casey Jacobsen, Maciej Lampe and Jackson Vroman.
- Jan. 23** Signed free agent Paul Shirley.
- Jan. 29** Smush Parker signed a second 10-day contract.
- Feb. 8** Acquired Walter McCarty and cash from Boston for a 2005 2nd rd. pick (via Golden State).
- Feb. 24** Assistant coaches Marc Iavaroni and Phil Weber signed two-year contract extensions.
- June 28** Acquired Kurt Thomas and the draft rights to Dijon Thompson (54th overall) from New York in exchange for Quentin Richardson and the draft rights to Nate Robinson (21st overall); Acquired future considerations from Orlando for the draft rights to Marcin Gortat (57th overall).
- June 29** Named Dan D'Antoni, brother of Mike D'Antoni, an assistant coach.

2005-06

- July 11** Signed rookie Dijon Thompson (54th overall).
- Aug. 2** Acquired a 2007 conditional second-round pick from Charlotte for Jake Voskuhl.
- Aug. 3** Signed free agent Raja Bell.
- Aug. 18** Signed free agents Brian Grant and Pat Burke.
- Aug. 19** Acquired Boris Diaw and two lottery-protected first-round picks in a sign-and-trade deal with Atlanta for Joe Johnson.
- Aug. 25** Signed head coach Mike D'Antoni to a multi-year contract extension; Acquired James Jones from Indiana for a 2008 second-round pick.
- Sept. 12** Signed free agents Eddie House and Lucas Fischer.
- Sept. 30** Signed free agent Anthony Lever-Pedroza.
- Oct. 3** Signed Amaré Stoudemire to a multi-year contract extension.
- Oct. 24** Claimed Jared Reiner off waivers from the L.A. Clippers.
- Oct. 27** Exercised the fourth-year options on Leandro Barbosa and Boris Diaw; Waived Anthony Lever-Pedroza.
- Nov. 2** Signed free agent Sharrod Ford and waived Lucas Fischer.
- Nov. 4** Assigned rookie Dijon Thompson to the Albuquerque Thunderbirds of the NBA Development League.
- Nov. 26** Recalled Dijon Thompson from Albuquerque Thunderbirds of the NBA Development League.
- Jan. 5** Waived center Jared Reiner.

- Jan. 6** America West Arena was officially renamed US Airways Center.
- Jan. 9** Signed forward Josh Davis to a 10-day contract.
- Jan. 26** Acquired forward Nikoloz Tskitishvili from Minnesota for a 2006 second-round pick.
- Feb. 27** President and General Manager Bryan Colangelo resigned after 11 seasons as general manager of the club.
- Mar. 1** Waived swingman Jim Jackson and signed guard Andre Barrett to a 10-day contract.
- Mar. 3** Signed free-agent forward Tim Thomas to a one-year contract.
- Mar. 9** Signed President and Chief Operating Officer Rick Welts to a contract extension through the 2008-09 season.
- Mar. 10** Head Coach Mike D'Antoni named Executive Vice President of Basketball Operations and General Manager; David Griffin promoted to Vice President of Basketball Operations and Mark West promoted to Vice President of Player Programs.
- Mar. 11** Signed Andre Barrett to a second 10-day contract.
- Mar. 15** Released Andre Barrett.

2006-07

- July 6** Promoted Vinny Del Negro to director of player personnel and Todd Quinter to assistant coach/director of scouting.
- July 13** Signed free-agent swingman Eric Piatkowski to a two-year contract.
- July 20** Signed free-agent guard Marcus Banks to multi-year contract.
- July 27** Signed free-agent center Sean Marks to a one-year contract.
- Aug. 4** Signed guard Leandro Barbosa to a multi-year contract extension.
- Aug. 31** Signed free-agent forward Jumaine Jones to one-year contract.
- Sept. 12** Named Ann Meyers Drysdale a vice president with the Phoenix Suns and general manager of the WNBA's Phoenix Mercury.
- Sept. 28** Signed free-agent guard Davin White.
- Oct. 19** Waived Davin White.
- Oct. 20** Signed Boris Diaw to a multi-year contract extension.
- Nov. 7** Signed free-agent swingman Jalen Rose to a one-year contract.
- June 6** Steve Kerr named President of Basketball Operations and General Manager; Announced that Mike D'Antoni would remain team's Executive Vice President of Basketball Operations and Head Coach; David Griffin promoted to Sr. Vice President of Basketball Operations.

2007-08

- June 28** Selected Alando Tucker (29th overall) and D.J. Strawberry (59th overall) in 2007 NBA Draft. Traded draft rights to Rudy Fernandez (24th overall) to Portland for cash considerations.
- July 7** Signed first-round pick Alando Tucker.
- July 11** Signed Grant Hill. Completed draft day trade with Portland by sending forward James Jones to Blazers.
- July 20** Traded Kurt Thomas and two future first-round picks (2008, 2010) to Seattle for a future conditional second-round selection.
- July 24** Re-signed Sean Marks to one-year contract.
- July 30** Named Jay Humphries assistant coach.
- Aug. 28** Named Vinny Del Negro assistant general manager.
- Oct. 1** Signed Brian Skinner to one-year contract. Added Rawle Marshall, Doug Thomas and Richie Frahm to training camp roster.
- Oct. 13** Waived Rawle Marshall and Doug Thomas.
- Oct. 24** Waived Richie Frahm.
- Nov. 28** Assigned Alando Tucker to the Albuquerque Thunderbirds of the NBA Development League.
- Dec. 17** Recalled Alando Tucker. Assigned D.J. Strawberry to the Albuquerque Thunderbirds of the NBA Development League.
- Jan. 10** Recalled D.J. Strawberry. Assigned Alando Tucker to the Albuquerque Thunderbirds of the NBA Development League.
- Jan. 21** Recalled Alando Tucker.
- Feb. 6** Acquired Shaquille O'Neal from the Miami Heat in exchange for Shawn Marion and Marcus Banks.
- Feb. 22** Signed free-agent Linton Johnson to 10-day contract.
- Mar. 3** Signed Linton Johnson to second 10-day contract.
- Mar. 4** Signed free-agent Gordan Giricek for the remainder of the season.
- Mar. 13** Assigned Alando Tucker to the Albuquerque Thunderbirds of the NBA Development League.
- Apr. 7** Recalled Alando Tucker.
- Apr. 16** Signed Linton Johnson for the remainder of the season.

2008-09

- May 10** Suns Executive VP of Basketball Operations and Head Coach Mike D'Antoni resigns.
- June 9** Terry Porter named the 13th head coach in franchise history.
- June 20** Alvin Gentry, Bill Cartwright, Dan Majerle and Igor Kokoskov join Porter's coaching staff as assistants.
- June 26** Grant Hill exercises player option for 2008-09 season.
- June 26** Selected Robin Lopez (15th overall) and acquired rights Goran Dragic (45th overall) from San Antonio for 2009 second-round pick, cash and the rights to Malik Hairston (48th overall).
- July 10** Signed Robin Lopez.
- July 22** Signed Matt Barnes to a one-year contract.
- Aug. 14** Signed Louis Amundson.
- Aug. 25** Acquired Sean Singletary from Houston for D.J. Strawberry.
- Aug. 27** Announced the promotions of Todd Quinter to Director of Player Personnel and Noel Gillespie to Advance Scout.
- Sept. 22** Signed Goran Dragic.
- Sept. 26** Signed Coleman Collins, Trey Johnson and Robert Hite to training camp contracts.
- Oct. 8** Waived Coleman Collins.
- Oct. 13** Waived Trey Johnson.
- Oct. 23** Exercised contract option on Alando Tucker for 2009-10 season... Waived Robert Hite.
- Dec. 10** Acquired Jason Richardson, Jared Dudley and 2010 second-round pick from Charlotte for Raja Bell, Boris Diaw and Sean Singletary.
- Dec. 24** Signed Dee Brown.
- Dec. 25** Assigned Alando Tucker to Iowa of the D-League.
- Jan. 2** Recalled Alando Tucker from Iowa of the D-League.
- Jan. 6** Released Dee Brown.
- Jan. 20** Signed Courtney Sims to a 10-day contract.
- Feb. 14** Signed Courtney Sims to second 10-day contract.
- Feb. 16** Relieved Terry Porter of head coaching duties; named Alvin Gentry interim head coach.
- March 4** Signed Stromile Swift for the remainder of the season.



2009-10

- Aug. 24** Named John Shumate assistant coach, added Bruce Fraser to scouting staff, and promoted Elvis Valcarcel to video coordinator.
- Sept. 15** Reached buyout agreement with Sasha Pavlovic.
- Sept. 28** Announced the signings of Dan Dickau, Carlos Powell and Raymond Sykes to training camp contracts.
- Oct. 5** Waived Raymond Sykes.
- Oct. 21** Waived Dan Dickau and Carlos Powell.
- Oct. 26** Claimed Jarron Collins off waivers.
- Oct. 30** Exercised 2010-11 team options on Jared Dudley and Robin Lopez, declined the 2010-11 option on Alando Tucker.
- Dec. 7** Assigned Taylor Griffin to the Iowa Energy of the NBA D-League. Griffin was recalled Dec. 14.
- Dec. 28** Assigned Taylor Griffin to the Iowa Energy of the NBA D-League. Griffin was recalled on Jan. 20.
- Dec. 29** Traded Alando Tucker, a conditional second-round pick and cash considerations to the Timberwolves for Jason Hart. The Suns then waived Hart.
- March 15** Assigned Earl Clark to the Iowa Energy of the NBA D-League. Clark was recalled on March 21.
- April 5** Signed Dwayne Jones from the Austin Toros of the NBA Development League.
- April 7** Assigned Taylor Griffin to the Iowa Energy of the NBA Development League. Griffin was recalled on April 12.
- June 8** Grant Hill exercised player option for 2010-11 season.
- June 15** Suns and President of Basketball Operations and General Manager Steve Kerr announced that Kerr would leave the club at the end of his contract on June 30.
- June 24** Selected Georgia Tech forward Gani Lawal (46th overall, second round) and Miami (FL) forward Dwayne Collins (60th overall, second round) in 2010 NBA Draft.
- June 24** Exercised third-year contract option on head coach Alvin Gentry for 2011-12 season.
- June 24** Signed assistant coaches Dan Majerle, Bill Cartwright and Igor Kokoskov through 2011-12 season.
- June 29** Named Noel Gillespie assistant coach/advance scout.
- July 8** Re-signed free agent Channing Frye to a five-year deal.
- July 9** Completed sign-and-trade deal with New York that sent free agent Amar'e Stoudemire to Knicks. Phoenix received a trade exception.
- July 9** Acquired Hakim Warrick in a sign-and-trade deal with the Chicago Bulls in exchange for a 2011 second-round pick. Warrick signed a four-year contract.
- July 14** Acquired Josh Childress in a sign-and-trade deal with the Atlanta Hawks in exchange for a 2012 second-round pick. Childress signed a five-year contract.
- July 14** Acquired Hedo Turkoglu from Toronto Raptors in exchange for Leandro Barbosa and Dwayne Jones.
- July 20** Named sports attorney Lon Babby the club's president of basketball operations. Waived Taylor Griffin.
- July 26** Signed draft pick Gani Lawal.
- Aug. 2** Signed Matt Janning.
- Aug. 4** Named former Spurs and Cavaliers executive Lance Blanks the club's general manager.

Please refer to Transactions 2010-11 Season Review section



Suns Draft Résumé

1968 Expansion Draft – May 6

Player	Team Acquired From
John Barnhill	San Diego
Emmette Bryant	New York
Gail Goodrich	Los Angeles
Dennis Hamilton	Los Angeles
Neil Johnson	New York
David Lattin	San Francisco
Paul Long	Detroit
Stan McKenzie	Baltimore
McCoy McLemore	Chicago
Bill Melchionni	Philadelphia
Dave Schellhase	Chicago
Dick Snyder	Atlanta
Craig Spitzer	Chicago
Eugene Tormohlen	Atlanta
Dick Van Arsdale	New York
Roland West	Baltimore
John Wetzel	Los Angeles
George Wilson	Seattle

1968 NBA Draft – June 4

Player	From	Rd.	Pick
1. Gary Gregor	South Carolina	1	8
2. Dick Cunningham	Murray State	2	21
3. Art Beatty	American	3	36
4. Rich Jones	Memphis State	4	50
5. Harry Holines	Denver	5	64
6. Rodney Knowles	Davidson	6	77
7. Charles Parkes	Idaho State	7	92
8. Brian Clare	Denver	8	105
9. Merv Jackson	Utah	9	120
10. Lee Davis	N. Carolina Coll.	10	133
11. Ron Boone	Idaho State	11	147
12. Bill Davis	Arizona	12	160

1969 NBA Draft – April 7

Player	From	Rd.	Pick
1. Neal Walk	Florida	1	2
2. Gene Williams	Kansas State	2	23
3. Floyd Kerr	Colorado State	3	30
4. Lamar Green	Morehead State	3	33
5. Lloyd Kerr	Colorado State	3	39
6. Dennis Stewart	Michigan	4	44
7. Rich Jones	Michigan	5	58
8. Dan Sadlier	Dayton	6	72
9. Bill Sweek	UCLA	7	86
10. Bob Edwards	Arizona State	8	100

11. Steve Jennings	USC	9	114
12. Rick Abramson	Oregon	10	128
13. Fred Lind	Duke	11	142
14. Bob Miller	Toledo	12	156
15. Andy White	UTEP	13	169
16. Marv Schmidt	W. New Mexico	14	180

1970 NBA Draft – May 23

Player	From	Rd.	Pick
1. Greg Howard	New Mexico	1	10
2. Fred Taylor	Pan American	2	27
3. Joe DePre	St. John's	2	29
4. Greg McDivitt	Ohio	3	44
5. Vann Williford	N. C. State	3	48
6. Bob Lienhard	Georgia	4	61
7. John Canine	Ohio	5	78
8. Joe Thomas	Marquette	6	95
9. Heyward Dotson	Columbia	7	112
10. Steve Patterson	UCLA	8	129
11. Carl Ashley	Wyoming	9	146
12. G. Schreur	Arizona State	10	163
13. Jim Walls	Clark College	11	178
14. Ric Cobb	Marquette	12	190
15. Fred Carpenter	Hawaii	13	200
16. Chad Calabria	Iowa	14	210
17. Walt Williams	Miami (Ohio)	15	219

1971 NBA Draft – May 29

Player	From	Rd.	Pick
1. John Roche	South Carolina	1	14
2. Dennis Layton	USC	3	48
3. Walt Szczerbiak	G. Washington	4	65
4. Ken Gardner	Utah	5	82
5. Bob Kissane	Holy Cross	5	84
6. William Graham	Kentucky State	6	99
7. Ralph Brateris	Trenton State	7	116
8. Vernell Eltzy	Florida State	8	133
9. Mike Johnson	Kansas State	9	149
10. Tom Newell	Hawaii	10	165
11. Paul Leitz	W. Carolina	11	179
12. Floyd Mason	Alcorn A&M	12	192
13. Ron Dorsey	Tennessee State	13	204
14. Ken Booker	UCLA	14	213
15. Curtis Carter	Bishop College	15	222



1972 NBA Draft – April 10

Player	From	Rd.	Pick
1. Corky Calhoun	Pennsylvania	1	4
2. Scott English	UTEP	3	33
3. Don Buse	Evansville	3	34
4. Claude Terry	Stanford	3	42
5. Matt Gantt	St. Bonaventure	4	59
6. Wardell Dyson	Shaw College	5	75
7. Charles Edge	Le Moyne	6	92
8. Bernie Fryer	Brigham Young	7	109
9. Russell Golden	Jackson State	8	125
10. Bill Kennedy	Arizona State	9	140
11. Al Vilchek	Louisville	10	153
12. John Belcher	Arkansas State	11	164
13. Mark Soderberg	Utah	12	172
14. Kelly Utley	Shaw College	13	179
15. Ray Golson	West Texas State	14	186

1973 NBA Draft – April 23

Player	From	Rd.	Pick
1. Mike Bantom	St. Joseph's	1	8
2. Gary Melchionni	Duke	2	38
3. Joe Reaves	Bethel	3	42
4. Steve Mitchell	Kansas State	3	43
5. Ron Robinson	Memphis State	4	60
6. Clinton Harris	Iowa State	5	77
7. Gene Doyle	Holy Cross	6	94
8. Jerry Bisbano	SW Louisiana	7	111
9. Jim Owens	Arizona State	8	128
10. Sandy Smith	Winston-Salem	9	144
11. Claude White	Elmhurst College	10	158
12. Lynn Greer	Virginia St. Coll.	11	170
13. Lyman Williamson	Samford College	12	179
14. Kalevi Sarkalahti	Brigham Young	13	186

1974 NBA Draft – May 8

Player	From	Rd.	Pick
1. John Shumate	Notre Dame	1	4
2. Fred Saunders	Syracuse	2	31
3. George Gervin	Eastern Michigan	3	40
4. Earl Williams	Winston-Salem	3	49
5. Randy Allen	Indiana (Pa.)	4	58
6. Ralph Bobik	Creighton	5	76
7. Collis Temple	LSU	6	94
8. Clyde Dickey	Boise State	7	112
9. Tom Holland	Oklahoma	8	130
10. Ted Evans	Oklahoma	9	148
11. Mark Wasley	Arizona State	10	165

1975 NBA Draft – May 9

Player	From	Rd.	Pick
1. Alvan Adams	Oklahoma	1	4
2. Ricky Sobers	UNLV	1	16
3. Allen Murphy	Louisville	2	35
4. Jimmy D. Connor	Kentucky	2	36
5. Bayard Forrest	Grand Canyon	3	54
6. Sam McCants	Oral Roberts	4	58
7. Joe Pace	Coppin State	5	76
8. Biff Burrell	USC	6	94
9. Dave Edmunds	West Georgia	7	112
10. Jack Schrader	Arizona State	8	130
11. Owen Brown	Maryland	9	147
12. Mike Moon	Arizona State	10	163

1976 NBA Draft – June 8

Player	From	Rd.	Pick
1. Ron Lee	Oregon	1	10
2. Al Fleming	Arizona	2	30
3. Butch Feher	Vanderbilt	2	33
4. Ira Terrell	Southern Methodist	3	45
5. Paul Miller	Oregon State	4	62
6. Ralph Walker	St. Mary's (Calif.)	5	79
7. Carl Brown	Eastern Kentucky	6	97
8. Brad Warble	Eastern Illinois	7	115
9. Tom DeBerry	Northern Arizona	8	133
10. John Irving	Hofstra	9	151
11. Gary Jackson	Arizona State	10	169

1977 NBA Draft – June 10

Player	From	Rd.	Pick
1. Walter Davis	North Carolina	1	5
2. Mike Bratz	Stanford	3	66
3. Greg Griffin	Idaho State	4	71
4. Cecil Rellford	St. John's	5	93
5. Billy McKinney	Northwestern	6	115
6. Alvin Scott	Oral Roberts	7	137
7. Alvin Joseph	Cal Riverside	8	159

1978 NBA Draft – June 9

Player	From	Rd.	Pick
1. Marty Byrnes	Syracuse	1	19
2. Joel Kramer	San Diego State	3	63
3. Bob Miller	Cincinnati	4	85
4. Wayne Smith	Cal-Irvine	4	88
5. Andre Wakefield	Loyola (Ill.)	5	107
6. Charles Thompson	Houston	6	128
7. Steve Malovic	San Diego State	7	149
8. George Fowler	Pacific	8	167
9. Nate Stokes	Grand Canyon	9	184
10. Lewis Cohen	Cal.-Poly (SLO)	10	209

1979 NBA Draft – June 25

Player	From	Rd.	Pick
1. Kyle Macy	Kentucky	1	22
2. Johnny High	Nevada-Reno	2	24
3. Al Green	LSU	3	64
4. Malcomb Cesare	Florida	4	86
5. Mark Eaton	Cypress J.C.	5	107
6. Dale Shackelford	Syracuse	6	127
7. Ollie Matson	Pepperdine	7	148
8. Charley Jones	Albany State	8	177
9. Hosea Champine	Robert Morris	9	196
10. Korky Nelson	Santa Clara	10	215

1980 NBA Draft – June 10

Player	From	Rd.	Pick
1. Kimberly Belton	Stanford	2	42
2. John Campbell	Clemson	3	59
3. Doug True	Cal-Berkley	3	65
4. Leroy Stampley	Loyola (Ill.)	4	88
5. Mark Stevens	Northern Arizona	5	111
6. Coby Leavitt	Utah	6	134
7. Ron Williams	Western Montana	7	157
8. Jim Connolly	La Salle	8	179
9. Keith French	North Park	9	200
10. Randy Carroll	Kansas	10	220

1981 NBA Draft – June 9

Player	From	Rd.	Pick
1. Larry Nance	Clemson	1	20
2. Sam Clancy	Pittsburgh	3	62
3. Craig Dykema	Long Beach State	3	66
4. Paul Heurman	Michigan	5	112
5. Pete Harris	Northeastern	6	135
6. David Williams	Southern	7	158
7. Steve Riskey	Indiana	8	180
8. Brian Johnson	Colorado	9	200
9. Felton Sealey	Oregon	10	220

1982 NBA Draft – June 29

Player	From	Rd.	Pick
1. David Thirdkill	Bradley	1	15
2. Kevin Magee	Cal-Irvine	2	39
3. Charles Pittman	Maryland	3	61
4. Rory White	South Alabama	4	86
5. Marvin McCrary	Missouri	5	108
6. Jake Bethany	Hardin-Simmons	6	130
7. Phil Ward	UNC-Charlotte	7	155
8. Rick Elrod	Georgetown (Ky.)	8	177
9. Ken Lyles	Washington	9	199
10. Dale Wilkinson	Idaho State	10	221

1983 NBA Draft – June 28

Player	From	Rd.	Pick
1. Rod Foster	UCLA	2	28
2. Paul Williams	Arizona State	2	45
3. Dereck Whittenburg	N.C. State	3	51
4. Sam Mosley	Nevada-Reno	4	89
5. Rick Lamb	Illinois State	5	113
6. Edward Bona	Fordham	6	135
7. Fred Brown	Virginia Comm.	7	159
8. Mike Mulquin	Villanova	8	181
9. Joe Dykstra	Western Illinois	9	204
10. Bo Overton	Oklahoma	10	225

1984 NBA Draft – June 19

Player	From	Rd.	Pick
1. Jay Humphries	Colorado	1	13
2. Charles Jones	Louisville	2	36
3. Murray Jarman	Clemson	3	59
4. Jeff Collins	UNLV	4	82
5. Bill Flye	Richmond	5	105
6. Herman Veal	Maryland	6	128
7. Raymond Crenshaw	Oklahoma State	7	151
8. Mark Fothergill	Maryland	8	174
9. Buddy Cox	Bellarmine	9	196
10. Ezra Hill, Jr.	Liberty Baptist	10	218

1985 NBA Draft – June 18

Player	From	Rd.	Pick
1. Ed Pinckney	Villanova	1	10
2. Nick Vanos	Santa Clara	2	32
3. Jerry Everett	Lamar	3	56
4. Granger Hall	Temple	4	78
5. Shawn Campbell	Weber State	5	102
6. Charles Rayne	Temple	6	124
7. Georgi Glouchkov	Bulgarian Nat'l Team	7	148

1986 NBA Draft – June 17

Player	From	Rd.	Pick
1. William Bedford	Memphis State	1	6
2. Joe Ward	Georgia	2	31
3. Rafael Addison	Syracuse	2	39
4. Jeff Hornacek	Iowa State	2	46
5. Kenny Gattison	Old Dominion	3	55
6. Grant Gondrezick	Pepperdine	4	77
7. Greg Spurling	Carson-Newman	5	101
8. Jim McCaffrey	Holy Cross	6	123
9. Damon Goodwin	Dayton	7	147

1987 NBA Draft – June 22

Player	From	Rd.	Pick
1. Armon Gilliam	UNLV	1	2
2. Bruce Dalrymple	Georgia Tech	2	46
3. Winston Crite	Texas A & M	3	53
4. Steve Beck	ASU	4	76
5. Brent Counts	Pacific	5	99
6. Marcel Boyce	Akron	6	122
7. Ron Singleton	Grand Canyon	7	145

1988 NBA Draft – June 28

Player	From	Rd.	Pick
1. Tim Perry	Temple	1	7
2. Dan Majerle	Central Michigan	1	14
3. Andrew Lang	Arkansas	2	28
4. Dean Garrett	Indiana	2	38
5. Steve Kerr	Arizona	2	50
6. Rodney Johns	Grand Canyon	3	55

1989 NBA Draft – June 27

Player	From	Rd.	Pick
1. Anthony Cook	Arizona	1	24*
2. Ricky Blanton	LSU	2	46
3. Mike Morrison	Loyola-Marymount	2	51
4. Greg Grant	Trenton State	2	52

*Traded to Detroit for Kenny Battle and Micheal Williams

1990 NBA Draft – June 27

Player	From	Rd.	Pick
1. Jayson Williams	St. John's	1	21
2. Negele Knight	Dayton	2	31
3. Cedric Ceballos	Cal-Fullerton	2	48
4. Milous Babic	Tennessee Tech	2	50*

*Traded to Cleveland for Stefano Rusconi

1991 NBA Draft – June 26

Player	From	Rd.	Pick
1. Chad Gallagher	Creighton	2	32
2. Richard Dumas	Oklahoma State	2	46
3. Joey Wright	Texas	2	50

1992 NBA Draft – June 24

Player	From	Rd.	Pick
1. Oliver Miller	Arkansas	1	22
2. Brian Davis	Duke	2	48
3. Ron Ellis	Louisiana Tech	2	49



1993 NBA Draft – June 30

Player	From	Rd. Pick
1. Malcom Mackey	Georgia Tech	1 27
2. Mark Buford	Miss. Valley State	2 49
3. Byron Wilson	Utah	2 54

1994 NBA Draft – June 29

Player	From	Rd. Pick
1. Wesley Person	Auburn	1 23
2. Antonio Lang	Duke	2 29
3. Charles Claxton	Georgia	2 50
4. Anthony Goldwire	Houston	2 52

1995 NBA Draft – June 28

Player	From	Rd. Pick
1. Michael Finley	Wisconsin	1 21
2. Mario Bennett	Arizona State	1 27
3. Chris Carr	Southern Illinois	2 56

1996 NBA Draft – June 26

Player	From	Rd. Pick
1. Steve Nash	Santa Clara	1 15
2. Russ Millard	Iowa	2 39
3. Ben Davis	Arizona	2 43

1997 NBA Draft – June 25

Player	From	Rd. Pick
1. Stephen Jackson	Oak Hill H.S.	2 42

1998 NBA Draft – June 24

No Pick
 *Acquired Pat Garrity (from Dallas) and Toby Bailey (from L.A. Lakers) in draft-day trades

1999 NBA Draft – June 30

Player	From	Rd. Pick
1. Shawn Marion	UNLV	1 9

2000 NBA Draft – June 28

Player	From	Rd. Pick
1. Jake Tsakalidis	AEK (Greece)	1 25

2001 NBA Draft – June 27

Player	From	Rd. Pick
1. Alton Ford	Houston	2 51

2002 NBA Draft – June 26

Player	From	Rd. Pick
1. Amaré Stoudemire	Cypress Creek H.S.	1 9
2. Casey Jacobsen	Stanford	1 22

2003 NBA Draft – June 26

Player	From	Rd. Pick
1. Zarko Cabarkapa	Buducnost (Serbia)	1 17

*Acquired the draft rights to Leandro Barbosa (28th pick overall) from San Antonio for a future protected 1st rd. pick

2004 NBA Draft – June 24

Player	From	Rd. Pick
1. Luol Deng	Duke	1 7*

*Traded to Chicago for future 1st rd. pick, the draft rights to Jackson Vroman (31st pick overall) and cash

2005 NBA Draft – June 28

Player	From	Rd. Pick
1. Nate Robinson	Washington	1 21*
2. Marcin Gortat	Rhein (Germany)	2 57#

*Traded to New York with Quentin Richardson for Kurt Thomas and the draft rights to Dijon Thompson (54th pick overall)

#Traded to Orlando for future considerations

2006 NBA Draft – June 28

Player	From	Rd. Pick
1. Rajon Rondo	Kentucky	1 21*
2. Sergio Rodriguez	Adecco Madrid (Spain)	1 27#

*Traded to Boston with Brian Grant for a lottery-protected 1st rd. pick (via Cleveland)

#Traded to Portland for cash considerations

2007 NBA Draft – June 28

Player	From	Rd. Pick
1. Rudy Fernandez	Jovenut Badalona (Spain)	1 24*
2. Alando Tucker	Wisconsin	1 29
3. D.J. Strawberry	Maryland	2 59

*Traded along with James Jones for cash considerations

2008 NBA Draft – June 26

Player	From	Rd. Pick
1. Robin Lopez	Stanford	1 15
2. Malik Hairston	Oregon	2 48*

*Traded along with 2009 second-round pick (obtained from Golden State) and cash considerations for rights to 45th overall pick Goran Dragic

2009 NBA Draft – June 26

Player	From	Rd. Pick
1. Earl Clark	Louisville	1 14
2. Taylor Griffin	Oklahoma	2 48
3. Emir Preldzic	Fenerbahce Ulker (Turkey)	2 57*

*Traded draft rights to Cleveland for cash considerations

2010 NBA Draft – June 24

Player	From	Rd. Pick
1. Gani Lawal	Georgia Tech	2 46
2. Dwayne Collins	Miami (FL)	2 60

2011 NBA Draft – June 23

Player	From	Rd. Pick
1. Markieff Morris	Kansas	1 13





POWER
ORNG

PLAYOFFS

All-Time Playoff Results

SUNS ALL-TIME PLAYOFF RECORD — 133-141 (.485)

1969-70 (Suns 39-43 Regular Season)

The playoff format in 1970 rewarded the top four teams from both the Western and Eastern Conferences. The first series, known as the semifinals, was a best-of-seven format as were the two following rounds: the conference finals and the NBA Finals.

SEMIFINALS (Lakers 4, Suns 3)

DATE	OPPONENTS	SITE	SUNS-OPP	W-L	SUNS HI PTS	SUNS HI REBS	OPP HI PTS	OPP HI REBS
3/25/70	L.A. Lakers	Los Angeles	112-128	L	Silas 26	Silas 18	Baylor 32	Chamberlain 19
3/29/70	L.A. Lakers	Los Angeles	114-101	W	Hawkins 34	Hawkins 20	West 33	Chamberlain 25
4/2/70	L.A. Lakers	Phoenix	112-98	W	Goodrich 29	Silas 16	West 31	Chamberlain 12
4/4/70	L.A. Lakers	Phoenix	112-102	W	Goodrich 34	Silas 16	Chamberlain 29	Chamberlain 19
4/5/70	L.A. Lakers	Los Angeles	121-138	L	Hawkins 28	Hawkins 19	West 36	Chamberlain 14
4/7/70	L.A. Lakers	Phoenix	93-104	L	Hawkins 24	Silas 21	West 35	Chamberlain 26
4/9/70	L.A. Lakers	Los Angeles	94-129	L	Hawkins 25	Hawkins 15	Chamberlain 30	Chamberlain 27

1975-76 (Suns 42-40 Regular Season)

Beginning with the 1974-75 season, the league was divided into the four divisions and two conferences we know today. Five teams from each conference advanced to the playoffs. The winningest three teams received a bye in the first-round, the remaining two teams played in a best-of-five first-round series. The best-of-seven semifinals pitted the first-place team against the winner of the first-round and the second and third-place teams against each other, with the winners advancing to the conference finals and the NBA Finals.

This procedure changed slightly prior to the start of the 1976-77 season when additional teams were added to the league. At that time, six teams advanced to the playoffs and each of the division winners received a bye to the semifinals. Again, the first-round of the playoffs was a best-of-five series and each of the three following series were best-of-seven.

FIRST-ROUND BYE

SEMIFINALS (Suns 4, Sonics 2)

DATE	OPPONENTS	SITE	SUNS-OPP	W-L	SUNS HI PTS	SUNS HI REBS	OPP HI PTS	OPP HI REBS
4/13/76	Seattle	Seattle	99-102	L	Westphal 24	Heard 10	Brown 34	Brown 7
4/15/76	Seattle	Seattle	116-111	W	Adams 23	Perry 12	Brown 45	Burleson 12
4/18/76	Seattle	Phoenix	103-91	W	GH/PW 16	Heard 14	Watts 18	TS/TB/WN 8
4/20/76	Seattle	Phoenix	130-114	W	Westphal 39	Heard 11	Brown 33	Burleson 20
4/25/76	Seattle	Seattle	108-114	L	Westphal 27	Awtrey 12	Seals 28	Norwood 13
4/27/76	Seattle	Phoenix	123-112	W	Erickson 20	GH/AA 9	BS/SW 24	Seals 7

WESTERN CONFERENCE FINALS (Suns 4, Warriors 3)

5/2/76	Golden St.	Golden St.	103-128	L	Perry 22	Adams 14	Barry 38	Ray 11
5/5/76	Golden St.	Golden St.	108-101	W	Westphal 31	Heard 12	Barry 44	G. Johnson 11
5/7/76	Golden St.	Phoenix	91-99	L	Westphal 24	Adams 14	Wilkes 22	Barry 7
5/9/76	Golden St.	Phoenix	133-129**	W	Erickson 28	Heard 18	Smith 30	Wilkes 14
5/12/76	Golden St.	Golden St.	95-111	L	Perry 23	Perry 18	Smith 25	Ray 16
5/14/76	Golden St.	Phoenix	105-104	W	Erickson 24	Heard 15	Barry 30	Ray 12
5/16/76	Golden St.	Golden St.	94-86	W	GH/PW 21	Adams 20	Barry 20	JW/CR 13

NBA FINALS (Celtics 4, Suns 2)

5/23/76	Boston	Boston	87-98	L	Adams 26	Perry 10	Cowens 25	Cowens 21
5/27/76	Boston	Boston	90-105	L	Westphal 28	Adams 15	Havlicek 23	Silas 17
5/30/76	Boston	Phoenix	105-98	W	Adams 33	Adams 14	White 24	Cowens 17
6/2/76	Boston	Phoenix	109-107	W	Westphal 28	Heard 15	White 25	Silas 14
6/4/76	Boston	Boston	126-128***	L	RS/PW 25	Perry 15	White 33	Cowens 19
6/6/76	Boston	Phoenix	80-87	L	Adams 20	Heard 10	Scott 25	Cowens 17

1977-78 (Suns 49-33 Regular Season)

FIRST ROUND (Bucks 2, Suns 0)

DATE	OPPONENTS	SITE	SUNS-OPP	W-L	SUNS HI PTS	SUNS HI REBS	OPP HI PTS	OPP HI REBS
4/11/78	Milwaukee	Phoenix	103-111	L	Davis 31	Adams 9	Winters 31	Johnson 16
4/14/78	Milwaukee	Milwaukee	90-94	L	Westphal 32	Davis 9	Johnson 33	Meyers 14

1978-79 (Suns 50-32 Regular Season)

FIRST ROUND (Suns 2, Trail Blazers 1)									
DATE	OPPONENTS	SITE	SUNS-OPP	W-L	SUNS HI PTS	SUNS HI REBS	OPP HI PTS	OPP HI REBS	
4/10/79	Portland	Phoenix	107-103	W	Westphal 28	Davis/AA 5	Brewer 26	ML/MT 10	
4/13/79	Portland	Portland	92-96	L	Davis 31	Heard 9	Brewer 21	Thompson 17	
4/15/79	Portland	Phoenix	101-91	W	Westphal 26	Heard 12	MT/ML/LS 16	Lucas 17	
SEMIFINALS (Suns 4, Kings 1)									
4/17/79	Kansas City	Phoenix	102-99	W	Westphal 25	Robinson 12	Birdsong 20	Lacey 12	
4/20/79	Kansas City	Kansas City	91-111	L	Robinson 17	Robinson 13	Birdsong 23	Wedman 10	
4/22/79	Kansas City	Phx (ASU)	108-93	W	Davis 22	Adams 9	SW/OB 22	Robinzine 10	
4/25/79	Kansas City	Kansas City	108-94	W	Westphal 26	Heard 14	Wedman 21	Lacey 13	
4/27/79	Kansas City	Phoenix	120-99	W	Westphal 32	Kramer 11	Birdsong 21	Lacey 10	
WESTERN CONFERENCE FINALS (Sonic 4, Suns 3)									
5/1/79	Seattle	Seattle	93-108	L	Adams 18	Adams 12	Williams 27	Sikma 11	
5/4/79	Seattle	Seattle	97-103	L	Westphal 29	Robinson 9	J. Johnson 21	Shelton 15	
5/6/79	Phoenix	Phoenix	113-103	W	Westphal 25	Davis 10	Williams 35	JJ/Sikma 9	
5/8/79	Seattle	Phoenix	100-91	W	Davis 27	Heard 12	Williams 22	Shelton 10	
5/11/79	Seattle	Seattle	99-93	W	Westphal 27	Robinson 14	D. Johnson 24	Sikma 12	
5/13/79	Seattle	Phoenix	105-106	L	Westphal 29	Kramer 8	D. Johnson 23	Sikma 10	
5/17/79	Seattle	Seattle	110-114	L	Davis 26	Robinson 14	Sikma 33	Sikma 11	

1979-80 (Suns 55-27 Regular Season)

FIRST ROUND (Suns 2, Kings 1)									
DATE	OPPONENTS	SITE	SUNS-OPP	W-L	SUNS HI PTS	SUNS HI REBS	OPP HI PTS	OPP HI REBS	
4/2/80	Kansas City	Phoenix	96-93	W	Westphal 23	Robinson 14	Birdsong 23	King 10	
4/4/80	Kansas City	Kansas City	96-106	L	Adams 22	Adams 12	Wedman 32	Wedman 9	
4/6/80	Kansas City	Phoenix	114-99	W	Davis 22	Adams 20	Wedman 24	King 11	
SEMIFINALS (Lakers 4, Suns 1)									
4/8/80	L.A. Lakers	Los Angeles	110-119	L	Davis 24	Kelley 10	Abdul-Jabbar 30	KAJ/MJ 12	
4/9/80	L.A. Lakers	Los Angeles	128-131*	L	Westphal 37	Heard 9	Abdul-Jabbar 32	Johnson 13	
4/11/80	L.A. Lakers	Phoenix	105-108	L	Davis 28	Heard 11	Abdul-Jabbar 37	Johnson 13	
4/13/80	L.A. Lakers	Phoenix	127-101	W	Westphal 25	Heard 9	Abdul-Jabbar 25	Abdul-Jabbar 11	
4/15/80	L.A. Lakers	Los Angeles	101-126	L	Davis 24	AA/Cook 6	Abdul-Jabbar 35	Abdul-Jabbar 16	

1980-81 (Suns 57-25 Regular Season)

FIRST-ROUND BYE									
SEMIFINALS (Kings 4, Suns 3)									
DATE	OPPONENTS	SITE	SUNS-OPP	W-L	SUNS HI PTS	SUNS HI REBS	OPP HI PTS	OPP HI REBS	
4/7/81	Kansas City	Phoenix	102-80	W	WD/DJ 16	Cook 12	King 15	King 8	
4/8/81	Kansas City	Phoenix	83-88	L	D. Johnson 31	Robinson 8	Wedman 24	King 12	
4/10/81	Kansas City	Kansas City	92-93	L	AA/DJ 19	D. Johnson 9	King 29	Lacey 12	
4/12/81	Kansas City	Kansas City	95-102	L	Robinson 23	Robinson 13	Grunfeld 27	Lacey 11	
4/15/81	Kansas City	Phoenix	101-89	W	Davis 20	Robinson 20	King 29	SL/LD 8	
4/17/81	Kansas City	Kansas City	81-76	W	D. Johnson 17	Robinson 10	Wedman 19	Lacey 12	
4/19/81	Kansas City	Phoenix	88-95	L	D. Johnson 28	DJ/AA 7	RK/EG 23	RK/SL 7	

1981-82 (Suns 46-36 Regular Season)

FIRST ROUND (Suns 2, Nuggets 1)									
DATE	OPPONENTS	SITE	SUNS-OPP	W-L	SUNS HI PTS	SUNS HI REBS	OPP HI PTS	OPP HI REBS	
4/20/82	Denver	Denver	113-129	L	Macy 22	Robinson 13	Vandeweghe 29	English 10	
4/23/82	Denver	Phoenix	126-110	W	Johnson 29	Adams 9	Issel 26	English 6	
4/24/82	Denver	Denver	124-119	W	Davis 30	Robinson 9	Issel 26	DI/TRD 10	
SEMIFINALS (Lakers 4, Suns 0)									
4/27/82	L.A. Lakers	Los Angeles	96-115	L	AA/DJ 20	Robinson 14	Wilkes 28	McAdoo 12	
4/28/82	L.A. Lakers	Los Angeles	98-117	L	Johnson 27	Nance 11	Abdul-Jabbar 24	E. Johnson 12	
4/30/82	L.A. Lakers	Phoenix	106-114	L	Adams 23	Adams 12	Wilkes 26	E. Johnson 14	
5/2/82	L.A. Lakers	Phoenix	107-112	L	Johnson 31	LN/KM 6	JW/KAJ 24	Abdul-Jabbar 13	

1982-83 (Suns 53-29 Regular Season)

FIRST ROUND (Nuggets 2, Suns 1)									
DATE	OPPONENTS	SITE	SUNS-OPP	W-L	SUNS HI PTS	SUNS HI REBS	OPP HI PTS	OPP HI REBS	
4/19/83	Denver	Phoenix	121-108	W	Johnson 28	Johnson 12	Vandeweghe 32	Dunn 12	
4/21/83	Denver	Denver	99-113	L	Davis 31	Edwards 9	Vandeweghe 26	Issel 11	
4/24/83	Denver	Phoenix	112-117*	L	Davis 29	Nance 12	English 42	Dunn 12	

All-Time Playoff Results

1983-84 (Suns 41-41 Regular Season)

The playoff format, as we know it today, was implemented. Eight teams from each conference make the playoffs, with the division winners having the top two seeds in each conference. Seedings are then determined by record.

FIRST ROUND (Suns 3, Trail Blazers 2)										
DATE	OPPONENTS	SITE	SUNS-OPP	W-L	SUNS HI PTS	SUNS HI REBS	OPP HI PTS	OPP HI REBS		
4/18/84	Portland	Portland	113-106	W	Edwards 23	Nance 9	Carr 24	Natt 9		
4/20/84	Portland	Portland	116-122	L	Davis 25	Lucas/Dance 5	Paxson 27	Thompson 13		
4/22/84	Portland	Phoenix	106-103	W	Davis 27	Lucas/Vance 10	Valentine 29	MT/MC 8		
4/24/84	Portland	Phoenix	110-113	L	Davis 29	Lucas 10	Natt 30	Natt 8		
4/26/84	Portland	Portland	117-105	W	Davis 29	Lucas 12	Paxson 24	Natt 10		
SEMIFINALS (Suns 4, Jazz 2)										
4/29/84	Utah	Utah	95-105	L	Davis 21	Edwards 8	Dantley 36	Bailey 13		
5/2/84	Utah	Utah	102-97	W	Davis 28	Lucas 15	Dantley 26	Eaton 9		
5/4/84	Utah	Phoenix	106-94	W	Davis 30	Lucas 14	Dantley 31	Eaton 11		
5/6/84	Utah	Phoenix	111-110*	W	Davis 32	Adams 15	Dantley 37	Eaton 12		
5/8/84	Utah	Utah	106-118	L	Lucas 19	Lucas 12	Dantley 46	Eaton 11		
5/10/84	Utah	Phoenix	102-82	W	Davis 21	Nance 9	Dantley 23	Eaton 10		
WESTERN CONFERENCE FINALS (Lakers 4, Suns 2)										
5/12/84	L.A. Lakers	Los Angeles	94-110	L	Davis 24	Nance 15	McAdoo 20	Abdul-Jabbar 10		
5/15/84	L.A. Lakers	Los Angeles	102-118	L	Nance 29	Nance 9	Abdul-Jabbar 21	Abdul-Jabbar 10		
5/18/84	L.A. Lakers	Phoenix	135-127*	W	Davis 34	Lucas 17	Abdul-Jabbar 31	KAJ/EJ/JW 8		
5/20/84	L.A. Lakers	Phoenix	115-126	L	Nance 27	Lucas 10	Abdul-Jabbar 31	KAJ/KR/JW 7		
5/23/84	L.A. Lakers	Los Angeles	126-121	W	Davis 27	Nance 13	Abdul-Jabbar 28	McAdoo 8		
5/25/84	L.A. Lakers	Phoenix	97-99	L	Davis 26	Lucas 13	Worthy 22	E. Johnson 11		

1984-85 (Suns 36-46 Regular Season)

FIRST ROUND (Lakers 3, Suns 0)										
DATE	OPPONENTS	SITE	SUNS-OPP	W-L	SUNS HI PTS	SUNS HI REBS	OPP HI PTS	OPP HI REBS		
4/18/85	L.A. Lakers	Los Angeles	114-142	L	Pittman 22	Lucas 11	McGee 22	MC/BM 6		
4/20/85	L.A. Lakers	Los Angeles	130-147	L	Adams 23	Lucas 9	Abdul-Jabbar 24	Rambis 7		
4/23/85	L.A. Lakers	Phoenix	103-119	L	Lucas 26	Lucas 13	Worthy 23	Rambis 9		

1988-89 (Suns 55-27 Regular Season)

FIRST ROUND (Suns 3, Nuggets 0)										
DATE	OPPONENTS	SITE	SUNS-OPP	W-L	SUNS HI PTS	SUNS HI REBS	OPP HI PTS	OPP HI REBS		
4/28/89	Denver	Phoenix	104-103	W	TMC/KJ 26	Chambers 17	Davis 34	Lever 12		
4/30/89	Denver	Phoenix	132-114	W	K. Johnson 34	Chambers 12	English 36	Adams 12		
5/2/89	Denver	Denver	130-121	W	TMC/KJ 32	Chambers 17	Davis 26	Turner 7		
SEMIFINALS (Suns 4, Warriors 1)										
5/6/89	Golden St.	Phoenix	130-103	W	Chambers 25	E. Johnson 9	Mullin/Teagle 18	L. Smith 8		
5/9/89	Golden St.	Phoenix	122-127	L	E. Johnson 35	E. Johnson 9	Mullin 37	Richmond 13		
5/11/89	Golden St.	Golden St.	113-104	W	Chambers 31	TMC/TYC 14	Mullin 32	RH/MB 9		
5/13/89	Golden St.	Golden St.	135-99	W	E. Johnson 34	Corbin 13	Mullin 28	Mullin 7		
5/16/89	Golden St.	Phoenix	116-104	W	TMC/KJ/DM 24	TMC/EJ 11	Richmond 23	L. Smith 9		
WESTERN CONFERENCE FINALS (Lakers 4, Suns 0)										
5/20/89	L.A. Lakers	Los Angeles	119-127	L	K. Johnson 27	Chambers 10	Worthy 32	Green 10		
5/23/89	L.A. Lakers	Los Angeles	95-101	L	K. Johnson 22	Chambers 10	Scott 30	Johnson 9		
5/26/89	L.A. Lakers	Phoenix	107-110	L	Chambers 26	Hornacek 11	Worthy 29	Worthy 12		
5/28/89	L.A. Lakers	Phoenix	117-122	L	Chambers 41	Chambers 13	Scott 35	Green 11		

1989-90 (Suns 54-28 Regular Season)

FIRST ROUND (Suns 3, Jazz 2)										
DATE	OPPONENTS	SITE	SUNS-OPP	W-L	SUNS HI PTS	SUNS HI REBS	OPP HI PTS	OPP HI REBS		
4/27/90	Utah	Utah	96-113	L	Majerle 23	Rambis 9	K. Malone 21	K. Malone 11		
4/29/90	Utah	Utah	105-87	W	K. Johnson 22	West 21	K. Malone 20	K. Malone 10		
5/2/90	Utah	Phoenix	120-105	W	K. Johnson 29	West 10	Bailey 30	K. Malone 11		
5/4/90	Utah	Phoenix	94-105	L	E. Johnson 33	West 11	K. Malone 33	K. Malone 11		
5/6/90	Utah	Utah	104-102	W	Chambers 32	West 11	KM/Bailey 26	Eaton 9		
SEMIFINALS (Suns 4, Lakers 1)										
5/ 8/90	L.A. Lakers	Los Angeles	104-102	W	Chambers 26	West 16	EJ/JW 22	Green 13		
5/10/90	L.A. Lakers	Los Angeles	100-124	L	Hornacek 18	Five with 5	Worthy 27	Green 13		
5/12/90	L.A. Lakers	Phoenix	117-103	W	Chambers 34	TMC/KJ 7	Worthy 27	Green 10		
5/13/90	L.A. Lakers	Phoenix	114-101	W	K. Johnson 30	West 15	E. Johnson 43	Green 18		
5/15/90	L.A. Lakers	Los Angeles	106-103	W	K. Johnson 37	West 16	E. Johnson 43	VD/EJ 8		
WESTERN CONFERENCE FINALS (Trail Blazers 4, Suns 2)										
5/21/90	Portland	Portland	98-100	L	Chambers 29	West 12	Drexler 20	Kersey 11		
5/23/90	Portland	Portland	107-108	L	Chambers 28	Chambers 14	Kersey 29	Kersey 11		
5/25/90	Portland	Phoenix	123-89	W	Chambers 24	Lang 10	Kersey 16	Bryant 7		
5/27/90	Portland	Phoenix	119-107	W	K. Johnson 28	West 12	Kersey 29	Williams 8		
5/29/90	Portland	Portland	114-120	L	K. Johnson 28	Chambers 13	Drexler 32	Kersey 11		
5/31/90	Portland	Phoenix	109-112	L	Hornacek 36	Rambis 12	CD/TP 23	Williams 11		

1990-91 (Suns 55-27 Regular Season)

DATE	OPPONENTS	SITE	SUNS-OPP	FIRST ROUND (Jazz 3, Suns 1)			OPP HI PTS	OPP HI REBS				
				W-L	SUNS HI PTS	SUNS HI REBS						
4/25/91	Utah	Phoenix	90-129	L	Knight	18	Hornacek	5	K. Malone	27	KM/MB	10
4/27/91	Utah	Phoenix	102-92	W	Hornacek	25	Lang	8	J. Malone	32	K. Malone	14
4/30/91	Utah	Utah	98-107	L	Chambers	26	Hornacek	10	K. Malone	23	M. Brown	11
5/2/91	Utah	Utah	93-101	L	Hornacek	30	Chambers	7	K. Malone	38	K. Malone	13

1991-92 (Suns 53-29 Regular Season)

DATE	OPPONENTS	SITE	SUNS-OPP	FIRST ROUND (Suns 3, Spurs 0)			OPP HI PTS	OPP HI REBS				
				W-L	SUNS HI PTS	SUNS HI REBS						
4/24/92	San Antonio	Phoenix	117-111	W	Majerle	25	Ceballos	9	Cummings	30	Cummings	12
4/26/92	San Antonio	Phoenix	119-107	W	TP/JH	31	Perry/Lang	10	Cummings	31	Cummings	10
4/29/92	San Antonio	San Antonio	101-92	W	KJ/JH	22	Perry	9	Carr	20	TC/AC	12
SEMIFINALS (Trail Blazers 4, Suns 1)												
5/5/92	Portland	Portland	111-113	L	K. Johnson	24	KJ/TC	8	Porter	31	Drexler	10
5/7/92	Portland	Portland	119-126	L	K. Johnson	35	Hornacek	11	CD/TP	27	Kersey	9
5/9/92	Portland	Phoenix	124-117	W	Hornacek	30	TP/DM	9	Drexler	37	Kersey	9
5/11/92	Portland	Phoenix	151-153**	W	K. Johnson	35	Majerle	11	Drexler	33	Kersey	10
5/14/92	Portland	Portland	106-118	L	TC/TP	19	Chambers	8	Drexler	34	BW/JK	12

1992-93 (Suns 62-20 Regular Season)

DATE	OPPONENTS	SITE	SUNS-OPP	FIRST ROUND (Suns 3, Lakers 2)			OPP HI PTS	OPP HI REBS				
				W-L	SUNS HI PTS	SUNS HI REBS						
4/30/93	L.A. Lakers	Phoenix	103-107	L	Barkley	34	Barkley	15	Threatt	35	Divac	10
5/2/93	L.A. Lakers	Phoenix	81-86	L	CB/RD/TC	18	Barkley	21	Divac	19	Green/Divac	19
5/4/93	L.A. Lakers	Los Angeles	107-102	W	Barkley	27	Barkley	11	Divac	30	Green	17
5/6/93	L.A. Lakers	Los Angeles	101-86	W	Barkley	28	Barkley	11	Divac	17	Green	15
5/9/93	L.A. Lakers	Phoenix	112-104*	W	Barkley	31	CB/DM	14	Worthy	24	Green	19
SEMIFINALS (Suns 4, Spurs 2)												
5/11/93	San Antonio	Phoenix	98-89	W	K. Johnson	25	Barkley	10	Robinson	32	Robinson	10
5/13/93	San Antonio	Phoenix	109-103	W	Barkley	35	Barkley	10	Robinson	27	Robinson	10
5/15/93	San Antonio	San Antonio	96-111	L	K. Johnson	26	Barkley	14	Carr	21	DR/AJ	8
5/16/93	San Antonio	San Antonio	103-117	L	K. Johnson	26	Barkley	12	Robinson	36	Robinson	16
5/18/93	San Antonio	Phoenix	109-97	W	Barkley	36	Barkley	12	DR/DE	24	Robinson	8
5/20/93	San Antonio	San Antonio	102-100	W	Barkley	28	Barkley	21	Robinson	22	Robinson	14
WESTERN CONFERENCE FINALS (Suns 4, Sonics 3)												
5/24/93	Seattle	Phoenix	105-91	W	Ceballos	21	Barkley	14	McKey	17	Kemp	10
5/26/93	Seattle	Phoenix	99-103	L	Barkley	29	CB/DM	10	Pierce	34	McMillan	8
5/28/93	Seattle	Seattle	104-97	W	K. Johnson	20	Barkley	16	Pierce	28	Kemp	12
5/30/93	Seattle	Seattle	101-120	L	Barkley	27	Barkley	7	SK/DM	20	Kemp	8
6/1/93	Seattle	Phoenix	120-114	W	Barkley	43	Barkley	15	Kemp	33	SK/SP	6
6/3/93	Seattle	Seattle	102-118	L	K. Johnson	22	Barkley	11	Pierce	27	Kemp	15
6/5/93	Seattle	Phoenix	123-110	W	Barkley	44	Barkley	24	E. Johnson	34	Kemp	8
NBA FINALS (Bulls 4, Suns 2)												
6/9/93	Chicago	Phoenix	92-100	L	Barkley	21	Barkley	12	Jordan	31	Jordan	8
6/11/93	Chicago	Phoenix	108-111	L	Barkley	42	Barkley	13	Jordan	42	MJ/SP	12
6/13/93	Chicago	Chicago	129-121***	W	Majerle	28	Barkley	19	Jordan	44	Grant	17
6/16/93	Chicago	Chicago	105-111	L	Barkley	32	Barkley	12	Jordan	55	Grant	16
6/18/93	Chicago	Chicago	108-98	W	RD/KJ	25	Majerle	12	Jordan	41	MJ/HG	7
6/20/93	Chicago	Phoenix	98-99	L	DM/CB	21	Barkley	17	Jordan	33	Pippen	12

1993-94 (Suns 56-26 Regular Season)

DATE	OPPONENTS	SITE	SUNS-OPP	FIRST ROUND (Suns 3, Warriors 0)			OPP HI PTS	OPP HI REBS				
				W-L	SUNS HI PTS	SUNS HI REBS						
4/29/94	Golden St.	Phoenix	111-104	W	Barkley	36	Barkley	19	Owens	27	Owens	17
5/1/94	Golden St.	Phoenix	117-111	W	K. Johnson	38	Green	10	Mullin	32	Webber	10
5/4/94	Golden St.	Golden St.	140-133	W	Barkley	56	Barkley	14	Mullin	30	CW/CG	8
SEMIFINALS (Rockets 4, Suns 3)												
5/8/94	Houston	Houston	91-87	W	Barkley	21	Barkley	12	Olajuwon	36	Olajuwon	16
5/11/94	Houston	Houston	124-117*	W	Barkley	34	Barkley	15	Olajuwon	31	Olajuwon	17
5/13/94	Houston	Phoenix	102-118	L	K. Johnson	38	Barkley	14	Maxwell	34	Olajuwon	15
5/15/94	Houston	Phoenix	96-107	L	K. Johnson	38	Barkley	14	Olajuwon	28	Thorpe	13
5/17/94	Houston	Houston	86-109	L	Barkley	30	Miller	7	OT/HO	20	Thorpe	13
5/19/94	Houston	Phoenix	103-89	W	K. Johnson	28	Barkley	15	Olajuwon	23	Olajuwon	12
5/21/94	Houston	Houston	94-104	L	K. Johnson	25	Barkley	15	Olajuwon	37	Olajuwon	17

1994-95 (Suns 59-23 Regular Season)

FIRST ROUND (Suns 3, Trail Blazers 0)										
DATE	OPPONENTS	SITE	SUNS-OPP	W-L	SUNS HI PTS	SUNS HI REBS	OPP HI PTS	OPP HI REBS		
4/28/95	Portland	Phoenix	129-102	W	Barkley 29	Barkley 16	Strickland 23	Dudley/Grant 7		
4/30/95	Portland	Phoenix	103-94	W	K. Johnson 28	Green 15	Strickland 26	Williams 7		
5/2/95	Portland	Portland	117-109	W	Barkley 47	Barkley 12	Strickland 21	C. Robinson 10		
SEMIFINALS (Rockets 4, Suns 3)										
5/9/95	Houston	Phoenix	130-108	W	Barkley 26	Green 15	Cassell 31	Brown 6		
5/11/95	Houston	Phoenix	118-94	W	Barkley 30	Green 14	Olajuwon 25	Horry 8		
5/13/95	Houston	Houston	85-118	L	K. Johnson 14	Green 9	Olajuwon 36	Olajuwon 11		
5/14/95	Houston	Houston	114-110	W	K. Johnson 43	Green 12	Olajuwon 38	Horry 17		
5/16/95	Houston	Phoenix	97-103*	L	K. Johnson 28	CB/Green 20	Olajuwon 31	Olajuwon 16		
5/18/95	Houston	Houston	103-116	L	Barkley 34	Barkley 14	Olajuwon 30	HO/CD 8		
5/20/95	Houston	Phoenix	114-115	L	K. Johnson 46	Barkley 23	HO/CD 29	Olajuwon 11		

1995-96 (Suns 41-41 Regular Season)

FIRST ROUND (Spurs 3, Suns 1)										
DATE	OPPONENTS	SITE	SUNS-OPP	W-L	SUNS HI PTS	SUNS HI REBS	OPP HI PTS	OPP HI REBS		
4/26/96	San Antonio	San Antonio	98-120	L	Barkley 26	Barkley 12	Del Negro 29	Perdue 9		
4/28/96	San Antonio	San Antonio	105-110	L	Barkley 30	Barkley 20	Robinson 40	Robinson 21		
5/1/96	San Antonio	Phoenix	94-93	W	Barkley 25	Barkley 13	Robinson 22	Perdue 9		
5/3/96	San Antonio	Phoenix	98-116	L	Barkley 21	Barkley 9	Robinson 30	Robinson 13		

1996-97 (Suns 40-42 Regular Season)

FIRST ROUND (Sonics 3, Suns 2)										
DATE	OPPONENTS	SITE	SUNS-OPP	W-L	SUNS HI PTS	SUNS HI REBS	OPP HI PTS	OPP HI REBS		
4/25/97	Seattle	Seattle	106-101	W	Chapman 42	K. Johnson 7	Payton 23	Kemp 15		
4/27/97	Seattle	Seattle	78-122	L	Chapman 18	Person 10	Kemp/Payton 23	Kemp 15		
4/29/97	Seattle	Phoenix	110-103	W	Person 29	Person 10	Payton 34	Kemp 11		
5/1/97	Seattle	Phoenix	115-122*	L	KJ/Kidd 23	Manning 10	Payton 28	Kemp 20		
5/3/97	Seattle	Seattle	92-116	L	Person 26	Person/Kidd 8	Schrempf 24	Kemp 11		

1997-98 (Suns 56-26 Regular Season)

FIRST ROUND (Spurs 3, Suns 1)										
DATE	OPPONENTS	SITE	SUNS-OPP	W-L	SUNS HI PTS	SUNS HI REBS	OPP HI PTS	OPP HI REBS		
4/23/98	San Antonio	Phoenix	96-102	L	Johnson 18	McCloud 9	Duncan 32	Robinson 15		
4/25/98	San Antonio	Phoenix	108-101	W	McCloud 22	McDyess 11	Robinson 23	Robinson 16		
4/27/98	San Antonio	San Antonio	88-100	L	McDyess 26	McDyess 17	Duncan 22	Duncan 14		
4/29/98	San Antonio	San Antonio	80-99	L	Johnson 18	McDyess 19	Johnson 30	Robinson 21		

1998-99 (Suns 27-23 Regular Season)

FIRST ROUND (Trail Blazers 3, Suns 0)										
DATE	OPPONENTS	SITE	SUNS-OPP	W-L	SUNS HI PTS	SUNS HI REBS	OPP HI PTS	OPP HI REBS		
5/8/99	Portland	Portland	85-95	L	Kidd 17	Gugliotta 9	Rider 25	Grant 10		
5/10/99	Portland	Portland	99-110	L	McCloud/Garrity 15	Gugliotta 9	Grant/DS 22	Sabonis 9		
5/12/99	Portland	Phoenix	93-103	L	Robinson 24	CR/TG 7	Grant 20	Sabonis 11		

1999-00 (Suns 53-29 Regular Season)

FIRST ROUND (Suns 3, Spurs 1)										
DATE	OPPONENTS	SITE	SUNS-OPP	W-L	SUNS HI PTS	SUNS HI REBS	OPP HI PTS	OPP HI REBS		
4/22/00	San Antonio	San Antonio	72-70	W	AH/CR 17	Marion 9	Elliott 15	Walker 16		
4/25/00	San Antonio	San Antonio	70-85	L	Hardaway 19	Blount 11	D.Robinson 25	D.Robinson 15		
4/29/00	San Antonio	Phoenix	101-94	W	Hardaway 17	Marion 14	D.Robinson 37	D.Robinson 13		
5/2/00	San Antonio	Phoenix	89-78	W	Hardaway 23	SM/RR 10	D.Robinson 21	D.Robinson 16		
SEMIFINALS (Lakers 4, Suns 1)										
5/7/00	L.A. Lakers	Los Angeles	77-105	L	Hardaway 25	JK/CB 7	O'Neal 37	O'Neal 14		
5/10/00	L.A. Lakers	Los Angeles	96-97	L	Robinson 30	SM/CB 9	O'Neal 38	O'Neal 20		
5/12/00	L.A. Lakers	Phoenix	99-105	L	Hardaway 31	Robinson 9	O'Neal 37	O'Neal 17		
5/14/00	L.A. Lakers	Phoenix	117-98	W	Robinson 32	Kidd 10	O'Neal 24	SON/RH 9		
5/16/00	L.A. Lakers	Los Angeles	65-87	L	Day 10	Rogers 8	Bryant 17	O'Neal 21		

2000-01 (Suns 51-31 Regular Season)

DATE	OPPONENTS	SITE	SUNS-OPP	FIRST ROUND (Kings 3, Suns 1)			OPP HI PTS	OPP HI REBS
				W-L	SUNS HI PTS	SUNS HI REBS		
4/22/01	Sacramento	Sacramento	86-83	W	Marion 21	Tsakalidis 11	Webber 27	Webber 15
4/25/01	Sacramento	Sacramento	90-116	L	Delk 14	Gugliotta 8	Stojakovic 22	Webber/Jackson 9
4/29/01	Sacramento	Phoenix	96-104	L	Kidd 19	Marion 10	Webber 23	Divac 12
5/2/01	Sacramento	Phoenix	82-89	L	Robinson 24	Tsakalidis 12	Stojakovic 37	Pollard 13

2002-03 (Suns 44-38 Regular Season)

Beginning with the 2003 postseason, all first-round series were switched to best-of-seven series.

DATE	OPPONENTS	SITE	SUNS-OPP	FIRST ROUND (Spurs 4, Suns 2)			OPP HI PTS	OPP HI REBS
				W-L	SUNS HI PTS	SUNS HI REBS		
4/19/03	San Antonio	San Antonio	96-95*	W	Marbury 26	Marion 12	Jackson 23	Duncan 13
4/21/03	San Antonio	San Antonio	76-84	L	Marbury 32	Marion 12	Jackson 23	Duncan 12
4/25/03	San Antonio	Phoenix	86-99	L	Marbury 25	Johnson 9	Parker 29	Duncan 23
4/27/03	San Antonio	Phoenix	86-84	W	Marbury 18	Marion 14	Duncan 24	Rose 14
4/29/03	San Antonio	San Antonio	82-94	L	Marion 22	Stoudemire 14	Rose 27	Duncan 17
5/1/03	San Antonio	Phoenix	85-87	L	Marion 24	Marion 15	Jackson 21	Duncan 20

2004-05 (Suns 62-20 Regular Season)

DATE	OPPONENTS	SITE	SUNS-OPP	FIRST ROUND (Suns 4, Grizzlies 0)			OPP HI PTS	OPP HI REBS
				W-L	SUNS HI PTS	SUNS HI REBS		
4/24/05	Memphis	Phoenix	114-103	W	Marion 26	Marion 13	Miller 19	Gasol 9
4/27/05	Memphis	Phoenix	108-103	W	Stoudemire 34	Marion 13	Gasol 28	Gasol 16
4/29/05	Memphis	Memphis	110-90	W	Stoudemire 30	Marion 13	Wright 14	SB, LW, SS 8
5/1/05	Memphis	Memphis	123-115	W	Johnson 25	Marion 11	Gasol 28	Battier, Jones 5
SEMIFINALS (Suns 4, Mavericks 2)								
5/9/05	Dallas	Phoenix	127-102	W	Stoudemire 40	Stoudemire 16	Nowitzki 28	Nowitzki 13
5/11/05	Dallas	Phoenix	106-108	L	Stoudemire 30	Stoudemire 16	Finley 31	DN, ED 12
5/13/05	Dallas	Dallas	119-102	W	Stoudemire 37	Stoudemire 14	Nowitzki 21	Nowitzki 13
5/15/05	Dallas	Dallas	109-119	L	Nash 48	Marion 12	Howard 29	Dampier 11
5/18/05	Dallas	Phoenix	114-108	W	Nash 34	Stoudemire 18	Nowitzki 34	Dampier 14
5/20/05	Dallas	Dallas	130-126*	W	Nash 39	Marion 16	Terry 36	Howard 14
CONFERENCE FINALS (Spurs 4, Suns 1)								
5/22/05	San Antonio	Phoenix	114-121	L	Stoudemire 41	SM, AS 9	Parker 29	Duncan 15
5/24/05	San Antonio	Phoenix	108-111	L	Stoudemire 37	Marion 12	Duncan 30	TD, NM 8
5/28/05	San Antonio	San Antonio	92-102	L	Stoudemire 34	Stoudemire 11	Duncan 33	Duncan 15
5/30/05	San Antonio	San Antonio	111-106	W	Stoudemire 31	Marion 14	Ginobili 28	Duncan 16
6/1/05	San Antonio	Phoenix	95-101	L	Stoudemire 42	Stoudemire 16	Duncan 31	Duncan 15

2005-06 (Suns 54-28 Regular Season)

DATE	OPPONENTS	SITE	SUNS-OPP	FIRST ROUND (Suns 4, Lakers 3)			OPP HI PTS	OPP HI REBS
				W-L	SUNS HI PTS	SUNS HI REBS		
4/23/06	L.A. Lakers	Phoenix	107-102	W	T. Thomas 22	T. Thomas 15	Bryant 22	Odom 14
4/26/06	L.A. Lakers	Phoenix	93-99	L	Nash 29	TT, SM 9	Bryant 29	Bryant 10
4/28/06	L.A. Lakers	L.A. Lakers	92-99	L	Marion 20	Marion, Nash 7	Parker 18	Odom 17
4/30/06	L.A. Lakers	L.A. Lakers	98-99*	L	Nash 22	Marion 12	Odom 25	Brown 10
5/2/06	L.A. Lakers	Phoenix	114-97	W	Diaw 25	Diaw 10	Bryant 29	Odom 15
5/4/06	L.A. Lakers	L.A. Lakers	126-118*	W	Nash 32	Marion 12	Bryant 50	Odom 11
5/6/06	L.A. Lakers	Phoenix	121-90	W	Barbosa 26	Marion 10	Bryant 24	Vujacic 6
SEMIFINALS (Suns 4, Clippers 3)								
5/8/06	L.A. Clippers	Phoenix	130-123	W	Nash 31	Marion 15	Brand 40	Brand 9
5/10/06	L.A. Clippers	Phoenix	97-122	L	Bell 20	Marion 6	Brand 27	Kaman 16
5/12/06	L.A. Clippers	L.A. Clippers	94-91	W	Marion 32	Marion 19	Brand 20	Maggette 14
5/14/06	L.A. Clippers	L.A. Clippers	107-114	L	Bell 33	Marion 10	Brand 30	Maggette 15
5/16/06	L.A. Clippers	Phoenix	125-118**	W	Marion 36	Marion 20	Brand 33	Brand 15
5/18/06	L.A. Clippers	L.A. Clippers	106-118	L	Marion 34	Marion, Diaw 9	Brand 30	Brand 12
5/22/06	L.A. Clippers	Phoenix	127-107	W	Marion 30	Marion 9	Brand 36	EB, CM 9
CONFERENCE FINALS (Mavericks 4, Suns 2)								
5/24/06	Dallas	Dallas	121-118	W	Diaw 34	Marion 13	Harris 30	Nowitzki 19
5/26/06	Dallas	Dallas	98-105	L	Diaw 25	Marion 19	Nowitzki 30	Nowitzki 14
5/28/06	Dallas	Phoenix	88-95	L	Nash 21	Marion 18	Nowitzki 28	Nowitzki 17
5/30/06	Dallas	Phoenix	106-86	W	Barbosa 24	Diaw 9	Howard 16	Howard 9
6/1/06	Dallas	Dallas	101-117	L	T. Thomas 26	Marion 10	Nowitzki 50	Nowitzki 12
6/3/06	Dallas	Phoenix	93-102	L	Diaw 30	Marion, Diaw 11	Nowitzki 24	Howard 15

* Overtime ** Double Overtime *** Triple Overtime

2006-07 (Suns 61-21 Regular Season)

DATE	OPPONENTS	SITE	SUNS-OPP	FIRST ROUND (Suns 4, Lakers 1)			OPP HI PTS	OPP HI REBS
				W-L	SUNS HI PTS	SUNS HI REBS		
4/22/07	L.A. Lakers	Phoenix	95-87	W	Barbosa 26	Marion 16	Bryant 39	Odom 16
4/24/07	L.A. Lakers	Phoenix	126-98	W	Barbosa 26	Marion 10	Bryant 15	Bynum 12
4/26/07	L.A. Lakers	L.A. Lakers	89-95	L	Stoudemire 24	Stoudemire 10	Bryant 45	Odom 16
4/29/07	L.A. Lakers	L.A. Lakers	113-100	W	Stoudemire 27	Stoudemire 21	Bryant 31	Odom 13
5/2/07	L.A. Lakers	Phoenix	119-110	W	Stoudemire 27	Stoudemire 16	Bryant 34	Odom/Turiah 10
SEMIFINALS (Spurs 4, Suns 2)								
5/6/07	San Antonio	Phoenix	106-111	L	Nash 31	Stoudemire 18	Duncan 33	Duncan 16
5/8/07	San Antonio	Phoenix	101-81	W	Stoudemire 27	Marion 10	Duncan 29	Duncan 11
5/12/07	San Antonio	San Antonio	101-108	L	Marion 26	Thomas 12	Duncan 33	Duncan 19
5/14/07	San Antonio	San Antonio	104-98	W	Stoudemire 26	Marion 12	Parker 23	Duncan 11
5/16/07	San Antonio	Phoenix	85-88	L	Marion 24	Marion 17	Ginobili 26	Duncan 12
5/18/07	San Antonio	San Antonio	106-114	L	Stoudemire 38	Stoudemire 12	Ginobili 33	Duncan 13

2007-08 (Suns 55-27 Regular Season)

DATE	OPPONENTS	SITE	SUNS-OPP	FIRST ROUND (Spurs 4, Suns 1)			OPP HI PTS	OPP HI REBS
				W-L	SUNS HI PTS	SUNS HI REBS		
4/19/08	San Antonio	San Antonio	115-117**	L	Stoudemire 33	Barbosa 8	Duncan 40	Duncan 15
4/22/08	San Antonio	San Antonio	96-102	L	Stoudemire 33	O'Neal 14	Parker 32	Duncan 17
4/25/08	San Antonio	Phoenix	99-115	L	Stoudemire 28	Stoudemire 11	Parker 41	Duncan 10
4/27/08	San Antonio	Phoenix	105-86	W	Bell 27	O'Neal 12	Parker 18	Duncan 10
4/29/08	San Antonio	San Antonio	87-92	L	Diaw 22	Stoudemire 11	Parker 31	Duncan 17

2009-10 (Suns 54-28 Regular Season)

DATE	OPPONENTS	SITE	SUNS-OPP	FIRST ROUND (Suns 4, Blazers 2)			OPP HI PTS	OPP HI REBS
				W-L	SUNS HI PTS	SUNS HI REBS		
4/18/10	Portland	Phoenix	100-105	L	Nash 25	Richardson 10	Miller 31	Camby 17
4/20/10	Portland	Phoenix	119-90	W	Richardson 29	Hill 8	Webster 16	Camby 10
4/22/10	Portland	Portland	108-89	W	Richardson 42	Richardson 8	Aldridge 17	Camby 10
4/24/10	Portland	Portland	87-96	L	Stoudemire 26	Hill 12	Aldridge 31	Aldridge 11
4/26/10	Portland	Phoenix	107-88	W	Frye 20	Frye/Richardson 8	Miller 21	Camby 11
4/29/10	Portland	Portland	99-90	W	Richardson 28	Hill 12	Webster 19	Aldridge 9
SEMIFINALS (Suns 4, Spurs 0)								
5/3/10	San Antonio	Phoenix	111-102	W	Nash 33	Stoudemire 13	Ginobili 27	Duncan 11
5/5/10	San Antonio	Phoenix	110-102	W	Stoudemire 23	Stoudemire 11	Duncan 29	Duncan/Jefferson 10
5/7/10	San Antonio	San Antonio	110-96	W	Dragic 26	Stoudemire/Nash 8	Ginobili 27	Duncan 13
5/9/10	San Antonio	San Antonio	107-101	W	Stoudemire 29	Richardson 8	Parker 22	Duncan/Jefferson 8
CONFERENCE FINALS (Lakers 4, Suns 2)								
5/17/10	L.A. Lakers	L.A. Lakers	107-128	L	Stoudemire 23	RL/3R/LA 6	Bryant 40	Odom 19
5/19/10	L.A. Lakers	L.A. Lakers	112-124	L	Richardson 27	Stoudemire/Lopez 6	Gasol 29	Odom 11
5/23/10	L.A. Lakers	Phoenix	118-109	W	Stoudemire 42	Stoudemire 11	Bryant 36	Bryant/Gasol 9
5/25/10	L.A. Lakers	Phoenix	115-106	W	Stoudemire 21	Stoudemire 8	Bryant 38	Odom 10
5/27/10	L.A. Lakers	L.A. Lakers	101-103	L	Nash 29	Frye 10	Bryant 30	Odom 18
5/29/10	L.A. Lakers	Phoenix	103-111	L	Stoudemire 27	Frye 13	Bryant 37	Odom 12

All-Time Playoff Results

Suns Career Playoff Leaders

Games

Kevin Johnson	105
Dan Majerle	83
Alvan Adams	78
Steve Nash	75
Mark West	71
Shawn Marion	65
Leandro Barbosa	64
Tom Chambers	63
Alvin Scott	61
Walter Davis	59

Assists

Kevin Johnson	935
Steve Nash	728
Alvan Adams	320
Walter Davis	296
Jason Kidd	217
Paul Westphal	210
Dan Majerle	204
Charles Barkley	197
Jeff Hornacek	185
Kyle Macy	155

Free Throws Made

Kevin Johnson	594
Amar'e Stoudemire	355
Charles Barkley	313
Tom Chambers	268
Steve Nash	264
Walter Davis	237
Dan Majerle	199
Alvan Adams	196
Paul Westphal	159
Shawn Marion	154

Three-Point Field Goals Made

Dan Majerle	115
Steve Nash	99
Raja Bell	73
Leandro Barbosa	65
Shawn Marion	63
Danny Ainge	62
Tim Thomas	48
Wesley Person	40
Charles Barkley	36
Jim Jackson	32
Quentin Richardson	32

Points

Kevin Johnson	2,026
Steve Nash	1,365
Walter Davis	1,288
Charles Barkley	1,273
Amar'e Stoudemire	1,258
Dan Majerle	1,120
Shawn Marion	1,109
Alvan Adams	1,076
Tom Chambers	1,018
Paul Westphal	956

Blocks

Mark West	114
Shawn Marion	99
Amar'e Stoudemire	94
Garfield Heard	78
Alvan Adams	77
Oliver Miller	73
Alvin Scott	51
Larry Nance	51
Charles Barkley	49
Dan Majerle	42
Tom Chambers	42

Free Throws Attempted

Kevin Johnson	713
Amar'e Stoudemire	474
Charles Barkley	410
Tom Chambers	315
Steve Nash	294
Walter Davis	290
Dan Majerle	260
Alvan Adams	256
Paul Westphal	200
Shawn Marion	190

Three-Point Field Goals Attempted

Dan Majerle	324
Steve Nash	259
Leandro Barbosa	191
Shawn Marion	182
Raja Bell	151
Danny Ainge	146
Charles Barkley	132
Tim Thomas	108
Wesley Person	107
Kevin Johnson	90

Rebounds

Shawn Marion	706
Charles Barkley	644
Alvan Adams	588
Amar'e Stoudemire	479
Dan Majerle	411
Mark West	371
Garfield Heard	370
Tom Chambers	357
Kevin Johnson	336
Len "Truck" Robinson	269

Field Goals Made

Kevin Johnson	707
Walter Davis	523
Steve Nash	501
Charles Barkley	462
Amar'e Stoudemire	450
Shawn Marion	446
Alvan Adams	440
Dan Majerle	403
Paul Westphal	398
Tom Chambers	365

Scoring Average (10 games minimum)

Charles Barkley	26.5
Amar'e Stoudemire	24.2
Walter Davis	21.8
Paul Westphal	21.7
Dennis Johnson	20.4
Jason Richardson	19.8
Kevin Johnson	19.3
Steve Nash	18.2
Jeff Hornacek	17.6
Maurice Lucas	17.3
Anfernee Hardaway	17.3

Three-Point Field Goal Percentage (Minimum 10 Attempts)

Jim Jackson	.516
Raja Bell	.483
Jason Richardson	.475
Joe Johnson	.449
Tim Thomas	.444
Danny Ainge	.425
Jared Dudley	.424
Rex Chapman	.407
Kyle Macy	.404
Quentin Richardson	.390
Steve Nash	.382

Steals

Kevin Johnson	132
Dan Majerle	106
Shawn Marion	97
Alvan Adams	88
Charles Barkley	81
Walter Davis	80
Garfield Heard	62
Paul Westphal	61
Jeff Hornacek	57
Jason Kidd	51

Field Goals Attempted

Kevin Johnson	1,504
Walter Davis	1,039
Steve Nash	1,008
Shawn Marion	963
Charles Barkley	950
Dan Majerle	948
Alvan Adams	930
Amar'e Stoudemire	861
Tom Chambers	848
Paul Westphal	799



Suns Playoff Records

Suns Individual Playoff Records

Minutes

62***	Kevin Johnson at Chicago	6/13/93
59***	Dan Majerle at Chicago	6/13/93
55**	Shawn Marion vs. L.A. Clippers	5/16/06
54**	Raja Bell at San Antonio	4/19/08
53*	Shawn Marion at San Antonio	4/19/03
53*	Stephon Marbury at San Antonio	4/19/03
53***	Charles Barkley at Chicago	6/13/93

Field Goals Made

23	Charles Barkley at Golden State	5/4/94
----	---------------------------------	--------

Field Goals Attempted

33**	Shawn Marion vs. L.A. Clippers	5/16/06
------	--------------------------------	---------

3-PT. Field Goals Made

9^	Rex Chapman vs. Seattle	4/25/97
----	-------------------------	---------

Free Throws Made

21	Kevin Johnson vs. Houston	5/20/95
----	---------------------------	---------

Free Throws Attempted

22	Amar'e Stoudemire vs. San Antonio	6/1/05
22	Kevin Johnson vs. Houston	5/20/95

Offensive Rebounds

10	Charles Barkley vs. Seattle	6/5/93
10	Mark West at L.A. Lakers	5/8/90

Defensive Rebounds

17	Amar'e Stoudemire at L.A. Lakers	4/29/07
17	Charles Barkley several times, last vs. Houston	5/20/95
17	Tom Chambers at Denver	5/2/89
17	Tom Chambers vs. Denver	4/28/89
17	Alvan Adams vs. Kansas City	4/6/80
17	Alvan Adams at Golden State	5/16/76

Rebounds

24	Charles Barkley vs. Seattle	6/5/93
----	-----------------------------	--------

Assists

23	Steve Nash at L.A. Lakers	4/29/07
19	Kevin Johnson vs. San Antonio	4/26/92

Steals

7	Charles Barkley vs. San Antonio	5/13/93
---	---------------------------------	---------

Blocks

7	Oliver Miller vs. L.A. Lakers	5/9/93
7	Mark West at L.A. Lakers	5/8/90

Points

56	Charles Barkley at Golden State	5/4/94
----	---------------------------------	--------

* Overtime ** Double Overtime *** Triple Overtime ^ Tied for NBA Record

Suns Team Playoff Highs

Field Goals Made

58 vs. Denver 4/23/82

Field Goals Attempted

115** vs. Portland 5/11/92

Field Goal Percentage

.610 vs. L.A. Lakers (47-77) 5/6/06
vs. Portland (50-82) 5/25/90

3-PT. Field Goals Made

15 at San Antonio 5/7/10
vs. L.A. Clippers 5/22/06
vs. Memphis 4/24/05

Free Throws Made

57# vs. Seattle 6/5/93

Free Throws Attempted

64 vs. Seattle 6/5/93

Rebounds

70 at L.A. Lakers 3/29/70

Assists

44* at L.A. Lakers 4/9/80
38 vs. Portland 5/25/90

Personal Fouls

38 vs. Seattle 6/5/93
38** vs. Portland 5/11/92

Steals

17 vs. Denver 4/19/83

Blocks

16 vs. Seattle 5/24/93

Turnovers

30 at Golden State 5/2/76

Points

GAME 151** vs. Portland 5/11/92
140 at Golden State 5/4/94
HALF 86** vs. Portland (2nd) 5/11/92
81*** at Boston (2nd) 6/4/76
QTR 43 vs. Houston (2nd) 5/9/95
OT 21 at L.A. Lakers 5/4/06

Suns Largest Margin of Victory

36 Suns 135, Warriors 99 5/13/89

Suns Team Playoff Lows

Field Goals Made

21 at Seattle 4/27/97

Field Goals Attempted

68 at Portland 5/2/95

Field Goal Percentage

.269 at Seattle 4/27/97

Free Throws Made

6 at Seattle 5/3/97

Free Throws Attempted

9 at Seattle 5/3/97
9 at Kansas City 4/4/80

Rebounds

26 vs. L.A. Clippers 5/10/06

Assists

9 at San Antonio 4/25/00

Personal Fouls

12 vs. L.A. Lakers 5/25/10

Steals

0 vs. Dallas 5/28/06
at Seattle 4/15/76

Blocks

0 at Houston 5/13/95

Turnovers

5 at L.A. Clippers 5/14/06
at Memphis 4/29/05

Points

GAME 65 at L.A. Lakers 5/16/00
HALF 23# at L.A. Lakers (1st) 5/16/00
QTR 9 at L.A. Lakers (2nd) 5/16/00
OT 4*** at Chicago (1st) 6/13/93



Opponents Playoff Records

Opponents Individual Playoff Records

Minutes

60***	JoJo White at Boston	6/4/76
58***	B.J. Armstrong at Chicago	6/13/93
57***	Michael Jordan at Chicago	6/13/93
56***	Scottie Pippen at Chicago	6/13/93
55**	Elton Brand at L.A. Clippers	5/16/06

Field Goals Made

21	Michael Jordan at Chicago	6/16/93
----	---------------------------	---------

Field Goals Attempted

43***	Michael Jordan at Chicago	6/13/93
37	Michael Jordan at Chicago	6/16/93

3-PT. Field Goals Made

8	Gary Payton vs. Seattle	4/29/97
---	-------------------------	---------

Free Throws Made

18	David Robinson at San Antonio	5/16/93
----	-------------------------------	---------

Free Throws Attempted

23	David Robinson at San Antonio	5/16/93
----	-------------------------------	---------

Rebounds

27	Wilt Chamberlain at L.A. Lakers	4/9/70
----	---------------------------------	--------

Assists

24#	Earvin Johnson at L.A. Lakers	5/15/84
-----	-------------------------------	---------

Steals

6	Several players
---	-----------------

Blocks

9	Tim Duncan at San Antonio	5/18/07
---	---------------------------	---------

Points

55	Michael Jordan vs. Chicago	6/16/93
50	Dirk Nowitzki at Dallas	6/1/06
50*	Kobe Bryant at L.A. Lakers	5/4/06



Opponents Team Playoff Highs

Field Goals Made

61 at L.A. Lakers 4/18/85

Field Goals Attempted

130*** at Chicago 6/13/93

106 at Seattle 5/4/79

at L.A. Lakers 3/25/70

Field Goal Percentage

.651 vs. Utah (54-83) 4/25/91

3-PT. Field Goals Made

16* vs. Seattle (16-33) 5/1/97

Free Throws Made

40* at L.A. Lakers 4/9/80

37 at Portland 5/5/92

Free Throws Attempted

53** vs. Portland 5/11/92

48 vs. Seattle 4/20/76

Rebounds

68 at L.A. Lakers 4/9/70

Assists

44 at L.A. Lakers 4/9/70

Personal Fouls

38 vs. Seattle 6/5/93

Steals

20 at Golden State 5/2/76

Blocks

14 at Seattle 5/4/79

Turnovers

31 vs. Seattle 5/6/79

Points

GAME 153** vs. Portland 5/11/92

147 at L.A. Lakers 4/20/85

HALF 79** vs. Portland (2nd) 5/11/92

77 at L.A. Lakers (1st) 4/18/85

QTR 45 at L.A. Lakers (1st) 4/18/85

OT 16 at Boston (3rd) 6/4/76

Opponents Largest Margin of Victory

44 Seattle 122, Suns 78 4/27/97

Opponents Team Playoff Lows

Field Goals Made

27 at San Antonio 4/22/00

Field Goals Attempted

62 vs. Portland 5/12/99

Field Goal Percentage

.358 at San Antonio (29-81) 4/25/00

at Seattle (38-106) 5/4/79

Free Throws Made

4 at Houston 5/8/94

Free Throws Attempted

8 at Houston 5/8/94

Rebounds

25 vs. Seattle 6/1/93

Assists

7 vs. L.A. Lakers 5/2/07

Personal Fouls

12 at Dallas 5/26/06

Steals

1 vs. San Antonio 4/27/08

at L.A. Clippers 5/18/06

at Boston 5/23/76

Blocks

0*** at Boston 6/4/76

at Portland twice; last 5/2/95

Turnovers

6 vs. L.A. Lakers 5/25/10

vs. Dallas 5/28/06

Points

GAME 70 at San Antonio 4/22/00

HALF 32 vs. Kansas City (1st) 4/2/80

QTR 8 at Houston (4th) 5/11/94

OT 4 at Chicago (1st) 6/13/93



Playoff History Breakdown

RECORD BY SERIES

Round	Series	Overall	Home	Road
Western Conference First Round	15-11	56-49	35-19	21-30
Western Conference Semifinals	9-9	53-50	34-17	19-33
Western Conference Finals	2-7	20-34	13-14	7-20
NBA Finals	0-2	4-8	2-4	2-4
Totals	26-29	133-141	84-54	49-87

YEAR-BY-YEAR

Year	Overall	Home	Road
1969-70	3-4	2-1	1-3
1975-76	10-9	7-2	3-7
1977-78	0-2	0-1	0-1
1978-79	9-6	7-1	2-5
1979-80	3-5	3-1	0-4
1980-81	3-4	2-2	1-2
1981-82	2-5	1-2	1-3
1982-83	1-2	1-1	0-1
1983-84	9-8	5-3	4-5
1984-85	0-3	0-1	0-2
1988-89	7-5	4-3	3-2
1989-90	9-7	5-2	4-5
1990-91	1-3	1-1	0-2
1991-92	4-4	3-1	1-3
1992-93	13-11	7-6	6-5
1993-94	6-4	3-2	3-2
1994-95	6-4	4-2	2-2
1995-96	1-3	1-1	0-2
1996-97	2-3	1-1	1-2
1997-98	1-3	1-1	0-2
1998-99	0-3	0-1	0-2
1999-00	4-5	3-1	1-4
2000-01	1-3	0-2	1-1
2002-03	2-4	1-2	1-2
2004-05	9-6	4-4	5-2
2005-06	10-10	7-4	3-6
2006-07	6-5	4-2	2-3
2007-08	1-4	1-1	0-3
2009-10	10-6	6-2	4-4
Totals	133-141	84-54	49-87

TEAM-BY-TEAM

Team	Series	Overall	Home	Road
Boston	0-1	2-4	2-1	0-3
Chicago	0-1	2-4	0-3	2-1
Dallas	1-1	6-6	3-3	3-3
Denver	2-1	6-3	4-1	2-2
Golden State	3-0	11-4	6-2	5-2
Houston	0-2	6-8	3-4	3-4
KC-Sacramento	2-2	10-9	7-4	3-5
L.A. Clippers	1-0	4-3	3-1	1-2
L.A. Lakers	4-8	24-38	16-14	8-24
Memphis	1-0	4-0	2-0	2-0
Milwaukee	0-1	0-2	0-1	0-1
Portland	4-3	15-16	10-5	5-11
San Antonio	4-6	22-25	14-10	8-15
Seattle	2-2	13-12	9-3	4-9
Utah	2-1	8-7	5-2	3-5
Totals	26-29	133-141	84-54	49-87

*Phoenix twice had a first-round bye (1976, 1981)

Overall Series Record:	26-29 (.473)
Series Record with Homecourt:	18-9 (.667)
Series Record without Homecourt:	8-20 (.286)
Record in Deciding Games:	10-7 (6-3 home; 4-4 road)
Record when facing elimination:	26-29 (.473)
Times Sweeping Opponent:	6 (6 times with homecourt)
Times Being Swept:	4 (1 time with homecourt)
Overtime Record:	10-8 (2-2 in double ot, 1-1 in triple ot)



OPPONENTS

NBA Offices

National Basketball Association, NBA Entertainment, WNBA, NBA Development League

New York

Olympic Tower
645 Fifth Avenue
New York, NY 10022
Telephone: 212-407-8000
Fax: 212-832-3861

New Jersey

450 Harmon Meadow Boulevard
Secaucus, NJ 07094
Telephone: 201-865-1500
Fax: 201-865-2626

100 Plaza Drive
Secaucus, NJ 07094
Telephone: 201-865-1500
Fax: 201-974-5973

NBA STORE

666 Fifth Avenue
New York, NY 10103
Telephone: (212) 515-6221
Fax: (212) 515-6249

NBA CITY

6068 Universal Boulevard
Orlando, FL 32819
Telephone: (407) 363-5919
Fax: (407) 370-3178

600 First Avenue North
Minneapolis, MN 55403-1416
Telephone: (612) 767-2960

INTERNATIONAL OFFICES

EUROPE

Headquarters - NBA EMEA
125 Kesington High Street
London W8 5SF UK
Telephone: 011-44-20-7795-8921
Fax: 011-44-20-7795-8901

France

18 Rue Pasquier
75008, Paris, France
Telephone: 011-33-1-7841-4400
Fax: 011-33-1-7841-4327

Italy

Via Dogana 3
20123, Milano, Italy
Telephone: 011-39-02-8648-9361
Fax: 011-39-02-809-250

Spain

pq. Empresarial 'La Finca'
Edif. 15A, 28223
Pozuelo de Alarcón
Madrid, Spain
Telephone: 001-34-91297-9700
Fax: 011-34-91799-5999

Turkey

Astoria Is Merkezi
Buyukdere Cad. No: 127 A Kule K:9
Esentepe 34394, Istanbul, Turkey
Telephone: 011-90-212-340-7600
Fax: 011-90-212-340-7601

AFRICA

Nelson Mandela Square
2nd Floor, West Tower
Maude Street, Sandown
Johannesburg, South Africa
TEL: 011-27-11-881-5980
FAX: 011-27-11-881-5611

LATIN AMERICA

American Airlines Arena
601 Biscayne Boulevard
Miami, FL 33132
Telephone: 305-269-4100
Fax: 305-269-4139

Mexico

Jose Maria Castorena 324
Suite #206-207
Col. Cuajimalpa, Mexico, D.F. C.P. 05000
Telephone: 011-5255-813-6699/7000
Fax: 011-5255-812-7464

CANADA

40 Bay Street, Suite 400
Toronto, Ontario
Canada M5J 2X2
Telephone: 416-364-2030
Fax: 416-364-0205

ASIA/PACIFIC

China - Beijing

19th Floor, Office Tower 2
China Central Place
No 79 Jianguo Road
Chaoyang District
Beijing 100025, China
Telephone: 011-86-10-5200-8200
Fax: 011-86-10-5200-8202

China - Shanghai

Uniti 2703-08, 27/F,
Tower 2, Plaza 66
1366 Nanjing West Road
Shanghai 200040, China
Telephone: 011-86-21-6137-2200
Fax: 011-86-21-6288-9920

Hong Kong

1207 Man Yee Building
68 Des Voeux Road Central
Central Hong Kong
Telephone: 011-852-2843-9600
Fax: 011-852-2536-4808

Japan

Aioi Insurance Shinjuku Bldg.,
14th Floor
3-25-03 Yoyogi, Shibuya-ku
Tokyo, Japan 151-0053
Telephone: 011-813-5351-2411
Fax: 011-813-5351-2470

Taiwan

Suite 1303, No. 88, Section 2, Chung
Hsiao East Road
Taipei, Taiwan ROC
Telephone: 011-886-2-2358-1900
Fax: 011-886-2-2358-1098

Korea

41F Gangnam Finance Center
737 Yeoksam-dong, Gangnam-ku
Seoul Korea 135-984
Telephone: 011-822-2008-4617
Fax: 011-822-2008-4618

NBA D-League

National Basketball Association Development League

President: Dan Reed
Senior Coordinator
Communications: Joanna Shapiro
 (212) 407-8737
 jshapiro@nba.com

Austin Toros
 12885 N. Hwy 183, Ste. 207
 Austin, TX 78750
 Arena: Cedar Park Center
 Tel: (512) 236-8333
 Fax: (512) 236-8444
 Media Relations Contact: Perri Travillion
 (ptravillion@austintoros.com)
 NBA Affiliation: San Antonio

Bakersfield Jam
 1400 Norris Road
 Bakersfield, CA 93308
 Tel: (661) 615-6550
 Fax: (661) 615-6555
 Arena: Bakersfield Jam Events Center
 Media Relations Contacts: Christina Blanton
 (Christina@bakersfieldjam.com)
 NBA Affiliations: L.A. Clippers, L.A. Lakers

Dakota Wizards
 315 South 5th St.
 Bismarck, ND 58504
 Tel: (701) 258-2255
 Fax: (701) 255-7967
 Arena: Bismarck Civic Center
 Media Relations Contact: Scott Woodmansee
 (swoody@dakotawizards.com)
 NBA Affiliations: Memphis, Washington

Erie BayHawks
 110 East 8th Street
 Erie, PA 16501
 Tel: (814) 790-5600
 Fax: (814) 790-5608
 Arena: Tullio Arena

Media Relations Contact: Matt Bresee
 (matt.bresee@nbaerie.com)
 NBA Affiliations: Cleveland, Toronto

Fort Wayne Mad Ants
 1910 St. Joe Center Rd, Ste. 61
 Fort Wayne, IN 46825
 Tel: (260) 469-4667
 Fax: (260) 469-4674
 Arena: Allen County War Memorial Coliseum
 Media Relations Contact: Heidi Busch
 (heidi@fortwaynehoops.com)
 NBA Affiliations: Detroit, Indiana, Milwaukee

Idaho Stampede
 233 South Capitol Blvd., Suite 100
 Boise, ID 83702
 Tel: (208) 388-4667
 Fax: (208) 388-3845
 Arena: Qwest Arena
 Media Relations Contact: Jinny Giery
 (jginny@idahostampede.com)
 NBA Affiliations: Portland, Denver

Iowa Energy
 833 5th Ave.
 Des Moines, Iowa 50309
 Tel: (515) 462-2849
 Fax: (515) 564-8551
 Arena: Wells Fargo Arena
 Media Relations Contact: Chris Makris
 (cmakris@iowanba.com)
 NBA Affiliations: Chicago, Phoenix

Maine Red Claws
 413 Congress Street
 Portland, ME 04101
 Tel: (207) 210-6655
 Fax: (207) 210-6659
 Arena: Portland Exposition Building
 Media Relations Contact: Jana Spaulding
 (jspaulding@maineredclaws.com)
 NBA Affiliations: Boston, Charlotte

New Mexico Thunderbirds
 3001 Civic Center Circle
 Rio Rancho, NM 87144
 Tel: (505) 265-3865
 Fax: (505) 891-7350
 Arena: Santa Ana Star Center
 Media Relations Contact: Benjamin Gordon
 Goldstein (bgoldstein@nmtbirds.com)
 NBA Affiliations: New Orleans, Orlando

Reno
 250 Evans Avenue
 Reno, NV 89501
 Tel: (775) 334-2622
 Fax: (775) 284-4701
 Arena: Reno Events Center
 Media Relations Contact: TJ Lasita
 (tjlasita@nbareno.com)
 NBA Affiliations: Golden State, Sacramento

Rio Grande Valley Vipers
 4500 North 10th Street, Suite 315
 McAllen, TX 78504
 Tel: (888) 748-6223
 Fax: (956) 972-1150
 Arena: Dodge Arena
 Media Relations Contact: Jonah Goldberg
 (jgoldberg@rgvipers.com)
 NBA Affiliations: Houston

Sioux Falls Skyforce
 2131 South Minnesota Ave
 Sioux Falls, SD 57105
 Tel: (605) 332-0605
 Fax: (605) 332-2305
 Arena: Sioux Falls Arena
 Media Relations Contact: Brett Hansen
 (brett@skyforceonline.com)
 NBA Affiliations: Miami, Minnesota

Springfield Armor
 1 Monarch Place, Suite 220
 Springfield, MA 01144
 Tel: (413) 746-3263
 Fax: (413) 746-3262
 Arena: MassMutual Center
 Media Relations Contact: Nicole Hoffman
 (nhoffman@armorhoops.com)
 NBA Affiliations: New Jersey, New York, Philadelphia

Texas Legends
 2601 Avenue of the Stars, Suite 300
 Frisco, TX 75215
 Tel: (214) 469-0822
 Fax: (214) 469-0823
 Arena: Dr. Pepper Arena
 Media Relations Contact: Malcolm Farmer
 (mfarmer@texlegends.com)
 NBA Affiliations: Dallas

Tulsa 66ers
 2727 E. 21st St., Ste. 500
 Tulsa, OK 74114
 Tel: (918) 585-8444
 Fax: (918) 398-6930
 Arena: Tulsa Convention Center
 Media Relations Contact: Mitch Heckart
 (mheckart@tulsa66ers.com)
 NBA Affiliations: Oklahoma City

Utah Flash
 5017 N Edgewood Dr.
 Provo, UT 84604
 Tel: (801) 434-4667
 Fax: (801) 705-1823
 Arena: McKay Events Center
 Media Relations Contact: Drew Sellers
 (drew@utahflash.com)
 NBA Affiliations: Atlanta, Utah

Assignment Rules:

- An NBA team may assign any player on its Active List or Inactive List to play in the D-League, provided that the player has a zero or one Years of Service at the time of Assignment.
- No players may be given more than three Assignments during any season. There is no minimum or maximum length of a D-League assignment.
- During the 2010-11 season, no NBA team may have more than two players on assignment at the same time.
- A player on Assignment will be carried on the Inactive List of his NBA Team.

Atlanta Hawks



Centennial Tower
101 Marietta St.
Suite 1900
Atlanta, GA 30303
(404) 878-3800
Fax: (404) 878-3590
www.hawks.com

Owners

Bruce Levenson, Michael Gearon,
 Steve Belkin, Ed Peskowitz,
 Rutherford Seydel, Todd Foreman,
 Felix Riccio, Michael Gearon Sr.,
 Beau Turner

2011-2012 vs. Suns:

February 6 at Atlanta
 February 15 at Phoenix

2010-2011 Finish:

44-38 (.537)

Third in Southeast Division

Playoffs:

Defeated Orlando 4-2
 Lost to Chicago 4-2

Exec. Vice President/General Manager

Rick Sund

Assistant General Managers

David Pendergraft
 Scott Wilkinson

Head Coach

Larry Drew

Assistant Coaches

Lester Conner, Bob Bender,
 Kenny Gattison, Tyrone Hill

Head Athletic Trainer

Wally Blase

Vice President of Public Relations

Arthur Triche

Director of Media Relations

Jon Steinberg

Senior Manager of Media Relations

Jason Roose

Home Court Philips Arena (18,729, built in 1999)

Team Colors Red, White, Blue

Radio 99X (97.9 FM) Steve Holman

TV FOX Sports South/SportSouth
 Bob Rathbun, Dominique Wilkins, James Verrett

2010-2011 Regular Season Stats – Suns vs. Hawks

PLAYER	G-GS	MIN	FG-FGA	PCT	3FG-FGA	PCT	FT-FTA	PCT	OFF	DEF	TOT	AST	PF-DQ	STL	TO	BLK	PTS	AVG
Brooks (TOT)	1-0	28	8-14	.571	4-7	.571	4-4	1.000	0	2	2	10	0-0	0	2	0	24	24.0
Richardson	1-1	31	9-15	.600	3-7	.429	0-0	—	0	2	2	1	3-0	2	2	0	21	21.0
Dudley	2-0	52	11-17	.647	5-7	.714	5-7	.714	4	4	8	0	1-0	3	2	0	32	16.0
Nash	2-2	68	12-20	.600	2-4	.500	6-6	1.000	2	5	7	25	2-0	0	9	0	32	16.0
Carter (TOT)	3-3	74	18-33	.545	1-3	.333	6-10	.600	1	10	11	5	11-0	3	4	1	43	14.3
Carter (PHO)	1-1	16	2-5	.400	0-1	.000	2-2	1.000	0	2	2	0	1-0	1	0	0	6	6.0
Frye	2-1	60	11-21	.524	6-13	.462	0-0	—	0	6	6	4	6-0	0	0	1	28	14.0
Childress	1-0	22	4-9	.444	0-1	.000	3-4	.750	3	3	6	2	3-0	0	1	0	11	11.0
Turkoglu	1-1	27	4-7	.571	3-6	.500	0-0	—	0	4	4	4	3-0	0	2	1	11	11.0
Hill	2-2	54	8-17	.471	1-1	1.000	4-4	1.000	3	8	11	8	2-0	1	3	0	21	10.5
Warrick	2-0	37	7-9	.778	1-1	1.000	1-4	.250	3	2	5	3	4-0	0	1	0	16	8.0
Gortat (TOT)	3-0	61	10-19	.526	0-0	—	3-3	1.000	3	17	20	2	4-0	1	2	1	23	7.7
Gortat (PHO)	1-0	32	5-10	.500	0-0	—	3-3	1.000	0	12	12	1	3-0	0	1	0	13	13.0
Lopez	2-2	35	7-10	.700	0-0	—	1-2	.500	1	3	4	0	2-0	3	1	1	15	7.5
Pietrus (TOT)	2-0	32	3-13	.231	2-8	.250	3-4	.750	1	3	4	0	5-0	1	1	0	11	5.5
Pietrus (PHO)	1-0	18	3-10	.300	2-5	.400	3-4	.750	0	1	1	0	3-0	1	0	0	11	11.0
Dragic	2-0	28	2-7	.286	1-3	.333	1-2	.500	2	1	3	5	2-0	3	4	0	6	3.0
SUNS	2	480	85-157	.541	24-49	.490	29-38	.763	18	53	71	53	35-0	14	28	3	223	111.5

PLAYER	G-GS	MIN	FG-FGA	PCT	3FG-FGA	PCT	FT-FTA	PCT	OFF	DEF	TOT	AST	PF-DQ	STL	TO	BLK	PTS	AVG
Horford	2-2	81	20-31	.645	0-0	—	7-9	.778	8	11	19	9	4-0	3	3	2	47	23.5
Johnson	2-2	85	20-40	.500	3-9	.333	3-6	.500	5	8	13	9	6-0	1	5	0	46	23.0
Smith	2-2	87	16-28	.571	1-4	.250	12-13	.923	5	10	15	8	6-0	4	7	2	45	22.5
Ja. Crawford	2-0	64	11-25	.440	5-13	.385	3-3	1.000	2	4	6	5	4-0	3	4	1	30	15.0
Bibby	1-1	31	4-8	.500	3-6	.500	1-2	.500	1	4	5	3	3-0	0	2	0	12	12.0
Wilkins	1-0	28	4-6	.667	1-1	1.000	0-0	—	0	3	3	2	4-0	1	0	0	9	9.0
Teague	2-1	36	5-8	.625	1-1	1.000	3-3	1.000	0	5	5	7	5-0	1	4	1	14	7.0
Hinrich (TOT)	2-1	32	4-8	.500	2-3	.667	0-0	—	0	7	7	4	7-0	1	2	0	10	5.0
Powell	1-0	12	2-5	.400	0-0	—	0-0	—	1	2	3	0	1-0	0	0	0	4	4.0
Williams	1-1	29	1-7	.143	0-1	.000	0-1	.000	1	4	5	2	3-0	0	0	0	2	2.0
Collins	2-1	9	1-2	.500	0-0	—	0-0	—	0	0	0	0	2-0	0	0	0	2	1.0
Armstrong (TOT)	1-0	5	0-1	.000	0-0	—	0-0	—	0	1	1	0	3-0	1	0	0	0	0.0
Jo. Crawford	1-0	9	0-3	.000	0-2	.000	0-0	—	0	1	1	1	1-0	1	0	0	0	0.0
Pachulia	1-0	8	0-1	.000	0-0	—	0-0	—	0	0	0	1	3-0	0	1	0	0	0.0
HAWKS	2	480	84-164	.512	14-37	.378	29-37	.784	23	52	75	47	42-0	14	26	6	211	105.5

Atlanta Hawks

Series Scores & Summary

Date	Site	Final	%	Date	Site	Final	%	Date	Site	Final	%	Date	Site	Final	%
10/27/68	Phx	100-123	L	11/29/72	Phx	109-98	W	2/1/90	Phx	102-90	W	11/8/01	Phx	108-80	W
12/8/68	Phx	99-121	L	2/16/73	Phx	104-111	L	3/6/90	Atl	113-111	W	3/15/02	Atl	89-104	L
1/5/69	Atl	96-97	L	3/16/73	Atl	127-135	L	2/24/79	Atl	85-110	L	11/6/02	Phx	93-88	W
1/16/69	Atl	107-112	L	10/20/73	Phx	118-108	W	3/16/91	Phx	128-116	W	12/14/02	Atl	102-88	W
1/17/69	Atl	107-112	L	10/30/73	Atl	101-122	L	2/22/80	Atl	104-111	L	11/15/91	Phx	115-119	L
1/22/69	Phx	107-125	L	1/2/74	Atl	116-113	W	1/6/81	Atl	113-106	W	1/2/92	Atl	105-123	L
10/18/69	Atl	116-121	L	2/16/74*	Phx	124-123	W	1/18/81	Phx	102-86	W	1/23/93	Atl	110-91	W
11/16/69	Alb.	139-118	W	11/7/74	Atl	108-109	L	11/18/81	Atl	97-102	L	2/18/93	Phx	131-119	W
1/29/70	Phx	111-102	W	12/3/74	Phx	85-91	L	2/12/82	Phx	94-90	W	12/24/05	Atl	105-94	W
3/1/70	Atl	109-98	W	2/15/75	Phx	107-111	L	11/20/82	Phx	91-80	W	4/1/94	Phx	93-87	W
3/8/70	Phx	130-119	W	3/16/75	Atl	114-117	L	1/25/83	Atl	94-96	L	11/9/94	Phx	106-102	W
3/15/70	Atl	111-126	L	1/3/76	Atl	100-89	W	12/6/83	Atl	88-95	L	3/18/95	Atl	117-122	L
11/7/70	Atl	107-100	W	2/26/76	Phx	115-97	W	2/9/84	Phx	118-105	W	11/22/95	Phx	117-112	W
12/2/70	Phx	126-112	W	3/11/76	Atl	104-99	W	11/10/84	Phx	107-114	L	1/31/96	Atl	120-84	L
12/25/70	Phx	127-115	W	3/25/76	Phx	107-98	W	1/23/85	Atl	100-101	L	1/7/97*	Atl	103-105	L
1/10/71	Atl	116-105	W	12/12/76	Atl	106-91	W	11/6/85	Phx	106-114	L	2/5/97	Phx	99-81	W
3/30/71	Atl	98-139	L	1/10/77	Atl	93-92	W	11/13/85	Atl	101-108	L	12/11/97	Phx	94-78	W
11/20/71	Atl	109-115	L	2/8/77	Phx	117-104	W	11/7/86	Atl	86-106	L	1/26/98	Atl	96-91	W
12/9/71	Phx	135-115	W	4/5/77	Phx	108-102	W	11/26/86	Phx	120-106	W	3/19/99	Atl	85-93	L
1/2/72	Phx	111-116	L	12/14/77	Phx	89-96	L	12/9/87	Atl	117-105	W	2/18/00	Phx	85-73	W
1/30/72	Phx	105-103	W	12/18/77**	Atl	129-134	L	3/8/88	Atl	113-143	L	3/30/00	Atl	118-74	W
2/23/72	Atl	118-120	L	2/9/78	Phx	125-98	W	2/4/89*	Phx	116-118	L	11/9/00	Phx	88-79	W
11/18/72	Atl	122-126	L	2/22/78	Char.	95-107	L	3/14/89	Atl	114-112	W	1/29/01	Atl	95-82	W

*Overtime **Double Overtime

Suns Players Career Statistics vs. Hawks

PLAYER	G-GS	MIN	FG-FGA	PCT	3FG-FGA	PCT	FT-FTA	PCT	OFF	DEF	TOT	AST	PF-DQ	STL	TO	BLK	PTS	AVG	HI
Hill	40-39	1462	275-591	.465	9-21	.429	216-262	.824	60	222	282	214	94-0	54	97	31	775	19.4	42
Nash	26-23	775	143-272	.526	41-84	.488	54-59	.915	18	66	84	206	52-0	23	76	2	381	14.7	34
Childress	1-0	22	4-9	.444	0-1	.000	3-4	.750	3	3	6	2	3-0	0	1	0	11	11.0	11
Warrick	11-2	230	42-77	.545	1-1	1.000	30-43	.698	17	25	42	10	23-0	6	15	5	115	10.5	20
Lopez	4-3	96	17-29	.586	0-0	—	4-10	.400	7	12	19	0	8-0	4	3	7	38	9.5	12
Frye	14-5	304	47-114	.412	8-21	.381	19-22	.864	23	41	64	17	33-0	6	16	6	121	8.6	20
Dudley	11-1	236	32-57	.561	7-15	.467	15-19	.789	15	20	35	9	19-0	18	8	1	86	7.8	17
Gortat	12-0	149	17-40	.425	0-0	—	4-5	.800	18	41	59	2	23-0	2	5	11	38	3.2	13

Series Highlights & Top Performances

The Suns swept the season series and have won 28 of the last 37 meetings, including 16 of the last 18 at US Airways Center... Feb. 23, 2011, **Alvin Gentry** collected his 100th win as head coach of the Suns... Jan. 13, 2009, **Steve Nash** became the 19th player in NBA history to reach 1,300 career three-point field goals in a 107-102 win at home... Jan. 29, 2008, Phoenix posted a franchise-record 19 blocked shots en route to a 125-92 win at home... Nov. 3, 2004 Phoenix held Atlanta to 82 points, the fewest scored by a Suns opponent on opening night... Phoenix's 118-74 win on March 30, 2000, with a 44-point margin is the largest in the series and fifth-largest in Suns history... Series bests: February 16, 1974 in Phoenix, Hawk **Lou Hudson** scored 44 points... February 18, 2000 in Phoenix, Hawks center **Dikembe Mutombo** grabbed 25 rebounds... January 10, 1971 in Atlanta, **Paul Silas** set a Suns record by hitting 17-17 FT in a 116-105 victory... March 10, 1971 in Atlanta, the Suns shot a record-low .297 from the field and **Pete Maravich** scored 37 points in Atlanta's biggest victory over the Suns, 139-98 (41 points).

By The Numbers:

Suns vs. Atlanta 2010-2011: 2-0

11/7/10 at Atlanta: Suns 118, Hawks 114

2/23/11 at Phoenix: Suns 105, Hawks 97

All-Time Series Results:

Suns vs. Hawks at Phoenix: 41-15

Suns vs. Hawks at Atlanta: 24-32

Suns vs. Hawks overall: 65-47

Suns largest margin of victory: 44 (118-74, 3/30/00)

Suns high point total: 139 (11/16/69)

Suns low point total: 85 (four times, last 2/18/00)

Hawks largest margin of victory: 41 (139-98, 3/10/71)

Hawks high point total: 143 (3/8/88)

Hawks low point total: 73 (2/18/00)

HOME

AWAY

Suns last win: 2/23/11 (105-97) 11/7/10 (118-114)

Suns last loss: 2/9/07 (120-111) 1/15/10 (102-101)

Streaks: Won four Won one

Boston Celtics



226 Causeway St., 4th Floor
 Boston, MA 02114
 (617) 854-8000
 Fax: (617) 523-5949
 www.celtics.com

2011-2012 vs. Suns:

January 20 at Boston

2010-2011 Finish:

56-26 (.683)

First in Atlantic Division

Playoffs:

Defeated New York 4-0

Lost to Miami 4-1

Managing Partner, Governor & CEO

Wyc Grousbeck

President

Rich Gotham

President of Basketball Operations

Danny Ainge

Head Coach

Glenn "Doc" Rivers

Assistant Coaches

Armond Hill
 Kevin Eastman
 Clifford Ray
 Mike Longabardi

Head Athletic Trainer

Ed Lacerte

Vice President, Media Svcs./Alumni Relations

Jeff Twiss

Director of Public Relations

Heather Walker

Media Relations Coordinator

Brian Olive

Home Court

TD Garden (18,624, built in 1995)

Team Colors

Green, Gold, Black, Brown, Beige, White

Radio

WEEI (850 AM) Sean Grande, Cedric Maxwell

TV

Comcast SportsNet (Cable)

Mike Gorman, Tom Heinsohn, Greg Dickerson

2010-2011 Regular Season Stats – Suns vs. Celtics

PLAYER	G-GS	MIN	FG-FGA	PCT	3FG-FGA	PCT	FT-FTA	PCT	OFF	DEF	TOT	AST	PF-DQ	STL	TO	BLK	PTS	AVG
Brooks (TOT)	2-1	58	14-22	.636	7-11	.636	6-6	1.000	0	1	1	12	4-0	2	5	0	41	20.5
Brooks (PHO)	1-0	21	6-7	.857	2-3	.667	3-3	1.000	0	0	0	7	4-0	2	3	0	17	17.0
Gortat (PHO)	2-0	62	12-21	.571	1-1	1.000	7-10	.700	2	28	30	0	8-0	0	2	4	32	16.0
Carter (PHO)	2-2	53	9-19	.474	5-9	.556	5-6	.833	1	0	1	3	3-0	3	1	1	28	14.0
Pietrus (PHO)	2-0	50	7-17	.412	3-9	.333	5-6	.833	2	5	7	2	6-0	2	3	0	22	11.0
Nash	2-2	60	7-15	.467	2-5	.400	5-6	.833	0	2	2	17	1-0	0	7	1	21	10.5
Dudley	2-0	51	6-13	.462	2-5	.400	5-8	.625	2	7	9	7	6-0	2	2	1	19	9.5
Lopez	2-2	33	6-16	.375	0-0	—	5-8	.625	3	4	7	0	5-0	0	1	1	17	8.5
Hill	2-2	47	5-19	.263	2-2	1.000	1-2	.500	0	5	5	4	2-0	4	3	1	13	6.5
Warrick	2-0	35	4-9	.444	0-0	—	3-5	.600	2	7	9	2	0-0	0	2	1	11	5.5
Frye	2-2	53	2-11	.182	1-6	.167	4-5	.800	1	6	7	0	7-0	1	1	1	9	4.5
Dragic	1-0	15	1-4	.250	0-0	—	0-0	—	0	1	1	1	3-0	0	3	1	2	2.0
SUNS	2	480	65-151	.430	18-40	.450	43-59	.729	13	65	78	43	45-0	14	32	12	191	95.5

PLAYER	G-GS	MIN	FG-FGA	PCT	3FG-FGA	PCT	FT-FTA	PCT	OFF	DEF	TOT	AST	PF-DQ	STL	TO	BLK	PTS	AVG
Garnett	2-2	60	19-27	.704	0-1	.000	8-8	1.000	3	17	20	4	5-0	2	4	2	46	23.0
Green (TOT)	3-2	96	19-35	.543	5-12	.417	10-12	.833	3	19	11	4	8-0	2	7	1	53	17.7
Green (BOS)	1-0	17	3-6	.500	0-1	.000	0-0	—	0	1	1	0	2-0	1	1	0	6	6.0
Pierce	2-2	67	11-24	.458	0-5	.000	8-11	.727	0	15	15	3	6-0	2	4	1	30	15.0
Allen	2-2	68	10-22	.455	6-10	.600	1-3	.333	1	3	4	4	5-0	3	5	0	27	13.5
Rondo	2-2	67	7-14	.500	0-0	—	9-13	.692	1	6	7	21	4-0	5	8	1	23	11.5
Arroyo (TOT)	2-2	48	8-18	.444	3-7	.429	2-3	.667	0	4	4	6	6-0	1	3	0	21	10.5
Krstic (TOT)	2-2	34	6-12	.500	0-0	—	5-8	.625	1	5	6	0	7-0	1	1	0	17	8.5
Krstic (BOS)	1-1	21	4-10	.400	0-0	—	5-8	.625	1	3	4	0	5-0	0	1	0	13	13.0
Davis	2-0	39	6-18	.333	0-0	—	4-6	.667	7	4	11	1	3-0	1	2	0	16	8.0
Daniels	1-0	21	3-7	.429	0-2	.000	0-0	—	1	3	4	1	1-0	2	1	0	6	6.0
S. O'Neal	1-1	15	2-4	.500	0-0	—	1-2	.500	0	4	4	1	3-0	1	0	2	5	5.0
Robinson	1-0	20	2-8	.250	0-4	.000	0-0	—	1	1	2	2	2-0	1	0	0	4	4.0
Bradley	1-0	9	1-4	.250	0-0	—	0-0	—	0	1	1	0	2-0	0	0	0	2	2.0
Erden	1-0	8	1-1	1.000	0-0	—	0-0	—	0	1	1	0	1-0	0	0	1	2	2.0
Perkins	1-0	21	1-2	.500	0-0	—	0-2	.000	0	4	4	0	3-0	0	2	0	2	2.0
Wafer	2-0	29	1-7	.143	0-5	.000	1-2	.500	0	3	3	1	1-0	2	0	0	3	1.5
Murphy (BOS)	1-0	14	0-3	.000	0-1	.000	1-2	.500	1	1	2	0	2-0	0	0	0	1	1.0
Harangody	1-0	4	0-4	.000	0-1	.000	0-0	—	2	0	2	0	0-0	0	0	0	0	0.0
CELTICS	2	480	71-161	.441	6-30	.200	38-57	.667	18	67	85	38	45-0	20	32	7	186	93.0



Series Scores & Summary

Date	Site	Final %	Date	Site	Final %	Date	Site	Final %	Date	Site	Final %	Date	Site	Final %
11/17/68	Phx	98-130 L	12/13/72	Phx	100-105 L	12/8/78	Bos	124-104 W	2/17/89	Phx	135-126 W	12/7/01*	Bos	102-109 L
11/22/68	Bos	106-133 L	2/20/73	Bos	97-107 L	12/30/78	Phx	112-109 W	1/28/90	Bos	118-126 L	12/27/01	Phx	84-82 W
1/1/69	Phx	87-93 L	3/8/73*	Phx	134-141 L	3/14/79	Bos	126-117 W	2/20/90	Phx	120-99 W	12/11/02	Bos	103-94 W
2/18/69	Bos	110-116 L	11/9/73	Bos	107-122 L	3/21/79	Bos	134-113 W	1/4/91	Bos	103-132 L	2/16/03	Phx	102-92 W
2/22/69	Phx	100-124 L	12/15/73	Phx	121-120 W	12/7/79	Bos	92-100 L	2/19/91	Phx	109-105 W	12/5/03	Bos	110-106 W
2/25/69	Bos	99-112 L	3/7/74	Phx	97-99 L	2/13/80	Phx	135-134 W	11/13/91	Phx	111-117 L	12/26/03	Phx	102-104 L
11/18/69	Bos	119-120 L	3/13/74	Bos	97-104 L	12/30/80	Phx	97-116 L	1/24/92	Bos	100-93 W	1/28/05	Bos	128-119 W
12/25/69	Phx	127-116 W	11/22/74	Bos	94-95 L	1/7/81	Bos	90-108 L	2/16/93	Phx	110-97 W	2/27/05*	Phx	113-120 L
2/10/70	Bos	122-117 W	12/25/74	Phx	110-96 W	2/10/82	Phx	112-110 W	4/2/93	Phx	118-114 W	2/1/06	Bos	102-94 W
2/18/70	Phx	113-116 L	2/14/75	Phx	106-112 L	3/14/82	Bos	92-105 L	12/27/93	Phx	118-102 W	2/22/06	Phx	103-94 W
2/27/70	Bos	134-125 W	3/12/75	Hart.	82-88 L	1/28/83	Bos	104-111 L	1/30/94	Bos	94-106 L	12/8/06	Bos	116-111 W
3/19/70	Phx	127-123 W	12/26/75	Phx	106-112 L	2/26/83	Phx	101-103 L	2/26/94	Bos	107-102 W	2/21/07	Phx	118-108 W
10/15/70	Phx	119-100 W	1/21/76	Bos	100-114 L	2/26/84	Phx	109-116 L	2/21/95	Phx	121-129 L	2/22/08	Phx	85-77 W
10/30/70	Bos	112-127 L	2/13/76	Phx	108-109 L	3/11/84	Bos	109-117 L	11/8/95	Bos	109-113 L	3/26/08	Bos	97-117 L
1/8/71	Bos	114-122 L	3/31/76	Bos	102-122 L	12/26/84	Phx	114-119 L	2/12/96	Phx	120-107 W	1/19/09	Phx	87-104 L
2/16/71	Bos	119-116 W	12/10/76	Bos	107-103 W	3/13/85	Bos	106-123 L	1/5/97	Bos	102-109 L	2/22/09	Phx	108-128 L
2/19/71	Phx	116-112 W	12/29/76	Phx	97-87 R	11/8/85	Bos	101-125 L	2/12/97	Phx	131-100 W	11/6/09	Phx	110-103 W
11/12/71	Phx	128-119 W	2/26/77	Phx	104-108 L	2/17/86	Phx	108-101 W	11/28/97*	Phx	112-108 W	12/30/09	Phx	116-98 W
11/17/71	Bos	121-140 L	3/13/77	Bos	107-124 L	12/26/86	Phx	112-122 L	12/30/97	Phx	100-90 W	1/28/11	Phx	88-71 W
1/1/72	Phx	114-104 W	12/23/77	Phx	129-110 W	3/11/87	Bos	109-118 L	1/28/00	Bos	88-91 L	3/2/11	Bos	103-115 L
2/18/72	Phx	126-115 W	1/5/78	Hart.	121-111 W	1/20/88	Bos	115-131 L	3/20/00	Phx	110-106 W			
2/22/72	Bos	103-114 L	2/16/78	Phx	95-98 L	2/15/88	Phx	106-107 L	1/26/01	Bos	83-99 W			
11/15/72	Bos	94-113 L	3/17/78	Bos	108-115 L	1/4/89	Bos	106-104 W	3/15/01	Phx	101-105 L			

*Overtime

Suns Players Career Statistics vs. Celtics

PLAYER	G-65	MIN	FG-FGA	PCT	3FG-FGA	PCT	FT-FTA	PCT	OFF	DEF	TOT	AST	PF-DQ	STL	TO	BLK	PTS	AVG	HI
Hill	39-38	1400	236-518	.456	7-20	.350	206-267	.772	46	222	268	179	89-0	62	103	30	685	17.6	33
Chidress	13-3	454	61-109	.560	8-18	.444	36-51	.706	32	50	82	27	32-0	13	23	6	166	12.8	26
Nash	27-22	828	107-233	.459	28-72	.389	66-78	.846	8	64	72	223	43-0	26	87	3	308	11.4	20
Frye	10-6	262	33-73	.452	10-22	.455	21-28	.750	7	43	50	11	33-0	7	9	6	97	9.7	26
Warrick	10-2	179	25-59	.424	0-1	.000	35-42	.833	14	21	35	6	10-0	2	11	2	85	8.5	20
Dudley	11-1	240	26-52	.500	6-15	.400	12-15	.800	15	26	41	18	22-0	9	7	2	70	6.4	15
Gortat	9-0	163	19-34	.559	1-2	.500	11-16	.688	11	47	58	2	23-0	2	6	12	50	5.6	19
Lopez	5-2	62	8-21	.381	0-0	—	11-16	.688	6	9	15	1	7-0	0	1	3	27	5.4	11

Series Highlights & Top Performances

The Suns have won 23 of the last 37 meetings, including five of the last six at US Airways Center... Jan. 28, 2011, Phoenix held the Celtics to a series-low 71 points... December 5, 2003, Phoenix overcame a 29-point deficit, the largest in franchise history, to defeat the Celtics, 110-106, in Boston... February 12, 1997, **Kevin Johnson** became the first Suns player to record a triple-double in a single half, tallying 14 points, 14 assists and 11 rebounds in the first half... KJ finished with 22 points, 17 assists and 11 boards in the Suns' largest-ever victory over the Celtics, 131-100... Series bests: February 15, 1988 in Phoenix, **Larry Bird** scored 49 points... February 18, 1969 in Boston, **Bill Russell** grabbed 28 rebounds... February 16, 1993 in Phoenix, Celtic **Dee Brown** recorded 18 assists... The most famous game in the rivalry came on June 4, 1976 in Game 5 of the 1976 NBA Finals when the teams battled through three overtimes before the Celtics claimed a 128-126 win.

By The Numbers:

Suns vs. Boston 2010-2011: 1-1

1/28/11 at Phoenix: Suns 88, Celtics 71

3/2/11 at Boston: Celtics 115, Suns 103

Suns largest margin of victory: 31 (131-100, 2/12/97)

Suns high point total: 135 (2/13/80 and 2/17/89)

Suns low point total: 82 (3/12/75)

Celtics largest margin of victory: 32 (130-98, 11/17/68)

Celtics high point total: 141 (3/8/73*)

Celtics low point total: 71 (1/28/11)

All-Time Series Results:

Suns vs. Celtics at Phoenix: 31-24

Suns vs. Celtics at Boston: 19-38

Suns vs. Celtics overall: 50-62

	HOME	AWAY
Suns last win:	1/28/11 (88-71)	11/6/09 (110-103)
Suns last loss:	2/22/09 (128-108)	3/2/11 (115-103)
Streaks:	Won two	Lost one



Charlotte Bobcats



333 East Trade Street
Charlotte, NC 28202
(704) 688-8600
Fax: (704) 688-7600
www.bobcats.com

2011-2012 vs. Suns:

February 4 at Phoenix

2010-2011 Finish:

34-48 (.415)

Fourth in Southeast Division

Playoffs:

Did not qualify

Chairman	Michael Jordan
President & Chief Operating Officer	Fred Whitfield
President of Basketball Operations	Rod Higgins
General Manager	Rich Cho
Head Coach	Paul Silas
Assistant Coaches	Ralph Lewis Stephen Silas Rob Werdann
Head Athletic Trainer	TBD
Director, Basketball Communications	B. J. Evans
Manager, Basketball Communications	Josh Rosen
Home Court	Time Warner Cable Arena (19,077, built in 2005)
Team Colors	Bobcats Blue, White, Orange
Radio	TBD
TV	FOX Sports Carolinas/SportSouth (Cable) Steve Martin, Dell Curry, Stephanie Ready

2010-2011 Regular Season Stats – Suns vs. Bobcats

PLAYER	G-GS	MIN	FG-FGA	PCT	3FG-FGA	PCT	FT-FTA	PCT	OFF	DEF	TOT	AST	PF-DQ	STL	TO	BLK	PTS	AVG
Nash	1-1	36	11-15	.733	4-4	1.000	1-1	1.000	2	3	5	15	0-0	1	2	0	27	27.0
Turkoglu	1-1	32	7-14	.500	3-8	.375	1-2	.500	0	5	5	1	3-0	1	4	0	18	18.0
Carter (TOT)	2-2	70	12-28	.429	5-12	.417	3-6	.500	4	7	11	6	5-0	2	2	1	32	16.0
Carter (PHO)	1-1	34	8-17	.471	5-8	.625	1-2	.500	3	3	6	2	4-0	0	1	0	22	22.0
Hill	2-2	66	11-28	.393	1-4	.250	8-8	1.000	3	4	7	3	5-0	1	5	1	31	15.5
Richardson	1-1	31	3-11	.273	0-4	.000	7-7	1.000	1	4	5	2	3-0	1	1	0	13	13.0
Frye	2-2	74	7-16	.438	5-10	.500	4-4	1.000	1	11	12	1	9-0	0	3	23	11.5	
Dragic	2-1	59	8-21	.381	2-9	.222	4-4	1.000	2	4	6	12	6-0	2	2	0	22	11.0
Gortat (TOT)	2-0	46	9-15	.600	0-0	—	4-4	1.000	4	9	13	0	3-0	0	2	2	22	11.0
Gortat (PHO)	1-0	29	6-10	.600	0-0	—	4-4	1.000	3	4	7	0	2-0	0	1	16	16.0	
Dudley	2-0	48	5-15	.333	1-6	.167	6-8	.750	2	4	6	2	5-0	1	2	0	17	8.5
Childress	1-0	22	3-4	.750	0-0	—	0-0	—	0	4	4	2	2-0	1	1	6	6.0	
Warrick	2-0	23	3-7	.429	0-0	—	5-7	.714	3	1	4	2	1-0	1	3	1	11	5.5
Lopez	1-1	15	2-4	.500	0-0	—	0-0	—	1	1	2	0	3-0	0	1	0	4	4.0
Pietrus (TOT)	1-0	17	1-4	.250	1-4	.250	0-0	—	0	3	3	0	0-0	0	1	0	3	3.0
Clark	1-0	10	1-1	1.000	0-0	—	0-2	.000	0	2	2	0	0-0	0	1	2	2	2.0
SUNS	2	480	75-163	.460	21-53	.396	41-49	.837	21	50	71	42	43-0	9	22	8	212	106.0

PLAYER	G-GS	MIN	FG-FGA	PCT	3FG-FGA	PCT	FT-FTA	PCT	OFF	DEF	TOT	AST	PF-DQ	STL	TO	BLK	PTS	AVG
Jackson	2-2	80	17-33	.515	8-13	.615	5-6	.833	2	15	17	14	6-0	3	7	3	47	23.5
Djau	2-2	71	18-27	.667	6-11	.545	2-2	1.000	2	6	8	11	4-0	1	4	0	44	22.0
Thomas	1-0	29	9-13	.692	0-0	—	4-4	1.000	1	5	6	0	4-0	1	2	0	22	22.0
Wallace	2-2	65	14-24	.583	0-2	.000	8-11	.727	5	9	14	5	5-0	1	5	0	36	18.0
Augustin	2-2	65	11-21	.524	3-7	.429	6-7	.857	0	9	9	15	3-0	0	0	31	15.5	
Henderson	1-0	33	6-12	.500	0-1	.000	3-4	.750	1	2	3	1	2-0	0	2	15	15.0	
K. Brown	1-1	26	4-5	.800	0-0	—	4-4	1.000	4	6	10	1	3-0	0	0	12	12.0	
Carroll	1-0	12	2-7	.286	1-2	.500	2-2	1.000	0	2	2	5	0-0	2	0	1	7	7.0
D. Brown	1-0	22	2-4	.500	0-0	—	2-5	.400	1	3	4	4	2-0	1	1	6	6.0	
Livingston	2-0	35	4-7	.571	0-0	—	2-2	1.000	0	3	3	3	3-0	0	3	2	10	5.0
Cunningham (TOT)	4-0	42	8-13	.615	0-0	—	0-0	—	2	6	8	0	5-0	2	3	1	16	4.0
Mohammed	2-1	16	3-7	.429	0-0	—	1-1	1.000	3	2	5	0	3-0	1	0	1	7	3.5
Temple (TOT)	2-0	24	2-6	.333	0-2	.000	0-4	.000	0	1	1	1	2-0	2	2	0	4	2.0
White (TOT)	1-0	8	1-4	.250	0-0	—	0-0	—	1	1	2	0	1-0	0	1	0	2	2.0
Przybylla (TOT)	2-0	15	0-0	—	0-0	—	2-2	1.000	0	7	7	1	3-0	0	0	0	2	1.0
Collins	1-0	1	0-0	—	0-0	—	0-0	—	0	0	0	1	1-0	0	0	0	0	0.0
McGuire	1-0	18	0-5	.000	0-0	—	0-0	—	2	1	3	3	3-0	0	1	0	0	0.0
Najera	1-0	4	0-1	.000	0-0	—	0-0	—	0	0	0	0	0-0	0	0	0	0	0.0
BOBCATS	2	480	90-166	.542	18-36	.500	39-48	.813	21	63	84	63	39-0	10	24	11	237	118.5

Series Scores & Summary

Date	Site	Final	W/L	Date	Site	Final	W/L
12/10/04	Phx	115-106	W	2/4/08	Phx	118-104	W
3/23/05	Cha	120-105	W	1/23/09	Cha	76-98	L
12/30/05	Cha	110-100	W	2/24/09	Phx	112-102	W
2/25/06	Phx	136-121	W	1/16/10	Cha	99-125	L
12/10/06	Cha	114-84	W	1/26/10*	Phx	109-114	L
3/7/07*	Phx	115-106	W	11/20/10	Cha	105-123	L
11/6/07	Cha	115-83	W	1/26/11	Phx	107-114	L

*Overtime

Suns Players Career Statistics vs. Bobcats

PLAYER	G-GS	MIN	FG-FGA	PCT	3FG-FGA	PCT	FT-FTA	PCT	OFF	DEF	TOT	AST	PF-DQ	STL	TO	BLK	PTS	AVG	HI
Nash	13-13	415	75-160	.469	23-52	.442	34-36	.944	7	32	39	123	25-0	15	46	1	207	15.9	29
Hill	13-13	377	61-143	.427	3-11	.273	48-52	.923	14	44	58	24	27-0	6	23	6	173	13.3	28
Childress	13-4	431	57-109	.523	0-7	.000	42-48	.875	27	43	70	27	16-0	12	18	10	156	12.0	23
Frye	13-8	337	52-112	.464	9-21	.429	16-16	1.000	13	53	66	10	41-0	6	15	15	129	9.9	30
Warrick	13-2	240	34-73	.466	0-0	—	39-54	.722	19	23	42	11	26-0	5	22	4	107	8.2	19
Dudley	6-1	150	15-40	.375	6-18	.333	11-14	.786	9	17	26	6	16-0	6	4	1	47	7.8	18
Lopez	5-2	78	14-22	.636	0-0	—	6-8	.750	2	7	9	2	12-0	0	3	5	34	6.8	14
Gortat	8-0	126	20-33	.606	0-0	—	13-16	.813	17	21	38	2	13-0	5	5	9	53	6.6	16

Series Highlights & Top Performances

Phoenix has won nine of 14 in the overall series... In each of the nine victories, Phoenix has scored 110 points or more... The Suns won the first five home meetings against Charlotte all-time (5-1)... Suns Series bests: December 10, 2004 in Phoenix, **Steve Nash** recorded 14 assists.

By The Numbers:

Suns vs. Charlotte 2010-2011: 0-2

11/20/10 at Charlotte: Bobcats 123, Suns 105

1/26/11 at Phoenix: Bobcats 114, Suns 107

Suns largest margin of victory: 32 (115-83, 11/6/07)

Suns high point total: 136 (2/25/06)

Suns low point total: 76 (1/23/09)

Bobcats largest margin of victory: 26 (1/16/10)

Bobcats high point total: 125 (1/16/10)

Bobcats low point total: 83 (11/6/07)

All-Time Series Results:

Suns vs. Bobcats at Phoenix: 5-2

Suns vs. Bobcats at Charlotte: 4-3

Suns vs. Bobcats overall: 9-5

	HOME	AWAY
Suns last win:	2/24/09 (112-102)	11/6/07 (115-83)
Suns last loss:	1/26/11 (114-107)	11/20/10 (123-105)
Streaks:	Lost two	Lost three



Chicago Bulls



1901 W. Madison St.
Chicago, IL 60612
(312) 455-4000
Fax: (312) 455-4189
www.bulls.com

2011-2012 vs. Suns:
January 17 at Chicago

2010-2011 Finish:
62-20 (.756)
First in Central Division

Playoffs:
Defeated Indiana 4-1
Defeated Atlanta 4-2
Lost to Miami 4-1

Chairman	Jerry Reinsdorf
Exec. Vice President—Basketball Operations	John Paxson
General Manager	Gar Forman
Head Coach	Tom Thibodeau
Assistant Coaches	Ron Adams, Rick Brunson Andy Greer, Adrian Griffin Ed Pinckney
Head Athletic Trainer	Fred Tedeschi
Senior Director, Public & Media Relations	Tim Hallam
Senior Manager, Public & Media Relations	Sebrina Brewster
Manager, Public & Media Relations	Matt Yob
Coordinator, Public & Media Relations	Shaun Hickombottom
Home Court	United Center (20,917, built in 1994)
Team Colors	Red, White, Black
Radio	WMVP (1000 AM) Chuck Swirsky, Bill Wennington, Steve Kaskul WRTO (1200 AM Spanish) Omar Ramos, Ozzie Guillen, Jr.
TV	WGN-TV (Ch. 9), WCIU-TV (Ch. 26), Comcast SportsNet Chicago (Cable) Neil Funk, Stacey King

2010-2011 Regular Season Stats – Suns vs. Bulls

PLAYER	G-GS	MIN	FG-FGA	PCT	3FG-FGA	PCT	FT-FTA	PCT	OFF	DEF	TOT	AST	PF-DQ	STL	TO	BLK	PTS	AVG
Carter (TOT)	2-1	56	17-39	.436	3-10	.300	8-9	.889	7	4	11	3	10-0	3	5	0	45	22.5
Carter (PHO)	1-0	22	9-22	.409	3-6	.500	2-3	.667	3	2	5	1	5-0	2	1	0	23	23.0
Hill	2-2	80	18-30	.600	0-1	.000	4-5	.800	3	7	10	5	6-0	1	3	0	40	20.0
Richardson	1-1	43	8-22	.364	3-8	.375	1-2	.500	2	5	7	0	3-0	0	3	1	20	20.0
Warrick	2-0	54	10-17	.588	0-1	.000	12-14	.857	3	7	10	3	2-0	2	0	0	32	16.0
Frye	2-2	85	11-29	.379	5-13	.385	2-2	1.000	0	16	16	5	11-1	0	4	5	29	14.5
Nash	2-2	83	8-23	.348	0-7	.000	4-5	.800	0	8	8	32	2-0	2	6	0	20	10.0
Turkoglu	1-1	34	4-10	.400	1-2	.500	1-3	.333	6	4	10	3	3-0	1	1	1	10	10.0
Dudley	2-1	42	6-15	.400	3-6	.500	0-0	—	2	5	7	1	4-0	2	1	0	15	7.5
Gortat (TOT)	2-1	50	4-11	.364	0-0	—	2-2	1.000	5	12	17	1	1-0	0	3	4	10	5.0
Gortat (PHO)	1-1	36	4-9	.444	0-0	—	2-2	1.000	4	9	13	0	0-0	0	1	3	10	10.0
Pietrus (TOT)	1-0	11	2-5	.400	1-2	.500	0-0	—	0	0	0	0	0-0	0	0	0	5	5.0
Brooks (PHO)	1-0	13	1-4	.250	0-2	.000	2-2	1.000	0	0	0	0	3-0	0	1	0	4	4.0
Childress	2-0	26	2-5	.400	0-0	—	1-2	.500	4	2	6	0	1-0	2	2	0	5	2.5
Dragic	1-0	9	0-2	.000	0-1	.000	1-2	.500	0	0	0	2	0-0	2	1	0	1	1.0
Clark	1-0	0	0-0	—	0-0	—	0-0	—	0	0	0	0	1-0	0	0	0	0	0.0
Lopez	1-0	3	0-1	.000	0-0	—	0-0	—	0	0	0	0	4-0	0	1	1	0	0.0
SUNS	2	530	81-189	.429	15-47	.319	32-42	.762	27	65	92	55	42-1	14	29	11	209	104.5

PLAYER	G-GS	MIN	FG-FGA	PCT	3FG-FGA	PCT	FT-FTA	PCT	OFF	DEF	TOT	AST	PF-DQ	STL	TO	BLK	PTS	AVG
Rose	2-2	85	20-48	.417	2-10	.200	12-12	1.000	1	14	15	11	7-1	0	6	2	54	27.0
Deng	2-2	93	19-43	.442	3-8	.375	3-4	.750	4	8	12	4	2-0	1	3	0	44	22.0
Korver	2-0	68	10-18	.556	4-8	.500	6-8	.750	0	6	6	4	4-0	1	4	2	30	15.0
Noah	2-2	73	14-20	.700	0-0	—	1-4	.250	10	9	19	9	7-0	6	2	1	29	14.5
Boozer	1-1	35	5-13	.385	0-0	—	2-3	.667	1	8	9	7	3-0	1	4	0	12	12.0
Johnson	1-0	23	5-6	.833	1-2	.500	1-3	.333	2	3	5	3	6-1	2	3	2	12	12.0
Gibson	1-0	21	4-7	.571	0-0	—	2-5	.400	1	8	9	1	2-0	0	1	0	10	10.0
Brewer	2-1	45	4-9	.444	1-1	1.000	4-6	.667	5	6	11	6	0-0	0	1	2	13	6.5
Watson	2-0	28	3-9	.333	2-4	.500	0-0	—	0	0	0	5	6-0	3	3	0	8	4.0
Asik	2-0	20	1-1	1.000	0-0	—	3-6	.500	2	2	4	1	2-0	2	1	1	5	2.5
Butler (TOT)	1-0	21	1-3	.333	0-1	.000	0-0	—	0	1	1	1	0-0	0	1	1	2	2.0
Bogans	2-2	29	1-7	.143	1-5	.200	0-0	—	1	7	8	1	0-0	1	0	1	3	1.5
Scalabrino	1-0	8	0-0	—	0-0	—	0-0	—	0	0	0	1	2-0	0	0	0	0	0.0
Thomas	1-0	3	0-1	.000	0-0	—	0-0	—	0	0	0	0	1-0	0	0	0	0	0.0
BULLS	2	530	86-182	.473	14-38	.368	34-51	.667	27	71	98	53	42-2	17	30	11	220	110.0

Chicago Bulls

Series Scores & Summary

Date	Site	Final	%	Date	Site	Final	%	Date	Site	Final	%	Date	Site	Final	%
10/31/68	Phx	112-103	W	10/24/72	Phx	106-107	L	11/5/77	Chi	94-111	L	1/25/86	Chi	114-133	L
11/30/68	Chi	96-100	L	11/3/72	Chi	100-115	L	11/18/77	Phx	103-101	L	11/8/86	Chi	96-101	L
1/4/69	Chi	92-103	L	12/25/72	Phx	115-108	W	2/28/78	Chi	115-126	L	12/5/86	Phx	114-112	W
1/24/69	Phx	117-106	W	1/5/73	Chi	126-115	W	3/9/78	Phx	112-103	W	1/22/88	Chi	108-118	L
2/21/69	Phx	121-133	L	2/24/73	Chi	100-122	L	10/27/78*	Chi	115-110	W	2/4/88	Phx	101-113	L
3/6/69	Chi	117-125	L	3/4/73*	Phx	117-118	L	11/26/78	Phx	125-109	W	1/21/89	Chi	116-107	L
10/24/69	Phx	115-116	L	11/13/73	Phx	116-108	W	11/28/78	Chi	112-124	L	3/22/89	Phx	111-112	L
12/2/69	Salt Lake	121-110	W	11/23/73	Chi	99-94	L	3/8/79	Phx	132-117	W	11/22/89	Phx	90-95	L
12/5/69	Phx	114-113	W	1/6/74*	Chi	116-120	L	10/14/79	Phx	112-102	W	3/26/90	Chi	92-121	L
12/9/69	Chi	102-109	L	2/19/74	Chi	96-130	L	10/20/79	Chi	104-116	L	11/21/90	Phx	109-107	W
1/8/70	Chi	123-152	L	2/27/74	Phx	95-107	L	12/1/79	Phx	99-86	W	12/4/90	Chi	127-155	L
2/12/70	Chi	121-122	L	3/5/74	Phx	91-111	L	12/21/79	Chi	127-117	W	1/21/92	Chi	102-108	L
3/3/70	Phx	111-123	L	11/15/74	Phx	95-102	L	2/8/80	Chi	113-109	W	3/26/92	Phx	126-114	W
10/28/70	Phx	105-118	L	1/3/75	Chi	99-126	L	3/9/80*	Phx	113-103	W	11/22/92	Phx	111-128	L
11/6/70	Chi	105-102	W	1/17/75	Chi	115-105	W	11/28/80	Phx	102-101	W	3/30/93	Chi	113-109	W
1/24/71	Phx	113-112	W	3/6/75	Phx	88-65	W	12/9/80	Chi	123-108	W	11/30/93	Chi	113-132	L
3/3/71	Phx	115-90	W	11/4/75	Chi	96-80	W	11/27/81	Phx	111-107	W	2/6/94	Phx	89-88	W
3/12/71	Chi	92-116	L	12/7/75	Phx	114-97	W	2/16/82	Chi	91-86	W	11/30/94	Chi	105-118	W
3/13/71	Chi	99-111	L	2/17/76	Chi	111-114	L	1/11/83	Chi	109-96	W	2/3/95	Phx	110-100	W
10/24/71	Phx	104-105	L	3/5/76	Phx	99-97	W	3/15/83	Phx	116-108	W	12/8/96	Chi	82-93	L
11/2/71	Chi	101-108	L	3/16/76	Chi	87-120	L	11/25/83	Phx	120-94	W	2/6/96	Phx	106-96	W
12/23/71*	Phx	108-117	L	10/29/76	Chi	95-82	W	1/3/84	Chi	97-102	L	11/11/96	Chi	79-97	L
1/4/72	Chi	112-108	W	11/21/76	Phx	101-96	W	11/29/84	Phx	100-95	W	11/20/96	Phx	99-113	L
1/28/72	Phx	102-116	L	1/11/77	Chi	90-93	L	3/15/85	Chi	97-103	L	11/20/97	Phx	89-85	W
2/25/72	Chi	107-115	L	3/2/77*	Phx	104-108	L	12/4/85	Phx	100-99	W	12/15/97	Chi	104-111	L

*Overtime

Suns Players Career Statistics vs. Bulls

PLAYER	G-GS	MIN	FG-FGA	PCT	3FG-FGA	PCT	FT-FTA	PCT	OFF	DEF	TOT	AST	PF-DQ	STL	TO	BLK	PTS	AVG	HI
Hill	31-30	1107	220-456	.482	8-21	.381	124-179	.693	43	157	200	159	66-0	45	77	8	572	18.5	37
Nash	26-22	804	127-256	.496	18-59	.305	51-60	.850	4	63	67	221	49-0	23	72	0	323	12.4	24
Warrick	13-3	329	52-113	.460	0-6	.000	45-55	.818	31	45	76	13	29-0	11	9	4	149	11.5	23
Frye	13-6	332	53-122	.434	13-28	.464	25-31	.806	19	72	91	16	46-1	0	16	10	144	11.1	21
Childress	15-3	440	55-116	.474	2-10	.200	38-49	.776	43	42	85	31	33-0	12	20	7	150	10.0	22
Lopez	3-2	56	9-14	.643	0-0	—	5-9	.556	4	6	10	0	1-0	1	2	4	23	7.7	14
Gortat	8-1	168	22-41	.537	0-0	—	7-12	.583	20	50	70	4	17-0	2	7	12	51	6.4	14
Dudley	8-2	119	13-37	.351	7-13	.538	5-7	.714	8	11	19	4	13-0	4	7	0	38	4.8	12

Series Highlights & Top Performances

The Suns have won 16 of the last 26 meetings, including nine of the last 13 at US Airways Center... March 6, 1975 in Phoenix, the Bulls were held to an all-time opponent-low 65 points (88-65)... February 21, 1969 in Phoenix, **Gail Goodrich** scored a Suns series-high 43 points... January 21, 1989 in Chicago, **Michael Jordan** scored a series-high 53 points (he had 55 in Game 4 of the 1993 NBA Finals)... January 8, 1970 in Chicago, **Tom Boerwinkle** snared a Suns opponent record 37 rebounds and the Bulls set a Suns opponent record with 56 free throws made (56-71)... In the first-ever meeting on October 31, 1968 in Phoenix, **George Wilson** grabbed a Suns series-high 23 rebounds... January 3, 1984 in Chicago, Bulls guard **Ennis Whatley** tallied a series-high 18 assists.

By The Numbers:

Suns vs. Chicago 2010-2011: 0-2

11/24/10 at Phoenix: Bulls 123, Suns 115 2ot

4/15/11 at Chicago: Bulls 97, Suns 94

Suns largest margin of victory: 26 (120-94, 11/25/83)

Suns high point total: 132 (3/8/79)

Suns low point total: 79 (11/11/96)

Bulls largest margin of victory: 34 (130-96, 2/19/74)

Bulls high point total: 155 (12/4/90)

Bulls low point total: 65 (3/6/75)

All-Time Series Results:

Suns vs. Bulls at Phoenix: 39-22

Suns vs. Bulls at Chicago: 23-40

Suns vs. Bulls overall: 62-62

	HOME	AWAY
Suns last win:	11/15/07 (112-102)	3/30/10 (111-105)
Suns last loss:	11/24/10 (123-115**)	4/5/11 (97-94)

Streaks: Lost three Lost one

Cleveland Cavaliers



One Center Court
 Cleveland, OH 44115-4001
 (216) 420-2000
 Fax: (216) 420-2260
 www.cavs.com

2011-2012 vs. Suns:

January 12 at Phoenix
 March 25 at Cleveland

2010-2011 Finish:

19-63 (.232)
 Fifth in Central Division

Playoffs:

Did not qualify

Majority Owner/Chairman	Dan Gilbert
President	Len Komoroski
General Manager	Chris Grant
Head Coach	Byron Scott
Assistant Coaches	Paul Pressey Jamahl Mosley Joe Prunty Nate Tibbetts
Head Athletic Trainer	Max Benton
Sr. Vice President, Communications	Tad Carper
Senior Manager, Basketball Com.	Garin Narain
Basketball Communications Coordinator	Jeff Schaefer
Home Court	Quicken Loans Arena (20,562, built in 1994)
Team Colors	Wine, Gold
Radio	WTAM (1100 AM) John Michael, Jim Chones
TV	Fox Sports Ohio (Cable) Fred McLeod, Austin Carr

2010-2011 Regular Season Stats – Suns vs. Cavaliers

PLAYER	G-GS	MIN	FG-FGA	PCT	3FG-FGA	PCT	FT-FTA	PCT	OFF	DEF	TOT	AST	PF-DQ	STL	TO	BLK	PTS	AVG
Nash	2-2	74	11-21	.524	1-7	.143	12-12	1.000	0	9	9	32	1-0	3	9	0	35	17.5
Frye	2-2	85	13-31	.419	8-17	.471	0-0	—	4	12	16	5	6-0	4	3	3	34	17.0
Hill	2-2	45	11-20	.550	0-0	—	7-7	1.000	4	11	15	2	3-0	1	8	0	29	14.5
Dudley	2-0	63	8-18	.444	6-10	.600	4-6	.667	2	7	9	2	6-0	0	4	1	26	13.0
Lopez	2-2	40	11-19	.579	0-0	—	2-3	.667	2	4	6	1	8-0	1	2	3	24	12.0
Carter (PHO)	2-2	68	9-23	.391	4-11	.364	0-0	—	3	12	15	7	5-0	3	2	0	22	11.0
Dragic	2-0	27	7-12	.583	0-2	.000	3-6	.500	0	3	3	2	4-0	1	2	0	17	8.5
Gortat (TOT)	3-0	51	7-16	.438	0-0	—	4-4	1.000	2	19	21	3	6-0	0	4	5	18	6.0
Gortat (PHO)	2-0	39	6-12	.500	0-0	—	4-4	1.000	2	15	17	2	4-0	0	4	5	16	8.0
Brooks (TOT)	1-0	20	2-12	.167	1-3	.333	0-0	—	1	3	4	2	3-0	0	0	0	5	5.0
Warrick	2-0	29	3-11	.273	0-0	—	4-4	1.000	2	6	8	1	4-0	2	3	1	10	5.0
Pietrus (TOT)	2-0	39	2-8	.250	1-6	.167	1-2	.500	0	4	4	0	1-0	1	0	0	6	3.0
Pietrus (PHO)	1-0	12	0-1	.000	0-0	—	1-2	.500	0	1	1	0	0-0	0	0	0	1	1.0
SUNS	2	480	79-168	.470	19-47	.404	37-44	.841	19	80	99	54	41-0	15	37	13	214	107.0
PLAYER	G-GS	MIN	FG-FGA	PCT	3FG-FGA	PCT	FT-FTA	PCT	OFF	DEF	TOT	AST	PF-DQ	STL	TO	BLK	PTS	AVG
Jamison	2-2	80	18-44	.409	3-11	.273	7-8	.875	4	9	13	4	3-0	4	2	0	46	23.0
Hickson	2-2	71	13-34	.382	0-0	—	13-18	.722	10	22	32	5	7-0	3	4	1	39	19.5
Harris	2-2	70	10-19	.526	6-10	.600	11-13	.846	4	7	11	4	4-0	2	4	1	37	18.5
Gibson	1-0	30	6-13	.462	4-6	.667	0-0	—	0	1	1	1	4-0	1	2	1	16	16.0
Davis (TOT)	1-1	30	7-12	.583	1-4	.250	0-0	—	0	3	3	9	4-0	1	2	1	15	15.0
Sessions	2-1	56	9-22	.409	0-0	—	5-5	1.000	1	6	7	11	5-0	5	6	1	23	11.5
Eyenga	1-1	27	4-10	.400	0-2	.000	0-0	—	1	4	5	0	3-0	1	2	2	8	8.0
Moon	1-0	29	2-9	.222	1-7	.143	0-0	—	0	2	2	1	1-0	3	1	5	5	5.0
M. Williams	1-1	36	2-11	.182	0-3	.000	1-1	1.000	0	1	1	12	5-0	1	2	0	5	5.0
Gee (TOT)	4-2	58	6-13	.462	1-4	.250	6-8	.750	3	3	6	4	6-0	1	3	0	19	4.8
Gee (CLE)	2-1	41	3-7	.429	1-2	.500	4-6	.667	1	2	3	4	5-0	1	2	0	11	5.5
Samuels	2-0	39	4-9	.444	0-0	—	0-0	—	5	8	13	0	1-0	0	3	0	8	4.0
Erden (TOT)	1-0	8	1-1	1.000	0-0	—	0-0	—	0	1	1	0	1-0	0	1	2	2	2.0
Harangody (TOT)	1-0	4	0-4	.000	0-1	.000	0-0	—	2	0	2	0	0-0	0	0	0	0	0.0
CAVALIERS	2	480	71-178	.399	15-41	.366	41-51	.804	26	62	88	42	38-0	21	28	12	198	99.0

Cleveland Cavaliers

Series Scores & Summary

Date	Site	Final	%	Date	Site	Final	%	Date	Site	Final	%	Date	Site	Final	%	Date	Site	Final	%
10/23/70	Phx	108-104	W	12/19/75*	Phx	124-128	L	11/12/82	Phx	94-81	W	12/29/02	Clev	103-84	W				
11/22/70	Clev	114-99	W	1/17/76	Clev	85-105	L	2/20/83	Clev	103-81	W	2/28/93	Phx	94-101	L				
2/6/71	Phx	119-91	W	3/3/76	Phx	108-92	W	11/16/83	Phx	115-104	W	11/20/93	Phx	112-96	W				
2/12/71	Clev	114-105	W	3/13/76	Clev	77-99	L	2/15/84	Clev	90-104	L	3/15/94	Clev	119-106	W				
11/5/71	Clev	107-87	W	11/13/76	Phx	90-103	L	11/8/84	Phx	112-111	W	1/12/95	Phx	96-107	L				
11/14/71	Phx	119-105	W	1/15/77	Phx	94-79	W	1/5/85	Clev	106-111	L	1/30/95	Clev	89-82	W				
1/14/72	Phx	117-107	W	2/19/77	Clev	88-92	L	1/20/86	Clev	93-108	L	1/14/96	Phx	74-89	L				
2/27/72	Clev	127-125	W	11/24/77	Clev	82-97	L	3/5/86	Phx	100-115	L	2/2/96	Clev	85-107	L				
11/5/72	Clev	107-106	W	1/15/78	Phx	113-104	W	3/5/87	Phx	126-102	W	1/2/97	Clev	94-103	L				
11/8/72	Phx	107-99	W	3/19/78	Clev	123-112	W	3/12/87	Clev	109-116	L	2/21/97	Phx	94-88	W				
1/2/73	Clev	88-111	L	11/8/78	Phx	118-96	W	1/2/88	Clev	107-120	L	12/16/97	Clev	90-103	L				
3/6/73	Phx	110-102	W	11/21/78	Clev	110-108	W	2/25/88	Phx	109-103	W	1/13/98	Phx	84-102	L				
12/9/73	Clev	117-106	W	11/21/79	Phx	136-101	W	1/11/89	Phx	121-124	L	3/10/99	Phx	73-86	L				
1/23/74	Phx	110-103	W	3/13/79	Clev	124-120	W	1/16/89	Clev	110-126	L	1/22/00	Phx	101-88	W				
2/24/74	Clev	97-101	L	11/9/79	Phx	110-106	W	12/30/89	Clev	102-110	L	2/29/00	Clev	100-93	W				
3/9/74	Phx	109-100	W	2/19/80	Clev	109-128	L	3/4/90	Phx	108-96	W	3/28/01	Phx	103-94	W				
11/13/74	Clev	101-104	L	1/29/81	Clev	111-115	L	12/9/91	Clev	105-83	W	4/7/01	Clev	102-98	W				
12/13/74	Phx	85-84	W	3/4/81	Phx	126-106	W	1/9/91	Phx	113-105	W	3/25/02	Phx	102-96	W				
1/5/75	Clev	86-97	L	2/24/82	Phx	131-97	W	2/26/92	Phx	103-100	W	4/2/02	Clev	96-101	L				
2/26/75	Phx	108-96	W	3/11/82	Clev	101-95	W	3/10/92	Clev	100-102	L	11/1/02	Phx	78-74	W				

*Overtime

Suns Players Career Statistics vs. Cavaliers

PLAYER	G-GS	MIN	FG-FGA	PCT	3FG-FGA	PCT	FT-FTA	PCT	OFF	DEF	TOT	AST	PF-DQ	STL	TO	BLK	PTS	AVG	HI
Nash	27-23	856	169-319	.530	45-94	.479	66-74	.892	13	61	74	232	38-0	21	52	3	449	16.6	31
Hill	36-35	1256	216-468	.462	3-13	.231	158-207	.763	43	191	234	152	75-0	47	103	15	593	16.5	28
Frye	11-8	350	61-136	.449	13-34	.382	13-15	.867	18	51	69	14	37-0	6	13	3	148	13.5	22
Childress	12-2	356	45-91	.495	0-8	.000	19-30	.633	28	29	57	20	30-0	9	10	9	109	9.1	14
Warrick	14-4	282	48-96	.500	1-2	.500	29-44	.659	20	36	56	6	33-0	9	17	7	126	9.0	21
Dudley	11-1	206	22-49	.449	8-20	.400	7-14	.500	11	20	31	6	20-0	5	8	1	59	5.4	21
Lopez	6-2	66	13-28	.464	0-0	—	6-7	.857	6	7	13	1	12-0	1	5	5	32	5.3	15
Gortat	9-0	149	14-33	.424	1-1	1.000	4-5	.800	10	38	48	4	16-0	1	7	9	33	3.7	16

Series Highlights & Top Performances

The Suns swept the season series in 2010-11 and have won 17 of the last 24 meetings overall... March 12, 2009, **LeBron James** collected his first career victory in Phoenix, 119-111, tallying a triple-double with 34 points, 10 rebounds and 13 assists after losing his first five visits to the Valley... Jan. 11, 2007, **Steve Nash** dished out an NBA season-high 21 assists en route to a 109-90 win at US Airways Center... **Zydrunas Ilgauskas** hauled in a series-best 22 rebounds on November 1, 2002... March 10, 1999, the Suns were held to a series-low 73 points in the Cavs 86-73 win... The 73 points was also the Suns lowest offensive home total in team history... On January 15, 1977 in Phoenix, **Alvan Adams** recorded a series-high seven blocks... February 11, 1979 in Phoenix, **Mike Bratz** tallied a series-best eight steals in the Suns' 136-101 win... The 35-point margin of victory represents the series high.

By The Numbers:

Suns vs. Cleveland 2010-2011: 2-0

1/9/11 at Phoenix: Suns 108, Cavs 100

1/19/11 at Cleveland: Suns 106, Cavs 98

All-Time Series Results:

Suns vs. Cavs at Phoenix: 38-11

Suns vs. Cavs at Cleveland: 21-27

Suns vs. Cavs overall: 59-38

Suns largest margin of victory: 35 (136-101, 2/11/79)

Suns high point total: 136 (2/11/79)

Suns low point total: 73 (3/10/99)

Cavs largest margin of victory: 23 (111-88, 1/2/73)

Cavs high point total: 128 (12/19/75*, 2/19/80)

Cavs low point total: 74 (11/1/02)

	HOME	AWAY
Suns last win:	1/9/11 (108-100)	1/19/11 (106-98)
Suns last loss:	12/21/09 (109-91)	12/2/09 (107-90)
Streaks:	Won one	Won one

Dallas Mavericks



American Airlines Center
2500 Victory Avenue
Dallas, TX 75219
(214) 665-4660
Fax: (214) 665-4661
www.mavs.com

2011-2012 vs. Suns:

January 4 at Dallas
 January 23 at Dallas
 January 30 at Phoenix
 March 8 at Phoenix

2010-2011 Finish:

57-25 (.695)
 Second in Southwest Division

Playoffs:

Defeated Portland 4-2
 Defeated L.A. Lakers 4-0
 Defeated Oklahoma City 4-1
 Defeated Miami 4-2

Owner	Mark Cuban
President & CEO	Terdemia Ussery
Head Coach	Rick Carlisle
President of Basketball Operations/GM	Donn Nelson
Assistant Coaches	Terry Stotts Monte Mathis Darrell Armstrong Tony Brown
Head Athletic Trainer	Casey Smith
Director of Basketball Communications	Sarah Melton
Basketball Communications Manager	Scott Tomlin
Basketball Communications Coordinator	Alan Rakowski
Home Court	American Airlines Center (19,200, built in 2001)
Team Colors	Blue, Black, Silver
Radio	ESPN Radio (103.3 FM) Chuck Cooperstein, Brad Davis KFLC (1270 AM Spanish) Victor Villalba
TV	TXA-21, FOX Sports Southwest Mark Followill, Derek Harper, Jeff Wade

2010-2011 Regular Season Stats – Suns vs. Mavericks

PLAYER	G-GS	MIN	FG-FGA	PCT	3FG-FGA	PCT	FT-FTA	PCT	OFF	DEF	TOT	AST	PF-DQ	STL	TO	BLK	PTS	AVG
Gortat (PHO)	3-2	86	18-32	.563	0-3	.000	8-13	.615	7	23	30	3	7-0	2	5	3	44	14.7
Richardson	1-1	28	5-14	.357	0-5	.000	2-2	1.000	1	3	4	2	0-0	1	0	0	12	12.0
Pietrus (PHO)	1-0	26	4-9	.444	1-4	.250	2-2	1.000	0	2	2	0	4-0	0	3	0	11	11.0
Dudley	4-2	109	16-37	.432	1-8	.125	9-12	.750	9	5	14	8	4-0	4	2	1	42	10.5
Childress	2-0	51	10-15	.667	0-2	.000	0-4	.000	2	2	4	2	1-0	0	3	3	20	10.0
Turkoglu	1-0	20	3-7	.429	2-5	.400	2-2	1.000	0	2	2	4	4-0	2	1	1	10	10.0
Dragic	2-0	51	7-15	.467	0-2	.000	5-8	.625	2	1	3	13	4-0	1	4	1	19	9.5
Frye	4-4	121	14-37	.378	5-20	.250	5-5	1.000	8	31	39	3	15-1	0	5	4	38	9.5
Carter (PHO)	3-1	65	9-20	.450	3-9	.333	5-8	.625	1	3	4	2	10-0	1	3	1	26	8.7
Brooks (TOT)	4-0	92	10-41	.244	4-13	.308	7-11	.636	2	1	3	12	11-0	3	8	0	31	7.8
Brooks (PHO)	2-0	39	6-17	.353	1-5	.200	5-8	.625	1	0	1	5	7-0	1	4	0	18	9.0
Hill	4-4	114	14-46	.304	0-8	.000	3-8	.375	2	13	15	7	9-0	3	8	2	31	7.8
Nash	4-4	100	14-31	.452	0-4	.000	3-3	1.000	2	8	10	34	6-0	3	10	0	31	7.8
Warrick	4-0	61	10-18	.556	0-1	.000	10-14	.714	5	20	25	4	7-0	1	0	1	30	7.5
Clark	1-0	16	3-12	.250	0-0	—	1-2	.500	0	2	2	0	2-0	1	0	1	7	7.0
Siler	1-0	12	2-4	.500	0-0	—	2-4	.500	0	1	1	0	0-0	0	1	0	6	6.0
Lopez	4-2	58	9-18	.500	0-0	—	3-5	.600	5	15	20	0	7-0	1	4	4	21	5.3
Dowdell	1-0	4	2-2	1.000	0-0	—	0-0	—	0	1	1	0	0-0	0	0	0	4	4.0
SUNS	4	960	146-334	.437	13-76	.171	65-100	.650	45	132	177	87	87-1	21	55	22	370	92.5

PLAYER	G-GS	MIN	FG-FGA	PCT	3FG-FGA	PCT	FT-FTA	PCT	OFF	DEF	TOT	AST	PF-DQ	STL	TO	BLK	PTS	AVG
Nowitzki	4-4	133	31-60	.517	6-6	1.000	19-19	1.000	4	16	20	13	10-0	2	4	1	87	21.8
Butler	1-1	28	6-13	.462	1-2	.500	4-5	.800	2	5	7	1	0-0	1	3	1	17	17.0
Terry	4-0	121	24-55	.436	10-24	.417	9-10	.900	0	4	4	19	6-0	9	9	1	67	16.8
Marion	4-2	125	23-55	.418	1-3	.333	4-5	.800	13	19	32	4	10-0	5	6	3	51	12.8
Stojakovic (DAL)	3-1	60	11-25	.440	6-16	.375	4-4	1.000	2	4	6	3	6-0	2	1	0	32	10.7
Brewer (TOT)	2-0	39	9-21	.429	1-6	.167	1-1	1.000	3	2	5	4	3-0	1	1	0	20	10.0
Brewer (DAL)	1-0	11	0-3	.000	0-0	—	—	—	2	0	2	1	0-0	0	0	0	0	0.0
Chandler	4-4	111	15-26	.577	0-0	—	9-16	.563	14	40	54	2	11-0	3	4	4	39	9.8
Barea	3-0	79	10-28	.357	1-8	.125	4-6	.667	2	4	6	15	7-0	0	2	0	25	8.3
Kidd	4-4	127	12-28	.429	6-21	.286	3-4	.750	0	16	16	30	2-0	6	9	1	33	8.3
Beaubois	3-3	44	10-21	.476	4-9	.444	0-0	—	1	5	6	5	14-0	1	6	0	24	8.0
Stevenson	3-1	35	8-13	.615	2-5	.400	1-2	.500	0	3	3	4	3-0	0	2	0	19	6.3
Mahinmi	1-0	3	1-1	1.000	0-0	—	4-4	1.000	1	1	2	1	1-0	0	0	0	6	6.0
Haywood	4-0	68	6-10	.600	0-0	—	6-18	.333	9	21	30	1	7-0	2	2	3	18	4.5
Novak	1-0	1	1-2	.500	1-2	.500	0-0	—	0	2	2	0	0-0	0	0	0	3	3.0
Cardinal	2-0	11	1-1	1.000	1-1	1.000	0-0	—	0	1	1	3	2-0	1	2	1	3	1.5
MAVERICKS	4	960	159-341	.466	39-98	.398	67-93	.720	50	141	191	102	79-0	32	50	15	424	106.0

Series Scores & Summary

Date	Site	Final	%	Date	Site	Final	%	Date	Site	Final	%	Date	Site	Final	%	Date	Site	Final	%
10/21/80	Phx	111-99	W	12/26/85	Phx	98-105	L	11/16/91	Dal	88-91	L	2/17/98	Dal	95-77	W	11/16/04	Dal	107-101	W
11/18/80	Dal	102-91	W	1/10/86	Dal	104-117	L	12/28/91	Phx	121-103	W	3/15/98	Phx	100-90	W	2/17/05	Phx	113-119	L
12/17/80	Phx	115-102	W	3/3/86**	Phx	138-139	L	2/28/92	Dal	107-115	L	2/22/99	Phx	101-83	W	2/26/05	Dal	124-123	W
2/11/81	Phx	119-97	W	4/1/86	Dal	98-128	L	3/17/92	Phx	92-81	W	3/9/99	Dal	103-91	W	11/1/05**	Phx	108-111	L
3/10/81	Dal	103-107	L	11/21/86*	Phx	122-130	L	1/7/93	Dal	111-107	W	4/16/99	Phx	92-85	W	12/14/05	Dal	96-102	L
11/5/81	Phx	121-93	W	12/23/86	Phx	120-119	W	1/30/93	Phx	126-105	W	4/20/99	Dal	100-104	L	3/5/06	Dal	115-107	L
11/21/81	Dal	110-88	W	12/27/86	Dal	97-123	L	3/6/93	Dal	109-102	W	12/11/99	Dal	115-120	L	4/13/06	Phx	117-104	W
1/9/82	Dal	101-105	L	3/2/87	Dal	112-135	L	3/12/93	Phx	116-98	W	12/23/99	Phx	110-111	L	11/9/06	Phx	112-119	L
3/24/82	Phx	104-96	W	4/6/87*	Phx	118-110	W	12/11/93	Dal	114-103	W	3/4/00	Phx	110-96	W	12/28/06	Dal	99-101	L
4/9/82	Dal	100-105	L	12/11/87*	Dal	104-108	L	1/18/94	Phx	113-103	W	3/11/00	Dal	99-104	L	3/14/07**	Dal	129-127	W
11/6/82	Dal	112-100	W	1/7/88	Phx	91-105	L	3/25/94	Phx	99-94	W	11/15/00	Phx	99-78	W	4/1/07	Phx	126-104	W
12/23/82	Phx	125-106	W	1/27/88	Phx	102-121	L	4/18/94	Dal	106-97	W	1/13/01	Dal	103-86	W	12/19/07	Dal	105-108	L
2/8/83	Phx	100-112	L	2/22/88	Dal	107-114	L	12/26/94	Phx	139-113	W	3/17/01	Dal	99-109	L	2/14/08	Phx	109-97	W
3/8/83	Dal	99-120	L	4/6/88	Dal	93-119	L	12/27/94	Dal	119-118	W	4/11/01	Phx	111-106	W	4/6/08	Phx	98-105	L
3/19/83*	Phx	115-112	W	11/9/88	Phx	111-103	W	2/7/95	Dal	114-113	W	11/24/01	Dal	104-119	L	12/4/08	Dal	97-112	L
10/29/83	Dal	103-120	L	1/6/89	Phx	120-111	W	4/21/95	Phx	110-99	W	2/17/02	Phx	92-105	L	1/9/09	Phx	128-100	W
11/19/83	Dal	107-116	L	2/3/89	Dal	117-121	L	12/16/95*	Dal	111-108	W	3/5/02	Dal	77-81	L	3/10/09	Phx	112-117	L
2/11/84	Phx	108-89	W	4/12/89	Dal	109-94	W	1/12/96*	Phx	130-140	L	4/17/02	Phx	89-76	W	4/5/09	Dal	116-140	W
2/17/84	Dal	123-129	L	1/4/90	Phx	119-102	W	3/3/96	Dal	121-114	W	11/2/02	Dal	83-97	L	12/8/09	Dal	101-102	L
4/12/84	Phx	119-118	W	1/17/90	Dal	108-88	W	4/19/96	Phx	123-103	W	1/17/03	Phx	111-106	W	1/28/10	Phx	112-106	W
11/3/84	Dal	105-93	W	3/2/90	Dal	102-108	L	1/13/97	Dal	105-98	W	3/22/03	Dal	95-102	L	12/17/10	Dal	97-107	L
12/28/84	Phx	111-125	L	4/3/90	Phx	117-111	W	2/23/97	Phx	86-88	L	4/9/03	Phx	112-89	W	12/17/10	Dal	91-106	L
1/16/85	Phx	98-95	W	12/18/90	Dal	114-95	W	3/2/97	Dal	110-101	W	11/26/03	Phx	121-90	W	2/17/11	Phx	106-112	L
2/15/85	Dal	126-103	W	12/26/90	Phx	115-88	W	3/15/97	Phx	101-76	W	3/8/04	Dal	90-103	L	3/27/11	Phx	83-91	L
3/4/85	Phx	99-107	L	3/20/91	Dal	110-96	W	12/18/97	Dal	89-75	W	3/13/04	Phx	90-113	L	4/10/11	Dal	90-115	L
11/19/85	Dal	119-123	L	4/12/91	Phx	103-91	W	1/2/98	Phx	92-85	W	4/3/04	Dal	103-124	L				

*Overtime **Double Overtime

Suns Players Career Statistics vs. Mavericks

PLAYER	G-5S	MIN	FG-FGA	PCT	3FG-FGA	PCT	FT-FTA	PCT	OFF	DEF	TOT	AST	PF-DQ	STL	TO	BLK	PTS	AVG	HI
Nash	30-25	935	172-369	.466	41-103	.398	67-73	.918	12	85	97	275	50-0	20	101	1	452	15.1	32
Hill	26-25	890	135-310	.435	4-19	.211	96-128	.750	28	133	161	98	72-1	30	54	14	370	14.2	35
Gortat	5-2	97	20-36	.556	0-3	.000	8-13	.615	9	26	35	3	7-0	3	5	3	48	9.6	20
Warrick	22-4	455	76-163	.466	0-4	.000	57-78	.731	40	60	100	18	59-1	8	15	5	209	9.5	26
Childress	10-2	288	35-67	.522	0-5	.000	22-30	.733	30	22	52	10	21-0	6	13	6	92	9.2	21
Dudley	12-2	284	32-77	.416	6-24	.250	31-38	.816	16	21	37	23	23-0	12	9	2	101	8.4	20
Frye	16-9	368	41-111	.369	6-31	.194	16-23	.696	29	80	109	13	43-1	3	15	7	104	6.5	24
Lopez	10-4	147	20-37	.541	0-0	—	5-7	.714	10	30	40	0	15-0	1	8	10	45	4.5	14

Series Highlights & Top Performances

Phoenix has won 42 of the last 73 meetings... December 4, 2008, **Steve Nash** became the third player in franchise history to reach 4,000 assists in a Suns uniform (Kevin Johnson, Alvan Adams) when he dished out 10 assists... April 17, 2002, **Dan Majerle** hit a three-pointer on his final NBA field goal attempt to finish his Suns career with 800 three-pointers, which stood as a franchise record until Steve Nash surpassed the mark during the 2009-10 season... NBA records recorded during the series: **George McCloud** – both a Maverick and Sun during his career – tied an NBA-record with 10 threes (10-12) on December 16, 1995 as a Mav... Series high marks: **Larry Nance** grabbed 20 rebounds April 6, 1987, which was matched the next season by the Mavs **James Donaldson** on December 11, 1987... **Kevin Johnson** dished out 20 assists April 3, 1990, and Majerle connected on 8-14 treys January 30, 1993.

By The Numbers:

Suns vs. Dallas 2010-2011: 0-4

12/17/10 at Dallas: Mavs 106, Suns 91

2/17/11 at Phoenix: Mavs 112, Suns 106

3/27/11 at Phoenix: Mavs 91, Suns 83

4/10/11 at Dallas: Mavs 115, Suns 90

Suns largest margin of victory: 31 (121-90, 11/26/03)

Suns high point total: 138 (3/3/86**)

Suns low point total: 77 (3/5/02)

Mavs largest margin of victory: 30 (128-98, 4/1/86)

Mavs high point total: 140 (4/5/09, 1/12/96*)

Mavs low point total: 75 (12/18/97)

All-Time Series Results:

Suns vs. Mavs at Phoenix: 44-20

Suns vs. Mavs at Dallas: 27-38

Suns vs. Mavs overall: 71-58

HOME

Suns last win: 1/28/10 (112-106)

Suns last loss: 3/27/11 (91-83)

Streaks: Lost two

AWAY

Suns last win: 3/14/07 (129-127**)

Suns last loss: 4/10/11 (115-90)

Streaks: Lost seven



Denver Nuggets



Pepsi Center
1000 Chopper Circle
Denver, CO 80204
(303) 405-1100
Fax: (303) 893-3203
www.nuggets.com

2011-2012 vs. Suns:

February 14 at Denver
 April 6 at Denver
 April 21 at Phoenix

2010-2011 Finish:

50-32 (.610)

Second in Northwest Division

Playoffs:

Lost to Oklahoma City 4-1

Owner	E. Stanley Kroenke
Exec. Vice President of Basketball Operations	Masai Ujiri
Head Coach	George Karl
Assistant Coaches	Adrian Dantley Tim Grgurich John Welch
Assistant Coach/Advance Scout	Chad Iske
Head Athletic Trainer & Traveling Secretary	Jim Gillen
Director of Media Relations	Tim Gelt
Media Relations Manager/Website Coordinator	Dan Tolzman
Home Court	Pepsi Center (19,155, built in 1999)
Team Colors	Gold, Red, Blue
Radio	KRWZ (950 AM)/KCKK (1510 AM)/ 93.7 FM Jason Kosmicki
TV	Altitude Sports & Entertainment Chris Marlowe, Scott Hastings

2010-2011 Regular Season Stats – Suns vs. Nuggets

PLAYER	G-GS	MIN	FG-FGA	PCT	3FG-FGA	PCT	FT-FTA	PCT	OFF	DEF	TOT	AST	PF-DQ	STL	TO	BLK	PTS	AVG
Richardson	2-2	64	20-40	.500	7-14	.500	3-3	1.000	6	10	16	5	5-0	1	2	1	50	25.0
Nash	4-4	121	17-37	.459	4-11	.364	16-17	.941	0	8	8	32	4-0	3	12	1	54	13.5
Carter (TOT)	3-3	76	14-41	.341	5-14	.357	6-6	1.000	3	6	9	4	12-0	2	2	3	39	13.0
Carter (PHO)	2-2	44	8-26	.308	3-10	.300	2-2	1.000	3	4	7	2	7-0	0	2	2	21	10.5
Hill	3-3	83	17-34	.500	0-5	.000	3-7	.429	1	3	4	9	9-0	2	4	2	37	12.3
Frye	3-3	101	15-34	.441	3-13	.231	3-3	1.000	3	17	20	6	12-1	1	1	3	36	12.0
Turkoglu	2-1	61	9-23	.391	2-8	.250	2-3	.667	0	8	8	7	7-0	1	1	2	22	11.0
Warrick	4-2	99	14-33	.424	0-3	.000	16-23	.696	7	13	20	4	6-0	3	7	0	44	11.0
Brooks (TOT)	4-1	84	13-34	.382	5-16	.313	9-11	.818	0	3	3	18	16-2	2	7	0	40	10.0
Brooks (PHO)	1-0	21	3-9	.333	1-3	.333	2-2	1.000	0	1	1	7	2-0	0	3	0	9	9.0
Gortat (TOT)	3-0	72	11-21	.524	0-0	—	5-5	1.000	6	18	24	6	11-0	5	3	4	27	9.0
Gortat (PHO)	2-0	47	10-18	.556	0-0	—	5-5	1.000	5	16	21	4	7-0	3	2	2	25	12.5
Childress	4-1	86	14-25	.560	0-3	.000	7-12	.583	10	10	20	2	13-0	3	5	3	35	8.8
Dudley	4-0	66	10-25	.400	5-9	.556	6-7	.857	3	6	9	2	5-0	0	1	0	31	7.8
Pietrus (PHO)	2-0	37	4-13	.308	2-9	.222	5-9	.556	2	3	5	0	2-0	0	3	0	15	7.5
Dragic	3-0	54	6-20	.300	2-7	.286	6-9	.667	3	3	6	8	11-0	2	4	0	20	6.7
Lopez	2-2	35	5-9	.556	0-0	—	2-2	1.000	0	6	6	0	6-0	1	0	2	12	6.0
Barron	1-0	10	2-6	.333	0-0	—	0-1	.000	3	4	7	2	3-0	0	0	1	4	4.0
Dowdell	2-0	17	3-10	.300	0-1	.000	2-3	.667	1	2	3	3	3-0	1	0	0	8	4.0
Siler	2-0	9	2-5	.400	0-0	—	0-1	.000	3	1	4	0	1-0	0	0	1	4	2.0
Clark	1-0	5	0-1	.000	0-0	—	1-2	.500	1	1	2	0	1-0	0	1	1	1	1.0
SUNS	4	960	159-368	.432	29-96	.302	81-111	.730	51	116	167	93	105-1	21	50	21	428	107.0

PLAYER	G-GS	MIN	FG-FGA	PCT	3FG-FGA	PCT	FT-FTA	PCT	OFF	DEF	TOT	AST	PF-DQ	STL	TO	BLK	PTS	AVG
Afflalo	3-3	118	22-38	.579	5-12	.417	12-14	.857	2	18	20	6	9-0	1	5	4	61	20.3
Smith	3-0	76	17-34	.500	9-20	.450	14-18	.778	3	12	15	7	10-0	4	3	0	57	19.0
Chandler (TOT)	3-3	110	23-50	.460	5-17	.294	4-6	.667	6	10	16	3	4-0	2	2	2	55	18.3
Chandler (DEN)	1-1	29	6-14	.429	2-4	.500	2-2	1.000	1	4	5	1	2-0	1	2	1	16	16.0
Gallinari (TOT)	1-1	31	4-7	.571	1-3	.333	8-9	.889	1	3	4	1	2-0	2	1	1	17	17.0
Anthony	3-3	73	17-37	.459	2-7	.286	14-18	.778	8	27	35	3	4-0	1	7	1	50	16.7
Billups	3-3	92	13-33	.394	6-13	.462	14-15	.933	0	7	7	17	5-0	4	3	0	46	15.3
Lawson	4-1	114	20-35	.571	6-12	.500	14-19	.737	2	11	13	26	13-1	5	8	0	60	15.0
Hilario	4-4	114	25-37	.676	0-1	.000	9-18	.500	7	16	23	7	11-0	3	9	2	59	14.8
Felton (TOT)	2-2	110	13-40	.325	6-15	.400	3-5	.600	3	14	17	30	6-0	5	13	0	35	11.7
Felton (DEN)	1-0	34	2-7	.286	0-1	.000	1-3	.333	0	4	4	6	2-0	2	3	0	5	5.0
Harrington	4-0	93	14-37	.378	2-9	.222	7-10	.700	6	14	20	10	12-0	3	4	1	37	9.3
Williams	3-2	42	8-16	.500	0-0	—	8-11	.727	8	11	19	1	7-0	1	3	3	24	8.0
Martin	2-2	46	7-12	.583	0-1	.000	0-0	—	3	6	9	9	5-0	0	3	1	14	7.0
Forbes	4-1	74	8-21	.381	1-3	.333	7-10	.700	1	14	15	5	7-0	2	4	0	24	6.0
Andersen	3-0	39	7-11	.636	0-0	—	1-3	.333	5	6	11	0	6-0	0	4	2	15	5.0
Koufos (DEN)	1-0	5	1-2	.500	0-0	—	2-2	1.000	2	0	2	0	1-0	1	0	2	4	4.0
Mozgov (TOT)	2-0	10	3-6	.500	0-0	—	2-3	.667	1	1	2	0	2-0	0	1	0	8	4.0
Mozgov (DEN)	1-0	5	2-4	.500	0-0	—	2-3	.667	0	1	1	0	1-0	0	1	0	6	6.0
Carter	1-0	5	1-2	.500	0-1	.000	0-0	—	0	0	0	0	0-0	0	1	2	2	2.0
NUGGETS	4	960	170-340	.500	33-84	.393	107-146	.733	48	151	199	98	95-1	28	59	18	480	120.0

Denver Nuggets

Series Scores & Summary

Date	Site	Final	%	Date	Site	Final	%	Date	Site	Final	%	Date	Site	Final	%
10/30/76	Den	107-113	L	1/1/83	Den	125-127	L	1/28/89	Den	138-142	L	11/26/96	Den	108-117	L
12/28/76	Den	102-110	L	3/22/83	Den	117-130	L	1/30/89	Phx	126-100	W	12/23/96*	Phx	109-112	L
2/6/77	Phx	115-104	W	3/26/83	Phx	124-110	W	11/4/89	Den	132-135	L	1/14/97	Phx	110-101	W
4/3/77	Phx	109-124	L	11/26/83	Den	104-107	L	1/13/90	Den	119-111	W	4/4/97	Den	112-113	W
11/27/77	Phx	115-97	W	12/26/83*	Phx	140-133	W	2/27/90	Phx	120-101	W	12/20/97	Den	102-81	W
12/26/77	Den	108-127	L	2/24/84	Phx	100-117	L	3/14/90	Phx	138-108	W	1/23/98	Phx	100-77	W
3/7/78	Den	126-112	L	3/20/84	Phx	146-120	W	11/10/90	Phx	173-143	W	3/10/98	Den	93-76	W
4/6/78	Phx	105-111	L	4/8/84	Den	126-121	L	12/15/90	Den	142-134	W	4/15/98	Phx	96-89	W
10/25/78	Den	104-108	L	11/13/84	Den	110-122	L	2/5/91	Phx	126-103	W	2/7/99	Phx	115-108	W
11/10/78	Phx	132-150	W	1/29/85	Den	100-128	L	4/16/91	Den	153-118	W	2/15/99	Den	115-106	W
12/26/78	Den	106-102	W	2/5/85	Phx	108-103	W	11/20/91	Phx	113-97	W	4/29/99	Den	98-87	W
3/2/79	Phx	105-119	L	2/24/85	Den	107-117	L	12/18/91	Den	109-123	L	11/2/99*	Den	102-107	L
11/11/79	Phx	116-91	W	4/4/85	Phx	103-110	L	1/8/92	Phx	135-114	W	1/16/00	Phx	113-100	W
11/24/79	Den	115-101	W	10/29/85	Phx	127-142	L	3/28/92	Den	121-101	W	1/21/00	Den	101-99	W
1/15/80	Den	107-99	W	2/14/86	Phx	112-95	W	12/23/92	Den	111-96	W	2/22/00	Phx	86-67	W
1/30/80	Phx	122-114	L	2/25/86	Den	99-112	L	12/27/92	Phx	129-88	W	1/14/00	Den	102-99	W
2/26/80	Den	112-121	L	4/7/86	Phx	123-131	L	4/9/93	Phx	98-97	W	12/23/00	Phx	102-93	L
3/23/80	Phx	118-102	W	4/10/86	Den	113-115	L	4/25/93	Den	118-120	L	3/3/01	Phx	97-82	W
10/24/80	Den	117-94	W	11/22/86	Den	120-132	L	11/24/93	Phx	130-97	W	3/6/01	Den	93-82	W
11/23/80	Phx	131-113	W	12/12/86	Den	116-128	L	12/21/93	Den	95-121	L	10/30/01	Phx	96-99	L
1/2/81	Den	133-132	W	12/13/86	Phx	123-110	W	4/3/94	Phx	108-98	W	12/15/01	Den	109-96	L
1/14/81	Phx	128-102	W	1/10/87*	Den	120-127	L	4/12/94	Den	107-102	W	12/29/01	Phx	109-92	W
2/19/81	Den	126-127	L	2/5/87	Phx	113-100	W	12/23/94	Phx	126-110	W	4/13/02	Den	94-98	L
11/10/81	Den	109-106	W	12/22/87	Den	104-119	L	1/7/95	Den	109-100	W	11/13/02	Den	75-72	W
12/3/81	Phx	137-109	W	1/13/88	Phx	127-115	W	1/17/95	Phx	129-113	W	11/23/02	Phx	79-80	L
2/26/82	Phx	131-122	W	2/20/88	Phx	128-108	W	4/14/95	Den	87-102	L	4/1/03	Phx	95-65	W
3/17/82*	Phx	133-135	L	3/4/88	Den	108-116	L	11/15/95*	Phx	127-137	L	4/8/03	Phx	98-78	W
3/27/82**	Den	134-140	L	4/11/88	Phx	119-123	L	12/8/95	Den	98-103	L	11/25/03	Den	80-110	L
10/31/82	Den	110-114	L	12/22/88	Den	126-118	W	12/29/95	Phx	103-92	L	1/13/04	Phx	92-105	L
11/18/82	Phx	107-118	L	12/27/88	Phx	119-107	W	3/7/96	Den	92-103	L	1/21/04	Den	92-97	L

*Overtime **Double Overtime ΔTriple Overtime +postponed due to severe weather conditions, made up 2/5/07

Suns Players Career Statistics vs. Nuggets

PLAYER	G-GS	MIN	FG-FGA	PCT	3FG-FGA	PCT	FT-FTA	PCT	OFF	DEF	TOT	AST	PF-DQ	STL	TOT	BLK	PTS	AVG	HI
Hill	29-29	973	189-376	.503	5-14	.357	110-142	.775	32	129	161	100	72-1	29	56	16	493	17.0	39
Nash	54-46	1677	277-559	.496	89-194	.459	143-152	.941	36	124	160	421	82-1	45	147	13	786	14.6	36
Warrick	19-8	447	88-177	.497	3-8	.375	61-84	.726	27	62	89	14	36-0	14	29	3	240	12.6	29
Frye	19-8	456	83-162	.512	15-33	.455	22-32	.688	23	71	94	17	55-1	8	18	19	203	10.7	22
Childress	10-3	273	39-79	.494	0-6	.000	25-32	.781	20	26	46	14	28-0	13	13	8	103	10.3	17
Dudley	13-2	267	34-72	.472	13-25	.520	20-28	.714	15	28	43	13	28-0	3	9	0	101	7.8	13
Lopez	8-5	114	15-31	.484	0-0	—	8-9	.889	7	15	22	0	20-0	2	4	6	38	4.8	11
Gortat	7-0	114	14-27	.519	0-0	—	5-7	.714	10	27	37	6	15-0	5	4	5	33	4.7	14

Series Highlights & Top Performances

Phoenix has won 37 of the last 55 meetings, including 12 of the last 13 games at US Airways Center... March 10, 2011, **Marcin Gortat** tied a career high with 18 rebounds... Phoenix held Denver to 65 points on April 1, 2003, tied for the lowest ever total by a Suns opponent (Chicago vs. Phoenix, 3/6/75). The Nuggets' .263 field goal percentage was also a Suns opponent low and a Nuggets franchise low... **Clifford Robinson** hit for a career-high 50 total points and 23 first-quarter points on January 16, 2000... November 10, 1990 in Phoenix, the Suns set an NBA record for points in a game in a 173-143 victory (**Kevin Johnson** had 23 points, 17 assists)... December 26, 1983 in Phoenix, Suns forward **Maurice Lucas** grabbed a season-best 25 rebounds.

By The Numbers:

Suns vs. Denver 2010-2011: 1-3

11/15/10 at Phoenix: Suns 100, Nuggets 94

11/28/10 at Denver: Nuggets 138, Suns 133

1/11/11 at Denver: Nuggets 132, Suns 98

3/10/11 at Phoenix: Nuggets 116, Suns 97

Suns largest margin of victory: 41 (129-88, 12/27/92)

Suns high point total: 173 (11/10/90)

Suns low point total: 75 (11/13/02)

Nuggets largest margin of victory: 34 (132-98, 1/11/11)

Nuggets high point total: 150 (11/10/78)

Nuggets low point total: 65 (4/1/03)

All-Time Series Results:

Suns vs. Nuggets at Phoenix: 55-18

Suns vs. Nuggets at Denver: 31-43

Suns vs. Nuggets overall: 86-61

HOME

AWAY

Suns last win: 11/15/10 (100-94) 2/3/10 (109-97)

Suns last loss: 3/10/11 (116-97) 1/11/11 (132-98)

Streaks: Lost one Lost two



Detroit Pistons



6 Championship Drive
Auburn Hills, MI 48326
(248) 377-0100
Fax: (248) 377-3260
www.pistons.com

2011-2012 vs. Suns:

March 16 at Phoenix

2010-2011 Finish:

30-52 (.366)

Fourth in Central Division

Playoffs:

Did not qualify

Owner	Tom Gores
President, Palace Sports & Entertainment	Dennis Manion
President, Basketball Operations	Joe Dumars
Head Coach	Lawrence Franks
Assistant Coaches	Brian Hill, John Loyer, Roy Rogers, Dee Brown, Charles Klask, Bill Pope
Head Athletic Trainer	Mike Abdenour
Vice President, Public Relations	Kevin Grigg
Director, Media Relations	Cletus Lewis, Jr.
Public Relations Assistant	Michelle Fikany
Home Court	The Palace of Auburn Hills (22,076, built in 1988)
Team Colors	Red, White, Blue
Radio	WXYZ (97.1 FM) George Blaha, Mark Champion, Rick Mahorn
TV	FOX Sports Detroit (cable) George Blaha, Greg Kelsier

2010-2011 Regular Season Stats – Suns vs. Pistons

PLAYER	G-GS	MIN	FG-FGA	PCT	3FG-FGA	PCT	FT-FTA	PCT	OFF	DEF	TOT	AST	PF-DQ	STL	TO	BLK	PTS	AVG
Carter (TOT)	4-4	136	27-57	.474	8-20	.400	4-6	.667	4	19	23	15	7-0	5	8	0	66	16.5
Carter (PHO)	2-2	69	11-28	.393	5-12	.417	1-2	.500	1	14	15	5	3-0	0	4	0	28	14.0
Dudley	2-0	60	11-19	.579	4-9	.444	6-8	.750	4	5	9	4	4-0	1	4	0	32	16.0
Nash	2-2	56	7-11	.636	3-5	.600	4-4	1.000	0	4	4	10	2-0	1	10	0	21	10.5
Hill	2-2	54	9-20	.450	0-0	—	2-3	.667	2	4	6	5	3-0	4	2	2	20	10.0
Brooks (TOT)	1-0	28	2-9	.222	1-5	.200	4-4	1.000	0	4	4	6	1-0	2	3	0	9	9.0
Pietrus (TOT)	3-1	64	10-26	.385	6-16	.375	1-2	.500	0	10	10	2	4-0	2	1	0	27	9.0
Pietrus (PHO)	2-1	35	5-15	.333	3-9	.333	1-2	.500	0	5	5	0	1-0	2	1	0	14	7.0
Frye	2-1	61	6-21	.286	2-15	.133	2-2	1.000	1	12	13	3	4-0	0	2	1	16	8.0
Gortat (TOT)	4-1	103	14-19	.737	0-0	—	1-5	.200	10	24	34	8	7-0	2	2	4	29	7.3
Gortat (PHO)	2-0	63	7-10	.700	0-0	—	1-3	.333	5	16	21	5	2-0	1	2	1	15	7.5
Dragic	2-0	41	4-11	.364	2-4	.500	0-1	.000	0	2	2	8	6-0	2	3	1	10	5.0
Lopez	2-2	27	3-8	.375	0-0	—	2-2	1.000	3	3	6	0	2-0	0	1	1	8	4.0
Warrick	1-0	13	1-2	.500	0-0	—	0-0	—	0	0	0	1	0-0	0	2	0	2	2.0
Lawal	1-0	2	0-0	—	0-0	—	0-0	—	0	0	0	0	1-0	0	0	0	0	0.0
SUNS	2	480	64-145	.441	19-54	.352	19-27	.704	16	65	81	41	28-0	11	32	6	166	83.0

PLAYER	G-GS	MIN	FG-FGA	PCT	3FG-FGA	PCT	FT-FTA	PCT	OFF	DEF	TOT	AST	PF-DQ	STL	TO	BLK	PTS	AVG
Prince	2-2	68	14-29	.483	0-2	.000	1-3	.333	5	12	17	8	0-0	1	3	0	29	14.5
Gordon	2-1	66	11-27	.407	2-8	.250	4-5	.800	3	9	12	3	4-0	1	3	0	28	14.0
Stuckey	1-1	30	3-15	.200	0-2	.000	5-6	.833	2	2	4	3	2-0	1	1	0	11	11.0
Daye	2-0	49	8-19	.421	2-6	.333	2-2	1.000	2	7	9	2	5-0	1	2	0	20	10.0
Villanueva	1-1	26	5-11	.455	0-3	.000	0-0	—	0	3	3	2	1-0	0	1	0	10	10.0
Bynum	2-0	35	4-8	.500	0-0	—	7-9	.778	0	4	4	4	2-0	4	0	0	15	7.5
R. Hamilton	1-0	21	2-9	.222	1-3	.333	0-0	—	0	1	1	1	0-0	1	0	0	5	5.0
McGrady	2-2	59	4-15	.267	2-4	.500	0-0	—	3	4	7	4	5-0	2	6	3	10	5.0
Wilcox	2-1	32	4-10	.400	0-0	—	1-2	.500	1	5	6	2	3-0	3	1	0	9	4.5
Monroe	2-1	36	3-5	.600	0-0	—	2-6	.333	6	4	10	3	3-0	1	2	1	8	4.0
Summers	1-0	6	1-4	.250	1-2	.500	0-0	—	0	0	0	0	3-0	1	1	0	3	3.0
Wallace	2-1	46	1-4	.250	0-0	—	0-2	.000	4	9	13	1	4-0	4	1	2	2	1.0
Maxiell	1-0	4	0-1	.000	0-0	—	0-0	—	0	0	0	1	0-0	1	1	0	0	0.0
PISTONS	2	480	60-157	.382	8-30	.267	22-35	.629	26	60	86	34	32-0	21	23	6	150	75.0

Detroit Pistons

Series Scores & Summary

Date	Site	Final	%	Date	Site	Final	%	Date	Site	Final	%	Date	Site	Final	%
11/10/68	Phx	130-128	W	11/23/72	Phx	128-122	W	4/1/77	Phx	133-116	W	1/26/87*	Phx	120-118	W
11/14/68	Tucson	109-111	L	12/6/72	Det	105-114	W	12/7/77*	Det	113-107	W	3/11/88	Det	88-116	L
11/27/68	Det	111-125	L	1/3/73	Det	105-119	L	1/13/78	Phx	111-100	W	3/26/88	Phx	103-108	L
12/14/68	Det	123-118	W	1/10/73	Phx	123-121	W	2/1/78	Det	120-127	L	11/18/88	Phx	105-121	L
2/14/69	Det	123-128	W	2/7/73	Det	107-113	L	3/1/78	Phx	102-115	L	12/28/88	Det	100-106	L
3/17/69	Phx	95-119	L	3/10/73	Phx	110-117	L	11/18/78	Det	119-105	W	11/29/89	Phx	103-111	L
12/19/69	Phx	140-129	W	10/24/73	Phx	99-115	L	11/30/78	Phx	119-109	W	1/26/90	Det	103-107	L
12/7/69	Phx	113-118	L	11/21/73	Det	107-114	L	1/18/79	Det	97-87	W	1/18/91	Phx	103-102	W
12/20/69	Det	113-114	L	11/21/73	Det	104-107	L	4/1/79	Phx	116-105	W	2/3/91	Det	112-97	W
1/3/70	Phx	114-109	W	12/1/73	Phx	109-121	L	12/15/79	Phx	126-105	W	12/10/91	Phx	102-93	W
2/13/70	Det	120-132	L	2/8/74	Phx	94-99	L	2/21/80	Det	125-116	W	12/30/91	Det	110-103	W
2/26/70	Det	131-123	W	2/23/74	Det	107-119	L	10/31/80*	Det	103-98	W	1/23/93	Det	121-119	W
10/17/70	Phx	107-110	L	10/23/74	Phx	100-90	W	12/23/80	Phx	113-104	W	3/19/93	Phx	127-97	W
11/15/70	Phx	108-104	W	11/20/74	Det	114-106	W	1/7/82	Det	110-94	W	12/2/93	Det	102-101	W
11/19/70	Det	110-112	L	1/18/75	Phx	77-86	L	1/23/82	Phx	113-90	W	3/18/94	Phx	113-114	L
12/17/70*	Phx	117-114	W	3/27/75	Phx	79-91	L	12/30/82	Phx	115-98	W	12/2/94	Det	97-107	L
2/27/71	Det	124-117	W	1/18/76	Det	122-118	W	2/19/83	Det	101-112	L	3/14/95	Phx	116-109	W
3/9/71	Det	114-108	W	2/11/76	Phx	123-94	W	1/4/84	Det	114-128	L	3/1/96	Phx	97-102	L
10/22/71	Phx	109-116	L	2/18/76	Det	94-105	L	3/24/84	Phx	109-120	L	3/13/96	Det	115-118	L
11/18/71	Det	126-128	L	2/29/76	Det	109-98	W	2/18/85	Det	103-122	L	1/20/97	Phx	89-86	W
11/25/71	Phx	122-103	W	3/18/76	Phx	106-100	W	3/26/85	Phx	93-119	L	2/2/97	Det	106-97	W
12/17/71	Phx	123-102	W	1/5/77	Det	115-118	L	3/10/86	Det	120-109	W	12/3/97A	Det	103-108	L
2/20/72	Det	121-107	W	1/13/77	Phx	131-101	W	3/21/86	Phx	105-103	W	3/5/98	Phx	102-93	W
3/7/72	Det	129-121	W	2/20/77	Det	107-109	L	11/12/86	Det	100-108	L	2/19/99	Phx	93-101	L

*Overtime **Double Overtime ΔTriple Overtime

Suns Players Career Statistics vs. Pistons

PLAYER	G-65	MIN	FG-FGA	PCT	3FG-FGA	PCT	FT-FTA	PCT	OFF	DEF	TOT	AST	PF-DQ	STL	TO	BLK	PTS	AVG	HI
Nash	28-24	837	142-276	.514	4-8	.500	78-83	.940	11	51	62	205	44-0	18	80	4	402	14.4	35
Hill	18-18	582	91-197	.462	4-8	.500	30-41	.732	23	71	94	47	40-0	20	34	13	216	12.0	22
Warrick	11-1	254	42-89	.472	2-5	.400	41-53	.774	15	31	46	10	19-0	3	18	3	127	11.5	21
Childress	12-3	396	56-112	.500	4-8	.500	18-25	.720	26	37	63	20	26-0	18	13	5	134	11.2	18
Frye	13-6	312	48-109	.440	6-26	.231	27-28	.964	11	50	61	16	28-0	5	7	6	129	9.9	26
Dudley	8-3	184	26-49	.531	11-19	.579	15-19	.789	10	13	23	14	16-0	8	1	7	78	9.8	20
Lopez	3-2	41	6-14	.429	0-0	—	5-8	.625	6	4	10	0	4-0	1	3	1	17	5.7	9
Gortat	11-1	189	22-35	.629	0-0	—	6-11	.545	15	34	49	10	20-1	3	4	8	50	4.5	14

Series Highlights & Top Performances

The Suns split the season series 2010-11 and have won 23 of the last 41 meetings... December 31, 2006, the Suns defeated the Pistons 108-101 in Detroit on the final day the NBA used the synthetic ball before changing back to the leather ball... February 12, 2002, Phoenix held Detroit to a series-low 71 points - the fewest the Pistons ever scored at home - in a 99-71 victory... The Suns held the Pistons to an opponent-low .298 (29-94 FG) from the field in a 106-73 rout on January 24, 2001 in Detroit... The margin of victory was also a series high... March 9, 1971 in Detroit, **Dave Bing** scored a series-high 49 points (later matched by **Sun Paul Westphal** on February 21, 1980 in Detroit)... April 1, 1979 in Phoenix, **Kevin Porter** dished out a Suns opponent-record 25 assists... In the first-ever meeting November 10, 1968 in Phoenix, Piston **Dave DeBusschere** grabbed a series-best 25 rebounds.

By The Numbers:

Suns vs. Detroit 2010-2011: 1-1

12/31/10 at Phoenix: Suns 92, Pistons 75

1/22/11 at Detroit: Pistons 75, Suns 74

All-Time Series Results:

Suns vs. Pistons at Phoenix: 34-25

Suns vs. Pistons at Detroit: 27-32

Suns vs. Pistons overall: 61-57

Suns largest margin of victory: 33 (106-73, 1/24/01)

Suns high point total: 140 (11/9/69)

Suns low point total: 74 (1/22/11)

Pistons largest margin of victory: 28 (116-88, 3/11/88)

Pistons high point total: 132 (2/13/70*)

Pistons low point total: 71 (2/12/02)

	HOME	AWAY
Suns last win:	12/31/10 (92-75)	4/2/10 (109-94)
Suns last loss:	2/24/08 (116-86)	1/22/11 (75-74)

Streaks: Won three Lost one

Golden State Warriors



**1011 Broadway
Oakland, CA 94607
(510) 986-2200
Fax: (510) 638-9738
www.warriors.com**

Managing Partners	Joe Lacob, Peter Guber
President & CEO	Rick Welts
General Manager	Larry Riley
Head Coach	Mark Jackson
Assistant Coaches	Michael Malone, Pete Myers, Wes Unseld, Jr., Jerry DeGregorio
Head Athletic Trainer	Chad Bergman
Vice President, Public Relations	Raymond Ridder
Director, Public Relations	Dan Martinez
Assistants, Public Relations	Brett Winkler
Home Court	ORACLE Arena (19,596 built in 1997)
Team Colors	Warriors Royal Blue, California Golden Yellow
Radio	KNBR (680/1050 AM) Tim Royle
TV	Comcast SportsNet Bay Area (Cable) Bob Fitzgerald, Jim Barnett

2011-2012 vs. Suns:

January 2 at Phoenix
February 13 at Golden State
February 22 at Phoenix

2010-2011 Finish:

36-46 (.439)
Third in Pacific Division

Playoffs:

Did not qualify

2010-2011 Regular Season Stats – Suns vs. Warriors

PLAYER	G-GS	MIN	FG-FGA	PCT	3FG-FGA	PCT	FT-FTA	PCT	OFF	DEF	TOT	AST	PF-DQ	STL	TO	BLK	PTS	AVG
Richardson	1-1	34	10-15	.667	3-4	.750	2-2	1.000	0	2	2	3	1-0	0	2	0	25	25.0
Hill	4-4	127	24-41	.585	2-5	.400	15-19	.789	4	9	13	9	7-0	2	4	0	65	16.3
Frye	4-4	135	21-46	.457	13-24	.542	8-10	.800	4	35	39	4	15-0	2	5	4	63	15.8
Nash	4-4	135	21-42	.500	7-15	.467	13-14	.929	4	11	15	52	5-0	3	16	0	62	15.5
Gortat (PHO)	3-0	81	14-26	.538	0-0	—	4-4	1.000	6	21	27	4	10-0	3	3	1	32	10.7
Dudley	4-0	88	15-30	.500	5-15	.333	5-7	.714	5	6	11	4	5-0	4	2	0	40	10.0
Turkoglu	1-0	28	4-9	.444	1-3	.333	0-0	—	1	6	7	1	3-0	0	0	0	9	9.0
Carter (PHO)	3-3	76	10-33	.303	1-13	.077	5-6	.833	1	11	12	4	5-0	3	2	2	26	8.7
Brooks (TOT)	3-1	65	6-24	.250	4-15	.267	8-9	.889	1	3	4	11	8-0	3	6	0	24	8.0
Brooks (PHO)	1-0	11	1-4	.250	1-2	.500	3-3	1.000	0	1	1	2	2-0	0	1	0	6	6.0
Pietrus (PHO)	3-0	57	9-17	.529	5-10	.500	1-2	.500	1	6	7	4	5-0	1	3	3	24	8.0
Lopez	3-3	38	7-16	.438	0-0	—	9-11	.818	7	4	11	0	1-0	2	0	1	23	7.7
Dragic	1-0	14	3-5	.600	1-3	.333	0-0	—	0	2	2	3	2-0	1	4	0	7	7.0
Warrick	4-0	46	10-21	.476	0-0	—	5-6	.833	3	8	11	5	4-0	1	4	0	25	6.3
Dowdell	2-0	32	5-13	.385	0-0	—	0-0	—	2	3	5	11	1-0	2	2	1	10	5.0
Siler	1-0	5	1-1	1.000	0-0	—	2-2	1.000	0	1	1	0	0-0	0	0	0	4	4.0
Childress	3-0	29	4-7	.571	0-1	.000	0-0	—	1	1	2	1	2-0	0	0	0	8	2.7
Barron	1-1	25	1-4	.250	0-0	—	0-0	—	0	4	4	0	2-0	0	3	0	2	2.0
SUNS	4	960	160-330	.485	39-95	.411	72-86	.837	39	131	170	107	70-0	24	52	12	431	107.8

PLAYER	G-GS	MIN	FG-FGA	PCT	3FG-FGA	PCT	FT-FTA	PCT	OFF	DEF	TOT	AST	PF-DQ	STL	TO	BLK	PTS	AVG
Ellis	4-4	157	28-68	.412	4-13	.308	15-22	.682	3	22	25	15	14-0	4	10	0	75	18.8
Lee	4-4	131	29-58	.500	0-0	—	10-11	.909	13	18	31	11	10-0	1	10	0	68	17.0
D. Wright	4-4	134	17-56	.304	7-26	.269	11-13	.846	7	15	22	14	4-0	4	4	5	52	13.0
Curry	4-4	138	22-49	.449	5-17	.294	2-2	1.000	2	5	7	22	8-0	6	15	0	51	12.8
Williams	4-0	88	16-29	.552	4-10	.400	11-16	.688	4	14	18	8	7-0	1	2	0	47	11.8
Udoh	3-1	63	12-22	.545	0-0	—	1-5	.200	6	9	15	2	5-0	3	6	4	25	8.3
B. Wright	2-0	29	6-8	.750	0-0	—	0-3	.000	1	2	3	2	0-0	2	1	2	12	6.0
Thornnton (TOT)	3-0	50	6-14	.429	0-0	—	5-5	1.000	1	12	13	0	6-0	0	5	1	17	5.7
Thornnton (GS)	1-0	20	3-4	.750	0-0	—	3-3	1.000	1	8	9	0	3-0	0	5	0	9	9.0
Carney	1-0	17	1-3	.333	1-1	1.000	1-2	.500	0	1	1	0	2-0	0	1	0	4	4.0
Law (TOT)	3-0	33	2-6	.333	0-1	.000	6-7	.857	2	1	3	8	6-0	3	3	0	10	3.3
Law (GS)	1-0	13	2-2	1.000	0-0	—	3-3	1.000	0	0	0	2	3-0	1	2	0	7	7.0
Adrien	1-0	7	1-1	1.000	0-0	—	1-2	.500	0	1	1	0	0-0	0	0	1	3	3.0
Amundson	1-0	26	1-4	.250	0-0	—	1-4	.250	1	2	3	2	3-0	1	0	0	3	3.0
Bell	2-0	20	2-7	.286	2-4	.500	0-0	—	1	2	3	0	1-0	1	1	1	6	3.0
Biedrins	3-3	51	4-11	.364	0-0	—	0-0	—	3	5	8	1	8-0	5	0	2	8	2.7
Radmanovic	3-0	42	3-10	.300	0-4	.000	0-0	—	4	11	15	1	4-0	1	3	1	6	2.0
Lin	2-0	23	1-6	.167	0-0	—	0-1	.000	0	3	3	2	1-0	2	0	0	2	1.0
WARRIORS	4	960	148-338	.438	23-75	.307	59-87	.678	46	118	164	82	73-0	32	61	16	378	94.5

Series Scores & Summary

Date	Site	Final %	Date	Site	Final %	Date	Site	Final %	Date	Site	Final %	Date	Site	Final %	Date	Site	Final %
10/22/08	S.F.#	101-109 L	12/25/74	Phx	108-106 W	3/21/81	G.S.	105-114 L	4/15/87	G.S.	119-116 W	3/3/94	G.S.	107-120 L	4/11/03	Phx	117-101 W
11/4/68	Phx	108-119 W	12/23/74	G.S.	94-111 L	12/9/81	G.S.	127-134 L	11/10/87	Phx	123-109 W	12/12/94	Phx	90-84 W	11/10/03	G.S.	99-96 W
12/1/68	Phx	129-97 W	2/8/75	G.S.	96-105 L	12/27/81	Phx	118-103 W	11/11/87	G.S.	115-130 L	2/17/95	Phx	128-139 L	11/28/03	Phx	83-92 L
12/27/68	S.F.	118-119 L	2/25/75	G.S.	111-97 W	12/26/81	G.S.	96-112 L	3/16/88	G.S.	118-112 W	3/5/95	G.S.	122-112 W	1/16/04	Phx	104-93 W
1/26/69	Phx	93-117 L	2/28/75	Phx	102-96 W	1/12/82	Phx	133-121 W	3/30/88	Phx	123-105 W	3/12/95	Phx	117-124 L	2/11/04	G.S.	99-110 L
1/29/69	S.F.	119-118 W	3/18/75	G.S.	103-133 L	2/3/82	Phx	88-90 L	4/8/88	G.S.	111-112 L	4/4/95	G.S.	114-122 L	12/7/04	Phx	118-104 W
1/23/70	Phx	132-138 L	4/4/75	Phx	99-128 L	3/23/82	G.S.	91-95 L	4/19/88	Phx	122-107 L	11/12/95	Phx	112-109 W	2/13/05	G.S.	106-102 W
1/24/70	S.F.	109-99 W	11/29/75	G.S.	100-112 L	4/16/82	G.S.	98-110 L	11/5/88	G.S.	104-117 L	1/11/96	G.S.	111-106 W	3/18/05	Phx	100-110 L
1/30/70	S.F.	115-125 L	12/27/75	Phx	115-98 W	12/16/82	Phx	94-98 L	11/11/88	Phx	143-103 W	3/21/96	Phx	104-96 W	4/8/05	G.S.	119-127 L
2/6/70	Phx	127-117 W	1/7/76	Phx	110-114 L	2/6/83	G.S.	109-92 W	12/9/88	Phx	110-105 W	3/23/96	G.S.	89-88 L	11/12/05	Phx	101-86 W
3/6/70	S.F.	99-127 L	1/8/76	G.S.	113-129 L	3/4/83	Phx	109-102 W	1/9/89	G.S.	124-130 L	12/4/96	Phx	118-87 W	12/7/05	G.S.	118-110 W
3/17/70	Phx	133-121 W	2/6/76	Phx	118-111 W	4/5/83	Phx	126-106 W	2/21/89	Phx	139-121 W	3/17/97	G.S.	116-95 W	1/12/06	Phx	112-99 W
12/5/70	S.F.	105-100 W	4/6/76	G.S.	106-111 L	4/12/83	G.S.	115-108 W	3/23/89	G.S.	154-124 W	3/28/97	Phx	122-115 W	4/14/06	G.S.	102-110 W
12/15/70	Phx	123-123 L	11/18/76	G.S.	113-131 L	11/10/83	G.S.	104-99 W	11/3/89	Phx	136-106 W	4/13/97	G.S.	105-97 W	11/20/06	G.S.	113-110 W
12/21/71	S.F.	122-116 W	1/20/77	G.S.	103-107 L	11/13/83	Phx	113-98 W	2/16/90	Phx	135-114 W	12/22/97	Phx	91-76 W	12/15/06	Phx	105-101 W
1/3/71	Phx	102-81 W	2/4/77	Phx	106-109 W	12/20/83	G.S.	109-95 W	2/18/90	G.S.	131-113 W	1/20/98	G.S.	87-69 W	1/7/07	Phx	128-105 W
2/4/71	G.S.	128-112 W	3/4/77	Phx	87-101 L	12/28/83	Phx	128-105 W	4/16/90	G.S.	141-129 W	3/13/98	Phx	101-77 W	3/29/07	G.S.	119-124 L
12/4/71	G.S.	109-87 W	10/18/77	Phx	100-83 W	2/4/84	G.S.	104-107 L	4/20/90	Phx	123-106 W	4/13/98	G.S.	105-97 W	11/26/07	G.S.	114-129 L
12/5/71	Phx	120-87 W	1/20/78	G.S.	104-119 L	3/29/84	Phx	124-119 W	11/7/90	Phx	129-119 W	2/26/99	G.S.	90-94 L	2/13/08	G.S.	118-120 L
12/22/72	G.S.	100-111 L	2/1/78	G.S.	92-111 L	10/26/84	G.S.	122-114 W	1/12/91	G.S.	127-118 W	2/28/99	Phx	102-89 W	3/13/08	Phx	122-115 W
3/18/72	G.S.	116-134 L	10/15/78	Phx	129-110 W	12/8/84	G.S.	102-98 W	4/9/91	Phx	120-106 W	12/26/99	Phx	108-88 W	2/4/09	G.S.	112-124 L
11/28/72	G.S.	102-110 L	10/18/78	G.S.	W	3/9/85	Phx	115-118 L	11/12/91	G.S.	116-119 L	12/9/00	G.S.	99-82 W	2/6/09	Phx	115-105 W
12/1/72	Phx	115-106 W	12/2/78	Phx	108-116 L	3/23/85	G.S.	109-123 L	1/11/92	Phx	130-118 W	3/26/00	Phx	90-82 W	3/15/09	G.S.	154-130 W
1/13/73	Phx	107-108 L	3/25/78	G.S.	111-95 W	4/14/85	Phx	124-111 W	2/21/92	G.S.	115-123 L	4/19/00	G.S.	99-88 W	4/15/09	Phx	119-110 W
1/13/73	G.S.	116-110 W	10/12/79	Phx	97-89 W	11/16/85	G.S.	105-118 L	4/2/92	Phx	109-105 W	10/31/00	G.S.	94-86 L	10/30/09	Phx	123-101 W
3/23/73	Phx	128-124 W	10/24/79	G.S.	110-108 W	12/11/85	G.S.	123-113 W	4/11/92	G.S.	125-134 L	11/24/00	Phx	80-74 W	12/26/09	G.S.	127-132 L
3/26/73	G.S.	120-114 W	11/18/79	Phx	95-99 L	12/1/85	Phx	115-98 W	11/27/92	Phx	121-107 W	1/19/01	Phx	95-103 L	1/23/10	Phx	112-103 W
10/14/73	Phx	95-120 L	1/9/80	Phx	113-100 W	2/4/86	Phx	127-118 W	11/28/92	G.S.	131-134 L	2/13/01	G.S.	93-83 W	3/22/10	G.S.	133-131 W
10/23/73	G.S.	109-121 L	1/12/80	G.S.	96-107 L	3/16/86	G.S.	112-130 L	12/22/92	Phx	106-104 W	11/19/01	G.S.	107-103 W	12/22/05	G.S.	107-101 W
12/5/73	Phx	103-97 W	3/12/80	G.S.	122-113 L	4/2/86	Phx	110-101 W	2/11/93	G.S.	122-100 W	12/3/01	Phx	110-93 W	2/7/11	G.S.	104-92 W
1/1/74	G.S.	120-127 L	10/10/80	Phx	121-107 W	10/31/86	Phx	127-123 W	3/10/93	Phx	111-100 W	2/1/02	Phx	104-98 W	2/10/11	Phx	112-88 W
2/10/74	Phx	105-121 L	11/15/80	G.S.	108-119 L	12/9/86	G.S.	109-94 W	11/16/93	G.S.	116-104 W	2/3/02	G.S.	98-97 W	3/18/11	Phx	108-97 W
2/26/74	G.S.	100-120 L	11/29/80	G.S.	113-108 W	1/4/87	G.S.	104-101 W	12/15/93	Phx	110-104 W	11/30/02	G.S.	90-100 L			
3/24/74	Phx	134-121 W	12/18/80	Phx	106-88 W	1/28/87	Phx	131-104 W	1/9/94	Phx	123-107 W	2/10/03	Phx	116-107 W			
11/7/74	Phx	105-106 L	2/17/81	Phx	118-109 W	3/21/87	Phx	102-105 L	1/17/94	G.S.	99-104 L	3/11/03	G.S.	98-113 L			

*Overtime # San Francisco Warriors

Suns Players Career Statistics vs. Warriors

PLAYER	G-65	MIN	FG-FGA	PCT	3FG-FGA	PCT	FT-FTA	PCT	OFF	DEF	TOT	AST	PF-DQ	STL	TO	BLK	PTS	AVG	HI
Hill	32-32	1073	207-436	.475	4-17	.235	120-158	.759	52	148	200	132	65-0	41	57	16	538	16.8	31
Nash	55-45	1729	280-611	.458	83-208	.399	141-157	.898	33	157	190	487	98-0	49	168	3	784	14.3	36
Childress	10-3	283	42-81	.519	3-10	.300	21-28	.750	21	42	63	23	16-0	12	18	5	108	10.8	23
Warrick	20-5	432	76-153	.497	0-4	.000	41-64	.641	29	56	85	17	39-0	14	22	1	193	9.7	23
Frye	18-8	398	63-139	.453	25-40	.625	18-22	.818	14	86	100	17	50-0	9	14	13	169	9.4	22
Gortat	7-1	155	28-48	.583	0-0	—	7-8	.875	17	42	59	6	25-0	3	6	4	63	9.0	18
Dudley	13-0	298	37-84	.440	11-37	.297	21-29	.724	27	38	65	12	28-0	15	11	2	106	8.2	14
Lopez	8-5	111	18-33	.545	0-0	—	21-25	.840	16	18	34	0	11-0	4	2	3	57	7.1	16

Series Highlights & Top Performances

The Suns swept the season series in 2010-11 and have won 44 of the last 59 meetings, including 18 of the last 20 games at US Airways Center... Feb. 7, 2011, **Steve Nash** became just the second Sun to record 6,000 assists (Kevin Johnson) and 11th NBA player with 6,000 assists with one franchise... March 15, 2009, Phoenix scored a season-high 154 points that tied for third-most points in regulation in franchise history... In that same game, the club set an NBA record with 56 fastbreak points... February 28, 1999, Phoenix won 102-89 when Golden State scored a then NBA record low six points in the fourth quarter, also a Suns opponent low for points in a quarter... January 20, 1998, Phoenix held Golden State to 69 points, the fourth lowest opponent total in team history... February 18, 1990 in Oakland, **Tom Chambers** scored a series-best 56 points... December 4, 1971 in Oakland, Sun **Paul Silas** had a series-high-24 rebounds.

By The Numbers:

Suns vs. Golden State 2010-2011: 4-0

12/2/10 at Golden State: Suns 107, Warriors 101

2/7/11 at Golden State: Suns 104, Warriors 92

2/10/11 at Phoenix: Suns 115, Warriors 88

3/18/11 at Phoenix: Suns 108, Warriors 97

Suns largest margin of victory: 36 (128-92, 12/4/71)

Suns high point total: 154 (3/15/09, 3/23/89)

Suns low point total: 80 (11/24/00)

Warriors largest margin of victory: 30 (133-103, 3/18/75)

Warriors high point total: 139 (2/17/95*)

Warriors low point total: 69 (1/20/98)

All-Time Series Results:

Suns vs. Warriors at Phoenix: 84-24

Suns vs. Warriors on road: 49-56

Suns vs. Warriors overall: 133-80

	HOME	AWAY
Suns last win:	3/18/11 (108-97)	2/7/11 (104-92)
Suns last loss:	3/18/05 (110-100)	12/26/09 (132-127)

Streaks: Won 12 Won three

Golden State Warriors

Houston Rockets



Toyota Center
1510 Polk Street
Houston, TX 77002
(713) 758-7200
Fax: (713) 758-7339
www.rockets.com

2011-2012 vs. Suns:

February 3 at Houston
 February 9 at Phoenix
 March 18 at Phoenix
 April 13 at Houston

2010-2011 Finish:

43-39 (.524)

Fifth in Southwest Division

Playoffs:

Did not qualify

Owner	Leslie Alexander
GM and Managing Director, Basketball Ops	Daryl Morey
Head Coach	Kevin McHale
Assistant Coaches	Kelvin Sampson John-Blair Bickerstaff Chris Finch Brett Gunning
Sr. VP of Basketball Ops./Athletic Trainer	Keith Jones
Director of Media Relations	Nelson Luis
Manager of Media and Player Relations	Tracey Hughes
Manager of Media Services	Bob Schranz
Home Court	Toyota Center (18,043, built in 2003)
Team Colors	Red, White, Silver
Radio	KILT Sports Radio (610 AM) Craig Ackerman, Joel Blank TBA (Spanish) Adrian Chavarria
TV	Fox Sports Houston, my20 (Cable) Bill Worrell, Clyde Drexler, Matt Bullard

2010-2011 Regular Season Stats – Suns vs. Rockets

PLAYER	G-GS	MIN	FG-FGA	PCT	3FG-FGA	PCT	FT-FTA	PCT	OFF	DEF	TOT	AST	PF-DQ	STL	TO	BLK	PTS	AVG
Carter (PHO)	2-2	76	21-38	.553	7-12	.583	4-6	.667	2	6	8	7	5-0	3	6	1	53	26.5
Richardson	1-1	33	7-11	.636	2-2	1.000	10-10	1.000	0	0	0	0	0-0	2	2	0	26	26.0
Nash	2-2	73	10-19	.526	0-1	.000	13-14	.929	0	4	4	23	3-0	0	8	0	33	16.5
Warrick	3-2	84	19-31	.613	0-1	.000	10-15	.667	8	13	21	5	8-0	2	7	0	48	16.0
Hill	3-3	102	16-28	.571	2-2	1.000	13-17	.765	2	12	14	11	8-0	2	5	2	47	15.7
Frye	1-1	35	6-9	.667	1-3	.333	2-2	1.000	0	4	4	0	5-0	1	1	2	15	15.0
Turkoglu	1-1	38	6-13	.462	3-6	.500	0-0	—	2	6	8	1	3-0	0	0	2	15	15.0
Gortat (PHO)	2-0	70	12-24	.500	0-0	—	1-3	.333	8	16	24	3	4-0	1	3	5	25	12.5
Dowdell	1-0	28	5-11	.455	1-1	1.000	0-0	—	0	0	0	5	0-0	4	1	0	11	11.0
Childress	3-0	40	11-17	.647	1-1	1.000	4-4	1.000	2	7	9	6	4-0	2	4	1	27	9.0
Lopez	2-2	25	6-9	.667	0-0	—	0-0	—	1	4	5	0	4-0	0	2	0	12	6.0
Dudley	3-0	56	4-16	.250	1-5	.200	1-2	.500	0	8	8	1	1-0	2	0	1	10	3.3
Dragic	1-0	11	1-2	.500	0-0	—	0-1	.000	0	3	3	2	0-0	0	1	0	2	2.0
Pietrus (PHO)	2-0	17	1-4	.250	1-2	.500	0-0	—	0	2	2	1	2-0	1	0	0	3	1.5
Brooks (PHO)	2-1	33	1-15	.067	0-5	.000	0-0	—	3	1	4	4	6-0	0	5	0	2	1.0
SUNS	3	720	126-247	.510	19-41	.463	58-74	.784	28	86	114	69	53-0	20	45	14	329	109.7
PLAYER	G-GS	MIN	FG-FGA	PCT	3FG-FGA	PCT	FT-FTA	PCT	OFF	DEF	TOT	AST	PF-DQ	STL	TO	BLK	PTS	AVG
Lowry	3-3	108	24-46	.522	8-17	.471	7-8	.875	3	7	10	17	9-0	8	8	0	63	21.0
Martin	3-3	101	19-44	.432	5-11	.455	16-19	.842	3	2	5	7	9-0	3	7	1	59	19.7
Scola	1-1	29	8-17	.471	0-0	—	0-2	.000	4	5	9	1	2-0	0	2	1	16	16.0
Hayes	3-3	83	15-29	.517	0-0	—	8-12	.667	11	15	26	7	11-0	2	4	2	38	12.7
Budinger	3-2	89	11-31	.355	3-14	.214	9-10	.900	2	12	14	8	2-0	2	1	0	34	11.3
Hill	3-1	64	15-21	.714	0-0	—	2-4	.500	7	14	21	3	7-0	1	5	1	32	10.7
Battier	1-1	29	3-13	.231	2-8	.250	2-2	1.000	3	3	6	4	4-0	0	1	1	10	10.0
Patterson	2-1	56	10-18	.556	0-0	—	0-0	—	5	5	10	2	6-0	5	3	0	20	10.0
Lee	3-0	71	10-25	.400	2-8	.250	0-0	—	4	5	9	4	7-0	4	1	1	22	7.3
Miller	3-0	55	7-16	.438	0-3	.000	5-7	.714	2	15	17	11	4-0	3	5	1	19	6.3
Dragic (HOU)	2-0	20	0-5	.000	0-1	.000	6-8	.750	1	4	5	4	2-0	1	3	1	6	3.0
Smith	1-0	16	1-5	.200	0-2	.000	0-0	—	0	0	0	5	1-0	0	0	1	2	2.0
Thabeet (TOT)	1-0	2	0-0	—	0-0	—	0-0	—	0	1	1	0	1-0	0	0	0	0	0.0
ROCKETS	3	720	123-270	.456	20-64	.313	55-72	.764	45	87	132	73	64-0	29	42	10	321	107.0

Houston Rockets

Series Scores & Summary

Date	Site	Final	%	Date	Site	Final	%	Date	Site	Final	%	Date	Site	Final	%	Date	Site	Final	%	Date	Site	Final	%
12/6/68	S.D.#	106-117	L	2/14/74	Hou	107-99	W	2/5/82	Hou	104-106	L	2/2/88	Hou	99-109	L	12/19/95	Hou	96-103	L	11/14/03	Hou	85-90	L
12/28/68	Phx	126-136	L	3/1/74	Hou	111-117	L	3/7/82	Phx	92-94	L	4/24/88	Hou	119-127	L	4/16/96	Phx	111-100	W	12/20/03	Hou	102-87	W
1/19/69	Phx	118-136	L	11/9/74	Hou	101-96	W	3/16/82	Hou	114-109	W	11/29/88	Hou	124-107	W	4/21/96	Hou	110-118	L	2/2/04	Phx	99-79	W
1/25/69	S.D.	120-133	L	11/30/74	Phx	112-100	W	11/9/82	Hou	119-91	W	12/2/88	Phx	110-95	W	11/2/96	Phx	95-110	L	3/15/04	Hou	99-97	W
2/7/69	S.D.	119-130	L	3/2/74	Hou	104-110	L	12/10/82	Phx	97-83	W	4/13/89	Hou	119-111	W	11/21/96	Hou	105-115	L	1/5/05	Hou	108-98	W
3/9/69	Phx	146-133	W	3/8/75	Phx	107-112	L	2/4/83	Phx	115-99	W	4/21/89	Hou	101-112	L	3/22/97	Hou	104-99	W	3/11/05	Hou	107-127	L
3/15/69	S.D.	106-116	L	11/21/75	Phx	107-92	W	3/12/83	Hou	105-94	W	12/12/89	Hou	83-105	L	4/2/97	Phx	109-96	W	4/3/05	Hou	91-78	W
3/16/69	Tuc	124-141	L	12/10/75	Hou	105-91	W	3/17/83	Phx	125-99	W	12/15/89	Phx	121-96	W	11/16/97	Phx	96-94	W	4/9/05	Phx	97-98	L
10/16/69	Phx	116-114	W	1/23/76	Phx	124-115	W	11/22/83	Hou	96-118	L	2/3/90	Phx	130-105	W	3/7/98	Phx	89-108	L	11/23/05	Hou	100-88	W
10/25/69	S.D.	115-107	L	2/27/76	Hou	110-100	W	1/22/85	Hou	110-129	L	3/1/90	Hou	104-92	W	3/21/98	Hou	97-96	W	2/27/06	Hou	111-94	W
1/2/70	Phx	121-120	W	10/23/76	Hou	126-129	L	12/30/83	Phx	121-110	W	12/22/90	Hou	102-122	L	4/19/98	Hou	123-93	W	2/27/06	Hou	111-94	W
2/1/70	S.D.	105-103	W	12/8/76	Phx	116-95	W	2/18/84	Hou	126-102	W	1/11/91	Phx	114-110	W	2/16/99	Hou	92-109	L	11/29/06	Phx	102-91	W
2/20/70	Phx	126-117	W	2/24/77	Phx	106-109	L	3/7/84	Phx	123-110	W	2/16/91	Hou	91-100	L	3/14/99	Phx	104-90	W	1/17/07	Hou	100-91	W
3/20/70	Phx	127-104	W	3/9/77	Hou	100-105	L	12/11/84	Phx	120-112	W	3/15/91	Phx	128-135	L	3/20/99	Hou	93-103	L	3/12/07	Phx	103-82	W
3/22/70	S.D.	130-129	W	10/29/77	Hou	112-125	L	1/18/85	Phx	101-112	L	11/9/91	Hou	95-96	L	4/25/99	Phx	95-71	W	4/16/07	Hou	117-120	L
10/29/70	S.D.	114-115	L	12/10/77	Phx	110-93	W	1/22/85	Hou	97-101	L	2/1/92	Phx	106-92	W	12/19/99	Phx	128-122	W	11/17/07	Hou	115-105	W
10/25/70	Phx	117-98	L	12/17/77	Hou	101-97	W	2/12/85	Hou	114-126	L	3/3/92*	Phx	112-107	W	12/4/99	Hou	95-105	L	11/28/07	Phx	94-100	L
11/28/70	Phx	111-117	L	1/25/78	Phx	118-96	W	2/20/85	Phx	122-126	L	4/18/92	Hou	100-97	W	3/7/00	Hou	108-101	W	3/22/08	Phx	122-113	W
12/1/70	Phx	108-102	W	11/4/78	Hou	103-110	L	11/29/85	Hou	126-110	W	12/30/92	Phx	133-110	W	4/18/00	Phx	98-107	L	4/11/08	Hou	90-101	L
12/11/70	S.D.	104-110	L	11/24/78	Hou	120-113	W	12/3/85	Hou	112-118	L	1/5/93	Hou	106-104	W	11/5/00	Phx	104-99	W	11/12/08	Phx	82-94	L
3/21/71	S.D.	114-132	L	1/20/79	Phx	116-97	W	3/18/86	Hou	109-112	L	2/25/93	Hou	104-131	L	11/18/00	Hou	89-94	L	3/6/09	Hou	112-116	L
10/16/71	Phx	128-108	W	3/17/79	Hou	122-134	L	4/4/86	Phx	89-112	L	4/19/93	Phx	97-111	L	3/11/01	Phx	94-92	W	4/7/09	Phx	114-109	W
11/28/71	Hou	116-110	L	12/13/79	Phx	121-113	W	4/12/86	Hou	110-92	W	11/13/93	Hou	95-99	L	3/29/01	Hou	90-85	W	11/17/09	Hou	111-105	W
12/11/71	Hou	110-111	L	1/5/80	Hou	110-111	L	12/10/86	Phx	109-117	L	12/25/93	Phx	111-91	W	11/4/01	Phx	100-103	L	1/6/10	Hou	118-110	W
12/29/71	Hou	124-106	L	11/8/80	Hou	116-115	W	12/16/86	Hou	106-102	L	2/19/94	Hou	88-106	L	12/26/01	Hou	97-91	W	1/31/10	Hou	115-111	W
11/10/72	Phx	115-109	W	11/30/80	Phx	117-114	W	1/13/87	Hou	100-118	L	3/27/94	Phx	113-98	W	3/2/02	Phx	97-104	L	4/11/10	Phx	116-106	W
12/26/72	Hou	110-113	L	1/16/81	Phx	92-89	W	3/18/87	Phx	91-113	L	12/22/94	Hou	106-114	L	3/30/02	Hou	90-88	W	11/22/10	Hou	123-116	W
2/3/73	Phx	132-123	W	1/21/81	Hou	100-106	L	4/1/87	Phx	117-104	W	2/5/95	Phx	100-124	L	11/15/02	Phx	88-87	W	3/8/11	Phx	113-110	W
2/17/73	Hou	111-127	L	2/6/81	Phx	122-94	W	11/25/87	Phx	103-109	L	3/7/95	Hou	113-102	W	1/15/03	Hou	96-102	L	3/14/11	Hou	93-95	L
11/27/73	Hou	111-125	L	11/25/81	Phx	118-114	W	1/9/88	Hou	98-104	L	3/24/95	Phx	97-99	L	2/19/03	Phx	89-107	L				
1/9/74	Phx	105-101	W	12/15/81	Hou	95-99	L	1/13/88	Phx	117-106	W	11/5/95	Phx	104-106	L	3/16/03	Hou	75-85	L				

*Overtime **Double Overtime # San Diego Rockets

Suns Players Career Statistics vs. Rockets

PLAYER	G-GS	MIN	FG-FGA	PCT	3FG-FGA	PCT	FT-FTA	PCT	OFF	DEF	TOT	AST	PF-FQ	STL	TO	BLK	PTS	AVG	HI
Nash	50-45	1620	280-565	.496	74-155	.477	126-151	.834	37	117	154	407	80-1-4	34	130	2	760	15.2	33
Hill	28-27	948	166-318	.522	5-14	.357	83-108	.769	21	119	140	95	61-0	32	63	19	420	15.0	36
Childress	11-0	251	37-64	.578	2-8	.250	23-30	.767	18	26	44	17	25-0	9	16	5	99	9.0	18
Frye	16-5	348	50-116	.424	12-31	.387	29-34	.853	13	58	71	11	49-2	6	12	12	141	8.8	22
Warrick	19-5	349	61-121	.504	0-3	.000	39-61	.639	27	50	77	14	31-0	6	26	5	161	8.5	32
Gortat	5-0	111	15-30	.500	0-0	—	2-4	.500	12	24	36	3	7-0	2	3	10	32	6.4	13
Dudley	10-0	189	18-41	.439	5-12	.417	8-12	.667	8	23	31	7	7-0	6	9	4	49	4.9	13
Lopez	7-3	75	12-21	.571	0-0	—	4-8	.500	8	13	21	0	13-0	0	3	7	28	4.0	14

Series Highlights & Top Performances

Phoenix has won 20 of the last 28 games in the series, including eight of the last 10 at home... In his first meeting against the Suns as a member of the Rockets on November 2, 1996, **Charles Barkley** grabbed a series and arena-record 33 rebounds in the Rockets' 110-95 win... March 24, 1995 in Phoenix, Barkley, then with Phoenix, grabbed a Suns' series-best 26 boards... March 9, 1969 in Phoenix, **Gail Goodrich** scored a series-high 47 points in the Suns' 146-133 win... February 5, 1982 in Houston, **Moses Malone** scored a Rockets' series-best 45 points in a 106-104 home win... February 25, 1993 in Houston, **Hakeem Olajuwon** recorded a series-high nine blocks... March 1, 1974 in Houston, Rocket **Mike Newlin** tallied a series-high eight steals.

By The Numbers:

Suns vs. Houston 2010-2011: 2-1

11/22/10 at Houston: Suns 123, Rockets 116
3/8/11 at Phoenix: Suns 113, Rockets 110
3/14/11 at Houston: Rockets 95, Suns 93

Suns largest margin of victory: 34 (109-75, 2/16/06)

Suns high point total: 146 (3/9/69)

Suns low point total: 75 (3/16/03)

Rockets largest margin of victory: 27 (131-104, 2/25/93)

Rockets high point total: 141 (3/15/69)

Rockets low point total: 71 (4/25/99)

All-Time Series Results:

Suns vs. Rockets at Phoenix: 62-30
Suns vs. Rockets at Houston: 38-54
Suns vs. Rockets overall: 100-84

	HOME	AWAY
Suns last win:	3/8/11 (113-110)	11/22/10 (123-116)
Suns last loss:	11/12/08 (94-82)	3/14/11 (95-93)
Streaks:	Won four	Lost one



Indiana Pacers



125 South Pennsylvania St.
Indianapolis, IN 46204
(317) 917-2500
Fax: (317) 917-2599
www.pacers.com

2011-2012 vs. Suns:

March 23 at Indiana

2010-2011 Finish:

37-45 (.451)

Second in Central Division

Playoffs:

Lost to Chicago 4-1

Owner, Chairman and CEO Herbert Simon

President of Basketball Operations Larry Bird

General Manager David Morway

Head Coach Frank Vogel

Associate Head Coach Brian Shaw

Assistant Coaches Jim Boylen
Dan Burke
Jimmy Powell

Head Athletic Trainer/Team Administrator Josh Corbeil

Director, Public Information David Benner

Public Information Manager Krissy Myers

Public Information Assistant Tim Edwards

Home Court Bankers Life Fieldhouse (18,165, built in 1999)

Team Colors Blue, Gold

Radio WIBC (93.1 FM) Mark Boyle, Bob Leonard

TV Fox Sports Indiana

Quinn Buckner, Chris Denari, Austin Croshere

2010-2011 Regular Season Stats – Suns vs. Pacers

PLAYER	G-GS	MIN	FG-FGA	PCT	3FG-FGA	PCT	FT-FTA	PCT	OFF	DEF	TOT	AST	PF-DQ	STL	TO	BLK	PTS	AVG
Frye	2-2	83	16-27	.593	8-15	.533	3-5	.600	1	14	15	1	8-0	3	2	4	43	21.5
Hill	2-2	71	16-35	.457	4-7	.571	6-6	1.000	3	8	11	6	7-0	2	5	1	42	21.0
Richardson	1-1	33	7-11	.636	3-5	.600	4-4	1.000	1	4	5	2	0-0	1	0	0	21	21.0
Dudley	2-0	59	11-16	.688	4-7	.571	1-3	.333	3	2	5	4	6-0	4	1	1	27	13.5
Nash	2-2	72	8-21	.381	0-4	.000	6-6	1.000	1	9	10	24	2-0	0	3	0	22	11.0
Dragic	1-0	18	3-8	.375	1-4	.250	2-4	.500	1	5	6	4	2-0	2	5	0	9	9.0
Gortat (TOT)	2-0	48	8-14	.571	0-0	—	1-4	.250	4	10	14	2	4-0	1	2	1	17	8.5
Gortat (PHO)	1-0	38	8-14	.571	0-0	—	1-4	.250	4	7	11	2	3-0	1	2	1	17	17.0
Lopez	1-1	15	3-6	.500	0-0	—	2-2	1.000	0	2	2	2	3-0	2	2	0	8	8.0
Carter (TOT)	2-2	54	6-26	.231	1-7	.143	2-3	.667	2	11	13	5	4-0	1	3	0	15	7.5
Carter (PHO)	1-1	22	3-14	.214	1-4	.250	0-1	.000	2	2	4	3	2-0	1	1	0	7	7.0
Barron	1-1	19	2-9	.222	0-0	—	2-6	.333	2	0	2	0	4-0	4	1	0	6	6.0
Turkoglu	1-0	19	1-4	.250	0-1	.000	4-6	.667	0	1	1	1	2-0	1	1	0	6	6.0
Brooks (PHO)	1-0	10	1-2	.500	0-0	—	1-1	1.000	0	1	1	1	1-0	0	1	0	3	3.0
Clark	1-0	9	1-4	.250	0-0	—	0-0	—	0	1	1	1	2-0	0	0	0	2	2.0
Pietrus (TOT)	2-0	36	1-6	.167	1-6	.167	0-0	—	1	2	3	1	1-0	0	2	3	1.5	
Pietrus (PHO)	1-0	11	0-2	.000	0-2	.000	0-0	—	0	0	0	1	0-0	0	1	0	0	0.0
Warrick	2-0	17	0-5	.000	0-0	—	2-2	1.000	2	3	5	0	2-0	0	1	0	2	1.0
Childress	1-0	8	0-2	.000	0-0	—	0-0	—	0	1	1	1	1-0	1	0	0	0	0.0
SUNS	2	505	80-180	.444	21-49	.429	34-50	.680	20	60	80	54	45-0	22	28	8	215	107.5

PLAYER	G-GS	MIN	FG-FGA	PCT	3FG-FGA	PCT	FT-FTA	PCT	OFF	DEF	TOT	AST	PF-DQ	STL	TO	BLK	PTS	AVG
Price	1-0	25	6-12	.500	4-6	.667	2-2	1.000	1	4	5	1	1-0	1	4	0	18	18.0
Granger	2-2	76	10-30	.333	3-10	.300	10-13	.769	1	8	9	7	7-0	4	3	2	33	16.5
Dunleavy	1-0	30	6-11	.545	2-5	.400	2-2	1.000	2	6	8	0	1-0	0	0	2	16	16.0
Rush	2-2	69	12-25	.480	4-9	.444	4-6	.667	2	10	12	2	3-0	0	3	2	32	16.0
Hansbrough	1-0	23	5-11	.455	0-0	—	3-4	.750	3	2	5	0	1-0	1	1	1	13	13.0
McRoberts	2-2	60	8-13	.615	5-7	.714	1-1	1.000	1	11	12	3	6-0	0	10	2	22	11.0
Ford	1-0	26	4-10	.400	0-0	—	2-3	.667	0	2	2	9	2-0	0	2	0	10	10.0
Hibbert	2-2	48	8-14	.571	0-0	—	0-0	—	2	5	7	4	6-0	0	2	5	16	8.0
Posey	1-0	21	3-7	.429	2-6	.333	0-0	—	2	5	7	1	6-1	1	1	0	8	8.0
George	1-0	20	3-7	.429	1-4	.250	0-0	—	1	2	3	3	2-0	0	1	0	7	7.0
D. Jones	1-0	13	3-10	.300	1-2	.500	0-0	—	0	2	2	0	2-0	0	2	1	7	7.0
Collison	2-2	46	4-8	.500	0-0	—	4-4	1.000	0	5	5	9	2-0	3	7	0	12	6.0
S. Jones	1-0	22	2-4	.500	0-0	—	1-2	.500	2	4	6	2	3-0	1	4	2	5	5.0
Foster	1-0	23	2-4	.500	0-0	—	0-0	—	4	8	12	0	3-0	1	0	0	4	4.0
Stephenson	1-0	4	0-0	—	0-0	—	2-2	1.000	0	1	1	2	0-0	0	1	0	2	2.0
PACERS	2	505	76-166	.458	22-49	.449	31-39	.795	21	75	96	43	45-1	12	46	17	205	102.5

Indiana Pacers

Series Scores & Summary

Date	Site	Final	W/L	Date	Site	Final	W/L	Date	Site	Final	W/L	Date	Site	Final	W/L
11/11/76	Phx	108-98	W	1/21/83	Phx	117-118	L	3/21/93	Phx	108-109	L	3/30/03	Ind	81-92	L
11/30/76	Ind	97-103	L	1/6/84	Ind	88-104	L	4/4/93	Ind	110-100	W	12/1/03	Phx	82-89	L
1/21/77	Phx	125-96	W	3/9/84	Phx	130-110	W	12/20/93	Phx	102-94	W	1/28/04	Ind	79-101	L
2/16/77	Ind	93-111	L	2/7/85	Phx	105-97	W	3/16/94	Ind	98-109	L	1/9/05	Phx	124-89	W
11/13/77	Phx	116-107	W	2/17/85	Ind	115-97	W	1/26/95	Ind	92-86	W	1/14/05	Ind	83-101	L
11/25/77	Ind	118-110	W	11/9/85	Ind	105-127	L	3/10/95	Phx	97-112	L	11/30/05	Phx	109-91	W
2/18/78	Phx	114-101	W	1/11/86	Phx	128-99	W	1/23/96	Ind	102-117	L	3/30/06	Ind	114-104	W
3/21/78	Ind	115-119	L	1/24/87	Ind	104-103	W	3/5/96	Phx	108-95	W	2/27/07	Ind	103-92	W
11/22/78	Ind	115-110	W	2/11/87	Phx	105-121	L	12/8/96	Phx	106-93	W	3/2/07	Phx	115-90	W
1/13/79	Phx	99-102	L	1/24/88	Ind	109-128	L	1/3/97	Ind	104-117	L	12/4/07	Ind	121-117	W
2/28/79	Phx	103-102	W	2/12/88	Phx	102-107	L	12/7/97*	Phx	97-99	L	1/9/08*	Phx	129-122	W
3/11/79	Ind	111-112	L	11/16/88	Phx	123-104	W	1/6/98	Ind	81-80	W	11/5/08	Ind	113-103	W
11/14/79	Phx	104-100	W	3/10/89	Ind	116-121	L	1/25/00	Ind	87-93	L	1/7/09	Phx	110-113	L
2/24/80	Ind	113-105	W	12/20/89*	Phx	130-131	L	3/2/00	Phx	118-87	W	1/13/10	Ind	114-122	L
11/4/80	Phx	109-108	W	3/9/90	Ind	134-130	W	1/11/01	Phx	93-85	W	3/6/10	Phx	113-105	W
12/10/80	Ind	90-102	L	12/5/90	Ind	121-126	L	4/3/01	Ind	81-85	L	12/3/10	Phx	105-97	W
11/12/81	Phx	95-93	W	3/18/91	Phx	111-103	W	2/28/02*	Phx	107-100	W	2/27/11*	Ind	110-108	W
1/5/82	Ind	82-87	L	11/5/91	Phx	105-111	L	4/5/02	Ind	87-97	L				
1/7/83	Ind	108-101	W	12/4/91	Ind	114-108	W	12/6/02	Phx	102-96	W				

*Overtime

Suns Players Career Statistics vs. Pacers

PLAYER	G-GS	MIN	FG-FGA	PCT	3FG-FGA	PCT	FT-FTA	PCT	OFF	DEF	TOT	AST	PF-DQ	STL	TO	BLK	PTS	AVG	HI
Hill	37-37	1359	278-558	.498	6-18	.333	211-275	.767	50	203	253	169	99-1	56	109	18	773	20.9	38
Nash	28-24	880	156-322	.484	45-89	.506	64-68	.941	14	82	96	218	53-0	16	81	0	421	15.0	31
Childress	13-2	386	48-96	.500	5-12	.417	35-42	.833	35	48	83	22	26-0	16	17	7	136	10.5	26
Frye	11-6	228	38-73	.521	11-22	.500	10-15	.667	9	47	56	4	29-1	6	8	6	97	8.8	29
Dudley	9-1	198	25-52	.481	7-14	.500	16-21	.762	14	23	37	12	16-0	6	7	2	73	8.1	19
Gortat	7-0	107	17-30	.567	0-0	—	5-9	.556	10	27	37	3	14-0	3	7	3	39	5.6	17
Lopez	3-3	45	4-12	.333	0-0	—	6-8	.750	3	7	10	2	9-0	2	2	2	14	4.7	8
Warrick	13-0	162	20-51	.392	1-3	.333	18-27	.667	10	19	29	1	18-0	5	11	4	59	4.5	21

Series Highlights & Top Performances

Phoenix swept the season series in 2010-11 and has won 11 of the last 14 contests overall... Feb. 27, 2011, Channing Frye made a game-winning 23-footer as time expired to give Phoenix a 110-108 victory in overtime... On Jan. 9, 2005, the Suns recorded the largest margin of victory in the series with a 124-89 win at Phoenix... February 11, 1987 in Phoenix, Pacer **Chuck Person** (the older brother of former Suns guard **Wesley Person**) rifled in a series-best 42 points... March 9, 1990 in Indiana, **Tom Chambers** scored a Suns series-best 41 points as Phoenix outpaced Indiana in the highest scoring game in series history, 134-130... January 26, 1995 in Indiana, **Charles Barkley** grabbed 19 rebounds and matched Suns forward **Garfield Heard's** series-high set November 30, 1976... Pacers **Dan Roundfield** (March 21, 1978) and **Dale Davis** (March 21, 1993) share Indiana's series-high with 17 rebounds.

By The Numbers:

Suns vs. Indiana 2010-2011: 2-0

12/3/10 at Phoenix: Suns 105, Pacers 97

2/27/11 at Indiana: Suns 110, Pacers 108 ot

Suns largest margin of victory: 35 (124-89, 1/9/05)

Suns high point total: 134 (3/9/90)

Suns low point total: 79 (1/28/04)

Pacers largest margin of victory: 22 (127-105, 11/9/85)

Pacers high point total: 131 (12/20/89*)

Pacers low point total: 80 (1/6/98)

All-Time Series Results:

Suns vs. Pacers at Phoenix: 26-11

Suns vs. Pacers at Indiana: 16-21

Suns vs. Pacers overall: 42-32

	HOME	AWAY
Suns last win:	12/3/10 (105-97)	2/27/11 (110-108*)
Suns last loss:	1/7/09 (113-110)	1/13/10 (122-114)
Streaks:	Won two	Won one



Los Angeles Clippers



6951 S. Centinela Ave.
Playa Vista, CA 90094
(310) 862-6000
Fax: (310) 862-6029
www.clippers.com

Chairman of the Board, Owner & NBA Governor Donald T. Sterling
President & NBA Governor Andy Roeser
Head Coach Vinny Del Negro
Assistant Coaches Marc Iavaroni
Dean Demopoulos
Robert Pack
Head Athletic Trainer Jasen Powell
Vice President of Communications Joe Safety
Director, Communications Rob Raichlen
Assistant Director, Communications Seth Burton
Assistant Director, Media Services Ta’Nisha Cooper
Media Services Coordinator Steven Esparza
Home Court STAPLES Center (19,060, built in 1999)
Team Colors Red, White, Blue
Radio KFWB (980 AM) Brian Sieman, Ralph Lawler, Michael Smith
ESPN Deportes (1330 AM Spanish) Celso Gaspar
TV Prime Ticket (Cable) Ralph Lawler, Michael Smith

2011-2012 vs. Suns:

March 2 at Phoenix
March 15 at Los Angeles
March 28 at Los Angeles
April 19 at Phoenix

2010-2011 Finish:

32-50 (.390)
Fourth in Pacific Division

Playoffs:

Did not qualify

2010-2011 Regular Season Stats – Suns vs. Clippers

PLAYER	G-GS	MIN	FG-FGA	PCT	3FG-FGA	PCT	FT-FTA	PCT	OFF	DEF	TOT	AST	PF-DQ	STL	TO	BLK	PTS	AVG
Richardson	1-1	33	12-19	.632	5-8	.625	0-2	.000	1	5	6	1	1-0	1	0	0	29	29.0
Nash	3-3	101	20-44	.455	6-12	.500	14-17	.824	2	14	16	38	5-0	2	5	0	60	20.0
Frye	4-4	131	20-44	.426	12-30	.400	4-4	1.000	1	16	17	5	17-0	5	4	5	56	14.0
Hill	4-4	122	19-37	.514	0-5	.000	18-19	.947	3	12	15	12	7-0	6	5	0	56	14.0
Warrick	4-0	85	15-32	.469	0-1	.000	24-26	.923	5	13	18	2	6-0	3	1	0	54	13.5
Brooks (TOT)	3-1	67	12-31	.387	4-11	.364	7-8	.875	2	5	7	15	5-0	1	6	1	35	11.7
Brooks (PHO)	1-1	24	5-11	.455	1-3	.333	1-2	.500	1	2	3	6	3-0	0	2	0	12	12.0
Dudley	4-2	124	17-33	.515	4-8	.500	7-10	.700	8	9	17	9	5-0	5	2	3	45	11.3
Dowdell	2-0	37	9-18	.500	0-1	.000	4-4	1.000	0	1	1	7	5-0	1	5	0	22	11.0
Gortat (TOT)	4-1	120	18-30	.600	0-0	—	6-10	.600	9	29	38	3	12-0	1	2	3	42	10.5
Gortat (PHO)	3-1	96	16-28	.571	0-0	—	6-10	.600	6	23	29	2	9-0	1	2	3	38	12.7
Pietrus (TOT)	3-0	66	10-24	.417	5-15	.333	4-4	1.000	0	8	8	0	5-0	2	2	1	29	9.7
Pietrus (PHO)	2-0	36	9-16	.563	5-9	.556	2-2	1.000	0	4	4	0	4-0	1	2	1	25	12.5
Gortat (TOT)	3-2	67	11-22	.500	2-5	.400	0-0	—	0	9	9	6	4-0	2	1	0	24	8.0
Carter (PHO)	2-1	34	5-10	.500	1-2	.500	0-0	—	0	2	2	3	1-0	1	0	1	11	5.5
Dragic	2-0	37	6-18	.333	2-7	.286	0-2	.000	3	3	6	7	3-0	0	3	0	14	7.0
Siler	1-0	3	1-1	1.000	0-0	—	1-2	.500	0	1	1	0	2-0	0	0	0	3	3.0
Childress	3-0	47	4-7	.571	0-0	—	0-2	.000	3	2	5	3	2-0	4	3	0	8	2.7
Lopez	3-2	29	2-7	.286	0-0	—	1-1	1.000	2	4	6	1	6-0	1	4	3	5	1.7
Barron	1-0	7	0-1	.000	0-0	—	0-0	—	0	1	1	0	1-0	0	0	0	0	0.0
Turkoglu	1-1	15	0-3	.000	0-0	—	0-0	—	1	0	1	2	4-0	0	0	0	0	0.0
SUNS	4	960	160-322	.482	36-86	.419	82-103	.796	36	112	148	98	81-0	31	42	15	438	109.5

PLAYER	G-GS	MIN	FG-FGA	PCT	3FG-FGA	PCT	FT-FTA	PCT	OFF	DEF	TOT	AST	PF-DQ	STL	TO	BLK	PTS	AVG
Gordon	4-4	151	33-71	.465	12-33	.364	9-13	.692	2	10	12	15	11-0	6	12	0	87	21.8
Griffin	4-4	142	29-61	.475	0-0	—	27-36	.750	9	32	41	12	15-2	0	12	4	85	21.3
Kaman	1-1	36	9-16	.563	0-0	—	3-3	1.000	3	8	11	1	1-0	1	1	2	21	21.0
Davis	1-1	30	7-12	.583	1-4	.250	0-0	—	0	3	3	9	4-0	1	2	1	15	15.0
Williams (TOT)	3-3	90	11-34	.324	3-13	.231	7-8	.875	1	7	8	20	12-0	2	3	0	32	10.7
Williams (LAC)	2-2	53	9-23	.391	3-10	.300	6-7	.857	1	6	7	8	7-0	1	1	0	27	13.5
Cook	3-0	44	11-17	.647	6-8	.750	1-3	.333	4	12	16	1	8-1	3	3	1	29	9.7
Foye	4-0	72	11-22	.500	7-12	.583	6-6	1.000	2	4	6	5	6-0	1	3	0	35	8.8
Gomes	4-2	88	12-25	.480	4-7	.571	1-2	.500	4	6	10	8	6-0	1	2	0	29	7.3
Warren	1-0	17	2-5	.400	1-3	.333	0-0	—	0	1	1	3	4-0	1	2	0	5	5.0
Jordan	3-3	63	5-6	.833	0-0	—	4-12	.333	4	16	20	5	10-0	0	3	2	14	4.7
Aminu	4-1	71	7-17	.412	1-5	.200	3-6	.500	2	6	8	5	5-0	1	4	2	18	4.5
Bladesoe	4-1	72	8-16	.500	2-6	.333	0-0	—	2	5	7	6	8-0	6	6	2	18	4.5
Diogu	3-0	32	6-14	.429	0-0	—	1-4	.250	0	6	6	0	4-0	1	2	0	13	4.3
Moon (TOT)	2-1	53	3-13	.231	2-10	.200	0-0	—	0	6	6	1	3-0	3	3	5	8	4.0
Moon (LAC)	1-1	24	1-4	.250	1-3	.333	0-0	—	0	4	4	0	2-0	0	2	0	3	3.0
Smith	3-0	40	5-11	.455	0-0	—	1-2	.500	1	6	7	5	6-0	1	3	0	11	3.7
Butler	1-0	21	1-3	.333	0-1	.000	0-0	—	0	1	1	1	0-0	0	1	1	2	2.0
Collins	1-0	4	0-0	—	0-0	—	1-2	.500	0	1	1	0	0-0	0	1	0	1	1.0
CLIPPERS	4	960	156-323	.483	38-92	.413	63-96	.656	34	127	161	84	97-3	24	63	15	413	103.3

Los Angeles Clippers

Series Scores & Summary

Date	Site	Final	%	Date	Site	Final	%	Date	Site	Final	%	Date	Site	Final	%
11/27/10	Phx	110-102	W	10/13/78	Phx	128-114	W	2/29/84	S.D.	95-102	L	12/1/89	Phx	111-90	W
11/24/70	Buf#	106-112	L	12/17/85	D.3	110-116	L	3/27/84	Phx	116-109	W	12/23/89	Phx	104-100	W
12/6/71	Phx	114-82	W	4/7/79	Phx	118-117	W	10/30/84	Phx	99-96	W	2/13/90	Phx	118-96	W
2/14/71	Buf	108-107	L	4/7/79	S.D.	116-120	L	11/25/84	L.A.	109-114	L	4/7/90	L.A.	115-108	W
11/31/71	Buf	100-108	L	11/17/79	Phx	102-114	L	12/30/84	L.A.	117-109	W	11/14/90	L.A.	102-108	L
12/30/71	Phx	123-102	W	11/20/79	S.D.	110-117	L	1/11/85	Phx	84-98	L	11/16/90	Phx	121-110	W
1/7/72	Buf	123-110	W	1/19/80	S.D.	137-123	W	3/28/85	L.A.	110-116	L	2/20/91	L.A.	113-93	W
3/5/72	Phx	131-103	W	1/29/80	S.D.	121-133	L	3/25/85	Phx	114-123	L	11/8/97	Ana	123-105	W
12/25/72	Buf	97-108	L	3/15/80	S.D.	109-120	L	12/14/85	L.A.	114-92	W	2/27/98	L.A.	104-99	W
2/14/73	Phx	124-107	W	3/30/80	Phx	122-104	W	1/29/86	L.A.	118-108	W	3/9/98	Phx	134-105	W
2/23/73	Phx	125-106	W	10/19/80	S.D.	102-84	W	2/6/86	Phx	116-104	W	2/5/99	L.A.	101-92	W
3/12/73	Phx	134-124	W	10/29/80	Phx	105-89	W	2/13/86	L.A.	112-120	L	2/13/99	Phx	107-104	W
11/20/73	Buf	100-127	L	11/11/80	S.D.	109-107	W	3/28/86	Phx	96-107	L	4/6/99	L.A.	98-83	W
12/29/73	Phx	108-120	L	2/10/81	S.D.	107-93	W	4/13/86	Phx	118-99	W	3/20/92	Phx	110-114	L
3/12/74	Buf	94-124	L	2/13/81	Phx	110-94	W	11/1/86	Phx	111-117	L	11/7/92	Phx	111-105	W
3/22/74	Phx	126-119	W	3/27/81	Phx	124-100	W	12/6/86	L.A.	109-107	W	11/21/92	L.A.	107-111	W
11/23/74	Buf	104-117	L	12/7/81	Phx	117-94	W	1/17/87	Phx	132-101	W	2/2/93	L.A.	108-112	L
12/12/74	Phx	92-108	L	12/8/81	S.D.	110-121	L	3/27/87	Phx	130-117	W	2/10/93	Phx	122-100	W
2/12/75	Phx	108-96	W	1/16/82	Phx	106-87	W	4/4/87*	L.A.	128-125	W	4/12/93	L.A.	104-111	L
2/18/75	Tor	109-124	L	1/27/82	S.D.	92-99	L	4/18/87	Phx	121-106	W	11/9/93	L.A.	114-99	W
11/8/75	Buf	105-110	L	3/1/82	Phx	127-106	W	11/20/87	Phx	96-112	L	12/18/93	Phx	116-109	W
11/26/75	Phx	107-106	W	4/13/82	S.D.	105-94	W	12/6/87	L.A.	97-96	W	2/1/94	Phx	108-106	W
1/15/76	Phx	119-126	L	10/29/82	S.D.	113-99	W	12/30/87	L.A.	121-102	W	3/31/94	L.A.	117-102	W
1/20/76	Phx	103-112	L	12/4/82	Phx	103-113	L	2/9/88	Phx	106-100	W	4/22/94	Phx	127-121	W
12/14/76	Buf	99-108	L	1/15/83	Phx	114-101	W	2/10/88	L.A.	95-101	L	11/12/94	L.A.	108-101	W
12/12/76	Phx	107-102	W	2/1/83	S.D.	100-116	L	12/1/88	Phx	107-106	W	11/23/94	Phx	140-109	W
2/22/77	Buf	114-115	L	4/15/83	S.D.	113-101	W	11/12/88	L.A.	127-138	L	1/14/95	L.A.	134-108	W
3/24/77	Phx	102-107	L	4/17/83	Phx	110-101	W	12/3/88*	Phx	114-106	W	2/24/95	Phx	118-106	W
12/14/77	Phx	113-103	W	12/10/83	Phx	109-93	W	2/9/89	Phx	120-113	W	2/28/95	L.A.	99-110	L
1/7/78	Buf	107-97	L	12/23/83	S.D.	121-115	W	3/4/89	Phx	133-91	W	11/3/95	L.A.	106-112	L
2/21/78	Buf	114-111	W	1/1/84	Phx	129-104	W	3/25/89	L.A.	123-103	W	1/6/96	L.A.	88-94	L
3/25/78	Phx	112-106	W	1/26/84	S.D.	101-119	L	4/8/89	L.A.	115-97	W	1/9/96	Phx	100-105	L

*Overtime # Buffalo Braves % San Diego Clippers

Suns Players Career Statistics vs. Clippers

PLAYER	G-65	MIN	FG-FGA	PCT	3FG-FGA	PCT	FT-FTA	PCT	OFF	DEF	TOT	AST	PF-DQ	STL	TO	BLK	PTS	AVG	HI
Hill	31-31	1044	233-407	.572	11-26	.423	161-195	.826	39	150	189	143	65-0	30	69	20	638	20.6	39
Nash	56-47	1672	274-560	.489	86-187	.460	152-168	.905	31	123	154	485	82-1	49	137	3	786	14.0	28
Warrick	17-5	428	77-153	.503	1-5	.200	53-61	.869	22	38	60	20	42-1	7	12	6	208	12.2	25
Dudley	11-2	267	41-71	.577	15-24	.625	16-22	.727	18	26	44	17	17-0	16	4	6	113	10.3	18
Frye	18-7	389	67-142	.472	23-49	.469	13-17	.765	16	47	63	20	46-0	16	21	9	170	9.4	23
Childress	11-4	298	41-71	.577	3-5	.600	17-22	.773	16	28	44	18	21-0	18	15	8	102	9.3	23
Gortat	7-1	149	25-42	.595	0-0	—	6-10	.600	13	39	52	4	15-0	2	3	5	56	8.0	17
Lopez	8-4	114	19-37	.514	0-0	—	8-17	.471	10	18	28	2	12-0	2	9	3	46	5.8	30

Series Highlights & Top Performances

The Suns have won 40 of the last 55 meetings... Nov. 26, 2010, **Hakim Warrick** attempted 14 free throws, most by a Suns reserve since Danny Manning on Feb. 12, 1998... In **Alvin Gentry's** debut as the Suns head coach on February 17, 2009, Phoenix tied a USAC record with 81 points in the first half of a 140-100 win at US Airways Center, the largest margin of victory following a coaching change in NBA history... February 2, 2000, Phoenix held the Clippers to 68 points, the second-lowest total at USAC and fourth-lowest overall by a Suns opponent... That game was a 114-68 win, which was then the Suns' largest margin of victory (46 points) at USAC... November 12, 1988 in L.A., **Eddie Johnson** scored a Suns series-high 45, including team records of 43 second-half and 23 fourth quarter points... January 19, 1980 in Phoenix, Clipper **Freeman Williams** scored a series-high 51 points... November 7, 1992, **Charles Barkley** grabbed a series-high 21 boards and added 37 points in the first-ever game at USAC, a 111-105 Suns win... November 9, 1993 in Los Angeles, **Dan Majerte** nailed a then club-record eight treys in a 114-99 win.

By The Numbers:

Suns vs. Clippers 2010-2011: 3-1

11/26/10 at Phoenix: Suns 116, Clippers 108

12/26/10 at L.A.: Clippers 108, Suns 103

3/20/11 at L.A.: Suns 108, Clippers 99

4/1/11 at Phoenix: Suns 111, Clippers 98

Suns largest margin of victory: 46 (114-68, 2/2/00)

Suns high point total: 142 (2/18/09)

Suns low point total: 80 (4/16/01)

Clippers largest margin of victory: 31 (124-93, 12/25/09)

Clippers high point total: 138 (11/12/88*)

Clippers low point total: 68 (2/2/00)

All-Time Series Results:

Suns vs. Clippers at Phoenix: 72-21

Suns vs. Clippers on road: 51-44

Suns vs. Clippers overall: 123-65

HOME AWAY

Suns last win: 4/1/11 (111-98) 3/20/11 (108-99)

Suns last loss: 4/17/07 (103-99) 12/26/11 (108-103)

Streaks: Won eight Won one

Los Angeles Lakers



555 N. Nash Street
El Segundo, CA 90245
(310) 426-6000
Fax: (310) 426-6106
www.lakers.com

2011-2012 vs. Suns:

January 10 at Los Angeles
February 17 at Los Angeles
February 19 at Phoenix
April 7 at Phoenix

2010-2011 Finish:

57-25 (.695)

First in Pacific Division

Playoffs:

Defeated New Orleans 4-2
Lost to Dallas 4-0

Owner, President, Governor, Director	Dr. Jerry H. Buss
General Manager	Mitch Kupchak
Head Coach	Mike Brown
Assistant Coaches	Quin Snyder Chuck Person John Kuester Darvin Ham
Head Athletic Trainer	Gary Vitti
Vice President, Public Relations	John Black
Senior Manager, Public Relations	Alison Bogli, Josh Rupprecht
Coordinator, Public Relations	Nick Mazzella
Assistant, Public Relations	Matt Fleer
Home Court	STAPLES Center (18,997, built in 1999)
Team Colors	Purple, Gold
Radio	ESPN Radio (710 AM) Spero Dedes, Mychal Thompson KWKW (1330 AM Spanish), ESPN Deportes Fernando Gonzalez, Pepe Mantilla
TV	FOX Sports West, KCAL (Ch. 9) Joel Meyers, Stu Lantz

2010-2011 Regular Season Stats – Suns vs. Lakers

PLAYER	G-GS	MIN	FG-FGA	PCT	3FG-FGA	PCT	FT-FTA	PCT	OFF	DEF	TOT	AST	PF-DQ	STL	TO	BLK	PTS	AVG
Richardson	2-2	65	19-38	.500	11-20	.550	3-6	.500	2	12	14	4	4-0	4	2	1	52	26.0
Brooks (TOT)	3-1	87	20-44	.455	7-18	.389	8-8	1.000	1	4	5	20	2-0	0	3	0	55	18.3
Brooks (PHO)	1-0	14	6-9	.667	1-2	.500	2-2	1.000	0	1	1	3	1-0	0	0	0	15	15.0
Gortat (PHO)	2-1	88	13-22	.591	0-0	—	10-14	.714	4	21	25	1	5-0	1	2	3	36	18.0
Frye	4-1	137	22-47	.468	12-31	.387	8-9	.889	4	20	24	6	12-0	1	8	2	64	16.0
Carter (PHO)	2-2	68	13-36	.361	3-17	.176	1-2	.500	2	3	5	7	8-0	2	2	0	30	15.0
Nash	4-4	144	20-43	.465	9-14	.643	10-11	.909	2	9	11	52	3-0	2	10	0	59	14.8
Turkoglu	2-2	57	10-16	.625	6-9	.667	0-0	—	0	8	8	8	7-0	2	2	2	26	13.0
Hill	4-4	141	22-47	.468	2-5	.400	4-6	.667	2	17	19	8	16-1	1	3	1	50	12.5
Dragic	3-0	49	11-20	.550	6-10	.600	1-1	1.000	1	2	3	9	1-0	2	9	0	29	9.7
Pietrus (PHO)	2-0	27	6-12	.500	4-8	.500	3-3	1.000	0	1	1	2	2-0	1	0	0	19	9.5
Dudley	4-0	93	13-21	.619	5-11	.455	5-8	.625	4	7	11	5	9-0	5	4	2	36	9.0
Lopez	4-4	60	12-26	.462	0-0	—	0-0	—	9	9	18	0	9-0	0	4	0	24	6.0
Warrick	4-0	55	4-12	.333	0-0	—	5-9	.556	2	8	10	4	2-0	1	2	1	13	3.3
Childress	2-0	37	3-8	.375	0-1	.000	0-0	—	5	3	8	2	1-0	0	1	1	6	3.0
Siler	1-0	0	0-0	—	0-0	—	0-0	—	0	0	0	0	0-0	0	0	0	0	0.0
SUNS	4	1035	174-357	.487	59-128	.461	52-71	.732	37	121	158	111	80-1	22	45	17	459	114.8

PLAYER	G-GS	MIN	FG-FGA	PCT	3FG-FGA	PCT	FT-FTA	PCT	OFF	DEF	TOT	AST	PF-DQ	STL	TO	BLK	PTS	AVG
Bryant	4-4	156	44-87	.506	8-20	.400	20-24	.833	7	28	35	31	5-0	3	17	0	116	29.0
Odum	4-3	162	37-64	.578	2-8	.250	5-7	.714	16	38	54	17	12-0	2	4	2	81	20.3
Gasol	4-4	168	34-69	.493	0-0	—	11-14	.786	19	28	47	20	6-0	6	6	7	79	19.8
Artest	4-4	137	21-50	.420	12-25	.480	2-3	.667	8	7	15	8	7-0	6	3	1	56	14.0
Bynum	1-1	27	6-10	.600	0-0	—	2-7	.286	4	3	7	1	5-0	0	0	2	14	14.0
Barnes	4-0	85	15-30	.500	4-11	.364	3-4	.750	5	17	22	3	11-0	2	5	2	37	9.3
Brown	4-0	68	11-26	.423	2-7	.286	11-11	1.000	3	2	5	4	10-0	3	3	0	35	8.8
Blake	3-0	57	7-18	.389	5-13	.385	0-0	—	1	4	5	6	6-0	0	1	0	19	6.3
Fisher	4-4	130	8-29	.276	3-10	.300	4-4	1.000	1	5	6	6	9-0	7	2	1	23	5.8
Vujacic	1-0	11	1-3	.333	1-2	.500	0-0	—	0	0	0	0	3-0	1	2	0	3	3.0
Walton	3-0	21	2-7	.286	1-4	.250	0-0	—	1	1	2	4	0-0	1	1	0	5	1.7
Character	1-0	3	0-1	.000	0-0	—	0-0	—	0	0	0	0	1-0	0	0	0	0	0.0
Ebanks	1-0	4	0-2	.000	0-0	—	0-0	—	0	0	0	0	0-0	0	0	0	0	0.0
Ratliff	1-0	8	0-0	—	0-0	—	0-0	—	0	0	0	1	0-0	0	0	1	0	0.0
LAKERS	4	1035	186-396	.470	38-100	.380	58-74	.784	65	133	198	101	75-0	31	50	16	468	117.0

2 0 1 1 - 1 2 P H O E N I X S U N S

Series Scores & Summary

Date	Site	Final %	Date	Site	Final %	Date	Site	Final %	Date	Site	Final %	Date	Site	Final %	
11/3/88	Phx	109-127	L	2/2/74	Phx	119-112	W	3/31/81	L.A.	101-96	W	4/12/87	L.A.	104-119	L
12/3/88	L.A.	108-122	L	10/27/74	L.A.	116-123	L	3/18/81	Phx	126-114	W	12/15-87	L.A.	97-122	L
12/25/88	Phx	99-119	L	12/1/74	L.A.	105-111	L	11/6/81	L.A.	101-99	W	1/15/88	Phx	96-107	L
2/8/89	Phx	108-122	L	12/17/74	Phx	93-88	W	11/24/81	Phx	97-98	L	2/28/88	L.A.	97-111	L
2/9/89	L.A.	116-134	W	12/8/74	L.A.	102-107	L	12/25/81	L.A.	101-104	L	3/19/88	Phx	102-95	W
2/28/89	L.A.	117-121	L	12/21/74	Phx	114-104	W	1/28/82	L.A.	87-97	L	4/15/88	L.A.	114-117	L
11/19/89	L.A.	122-120	W	1/31/75	Phx	105-101	L	4/2/82	L.A.	109-99	W	4/22/88	Phx	112-117	L
11/14/89	L.A.	112-127	L	3/30/75	L.A.	90-104	L	4/38/82	Phx	115-120	L	12/7/88	L.A.	111-125	L
11/15/89	Phx	114-111	W	4/2/75	Phx	108-106	W	11/16/82	Phx	113-105	W	12/26/88	Phx	111-96	W
12/4/89	Phx	119-109	W	11/14/75	L.A.	107-114	L	12/8/82	L.A.	86-89	L	2/1/89	Phx	114-97	W
1/4/70	L.A.	112-120	L	12/13/75	Phx	116-108	W	12/18/82	Phx	126-100	W	2/26/89	L.A.	122-134	W
1/25/70	L.A.	106-118	L	1/28/76	L.A.	118-121	L	3/16/83	Phx	95-104	L	3/26/89	L.A.	116-118	L
2/7/70	Phx	121-117	W	3/20/76	Phx	106-93	W	4/7/83	Phx	108-117	L	3/28/89	Phx	127-104	W
11/27/70	L.A.	116-105	W	3/28/76	L.A.	100-97	W	4/10/83	L.A.	105-95	W	11/7/89	L.A.	107-111	L
12/5/70	Phx	112-121	L	4/8/76	Phx	113-98	W	11/13/83	L.A.	107-119	L	12/7/89	L.A.	96-100	L
12/27/70	L.A.	110-128	L	12/17/76	L.A.	105-118	L	12/15/83	Phx	114-104	W	1/9/90*	Phx	121-118	W
12/30/70	Phx	132-114	W	12/25/76	Phx	113-96	W	1/19/84	Phx	138-123	W	4/6/90	Phx	99-103	L
1/28/71	Phx	118-112	W	3/25/77	L.A.	93-118	L	1/24/84	L.A.	110-116	L	11/13/90	L.A.	112-111	W
3/19/71	L.A.	111-106	W	3/26/77	Phx	102-109	L	3/31/84	Phx	97-119	L	12/1/90	Phx	98-108	L
12/10/71	L.A.	117-126	L	10/23/77	L.A.	104-101	W	4/15/84	L.A.	123-114	W	2/12/91	Phx	99-95	W
12/18/71	Phx	106-132	W	11/22/77	Phx	118-107	W	11/20/84	L.A.	108-130	L	4/4/91	Phx	98-102	L
1/2/72	Phx	116-102	W	3/11/78	Phx	120-114	W	11/21/84	Phx	97-102	L	4/7/91	L.A.	85-93	L
1/25/72	L.A.	119-129	L	3/12/78	L.A.	112-128	L	12/21/84	L.A.	105-119	L	11/8/91	Phx	113-85	W
2/16/72	Phx	110-109	W	12/1/78	L.A.	122-130	L	2/28/85	Phx	117-105	L	11/19/91	L.A.	95-103	L
3/24/72	L.A.	110-112	L	12/16/78	Phx	119-100	W	3/19/85	Phx	112-130	L	12/22/91	L.A.	100-88	W
10/29/72	L.A.	123-133	L	3/28/79	Phx	112-106	W	3/21/85	L.A.	98-123	L	2/3/92	Phx	113-104	W
11/25/72	Phx	109-116	L	4/8/79	L.A.	103-111	L	10/31/85	Phx	107-144	L	4/5/92	L.A.	104-109	L
11/26/72	L.A.	107-112	L	11/27/79	L.A.	110-112	L	12/12/85	L.A.	102-127	L	12/4/92	Phx	103-93	W
12/22/72	L.A.	118-110	W	11/23/79	Phx	126-112	W	1/14/86	L.A.	122-143	L	12/18/92	L.A.	116-100	W
1/20/73	Phx	104-124	L	12/30/79	L.A.	105-113	L	2/12/86	Phx	100-126	L	2/5/93	Phx	132-104	W
2/1/73	Phx	106-120	L	3/28/79	Phx	123-115	W	2/28/86	L.A.	103-115	L	3/24/93	L.A.	120-105	W
3/18/73	L.A.	113-131	L	3/16/80	L.A.	106-128	L	3/1/86	Phx	123-106	W	4/6/93	Phx	115-114	W
11/17/73	Phx	110-130	L	3/19/80	Phx	112-108	L	1/2/87	L.A.	118-155	L	11/5/93	L.A.	108-116	L
12/4/73	Phx	103-120	L	10/17/80	L.A.	109-116	L	1/30/87	Phx	102-114	L	1/20/94	L.A.	102-107	L
12/25/73	Phx	135-100	W	11/20/80	Phx	102-99	W	2/24/87	Phx	93-97	L	2/8/94	L.A.	104-107	L
12/28/73	L.A.	107-119	L	11/21/80	L.A.	86-116	L	2/25/87	Phx	91-99	L	2/18/94	Phx	113-96	W
2/1/74	L.A.	110-121	L	12/27/80	Phx	116-106	W	3/24/87	Phx	108-93	W	4/13/94	Phx	117-88	W

*Overtime

Suns Players Career Statistics vs. Lakers

PLAYER	G-65	MIN	FG-FGA	PCT	3FG-FGA	PCT	FT-FTA	PCT	OFF	DEF	TOT	AST	PF-DD	STL	TO	BLK	PTS	AVG	HI
Hill	34-33	1173	207-429	.483	10-22	.455	145-188	.771	53	185	238	132	93-2	40	79	23	569	16.7	34
Nash	52-43	1640	278-617	.451	77-204	.377	160-175	.914	27	102	129	431	76-0	41	145	4	793	15.3	31
Childress	9-2	258	33-61	.541	5-10	.500	25-35	.714	14	35	49	10	24-0	3	11	5	96	10.7	32
Frye	18-6	445	69-169	.408	19-55	.345	22-25	.880	17	70	87	21	52-0	13	21	8	179	9.9	21
Dudley	12-1	290	40-76	.526	17-30	.567	20-30	.667	22	34	56	18	24-0	13	11	5	117	9.8	21
Gortat	6-1	126	19-31	.613	0-0	—	10-14	.714	9	30	39	1	12-0	1	3	8	48	8.0	24
Warrick	21-4	427	56-122	.459	0-4	.000	48-73	.658	25	56	81	22	34-0	4	23	5	160	7.6	16
Lopez	11-6	179	30-56	.536	0-0	—	2-6	.333	18	16	34	1	22-0	3	1	9	62	5.6	18

Series Highlights & Top Performances

Phoenix lost three of four contests for the second consecutive season... November 14, 2010, Phoenix set a franchise record with 22 three-point field goals in a 121-116 win at STAPLES Center... January 17, 2008, **Steve Nash** dished out a Suns season-high 20 assists to lead the club to a 106-98 win at STAPLES Center... The series contains 217 regular season games, most of any series for Phoenix... Series bests: April 7, 2006 in Phoenix, **Kobe Bryant** scored 51 points at US Airways Center... February 9, 1969 in L.A., **Wilt Chamberlain** grabbed 27 rebounds... January 9, 1990 in Phoenix, **Magic Johnson** tallied 24 assists... November 6, 1981 in L.A., Magic Johnson recorded nine steals... November 14, 1975 in L.A., **Kareem Abdul-Jabbar** posted nine blocks... February 26, 1989 in L.A., **Kevin Johnson** had Suns series-best 21 assists... The Lakers hold a 38-24 advantage in playoff games, also Phoenix's most-played rivalry.

By The Numbers:

Suns vs. Lakers 2010-2011: 1-3

10/29/10 at Phoenix: Lakers 114, Suns 106

11/14/10 at L.A.: Suns 121, Lakers 116

1/5/11 at Phoenix: Lakers 99, Suns 95

3/22/11 at L.A.: Lakers 139, Suns 137 3ot

Suns largest margin of victory: 35 (135-100, 12/25/73)

Suns high point total: 138 (1/19/84)

Suns low point total: 78 (12/28/00)

Lakers largest margin of victory: 37 (three times)

Lakers high point total: 155 (1/2/87)

Lakers low point total: 83 (11/16/01, 3/26/01)

All-Time Series Results:

Suns vs. Lakers at Phoenix: 63-45

Suns vs. Lakers at Los Angeles: 26-83

Suns vs. Lakers overall: 89-128

HOME

Suns last win: 12/28/09 (118-103) 11/14/10 (121-116)

Suns last loss: 1/5/11 (99-95) 3/22/11 (139-137***)

Streaks: Lost three Lost one

AWAY

Memphis Grizzlies



191 Beale St.
 Memphis, TN 38103
 (901) 205-1234
 Fax: (901) 205-1122
 www.grizzlies.com

2011-2012 vs. Suns:

January 28 at Phoenix
 March 10 at Phoenix
 April 11 at Memphis

2010-2011 Finish:

46-36 (.561)

T-Third in Southwest Division

Playoffs:

Defeated San Antonio 4-2
 Lost to Oklahoma City 4-3

Majority Owner	Michael Heisley
GM/VP of Basketball Operations	Chris Wallace
Head Coach	Lionel Hollins
Assistant Coaches	Dave Joerger, Henry Bibby, Barry Hecker, Mitchell Anderson, Bob Thornton Lloyd Pierce
Head Athletic Trainer	Drew Graham
Director of Pro Scouting	Gary Schmidt
Sr. Mgr. of Comm./Publications	Matt Tumbleson
Coord. of Basketball Media Relations	Ross Wooden
Home Court	FedExForum (18,119, built in 2004)
Team Colors	Memphis Midnight, Beale Street Blue, Smoke Blue and Grizzlies Gold
Radio	WMFS (92.9 FM/680 AM) Eric Hasseltine, Hank McDowell, Elliot Perry
TV	Fox Sports Tennessee/SportsSouth (Cable) Pete Pranca, Sean Tuohy, Brevin Knight, Rob Fischer

2010-2011 Regular Season Stats – Suns vs. Grizzlies

PLAYER	G-GS	MIN	FG-FGA	PCT	3FG-FGA	PCT	FT-FTA	PCT	OFF	DEF	TOT	AST	PF-DQ	STL	TO	BLK	PTS	AVG
Richardson	3-3	96	22-58	.379	8-20	.400	7-10	.700	6	8	14	3	8-0	4	4	0	59	19.7
Carter (TOT)	1-1	29	6-8	.750	3-4	.750	4-5	.800	0	2	2	1	5-0	1	2	0	19	19.0
Nash	3-3	101	19-41	.463	4-17	.235	10-12	.833	4	6	10	27	4-0	3	19	0	52	17.3
Turkoglu	3-2	81	14-26	.538	10-21	.476	3-4	.750	2	11	13	3	11-0	2	5	3	41	13.7
Warrick	3-0	96	15-20	.750	0-0	—	11-19	.579	6	8	14	2	6-0	1	3	0	41	13.7
Dragic	3-0	71	14-27	.519	3-12	.250	6-10	.600	0	4	4	11	5-0	2	12	2	37	12.3
Hill	3-3	77	13-26	.500	0-1	.000	5-6	.833	12	11	23	8	6-0	1	8	0	31	10.3
Gortat (TOT)	1-0	22	3-4	.750	0-0	—	2-4	.500	2	2	4	1	4-0	0	1	2	8	8.0
Brooks (TOT)	2-0	38	4-16	.250	0-6	.000	7-7	1.000	1	2	3	5	2-0	1	5	0	15	7.5
Dudley	3-0	68	7-22	.318	2-11	.182	5-6	.833	5	6	11	2	6-0	7	3	1	21	7.0
Pietrus (TOT)	1-0	21	2-6	.333	1-5	.200	1-2	.500	1	3	4	0	2-0	2	1	6	6.0	
Childress	3-0	56	8-16	.500	0-0	—	1-5	.200	11	6	17	3	2-0	1	3	2	17	5.7
Frye	3-1	90	4-20	.200	3-14	.214	4-6	.667	3	22	25	2	10-0	3	2	2	15	5.0
Barron	1-1	21	1-6	.167	0-0	—	2-2	1.000	2	3	5	0	2-0	0	0	4	4.0	
Lopez	2-2	27	1-6	.167	0-0	—	0-0	—	2	4	6	0	4-0	0	4	2	2	1.0
Siler	1-0	10	0-1	.000	0-0	—	0-0	—	0	1	1	1	1-0	1	3	0	0	0.0
SUNS	3	795	118-269	.439	30-96	.313	54-80	.675	53	90	143	62	65-0	27	67	12	320	106.7

PLAYER	G-GS	MIN	FG-FGA	PCT	3FG-FGA	PCT	FT-FTA	PCT	OFF	DEF	TOT	AST	PF-DQ	STL	TO	BLK	PTS	AVG
Gay	3-3	138	26-55	.473	6-14	.429	12-14	.857	5	11	16	6	13-1	3	8	4	70	23.3
Randolph	3-3	125	27-46	.587	1-2	.500	14-17	.824	16	35	51	5	11-0	5	7	0	69	23.0
Mayo	3-2	106	14-35	.400	4-11	.364	13-15	.867	1	10	11	7	6-0	2	6	2	45	15.0
Conley	3-3	127	18-44	.409	1-6	.167	6-12	.500	0	6	6	27	7-0	12	11	1	43	14.3
Gasol	3-3	101	20-25	.800	0-0	—	3-5	.600	11	12	23	5	16-1	3	10	2	43	14.3
Henry	2-1	58	8-20	.400	0-2	.000	6-7	.857	0	1	1	1	3-0	2	2	1	22	11.0
Battier (TOT)	1-1	29	3-13	.231	2-8	.250	2-2	1.000	3	3	6	4	4-0	0	1	1	10	10.0
Arthur	3-0	75	9-20	.450	0-1	.000	6-8	.750	10	13	23	2	6-0	4	8	3	24	8.0
Allen	1-0	14	2-6	.333	0-0	—	1-2	.500	0	0	0	2	2-0	2	1	0	5	5.0
Carney (TOT)	1-0	17	1-3	.333	1-1	1.000	1-2	.500	0	1	1	0	2-0	0	1	0	4	4.0
Smith (TOT)	1-0	16	1-5	.200	0-0	—	0-0	—	0	0	0	5	1-0	0	0	1	2	2.0
Vasquez	1-0	9	1-3	.333	0-1	.000	0-0	—	0	0	0	2	0-0	1	0	0	2	2.0
Young	3-0	18	2-7	.286	1-3	.333	0-0	—	1	4	5	0	6-0	1	1	0	5	1.7
Law	2-0	20	0-4	.000	0-1	.000	3-4	.750	2	1	3	6	3-0	2	1	0	3	1.5
Thabeet	1-0	2	0-0	—	0-0	—	0-0	—	0	1	1	0	1-0	0	0	0	0	0.0
GRIZZLIES	3	795	127-265	.479	13-41	.317	64-84	.762	46	94	140	63	74-2	37	58	13	331	110.3

Series Scores & Summary

Date	Site	Final	W/L	Date	Site	Final	W/L	Date	Site	Final	W/L	Date	Site	Final	W/L
12/5/95	Phx#	112-108	W	2/8/00	Phx	94-76	W	2/20/04	Mem	92-97	L	4/8/08	Mem	127-113	W
12/22/95	Van	101-80	W	3/17/00	Van	101-86	W	4/2/04	Mem	99-109	L	11/10/08	Phx	107-102	W
2/19/96*	Phx	98-84	W	4/12/00*	Phx	122-116	W	4/11/04	Phx	89-83	W	12/30/08	Mem	101-89	W
4/7/96	Van	112-92	W	11/29/00**	Van	106-109	L	12/23/04	Phx	109-102	W	4/10/09	Mem	89-106	L
11/14/96	Van	89-92	L	12/26/00	Van	97-95	W	1/19/05	Phx	79-88	L	4/13/09	Phx	119-110	W
12/15/96	Phx	103-84	W	1/5/01	Phx	108-76	W	2/1/05	Mem	97-108	L	11/25/09	Phx	126-111	W
12/28/96	Van	103-98	W	1/31/01	Phx	101-92	W	3/20/05	Mem	97-91	W	1/2/10	Phx	103-128	L
4/19/97	Phx	107-121	L	11/6/01	Phx	113-101	W	11/16/05	Phx	103-115	L	1/18/10	Mem	118-125	L
12/9/97	Phx	107-85	W	11/23/01	Mem	103-89	W	12/17/05	Mem	87-91	L	2/16/10	Mem	109-95	W
12/26/97	Van	118-100	W	1/10/02	Phx	96-102	L	2/8/06	Phx	108-102	W	11/5/10**	Phx	123-118	W
3/29/98	Phx	106-98	W	2/21/02	Mem	78-72	W	11/11/06	Phx	96-87	W	11/8/10	Mem	99-109	L
4/12/98	Van	129-106	W	12/4/02	Phx	98-85	W	1/15/07	Mem	137-122	W	12/8/10*	Phx	98-104	L
2/25/99	Van	94-86	W	12/8/02	Mem	94-102	L	3/26/07	Phx	105-87	W				
3/22/99	Phx	89-84	W	1/10/03	Phx	99-93	W	4/3/07	Mem	116-111	W				
5/1/99	Phx	107-77	W	3/26/03	Mem	101-99	W	2/26/08	Mem	127-113	W				
1/12/99	Van	95-92	W	11/7/03	Phx	96-88	W	3/11/08	Phx	132-111	W				

*Overtime **Double Overtime # Vancouver Grizzlies

Suns Players Career Statistics vs. Grizzlies

PLAYER	G-GS	MIN	FG-FGA	PCT	3FG-FGA	PCT	FT-FTA	PCT	OFF	DEF	TOT	AST	PF-DQ	STL	TO	BLK	PTS	AVG	HI
Hill	27-26	874	162-315	.514	5-20	.250	94-123	.764	37	137	174	110	61-0	33	48	18	423	15.7	31
Nash	52-45	1662	259-530	.489	73-181	.403	134-152	.882	29	132	161	463	86-0	40	169	6	725	13.9	26
Warrick	6-0	168	26-41	.634	0-0	—	25-34	.735	9	17	26	3	11-0	3	4	0	77	12.8	22
Childress	9-2	214	29-57	.509	3-7	.429	5-13	.385	17	16	33	11	13-0	6	6	7	66	7.3	17
Lopez	9-4	155	24-44	.545	0-0	—	15-20	.750	14	21	35	0	28-1	1	12	11	63	7.0	19
Dudley	12-0	238	29-66	.439	6-25	.240	13-17	.765	13	21	34	11	19-1	14	8	5	77	6.4	14
Frye	15-6	320	32-95	.337	6-28	.214	10-16	.625	16	55	71	10	43-0	6	15	12	80	5.3	16
Gortat	4-0	50	7-13	.538	0-0	—	2-4	.500	5	8	13	1	10-0	1	2	3	16	4.0	8

Series Highlights & Top Performances

The Suns have won 14 of the last 19 overall... Dec. 23, 2004, Phoenix became the first team in NBA history to win 10-straight games after losing 50 or more games the previous season... The Suns' 108-76 win on January 5, 2001 was the largest margin of victory in the series... Phoenix went 9-9 at the foul line on February 8, 2000, and combined with the Grizzlies 29-30 FT, the teams posted the fourth-highest combined single game free throw percentage (.967) in NBA history... February 19, 1996, **Charles Barkley** grabbed 14 rebounds in a 98-84 overtime win to become one of 10 players in NBA history to record 20,000 career points and 10,000 rebounds... November 14, 1996, the Suns tied a record low for points in a quarter, with eight in the second period... The teams combined for 22 points in the quarter, the second-lowest total in league history... The Grizzlies won that game, 92-89, for their first-ever win against Phoenix.

By The Numbers:

Suns vs. Grizzlies 2010-2011: 1-2

11/5/10 at Phoenix: Suns 123, Grizzlies 118 2ot

11/8/10 at Memphis: Grizzlies 109, Suns 99

12/8/10 at Phoenix: Grizzlies 104, Suns 98 ot

Suns largest margin of victory: 32 (108-76, 1/5/01)

Suns high point total: 137 (1/15/07)

Suns low point total: 78 (2/21/02)

Grizzlies largest margin of victory: 25 (128-103, 1/2/10)

Grizzlies high point total: 128 (1/2/10)

Grizzlies low point total: 72 (2/21/02)

All-Time Series Results:

Suns vs. Grizzlies at Phoenix: 25-6

Suns vs. Grizzlies on road: 19-10

Suns vs. Grizzlies overall: 44-16

HOME
Suns last win: 11/5/10 (123-118**) 2/16/10 (109-95)

Suns last loss: 12/8/10 (104-98*) 11/8/10 (109-99)

Streaks: Lost one Lost one

Miami Heat



601 Biscayne Blvd.
Miami, FL 33132
(786) 777-4328
Fax: (786) 777-1615
www.heat.com

Managing General Partner
President
Head Coach
Assistant Coaches

Micky Arison
Pat Riley
Erik Spoelstra
Bob McAdoo, Keith Askins
Ron Rothstein, David Fozdale
Chad Kammerer

2011-2012 vs. Suns:

March 20 at Miami

2010-2011 Finish:

58-24 (.707)

First in Southeast Division

Playoffs:

Defeated Philadelphia 4-1
Defeated Boston 4-1
Defeated Chicago 4-1
Lost to Dallas 4-2

Assistant Coach/Advance Scout

Octavio De La Grana

Head Athletic Trainer/Travel Coordinator

Jay Sabol

Vice President, Sports Media Relations

Tim Donovan

Director of Sports Media Relations

Rob Wilson

Asst. Director of Sports Media Relations

Michael Lissack

Sports Media Relations Assistant

Nick Maiorana

Home Court

AmericanAirlines Arena (19,600, built in 2000)

Team Colors

Red, Yellow, Black, White

Radio

The Ticket (790 AM) Mike Inglis, John Crotty
WQBA (1140 AM Spanish) José Paneda, Joe Pujala

TV

Sun Sports (Cable)
Eric Reid, Tony Fiorentino, Jason Jackson

2010-2011 Regular Season Stats – Suns vs. Heat

PLAYER	G-GS	MIN	FG-FGA	PCT	3FG-FGA	PCT	FT-FTA	PCT	OFF	DEF	TOT	AST	PF-DQ	STL	TO	BLK	PTS	AVG
Brooks (TOT)	1-0	26	6-13	.462	0-4	.000	8-8	1.000	1	1	2	9	4-0	0	0	0	20	20.0
Dudley	2-1	62	12-23	.522	7-13	.538	4-6	.667	6	8	14	2	2-0	4	4	1	35	17.5
Frye	2-2	62	11-22	.500	5-10	.500	1-2	.500	2	10	12	2	9-0	2	0	1	28	14.0
Lopez	1-1	27	4-7	.571	0-0	—	4-5	.800	2	3	5	0	1-0	0	4	1	12	12.0
Hill	2-2	60	7-20	.350	0-1	.000	9-9	1.000	0	6	6	7	6-0	0	3	1	23	11.5
Richardson	1-1	31	5-14	.357	0-5	.000	1-1	1.000	0	0	0	2	2-0	0	1	0	11	11.0
Nash	2-2	61	7-15	.467	0-3	.000	7-8	.875	0	5	5	20	2-0	1	6	0	21	10.5
Turkoglu	1-1	25	3-5	.600	1-3	.333	3-6	.500	1	5	6	4	4-0	1	2	1	10	10.0
Dragic	2-0	35	4-11	.364	2-6	.333	2-5	.400	1	5	6	1	5-0	0	6	1	12	6.0
Carter (TOT)	1-1	14	1-5	.200	0-1	.000	2-3	.667	0	1	1	0	2-0	0	0	0	4	4.0
Childress	2-0	28	2-4	.500	0-0	—	4-6	.667	1	3	4	2	5-0	1	3	0	8	4.0
Warrick	2-0	32	2-8	.250	0-0	—	4-6	.667	0	2	2	1	2-0	1	4	0	8	4.0
Pietrus (TOT)	3-0	58	4-15	.267	2-11	.182	0-2	.000	0	2	2	2	3-0	1	5	0	10	3.3
Pietrus (PHO)	1-0	13	1-6	.167	0-4	.000	0-0	—	0	0	0	1	0-0	1	2	0	2	2.0
Clark	1-0	14	1-3	.333	0-0	—	1-2	.500	1	3	4	1	0-0	0	0	0	3	3.0
Gortat (TOT)	3-0	42	2-5	.400	0-0	—	4-4	1.000	2	11	13	0	5-0	1	2	2	8	2.7
Gortat (PHO)	1-0	18	2-5	.400	0-0	—	0-0	—	1	3	4	0	2-0	0	1	0	4	4.0
Siler	1-0	5	1-2	.500	0-0	—	0-0	—	2	0	2	1	0-0	0	0	0	2	2.0
Barron	1-0	9	0-2	.000	0-0	—	0-0	—	0	1	1	0	3-0	0	0	0	0	0.0
SUNS	2	480	62-147	.422	15-45	.333	40-56	.714	17	54	71	44	43-0	11	36	6	179	89.5

PLAYER	G-GS	MIN	FG-FGA	PCT	3FG-FGA	PCT	FT-FTA	PCT	OFF	DEF	TOT	AST	PF-DQ	STL	TO	BLK	PTS	AVG
Bosh	2-2	68	21-34	.618	0-1	.000	16-16	1.000	3	14	17	6	4-0	3	1	1	58	29.0
James	2-2	60	22-37	.595	2-7	.286	10-11	.909	4	10	14	13	10-0	6	8	0	56	28.0
Wade	1-1	31	6-11	.545	0-1	.000	5-6	.833	1	5	6	6	2-0	0	2	2	17	17.0
House	1-0	28	6-9	.667	3-6	.500	0-0	—	0	0	0	2	3-0	1	2	0	15	15.0
Bibby (TOT)	1-1	31	4-8	.500	3-6	.500	1-2	.500	1	4	5	3	3-0	0	2	0	12	12.0
Arroyo	2-2	48	8-18	.444	3-7	.429	2-3	.667	0	4	4	6	6-0	1	3	0	21	10.5
Haslem	1-0	27	4-8	.500	0-0	—	0-0	—	3	7	10	0	2-0	2	2	0	8	8.0
Jones	2-1	65	5-17	.294	2-9	.222	0-0	—	0	3	3	2	0-0	2	1	1	12	6.0
Chalmers	2-0	31	5-12	.417	1-4	.250	0-0	—	0	3	3	3	3-0	2	3	1	11	5.5
Stackhouse	1-0	5	2-4	.500	1-2	.500	0-0	—	0	3	3	0	0-0	0	0	0	5	5.0
Anthony	2-0	40	1-2	.500	0-0	—	2-2	1.000	2	1	3	2	9-0	1	1	2	4	2.0
Dampier	1-0	16	1-5	.200	0-0	—	0-0	—	4	5	9	0	1-0	0	0	0	2	2.0
Howard	2-0	29	1-4	.250	0-0	—	2-2	1.000	2	6	8	1	4-0	0	1	0	4	2.0
Ilguskas	2-2	13	2-4	.500	0-0	—	0-0	—	0	1	1	0	2-0	0	1	0	4	2.0
Miller	1-0	19	0-3	.000	0-0	—	1-2	.500	1	4	5	0	3-0	0	2	0	1	1.0
HEAT	2	480	84-168	.500	12-37	.324	38-42	.905	20	66	86	41	49-0	18	27	7	218	109.0

Miami Heat

Series Scores & Summary

Date	Site	Final	W/L	Date	Site	Final	W/L	Date	Site	Final	W/L	Date	Site	Final	W/L
1/7/89	Phx	107-99	W	1/15/93	Phx	107-99	W	3/28/00	Mia	78-81	L	1/26/06	Mia	107-98	W
1/17/89+	Mia	ppd		3/11/94	Mia	122-107	W	11/11/00	Phx	84-82	W	12/13/06	Mia	99-89	W
3/13/89	Mia	112-104	W	3/22/94*	Phx	124-118	W	2/21/01	Mia	100-85	W	1/5/07	Phx	108-80	W
3/20/89	Phx	115-97	W	12/6/94	Phx	119-107	W	1/12/02	Phx	108-74	W	11/9/07	Mia	106-101	W
4/19/89	Mia	117-91	W	3/21/95*	Mia	121-117	W	3/12/02	Mia	78-90	L	12/10/07	Phx	113-117	L
1/23/90	Mia	118-99	W	12/9/95	Phx	92-94	L	12/2/02*	Phx	90-100	L	11/28/08	Phx	92-107	L
3/16/90	Phx	129-103	W	1/30/96	Mia	114-99	W	1/22/03	Mia	85-92	L	3/4/09	Mia	129-135	L
12/29/90	Phx	134-95	W	11/24/96	Phx	84-87	L	11/22/03	Phx	100-98	W	11/3/09	Mia	104-96	W
1/30/91	Mia	115-104	W	1/27/97	Mia	97-125	L	12/9/03	Mia	72-92	L	1/8/10	Phx	105-109	L
12/7/91	Mia	109-108	W	1/18/98	Phx	96-87	W	1/11/05	Phx	122-107	W	11/17/10	Mia	96-123	L
12/26/91	Phx	132-104	W	1/30/98	Mia	74-71	W	3/25/05	Mia	115-125	L	12/23/10	Phx	83-95	L
12/12/92	Mia	122-118	W	3/6/00	Phx	100-92	W	1/6/06	Phx	111-93	W				

*Overtime + Postponed due to unsafe conditions, rescheduled 4/19/89

Suns Players Career Statistics vs. Heat

PLAYER	G-GS	MIN	FG-FGA	PCT	3FG-FGA	PCT	FT-FTA	PCT	OFF	DEF	TOT	AST	PF-DQ	STL	TOR	BLK	PTS	AVG	HI
Hill	38-35	1332	247-538	.459	6-23	.261	189-250	.756	48	187	235	157	106-0	36	99	15	689	18.1	41
Nash	27-22	878	150-288	.521	49-88	.557	86-91	.945	7	66	73	229	40-0	23	82	1	435	16.1	30
Warrick	13-2	258	44-93	.473	1-4	.250	37-48	.771	13	29	42	9	25-0	8	17	1	126	9.7	22
Frye	15-9	352	61-124	.492	11-23	.478	12-17	.706	14	53	67	9	43-0	10	12	4	145	9.7	17
Childress	16-3	390	44-92	.478	3-11	.273	23-31	.742	26	33	59	24	31-0	8	23	7	114	7.1	14
Dudley	11-3	264	26-63	.413	10-22	.455	16-22	.727	16	30	46	14	17-1	8	11	2	78	7.1	33
Lopez	2-1	31	4-7	.571	0-0	—	4-5	.800	2	5	7	0	2-0	0	4	1	12	6.0	12
Gortat	11-0	150	14-29	.483	0-0	—	10-16	.625	13	33	46	1	18-0	1	4	7	38	3.5	9

Series Highlights & Top Performances

Phoenix has won 14 of the last 26 meetings... December 23, 2010, **Jared Dudley** posted career highs with 33 points and seven three-point field goals, and a season-high 12 rebounds... January 5, 2007, Phoenix held Miami to a season opponent-low 80 points at US Airways Center... Suns captured the first 16 meetings between the clubs... January 6, 2006, **Steve Nash** dished out a franchise-record 12 assists in the first quarter... January 30, 1998, the Heat scored 71 points, the then fifth lowest ever by a Suns opponent... Series bests: **Charles Barkley** tallied 39 points on December 12, 1992 in Miami... March 21, 1995 in Miami, Barkley grabbed 18 rebounds in Phoenix's 121-117 overtime victory... January 27, 1997, **Alonzo Mourning** blocked six shots in Miami's 125-97 win, the Heat's largest in the series... December 29, 1990 in Phoenix, **Kevin Johnson** dished out 19 assists in Phoenix's largest-ever win over the Heat, 134-95... December 9, 1995 in Phoenix, rookie **Sasha Danilovic** tallied a career and Heat series-high of 30 points as Miami escaped with its first-ever victory over the Suns, 94-92... December 26, 1991 in Phoenix, the Suns set a team record with eight blocks in the second quarter.

By The Numbers:

Suns vs. Miami 2010-2011: 0-2

11/17/10 at Miami: Heat 123, Suns 96

12/23/10 at Phoenix: Heat 95, Suns 83

All-Time Series Results:

Suns vs. Heat at Phoenix: 16-7

Suns vs. Heat at Miami: 15-8

Suns vs. Heat overall: 31-15

Suns largest margin of victory: 39 (134-95, 12/29/90)

Suns high point total: 134 (12/29/90)

Suns low point total: 72 (12/9/03)

Heat largest margin of victory: 28 (125-97, 1/27/97)

Heat high point total: 135 (3/4/09)

Heat low point total: 71 (1/30/98)

	HOME	AWAY
Suns last win:	1/5/07 (108-80)	11/3/09 (104-96)
Suns last loss:	12/23/10 (95-83)	11/17/10 (123-96)
Streaks:	Lost four	Lost one

Milwaukee Bucks



1001 N. Fourth Street
Milwaukee, WI 53203
(414) 227-0500
Fax: (414) 294-4890
www.bucks.com

President	Herb Kohl
General Manager	John Hammond
Head Coach	Scott Skiles
Assistant Coaches	Jim Boylan, Joe Wolf, Sidney Moncrief, Bill Peterson, Anthony Goldwire
Head Athletic Trainer	Marc Boff
Director of Public Relations	Dan Smyczek
Public Relations Manager	Mark Rosenberg
Home Court	Bradley Center (18,717, built in 1988)
Team Colors	Forest Green, Red, Silver
Radio	WTMJ (620 AM) Ted Davis, Dennis Krause
TV	Fox Sports Wisconsin (Cable) Jim Paschke, Jon McGlocklin

2011-2012 vs. Suns:

January 8 at Phoenix
February 7 at Milwaukee

2010-2011 Finish:

35-47 (.427)
Third in Central Division

Playoffs:

Did not qualify

2010-2011 Regular Season Stats – Suns vs. Bucks

PLAYER	G-GS	MIN	FG-FGA	PCT	3FG-FGA	PCT	FT-FTA	PCT	OFF	DEF	TOT	AST	PF-DQ	STL	TO	BLK	PTS	AVG
Frye	2-2	73	13-29	.448	7-13	.538	1-1	1.000	4	18	22	2	5-0	2	1	3	34	17.0
Hill	2-2	63	9-16	.563	2-4	.500	10-12	.833	1	11	12	5	3-0	3	4	2	30	15.0
Gortat (TOT)	3-1	101	14-28	.500	0-0	—	6-10	.600	7	20	27	2	12-1	2	2	3	34	11.3
Gortat (PHO)	2-0	66	13-24	.542	0-0	—	6-10	.600	4	13	17	2	6-0	2	2	3	32	16.0
Carter (TOT)	2-2	58	8-23	.348	0-5	.000	6-8	.750	0	9	9	7	5-0	1	3	0	22	11.0
Carter (PHO)	1-1	21	1-2	.500	0-0	—	0-0	—	0	2	2	1	1-0	0	0	2	2	2.0
Dudley	2-0	51	8-16	.500	0-3	.000	5-6	.833	2	9	11	3	0-0	0	2	1	21	10.5
Pietrus (PHO)	2-1	52	8-18	.444	3-10	.300	1-2	.500	1	10	11	3	5-0	1	2	0	20	10.0
Nash	2-2	65	7-15	.467	2-4	.500	1-1	1.000	1	6	7	26	3-0	1	16	0	17	8.5
Warrick	2-0	23	6-9	.667	0-0	—	5-7	.714	2	2	4	1	1-0	0	0	0	17	8.5
Brooks (TOT)	2-0	38	4-15	.267	0-5	.000	4-4	1.000	0	2	2	5	3-0	2	4	0	12	6.0
Brooks (PHO)	1-0	20	3-7	.429	0-2	.000	1-1	1.000	0	0	0	3	3-0	2	2	0	7	7.0
Lopez	2-2	25	3-8	.375	0-0	—	2-3	.667	1	3	4	0	6-0	0	0	2	8	4.0
Childress	1-0	6	1-1	1.000	0-0	—	0-0	—	0	0	0	0	1-0	0	0	0	2	2.0
Dowdell	2-0	13	2-3	.667	0-1	.000	0-0	—	1	1	2	0	5-0	0	2	1	4	2.0
Siler	1-0	1	0-0	—	0-0	—	0-0	—	1	1	0	1	0-0	0	1	0	0	0.0
SUNS	2	480	74-148	.500	14-37	.378	32-43	.744	17	76	93	46	40-0	11	33	12	194	97.0

PLAYER	G-GS	MIN	FG-FGA	PCT	3FG-FGA	PCT	FT-FTA	PCT	OFF	DEF	TOT	AST	PF-DQ	STL	TO	BLK	PTS	AVG
Maggette	2-1	57	14-24	.583	2-3	.667	6-6	1.000	2	15	17	2	5-0	1	4	1	36	18.0
Ilyasova	1-1	33	7-20	.350	1-5	.200	0-0	—	1	8	9	0	3-0	4	1	0	15	15.0
Boykins	2-0	43	12-24	.500	0-4	.000	4-6	.667	1	2	3	7	3-0	4	3	0	28	14.0
Jennings	2-2	58	7-27	.259	1-9	.111	7-8	.875	4	6	10	6	4-0	2	2	0	22	11.0
Sanders	1-1	26	5-10	.500	0-0	—	0-0	—	2	3	5	0	6-1	1	2	1	10	10.0
Dooling	1-0	24	3-7	.429	1-3	.333	2-2	1.000	0	0	0	2	2-0	0	0	0	9	9.0
Delfino	2-2	54	4-15	.267	3-6	.500	2-2	1.000	2	8	10	4	0-0	6	3	0	13	6.5
Douglas-Roberts	2-0	31	3-14	.214	0-2	.000	5-5	1.000	0	4	4	0	5-0	1	1	0	11	5.5
Barron	1-0	13	2-4	.500	0-0	—	0-0	—	2	1	3	0	0-0	0	1	1	4	4.0
Mbah a Moute	1-1	40	1-6	.167	0-0	—	2-2	1.000	4	1	5	1	2-0	3	0	1	4	4.0
Salmmons	2-1	47	3-15	.200	0-4	.000	2-2	1.000	1	5	6	3	1-0	0	1	1	8	4.0
Temple	1-0	10	1-4	.250	0-2	.000	0-2	.000	0	0	0	0	1-0	1	1	0	2	2.0
Brockman	2-1	43	1-4	.250	0-0	—	1-2	.500	8	2	10	1	5-0	0	2	1	3	1.5
BUCKS	2	480	63-174	.362	8-38	.211	31-37	.838	27	55	82	26	37-1	23	22	6	165	82.5

Series Scores & Summary

Date	Site	Final	%	Date	Site	Final	%	Date	Site	Final	%	Date	Site	Final	%
11/23/68	Mil	112-115	L	10/13/72	Phx	105-117	L	2/3/78	Phx	115-105	W	3/9/87	Mil	110-118	L
12/22/68	Mil	116-127	L	11/4/72	Mil	105-104	W	3/3/78	Phx	132-126	W	3/11/88	Mil	107-117	L
1/3/69	Mil	104-121	L	12/3/72	Phx	101-119	L	3/14/78	Mil	106-121	L	3/24/88	Phx	119-114	W
1/29/69	Tucson	111-107	W	2/6/73	Mil	111-126	L	10/24/78	Phx	124-116	W	3/11/89	Mil	93-100	L
2/2/69	Phx	122-121	W	3/12/73	Mil	95-126	L	12/12/78	Mil	114-120	L	3/31/89	Phx	122-104	W
2/23/69	Mil	103-107	L	3/25/73	Phx	112-114	L	1/17/79	Mil	118-123	L	12/8/89	Phx	123-98	W
3/19/69	Phx	110-117	L	10/12/73	Phx	84-107	L	1/31/79	Phx	123-118	W	3/27/90	Mil	127-133	L
3/23/69	Phx	118-128	L	10/27/73	Mil	95-104	L	10/19/79	Mil	94-95	L	1/5/91	Mil	86-88	L
10/26/69	Phx	99-119	L	12/23/73	Phx	121-112	W	10/23/79	Mil	108-114	L	3/28/91	Phx	102-88	W
12/21/69	Mil	111-118	L	1/5/74	Mil	109-118	L	12/23/79	Mil	106-103	W	3/12/92	Mil	106-100	W
1/9/70	Mil	116-120	L	3/25/74	Phx	108-112	L	1/25/80	Phx	110-96	W	3/25/92	Phx	132-104	W
1/31/70	Phx	106-107	L	3/11/74	Mil	92-105	L	2/10/80	Mil	107-109	L	12/6/92	Mil	122-112	W
2/11/70	Mil	120-127	L	11/19/74	Mil	108-122	L	2/27/80*	Phx	110-119	L	3/26/93	Phx	109-103	W
11/8/70	Mil	105-124	L	12/19/74	Phx	108-112	L	1/11/81	Mil	109-123	L	12/5/93	Mil	117-98	W
2/22/70	Phx	124-144	L	2/23/75	Madison	106-97	W	1/23/81	Phx	131-122	L	12/13/93	Phx	112-104	W
12/12/70	Mil	113-111	W	3/25/75	Phx	92-87	W	2/7/82	Mil	92-107	L	12/29/94	Mil	123-106	W
2/8/71	Phx	94-118	L	11/19/75	Phx	94-96	L	3/26/82	Phx	113-112	W	1/9/95	Phx	119-102	W
2/21/71	Phx	97-125	L	12/17/75	Phx	116-111	W	1/9/83	Mil	96-106	L	1/26/96	Mil	107-97	W
3/14/71	Madison	125-113	W	12/28/75	Mil	85-88	L	2/22/83	Phx	112-105	W	3/29/96	Phx	108-85	W
3/16/71	Phx	111-119	L	1/29/76	Phx	96-105	L	11/18/83	Phx	94-109	L	11/12/96*	Mil	89-99	L
10/14/71	Phx	97-110	L	3/14/76	Mil	108-106	W	3/14/84	Mil	83-92	L	3/25/97	Phx	117-112	W
11/9/71	Mil	113-118	L	11/17/76	Phx	103-95	L	11/16/84	Phx	118-106	W	11/12/97	Phx	103-95	W
1/11/72	Mil	115-114	W	1/4/77	Mil	111-139	L	3/16/85	Mil	96-125	L	12/2/97	Mil	90-86	W
2/2/72	Phx	103-106	L	2/2/77	Phx	130-113	W	11/24/85*	Phx	138-140	L	3/16/99	Mil	110-92	W
2/26/72*	Madison	117-119	L	3/29/77	Mil	122-110	W	3/12/86*	Phx	127-126	W	11/12/99	Mil	92-107	L
3/15/72	Phx	110-106	W	1/3/78	Mil	125-103	W	2/21/87	Phx	107-115	L	12/20/99	Phx	108-101	W

*Overtime

Suns Players Career Statistics vs. Bucks

PLAYER	G-65	MIN	FG-FGA	PCT	3FG-FGA	PCT	FT-FTA	PCT	OFF	DEF	TOT	AST	PF-DQ	STL	TO	BLK	PTS	AVG	HI
Nash	25-21	798	171-312	.548	48-88	.545	81-91	.890	19	62	81	225	42-0	17	80	2	471	18.8	37
Hill	36-36	1290	230-485	.474	8-24	.333	161-214	.752	33	188	221	193	81-0	47	115	23	629	17.5	31
Childress	8-2	339	55-90	.611	6-16	.375	28-35	.800	19	33	52	28	33-0	12	13	4	144	13.1	21
Warrick	1-2	158	29-53	.547	0-0	—	25-29	.862	16	28	44	5	15-1	2	7	4	83	10.4	31
Frye	12-6	268	45-92	.489	8-19	.421	15-17	.882	13	44	57	11	28-0	5	11	9	113	9.4	30
Gortat	10-2	234	35-61	.574	0-0	—	11-21	.524	23	56	79	4	23-1	4	9	9	81	8.1	19
Dudley	8-0	146	17-32	.531	3-7	.429	10-15	.667	6	15	21	10	6-0	4	6	2	47	5.9	15
Lopez	4-2	34	4-10	.400	0-0	—	4-5	.800	1	3	4	0	7-0	0	0	2	12	3.0	5

Series Highlights & Top Performances

The Suns swept the season series in 2010-11 and have won 35 of the last 40 meetings, claiming 23-straight wins at home, tied for the NBA's longest active home win streak against one opponent entering the 2011-12 season... Milwaukee is the only NBA franchise that is winless at USAC... Series bests: March 16, 1971 in Phoenix, second-year center **Law Alcindor** scored 48 points... March 27, 1990 in Milwaukee, **Kevin Johnson** scored a Suns series-high 44 points... October 14, 1971 in Phoenix, **Oscar Robertson** tallied 17 assists... October 12, 1973 in Phoenix, Alcindor recorded nine blocked shots... December 8, 1989 in Phoenix, Sun **Mark West** grabbed 24 rebounds.

By The Numbers:

Suns vs. Milwaukee 2010-2011: 2-0

2/2/11 at Phoenix: Suns 92, Bucks 77

3/4/11 at Milwaukee: Suns 102, Bucks 88

All-Time Series Results:

Suns vs. Bucks at Phoenix: 40-23

Suns vs. Bucks at Milwaukee: 24-39

Suns vs. Bucks overall: 64-62

Suns largest margin of victory: 28 (132-104, 3/25/92)

Suns high point total: 138 (11/24/85*)

Suns low point total: 83 (2/14/84)

Bucks largest margin of victory: 31 (126-95, 3/12/73)

Bucks high point total: 144 (2/22/70)

Bucks low point total: 77 (2/2/11)

	HOME	AWAY
Suns last win:	2/2/11 (92-77)	3/4/11 (102-88)
Suns last loss:	2/21/87 (115-107)	4/3/10 (107-98)
Streaks:	Won 23	Won one

Minnesota Timberwolves



**600 First Avenue North
Minneapolis, MN 55403
(612) 673-1600
Fax: (612) 673-8385
www.timberwolves.com**

2011-2012 vs. Suns:

March 1 at Phoenix
March 12 at Phoenix
April 9 at Minnesota

2010-2011 Finish:

17-65 (.207)
Fifth in Northwest Division

Playoffs:

Did not qualify

Owner	Glen Taylor
Chief Executive Officer	Rob Moor
President	Chris Wright
President of Basketball Operations	David Kahn
Head Coach	Rick Adelman
Assistant Coaches	Terry Porter, Jack Sikma, T.R. Dunn, Bill Bayno
Head Athletic Trainer	Gregg Farnam
Director of Public Relations	Mike Cristaldi
Communications Manager	Dan Bell
Home Court	Target Center (19,356, built in 1990)
Team Colors	Blue, Green, Silver
Radio	KFAN (1130 AM) Alan Horton
TV	FOX Sports North Tom Hanneman, Jim Petersen

2010-2011 Regular Season Stats – Suns vs. Timberwolves

PLAYER	G-GS	MIN	FG-FGA	PCT	3FG-FGA	PCT	FT-FTA	PCT	OFF	DEF	TOT	AST	PF-DQ	STL	TO	BLK	PTS	AVG
Richardson	1-1	35	11-23	.478	3-9	.333	4-7	.571	4	4	8	0	1-0	1	2	0	29	29.0
Hill	3-3	85	21-35	.600	4-10	.400	13-14	.929	2	10	12	13	4-0	2	5	1	59	19.7
Frye	3-3	104	19-39	.487	16-30	.533	0-0	—	0	18	18	4	7-0	3	0	2	54	18.0
Gortat (TOT)	3-2	92	21-32	.656	0-0	—	7-9	.778	6	25	31	2	12-0	1	7	4	49	16.3
Gortat (PHO)	2-2	68	15-25	.600	0-0	—	7-9	.778	4	20	24	1	7-0	1	6	1	37	18.5
Carter (TOT)	2-1	50	11-22	.500	5-10	.500	5-8	.625	0	8	8	8	6-0	2	4	1	32	16.0
Carter (PHO)	1-0	23	4-10	.400	1-5	.200	3-4	.750	0	4	4	1	3-0	0	0	1	12	12.0
Dudley	3-2	88	17-31	.548	9-13	.692	1-4	.250	5	8	13	5	5-0	8	2	0	44	14.7
Warrick	3-0	60	13-21	.619	0-2	.000	10-16	.625	1	8	9	6	4-0	0	7	0	36	12.0
Brooks (TOT)	4-0	89	16-41	.390	3-17	.176	9-9	1.000	2	1	3	15	8-1	3	8	0	44	11.0
Brooks (PHO)	2-0	44	10-19	.526	2-6	.333	2-2	1.000	1	2	11	1-0	1	6	0	0	24	12.0
Dragic	1-0	17	5-9	.556	1-1	1.000	0-0	—	2	0	2	5	3-0	1	2	0	11	11.0
Nash	3-3	88	7-12	.583	1-1	1.000	10-11	.909	0	7	7	44	0-0	2	10	1	25	8.3
Childress	2-0	48	7-10	.700	0-0	—	0-0	—	2	5	7	3	5-0	3	0	2	14	7.0
Lopez	2-1	30	4-12	.333	0-0	—	4-4	1.000	3	6	9	0	5-0	1	0	0	12	6.0
Dowdell	2-0	18	2-9	.222	1-2	.500	3-3	1.000	0	0	0	3	0-0	3	0	0	8	4.0
Barron	1-0	8	1-2	.500	0-0	—	0-0	—	1	2	3	0	2-0	0	1	0	2	2.0
Turkoglu	1-0	15	1-2	.500	0-0	—	0-0	—	1	1	2	1	1-0	0	2	0	2	2.0
Siler	2-0	14	1-4	.250	0-0	—	0-0	—	2	3	5	1	5-0	0	2	1	2	1.0
Pietrus (TOT)	1-0	3	0-2	.000	0-1	.000	0-0	—	0	0	0	0	1-0	0	0	0	0	0.0
SUNS	3	745	138-263	.525	38-79	.481	57-74	.770	28	97	125	98	53-0	26	46	9	371	123.7

PLAYER	G-GS	MIN	FG-FGA	PCT	3FG-FGA	PCT	FT-FTA	PCT	OFF	DEF	TOT	AST	PF-DQ	STL	TO	BLK	PTS	AVG
Love	1-1	38	7-15	.467	1-4	.250	8-9	.889	3	13	16	4	2-0	1	0	0	23	23.0
Beasley	3-3	106	28-55	.509	3-7	.429	8-9	.889	5	18	23	6	13-0	5	11	2	67	22.3
Brewer	1-0	28	9-18	.500	1-5	.200	1-1	1.000	1	2	3	3	3-0	1	1	0	20	20.0
Tolliver	2-2	82	12-19	.632	0-1	.000	8-10	.800	10	9	19	7	6-0	0	1	0	32	16.0
Randolph (TOT)	3-0	67	17-37	.459	0-0	—	11-15	.733	4	11	15	6	3-0	2	4	1	45	15.0
Randolph (MIN)	2-0	62	16-34	.471	0-0	—	11-13	.846	3	10	13	6	3-0	2	3	1	43	21.5
Johnson	3-3	95	16-36	.444	5-13	.385	4-4	1.000	0	8	8	7	5-0	3	4	4	41	13.7
Ridnour	3-3	112	18-34	.529	2-6	.333	0-0	—	1	15	16	22	8-0	5	10	1	38	12.7
Webster	3-0	87	12-19	.632	6-8	.750	1-2	.500	1	7	8	5	6-0	3	3	0	31	10.3
Milicic	2-2	45	9-18	.500	0-0	—	0-2	.000	3	4	7	3	2-0	3	4	3	18	9.0
Pekovic	3-1	37	8-11	.727	0-0	—	5-6	.833	2	3	5	1	4-0	3	2	0	21	7.0
Flynn	3-0	35	4-13	.308	2-6	.333	0-1	.000	1	1	2	7	1-0	1	4	0	10	3.3
Hayward	1-0	4	1-2	.500	1-1	1.000	0-0	—	0	0	0	0	1-0	0	0	0	3	3.0
Ellington	1-0	13	0-1	.000	0-0	—	0-0	—	0	2	2	0	0-0	0	2	0	0	0.0
TIMBERWOLVES	3	745	140-275	.509	21-51	.412	46-57	.807	30	92	122	71	54-0	27	47	11	347	115.7

Minnesota Timberwolves

Series Scores & Summary

Date	Site	Final	W/L	Date	Site	Final	W/L	Date	Site	Final	W/L	Date	Site	Final	W/L
12/29/89	Min	118-101	W	1/24/95	Min	100-85	W	1/23/01	Min	73-82	L	1/21/07	Phx	131-102	W
1/18/90	Phx	113-96	W	3/31/95	Phx	106-96	W	2/14/01	Phx	104-96	W	1/29/07	Min	112-121	L
3/10/90*	Min	101-98	W	12/1/95	Phx	111-105	W	4/6/01	Min	88-101	L	2/23/07	Phx	116-104	W
3/23/90	Phx	120-99	W	1/4/96	Phx	93-98	L	1/18/02*	Phx	103-100	W	3/20/07	Min	108-90	W
12/19/90	Phx	112-96	W	1/24/96	Min	101-91	W	2/13/02	Min	92-107	L	12/8/07	Min	93-100	L
1/7/91	Min	119-106	W	2/28/96	Min	117-93	W	3/8/02	Phx	81-76	W	1/18/08	Phx	115-95	W
3/10/91	Min	123-109	W	11/5/96	Phx	95-98	L	4/6/02	Min	104-108	L	1/23/08	Min	107-117	L
3/26/91	Phx	117-95	W	12/13/96	Min	105-108	L	12/30/02	Min	98-104	L	4/4/08	Phx	117-88	W
12/3/91	Min	101-95	W	2/16/97	Min	96-107	L	2/23/03	Min	97-99	L	11/26/08	Min	110-102	W
1/13/92	Phx	131-111	W	4/8/97	Phx	115-107	W	3/9/03	Phx	98-105	L	1/16/09	Phx	103-105	L
3/15/92	Min	118-113	W	11/18/97	Phx	90-108	L	4/5/03	Phx	111-94	W	4/11/09	Min	110-97	W
3/21/92	Phx	121-105	W	12/13/97	Min	101-112	L	12/3/03	Phx	79-92	L	11/1/09	Phx	120-112	W
11/14/92	Min	108-101	W	1/7/98	Min	92-77	W	1/25/04	Min	95-99	L	11/27/09	Min	120-95	W
1/27/93*	Min	117-116	W	3/25/98	Phx	97-99	L	2/17/04	Min	95-110	L	3/16/10	Phx	152-114	W
2/3/93	Phx	122-102	W	4/7/99	Phx	90-82	W	3/19/04	Phx	80-93	L	3/28/10	Min	111-105	W
4/14/93	Phx	98-84	W	4/28/99	Min	92-97	L	12/3/04	Phx	93-97	L	12/15/10	Phx	128-122	W
1/7/94	Min	110-103	W	5/5/99	Phx	100-96	W	1/4/05	Min	122-115	W	4/6/11	Min	108-98	W
2/9/94	Phx	111-106	W	11/13/99	Min	100-110	L	2/2/05	Min	108-79	W	4/11/11*	Phx	135-127	W
2/24/94	Min	120-101	W	2/10/00	Phx	101-85	W	4/1/05	Phx	107-98	W				
3/4/94	Phx	106-101	W	3/14/00	Phx	107-100	W	12/26/05	Min	103-89	W				
11/16/94	Phx	105-90	W	4/2/00	Min	87-86	W	2/6/06	Phx	101-103	L				
12/10/94	Min	103-89	W	1/7/01	Phx	88-108	L	3/11/06	Phx	110-102	W				

*Overtime

Suns Players Career Statistics vs. Timberwolves

PLAYER	G-GS	MIN	FG-FGA	PCT	3FG-FGA	PCT	FT-FTA	PCT	OFF	DEF	TOT	AST	PF-DQ	STL	TO	BLK	PTS	AVG	HI
Hill	29-28	968	195-366	.533	10-25	.400	153-179	.855	27	140	167	128	64-1	35	76	14	553	19.1	40
Nash	50-45	1577	272-544	.500	67-176	.381	137-144	.951	27	140	167	467	69-1	30	140	2	748	15.0	31
Warrick	20-5	439	81-163	.497	0-9	.000	54-78	.692	30	67	97	20	36-0	8	26	9	216	10.8	22
Frye	18-7	444	70-146	.479	33-62	.532	18-22	.818	18	75	93	15	49-1	14	8	15	191	10.6	33
Childress	10-2	281	40-77	.519	2-8	.250	17-22	.773	16	30	46	19	15-0	8	9	7	99	9.9	16
Dudley	11-2	273	40-80	.500	18-32	.563	10-13	.769	9	20	29	15	12-0	15	8	2	108	8.8	26
Gortat	7-2	130	26-45	.578	0-1	.000	9-11	.818	12	30	42	3	17-0	2	9	7	61	8.7	20
Lopez	6-2	98	15-32	.469	0-0	—	10-11	.909	13	24	37	2	15-0	2	5	3	40	6.7	12

Series Highlights & Top Performances

The Suns won the first 25 games in the series and have won 19 of the last 24 matchups, including a sweep of the series the past two seasons... April 11, 2011, **Channing Frye** scored a career-high 33 points and tied a franchise record with nine three-point field goals... The Wolves' 121-112 win on January 29, 2007 snapped the Suns' franchise-record 17-game win streak... The 73 points scored by the Suns on January 23, 2001 was the team-low in the series... Minnesota claimed its first-ever series win January 4, 1996 with a 98-93 road victory... December 13, 1996, the Wolves won for the first time at home, 108-105... January 27, 1993 in Minnesota, **Charles Barkley** grabbed a series-high 24 rebounds... January 18, 1990 in Phoenix, **Kevin Johnson** dished out a series-best 17 assists.

By The Numbers:

Suns vs. Minnesota 2010-2011: 3-0

12/15/10 at Phoenix: Suns 128, Wolves 122

4/6/11 at Minnesota: Suns 108, Wolves 98

4/11/11 at Phoenix: Suns 135, Wolves 127 ot

All-Time Series Results:

Suns vs. Wolves at Phoenix: 32-11

Suns vs. Wolves at Minnesota: 25-16

Suns vs. Wolves overall: 57-27

Suns largest margin of victory: 38 (152-114, 3/16/10)

Suns high point total: 152 (3/16/10)

Suns low point total: 73 (1/23/01)

Wolves largest margin of victory: 20 (108-88, 1/7/01)

Wolves high point total: 127 (4/11/11*)

Wolves low point total: 76 (3/8/02)

HOME

AWAY

Suns last win: 4/11/11 (135-127*)

4/6/11 (108-98)

Suns last loss: 1/16/09 (105-103)

1/23/08 (117-107)

Streaks: Won four

Won five



New Jersey Nets



**390 Murray Hill Parkway
East Rutherford, NJ 07073
(201) 935-8888
Fax: (201) 935-1088
www.njnets.com**

Principal Owner Mikhail Prokhorov
General Manager Billy King
Head Coach Avery Johnson
Assistant Coaches P.J. Carlesimo, Mario Etie, Popeye Jones, Tom Barrise
Head Athletic Trainer Tim Walsh
Vice President, Public Relations Gary Sussman
Senior Director, Public Relations Aaron Harris
Manager, Public Relations Patrick Rees
Home Court Prudential Center (18,711)
Team Colors Red, Blue, Silver
Radio WFAN (660 AM) Chris Carrino, Tim Capstraw
TV YES Network
 Ian Eagle, Mike Fratello, Ryan Ruocco, Jim Spanakel

2011-2012 vs. Suns:

January 13 at Phoenix

2010-2011 Finish:

24-58 (.293)

Fourth in Atlantic Division

Playoffs:

Did not qualify

2010-2011 Regular Season Stats – Suns vs. Nets

PLAYER	G-GS	MIN	FG-FGA	PCT	3FG-FGA	PCT	FT-FTA	PCT	OFF	DEF	TOT	AST	PF-DQ	STL	TO	BLK	PTS	AVG
Nash	2-2	82	9-30	.300	0-3	.000	15-15	1.000	1	12	13	31	4-0	1	6	0	33	16.5
Carter (TOT)	4-4	140	21-51	.412	8-22	.364	10-12	.833	3	13	16	9	8-0	2	7	0	60	15.0
Carter (PHO)	2-2	71	11-30	.367	5-15	.333	1-2	.500	3	6	9	3	4-0	2	2	0	28	14.0
Frye	2-2	73	10-21	.476	3-7	.429	5-6	.833	1	14	15	0	9-0	1	5	2	28	14.0
Dudley	2-0	59	7-13	.538	3-6	.500	8-11	.727	3	6	9	6	4-0	4	4	0	25	12.5
Lopez	2-2	44	11-16	.688	0-0	—	3-4	.750	1	5	6	0	6-0	1	2	0	25	12.5
Pietrus (TOT)	3-0	64	12-23	.522	10-15	.667	0-0	—	1	6	7	1	0-0	2	2	0	34	11.3
Pietrus (PHO)	1-0	21	5-10	.500	3-5	.600	0-0	—	1	1	2	0	0-0	1	0	0	13	13.0
Warrick	2-0	37	8-14	.571	0-0	—	6-6	1.000	2	9	11	3	2-0	2	3	0	22	11.0
Dragic	1-0	29	2-5	.400	0-1	.000	5-7	.714	1	4	5	4	1-0	0	1	0	9	9.0
Brooks (PHO)	1-0	14	3-8	.375	2-3	.667	0-0	—	0	0	0	4	0-0	0	0	0	8	8.0
Gortat (TOT)	4-0	81	14-24	.583	0-0	—	4-5	.800	7	13	20	1	3-0	2	1	3	32	8.0
Gortat (PHO)	2-0	50	11-17	.647	0-0	—	3-4	.750	2	9	11	0	2-0	2	1	2	25	12.5
Hill	1-1	29	2-6	.333	0-1	.000	0-0	—	0	4	4	1	2-0	2	3	1	4	4.0
Childress	1-1	21	1-4	.250	0-3	.000	0-0	—	2	2	4	1	1-0	0	2	0	2	2.0
SUNS	2	530	80-174	.460	16-44	.364	46-55	.836	17	72	89	53	35-0	14	31	5	222	111.0

PLAYER	G-GS	MIN	FG-FGA	PCT	3FG-FGA	PCT	FT-FTA	PCT	OFF	DEF	TOT	AST	PF-DQ	STL	TO	BLK	PTS	AVG
Lopez	2-2	76	19-36	.528	0-0	—	6-7	.857	5	13	18	3	4-0	0	5	0	44	22.0
Morrow	1-1	46	6-16	.375	5-10	.500	5-5	1.000	0	3	3	2	3-0	0	2	0	22	22.0
Humphries	2-1	74	14-26	.538	0-0	—	4-6	.667	4	17	21	3	7-0	1	3	4	32	16.0
Harris	1-1	39	5-12	.417	1-4	.250	4-6	.667	0	1	1	15	6-1	3	5	0	15	15.0
D. Williams (TOT)	4-4	158	18-56	.321	6-18	.333	14-15	.933	3	20	23	49	16-0	6	17	2	56	14.0
D. Williams (NJ)	1-1	38	5-14	.357	1-5	.200	2-2	1.000	1	4	5	18	4-0	1	6	0	13	13.0
Farmer	1-0	26	4-8	.500	2-6	.333	2-2	1.000	0	2	2	6	4-0	1	2	0	12	12.0
Favors	1-1	18	5-8	.625	0-0	—	2-3	.667	2	0	2	0	2-0	1	0	0	12	12.0
Vujacic (TOT)	3-0	74	10-22	.455	7-13	.538	0-0	—	1	8	9	9	9-0	4	4	0	27	9.0
Vujacic (NJ)	2-0	63	9-19	.474	6-11	.545	0-0	—	1	8	9	9	6-0	3	2	0	24	12.0
Outlaw	2-1	58	7-20	.350	0-9	.000	1-3	.333	1	12	13	3	3-0	2	0	0	15	7.5
James	1-1	26	3-4	.750	0-0	—	0-0	—	0	8	8	0	4-0	3	1	1	6	6.0
Ross	1-0	17	3-5	.600	0-1	.000	0-0	—	0	0	0	1	3-0	0	0	0	6	6.0
Wright (TOT)	2-0	29	6-8	.750	0-0	—	0-3	.000	1	2	3	2	0-0	2	1	2	12	6.0
Petro	2-0	21	2-5	.400	0-0	—	2-2	1.000	2	0	2	0	4-0	1	1	0	6	3.0
Uzoah	1-0	15	1-2	.500	0-0	—	1-2	.500	0	0	0	3	2-0	1	0	3	3.0	
Graham	1-1	14	1-2	.500	0-0	—	0-0	—	0	4	4	1	4-0	0	2	0	2	2.0
NETS	2	530	84-177	.475	15-46	.326	29-38	.763	16	72	88	64	56-1	16	32	5	212	106.0

New Jersey Nets

Series Scores & Summary

Date	Site	Final	W/L	Date	Site	Final	W/L	Date	Site	Final	W/L	Date	Site	Final	W/L
11/19/76	Phx	88-90	L	11/23/83	Phx	108-110	L	3/13/93	Phx	93-124	L	12/6/03	N.J.	88-99	L
12/1/76	N.J.	106-96	W	3/14/84	N.J.	102-108	L	12/3/93	N.J.	104-103	W	3/3/04	Phx	87-74	W
3/11/77	N.J.	73-82	L	11/14/84	Phx	98-86	W	3/19/94	Phx	105-93	W	11/6/04	N.J.	112-80	W
4/10/77	Phx	128-104	W	1/4/85	N.J.	98-105	L	11/27/94	Phx	115-110	W	1/23/05	Phx	113-105	W
1/4/78	N.J.	83-115	L	11/22/85	Phx	96-104	L	12/8/94	N.J.	133-106	W	11/25/05	Phx	92-81	W
1/29/78	Phx	131-100	W	3/9/86	N.J.	111-115	L	2/8/96	Phx	107-102	W	3/27/06	N.J.	72-110	L
3/15/78	N.J.	98-117	L	11/19/86	Phx	111-101	W	3/12/96	N.J.	98-88	W	11/24/06	Phx	99-93	W
4/10/78	Phx	120-109	W	1/21/87	N.J.	114-120	L	11/27/96	Phx	99-77	W	12/7/06**	N.J.	161-157	W
1/7/79	N.J.	112-117	L	11/27/87	Phx	113-107	W	1/30/97	N.J.	101-113	L	1/20/08	Phx	116-92	W
1/28/79	Phx	114-117	L	1/18/88	N.J.	113-117	L	11/26/97	Phx	111-99	W	3/29/08	N.J.	110-104	W
2/21/79	N.J.	112-123	L	11/23/88	Phx	129-133	L	2/5/98	N.J.	94-106	L	11/4/08	N.J.	114-86	W
12/5/79	N.J.	100-115	L	12/30/88	N.J.	116-109	W	11/10/99	N.J.	104-89	W	11/30/08	Phx	109-117	L
2/17/80	Phx	128-98	W	1/30/90	Phx	120-95	W	11/27/99	Phx	129-90	W	1/20/10	Phx	118-94	W
12/5/80	Phx	88-90	L	3/30/90	N.J.	126-119	W	11/22/00	Phx	97-85	W	3/31/10	N.J.	116-105	W
1/9/81	N.J.	112-95	W	11/23/90	Phx	114-116	L	12/8/00	N.J.	84-86	L	1/12/11*	Phx	118-109	W
1/22/82	Phx	97-99	L	12/7/90	N.J.	129-110	W	12/5/01	N.J.	87-106	L	2/28/11*	N.J.	104-103	W
3/10/82	N.J.	105-113	L	1/22/92	N.J.	104-106	L	3/6/02	Phx	89-87	W				
11/26/82	Phx	110-99	W	1/29/92	Phx	128-95	W	11/27/02	Phx	82-75	W				
1/6/83	N.J.	93-94	L	12/8/92	N.J.	105-100	W	12/9/02	N.J.	93-106	L				

*Overtime ** Double Overtime

Suns Players Career Statistics vs. Nets

PLAYER	G-GS	MIN	FG-FGA	PCT	3FG-FGA	PCT	FT-FTA	PCT	OFF	DEF	TOT	AST	PF-DQ	STL	TO	BLK	PTS	AVG	HI
Hill	32-30	1120	225-435	.517	3-18	.167	135-170	.794	29	183	212	185	72-0	33	92	13	588	18.4	32
Nash	29-23	927	164-319	.514	47-84	.560	83-90	.922	14	72	86	245	51-0	22	77	2	458	15.8	42
Frye	15-7	412	65-133	.489	3-14	.214	41-51	.804	17	58	75	15	44-1	8	24	9	174	11.6	21
Warrick	14-3	309	54-112	.482	0-2	.000	40-52	.769	14	41	55	14	27-0	3	24	3	148	10.6	25
Childress	13-1	396	46-83	.554	5-18	.278	33-40	.825	20	45	65	23	25-0	10	17	9	130	10.0	23
Lopez	5-3	105	21-31	.677	0-0	—	7-11	.636	5	11	16	0	12-0	2	4	6	49	9.8	20
Dudley	7-0	161	20-35	.571	7-12	.583	18-22	.818	14	17	31	12	9-0	9	8	1	65	9.3	15
Gortat	10-0	162	23-37	.622	0-0	—	5-8	.625	14	27	41	2	14-0	3	5	7	51	5.1	17

Series Highlights & Top Performances

The Suns have swept the past two season series and have won 26 of the last 34 meetings, including 16 of the last 17 games at US Airways Center... Jan. 12, 2011, Steve Nash became the NBA's all-time career free-throw percentage leader for the first time, surpassing Mark Price... The Suns won a series-record 14 consecutive home games from March 19, 1994 to January 20, 2008... December 7, 2006, Phoenix tallied a double-overtime win, 161-157, at New Jersey in an "instant classic" that featured 21 ties and 34 lead changes and a battle of point guards, Steve Nash (42 points, 13 assists) and Jason Kidd (38 points, 13 assists)... March 3, 2004, Phoenix held the Nets to an opponent series-low 74 points en route to an 87-74 win in the Valley of the Sun... Phoenix recorded a season-best 57 rebounds in 82-75 victory on November 27, 2002... Phoenix shot .636 from the field on November 27, 1999, the second highest shooting effort ever at USAC... The victory was the first of the season for Phoenix and first ever for then head coach **Danny Ainge**, snapping the club's record 13-game losing streak... January 4, 1978 in New Jersey, Nets forward **Bernard King** scored a series-high 44 points... In the first-ever meeting between the teams, November 19, 1976, Suns forward **Curtis Perry** grabbed a series-best 19 rebounds.

By The Numbers:

Suns vs. New Jersey 2010-2011: 2-0

1/12/11 at Phoenix: Suns 118, Nets 109 ot

2/28/11 at New Jersey: Suns 104, Nets 103 ot

All-Time Series Results:

Suns vs. Nets at Phoenix: 26-10

Suns vs. Nets at New Jersey: 16-21

Suns vs. Nets overall: 42-31

Suns largest margin of victory: 39 (129-90, 11/27/99)

Suns high point total: 161 (12/7/06**)

Suns low point total: 72 (3/27/06)

Nets largest margin of victory: 38 (110-72, 3/27/06)

Nets high point total: 157 (12/7/06**)

Nets low point total: 74 (3/3/04)

	HOME	AWAY
Suns last win:	1/12/11 (118-109*)	2/28/11 (104-103*)
Suns last loss:	11/30/08 (117-109)	3/27/06 (110-72)

Streaks: Won two Won five

New Orleans Hornets



1250 Poydras, 19th floor
 New Orleans, LA 70113
 (504) 593-4700
 Fax: (504) 593-4702
 www.hornets.com

2011-2012 vs. Suns:

December 26 at Phoenix
 December 30 at New Orleans
 February 1 at New Orleans
 April 1 at Phoenix

2010-2011 Finish:

46-36 (.561)
 T-Third in Southwest Division

Playoffs:

Lost to L.A. Lakers 4-2

Governor and Chairman	Jack Sperling
President	Hugh Weber
General Manager	Dell Demps
Head Coach	Monty Williams
Assistant Coaches	Randy Ayers, James Borrego, Dave Hanners, Bryan Gates, Fred Vinson
Head Athletic Trainer	Jon Ishop
Vice President of Communications	Harold Kaufman
Director of Basketball Communications	Dennis Rogers
Home Court	New Orleans Arena (17,188, built in 1999)
Team Colors	Creole Blue, Purple, Mardis Gras Gold
Radio	WKSY (106.1 FM) Sean Kelley, Gerry Vaillancourt
TV	Cox Sports Television (Cable) Bob Licht, Gil McGregor, Victor Howell

2010-2011 Regular Season Stats – Suns vs. Hornets

PLAYER	G-GS	MIN	FG-FGA	PCT	3FG-FGA	PCT	FT-FTA	PCT	OFF	DEF	TOT	AST	PF-DQ	STL	TO	BLK	PTS	AVG
Gortat (PHO)	4-1	115	26-41	.634	0-0	—	18-18	1.000	8	27	35	3	8-0	0	5	5	70	17.5
Dudley	4-1	135	22-36	.611	10-15	.667	15-22	.682	8	19	27	6	7-0	3	3	1	69	17.3
Hill	4-4	123	25-46	.543	7-12	.583	7-9	.778	3	12	15	14	12-0	1	12	3	64	16.0
Brooks (TOT)	5-2	102	22-43	.512	7-21	.333	8-11	.727	2	4	6	17	10-0	2	4	1	59	11.8
Brooks (PHO)	3-1	59	11-23	.478	4-12	.333	6-9	.667	2	1	3	13	4-0	1	3	0	32	10.7
Carter (PHO)	4-3	101	17-39	.436	7-18	.389	6-6	1.000	0	10	10	7	9-0	6	2	1	47	11.8
Frye	3-3	116	13-30	.433	7-16	.438	1-2	.500	3	18	21	9	8-0	2	4	6	34	11.3
Nash	3-3	104	7-26	.269	2-11	.182	5-5	1.000	1	9	10	33	3-0	2	12	0	21	7.0
Dowdell	2-0	31	6-13	.462	1-1	1.000	0-0	—	0	1	1	5	7-0	1	1	0	13	6.5
Warrick	4-1	59	6-18	.333	0-0	—	5-6	.833	2	7	9	2	8-0	0	8	0	17	4.3
Pietrus (PHO)	2-0	29	3-13	.231	2-9	.222	0-0	—	0	3	3	0	2-0	1	0	0	8	4.0
Lopez	4-2	39	3-9	.333	0-0	—	5-5	1.000	4	8	12	0	9-0	1	5	4	11	2.8
Childress	3-0	41	4-8	.500	0-0	—	0-1	.000	1	4	5	1	2-0	0	2	2	8	2.7
Siler	2-0	7	1-1	1.000	0-0	—	0-0	—	1	0	1	0	1-0	0	0	0	2	1.0
SUNS	4	960	144-303	.475	40-94	.426	68-83	.819	33	119	152	93	80-0	18	62	22	396	99.0

PLAYER	G-GS	MIN	FG-FGA	PCT	3FG-FGA	PCT	FT-FTA	PCT	OFF	DEF	TOT	AST	PF-DQ	STL	TO	BLK	PTS	AVG
Paul	4-4	148	29-54	.537	5-12	.417	18-21	.857	2	16	18	40	11-0	6	5	0	81	20.3
Green	4-0	109	24-42	.571	9-16	.563	9-12	.750	1	6	7	8	10-0	2	5	2	66	16.5
West	2-2	64	14-27	.519	0-0	—	5-6	.833	3	13	16	7	9-0	1	3	0	33	16.5
Landry (TOT)	6-3	189	37-73	.507	0-0	—	21-27	.778	24	21	45	5	12-0	6	10	2	95	15.8
Landry (NO)	3-2	80	20-33	.606	0-0	—	4-5	.800	7	5	12	1	5-0	3	5	2	44	14.7
Ariza	4-4	156	26-57	.456	5-16	.313	4-4	1.000	6	20	26	8	9-0	7	3	3	61	15.3
Okafor	4-4	121	17-33	.515	0-0	—	8-13	.615	17	18	35	1	10-0	2	9	6	42	10.5
Thornton	1-0	23	3-11	.273	1-3	.333	3-5	.600	0	10	10	4	2-0	0	0	0	10	10.0
Jack (NO)	4-0	74	10-26	.385	2-4	.500	5-7	.714	0	8	8	14	2-0	2	2	0	27	6.8
Andersen (NO)	2-0	26	4-9	.444	0-0	—	2-2	1.000	1	5	6	0	2-0	0	3	0	10	5.0
Belinelli	4-4	59	7-24	.292	3-9	.333	0-0	—	0	3	3	3	10-0	2	4	1	17	4.3
Smith	3-0	38	5-13	.385	0-0	—	0-0	—	1	4	5	0	4-0	1	1	2	10	3.3
Pondexter	4-0	28	4-7	.571	2-3	.667	0-0	—	1	0	1	1	2-0	1	2	1	10	2.5
Gray	3-0	30	3-5	.600	0-0	—	0-3	.000	4	11	15	1	3-0	0	2	1	6	2.0
Ewing	1-0	1	0-0	—	0-0	—	0-0	—	0	1	1	0	0-0	0	0	0	0	0.0
Mbenga	1-0	2	0-1	.000	0-0	—	0-0	—	0	0	0	0	0-0	0	0	0	0	0.0
HORNETS	4	960	166-342	.485	27-63	.429	58-78	.744	43	120	163	88	79-0	27	46	18	417	104.3

New Orleans Hornets

Series Scores & Summary

Date	Site	Final	W/L	Date	Site	Final	W/L	Date	Site	Final	W/L	Date	Site	Final	W/L
1/19/89	Char#	126-112	W	3/16/95	Char	108-105	W	3/1/03	Phx	92-97	L	1/5/08	Phx	113-118	L
1/24/89	Phx	106-103	W	12/12/95	Phx	100-115	L	12/11/03	Phx	101-111	L	2/6/08**	Phx	130-132	L
1/15/90*	Phx	118-108	W	3/17/96	Char	102-103	L	3/26/04	N.O.	99-94	W	2/27/08	N.O.	103-120	L
1/25/90	Char	124-97	W	1/10/97	Phx	102-90	W	11/17/04	N.O.	95-84	W	10/30/08	Phx	95-108	L
3/21/90*	Phx	114-115	L	2/19/97	Char	115-123	L	11/26/04	Phx	95-86	W	12/3/08	N.O.	91-104	L
3/29/90	Char	105-92	W	1/27/98**	Char	113-120	L	12/29/04	N.O.	107-96	W	4/8/09	N.O.	105-100	W
2/25/91	Phx	128-108	W	2/20/98	Phx	115-99	W	4/12/05	Phx	99-85	W	11/11/09	Phx	124-104	W
3/4/91	Char	126-93	W	3/17/99	Char	111-119	L	12/12/05	Phx	87-91	L	11/19/09	N.O.	103-110	L
11/29/91	Phx	131-111	W	1/4/00	Phx	86-80	W	12/16/05	N.O.+	101-88	W	2/1/10	N.O.	109-100	W
1/4/92	Char	108-113	L	1/29/00	Char	79-100	L	3/6/06	N.O.%	101-88	W	3/14/10	Phx	120-106	W
12/1/92	Phx	109-90	W	2/4/01	Phx	85-82	W	4/17/06	Phx	115-78	W	1/30/11	Phx	104-102	W
12/9/92	Char	110-101	W	4/4/01	Char	103-94	W	11/22/06	Phx	92-83	W	3/16/11	N.O.	95-100	L
1/11/94	Phx	93-95	L	3/8/02	Phx	82-88	L	3/9/07	Phx	104-103	W	3/25/11	Phx	100-106	L
3/8/94	Char	89-97	L	3/16/02	Char	76-87	L	4/6/07	N.O.%	103-95	W	4/8/11	N.O.	97-109	L
2/26/95	Phx	103-92	W	1/20/03	N.O.	102-114	L	12/15/07	N.O.	98-101	L				

*Overtime **Double Overtime # Charlotte Hornets +Baton Rouge % Oklahoma City

Suns Players Career Statistics vs. Hornets

PLAYER	G-6S	MIN	FG-FGA	PCT	3FG-FGA	PCT	FT-FTA	PCT	OFF	DEF	TOT	AST	PF-DQ	STL	TO	BLK	PTS	AVG	HI
Hill	44-43	1515	272-561	.485	11-33	.333	182-233	.781	51	214	265	192	97-0	65	122	25	737	16.8	30
Nash	36-31	1147	191-382	.500	49-129	.380	81-96	.844	19	86	105	314	61-0	27	109	2	512	14.2	32
Dudley	11-2	305	46-83	.554	25-37	.676	24-33	.727	16	33	49	18	19-0	11	6	1	141	12.8	25
Frye	17-9	447	69-161	.429	14-41	.341	17-19	.895	23	82	105	32	52-1	11	15	14	169	9.9	20
Gortat	8-1	156	29-48	.604	0-0	—	18-18	1.000	13	38	51	5	12-0	0	5	6	76	9.5	25
Warrick	20-3	390	67-136	.493	3-4	.750	44-61	.721	18	63	81	10	44-0	6	32	13	181	9.1	22
Childress	10-2	235	25-51	.490	4-7	.571	13-19	.684	15	24	39	10	17-0	5	8	2	67	6.7	19
Lopez	9-6	120	16-29	.552	0-0	—	9-10	.900	9	17	26	2	20-0	1	9	7	41	4.6	18

Series Highlights & Top Performances

Phoenix has won 16 of the last 27 games overall... January 30, 2011, **Marcin Gortat** scored a career-high 25 points... March 21, 1990 in Phoenix, **Kevin Johnson** tallied a series-best 20 assists... Despite KJ's explosion, the Hornets escaped with their first-ever victory over the Suns, 115-114, in overtime... January 15, 1990 in Phoenix, **Tom Chambers** poured in a Suns series-best 40 points in the Suns' 118-108 overtime win... January 27, 1998, **Glen Rice** hit a series-high 42 points, in the Hornets double-overtime victory over Phoenix (120-113)... **Alonzo Mourning** also blocked a series-high five shots on February 26, 1995, but Phoenix earned a 103-92 home win.

By The Numbers:

Suns vs. Hornets 2010-2011: 1-3

1/30/11 at Phoenix: Suns 104, Hornets 102

3/16/11 at New Orleans: Hornets 100, Suns 95

3/25/11 at Phoenix: Hornets 106, Suns 100

4/8/11 at New Orleans: Hornets 109, Suns 97

Suns largest margin of victory: 37 (115-78, 4/17/06)

Suns high point total: 131 (11/29/91)

Suns low point total: 76 (3/16/02)

Hornets largest margin of victory: 21 (100-79, 1/29/00)

Hornets high point total: 132 (2/6/08**)

Hornets low point total: 80 (1/4/00)

All-Time Series Results:

Suns vs. Hornets at Phoenix: 18-11

Suns vs. Hornets on road: 15-15

Suns vs. Hornets overall: 33-26

HOME

Suns last win: 1/30/11 (104-102)

Suns last loss: 3/25/11 (106-100)

Streaks:

Lost one

AWAY

2/1/10 (109-100)

4/8/11 (109-97)

Lost two

New York Knicks



Madison Square Garden
Two Pennsylvania Plaza
New York, NY 10121-0091
(212) 465-6471
Fax: (212) 465-6498
www.nyknicks.com

2011-2012 vs. Suns:

January 18 at New York

2010-2011 Finish:

42-40 (.512)

Second in Atlantic Division

Playoffs:

Lost to Boston 4-0

Chairman & NBA Governor	James L. Dolan
Senior VP, Basketball Operations	Glen Grunwald
Head Coach	Mike D'Antoni
Assistant Coaches	Herb Williams, Phil Weber, Dan D'Antoni, Kenny Atkinson, Mike Woodson
Head Athletic Trainer	Roger Hinds
Vice President, Public Relations	Jonathan Supranowitz
Coordinator, Media Relations	Gregg Schwartz
Home Court	Madison Square Garden (19,763, built in 1968)
Team Colors	Orange, White, Blue
Radio	ESPN Radio (1050 AM) Mike Crispino, John Andarieste WADO (1280 AM Spanish) Alfredo Bejar, Juan Antonio Cains, Clemson Smith-Muniz
TV	MSG Network (Cable) Mike Breen, Walt Frazier

2010-2011 Regular Season Stats – Suns vs. Knicks

PLAYER	G-GS	MIN	FG-FGA	PCT	3FG-FGA	PCT	FT-FTA	PCT	OFF	DEF	TOT	AST	PF-DQ	STL	TO	BLK	PTS	AVG
Carter (PHO)	2-2	72	18-33	.545	6-11	.545	6-6	1.000	2	14	16	4	5-0	1	2	0	48	24.0
Hill	2-2	67	9-24	.375	2-4	.500	15-18	.833	1	8	9	4	4-0	2	3	1	35	17.5
Nash	2-2	65	9-19	.474	3-6	.500	8-8	1.000	1	9	10	20	2-0	2	8	0	29	14.5
Frye	2-1	53	11-25	.440	2-7	.286	2-2	1.000	3	5	8	3	6-0	1	4	1	26	13.0
Brooks (TOT)	1-0	24	5-15	.333	2-7	.286	0-0	—	0	1	1	0	4-0	1	2	0	12	12.0
Dragic	2-0	35	8-18	.444	2-5	.400	6-7	.857	1	0	1	3	4-0	3	1	0	24	12.0
Dudley	2-0	61	7-16	.438	1-7	.143	4-6	.667	3	7	10	3	0-0	1	2	0	19	9.5
Warrick	2-0	31	6-10	.600	0-0	—	6-10	.600	3	5	8	0	3-0	0	1	0	18	9.0
Lopez	2-1	23	7-12	.583	0-0	—	0-0	—	0	2	2	1	4-0	1	1	2	14	7.0
Childress	1-1	12	1-1	1.000	0-0	—	1-2	.500	0	5	5	0	0-0	0	1	0	3	3.0
Gortat (PHO)	2-0	32	3-10	.300	0-0	—	0-0	—	4	8	12	2	6-0	1	2	1	6	3.0
Pietrus (PHO)	1-1	29	1-5	.200	1-5	.200	0-0	—	0	1	1	1	3-0	0	0	0	3	3.0
SUNS	2	480	80-173	.462	17-45	.378	48-59	.814	18	64	82	41	37-0	12	26	5	225	112.5

PLAYER	G-GS	MIN	FG-FGA	PCT	3FG-FGA	PCT	FT-FTA	PCT	OFF	DEF	TOT	AST	PF-DQ	STL	TO	BLK	PTS	AVG
Stoudemire	2-2	66	24-43	.558	0-1	.000	16-18	.889	5	10	15	3	8-0	0	5	3	64	32.0
Chandler	2-2	60	17-36	.472	3-13	.231	2-4	.500	5	6	11	2	2-0	1	0	1	39	19.5
Gallinari	1-1	31	4-7	.571	1-3	.333	8-9	.889	1	3	4	1	2-0	2	1	1	17	17.0
Anthony (TOT)	3-3	73	17-37	.459	2-7	.286	14-18	.778	8	27	35	3	4-0	1	7	1	50	16.7
Billups (TOT)	3-3	92	13-33	.394	6-13	.462	14-15	.933	0	7	7	17	5-0	4	3	0	46	15.3
Felton	2-2	77	11-33	.333	6-14	.429	2-2	1.000	3	10	13	24	4-0	3	10	0	30	15.0
FIELDS	2-2	66	10-13	.769	5-6	.833	0-0	—	2	17	19	4	5-0	2	4	0	25	12.5
Sha. Williams	2-0	51	8-19	.421	4-12	.333	1-1	1.000	2	9	11	4	8-1	3	0	4	21	10.5
Douglas	2-1	38	7-16	.438	4-8	.500	0-2	.000	1	2	3	6	9-0	1	2	0	18	9.0
Walker	2-0	38	6-8	.750	5-6	.833	0-1	.000	0	14	14	3	3-0	0	5	1	17	8.5
She. Williams (T)	3-2	42	8-16	.500	0-0	—	8-11	.727	8	11	19	1	7-0	1	3	3	24	8.0
Brown (TOT)	1-0	22	2-4	.500	0-0	—	2-5	.400	1	3	4	2	2-0	1	1	1	6	6.0
Turiaf	1-0	13	1-2	.500	0-0	—	3-4	.750	2	1	3	1	4-0	0	1	0	5	5.0
Carter (TOT)	1-0	5	1-2	.500	0-1	.000	0-0	—	0	0	0	0	0-0	0	1	2	2	2.0
Mozgov	1-0	4	1-2	.500	0-0	—	0-0	—	1	0	1	0	1-0	0	0	0	2	2.0
Randolph	1-0	5	1-3	.333	0-0	—	0-2	.000	1	1	2	0	0-0	0	1	0	2	2.0
Rautins	1-0	5	1-1	1.000	0-0	—	0-0	—	0	0	0	1	0-0	0	0	0	2	2.0
Mason	1-0	7	0-1	.000	0-1	.000	0-0	—	1	0	1	0	0-0	0	0	0	0	0.0
KNICKS	2	480	91-184	.495	28-64	.438	32-43	.744	24	73	97	49	46-1	12	29	10	242	121.0

New York Knicks

Series Scores & Summary

Date	Site	Final	%	Date	Site	Final	%	Date	Site	Final	%	Date	Site	Final	%
10/24/68	Phx	109-92	W	12/19/72	Phx	117-84	W	10/31/78	Phx	120-108	W	3/7/89	N.Y.	119-124	L
12/10/68	N.Y.	106-111	L	1/16/73	Phx	101-102	L	1/2/79	N.Y.	114-102	W	12/2/89	Phx	112-122	L
1/9/69	Phx	120-134	L	3/13/73	N.Y.	111-115	L	1/26/79	Phx	108-107	W	1/2/90	N.Y.	113-99	W
2/2/69	N.Y.	105-112	L	12/11/73	N.Y.	97-105	L	2/20/79	N.Y.	117-107	W	1/26/91	Phx	112-94	W
3/7/69	N.Y.	87-119	L	1/19/74	Phx	112-89	W	12/4/79	N.Y.	114-118	L	3/5/91	N.Y.	107-102	W
3/21/69	Phx	104-139	L	2/5/74	N.Y.	90-106	L	1/23/80	Phx	109-119	L	1/5/92*	N.Y.	104-108	L
10/21/69	N.Y.	116-140	L	3/20/74*	Phx	104-106	L	1/26/81	N.Y.	99-94	W	2/24/92	Phx	104-95	W
11/4/69	Phx	99-116	L	1/2/75	N.Y.	113-117	L	2/15/81	Phx	101-115	L	1/18/93	N.Y.	103-106	L
11/22/69	N.Y.	114-128	L	1/11/75	Phx	113-107	W	1/14/82	Phx	90-89	W	3/23/93	Phx	121-92	W
12/28/69	Phx	116-135	L	3/11/75	N.Y.	98-103	L	2/19/82	N.Y.	104-90	W	1/25/94	N.Y.	96-98	L
1/12/70 Salt Lake	114-130	L		3/19/75	Phx	96-101	L	1/4/83	N.Y.	97-85	W	2/27/94	Phx	92-78	W
2/24/70	N.Y.	105-121	L	11/11/75	Phx	112-81	W	4/2/83	Phx	115-108	W	12/16/94	Phx	106-85	W
11/17/70	N.Y.	100-103	L	12/30/75	N.Y.	88-114	L	12/8/83	Phx	120-97	W	1/29/95	N.Y.	88-107	L
12/20/70	Phx	118-133	L	1/11/76	Phx	98-99	L	3/13/84	N.Y.	96-117	L	11/7/95	N.Y.	102-94	W
1/14/71	Phx	107-88	W	3/30/76	N.Y.	113-97	W	1/30/85	Phx	110-93	W	2/25/96	Phx	113-105	W
2/13/71	N.Y.	97-114	L	12/11/76	N.Y.	96-112	L	3/12/85	N.Y.	123-119	W	1/18/97	Phx	105-98	W
3/8/71	Phx	123-131	L	1/8/77	N.Y.	95-102	L	11/12/85	N.Y.	93-103	L	2/18/97	N.Y.	94-95	L
11/16/71	N.Y.	111-112	L	1/19/77	Phx	97-90	W	1/31/86	Phx	112-117	L	11/6/97	Phx	75-105	L
12/14/71	N.Y.	110-100	W	3/16/77	Phx	124-91	W	11/11/86	N.Y.	105-111	L	11/29/97	N.Y.	80-102	L
1/20/72	Phx	130-109	W	12/20/77	Phx	110-99	W	12/2/86	Phx	124-100	W	3/26/99	Phx	87-94	L
3/11/72	N.Y.	110-106	W	1/19/78	Phx	134-114	W	12/3/87	Phx	120-114	W	11/19/99	Phx	96-81	W
3/17/72	Phx	111-106	W	2/25/78	N.Y.	115-122	L	1/5/88	N.Y.	100-95	W	2/25/00	N.Y.	79-84	L
11/14/72	N.Y.	97-103	L	3/23/78	Phx	120-108	W	1/27/89	Phx	132-130	W	11/17/00	Phx	85-90	L

*Overtime **Double Overtime ***Triple Overtime

Suns Players Career Statistics vs. Knicks

PLAYER	G-6S	MIN	FG-FGA	PCT	3FG-FGA	PCT	FT-FTA	PCT	OFF	DEF	TOT	AST	PF-DQ	STL	TO	BLK	PTS	AVG	HI
Hill	37-37	1348	236-502	.470	12-24	.500	204-278	.734	43	181	224	161	95-0	65	105	12	688	18.6	34
Nash	25-22	809	125-285	.439	32-92	.348	67-79	.848	12	79	91	224	38-0	22	68	1	349	14.0	28
Chirdress	13-4	403	56-89	.629	4-7	.571	38-46	.826	31	43	74	28	24-0	18	13	6	154	11.8	22
Warrick	12-5	264	43-82	.524	1-1	1.000	30-46	.652	25	40	65	5	26-1	3	17	3	117	9.8	22
Lopez	4-2	57	16-26	.615	0-0	—	3-4	.750	7	7	14	1	7-0	1	2	2	35	8.8	14
Dudley	8-1	180	24-49	.490	5-16	.313	8-11	.727	10	22	32	11	10-0	7	4	0	61	7.6	13
Frye	7-2	141	20-50	.400	4-11	.364	5-5	1.000	14	23	37	8	17-0	4	6	1	49	7.0	18
Gortat	10-0	97	9-19	.474	0-0	—	3-4	.750	6	24	30	2	19-0	2	6	5	21	2.1	6

Series Highlights & Top Performances

Phoenix split the series the past two seasons and has won 11 of the last 15 contests, including seven of the last eight games at US Airways Center... December 29, 2006, **Steve Nash** scored his 10,000th career point on a three-pointer in the first quarter... March 23, 1993, at USAC, the Knicks and the Suns made NBA history for the most suspensions and fines issued in one game (21 players, \$300,000) due to a bench-clearing brawl that ensued when **Doc Rivers** charged **Kevin Johnson** after he retaliated for an earlier foul by Rivers... Both teams were left short handed as **KJ**, **Danny Ainge**, **Greg Anthony**, **Anthony Mason** and **Rivers** were all ejected from the game. The Suns won 121-92... March 7, 1989 at MSG, **Patrick Ewing** scored a series-high 40 points... Also in that game, **KJ** and **Tom Chambers** each scored 31, the only time in series history that two players from the same club reached the 30-point mark... February 25, 1978 in New York, **Bob McAdoo** had a series-high 23 rebounds... February 24, 1970 in New York, **Connie Hawkins** grabbed a Suns series-high 21 rebounds.

By The Numbers:

Suns vs. New York 2010-2011: 1-1

1/7/11 at Phoenix: Knicks 121, Suns 96

1/17/11 at New York: Suns 129, Knicks 121

All-Time Series Results:

Suns vs. Knicks at Phoenix: 37-20

Suns vs. Knicks at New York: 19-37

Suns vs. Knicks overall: 56-57

Suns largest margin of victory: 36 (132-96, 3/26/10)

Suns high point total: 134 (1/19/78)

Suns low point total: 75 (11/6/97)

Knicks largest margin of victory: 35 (139-104, 3/21/69)

Knicks high point total: 140 (1/2/06 3ot, 10/21/69)

Knicks low point total: 72 (11/21/01)

	HOME	AWAY
Suns last win:	3/26/10 (132-96)	1/17/11 (129-121)
Suns last loss:	1/7/11 (121-96)	12/1/09 (126-99)
Streaks:	Lost one	Won one

New York Knicks

Oklahoma City Thunder



211 N. Robinson, Suite 300
 Oklahoma City, OK 73102
 (405) 208-4800
 Fax: (405) 429-7900
 www.thunder.nba.com

2011-2012 vs. Suns:

December 31 at Oklahoma City
 March 7 at Oklahoma City
 April 18 at Phoenix

2010-2011 Finish: 55-27 (-.671)

First in Northwest Division

Playoffs:

Defeated Denver 4-1
 Defeated Memphis 4-3
 Lost to Dallas 4-1

Chairman Clayton I. Bennett
Exec. Vice President & General Manager Sam Presti
Head Coach Scott Brooks
Assistant Coaches Mark Bryant
 Maurice Cheeks
 Rex Kalamian
 Brian Keefe

Head Athletic Trainer Joe Sharpe
Director of Basketball Communications Matt Tumbleson
Manager of Basketball Communications Michael Ravina
Coordinator of Basketball Comm. John Read
Home Court Chesapeake Energy Arena (18,203)
Team Colors Blue, Red, Yellow, Dark Blue
Radio WWLS (98.1 FM/640 AM) Matt Pinto
 WKY (930 AM Spanish) Eleno Ornales
TV Fox Sports Oklahoma (Cable)
 Brian Davis, Grant Long, Kelly Cull

2010-2011 Regular Season Stats – Suns vs. Thunder

PLAYER	G-GS	MIN	FG-FGA	PCT	3FG-FGA	PCT	FT-FTA	PCT	OFF	DEF	TOT	AST	PF-DQ	STL	TO	BLK	PTS	AVG
Carter (PHO)	3-2	103	33-62	.532	14-28	.500	10-15	.667	7	8	15	8	12-0	2	3	1	90	30.0
Gortat (PHO)	3-1	93	16-41	.390	0-0	—	7-10	.700	5	21	26	6	11-0	1	4	4	39	13.0
Nash	4-4	138	19-33	.576	4-9	.444	9-9	1.000	2	11	13	41	12-0	3	16	0	51	12.8
Pietrus (PHO)	2-0	33	9-19	.474	4-10	.400	2-3	.667	1	2	3	0	6-0	0	1	1	24	12.0
Hill	4-4	126	15-39	.385	2-8	.250	13-16	.813	7	14	21	9	12-0	2	6	2	45	11.3
Brooks (TOT)	3-1	63	12-24	.500	3-12	.250	6-7	.857	0	3	3	11	4-0	3	5	0	33	11.0
Brooks (PHO)	2-0	29	6-10	.600	2-5	.400	2-3	.667	0	3	3	6	1-0	1	3	0	16	8.0
Dragic	1-0	32	4-7	.571	1-1	1.000	2-2	1.000	0	2	2	5	3-0	1	2	0	11	11.0
Frye	4-4	133	18-47	.383	3-15	.200	5-6	.833	6	25	31	4	15-0	2	4	4	44	11.0
Lopez	4-3	68	18-27	.667	0-0	—	3-6	.500	2	10	12	1	7-0	0	4	0	39	9.8
Dudley	4-2	103	11-21	.524	5-12	.417	9-9	1.000	4	9	13	4	9-0	4	6	1	36	9.0
Siler	1-0	3	3-3	1.000	0-0	—	2-3	.667	1	0	1	0	0-0	0	0	0	8	8.0
Childress	2-0	49	6-12	.500	0-2	.000	0-0	—	4	5	9	1	5-0	3	2	0	12	6.0
Warrick	4-0	54	3-11	.273	0-0	—	7-14	.500	0	6	6	5	7-0	2	4	0	13	3.3
Dowdell	2-0	15	3-3	1.000	0-0	—	0-0	—	0	0	0	2	1-0	3	4	0	6	3.0
Barron	1-0	5	1-4	.250	0-0	—	0-0	—	1	1	2	0	1-0	0	0	1	2	2.0
SUNS	4	985	165-339	.487	35-90	.389	71-96	.740	40	117	157	92	102-0	24	61	14	436	109.0

PLAYER	G-GS	MIN	FG-FGA	PCT	3FG-FGA	PCT	FT-FTA	PCT	OFF	DEF	TOT	AST	PF-DQ	STL	TO	BLK	PTS	AVG
Green	2-2	80	16-29	.552	5-11	.455	10-12	.833	2	8	10	4	6-0	1	6	1	47	23.5
Durant	4-4	160	27-67	.403	5-17	.294	33-41	.805	3	24	27	9	6-0	6	9	9	92	23.0
Westbrook	4-4	144	27-61	.443	2-6	.333	30-38	.789	5	9	14	39	15-1	7	16	2	86	21.5
Harden	4-0	127	20-35	.571	7-19	.368	25-31	.806	3	19	22	13	13-0	8	2	0	72	18.0
Ibaka	4-3	105	21-36	.583	0-0	—	6-7	.857	8	15	23	0	9-0	0	2	9	48	12.0
Collison	4-0	106	17-24	.708	0-0	—	5-5	1.000	10	14	24	6	11-0	3	8	2	39	9.8
Perkins (TOT)	2-1	35	5-8	.625	0-0	—	5-8	.625	0	7	7	1	7-0	1	2	1	15	7.5
Perkins (OKC)	1-1	14	4-6	.667	0-0	—	5-6	.833	0	3	3	1	4-0	1	0	1	13	13.0
Cook	2-0	34	5-13	.385	3-9	.333	0-1	.000	0	4	4	1	2-0	1	0	0	13	6.5
Sefolosha	4-4	107	10-24	.417	4-11	.364	1-2	.500	7	15	22	6	11-0	1	3	2	25	6.3
Krstic	1-1	12	2-2	1.000	0-0	—	0-0	—	0	2	2	0	2-0	1	0	0	4	4.0
Mohammed (TOT)	4-2	49	7-14	.500	0-0	—	1-1	1.000	4	8	12	0	8-0	1	0	4	15	3.8
Mohammed (OKC)	2-1	33	4-7	.571	0-0	—	0-0	—	1	6	7	0	5-0	0	0	3	8	4.0
Ivey	1-0	1	0-0	—	0-0	—	2-2	1.000	0	0	0	0	0-0	0	0	0	2	2.0
Maynor	4-0	53	3-11	.273	1-3	.333	1-2	.500	0	6	6	12	6-0	0	3	0	8	2.0
Robinson (TOT)	2-0	21	2-8	.250	0-4	.000	0-0	—	1	1	2	2	2-0	1	0	0	4	2.0
Robinson (OKC)	1-0	1	0-0	—	0-0	—	0-0	—	0	0	0	0	0-0	0	0	0	0	0.0
White	1-0	8	1-4	.250	0-0	—	0-0	—	1	1	2	0	1-0	0	1	0	2	2.0
THUNDER	4	985	157-319	.492	27-76	.355	118-147	.803	40	126	166	91	91-1	29	54	29	459	114.8



Oklahoma City Thunder

Series Scores & Summary

Date	Site	Final %	Date	Site	Final %	Date	Site	Final %	Date	Site	Final %	Date	Site	Final %	Date	Site	Final %
10/18/68	Phx	116-107 W	10/17/74	Phx	114-97 W	2/20/81	Sea	111-112 L	2/28/87	Phx	105-112 L	1/4/94	Phx	106-112 L	10/30/02	Sea	73-86 L
10/30/68	Sea	115-108 W	10/25/74	Sea	97-106 L	3/22/81	Phx	107-91 W	4/7/87*	Sea	127-125 W	3/24/94	Sea	106-116 L	12/23/02	Phx	89-88 W
11/15/68	Sea	124-128 L	1/29/75	Phx	85-99 L	10/31/81	Sea	84-94 L	11/7/87	Sea	96-112 L	4/10/94	Sea	108-111 L	3/24/03	Phx	73-82 L
12/2/68	Phx	109-118 L	2/5/75	Sea	107-102 W	1/2/82	Phx	120-97 W	12/12/87	Sea	110-129	4/19/94	Phx	122-116 W	4/16/03	Sea	70-84 L
12/30/68	Sea	118-120 L	2/6/75	Phx	112-105 W	2/28/82	Sea	103-98 W	12/23/87	Phx	102-103 L	11/11/94	Sea	123-129 L	12/16/03*	Phx	92-91 W
1/7/69	Phx	116-112 W	3/23/75	Sea	102-96 W	3/21/82	Phx	105-115 L	3/15/88	Phx	111-90 W	12/14/94	Phx	111-93 W	12/23/03	Sea	90-116 L
11/29/69	Sea	129-130	4/6/75	Sea	111-114 L	4/6/82	Sea	91-102 L	4/2/88	Sea	107-151 L	3/3/95*	Phx	122-118 W	2/6/04	Phx	105-107 L
11/30/69	Phx	116-108 W	10/26/75	Sea	99-113 L	4/16/82	Phx	116-99 W	4/16/88*	Phx	121-119 W	4/11/95	Sea	96-90 W	2/27/04	Sea	104-99 W
12/12/69	Sea	130-116 W	11/13/75	Phx	106-103 W	12/14/82*	Sea	114-109 W	4/29/88	Sea	98-121 L	4/23/95	Phx	105-100 W	12/17/04	Sea	112-111 W
12/30/69	Sea	121-134 L	1/9/76	Phx	110-112 L	12/26/82	Phx	87-88 L	11/25/88	Phx	110-105 W	12/30/96*	Phx	112-123 L	2/11/05	Phx	105-113 W
1/1/70	Phx	131-134 L	2/8/76	Sea	107-101 W	1/2/83	Phx	116-99 W	12/13/88	Sea	116-126 W	2/13/96	Phx	98-102 L	3/6/05	Sea	110-99 W
1/2/70	Las Cruces	129-120 W	3/23/76	Phx	104-97 W	1/13/83	Phx	102-99 W	2/15/89	Phx	135-112 W	2/16/96	Sea	99-117 L	12/20/05	Phx	111-83 W
2/1/70	Sea	129-118 W	4/4/76	Sea	89-117 L	2/25/83	Sea	106-101 W	3/18/89	Phx	122-104 W	4/5/96**	Sea	121-130 W	1/22/06**	Phx	149-152 L
10/21/70	Sea	106-110 L	4/20/76	Phx	121-95 W	4/13/83	Phx	109-96 W	4/6/89	Sea	126-119 W	11/7/96	Phx	98-103 L	3/14/06	Sea	129-120 W
11/28/70	Phx	129-115 W	11/5/76	Sea	84-88 L	11/1/83	Phx	93-103 L	4/22/89	Sea	121-111 W	11/29/96	Sea	92-105 L	4/9/06	Phx	114-116 L
12/19/70	Sea	131-135 L	11/27/76	Phx	119-107 W	11/18/83	Sea	116-123 L	1/6/90	Sea	110-120 L	3/26/97	Sea	109-107 W	1/07/07	Phx	113-102 W
1/30/71	Phx	134-116 W	1/23/77	Phx	98-88 W	1/13/84	Sea	99-103 L	1/20/90	Phx	117-98 W	3/30/97	Phx	107-106 W	2/14/07	Sea	90-114 L
3/20/71	Phx	114-107 W	3/27/77	Sea	121-100 W	1/21/84	Phx	131-102 W	2/7/90	Sea	128-124 W	12/28/97	Phx	97-106 L	4/11/07	Phx	109-91 W
12/19/71*	Sea	127-130 W	10/25/77	Phx	93-86 W	3/21/84	Sea	102-104 L	3/24/90	Phx	123-95 W	3/1/98	Sea	87-99 L	11/1/07	Sea	106-99 W
12/25/71	Phx	116-86 W	12/27/77	Phx	131-105 W	4/6/84	Phx	117-108 W	4/14/90	Sea	89-96 W	3/23/98	Phx	109-102 W	1/3/08	Phx	104-96 W
1/15/72	Sea	110-118 L	12/30/77	Sea	110-121 L	10/28/84	Sea	102-87 W	11/29/90	Phx	128-110 W	4/6/98	Sea	102-92 W	2/8/08	Phx	103-99 W
1/21/72	Sea	128-113 W	4/7/78	Sea	83-95 L	12/3/84	Sea	96-108 L	1/25/91	Phx	128-113 W	3/4/99	Sea	110-93 W	3/19/08	Sea	110-98 W
3/25/72	Phx	118-98 W	12/29/78	Sea	92-119 L	1/19/85	Phx	94-88 W	2/23/91	Sea	120-110 W	4/14/99	Sea	101-94 W	11/25/08	Okla	99-98 W
10/21/72	Phx	129-117 W	1/11/79	Phx	106-109 L	2/3/85	Phx	120-109 W	3/22/91	Sea	105-111 L	4/18/99	Phx	99-93 W	12/29/08	Okla	110-102 W
10/27/72	Sea	115-120 L	2/16/79	Phx	106-119 L	4/2/85	Phx	119-100 W	4/13/91	Sea	93-104 L	11/21/99	Phx	98-86 W	2/20/09	Phx	140-118 W
12/10/72	Sea	102-110 L	3/30/79*	Phx	113-111 W	4/7/85	Sea	125-110 W	11/1/91	Sea	99-95 L	1/11/00	Sea	88-101 L	3/14/09	Phx	106-95 W
1/25/73	Phx	112-109 W	10/16/79	Phx	102-86 W	11/15/85	Phx	117-99 W	2/17/92	Sea	96-98 L	2/4/00	Sea	86-94 L	12/23/09	Phx	113-117 L
2/8/73	Phx	125-112 W	10/26/79	Sea	92-86 W	12/17/85	Sea	104-99 W	3/5/92	Phx	118-105 W	2/6/00	Phx	105-93 W	2/23/10	Okla	104-102 W
3/28/73	Sea	127-125 W	11/28/79	Sea	116-127 L	1/5/86	Sea	114-97 W	4/9/92	Sea	104-119 W	1/14/01	Phx	87-106 L	4/9/10	Okla	91-96 L
10/10/73	Phx	115-111 W	3/5/80	Phx	121-111 W	1/17/86	Phx	103-90 W	4/14/92	Phx	123-100 W	1/17/01	Sea	89-80 W	12/19/10	Okla	113-110 W
10/21/73	Sea	112-116 L	3/25/80	Sea	95-104 L	3/28/86	Phx	120-107 W	11/16/92	Phx	117-108 W	3/22/01	Sea	91-88 W	2/4/11	Phx	107-111 W
12/16/73	Phx	113-109 W	3/26/80	Phx	109-99 W	3/30/86	Sea	89-103 L	12/26/92	Phx	113-110 W	4/13/01	Phx	109-100 W	3/6/11*	Okla	118-122 L
12/27/73	Phx	111-100 W	10/25/80	Sea	100-75 W	11/28/86	Phx	104-117 L	1/12/93	Phx	113-122 L	11/13/01	Sea	92-91 W	3/30/11	Phx	98-116 L
1/13/74	Phx	112-123 L	11/26/80	Phx	113-103 W	12/19/86	Phx	106-108 L	2/13/93	Sea	94-95 L	2/6/02	Sea	79-90 L			
3/17/74	Sea	133-108 W	12/22/80	Sea	109-98 W	1/6/87	Sea	108-138 L	4/16/93	Phx	102-108 L	2/19/02	Phx	91-103 L			
3/27/74	Sea	123-127 L	1/15/81	Phx	104-99 W	1/31/87*	Sea	112-118 L	12/23/93	Sea	87-86 W	4/9/02	Phx	99-92 W			

*Overtime **Double Overtime ***Triple Overtime

Suns Players Career Statistics vs. Thunder

PLAYER	G-GS	MIN	FG-FGA	PCT	3FG-FGA	PCT	FT-FTA	PCT	OFF	DEF	TOT	AST	PF-DQ	STL	TOT	BLK	PTS	AVG	HI
Hill	35-34	1185	192-420	.457	9-38	.237	130-164	.793	47	155	202	145	87-1	46	87	17	523	14.9	34
Nash	50-41	1544	262-523	.501	78-187	.417	102-113	.903	31	113	144	385	90-1	32	138	6	704	14.1	28
Childress	9-0	251	41-61	.672	1-6	.167	27-33	.818	18	20	38	13	22-1	6	19	1	110	12.2	22
Gortat	6-1	143	23-55	.418	0-0	—	11-15	.733	9	29	38	6	15-0	3	7	10	57	9.5	20
Frye	17-7	390	60-125	.480	8-28	.286	31-34	.912	22	63	85	12	46-1	5	11	14	159	9.4	24
Warrick	2-2	351	60-122	.492	0-3	.000	43-64	.672	25	53	78	17	41-0	7	23	5	163	8.2	26
Lopez	9-5	128	23-38	.605	0-0	—	8-13	.615	6	16	22	1	14-0	2	8	5	54	6.0	19
Dudley	13-3	297	21-60	.350	7-24	.292	19-26	.731	21	31	52	15	29-0	10	11	2	68	5.2	16

Series Highlights & Top Performances

Phoenix has won 11 of the last 16 matchups... The Suns scored a season-high 149 points vs. Seattle on January 22, 2006 in a double-overtime loss, the fourth highest point total in franchise history... April 16, 2003, Phoenix recorded a series-low 70 points in final game of regular season at Seattle... The first game in Suns history was against Seattle on October 18, 1968 and was a 116-107 win... The Sonics set an NBA record low with 19 rebounds on April 14, 1999... **Tom Chambers** netted a Suns record 60 points in the Suns' 121-95 victory March 24, 1990 in Phoenix... January 21, 1972 at Seattle, Suns forward **Paul Silas** grabbed a series-high 26 rebounds.

By The Numbers:

Suns vs. Okla. City 2010-2011: 1-3

12/19/10 at Oklahoma City: Suns 113, Thunder 110

2/4/11 at Phoenix: Thunder 111, Suns 107

3/6/11 at Oklahoma City: Thunder 122, Suns 118 at

3/30/11 at Phoenix: Thunder 116, Suns 98

Suns largest margin of victory: 30 (116-86, 12/25/71)

Suns high point total: 149 (1/22/06**)

Suns low point total: 70 (4/16/03)

Thunder largest margin of victory: 44 (151-107, 4/2/88)

Thunder high point total: 152 (1/22/06**)

Thunder low point total: 75 (10/25/80)

All-Time Series Results:

Suns vs. Thunder at Phoenix: 76-28

Suns vs. Thunder on road: 45-62

Suns vs. Thunder overall: 121-90

HOME

Suns last win: 3/14/09 (106-95)

Suns last loss: 3/30/11 (116-98)

Streaks: Lost three

AWAY

12/19/10 (113-110)

3/6/11 (122-118*)

Lost one

Orlando Magic



8701 Maitland Summit Blvd.
Orlando, FL 32810
(407) 916-2400
Fax: (407) 916-2830
www.orlandomagic.com

2011-2012 vs. Suns:

March 21 at Orlando

2010-2011 Finish:

52-30 (.634)

Second in Southeast Division

Playoffs:

Lost to Atlanta 4-2

Senior Chairman	Rich DeVos
Chairman	Dan DeVos
Pres. of Basketball Operations/GM	Otis Smith
Head Coach	Stan Van Gundy
Assistant Coaches	Brendan Malone, Patrick Ewing, Steve Clifford, Bob Beyer, Ahmad Ajami
Head Athletic Trainer	Keon Weise
Vice President of Communications	Joel Glass
Director of Communications	George Galante
Asst. Director of Communications	Trish Wingeron
Communications Manager	Melanie Curtsinger
Communications Coordinator	Elizabeth Brett
Home Court	Amway Center (18,864, built in 2010)
Team Colors	Blue, Silver, Black
Radio	WDBO (96.5 FM, 580 AM) Dennis Neumann, Richie Aduabato TBA (Spanish) Joey Colon
TV	Sun Sports/Fox Sports Florida (Cable) David Steele, Matt Guokas

2010-2011 Regular Season Stats – Suns vs. Magic

PLAYER	G-GS	MIN	FG-FGA	PCT	3FG-FGA	PCT	FT-FTA	PCT	OFF	DEF	TOT	AST	PF-DQ	STL	TO	BLK	PTS	AVG
Pietrus (PHO)	1-0	24	4-12	.333	3-8	.375	3-6	.500	0	3	3	0	0-0	2	0	0	14	14.0
Hill	2-2	53	10-13	.769	0-0	—	5-6	.833	0	3	3	2	6-0	1	1	0	25	12.5
Clark	1-0	16	5-9	.556	0-0	—	2-2	1.000	2	4	6	2	0-0	0	1	0	12	12.0
Gortat (PHO)	1-0	28	6-9	.667	0-0	—	0-0	—	0	4	4	1	2-0	0	0	1	12	12.0
Brooks (TOT)	2-1	47	10-25	.400	0-4	.000	3-5	.600	1	2	3	10	3-0	2	1	0	23	11.5
Brooks (PHO)	1-1	30	8-14	.571	0-1	.000	3-5	.600	0	2	2	10	1-0	1	0	0	19	19.0
Carter (PHO)	1-1	24	3-9	.333	1-4	.250	4-4	1.000	0	2	2	0	2-0	0	1	1	11	11.0
Dudley	2-0	49	6-12	.500	0-1	.000	9-10	.900	3	8	11	3	7-0	3	6	1	21	10.5
Dragic	1-1	27	4-9	.444	0-3	.000	2-5	.400	3	1	4	4	1-0	1	6	0	10	10.0
Frye	1-1	26	4-8	.500	2-5	.400	0-0	—	0	6	6	1	5-0	0	0	0	10	10.0
Richardson	1-1	25	3-7	.429	1-3	.333	0-2	.000	0	1	1	0	1-0	1	2	0	7	7.0
Dowdell	1-0	18	2-8	.250	0-1	.000	2-2	1.000	0	1	1	3	3-0	1	4	0	6	6.0
Warrick	2-1	49	2-12	.167	0-1	.000	8-10	.800	3	8	11	0	0-0	2	2	0	12	6.0
Childress	2-0	39	3-10	.300	0-1	.000	3-3	1.000	4	2	6	2	4-0	2	3	2	9	4.5
Barron	1-0	16	0-1	.000	0-0	—	2-4	.500	1	0	1	2	3-0	0	0	1	2	2.0
Lopez	1-1	17	1-3	.333	0-0	—	0-0	—	0	4	4	0	4-0	0	1	2	2	2.0
Turkoglu	1-1	28	0-8	.000	0-5	.000	2-2	1.000	0	4	4	3	1-0	1	3	0	2	2.0
Siler	2-0	14	1-4	.250	0-0	—	1-4	.250	4	1	5	0	3-0	0	1	0	3	1.5
SUNS	2	480	62-148	.419	7-33	.212	46-65	.708	20	54	74	33	43-0	15	30	7	177	88.5

PLAYER	G-GS	MIN	FG-FGA	PCT	3FG-FGA	PCT	FT-FTA	PCT	OFF	DEF	TOT	AST	PF-DQ	STL	TO	BLK	PTS	AVG
Howard	2-2	64	17-26	.654	0-0	—	12-21	.571	7	20	27	1	4-0	2	8	6	46	23.0
Arenas (TOT)	2-0	59	11-23	.478	4-10	.400	4-6	.667	1	5	6	7	6-0	4	1	1	30	15.0
Arenas (ORL)	1-0	27	5-10	.500	2-4	.500	4-5	.800	1	4	5	1	4-0	3	1	0	16	16.0
Nelson	2-2	51	11-17	.647	5-8	.625	2-3	.667	0	2	2	15	4-0	2	1	0	29	14.5
Carter	1-1	25	5-8	.625	2-4	.500	1-4	.250	0	1	1	1	3-0	0	2	0	13	13.0
Lewis	1-1	34	6-9	.667	1-2	.500	0-0	—	0	3	3	0	3-0	2	4	0	13	13.0
Turkoglu (ORL)	1-1	28	5-8	.625	1-3	.333	2-2	1.000	0	7	7	2	1-0	0	0	0	13	13.0
Bass	2-1	49	8-15	.533	0-0	—	6-8	.750	3	8	11	2	6-0	2	1	1	22	11.0
Pietrus	1-0	30	4-8	.500	2-5	.400	0-0	—	2	0	2	2	4-0	0	0	0	10	10.0
J. Richardson (0)	1-1	33	4-14	.286	1-5	.200	1-2	.500	2	6	8	3	2-0	1	1	0	10	10.0
Anderson	2-0	32	4-15	.267	1-6	.167	8-8	1.000	4	4	8	1	4-0	1	1	2	17	8.5
Q. Richardson	2-1	31	6-14	.429	3-9	.333	1-2	.500	1	5	6	3	2-0	2	1	0	16	8.0
Gortat	1-0	16	1-6	.167	0-0	—	2-2	1.000	2	4	6	0	4-0	0	1	2	4	4.0
Clark (ORL)	1-0	6	1-3	.333	0-0	—	0-0	—	2	1	3	0	1-0	0	0	0	2	2.0
Duhon	2-0	45	1-5	.200	0-3	.000	1-2	.500	1	1	2	9	2-0	4	8	0	3	1.5
Allen	2-0	8	1-2	.500	0-0	—	0-0	—	2	1	3	0	2-0	0	0	0	2	1.0
MAGIC	2	480	79-160	.494	18-49	.367	40-59	.678	27	67	94	40	46-0	19	29	11	216	108.0

Series Scores & Summary

Date	Site	Final	W/L	Date	Site	Final	W/L
11/24/89	Phx	121-94	W	2/28/01	Phx	91-97	L
1/22/90	Orl	126-103	W	11/14/01	Phx	92-93	L
12/8/90	Orl	113-109	W	3/13/02*	Orl	114-119	L
12/13/90	Phx	125-114	W	12/16/02	Phx	87-84	W
1/29/91	Orl	112-114	L	1/24/03	Orl	110-107	W
2/27/91	Phx	116-124	L	11/20/03	Phx	96-89	W
12/6/91	Orl	122-105	W	12/8/03	Orl	98-105	L
1/10/92	Phx	118-107	W	12/13/04	Phx	121-100	W
12/11/92	Orl	108-107	W	3/26/05	Orl	118-116	W
2/7/93	Phx	121-105	W	1/24/06	Orl	102-111	L
12/17/93	Phx	101-104	L	3/3/06	Phx	123-118	W
3/13/94	Orl	100-93	W	12/11/06	Orl	103-89	W
1/22/95*	Phx	111-110	W	1/13/07	Phx	107-101	W
3/21/95	Orl	102-126	L	11/10/07	Orl	106-96	W
1/17/96	Phx	95-113	L	11/30/07	Phx	110-106	W
3/10/96	Orl	106-122	L	12/12/08	Phx	113-112	W
1/29/97	Orl	105-112	L	3/3/09	Orl	99-111	L
3/9/97	Phx	121-85	W	11/4/09	Orl	100-122	L
1/16/98	Phx	111-86	W	12/11/09	Phx	106-103	W
1/31/98	Orl	96-94	W	11/18/10	Orl	89-105	L
12/7/99	Phx	110-107	W	3/13/11	Phx	88-111	L
1/31/00	Orl	117-113	W				
2/20/01	Orl	110-104	W				

*OverTime

Suns Players Career Statistics vs. Magic

PLAYER	G-GS	MIN	FG-FGA	PCT	3FG-FGA	PCT	FT-FTA	PCT	OFF	DEF	TOT	AST	PF-DQ	STL	TO	BLK	PTS	AVG	HI
Hill	29-29	1087	204-430	.474	8-34	.235	113-161	.702	41	166	207	173	74-0	36	91	17	529	18.2	42
Nash	25-20	777	131-255	.514	35-80	.438	64-76	.842	22	68	90	216	46-0	20	70	2	361	14.4	28
Gortat	1-0	28	6-9	.667	0-0	—	0-0	—	0	4	4	1	2-0	0	0	1	12	12.0	12
Childress	16-3	489	52-102	.510	7-16	.438	33-38	.868	38	51	89	24	27-0	9	20	8	144	9.0	19
Warrick	14-3	313	40-92	.435	0-1	.000	45-65	.692	15	40	55	6	19-0	2	11	2	125	8.9	26
Dudley	10-0	167	26-53	.491	6-18	.333	16-22	.727	11	18	29	7	18-0	9	8	1	74	7.4	19
Frye	13-5	271	38-90	.422	5-17	.294	14-26	.538	19	42	61	11	44-0	6	11	8	95	7.3	18
Lopez	4-2	44	4-9	.444	0-0	—	2-2	1.000	4	4	8	0	14-0	1	0	3	10	2.5	4

Series Highlights & Top Performances

The Suns have won 28 of 44 matchups against the Magic, including eight of the last nine games at US Airways Center... March 13, 2011, Orlando's **Dwight Howard** won his first game at US Airways Center (1-6)... December 13, 2004, Phoenix set a new record for best start in franchise history (18-3)... March 9, 1997, **Wesley Person** connected on a series-best and career-high tying seven treys as the Suns gained a 121-85 win, the largest margin of victory in the series... Series bests: **Charles Barkley** grabbed 20 rebounds in a Suns' 100-93 win on March 13, 1994 in Orlando... January 22, 1990 in Orlando, **Kevin Johnson** dished out 17 assists in Suns' 126-103 win.

By The Numbers:

Suns vs. Orlando 2010-2011: 0-2

11/18/10 at Orlando: Magic 105, Suns 89

3/13/11 at Phoenix: Magic 111, Suns 88

All-Time Series Results:

Suns vs. Magic at Phoenix: 16-6

Suns vs. Magic at Orlando: 12-10

Suns vs. Magic overall: 28-16

Suns largest margin of victory: 36 (121-85, 3/9/97)

Suns high point total: 126 (1/22/90)

Suns low point total: 87 (12/16/02)

Magic largest margin of victory: 23 (111-88, 3/13/11)

Magic high point total: 124 (2/27/91)

Magic low point total: 84 (12/16/02)

	HOME	AWAY
Suns last win:	12/11/09 (106-103)	11/10/07 (106-96)
Suns last loss:	3/13/11 (111-88)	11/18/10 (105-89)
Streaks:	Lost one	Lost three



Philadelphia 76ers



3601 South Broad Street
Philadelphia, PA 19148
(215) 339-7666
Fax: (215) 339-7632
www.sixers.com

2011-2012 vs. Suns:
December 28 at Phoenix

2010-2011 Finish:
41-41 (.500)
Third in Atlantic Division

Playoffs:
Lost to Miami 4-1

Managing Owner	Josh Harris
President	Rod Thorn
Senior VP of Basketball Operations	Tony DiLeo
Head Coach	Doug Collins
Associate Head Coach	Michael Curry
Assistant Coaches	Brian James Aaron McKie Jeff Capel
Athletic Trainer	Kevin Johnson
Director of Public Relations	Mike Preston
Public Relations Coordinators	Sean McCloskey Rebecca Timms
Home Court	Wells Fargo Center (20,328, built in 1996)
Team Colors	Red, White, Blue
Radio	WIP (610 AM) Tom McGinnis
TV	Comcast SportsNet , The Comcast Network Marc Zumoff, Eric Snow, Meredith Marakovits

2010-2011 Regular Season Stats – Suns vs. 76ers

PLAYER	G-GS	MIN	FG-FGA	PCT	3FG-FGA	PCT	FT-FTA	PCT	OFF	DEF	TOT	AST	PF-DQ	STL	TO	BLK	PTS	AVG
Nash	2-2	68	16-28	.571	5-9	.556	3-3	1.000	2	6	8	24	1-0	0	9	0	40	20.0
Dudley	2-0	59	11-19	.579	2-5	.400	6-7	.857	3	6	9	5	3-0	1	0	0	30	15.0
Hill	2-2	66	13-25	.520	1-3	.333	3-4	.750	2	4	6	10	7-0	3	3	0	30	15.0
Carter (PHO)	2-2	54	9-26	.346	1-9	.111	1-1	1.000	2	2	4	3	2-0	1	2	1	20	10.0
Brooks (TOT)	1-0	18	4-12	.333	1-6	.167	0-0	—	1	0	1	1	3-0	0	0	0	9	9.0
Gortat (PHO)	2-0	45	6-10	.600	0-0	—	3-4	.750	0	8	8	2	1-0	0	0	3	15	7.5
Pietrus (PHO)	2-0	38	5-8	.625	3-5	.600	2-2	1.000	0	5	3	8-1	0	2	2	15	7.5	7.5
Frye	2-2	52	5-14	.357	2-4	.500	2-2	1.000	1	6	7	1	5-0	1	1	0	14	7.0
Lopez	2-2	28	6-12	.500	0-0	—	2-2	1.000	4	3	7	0	3-0	0	0	1	14	7.0
Warrick	2-0	23	5-9	.556	0-0	—	3-4	.750	2	2	4	0	0-0	0	0	0	13	6.5
Dragic	2-0	28	6-11	.545	0-2	.000	0-0	—	0	1	1	5	6-0	3	4	0	12	6.0
Childress	1-0	20	1-3	.333	0-0	—	0-0	—	1	3	4	2	0-0	0	4	0	2	2.0
SUNS	2	480	83-165	.503	14-37	.378	25-29	.862	17	46	63	55	36-1	9	25	7	205	102.5
PLAYER	G-GS	MIN	FG-FGA	PCT	3FG-FGA	PCT	FT-FTA	PCT	OFF	DEF	TOT	AST	PF-DQ	STL	TO	BLK	PTS	AVG
Young	2-0	63	16-31	.516	0-1	.000	7-8	.875	6	9	15	6	6-0	3	1	0	39	19.5
Brand	2-2	60	15-26	.577	0-0	—	8-8	1.000	6	10	16	0	5-0	1	4	1	38	19.0
Turner	2-0	62	15-22	.682	1-2	.500	6-6	1.000	1	12	13	6	4-0	2	2	1	37	18.5
Holiday	2-2	73	16-27	.593	0-3	.000	1-2	.500	0	6	6	15	1-0	6	6	0	33	16.5
Nocioni	2-1	56	8-13	.615	1-3	.333	7-7	1.000	2	12	14	4	4-0	0	3	0	24	12.0
Williams	2-0	50	8-17	.471	3-7	.429	5-8	.625	0	2	2	10	1-0	1	0	2	24	12.0
Iguodala	1-1	32	3-9	.333	0-2	.000	2-2	1.000	0	2	2	3	0-0	2	2	1	8	8.0
Meeks	2-2	44	2-8	.250	1-5	.200	6-6	1.000	2	2	4	1	5-0	2	2	0	11	5.5
Hawes	2-2	31	4-7	.571	0-0	—	2-2	1.000	3	9	12	3	3-0	1	2	0	10	5.0
Speights	1-0	11	2-3	.667	0-0	—	0-0	—	2	1	3	1	1-0	0	2	0	4	4.0
76ERS	2	480	89-163	.546	6-23	.261	44-49	.898	22	65	87	49	30-0	18	27	5	228	114.0

Series Scores & Summary

Date	Site	Final	W/L	Date	Site	Final	W/L	Date	Site	Final	W/L	Date	Site	Final	W/L
11/19/68	Phil	110-126	L	12/19/73	Phx	98-101	L	3/1/84	Phx	112-100	W	2/2/98	Phil	106-97	W
11/26/68	Phil	119-126	L	3/15/74	Hershey	101-108	L	3/17/84	Phil	112-131	L	2/24/98	Phx	84-85	L
12/11/68	Phil	123-143	L	10/30/74	Phil	104-99	W	11/23/84*	Phx	117-119	L	11/4/99	Phx	84-80	W
12/17/68	Phil	128-145	L	11/3/74	Phx	105-100	W	1/7/85	Phil	99-100	L	1/26/00	Phil	93-87	W
2/4/69	Phx	125-116	W	1/21/75	Phx	95-101	L	12/28/85	Phx	98-100	L	2/18/01	Phil	98-104	L
2/26/69	Phil	97-104	L	3/14/75	Phil	97-108	L	1/22/86	Phil	111-118	L	3/23/01	Phx	84-71	W
10/22/69	Phil	119-122	L	11/7/75	Phil	99-103	L	11/14/86	Phil	127-97	W	1/2/02	Phx	81-102	L
11/13/69	Phx	110-124	L	12/11/75	Phil	106-110	L	1/19/87	Phil	104-107	L	4/3/02*	Phil	83-89	L
12/16/69	Phx	119-141	L	1/31/76	Phx	119-105	W	12/28/87	Phil	117-101	W	12/13/02	Phil	99-91	W
1/10/70	Phil	119-117	W	3/10/76	Phil	108-125	L	1/4/88	Phil	114-122	L	1/2/03	Phx	96-78	W
2/3/70	Phx	131-123	W	2/15/76	Phil	87-97	L	2/24/89	Phil	120-95	W	12/28/03	Phx	100-92	W
2/15/70	Phil	125-159	L	1/27/77	Phx	111-94	W	3/6/89	Phil	110-106	W	3/24/04	Phil	94-99	L
11/21/70	Phil	125-119	W	2/18/77	Phil	102-96	W	2/24/90	Phil	129-99	W	11/5/04	Phil	108-98	W
12/22/70*	Phil	129-133	L	12/21/77	Phil	119-125	L	4/1/90	Phil	112-141	L	3/30/05	Phx	116-87	W
1/9/71	Phil	112-123	L	1/27/78	Phil	110-101	W	12/28/90	Phil	115-96	W	1/4/06	Phx	105-85	W
1/22/71	Phil	116-117	L	3/5/78	Phx	92-104	L	2/1/91	Phil	89-96	L	1/31/06	Phil	123-99	W
2/26/71	Phil	108-94	W	11/17/78	Phil	94-95	L	3/13/92	Phil	108-104	W	11/17/06	Phil	106-94	W
10/29/71**	Phil	137-135	W	1/6/79	Phil	143-139	W	3/27/92	Phx	117-113	W	2/28/07	Phil	94-99	L
11/23/71	Phx	128-107	W	1/24/79	Phil	101-94	W	3/3/93	Phil	125-115	W	3/1/08	Phx	114-119	L
12/21/71	Phx	124-119	W	3/4/79	Phx	119-94	W	3/28/93	Phil	110-100	W	2/28/08	Phil	107-93	W
1/8/72	Phil	119-130	L	12/8/79	Phil	96-117	L	12/30/93	Phil	119-107	W	2/9/09	Phil	91-108	L
2/8/72	Phil	120-108	W	1/27/80	Phx	125-118	W	1/28/94	Phil	108-103	W	3/18/09	Phx	126-116	W
11/12/72	Phx	119-108	W	1/25/81	Phil	93-98	L	1/4/95	Phil	127-122	W	11/9/09	Phil	119-115	W
12/7/72	Pitt	117-102	W	2/22/81	Phx	116-110	W	1/27/95	Phil	108-107	W	2/24/10	Phx	106-95	W
2/10/73	Phil	126-121	W	12/27/81	Phx	99-96	W	12/27/95	Phil	105-90	W	12/29/10	Phx	110-123	L
3/14/73	Phil	120-114	W	2/1/82	Phil	102-109	L	3/15/96	Phil	128-102	W	1/24/11	Phil	95-105	L
11/7/73	Phil	115-122	L	12/2/82	Phil	108-116	L	11/9/96	Phil	95-112	L				
11/15/73	Phx	116-94	W	1/26/83	Phil	102-113	L	2/26/97	Phx	111-104	W				

*Overtime **Double Overtime

Suns Players Career Statistics vs. 76ers

PLAYER	G-GS	MIN	FG-FGA	PCT	3FG-FGA	PCT	FT-FTA	PCT	OFF	DEF	TOT	AST	PF-DQ	STL	TO	BLK	PTS	AVG	HI
Hill	37-37	1309	252-524	.481	7-27	.259	166-221	.751	55	205	260	178	90-1	43	102	26	677	18.3	35
Nash	27-21	859	150-292	.514	36-88	.409	65-68	.956	12	84	96	238	51-0	15	83	4	401	14.9	24
Warrick	13-2	254	59-110	.536	0-3	.000	35-45	.778	29	25	54	7	18-0	5	16	4	153	11.8	31
Childress	15-4	453	67-128	.523	5-14	.357	35-41	.854	28	54	82	35	28-0	14	19	5	174	11.6	21
Frye	14-8	329	48-110	.436	6-21	.286	16-18	.889	11	45	56	13	36-0	6	18	3	118	8.4	21
Dudley	10-1	198	30-60	.500	7-18	.389	13-18	.722	15	20	35	17	15-0	9	6	0	80	8.0	23
Gortat	7-0	139	20-30	.667	0-0	—	11-12	.917	4	27	31	3	9-0	3	3	7	51	7.3	16
Lopez	5-3	64	12-19	.632	0-0	—	4-4	1.000	8	10	18	0	7-0	1	1	4	28	5.6	10

Series Highlights & Top Performances

The Suns have won 27 of the last 38 meetings... On March 30, 2005, Phoenix clinched its first Pacific division title since 1994-95 with a 116-87 win at USAC... December 19, 1973 in Phoenix, Suns guard **Charlie Scott** had a series-high 44 points... **Billy Cunningham** scored a Sixers series-best 40 points on February 3, 1970 in Phoenix... March 14, 1973 in Philadelphia, **Neal Walk** grabbed a series-best 26 rebounds... October 22, 1969 in Philly, **Gail Goodrich** dished out series-high 19 assists (later matched by Sixer **Dana Barros**, January 4, 1995)... **Larry Nance** blocked a Suns record and a series-high 10 shots on January 4, 1988 at Philly (matched by Sixer **Shawn Bradley** on March 15, 1996)... January 27, 1995 in Philly, Barros hit a series-high nine three pointers in a 108-107 Sixers loss... February 15, 1970 in Philadelphia, the Sixers set a Suns opponent record for most points scored with 159.

By The Numbers:

Suns vs. Philadelphia 2010-2011: 0-2

12/29/10 at Phoenix: Sixers 123, Suns 110

1/24/11 at Philadelphia: Sixers 105, Suns 95

Suns largest margin of victory: 30 (129-99, 2/24/90)

Suns high point total: 143 (1/6/79)

Suns low point total: 81 (1/2/02)

Sixers largest margin of victory: 34 (159-125, 2/15/70)

Sixers high point total: 159 (2/15/70)

Sixers low point total: 71 (3/23/01)

All-Time Series Results:

Suns vs. Sixers at Phoenix: 38-17

Suns vs. Sixers at Philadelphia: 22-33

Suns vs. Sixers overall: 60-50

	HOME	AWAY
Suns last win:	2/24/10 (106-95)	11/9/09 (119-115)
Suns last loss:	12/29/10 (123-110)	1/24/11 (105-95)
Streaks:	Lost one	Lost one

Portland Trail Blazers



One Center Court, Suite 200
Portland, OR 97227
(503) 234-9291
Fax: (503) 232-9672
www.trailblazers.com

2011-2012 vs. Suns:

January 6 at Phoenix
 January 27 at Portland
 April 16 at Phoenix

2010-2011 Finish:

48-34 (.585)

Third in Northwest Division

Playoffs:

Lost to Dallas 4-2

Owner	Paul Allen
President	Larry Miller
Acting General Manager	Chad Buchanan
Head Coach	Nate McMillan
Assistant Coaches	Bernie Bickerstaff, Bob Ociepka, Buck Williams, Kaleb Canales, Dean Cooper, Larry Greer
Head Athletic Trainer	Geoff Clark
Vice President of Communications/CR	Traci Rose
Senior Director of Communications	Jim Taylor
Sports Communications Manager	Collin Romer
Home Court	The Rose Garden (20,796, built in 1995)
Team Colors	Scarlet, Black, White
Radio	The Game (750 AM) Brian Wheeler, Antonio Harvey
TV	KGW (Ch. 8), Comcast SportsNet (Cable) Mike Barrett, Mike Rice

2010-2011 Regular Season Stats – Suns vs. Trail Blazers

PLAYER	G-GS	MIN	FG-FGA	PCT	3FG-FGA	PCT	FT-FTA	PCT	OFF	DEF	TOT	AST	PF-DQ	STL	TO	BLK	PTS	AVG
Nash	4-4	141	39-68	.574	5-10	.500	14-18	.778	3	16	19	39	7-0	4	21	0	97	24.3
Hill	4-4	132	27-47	.574	3-5	.600	8-11	.727	4	16	20	8	10-0	3	10	3	65	16.3
Richardson	3-3	87	14-30	.467	3-12	.250	5-6	.833	3	9	12	5	9-0	2	2	0	36	12.0
Carter (TOT)	2-2	61	8-24	.333	2-8	.250	5-8	.625	1	8	9	2	7-0	2	2	0	23	11.5
Carter (PHO)	1-1	28	6-12	.500	2-4	.500	3-6	.500	0	2	2	0	2-0	2	2	0	17	17.0
Brooks (TOT)	1-0	23	3-10	.300	1-6	.167	3-3	1.000	0	1	1	2	0-0	1	3	0	10	10.0
Frye	4-3	131	16-33	.485	6-12	.500	2-2	1.000	2	26	28	6	18-1	2	4	6	40	10.0
Warrick	4-0	71	11-22	.500	0-0	—	16-20	.800	4	9	13	2	5-0	0	3	0	38	9.5
Dudley	4-0	92	12-26	.462	5-12	.417	5-7	.714	4	8	12	2	6-0	2	2	0	34	8.5
Turkoglu	3-1	67	9-21	.429	5-9	.556	0-0	—	1	9	10	8	10-0	1	3	0	23	7.7
Lopez	2-2	47	5-9	.556	0-0	—	5-7	.714	5	4	9	0	4-0	4	2	15	7.5	
Dragic	4-0	59	6-22	.273	1-3	.333	3-3	1.000	1	3	4	5	7-0	1	4	0	16	4.0
Barron	2-2	46	1-7	.143	0-0	—	5-6	.833	0	6	6	0	10-1	0	5	1	7	3.5
Gortat (TOT)	2-0	25	3-5	.600	0-0	—	0-0	—	2	3	5	2	3-0	1	3	0	6	3.0
Gortat (PHO)	1-0	20	3-4	.750	0-0	—	0-0	—	2	2	4	1	2-0	1	1	0	6	6.0
Pietrus (TOT)	2-0	31	2-6	.333	1-5	.200	0-0	—	1	2	3	1	3-0	0	1	0	5	2.5
Pietrus (PHO)	1-0	8	0-1	.000	0-1	.000	0-0	—	0	1	1	0	1-0	0	0	0	0	0.0
Childress	3-0	31	3-5	.600	0-0	—	0-0	—	0	0	0	0	3-0	0	1	1	6	2.0
Dowdell	1-0	1	0-1	.000	0-0	—	0-0	—	0	0	0	1	0-0	1	0	0	0	0.0
SUNS	4	960	152-308	.494	30-68	.441	66-86	.767	29	111	140	77	94-2	19	66	13	400	100.0

PLAYER	G-GS	MIN	FG-FGA	PCT	3FG-FGA	PCT	FT-FTA	PCT	OFF	DEF	TOT	AST	PF-DQ	STL	TO	BLK	PTS	AVG
Roy	3-3	118	24-54	.444	7-14	.500	15-17	.882	2	8	10	17	4-0	6	8	1	70	23.3
Matthews	4-3	147	26-57	.456	11-23	.478	16-21	.762	2	9	11	11	11-0	7	2	0	79	19.8
Aldridge	4-4	164	26-51	.510	0-1	.000	24-31	.774	7	16	23	8	9-0	4	8	5	76	19.0
Wallace (TOT)	2-2	65	14-24	.583	0-2	.000	8-11	.727	5	9	14	5	5-0	1	5	0	36	18.0
Miller	3-3	95	12-27	.444	1-2	.500	14-14	1.000	4	8	12	26	9-0	3	10	0	39	13.0
Batum	4-3	114	19-43	.442	7-20	.350	4-5	.800	8	10	18	5	12-0	1	5	0	49	12.3
Camby	4-4	122	16-29	.552	0-0	—	11-13	.846	13	35	48	11	8-0	5	4	5	43	10.8
Mills	3-0	49	9-17	.529	1-5	.200	3-3	1.000	3	2	5	9	8-0	0	4	0	22	7.3
Fernandez	4-0	75	7-21	.333	4-13	.308	4-7	.571	0	10	10	8	10-1	4	3	1	22	5.5
Barron (TOT)	1-0	13	2-4	.500	0-0	—	0-0	—	2	1	3	0	0-0	0	1	1	4	4.0
Cunningham	4-0	42	8-13	.615	0-0	—	0-0	—	2	6	8	0	5-0	2	3	1	16	4.0
A. Johnson	3-0	16	3-6	.500	0-0	—	0-0	—	0	2	2	6	4-0	0	1	0	6	2.0
Collins (TOT)	1-0	4	0-0	—	0-0	—	1-2	.500	0	1	1	0	0-0	0	1	0	1	1.0
Przybilla	2-0	15	0-0	—	0-0	—	2-2	1.000	0	7	7	1	3-0	0	0	0	2	1.0
Oberto	1-0	3	0-1	.000	0-0	—	0-0	—	0	1	1	0	2-0	0	1	0	0	0.0
TRAIL BLAZERS	4	960	150-319	.470	31-78	.397	93-113	.823	41	114	155	102	85-1	32	53	13	424	106.0

Series Scores & Summary

Date	Site	Final %	Date	Site	Final %	Date	Site	Final %	Date	Site	Final %	Date	Site	Final %	Date	Site	Final %
11/11/70	Phx	114-100	3/6/76	Port	99-118	4/16/82	Port	113-99	12/5/87	Phx	115-133	4/5/94	Port	113-135	11/8/02	Phx	86-75
12/4/70	Port	126-121	3/7/76	Phx	106-84	11/2/82	Phx	92-87	12/18/87	Phx	114-129	11/15/94	Port	96-93	1/7/03	Port	88-87
12/26/70	Phx	115-103	4/2/76	Phx	106-103	11/14/82	Port	102-94	1/29/88	Port	119-128	11/18/94	Phx	124-111	3/5/03	Phx	98-92
1/29/71	Port	131-122	4/9/76	Port	97-112	12/12/82	Port	94-99	3/3/88	Phx	112-135	1/19/95	Port	122-115	4/15/03	Port	102-120
11/30/71	Port	121-111	12/13/76	Phx	99-113	12/28/82	Phx	116-94	11/4/88	Port	105-120	2/15/95*	Phx	120-113	12/18/03	Port	94-101
12/1/71	Phx	139-103	1/30/77	Port	91-97	3/31/83	Phx	106-89	12/16/88	Phx	132-125	4/9/95	Port	104-94	1/15/04	Port	105-96
2/1/72	Port	129-117	3/20/77	Phx	126-106	4/8/83	Port	99-98	12/17/88	Port	97-115	11/18/95	Phx	107-102	1/18/04	Phx	96-92
2/5/72	Port	118-117	4/8/77	Port	111-122	11/6/83	Port	96-122	2/28/89	Port	134-139	1/19/96	Port	84-101	2/4/04	Phx	97-101
2/6/72	Phx	104-94	11/29/77	Port	96-108	12/21/83	Phx	112-116	3/17/89	Phx	129-124	2/15/96	Port	96-84	12/5/04	Port	121-99
3/2/72	Phx	160-128	12/27/77	Phx	103-106	2/1/84	Phx	109-106	11/15/89	Port	109-107	4/9/96	Phx	91-98	1/2/05	Phx	117-98
10/14/72	Phx	120-100	2/14/78	Port	100-113	2/5/84	Port	82-97	11/17/89	Port	109-110	1/24/97	Phx	105-115	3/5/05	Phx	129-116
10/9/72	Phx	116-97	3/29/78	Phx	127-94	3/23/84	Phx	98-124	12/26/89	Phx	121-105	2/11/97	Port	108-111	12/6/05	Phx	130-85
12/29/72	Phx	106-99	10/22/78	Port	124-116	4/10/84	Phx	100-88	2/4/90	Port	121-123	3/5/97	Port	99-121	3/12/06	Port	101-111
12/30/72	Port	107-104	12/28/78*	Phx	129-127	11/1/84	Phx	139-130	4/18/90*	Phx	120-128	4/5/97	Port	99-90	3/23/06	Phx	125-108
1/26/73	Port	120-116	2/6/79	Port	93-110	11/6/84	Port	99-116	11/27/90	Port	123-109	11/14/97	Port	140-139	4/19/06	Port	106-96
1/27/73	Phx	109-117	4/4/79	Phx	106-95	12/4/84	Port	104-112	1/22/91	Port	116-123	2/12/98	Phx	110-115	11/26/06	Port	119-101
2/18/73	Phx	118-119	10/28/79	Port	89-88	12/22/84	Phx	110-108	2/22/91	Port	106-127	3/3/98	Port	93-88	12/26/06	Phx	110-87
11/30/73	Port	107-99	11/16/79	Phx	98-97	3/21/85	Phx	114-104	3/13/91	Phx	116-108	4/4/98	Phx	90-83	1/19/07	Phx	106-101
12/13/73	Phx	109-119	11/25/79	Port	87-86	4/9/85	Port	100-116	4/21/91	Phx	135-118	3/25/99	Port	84-97	2/6/07*	Port	109-102
12/18/73	Port	111-133	12/26/79	Phx	119-99	10/25/85*	Port	123-128	11/2/91	Port	100-76	3/28/99	Phx	86-88	3/4/08	Port	97-92
1/31/74	Phx	112-100	3/21/80	Port	111-100	11/27/85	Phx	93-110	1/19/92*	Phx	132-128	4/3/99	Port	93-98	3/18/08	Port	111-98
2/12/74	Port	104-113	3/28/80	Phx	114-100	1/9/86	Port	104-133	2/12/92	Phx	97-107	12/5/99	Phx	90-92	4/16/08	Phx	100-91
2/17/74	Phx	112-100	11/16/80	Phx	119-107	1/18/86	Port	87-112	2/18/92	Port	116-129	12/17/99	Port	110-102	11/1/08	Phx	107-96
11/28/74	Phx	85-88	12/14/80	Phx	110-116	1/28/86	Phx	136-130	3/31/92	Phx	128-111	1/8/00	Port	91-96	11/22/08	Phx	102-92
12/11/74	Phx	104-100	12/21/80	Port	111-100	2/26/86	Phx	113-112	11/10/92	Port	89-100	1/14/00	Phx	83-105	12/18/08	Phx	119-124
10/17/75	Phx	110-113	2/27/81	Port	117-121	11/4/86	Phx	126-120	11/25/92	Phx	121-117	11/2/00	Phx	108-82	3/26/09	Port	109-129
1/31/75	Port	107-115	3/6/81	Phx	128-107	10/30/86	Port	105-120	3/2/93	Port	97-102	12/3/00	Phx	84-79	12/17/09	Port	102-105
3/7/75	Port	90-120	3/28/81	Port	111-120	2/9/87	Port	103-117	3/17/93	Phx	129-111	2/1/01	Port	92-100	2/10/10	Phx	101-108
3/21/75	Phx	108-112	10/30/81	Phx	95-103	2/19/87	Phx	108-124	4/22/93	Phx	115-114	3/14/01	Port	84-79	3/21/10	Phx	93-87
3/22/75	Port	92-94	12/10/81	Phx	117-110	3/20/87	Port	105-134	11/19/93	Phx	118-109	12/1/01	Port	87-83	10/26/10	Port	92-106
10/25/75	Port	89-88	12/30/81	Phx	113-112	4/9/87	Phx	128-122	1/22/94	Phx	118-117	12/22/01	Phx	102-90	12/7/10	Port	99-106
11/28/75	Phx	110-101	3/2/82	Port	108-119	11/6/87	Port	104-114	2/3/94	Port	105-126	1/16/02	Phx	99-108	12/10/10	Phx	94-101
12/14/75	Port	105-96	4/8/82	Phx	104-106	12/1/87	Port	100-102	2/16/94	Phx	126-100	1/31/02	Port	97-105	1/14/11	Phx	115-111

*Overtime **Double Overtime †Triple Overtime ‡Quadruple Overtime

Suns Players Career Statistics vs. Trail Blazers

PLAYER	G-GS	MIN	FG-FGA	PCT	3FG-FGA	PCT	FT-FTA	PCT	OFF	DEF	TOT	AST	PF-3D	STL	TOT	BLK	PTS	AVG	HI
Hill	27-24	888	156-321	.486	9-19	.474	105-133	.789	20	116	136	99	63-0	32	66	14	426	15.8	30
Nash	51-44	1540	243-491	.495	61-146	.418	124-138	.899	31	107	138	369	98-2	38	136	3	671	13.2	39
Frye	11-6	316	45-92	.489	15-30	.467	13-14	.929	13	57	70	13	39-1	5	14	13	117	10.6	20
Warrick	20-4	406	66-138	.478	0-3	.000	59-77	.766	27	53	80	18	44-1	9	17	7	191	9.6	20
Childers	10-3	261	31-73	.425	2-8	.250	17-20	.850	24	25	49	20	16-0	12	12	3	81	8.1	22
Dudley	10-0	232	31-69	.449	11-29	.379	6-11	.545	13	16	29	10	26-1	4	9	1	79	7.9	13
Lopez	6-4	110	13-24	.542	0-0	—	9-11	.818	12	9	21	2	12-0	0	5	3	35	5.8	10
Gortat	4-0	47	7-11	.636	0-0	.000	1-2	.500	5	8	13	3	5-0	1	4	1	15	3.8	7

Series Highlights & Top Performances

Phoenix has won 27 of the last 41 meetings, including 11 of the last 13 at US Airways Center... Jan. 14, 2011, Grant Hill became the 15th active player in the NBA with 16,000 career points... The Suns won their first-ever 30T game and the longest game in franchise history in Portland on November 14, 1997, 140-139... Portland's **Brandon Grant** played a Suns opponent record 61 minutes... In the Suns 110-102 win on December 17, 1999 in Portland, **Jason Kidd** had a triple-double with 32 points, 12 rebounds and 10 assists and **Tom Gugliotta** added 17 points and 14 rebounds prior to suffering a seizure on the bus after the game... Series highs: March 7, 1975 in Portland, Blazer **Larry Steele** picked nine steals... December 26, 1989 in Phoenix, Sun **Andrew Lang** blocked eight shots.

By The Numbers:

Suns vs. Portland 2010-2011: 1-3

10/26/10 at Portland: Blazers 106, Suns 92

12/7/10 at Portland: Blazers 106, Suns 99

12/10/10 at Phoenix: Blazers 101, Suns 94

1/14/11 at Phoenix: Suns 115, Blazers 111

Suns largest margin of victory: 45 (130-85, 12/6/05)

Suns high point total: 160 (3/21/72)

Suns low point total: 82 (2/5/84)

Blazers largest margin of victory: 29 (133-104, 1/3/86)

Blazers high point total: 139 (2/28/89, 11/14/97‡)

Blazers low point total: 75 (11/8/02)

All-Time Series Results:

Suns vs. Blazers at Phoenix: 70-29

Suns vs. Blazers at Portland: 39-60

Suns vs. Blazers overall: 109-89

HOME

Suns last win: 1/14/11 (115-111)

Suns last loss: 12/10/10 (101-94)

Streaks: Won one

AWAY

3/18/08 (111-98)

12/7/10 (106-99)

Lost five



Sacramento Kings



**One Sports Parkway
Sacramento, CA 95834
(916) 928-0000
Fax: (916) 928-6900
www.kings.com**

2011-2012 vs. Suns:

February 11 at Sacramento
March 4 at Phoenix
April 3 at Sacramento

2010-2011 Finish:

24-58 (.293)
Fifth in Pacific Division

Playoffs:

Did not qualify

Ownership	Maloof Sports and Entertainment
President, Basketball Operations	Geoff Petrie
President	Matina Kolokotronis
Head Coach	Paul Westphal
Assistant Coaches	Jim Eyen Keith Smart Bobby Jackson
Advance Scout	Bubba Burrage
Head Athletic Trainer	Pete Youngman
VP of Media Relations/Basketball Ops.	Troy Hanson
Exec. Dir. of Media Relations/Basketball Ops.	Darrin May
Manager, Basketball Information	Darryll Arata
Manager, Media Relations/Web Content	Devin Blankenship
Media Relations Coordinator	Chris Clark
Home Court	ARCO Arena (17,317, built in 1988)
Team Colors	Purple, Black, Silver
Radio	KHTK (1140 AM) Gary Gerould
TV	Comcast SportsNet (Cable) Grant Napear, Jerry Reynolds, Jim Gray, Bill Walton

2010-2011 Regular Season Stats – Suns vs. Kings

PLAYER	G-GS	MIN	FG-FGA	PCT	3FG-FGA	PCT	FT-FTA	PCT	OFF	DEF	TOT	AST	PF-DQ	STL	TO	BLK	PTS	AVG
Nash	4-4	145	35-60	.583	3-8	.375	10-13	.769	4	9	13	58	4-0	3	9	0	83	20.8
Gortat (PHO)	3-1	108	19-29	.655	0-0	—	15-23	.652	5	24	29	2	8-0	2	3	8	53	17.7
Richardson	1-1	34	6-16	.375	1-3	.333	1-2	.500	3	5	8	1	0-0	0	1	0	14	14.0
Frye	4-2	117	18-42	.429	7-19	.368	3-5	.600	5	15	20	3	15-0	2	3	4	46	11.5
Hill	4-4	114	17-35	.486	3-6	.500	8-10	.800	3	11	14	10	8-0	4	2	3	45	11.3
Carter (PHO)	3-2	63	14-35	.400	4-14	.286	1-1	1.000	3	3	6	3	9-0	3	5	0	33	11.0
Dudley	4-1	108	16-38	.421	2-12	.167	6-8	.750	6	7	13	5	9-0	8	2	1	40	10.0
Childress	3-0	51	9-11	.818	0-0	—	4-6	.667	2	8	10	3	2-0	1	1	2	22	7.3
Warrick	3-0	46	8-14	.571	0-0	—	6-9	.667	2	7	9	0	2-0	3	1	1	22	7.3
Brooks (TOT)	2-0	27	4-16	.250	3-7	.429	3-3	1.000	0	0	0	4	1-0	0	5	0	14	7.0
Brooks (PHO)	1-0	12	1-6	.167	0-1	.000	3-3	1.000	0	0	0	3	1-0	0	4	0	5	5.0
Turkoglu	1-1	25	3-6	.500	0-1	.000	0-0	—	2	2	4	2	2-0	0	2	0	6	6.0
Lopez	4-3	50	10-23	.435	0-0	—	2-3	.667	7	5	12	0	5-0	1	1	2	22	5.5
Dragic	2-0	24	3-12	.250	1-6	.167	2-4	.500	0	4	4	2	3-0	5	1	0	9	4.5
Pietrus (PHO)	2-1	51	4-15	.267	1-10	.100	0-0	—	0	6	6	3	5-0	1	1	3	9	4.5
Dowdell	1-0	11	2-8	.250	0-0	—	0-0	—	0	1	1	1	2-0	1	3	0	4	4.0
SUNS	4	960	165-350	.471	22-80	.275	61-87	.701	42	107	149	96	75-0	34	41	24	413	103.3

PLAYER	G-GS	MIN	FG-FGA	PCT	3FG-FGA	PCT	FT-FTA	PCT	OFF	DEF	TOT	AST	PF-DQ	STL	TO	BLK	PTS	AVG
Cousins	3-2	90	22-41	.537	0-0	—	10-14	.714	4	18	22	14	14-1	3	7	3	54	18.0
Landry	3-1	108	17-40	.425	0-0	—	17-22	.773	17	16	33	4	7-0	3	5	0	51	17.0
Thornton (TOT)	2-1	58	12-30	.400	4-12	.333	6-8	.750	3	18	21	6	5-0	0	2	0	34	17.0
Thornton (SAC)	1-1	36	9-19	.474	3-9	.333	3-3	1.000	3	8	11	2	3-0	0	2	0	24	24.0
Evans	4-3	150	20-57	.351	2-5	.400	14-14	1.000	3	22	25	29	9-0	4	14	1	56	14.0
Greene	3-0	53	14-22	.636	5-9	.556	4-7	.571	5	5	7	1	2-0	2	3	1	37	12.3
Udrih	4-4	136	20-43	.465	4-9	.444	4-6	.667	3	7	10	16	14-0	2	10	0	48	12.0
Garcia	3-2	76	14-29	.483	1-8	.125	4-6	.667	4	11	15	3	6-0	3	2	3	33	11.0
Thompson	3-2	78	15-29	.517	0-0	—	3-10	.300	8	15	23	3	11-0	2	2	2	33	11.0
Caspi	4-2	113	15-34	.441	8-20	.400	4-4	1.000	5	20	25	10	5-0	2	3	3	42	10.5
Daniels (TOT)	1-0	21	3-7	.429	0-2	.000	0-0	—	1	3	4	1	1-0	2	1	0	6	6.0
Dalembert	4-3	72	10-24	.417	0-0	—	3-4	.750	11	22	33	2	9-0	1	6	4	23	5.8
Jackson	2-0	22	3-9	.333	1-1	1.000	0-0	—	5	0	5	0	4-0	0	2	0	7	3.5
Jeter	2-0	14	2-6	.333	0-0	—	0-0	—	0	1	1	5	0-0	0	1	0	4	2.0
Head	1-0	3	0-0	—	0-0	—	0-0	—	0	0	0	0	0-0	0	0	0	0	0.0
Wright	1-0	10	0-3	.000	0-2	.000	0-0	—	1	0	1	0	0-0	0	1	0	0	0.0
KINGS	4	960	161-356	.452	24-63	.381	66-90	.733	66	145	211	89	84-1	22	60	17	412	103.0

Series Scores & Summary

Date	Site	Final %	Date	Site	Final %	Date	Site	Final %	Date	Site	Final %	Date	Site	Final %	Date	Site	Final %
12/13/68	Gi	123-130 L	1/19/74	Phx	91-94 L	2/17/82	K.C.	107-110 W	1/13/89	Phx	111-90 W	11/17/95	Sac	96-105 L	4/9/04	Phx	101-96 W
12/15/68	Gi	101-119 L	1/19/75	KC-OM	109-97 W	3/5/82	Phx	110-98 W	2/18/89	Sac	120-101 W	1/21/96	Phx	111-97 W	11/13/04	Phx	111-113 L
12/18/68	Phx	123-114 W	3/4/75	KC-OM	99-103 L	4/4/82	Phx	104-95 W	3/2/89	Phx	110-90 W	3/26/96	Phx	102-98 W	2/8/05	Sac	125-123 L
2/6/69	Tucson	103-124 L	3/29/75	Phx	100-104 L	11/27/82	Phx	106-100 W	3/30/89	Sac	123-135 L	4/17/96	Sac	102-103 L	4/16/05	Phx	116-98 W
1/16/69	Gi	125-113 W	11/1/75	K.C.R.	100-106 L	11/27/82	K.C.	99-105 L	4/17/89	Phx	140-85 W	12/16/96	Sac	101-95 W	4/20/05	Sac	107-132 L
3/4/69	Phx	122-141 L	12/25/75	Phx	122-111 W	1/23/83	K.C.	102-92 W	11/10/89	Phx	130-109 W	12/30/96	Phx	100-88 W	11/6/05	Phx	117-118 L
10/30/69	Phx	100-104 W	1/4/76	K.C.	86-98 L	2/16/83SL	Louis102-101 W		12/17/89	Sac	125-113 W	3/7/97	Sac	104-87 W	1/17/06	Sac	90-119 L
11/23/69	Gi	123-137 L	2/24/76	Phx	117-120 L	3/16/83	Phx	112-95 W	1/12/90	Phx	111-96 W	4/10/97	Phx	101-99 W	2/10/06	Phx	112-104 W
12/13/69	Phx	126-110 W	3/27/76	Phx	117-100 W	11/30/83	Phx	118-120 L	2/22/90	Sac	104-98 W	1/12/98	Sac	90-96 L	4/11/06	Sac	123-110 W
12/14/69	Phx	130-131 L	12/18/76	Phx	89-90 L	11/27/82	Phx	119-99 W	4/12/90	Sac	116-114 W	2/10/98	Phx	88-86 L	12/30/07	Phx	127-102 W
1/6/70	Gi	124-128 L	1/27/77	Omaha	88-89 L	1/17/84	K.C.	98-100 L	12/11/90	Phx	113-90 W	3/17/98	Phx	107-80 W	12/16/06	Sac	105-98 W
1/17/70	Gi	128-118 W	2/15/77	K.C.	96-102 L	2/23/84	K.C.	107-95 W	1/19/91	Sac	97-101 L	4/7/98	Sac	103-97 W	3/22/07	Phx	118-100 W
11/1/70	Gi	133-115 W	4/7/77	Phx	121-110 W	4/3/84	Phx	113-109 W	3/1/91	Phx	112-106 W	2/9/99	Phx	95-112 L	3/25/07	Sac	100-107 L
11/13/70	Phx	115-109 W	12/6/77	K.C.	103-92 W	12/7/84	Phx	121-113 W	3/23/91	Sac	100-95 W	3/6/99	Phx	99-111 L	11/20/07	Sac	100-98 W
1/18/71	Omaha	118-99 W	12/29/77	Phx	110-104 W	12/18/84	K.C.	116-127 L	11/26/91	Sac	89-104 L	5/2/99	Sac	100-111 L	11/21/07	Phx	127-111 W
1/20/71	Phx	114-126 L	1/31/78	Omaha	112-102 W	1/2/85	K.C.	115-107 W	11/27/91	Phx	141-100 W	12/18/99	Phx	119-103 W	12/30/07	Sac	117-102 W
2/1/71	Phx	133-117 W	3/31/78	Phx	136-112 W	2/26/85	K.C.	103-110 W	1/15/92	Sac	128-111 W	2/15/00	Phx	117-108 W	3/15/08	Phx	127-99 W
10/26/71	Phx	126-99 W	10/28/78	K.C.	102-112 L	3/2/85	Phx	114-111 W	1/17/92	Phx	134-94 W	3/22/00	Phx	114-113 W	11/14/08	Sac	97-95 W
11/7/71	Gi	95-110 L	12/22/78	Phx	102-103 L	11/26/85	Sac	107-111 L	4/7/92	Phx	103-101 W	4/9/00	Sac	102-97 W	2/2/09	Phx	129-81 W
12/15/71	Gi	127-108 W	2/23/79	K.C.	112-121 L	12/19/85	Phx	107-106 W	11/18/92	Phx	127-111 W	12/1/00	Sac	98-105 L	3/29/09	Sac	118-126 L
2/12/72	Phx	117-95 W	3/23/79	Phx	126-107 W	2/21/86	Phx	110-118 L	1/14/93	Sac	114-104 W	1/2/01*	Sac	117-121 L	4/3/09	Phx	139-111 W
3/8/72	Gi	105-122 L	10/21/79	K.C.	85-122 L	3/19/86	Phx	108-104 W	3/5/93	Phx	130-122 W	3/7/01	Phx	89-100 L	12/5/09	Phx	115-107 W
11/21/72	K.C.	96-101 L	11/21/79	Phx	128-120 W	4/5/86	Sac	100-119 W	3/9/93	Sac	128-108 W	4/15/01	Phx	88-86 L	1/5/10	Sac	113-111 W
12/17/72	Phx	112-102 W	12/22/79	K.C.	115-111 W	11/25/86	Sac	102-123 L	4/8/93	Sac	123-114 W	12/12/01	Phx	114-88 W	2/5/10	Sac	114-102 W
1/6/73	KC-OM	118-112 W	12/28/79	Phx	118-112 W	12/20/86	Sac	114-122 L	11/7/93	Phx	132-110 W	12/23/01	Sac	101-133 L	2/21/10	Phx	104-88 W
1/18/73	Phx	96-119 W	2/6/80	Phx	97-95 W	3/7/87	Phx	105-102 W	1/15/94	Phx	119-103 W	1/5/02	Phx	112-118 L	11/12/10	Phx	103-89 W
2/25/73	KC-OM	111-109 W	3/18/80	K.C.	112-109 W	3/26/87	Sac	115-124 L	2/26/94	Phx	112-86 W	1/13/02	Sac	100-103 L	1/2/11	Sac	89-94 L
2/28/73	Phx	107-109 L	10/12/80	Phx	109-100 W	4/14/87	Phx	123-123 W	4/8/94	Sac	101-104 L	11/12/02	Sac	101-118 L	2/13/11	Phx	108-113 L
10/26/73KC-OM	93-98 L	11/1/80	K.C.	127-100 W	12/20/87	Sac	120-109 W	4/23/94	Phx	101-100 W	12/17/02	Sac	86-95 L	3/29/11	Sac	113-116 L	
11/29/73	Phx	119-99 W	12/3/80	K.C.	100-103 L	12/26/87	Phx	110-112 L	11/4/94	Phx	89-107 L	12/21/02	Phx	111-101 W			
1/4/74	KC-OM	97-122 L	3/8/81	K.C.	68-105 L	1/30/88	Phx	120-126 L	12/17/94	Phx	109-98 W	3/13/03	Phx	109-84 W			
1/11/74	Phx	100-117 L	3/25/81	Phx	101-110 L	2/13/88	Sac	116-114 W	1/3/95	Sac	108-100 W	12/14/03	Sac	102-107 L			
2/22/74	KC-OM	104-119 L	12/16/81	K.C.	81-97 L	4/9/88	Phx	95-92 W	3/30/95	Phx	113-96 W	1/9/04	Phx	93-113 L			
3/7/74	Phx	113-100 W	12/19/81	Phx	95-87 W	11/15/88	Sac	91-89 W	4/18/95	Phx	111-91 W	2/29/04	Sac	94-108 L			

*Overtime

Cincinnati Royals

% Kansas City-Omaha Kings

& Kansas City Kings

Suns Players Career Statistics vs. Kings

PLAYER	G-GS	MIN	FG-FGA	FT-FTA	PCT	PCT	OFF	DEF	TOT	AST	PF-DQ	STL	TOL	BLK	PTS	AVG	HI		
Hill	32-32	1045	205-418	490	6-23	.261	110-147	.748	36	143	179	98	93-0	49	57	20	526	16.4	35
Nash	54-45	1648	313-600	522	86-175	.491	129-140	.921	32	117	149	508	87-0	42	135	4	841	15.6	33
Childress	10-2	255	40-69	580	3-8	.375	31-38	.816	13	29	42	17	16-0	11	9	4	114	11.4	25
Gortat	6-1	148	25-39	.641	0-0	—	17-26	.654	6	38	44	2	15-0	2	4	12	67	11.2	20
Warrick	19-6	429	80-151	.530	3-6	.500	42-65	.646	24	74	98	8	37-0	11	23	5	205	10.8	26
Frye	19-8	456	76-162	.469	16-37	.432	22-36	.611	25	65	90	16	67-0	11	18	12	190	10.0	21
Dudley	13-1	270	41-89	.461	10-33	.303	13-17	.765	21	23	44	11	23-0	22	12	1	105	8.1	21
Lopez	10-5	145	27-53	.509	0-1	.000	13-17	.765	20	12	32	2	19-0	2	6	7	67	6.7	14

Series Highlights & Top Performances

The Suns have won 17 of the last 22 in the overall series, including 10 of the last 11 games at US Airways Center... Suns guard **Tony Delk**, a former King, set an ARCO Arena record with a career-high 53 points in a 121-117 overtime loss against his former team on January 2, 2001... The Kings ended a 24-game losing streak in Phoenix on February 9, 1999 with a 112-95 win... April 17, 1989, Phoenix recorded its largest margin of victory with 55 points in a 140-85 win... Series highs: December 20, 1987 in Sacramento, Sun **Larry Nance** scored 45 points in the Suns' 120-109 victory... Kings guard **Phil Ford** dished out 21 assists on February 23, 1979 in Kansas City... December 14, 1969 in Phoenix, **Gail Goodrich** tallied a Suns series-high 18 assists.

By The Numbers:

- Suns vs. Sacramento 2010-2011: 1-3**
- 11/12/10 at Phoenix:** Suns 103, Kings 89
- 1/2/11 at Sacramento:** Kings 94, Suns 89
- 2/13/11 at Phoenix:** Kings 113, Suns 108
- 3/29/11 at Sacramento:** Kings 116, Suns 113

- Suns largest margin of victory:** 55 (140-85, 4/17/89)
- Suns high point total:** 141 (11/27/91)
- Suns low point total:** 68 (3/8/81)
- Kings largest margin of victory:** 37 (122-85, 10/21/79)
- Kings high point total:** 141 (3/4/69)
- Kings low point total:** 80 (3/17/98)

All-Time Series Results:

- Suns vs. Kings at Phoenix:** 75-23
- Suns vs. Kings on road:** 45-52
- Suns vs. Kings overall:** 120-75

HOME

- Suns last win:** 11/12/10 (103-89)
- Suns last loss:** 2/13/11 (113-108)
- Streaks:** Lost one

AWAY

- Suns last win:** 2/5/10 (114-102)
- Suns last loss:** 3/29/11 (116-113)
- Streaks:** Lost two



San Antonio Spurs



One AT&T Center
San Antonio, TX 78219
(210) 444-5500
Fax: (210) 444-5003
www.spurs.com

2011-2012 vs. Suns:

January 15 at San Antonio
 March 27 at Phoenix
 April 14 at San Antonio
 April 25 at Phoenix

2010-2011 Finish:

61-21 (.744)

First in Southwest Division

Playoffs:

Lost to Memphis 4-2

Chairman & CEO	Peter M. Holt
President of Basketball Ops./Head Coach	Gregg Popovich
President of Sports Franchises/GM	R.C. Buford
Assistant Coaches	Mike Budenholzer, Don Newman, Brett Brown, Chip Engelland, Chad Forcier, Jacque Vaughn
Head Athletic Trainer	Will Seventing
Director of Media Services	Tom James
Media Services Manager	Jason Wallace
Senior Media Services Coordinator	Kris Davis
Home Court	AT&T Center (18,581, built in 2002)
Team Colors	Metallic Silver, Black
Radio	WOAI (1200 AM) Bill Schoening KCOR (1350 AM Spanish) Paul Castro
TV	KENS (Ch. 5), KMYS (Ch. 35), Fox Sports Southwest (Cable) Bill Land, Sean Elliott, Malik Rose, Andrew Monaco

2010-2011 Regular Season Stats – Suns vs. Spurs

PLAYER	G-GS	MIN	FG-FGA	PCT	3FG-FGA	PCT	FT-FTA	PCT	OFF	DEF	TOT	AST	PF-DQ	STL	TO	BLK	PTS	AVG
Richardson	1-1	36	8-18	.444	3-7	.429	2-2	1.000	1	2	3	2	3-0	2	1	0	21	21.0
Dudley	4-3	126	23-41	.512	8-16	.500	14-17	.824	7	17	24	9	10-6	6	7	2	64	16.0
Hill	4-4	128	23-47	.489	6-6	1.000	7-7	1.000	6	12	18	8	10-6	6	4	2	59	14.8
Nash	3-3	98	18-43	.419	3-7	.429	5-5	1.000	3	7	10	27	2-0	1	8	1	44	14.7
Gortat (TOT)	3-2	68	16-27	.593	0-0	—	1-3	.333	6	17	23	2	4-0	1	2	1	33	11.0
Gortat (PHO)	2-2	61	15-26	.577	0-0	—	1-3	.333	5	17	22	1	4-0	1	2	1	31	15.5
Brooks (TOT)	4-2	85	15-44	.341	4-13	.308	9-9	1.000	0	4	4	14	9-0	1	8	1	43	10.8
Brooks (PHO)	2-1	44	5-19	.263	1-5	.200	7-7	1.000	0	1	1	8	7-0	1	3	1	18	9.0
Lopez	4-2	65	14-23	.609	0-0	—	11-14	.786	7	17	14	0	10-0	0	1	2	39	9.8
Carter (TOT)	3-1	63	11-25	.440	1-5	.200	5-6	.833	1	4	5	4	13-0	0	5	0	28	9.3
Carter (PHO)	2-0	46	9-19	.474	1-4	.250	1-2	.500	1	4	5	2	9-0	0	4	0	20	10.0
Frye	4-3	121	13-38	.342	5-22	.227	6-7	.857	2	24	26	7	14-0	2	2	6	37	9.3
Pietrus (TOT)	1-0	26	3-6	.500	3-5	.600	0-0	—	0	5	5	1	5-0	0	1	9	9.0	
Warrick	4-0	78	13-24	.542	0-0	—	8-9	.889	4	11	15	4	8-0	1	4	3	34	8.5
Dragic	2-0	34	6-15	.400	0-4	.000	2-3	.667	1	2	3	12	5-0	0	3	0	14	7.0
Childress	4-0	74	13-22	.591	0-1	.000	1-2	.500	8	4	12	2	5-0	4	1	3	27	6.8
Dowdell	1-0	22	3-11	.273	0-1	.000	0-0	—	0	1	1	1	3-0	1	4	0	6	6.0
Turkoglu	1-1	17	2-7	.286	0-3	.000	2-2	1.000	1	1	2	0	1-0	2	0	0	6	6.0
Siler	2-0	12	1-2	.500	0-0	—	1-2	.500	1	1	2	0	3-0	0	2	2	3	1.5
Clark	1-0	0	0-0	—	0-0	—	0-0	—	0	0	0	0	0-0	0	0	0	0	0.0
SUNS	4	960	164-355	.462	27-76	.355	68-82	.829	47	111	158	83	94-0	27	49	23	423	105.8

PLAYER	G-GS	MIN	FG-FGA	PCT	3FG-FGA	PCT	FT-FTA	PCT	OFF	DEF	TOT	AST	PF-DQ	STL	TO	BLK	PTS	AVG
Hill	2-0	54	14-26	.538	4-9	.444	10-11	.909	1	3	4	7	5-0	1	0	0	42	21.0
Duncan	4-4	113	32-51	.627	0-0	—	6-10	.600	12	36	48	12	7-0	3	10	9	70	17.5
Jefferson	4-4	121	20-40	.500	11-19	.579	13-14	.929	4	12	16	6	5-0	3	5	0	64	16.0
Neal	4-0	93	19-37	.514	5-16	.313	10-12	.833	0	9	9	9	9-0	3	4	0	53	13.3
Green	1-0	24	5-9	.556	3-6	.500	0-0	—	1	3	4	0	2-0	1	1	1	13	13.0
Parker	4-4	117	17-48	.354	1-6	.167	14-20	.700	2	14	16	25	12-0	1	10	0	49	12.3
Bonner	3-0	67	9-20	.450	4-10	.400	9-11	.818	9	10	19	5	6-0	2	1	2	31	10.3
Ginobili	4-4	95	13-32	.406	3-15	.200	10-14	.714	0	8	8	11	6-0	3	6	1	39	9.8
McDyess	4-2	79	12-22	.591	0-0	—	3-4	.750	9	17	26	9	7-0	1	2	2	29	7.3
Blair	4-2	75	9-24	.375	0-0	—	6-6	1.000	13	16	29	5	12-0	3	11	0	24	6.0
Anderson	2-0	41	3-10	.300	1-7	.143	4-6	.667	1	1	2	3	4-0	1	5	2	11	5.5
Quinn	1-0	15	2-4	.500	1-2	.500	0-0	—	0	1	1	3	2-0	0	0	0	5	5.0
Splitter	3-0	37	5-9	.556	0-0	—	2-7	.286	4	2	6	0	5-0	1	0	1	12	4.0
Novak (TOT)	3-0	16	2-5	.400	2-5	.400	0-0	—	0	3	3	0	1-0	0	2	1	6	2.0
Novak (SA)	2-0	15	1-3	.333	1-3	.333	0-0	—	0	1	1	0	1-0	0	2	1	3	1.5
Temple	1-0	14	1-2	.500	0-0	—	0-2	.000	0	1	1	1	1-0	1	0	0	2	2.0
Gee	1-0	0	0-0	—	0-0	—	0-0	—	0	0	0	0	0-0	0	0	0	0	0.0
Udoka	1-0	0	0-0	—	0-0	—	0-0	—	0	0	0	0	0-0	0	0	0	0	0.0
SPURS	4	960	163-337	.484	34-93	.366	87-117	.744	56	134	190	96	84-0	24	58	19	447	111.8

San Antonio Spurs

Series Scores & Summary

Date	Site	Final	%	Date	Site	Final	%	Date	Site	Final	%	Date	Site	Final	%
10/27/76	S.A.	106-115	L	11/3/83	Phx	142-120	W	12/22/89	Phx	115-119	L	3/20/97	Phx	113-106	W
12/5/76	Phx	103-98	W	12/4/83	S.A.	122-106	W	3/19/90	Phx	102-113	L	4/18/97	S.A.	106-95	W
1/25/77	Phx	108-116	L	2/7/84	Phx	138-131	W	4/22/90	S.A.	93-108	L	1/9/98	Phx	100-79	W
3/8/77	S.A.	115-122	L	2/21/84*	S.A.	114-111	W	11/17/90	S.A.	114-128	L	2/14/98	S.A.	94-81	W
10/31/77	Phx	143-145	L	3/3/84	Phx	120-106	W	12/21/90*	Phx	128-132	L	2/22/98	Phx	97-79	W
11/3/77	S.A.	110-89	W	12/15/84	S.A.	111-120	L	2/14/91	S.A.	106-97	W	3/22/98	S.A.	83-93	L
11/20/77	Phx	134-112	W	1/19/85	S.A.	100-106	L	4/14/91	Phx	101-109	L	2/17/99	S.A.	79-76	W
4/4/78	S.A.	119-125	L	2/14/85	S.A.	102-131	L	12/13/91	S.A.	112-107	W	3/12/99	Phx	97-99	L
10/17/78	Phx	107-110	L	2/22/85	Phx	111-118	L	12/20/91	Phx	116-91	W	4/10/99	Phx	110-84	W
11/15/78	S.A.	125-119	W	3/7/85	Phx	119-117	W	3/7/92	S.A.	109-122	L	4/12/99	S.A.	77-94	L
2/2/79	Phx	133-108	W	11/20/85	Phx	121-100	W	4/16/92	Phx	121-101	W	11/7/99	Phx	77-74	W
3/16/79	S.A.	128-122	L	1/13/86	Phx	121-98	W	1/3/93*	S.A.	113-114	L	12/21/99*	S.A.	90-91	L
10/30/79	Phx	142-109	W	2/1/86	S.A.	112-111	W	1/29/93	Phx	125-110	W	1/7/00	Phx	83-102	L
1/2/80	S.A.	109-118	L	2/18/86	S.A.	114-120	L	2/23/93	S.A.	105-103	W	2/21/00	S.A.	98-89	W
11/5/80	S.A.	84-114	L	4/9/86	Phx	102-114	L	4/24/93	Phx	99-97	W	11/7/00	Phx	100-81	W
11/12/80	Phx	130-127	W	11/15/86	S.A.	116-109	W	11/10/03	Phx	101-93	W	12/13/00	Phx	103-93	W
12/2/80	S.A.	122-107	L	12/17/86	S.A.	81-94	L	1/13/94	S.A.	88-107	L	12/16/00	S.A.	82-90	L
12/25/80	Phx	131-111	W	1/9/87	Phx	100-115	L	4/6/94	Phx	107-95	W	3/1/01	S.A.	71-91	L
1/20/81*	S.A.	112-119	L	3/14/87	S.A.	108-121	L	4/16/94	S.A.	96-94	W	12/14/01	Phx	93-105	L
11/3/81	Phx	111-88	W	4/11/87	Phx	136-116	W	11/26/94	Phx	111-108	W	2/24/02	Phx	92-83	W
12/18/81	S.A.	108-104	W	11/14/87	Phx	124-113	W	2/22/95	S.A.	100-105	L	2/26/02	S.A.	91-99	L
1/19/82	Phx	108-96	W	12/12/87	S.A.	110-129	L	4/2/95	S.A.	106-109	L	4/16/02	S.A.	71-95	L
2/4/82	S.A.	112-118	L	2/18/88	Phx	114-122	L	4/12/95	Phx	115-111	W	11/29/02	Phx	94-87	W
4/14/82	Phx	104-92	W	3/1/88	S.A.	109-114	L	12/2/95	S.A.	93-101	L	1/14/03*	S.A.	100-108	L
11/7/82	S.A.	100-101	L	4/13/88	Phx	123-116	L	12/25/95	Phx	100-105	L	3/4/03	S.A.	104-97	L
12/21/82	S.A.	114-113	W	11/26/88	S.A.	104-117	L	3/31/96	S.A.	83-97	L	4/13/03	Phx	92-85	W
1/19/83	Phx	118-113	W	12/20/88	Phx	128-110	W	4/2/96	Phx	111-104	W	10/28/03	S.A.	82-83	L
3/2/83	Phx	110-106	W	4/15/89	Phx	137-91	W	12/20/96	Phx	93-76	W	1/23/04	Phx	84-86	L
3/9/83	S.A.	105-108	L	11/21/89	S.A.	98-107	L	12/21/96	S.A.	88-101	L	3/6/04	Phx	86-107	L

*Overtime

Suns Players Career Statistics vs. Spurs

PLAYER	G-6S	MIN	FG-FGA	PCT	3FG-FGA	PCT	FT-FTA	PCT	OFF	DEF	TOT	AST	PF-DQ	STL	TO	BLK	PTS	AVG	HI
Hill	29-27	1006	196-390	.503	12-21	.571	94-110	.855	30	153	183	113	76-1	32	49	17	498	17.2	31
Nash	49-44	1650	268-573	.468	52-122	.426	109-126	.865	26	139	165	397	96-0	34	149	3	697	14.2	30
Childress	12-2	328	47-85	.553	1-5	.200	14-18	.778	25	44	69	9	20-0	9	12	8	109	9.1	19
Warrick	22-2	378	71-142	.500	1-7	.143	45-60	.750	15	49	64	16	38-0	10	31	13	188	8.5	27
Frye	17-7	368	54-132	.409	14-37	.378	23-26	.885	11	64	75	16	49-0	11	13	12	145	8.5	17
Dudley	11-3	247	30-61	.492	10-25	.400	15-18	.833	13	29	42	16	16-0	9	10	3	85	7.7	27
Gortat	7-2	136	21-40	.525	0-0	—	4-9	.444	14	32	46	5	13-0	4	4	7	56	6.6	21
Lopez	8-3	112	18-34	.529	0-0	—	15-19	.789	12	14	26	1	16-0	1	2	8	41	6.4	14

Series Highlights & Top Performances

The Suns dropped three of four contests in 2010-11 and have won three of the last four games at US Airways Center... April 13, 2011, The Suns reached 40 wins in 2010-11, one of just four NBA teams with 40-plus wins in each of the last seven seasons (Dallas, Denver, San Antonio)... December 25, 2008, **Steve Nash** became only the 13th player in league history to reach 7,000 assists... January 21, 2005, **Manu Ginobili** scored a career-high and series-high 48 points in a 128-123 Suns overtime loss at USAC... November 29, 2002, **Stephon Marbury** had 43 points and set Suns, USAC record for points in a quarter with 26 points in fourth period and USAC mark with 34 second-half points... February 24, 2002, Phoenix posted the 1,500th win in club history in 2,730 games with a 92-83 win at USAC to become fourth-fastest NBA team to reach the 1,500-win mark (Boston, Lakers, Philadelphia)... April 6, 1994 in Phoenix, **Kevin Johnson** set a Phoenix record with 25 assists... April 2, 1995 in San Antonio, **Charles Barkley** scored a Suns series-high 45 points... November 10, 1993 in Phoenix, **Dennis Rodman** grabbed a series-high 25 rebounds.

By The Numbers:

Suns vs. San Antonio 2010-2011: 1-3

11/3/10 at Phoenix: Spurs 112, Suns 110

12/20/10 at San Antonio: Spurs 118, Suns 110

4/3/11 at San Antonio: Spurs 114, Suns 97

4/13/11 at Phoenix: Suns 106, Spurs 103

Suns largest margin of victory: 46 (137-91, 4/15/89)

Suns high point total: 143 (10/31/77)

Suns low point total: 71 (4/16/02, 3/1/01)

Spurs largest margin of victory: 30 (114-84, 11/5/80)

Spurs high point total: 145 (10/31/77)

Spurs low point total: 74 (11/7/99)

All-Time Series Results:

Suns vs. Spurs at Phoenix: 48-23

Suns vs. Spurs at San Antonio: 24-48

Suns vs. Spurs overall: 72-71

HOME
Suns last win: 4/13/11 (106-103)

AWAY
Suns last loss: 11/3/10 (112-110)

Spurs last win: 11/3/10 (112-110)

Spurs last loss: 4/3/11 (114-97)

Streaks: Won one Last four



Toronto Raptors



Air Canada Centre
50 Bay Street, Suite 500
Toronto, Ontario, Canada
M5J 2L2
(416) 815-5600
Fax: (416) 359-9331
www.raptors.com

2011-2012 vs. Suns:

January 24 at Phoenix

2010-2011 Finish:

22-60 (.268)

Fifth in Atlantic Division

Playoffs:

Did not qualify

Chairman of the Board	Larry Tanenbaum
President & General Manager	Bryan Colangelo
Head Coach	Dwane Casey
Assistant Coaches	Johnny Davis, Tom Sterner, Scott Roth, Micah Nori, Eric Hughes
Head Athletic Trainer	Scott McCullough
Director, Media Relations	Jim LaBumbar
Manager, Media Relations	Roven Yau
Coordinators, Media Relations	Phil Summers
Home Court	Air Canada Centre (19,800, built in 1999)
Team Colors	Red, Black, Silver
Radio	Sportsnet Radio The FAN (590 AM) Paul Jones, Eric Smith
TV	TSN, TSN 2, Sportsnet, Sportsnet One Matt Devlin, Leo Rautins, Jack Armstrong

2010-2011 Regular Season Stats – Suns vs. Raptors

PLAYER	G-GS	MIN	FG-FGA	PCT	3FG-FGA	PCT	FT-FTA	PCT	OFF	DEF	TOT	AST	PF-DQ	STL	TO	BLK	PTS	AVG
Brooks (TOT)	2-0	59	11-26	.423	4-10	.400	4-5	.800	1	4	5	15	3-0	4	6	0	30	15.0
Brooks (PHO)	1-0	34	9-16	.563	4-7	.571	3-4	.750	1	3	4	8	2-0	3	3	0	25	25.0
Frye	2-2	68	10-25	.400	5-14	.357	5-6	.833	1	10	11	5	5-0	2	2	0	30	15.0
Carter (TOT)	3-3	81	15-34	.441	5-10	.500	5-6	.833	0	11	11	3	5-0	8	2	2	40	13.3
Carter (PHO)	2-2	50	11-23	.478	5-10	.500	3-3	1.000	0	7	7	0	1-0	6	1	2	30	15.0
Pietrus (TOT)	3-0	52	12-24	.500	9-16	.563	5-6	.833	0	3	3	1	5-0	4	3	2	38	12.7
Pietrus (PHO)	2-0	22	4-13	.308	1-5	.200	5-6	.833	0	1	1	0	1-0	2	2	2	14	7.0
Nash	2-2	52	8-23	.348	1-5	.200	6-8	.750	0	10	10	19	2-0	0	2	0	23	11.5
Gortat (TOT)	3-0	71	14-19	.737	0-0	—	6-8	.750	7	12	19	3	5-0	0	3	6	34	11.3
Gortat (PHO)	2-0	67	13-18	.722	0-0	—	6-8	.750	7	12	19	2	4-0	0	3	6	32	16.0
Lopez	2-2	26	7-12	.583	0-0	—	2-2	1.000	2	5	7	0	4-0	0	0	2	16	8.0
Warrick	2-0	28	6-13	.462	0-0	—	4-6	.667	4	3	7	0	2-0	2	1	0	16	8.0
Dudley	2-0	63	5-15	.333	2-7	.286	1-2	.500	2	7	9	2	5-0	1	4	1	13	6.5
Dowdell	2-0	27	4-6	.667	0-0	—	2-2	1.000	0	2	2	7	0-0	1	2	0	10	5.0
Hill	2-2	28	1-4	.250	0-1	.000	6-6	1.000	1	3	4	3	2-0	1	3	2	8	4.0
Chidress	2-0	13	3-4	.750	0-0	—	0-0	—	2	1	3	1	0-0	1	0	0	6	3.0
Siler	1-0	3	0-0	—	0-0	—	1-2	.500	0	0	0	0	1-0	0	0	0	1	1.0
SUNS	2	480	81-172	.471	18-49	.367	44-55	.800	20	64	84	47	29-0	19	24	15	224	112.0

PLAYER	G-GS	MIN	FG-FGA	PCT	3FG-FGA	PCT	FT-FTA	PCT	OFF	DEF	TOT	AST	PF-DQ	STL	TO	BLK	PTS	AVG
Bargnani	2-2	74	22-37	.595	1-3	.333	8-11	.727	2	6	8	4	3-0	1	5	0	53	26.5
DeRozan	2-2	59	15-31	.484	0-1	.000	3-3	1.000	0	10	10	5	5-0	3	4	1	33	16.5
Barbosa	2-0	49	13-24	.542	3-8	.375	0-1	.000	0	2	2	3	3-0	1	2	0	29	14.5
Davis	2-0	46	8-12	.667	0-0	—	2-6	.333	9	5	14	1	6-0	1	2	2	18	9.0
J. Johnson (TOT)	3-2	74	11-18	.611	1-3	.333	3-5	.600	3	11	14	6	11-1	4	6	4	26	8.7
J. Johnson (TOR)	2-2	51	6-12	.500	0-1	.000	2-2	1.000	1	8	9	3	5-0	2	3	2	14	7.0
Bayless (TOR)	2-0	40	5-14	.357	0-1	.000	7-8	.875	0	8	8	7	6-0	2	2	0	17	8.5
A. Johnson	2-2	41	7-13	.538	0-0	—	1-2	.500	3	6	9	0	6-0	0	1	0	15	7.5
Weems	2-0	28	6-15	.400	0-2	.000	1-2	.500	2	3	5	1	0-0	2	0	0	13	6.5
Calderon	2-2	56	3-9	.333	0-2	.000	0-0	—	0	7	7	20	5-0	0	3	1	6	3.0
Ajinca (TOR)	1-0	13	0-3	.000	0-1	.000	0-0	—	0	1	1	0	2-0	0	0	0	0	0.0
Alabi	1-0	3	0-0	—	0-0	—	0-0	—	0	0	0	0	0-0	0	0	0	0	0.0
Evans	1-0	15	0-2	.000	0-0	—	0-0	—	2	4	6	0	3-0	2	0	0	0	0.0
Wright	1-0	6	0-0	—	0-0	—	0-0	—	0	1	1	0	0-0	1	2	1	0	0.0
RAPTORS	2	480	85-172	.494	4-19	.211	24-35	.686	19	61	80	44	44-0	11	30	7	198	99.0

Toronto Raptors

Series Scores & Summary

Date	Site	Final	W/L	Date	Site	Final	W/L
11/10/95	Tor	112-108	W	12/26/04	Phx	106-94	W
2/23/96	Phx	110-105	W	1/30/05	Tor	123-105	W
2/1/97	Tor	86-110	L	11/22/05	Phx	90-82	W
3/11/97	Phx	101-105	L	3/31/06	Tor	140-126	W
12/5/97	Phx	110-91	W	12/19/06	Phx	115-98	W
2/3/98	Tor	110-105	W	1/3/07	Tor	100-98	W
11/23/99	Phx	94-93	W	12/5/07	Tor	136-123	W
2/27/00	Tor	102-103	L	12/22/07	Phx	122-103	W
12/10/00	Tor	95-87	W	1/18/09	Tor	117-113	W
12/30/00	Phx	109-103	W	2/27/09	Phx	133-113	W
11/18/01	Phx	81-87	L	11/15/09	Phx	101-100	W
12/9/01	Tor	91-90	W	11/29/09	Tor	113-94	W
2/21/03	Tor	89-92	L	2/25/11	Tor	110-92	W
3/17/03*	Phx	95-91	W	3/23/11	Phx	114-106	W
1/4/04	Tor	73-83	L				
2/10/04	Phx	94-101	L				

*Overtime

Suns Players Career Statistics vs. Raptors

PLAYER	G-GS	MIN	FG-FGA	PCT	3FG-FGA	PCT	FT-FTA	PCT	OFF	DEF	TOT	AST	PF-DQ	STL	TO	BLK	PTS	AVG	HI
Hill	36-36	1304	234-478	.490	7-23	.304	171-221	.774	45	209	254	175	78-0	56	104	24	646	17.9	32
Nash	24-21	787	131-265	.494	33-71	.465	61-65	.938	12	79	91	243	29-0	20	66	1	356	14.8	27
Frye	14-7	336	63-127	.496	14-30	.467	37-41	.902	22	55	77	11	43-0	6	21	10	177	12.6	20
Childress	15-3	476	53-108	.491	4-11	.364	39-44	.886	22	60	82	26	24-0	18	19	12	149	9.9	19
Dudley	12-2	304	40-79	.506	6-21	.286	16-21	.762	22	30	52	7	26-0	10	7	5	102	8.5	17
Warrick	13-1	226	36-76	.474	1-1	1.000	33-44	.750	17	27	44	7	22-0	5	13	3	106	8.2	18
Lopez	4-2	35	7-12	.583	0-0	—	2-2	1.000	2	5	7	0	6-0	0	5	2	16	4.0	8
Gortat	12-0	138	18-31	.581	0-0	—	6-10	.600	10	28	38	6	16-0	1	4	7	42	3.5	17

Series Highlights & Top Performances

Phoenix swept the season series in 2010-11 for the seventh consecutive season for 14-straight wins, the longest active Suns streak against one opponent... Phoenix scored a series-high 140 points on March 31, 2006, the most points ever scored at the Air Canada Centre... January 30, 2005, Phoenix's 46 points in the third quarter of the team's 123-105 victory, was the most points scored ever in a quarter vs. Toronto... Toronto held the Suns to a series-low 73 points on January 4, 2004 in Toronto... February 27, 2000, **Vince Carter** scored 51 points for the Raptors in a 103-102 Toronto win... February 3, 1998, **Jason Kidd** dished out a series-high 16 assists... **Marcus Camby** tied a Raptors franchise record with nine blocked shots as Toronto gained its first-ever win over the Suns, 110-86, on February 1, 1997... The Raptors had 15 blocked shots as a team in that contest... On March 11, 1997, Toronto gained its first road victory in the series, 105-101, at USAC... Phoenix took the first-ever meeting in the series, 112-108, on November 10, 1995.

By The Numbers:

Suns vs. Toronto 2010-2011: 2-0

2/25/11 at Toronto: Suns 110, Raptors 92

3/23/11 at Phoenix: Suns 114, Raptors 106

Suns largest margin of victory: 20 (2/27/09, 133-113)

Suns high point total: 140 (3/31/06)

Suns low point total: 73 (1/4/04)

Raptors largest margin of victory: 24 (110-86, 2/1/97)

Raptors high point total: 126 (3/31/06)

Raptors low point total: 82 (11/22/05)

All-Time Series Results:

Suns vs. Raptors at Phoenix: 12-3

Suns vs. Raptors at Toronto: 11-4

Suns vs. Raptors overall: 23-7

	HOME	AWAY
Suns last win:	3/23/11 (114-106)	2/25/11 (110-92)
Suns last loss:	2/10/04 (101-94)	1/4/04 (83-73)

Streaks: Won seven Won seven



Utah Jazz



301 West South Temple
Salt Lake City, UT 84101
(801) 325-2500
Fax: (801) 325-2578
www.utahjazz.com

2011-2012 vs. Suns:

March 14 at Phoenix
April 4 at Utah
April 24 at Utah

2010-2011 Finish:

39-43 (.476)
Fourth in Northwest Division

Playoffs:

Did not qualify

Owner

Gail Miller
(part of Larry H. Miller Group of Companies)

President

Randy Rigby

Exec. VP, Basketball Operations/GM

Kevin O'Connor

Head Coach

Tyrone Corbin

Assistant Coaches

Scott Layden
Jeff Hornacek
Sidney Lowe

Head Athletic Trainer

Gary Briggs

Sr. Vice President, Communications

Linda Luchetti

Director, Communications

Jonathan Rinehart

Senior Manager, Communications

Derek Garduno

Manager, Communications

Hannah Lee

Home Court EnergySolutions Arena (19,911, built in 1991)

Team Colors Navy, Yellow, Green, Gray

Radio KFNZ (1320 AM) David Locke, Ron Boone

TV ROOT Sports (Cable)

Craig Bolerjack, Matt Harpring

2010-2011 Regular Season Stats – Suns vs. Jazz

PLAYER	G-GS	MIN	FG-FGA	PCT	3FG-FGA	PCT	FT-FTA	PCT	OFF	DEF	TOT	AST	PF-DQ	STL	TO	BLK	PTS	AVG
Nash	3-3	105	18-35	.514	7-15	.467	13-13	1.000	1	8	9	29	4-0	5	9	0	56	18.7
Frye	3-2	97	18-37	.486	9-24	.375	5-7	.714	2	20	22	2	9-0	3	4	3	50	16.7
Richardson	1-1	28	7-14	.500	2-4	.500	0-0	—	1	0	1	2	1-0	1	1	0	16	16.0
Brooks (TOT)	1-0	24	6-12	.500	2-4	.500	0-0	—	0	2	2	2	2-0	1	0	0	14	14.0
Carter (TOT)	4-4	110	20-43	.465	6-17	.353	7-9	.778	3	10	13	9	7-0	5	5	1	53	13.3
Carter (PHO)	2-2	45	6-17	.353	0-3	.000	4-6	.667	2	5	7	3	3-0	4	3	1	16	8.0
Turkoglu	1-1	22	3-8	.375	3-6	.500	4-4	1.000	0	1	1	1	5-0	1	1	0	13	13.0
Warrick	3-0	52	12-19	.632	0-0	—	10-13	.769	6	12	18	4	2-0	2	3	0	34	11.3
Hill	3-3	92	8-18	.444	1-5	.200	11-12	.917	3	16	19	6	7-0	2	6	0	28	9.3
Gortat (TOT)	4-0	99	16-28	.571	0-0	—	2-5	.400	8	21	29	4	10-0	3	6	5	34	8.5
Gortat (PHO)	2-0	67	11-20	.550	0-0	—	1-2	.500	3	14	17	3	6-0	2	3	3	23	11.5
Pietrus (PHO)	2-0	45	6-14	.429	4-10	.400	0-0	—	1	4	5	2	6-0	1	0	5	16	8.0
Lopez	3-3	48	9-22	.409	0-0	—	2-7	.286	7	5	12	1	10-1	2	2	3	20	6.7
Dragic	2-0	20	5-12	.417	0-2	.000	3-6	.500	0	2	2	7	0-0	0	4	0	13	6.5
Dowdell	2-0	19	3-9	.333	0-1	.000	3-3	1.000	1	1	2	2	0-0	0	1	0	9	4.5
Dudley	3-0	60	2-16	.125	1-8	.125	6-6	1.000	2	3	5	1	4-0	2	0	0	11	3.7
Childress	1-0	19	1-1	1.000	0-0	—	0-2	.000	1	2	3	0	1-0	2	0	0	2	2.0
SUNS	3	720	109-242	.450	27-78	.346	62-81	.765	30	93	123	63	58-1	27	41	15	307	102.3

PLAYER	G-GS	MIN	FG-FGA	PCT	3FG-FGA	PCT	FT-FTA	PCT	OFF	DEF	TOT	AST	PF-DQ	STL	TO	BLK	PTS	AVG
Jefferson	3-3	109	24-55	.436	0-0	—	8-12	.667	8	23	31	3	10-0	1	2	4	56	18.7
Millsap	3-3	108	21-35	.600	0-0	—	6-10	.600	9	12	21	6	11-0	2	6	2	48	16.0
Harris (TOT)	1-1	39	5-12	.417	1-4	.250	4-6	.667	0	1	1	15	6-1	3	5	0	15	15.0
Williams	3-3	119	13-42	.310	5-13	.385	12-13	.923	2	16	18	31	12-0	5	11	2	43	14.3
Kirilenko	2-2	45	8-16	.500	1-1	1.000	10-13	.769	1	6	7	6	2-0	2	5	1	27	13.5
Miles	3-2	91	17-42	.405	4-14	.286	2-2	1.000	1	9	10	5	8-0	1	2	2	40	13.0
Favors (TOT)	1-1	18	5-8	.625	0-0	—	2-3	.667	2	0	2	0	2-0	1	0	0	12	12.0
Hayward	3-1	81	11-17	.647	2-4	.500	5-7	.714	6	12	18	2	6-0	4	5	3	29	9.7
Bell	1-1	37	3-12	.250	1-5	.200	0-0	—	1	3	4	4	4-0	1	5	0	7	7.0
Evans	2-0	21	4-5	.800	0-0	—	1-2	.500	1	4	5	1	3-0	1	1	0	9	4.5
Watson	3-0	58	3-11	.273	3-6	.500	2-2	1.000	1	4	5	8	6-0	3	5	1	11	3.7
Price	1-0	3	1-1	1.000	0-0	—	0-0	—	0	0	0	0	2-0	1	0	0	2	2.0
Fesenko	3-0	24	2-6	.333	0-1	.000	0-0	—	2	4	6	1	4-0	2	2	0	4	1.3
Elson	3-0	23	1-3	.333	0-0	—	0-0	—	1	3	4	2	2-0	0	2	0	2	0.7
JAZZ	3	720	108-245	.441	16-44	.364	46-61	.754	33	96	129	69	70-0	23	49	15	278	92.7

Series Scores & Summary

Date	Site	Final %	Date	Site	Final %	Date	Site	Final %	Date	Site	Final %	Date	Site	Final %	Date	Site	Final %	
11/8/74	N.O.#	105-102	10/15/80	Utah	107-93	12/6/85	Phx	111-92	11/30/91*	Phx	134-125	3/24/98	Utah	73-92	11/30/04	Utah	115-102	W
11/26/74	Phx	120-110	11/29/80	Phx	108-90	2/22/86	Utah	97-105	1/31/92*	Utah	116-117	4/17/98	Phx	99-102	12/15/04	Phx	108-86	W
1/25/75*	Phx	94-90	2/4/81	Phx	114-89	3/7/86	Phx	103-105	3/1/92	Phx	114-109	2/11/99	Phx	74-82	1/12/05	Utah	108-115	L
2/21/75	N.O.	96-88	3/5/81	Utah	112-100	3/22/86	Utah	109-119	4/5/92	Utah	94-113	4/9/99	Utah	92-96	2/14/05	Phx	136-128	W
12/15/75	N.O.	104-89	3/29/81	Phx	105-90	1/15/87	Phx	123-107	11/12/92	Utah	102-91	4/21/99	Phx	91-82	11/5/05	Utah	97-88	W
12/21/75	Phx	107-120	11/7/81	Utah	87-95	2/10/87	Utah	102-98	2/26/93	Phx	113-106	4/26/99	Utah	99-85	11/18/05	Phx	102-94	W
2/14/76	Phx	112-93	12/5/81	Phx	101-99	2/13/87	Phx	105-98	4/11/93	Phx	112-99	12/27/99	Utah	91-92	3/21/06	Utah	99-107	L
2/20/76	N.O.	103-102	2/13/82	Utah	115-120	3/31/87	Utah	95-110	4/17/93	Utah	101-110	3/10/00	Phx	96-99	11/3/06	Phx	104-108	L
10/22/76	N.O.	98-111	3/3/82	Phx	115-102	4/5/87	Phx	112-98	11/27/93	Phx	120-98	4/6/00	Utah	85-105	11/18/06*	Utah	117-120	L
1/29/77	Phx	118-102	3/29/82	Utah	113-102	11/13/87	Utah	92-109	1/5/94	Utah	107-91	4/15/00	Phx	92-96	2/3/07	Phx	105-108	L
3/18/77	Phx	100-104	11/4/82	Phx	119-104	11/18/87	Phx	90-80	2/25/94	Utah	87-107	1/21/01	Utah	98-109	4/14/07	Utah	126-98	W
3/30/77	N.O.	100-112	12/25/82	Utah	111-101	2/17/88	Utah	103-108	3/6/94	Phx	92-103	2/25/01	Phx	90-80	12/12/07	Phx	103-98	W
10/28/77	N.O.	107-114	2/2/83	Phx	112-96	3/22/88	Utah	96-103	11/21/94	Utah	91-106	3/9/01	Utah	95-107	1/10/08	Utah	86-108	L
11/10/77	Phx	127-111	2/24/83	Utah	110-103	4/5/88	Phx	111-106	2/8/95	Utah	108-104	4/18/01	Phx	98-93	3/7/08	Phx	118-126	L
12/16/77	N.O.	126-113	3/29/83	Phx	115-107	3/29/83	Utah	121-134	2/19/95	Phx	110-107	11/26/01*	Utah	111-104	11/17/08	Utah	97-109	L
1/11/78	Phx	142-99	11/29/83	L.V.	110-114	2/6/89	Phx	104-87	3/28/95	Phx	102-111	11/30/01	Phx	98-76	12/6/08	Phx	106-104	W
11/27/80	N.O.	106-99	12/2/83	Phx	113-116	2/20/89	Utah	92-118	11/27/95	Phx	105-114	1/8/02	Utah	94-98	3/25/09	Phx	118-114	W
11/12/78	Phx	128-122	1/19/84	Utah	98-107	4/5/89	Phx	114-104	2/26/96	Utah	87-110	4/1/02	Phx	96-97	3/28/09*	Utah	99-104	L
2/17/79	Phx	136-112	2/2/84	Utah	95-116	12/13/89	Utah	95-102	4/4/96	Phx	107-100	11/19/02	Utah	76-99	1/25/10	Utah	115-124	L
3/18/79	N.O.	111-121	2/28/84	Phx	113-100	2/14/90	Phx	114-103	4/10/96	Utah	79-103	1/8/03	Utah	93-99	3/4/10	Phx	108-116	L
11/16/79	Utah	120-107	11/17/84	Utah	94-108	3/13/90	Utah	114-106	12/12/96	Utah	95-87	1/12/03	Phx	107-99	3/19/10	Phx	110-100	W
12/19/79	Phx	117-99	11/27/84	Phx	115-102	4/9/90*	Phx	119-115	1/16/97	Utah	91-95	3/19/03	Phx	86-99	4/14/10	Utah	100-86	W
1/13/80	Phx	106-103	1/12/85	Phx	110-94	11/2/90	Tokyo	119-96	1/22/97	Phx	99-111	11/5/03	Utah	80-91	10/28/10	Utah	110-94	W
1/15/80	Utah	115-108	4/6/85	Utah	94-105	11/3/90	Tokyo	101-102	4/15/97	Phx	122-127	2/7/04	Phx	92-96	2/11/11	Utah	95-83	W
2/28/80	Utah	111-101	4/12/85	Phx	96-92	2/6/91	Utah	110-103	11/4/97	Phx	106-84	3/12/04	Phx	90-99	2/15/11	Phx	102-101	W
3/7/80	Phx	110-94	11/1/85	Utah	110-121	4/2/91	Phx	131-117	2/26/98	Utah	97-108	4/14/04	Utah	88-84				

*Overtime # New Orleans Jazz

Suns Players Career Statistics vs. Jazz

PLAYER	G-65	MIN	FG-FGA	PCT	3FG-FGA	PCT	FT-FTA	PCT	OFF	DEF	TOT	AST	PF-DQ	STL	TO	BLK	PTS	AVG	HI
Hill	28-27	943	160-348	.460	2-24	.083	136-180	.756	34	113	147	94	67-0	23	72	15	458	16.4	34
Nash	50-43	1511	222-499	.445	65-174	.374	149-156	.955	23	124	147	427	112-0	39	150	5	658	13.2	29
Warrick	17-3	367	59-105	.562	1-2	.500	45-69	.652	22	61	83	13	36-0	7	24	8	164	9.6	18
Childress	7-1	191	20-38	.526	3-7	.429	21-29	.724	9	18	27	4	20-0	11	5	4	64	9.1	21
Frye	19-5	375	62-148	.419	19-50	.380	15-19	.789	18	55	73	16	64-1	13	14	16	158	8.3	31
Lopez	9-6	139	25-47	.532	0-0	—	9-16	.563	17	21	38	2	23-1	3	5	9	59	6.6	19
Gortat	8-1	157	23-42	.548	0-0	—	5-8	.625	17	31	48	4	20-0	4	10	13	51	6.4	12
Dudley	12-0	245	25-70	.357	7-29	.241	12-18	.667	12	28	40	12	25-0	10	9	1	69	5.8	15

Series Highlights & Top Performances

The Suns swept the season series in 2010-11 for the first time since 1982-83 and have won 15 of the last 26 contests... The Jazz have won 37 of the last 59 meetings in the series... Feb. 15, 2011, Channing Frye scored a then career-high 31 points and grabbed 11 rebounds for the first 30-10 game of his career... March 7, 2008, **Shaquille O'Neal** became only the 11th player in NBA history to reach 26,000 career points with 20 points (8-12 FG), seven rebounds and two blocks... April 14, 2007, Phoenix claimed its 61st victory of the season with a 126-98 win at Utah, the second-most in franchise history behind only the 2004-05 and 1992-93 teams that each won 62 games... February 7, 2004, **Amar'e Stoudemire** tied a franchise high and set an USAC record with 10 blocked shots in a 96-92 loss in Phoenix... March 18, 1977 in Phoenix, **Pete Maravich** scored series-high 51 points... January 15, 1987 in Phoenix, **Walter Davis** scored Suns series-high 45 points... April 2, 1991 in Phoenix, **Kevin Johnson** handed out a Suns series-best 20 assists... November 19 and March 22, 1988, **John Stockton** dished out a series-high 21 assists... October 28, 1977 in New Orleans, Jazz forward **Leonard "Truck" Robinson** grabbed series-high 25 boards.

By The Numbers:

Suns vs. Utah 2010-2011: 3-0

10/28/10 at Utah: Suns 110, Jazz 94

2/11/11 at Utah: Suns 95, Jazz 83

2/15/11 at Phoenix: Suns 102, Jazz 101

All-Time Series Results:

Suns vs. Jazz at Phoenix: 55-22

Suns vs. Jazz on road: 29-49

Suns vs. Jazz overall: 84-71

Suns largest margin of victory: 43 (142-99, 1/11/78)

Suns high point total: 142 (1/11/78)

Suns low point total: 73 (3/24/98)

Jazz largest margin of victory: 26 (118-92, 2/20/89)

Jazz high point total: 134 (11/19/88)

Jazz low point total: 76 (11/30/01)

	HOME	AWAY
Suns last win:	2/15/11 (102-101)	2/11/11 (95-83)
Suns last loss:	3/4/10 (116-108)	1/25/10 (124-115)

Streaks: Won two Won three



Washington Wizards



601 F Street NW
Washington, DC 20004
(202) 661-5000
Fax: (202) 661-5113
www.washingtonwizards.com

2011-2012 vs. Suns:

February 20 at Phoenix

2010-2011 Finish:

23-59 (.280)

Fifth in Southeast Division

Playoffs:

Did not qualify

Majority Owner

Ted Leonsis

President

Ernie Grunfeld

Head Coach

Flip Saunders

Assistant Coaches

Randy Wittman, Don Zierden,
Sam Cassell, Ryan Saunders,
Gene Banks

Head Athletic Trainer

Eric Waters

Senior Director, Communications

Scott Hall

Senior Communications Coordinator

Daren Jenkins

Home Court

Verizon Center (20,278, built in 1997)

Team Colors

Red, White, Blue

Radio

The Fan (106.7 FM) Dave Johnson, Glenn Consor

TV

Comcast SportsNet (Cable)
Steve Buckhantz, Phil Chenier, Chris Miller

2010-2011 Regular Season Stats – Suns vs. Wizards

PLAYER	G-GS	MIN	FG-FGA	PCT	3FG-FGA	PCT	FT-FTA	PCT	OFF	DEF	TOT	AST	PF-DQ	STL	TO	BLK	PTS	AVG
Richardson	1-1	31	7-13	.538	4-8	.500	3-4	.750	1	2	3	1	1-0	3	2	0	21	21.0
Nash	2-2	62	15-21	.714	3-4	.750	4-4	1.000	2	5	7	31	1-0	0	7	0	37	18.5
Frye	2-2	67	11-23	.478	8-17	.471	2-2	1.000	2	11	13	2	5-0	0	1	1	32	16.0
Brooks (TOT)	1-0	22	5-15	.333	1-5	.200	4-5	.800	1	3	4	5	2-0	0	1	0	15	15.0
Carter (TOT)	2-2	63	13-29	.448	3-9	.333	1-3	.333	1	14	15	3	4-0	0	2	2	30	15.0
Carter (PHO)	1-1	37	5-17	.294	1-4	.250	1-2	.500	1	9	10	1	2-0	0	2	2	12	12.0
Warrick	2-0	38	12-15	.800	0-0	—	6-10	.600	2	8	10	3	2-0	0	2	0	30	15.0
Hill	2-0	60	9-22	.409	0-2	.000	5-6	.833	0	7	7	3	1-0	3	2	23	11.5	
Dragic	2-0	34	7-13	.538	0-3	.000	3-5	.600	0	4	4	9	3-0	1	5	0	17	8.5
Lopez	1-1	14	3-7	.429	0-0	—	2-2	1.000	1	1	2	1	1-0	0	1	0	8	8.0
Gortat (TOT)	3-0	55	8-15	.533	0-0	—	7-7	1.000	7	16	23	1	8-0	4	4	1	23	7.7
Gortat (PHO)	1-0	30	4-7	.571	0-0	—	5-5	1.000	4	10	14	0	3-0	3	2	0	13	13.0
Barron	1-1	17	3-9	.333	0-0	—	1-1	1.000	6	2	8	0	1-0	0	1	0	7	7.0
Turkoglu	1-0	19	2-4	.500	1-1	1.000	2-2	1.000	2	2	4	3	3-0	2	1	1	7	7.0
Childress	1-0	17	3-3	1.000	0-0	—	0-4	.000	0	1	1	0	2-0	2	1	0	6	6.0
Dudley	2-0	47	3-9	.333	2-6	.333	4-5	.800	0	4	4	1	1-0	0	3	0	12	6.0
Pietrus (TOT)	2-0	41	4-13	.308	3-7	.429	0-0	—	0	7	7	1	6-0	3	3	0	11	5.5
Siler	2-0	4	3-3	1.000	0-0	—	1-2	.500	2	1	3	0	1-0	0	0	0	7	3.5
Clark	1-0	3	1-1	1.000	0-0	—	0-0	—	0	0	0	0	0-0	0	1	0	2	2.0
SUNS	2	480	88-167	.527	19-45	.422	39-54	.722	23	67	90	55	27-0	14	34	6	234	117.0

PLAYER	G-GS	MIN	FG-FGA	PCT	3FG-FGA	PCT	FT-FTA	PCT	OFF	DEF	TOT	AST	PF-DQ	STL	TO	BLK	PTS	AVG
Young	2-1	65	18-34	.529	6-13	.462	3-5	.600	3	9	12	3	8-0	0	3	1	45	22.5
Blatche	2-2	68	17-30	.567	0-0	—	4-4	1.000	3	7	10	5	4-0	1	8	1	38	19.0
Lewis (TOT)	2-2	72	12-24	.500	1-7	.143	4-4	1.000	3	12	15	1	5-0	3	7	1	29	14.5
Lewis (WAS)	1-1	38	6-15	.400	0-5	.000	4-4	1.000	3	9	12	1	2-0	1	3	1	16	16.0
Arenas	1-0	32	6-13	.462	2-6	.333	0-1	.000	0	1	1	6	2-0	1	0	1	14	14.0
Wall	2-2	82	8-25	.320	1-3	.333	6-9	.667	0	6	6	26	4-0	7	9	1	23	11.5
Gee	1-1	17	3-6	.500	0-2	.000	2-2	1.000	2	1	3	0	1-0	0	1	0	8	8.0
Yi	2-0	32	6-16	.375	1-3	.333	0-0	—	4	5	9	1	3-0	1	2	0	13	6.5
Booker	2-0	21	5-8	.625	0-0	—	1-1	1.000	4	1	5	0	2-0	1	1	0	11	5.5
Hinrich	2-1	32	4-8	.500	2-3	.667	0-0	—	0	7	7	4	7-0	1	2	0	10	5.0
Seraphin	1-0	15	2-5	.400	0-0	—	0-0	—	3	2	5	1	2-0	0	0	2	4	4.0
Thornton	2-0	29	3-10	.300	0-0	—	2-2	1.000	0	4	4	0	3-0	0	1	0	8	4.0
McGee	2-2	39	3-8	.375	0-0	—	0-0	—	3	6	9	0	4-0	1	1	2	6	3.0
Martin	2-0	4	1-1	1.000	1-1	1.000	0-0	—	0	1	1	1	0-0	0	1	0	3	1.5
Armstrong	1-0	5	0-1	.000	0-0	—	0-0	—	0	1	1	0	3-0	1	0	0	0	0.0
Crawford (TOT)	1-0	9	0-3	.000	0-2	.000	0-0	—	0	1	1	1	1-0	1	0	0	0	0.0
WIZARDS	2	480	82-180	.456	13-36	.361	22-28	.786	25	60	85	48	45-0	15	34	10	199	99.5

Washington Wizards

Series Scores & Summary

Date	Site	Final	%	Date	Site	Final	%	Date	Site	Final	%	Date	Site	Final	%
10/20/08	Phx	122-134	L	11/17/72	Bal	106-117	L	12/9/78	Was	98-101	L	1/2/89	Was	125-122	W
11/29/08	Bal#	106-124	L	1/14/73	Bal	85-94	L	12/20/78	Phx	129-137	L	11/18/89	Phx	118-107	W
12/21/08	Bal	117-131	L	2/21/73	Bal	107-98	W	1/5/79	Was	94-104	L	3/7/90	Was	113-111	W
1/11/09	Phx	107-118	L	11/4/73	Cap#	99-102	L	2/15/79	Was	119-108	W	1/15/91	Phx	127-97	W
2/20/09	Bal	121-140	L	12/7/73	Phx	114-92	W	12/11/79	Was	123-99	W	3/8/91	Was	117-91	W
3/10/09	Phx	121-140	L	1/27/74	Phx	127-107	W	2/15/80	Was	116-104	W	1/25/92	Was	121-115	W
11/19/09	Bal	118-133	L	2/6/74	Cap	101-109	L	2/28/81	Was	98-108	L	2/15/92	Phx	124-98	W
11/21/09	Bal	116-126	L	11/2/74	Was	94-108	L	2/8/81*	Phx	113-107	L	12/15/92	Phx	125-115	W
11/25/09	Phx	124-134	L	1/8/75	Phx	95-102	L	12/12/81	Phx	98-105	L	1/22/93	Was	122-115	W
12/10/09	Bal	137-107	W	2/4/75	Phx	90-89	W	3/9/82	Was	103-95	W	3/9/94	Was	142-106	W
1/15/70	Phx	124-115	W	2/19/75	Was	97-120	L	11/24/82	Phx	93-106	L	12/6/94*	Was	ppd	
1/18/70	Phx	134-133	W	12/5/75	Phx	87-82	L	1/29/83	Phx	82-88	L	12/19/94	Phx	113-102	W
10/31/70	Bal	103-106	L	1/1/76	Was	103-114	L	1/15/84	Phx	110-101	W	1/23/07	Was	127-105	W
11/20/70	Bal	110-121	L	1/24/76	Phx	84-100	L	3/16/84*	Was	110-109	W	4/6/95	Was	127-123	W
1/16/71	Phx	117-100	W	1/28/76	Was	89-92	L	12/13/84	Phx	116-86	W	12/20/95*	Phx	106-104	W
2/9/71	Phx	120-115	W	1/25/76	Phx	104-98	W	1/26/85*	Was	105-110	L	2/4/96*	Was	123-115	W
2/9/71	Phx	108-111	L	1/7/77	Was	99-99	L	1/8/86	Phx	109-97	W	12/18/96	Phx	114-107	W
3/7/71	Bal	94-101	L	2/10/77	Phx	103-109	L	1/23/86	Was	112-114	L	1/8/97*	Was	113-115	L
10/30/71	Coll. Park	103-109	L	3/6/77*	Was	110-118	L	1/23/87	Was	90-109	L	3/4/98	Was	99-109	L
1/9/72	Coll. Park	103-109	L	11/4/77	Was	96-113	L	2/16/87	Phx	110-124	L	3/27/98	Phx	89-85	W
1/16/72	Phx	104-107	L	11/4/78	Phx	114-101	W	2/27/88	Phx	106-116	L	12/9/99	Phx	99-85	W
2/10/72	Phx	131-98	W	1/22/78	Phx	121-109	W	3/9/88	Was	111-115	L	2/24/00	Was	92-83	W
3/1/72	Phx	90-95	L	2/24/78*	Was	120-121	L	12/6/88	Phx	130-92	W	1/27/01	Was	82-89	L
10/15/72	Phx	107-98	W												

*Overtime # Baltimore Bullets % Capital Bullets +postponed due to condensation on court, made up 4/6/95

Suns Players Career Statistics vs. Wizards

PLAYER	G-GS	MIN	FG-FGA	PCT	3FG-FGA	PCT	FT-FTA	PCT	OFF	DEF	TOT	AST	PF-DQ	STL	TO	BLK	PTS	AVG	HI
Hill	41-41	1448	303-575	.527	7-26	.269	211-290	.728	37	229	266	183	87-1	51	101	28	824	20.1	46
Nash	25-23	819	139-287	.484	37-91	.407	76-85	.894	11	71	82	257	43-0	11	76	2	391	15.6	42
Frye	13-8	320	61-130	.469	17-36	.472	15-19	.789	25	54	79	12	34-0	6	19	9	154	11.8	30
Warrick	14-1	298	48-90	.533	0-2	.000	51-63	.810	16	40	56	10	29-0	3	20	6	147	10.5	26
Childress	15-4	458	55-105	.524	6-13	.462	36-48	.750	35	54	89	25	37-2	14	27	4	152	10.1	17
Lopez	3-1	32	7-15	.467	0-0	—	4-5	.800	3	3	6	1	3-0	1	3	1	18	6.0	8
Gortat	13-0	158	22-41	.537	0-0	—	12-14	.857	23	39	62	5	18-0	7	8	8	56	4.3	13
Dudley	9-1	170	10-32	.313	6-14	.429	12-15	.800	5	16	21	13	12-0	6	9	0	38	4.2	11

Series Highlights & Top Performances

The Suns swept the series for the fourth consecutive season in 2010-11 and have won 34 of the last 44 meetings in the series, including 19 of the last 22 games at home... December 22, 2006, **Gilbert Arenas** scored a USAC-record 54 points and led the Wizards to a 144-139 overtime win to snap the Suns' then franchise-record 15-game win streak - the Suns had arrived home just hours before tip off after two snow bound days in Denver... In his final appearance in the Valley, **Michael Jordan** scored 14 points on March 21, 2003 in the Suns' 109-83 victory... February 15, 2002, Jordan hit a jumper with :00.2 left to give Washington a 97-96 win in Phoenix... **Tom Chambers** scored a Suns series-high 44 points on March 7, 1990... November 29, 1968 in Baltimore, Bullet **Wes Unseld** grabbed a series-high 26 rebounds... February 8, 1981 in Phoenix, Bullet **Kevin Porter** dished a series-high 17 assists... December 9, 1993 in Phoenix, **Kevin Johnson** picked a series-best 10 steals... **Manute Bol**, standing 7-7, blocked a series-high 10 shots January 8, 1986.

By The Numbers:

Suns vs. Washington 2010-2011: 2-0

12/5/10 at Phoenix: Suns 125, Wizards 108
1/21/11 at Washington: Suns 109, Wizards 91

All-Time Series Results:

Suns vs. Wizards at Phoenix: 36-20
Suns vs. Wizards on road: 21-35
Suns vs. Wizards overall: 57-55

Suns largest margin of victory: 38 (130-92, 12/6/88)

Suns high point total: 142 (3/9/94)

Suns low point total: 82 (1/29/83, 1/27/01)

Wizards largest margin of victory: 23 (120-97, 2/19/75)

Wizards high point total: 144 (12/22/06*)

Wizards low point total: 83 (2/24/00; 3/21/03)

	HOME	AWAY
Suns last win:	12/5/10 (125-108)	1/21/11 (109-91)
Suns last loss:	12/22/06 (144-139*)	1/15/05 (108-103)
Streaks:	Won four	Won six



Community Outreach

NBA Cares

Community outreach is integral to the Phoenix Suns mission. Last year, the Suns:

- Renovated a reading and learning center
- Refurbished two basketball courts
- Donated over 40,000 pounds of food to local agencies to feed the hungry
- Provided holiday gifts to children at St. Joseph's Hospital and Medical Center
- Totaled over 8,000 volunteer hours throughout the Valley to assist non-profits
- Over 18,000 kids play basketball through the Jr. Suns/Jr. Mercury basketball program

EDUCATION

Live, Learn and Play Projects

The cornerstone of the Suns' projects is based off the principles of: building places to live, creating places to play and renovating places to learn. Throughout the season, the Suns touch thousands of people through these projects. In addition, Suns players and The Gorilla support these programs through various appearances at each. Other components of the program include book drives, essay contests, and television and radio public service announcements.

Suns/Diamondbacks Education Academy

The problem of high school dropouts is startling. In 2009-10, 5.1% of Arizona's high school students dropped out, including 4,500 dropouts from the Phoenix Union High School District alone...one of the highest dropout rates in the country.

The Suns are proud to be part of a unique solution addressing the dropout problem. In partnership with Communities in Schools of Arizona, the Suns/Diamondbacks Education Academy provides educational opportunities to high-risk students ages 16-21 who have out-aged high school. The academy does so by addressing their needs through individualized programs that are motivational and are offered at times that meet their schedules. Although PUHSD, the largest district in the Valley, is the educational partner in this project, students from throughout metro Phoenix are eligible to attend the Academy. Throughout the year, Suns and Diamondbacks employees visit the school to encourage students and reward their accomplishments.

Quest for Quality

The Suns donate thousands of complimentary tickets to schools and charity organizations each season. Through the Quest for Quality program, sponsored by APS, Arizona schools apply for an allotment of tickets to be used as student rewards for exemplary behavior and achievement. Two students from each school are selected to have his/her picture taken with a Suns player on the court at halftime, and every student receives a certificate of achievement.

COMMITMENT TO COMMUNITY

Jr. Suns/Jr. Mercury Youth Basketball Leagues

Jr. Suns/Jr. Mercury Youth Basketball Leagues provide kids with the opportunity to learn what it takes to win... both on and off the court. Kids of all skill levels can participate in leagues that run throughout the year and even have a chance to scrimmage in front of the home crowd at US Airways Center. Special visits by Suns and Mercury players, coaches and alumni provide added motivation for the kids. By showing kids that a winning attitude goes a long way, Jr. Suns/Jr. Mercury provides boys and girls ages 6-18 a chance to learn the important lessons of life, the value of a good education, good sportsmanship and giving back to the community. The program is sponsored by Blue Cross Blue Shield of Arizona, Dick's Sporting Goods and Gatorade.

Suns Nite Hoops

Suns Nite Hoops is an educational, job placement and recreational program for young adults. This free organized basketball league offers men ages 18-25 a positive alternative to drugs, gangs and violence. Though the hoops are the big draw, participants are required to attend a 45-minute educational workshop prior to each game. There they meet with professional facilitators to discuss important issues such as improving their education and learning personal development skills. Suns Nite Hoops also provides two case managers who work one-on-one with each participant as they work toward specific, personal goals. The success of the program has helped young men change their lives and become productive members of the community.

Wheelchair Suns Basketball

The Arizona Spinal Cord Injury Association, the Paralyzed Veterans Association and the Suns, the Wheelchair Suns compete in the National Wheelchair Basketball Association. The team has been nationally-ranked in the past and also assist in the community. For younger students, the team presents, "It's OK To Be Different," a look at what makes us unique. For high school students, the team presents a safe driving campaign that includes public service announcements and school assemblies. These sessions include a personal story from a team member who tells how he was injured in a car accident and what could be done to prevent such accidents.

Suns Alumni Summer Youth Basketball Camps

This summer the Phoenix Suns will host more than 1,500 Valley youth as they head to Grand Canyon University to participate in the Suns Alumni Summer Youth Basketball Camps. Suns legends Connie Hawkins, Mark West, John Shumate, Alvan Adams, Tim Kempton and Suns broadcaster Tom Leander manage the camps. With assistance from the Parks and Recreation Department of the City of Phoenix, the Suns invite kids ages 6-15 living in urban areas to attend the daily activities. The free camps include basketball drills and games, special appearances and presentations, and each child leaves with a memento of their day with the Suns.



Community Appearances

Meeting a Phoenix Suns player can be a significant experience in the life of a child... or any fan! Suns players, coaches and alumni make appearances year-round, allowing the Suns to support hundreds of community organizations in a unique way. Appearances at schools, hospitals, parks, stores, basketball camps and community events help many other organizations raise funds and build community awareness for their cause.

And the ever-entertaining Gorilla, now a member of the Mascot Hall of Fame, makes friends throughout the state on more than 250 community appearances annually. Many times, he is joined by the Phoenix Suns Entertainment Team, which includes Suns dancers, Verve Sol Patrol and the Suns Toyota Tundra.

Donations

The Phoenix Suns support hundreds of non-profit and educational organizations each year with donations of cash, merchandise, and autographed items. Thanks to Phoenix Suns players who purchase blocks of tickets to each game, many kids have the chance to see a Suns game live for the very first time. And through Suns Charity Seats, season ticket holders may donate unused seats, which are then donated to non-profit organizations that assist the needs of children.

Through the APS Powers Players program, the Suns renovate old basketball courts. A dedication ceremony features player and alumni clinics for kids who will use the court. In the past five years, the Suns have renovated more than 50 courts statewide.

Volunteer Efforts

As a community leader, the Phoenix Suns franchise takes the position of role model very seriously. That's why we are a major contributor to the United Way and the United Way Day of Caring. In addition, Phoenix Suns employees serve on numerous community boards and committees, leading a wide variety of charitable efforts throughout the community and state.

Environmental Leaders

Suns Legacy Partners is committed to becoming conscious and educated about sustainable and environmentally friendly initiatives in order to institute positive change within our organization. Furthermore, by implementing these practices, we hope that others will conform to also make changes for the better of the environment.

PHOENIX SUNS CHARITIES

Phoenix Suns Charities uses the unique resources of the Suns organization to raise funds that will address the needs of children and families in Arizona. Since its creation in 1989, the foundation has raised over \$11 million through special events, sponsor programs and sports memorabilia auctions.

Annually, Suns Charities grants serve over 120 non-profit organizations that focus on children and youth in the areas of education, health and human services, the arts, as well as sports, recreation and rehabilitation. In 2008, Suns Charities grants topped the one million dollar mark for the first time. The foundation also sponsors the SunStudent Scholarship Program, which awards \$35,000 in scholarships to Arizona High School seniors who have made a significant commitment to community service. In this way, Phoenix Suns Charities is helping to nurture the next generation of community volunteers.

Investing in the community is important to the Phoenix Suns. In fact, the combined value of Suns grants, donations, scholarships, merchandise, tickets and memorabilia now exceeds \$1 million annually.

Questions or comments regarding Phoenix Suns Charities should be directed to Kathy Pidgeon, executive director, at (602) 379-7900 or kpidgeon@suns.com.



NBA Community Outreach

NBA CARES


NBA Cares is the league's global social responsibility program that builds on the NBA's long tradition of addressing important social issues. The NBA and its teams and players support a wide range of initiatives, partners, and programs that strive to positively impact children and families around the world.

As part of the league's mission to demonstrate leadership in social responsibility, NBA Cares reaches communities using philanthropy, hands-on service, and creating legacy projects. Since the program's October 2005 launch, the league, its players, and its teams have donated more than \$140 million to charity, provided more than 1.1 million hours of hands-on service, and created more than 500 places where kids and families can live, learn, or play.

NBA Cares reaches millions of children and adults through specialized programs – including NBA FIT and Basketball without Borders – that support education, youth and family development, and health and wellness. The league and its teams and players also promote environmental awareness and sustainability through NBA Green. During annual high-profile league events, including NBA All-Star, The Finals, and international preseason games, NBA Cares initiates community outreach efforts to tap into the power of sport for positive social change.

Thanks to strong partnerships with internationally recognized community organizations – including KaBOOM!, Special Olympics, Boys & Girls Clubs of America, UNICEF, the Make-A-Wish Foundation, the Global Business Coalition on HIV/AIDS, Malaria and Tuberculosis, and the UN Foundation – NBA Cares makes a positive and lasting impact in communities around the world.

For more information about the NBA's latest community outreach efforts, please log on to: www.nba.com/cares.



U·S Airways Center

From its planning inception in 1988 and eventual opening in June of 1992, US Airways Center (formerly America West Arena, as of January 6, 2006) was the benchmark for other cities and other sports facilities. Its design boasted innovations that had not been seen in arenas of its day including multi-story suite levels, attached premium parking facilities, and integrated team practice facility. Both public and private critics saw US Airways Center as a catalytic project capable of stimulating urban growth.

In its first full year of operation, the arena received every award a new venue of its kind was afforded, including *Best New Concert Venue* by Performance Magazine and *Best NBA Facility* by acclaim of those who know best, the players themselves.

Through the course of the 90's, new facilities around the country followed the example of US Airways Center and new projects sprung up in nearly all the major western state metropolitan areas: Denver, Portland, Seattle, Salt Lake City and in 1999, Los Angeles and Dallas with dramatic new STAPLES Center and American Airlines Center. Technology changed, entertainment options proliferated and the city's emerging new downtown continued to evolve in positive ways.

The US Airways Center completed a major \$70 million expansion and improvement project in 2004. Gone is the block exterior, replaced with soaring glass walls. The outdoor ticket office is now enclosed inside the new 14,000 square foot Casino Arizona Pavilion, serving as a grand entrance highlighted by a 12 x 20 foot video wall. On the east side, the Bud Light Paseo is a flexible outdoor entertainment venue covered by a football field-length canopy featuring state-of-the-art sound and video projection systems, as well as the stylish Bud Light bar area and facilities that double as television studio facilities for Suns telecasts and a performance stage for music events. Other improvements include new technology installed in the bowl including a 900-foot LED ribbon, a center-hung scoreboard with HDTV screens, a new sound system, a new Courtside Club, Toyota Club and Verve Energy Lounge nightclub, and the APS Gorilla Greenhouse, a 7,000 square foot family friendly active home to the Phoenix Suns Gorilla. At street level the US Airways Center now features a Starbucks, an expanded Team Shop and the Toyota Club.

Management: Sports and Entertainment Services

Parking: 900-space attached garage;
1,500-space garage next door

Suites: 87 luxury suites and six party
suites on two mid-level concourses

Accessible Seating: Available on all levels

Media Entrance: NE (located on Jefferson St.)

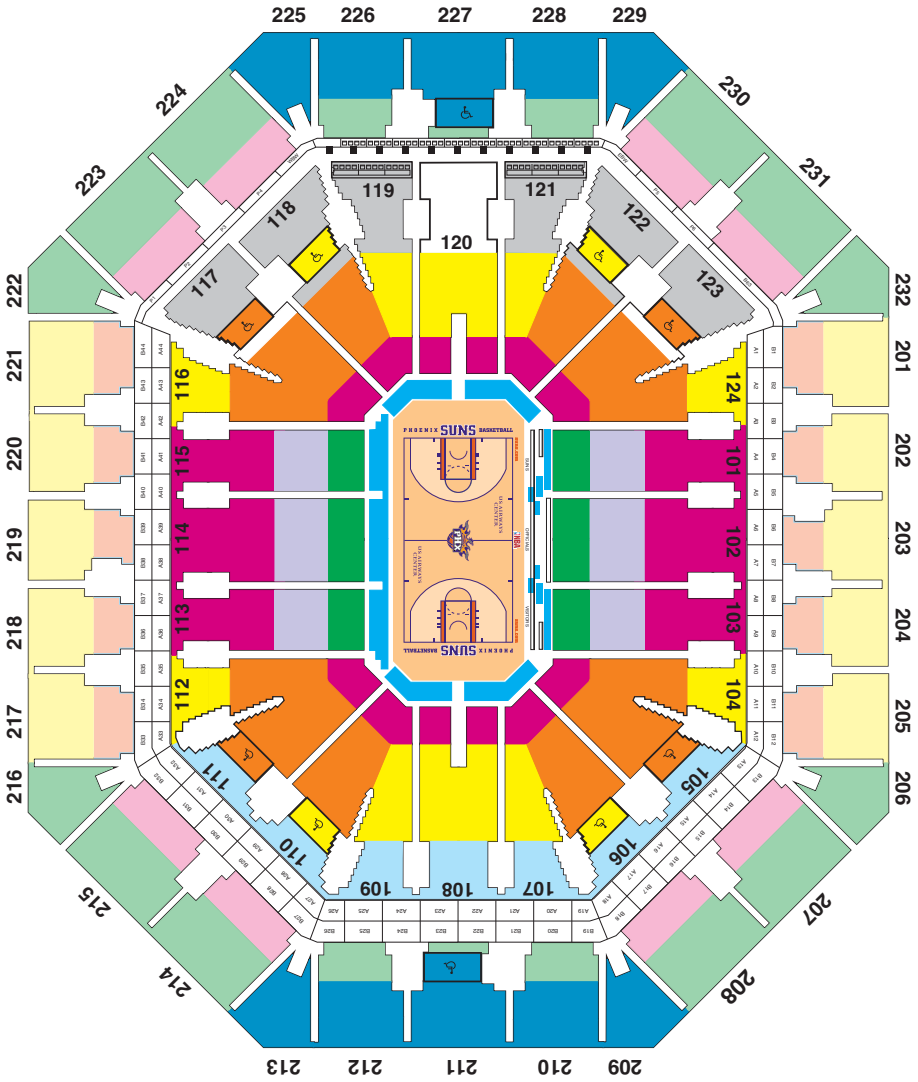


US Airways Center



U.S. AIRWAYS CENTER

US Airways Center



Seating: 18,422 for basketball



620 AM - ARIZONASPORTS.COM

CATCH EVERY



BUZZER BEATER

WHAM-

BAM-

SLAM

SHAZAM!

**ON YOUR EXCLUSIVE
HOME FOR PHOENIX
SUNS BASKETBALL!**

Text SUNS to 620620
for breaking SUNS news & alerts

*Msg rates may apply





SUNS.COM

