

DEPARTMENT OF DEFENSE



BASE STRUCTURE REPORT - FISCAL YEAR 2015 BASELINE

A Summary of the Real Property Inventory



**Department of Defense
Base Structure Report
FY 2015 Baseline**

I.	Introduction	DoD-2
II.	Organization	DoD-2
III.	Display Criteria and Definitions	DoD-3
IV.	Portfolio Summary	DoD-6
V.	Personnel Assigned by Military Installation	DoD-17
VI.	Site Size by Location Summary.....	DoD-18
VII.	Total DoD Inventory.....	DoD-29
VIII.	Individual Service Inventories05256225	
	Army	ARMY-1
	Navy	NAVY-1
	Air Force.....	AIR FORCE-1
	Marine Corps.....	USMC-1
	Washington Headquarters Services.....	WHS-1
VIX.	State/Territories Army National Guard Inventory	STATE-1
X.	Personnel Data from DMDC.....	PERS-1
XI.	Acronyms	APPENDIX-A

Department of Defense Base Structure Report FY 2015 Baseline

I. Introduction

The Base Structure Report (BSR) – FY 2015 Baseline is a snapshot of real property data collected as of September 30, 2014, and serves as the baseline for the start of the next fiscal year. The data presented here is a consolidated summary of the Military Departments’ native real property inventory (RPI) data submitted annually in accordance with DoD Instruction 4165.14, “Real Property Inventory and Forecasting”, to support the requirements of title 10, U.S. Code, section 2721, “Real Property Records.”

This consolidated database, known as the Real Property Assets Database (RPAD), is the source for all DoD RPI data reporting requirements throughout the year. This report is very popular and used by many diverse users, so we are continually trying to adjust the data displays to reflect the most commonly requested information on DoD RPI. While not intended to answer every single question about DoD’s real property portfolio, the BSR should provide most readers with accurate background information about the vast majority of issues regarding DoD’s real property infrastructure.

With the increased focus on reducing the federal government’s real estate footprint, DoD has been a leader in the Freeze the Footprint initiative to not increase the overall infrastructure square footage from a baseline established in 2012. The initiative, focused primarily on office and warehouse space, has already seen a reduction of over 11 million square feet through disposal, consolidation, lease termination or demolition. This figure represents over 50% of the total federal government’s Freeze the Footprint savings.

Even with these reductions, DoD is still one of the Federal government’s larger holders of real estate managing a global real property portfolio that consists of nearly 562,000 facilities (buildings, structures, and linear structures), located on over 4,800 sites worldwide and covering over 24.9 million acres.

II. Organization

As with previous years’ version, the BSR – FY 2015 Baseline provides a comprehensive listing of all sites owned or managed by DoD based on the criteria provided in Section III of this report. The portfolio summary provides an overview of the size of the DoD inventory, followed by the summary information, first arrayed alphabetically by State for all of DoD, and then repeated in sections dedicated to each Service. The last section provides summary details on sites managed by the States as part of the Army National Guard. All other Reserve Component sites are reported as part of their respective Military Department.

It is important to understand, when using this report, that the physical base structure is dynamic, and will naturally change throughout the year (new construction, demolitions, etc.). Since the BSR is an annual “snapshot” of the DoD’s physical plant, the data is just

Department of Defense Base Structure Report FY 2015 Baseline

captured at the end of the fiscal year - for this report on September 30, 2014. Since sites and assets continue to be listed in the BSR until they are legally removed from the inventory, even though they may be in various stages of activity, it is not unusual to find unutilized assets still reported in the BSR while awaiting disposal. For the purpose of this inventory reporting, a site is defined as a specific geographic location containing real property assets. Each site is then assigned a Real Property Site Unique Identifier (RPSUID), along with a name specific to that location. Sites are usually assigned to military installations even though they may be physically separated in location.

The last section of this report reflects authoritative personnel data within the constraints of data reporting by the Defense Manpower Data Center (DMDC). This section is not managed by this office, so any questions should be directed to DMDC.

III. Display Criteria and Definitions

This inventory data is extracted directly from the Military Departments' authoritative real property inventories as submitted to the Office of the Secretary of Defense (OSD) for consolidation in RPAD. When submitted, the data is certified in writing as representing accurate data by the Senior Real Property Officers of the Military Departments.

– **Display Criteria:** To qualify for individual entry in the BSR, a DoD site located in the United States must be larger than 10 acres **AND** have a Plant Replacement Value (PRV) greater than \$10 million. Sites located in a foreign country must be larger than 10 acres **OR** have a PRV greater than \$10 million to be shown as a separate entry. Sites not meeting these criteria are aggregated as an “Other” location within each state or country. Army National Guard State sites have the criteria adjusted to reflect sites larger than five acres **AND** have a PRV greater than \$5 million. State sites not meeting this criteria are aggregated as “Other” for each state.

– **Site:** Physical (geographic) location that is owned by, leased to, or otherwise possessed by a DoD Component. Each site is assigned to a single installation. A site may exist in one of three forms: *land only* – where no facilities are present; *facility or facilities only* – where there the underlying land is neither owned nor controlled by the government, and *land with facilities* – where both are present.

– **Installation:** A military base, camp, post, station, yard, center, homeport facility for any ship, or other activity under the jurisdiction of the Department of Defense, including leased space, that is controlled by, or primarily supports DoD's activities. An installation may consist of one or more sites, or may be an administrative designation. Though this report focuses primarily on sites, Table 1 represents the number of entries designated as active installations as identified by the Military Departments in the Installations Table.

**Department of Defense
Base Structure Report
FY 2015 Baseline**

SERVICE	Active	Reserve	Guard	Other	Total
ARMY	103	8	102	9	222
NAVY	104	3	0	0	107
AIR FORCE	86	10	87	0	183
WHS	1	0	0	0	1
DoD Total	294	21	189	9	513

Table 1. Active Installations from the RPAD Installations Table

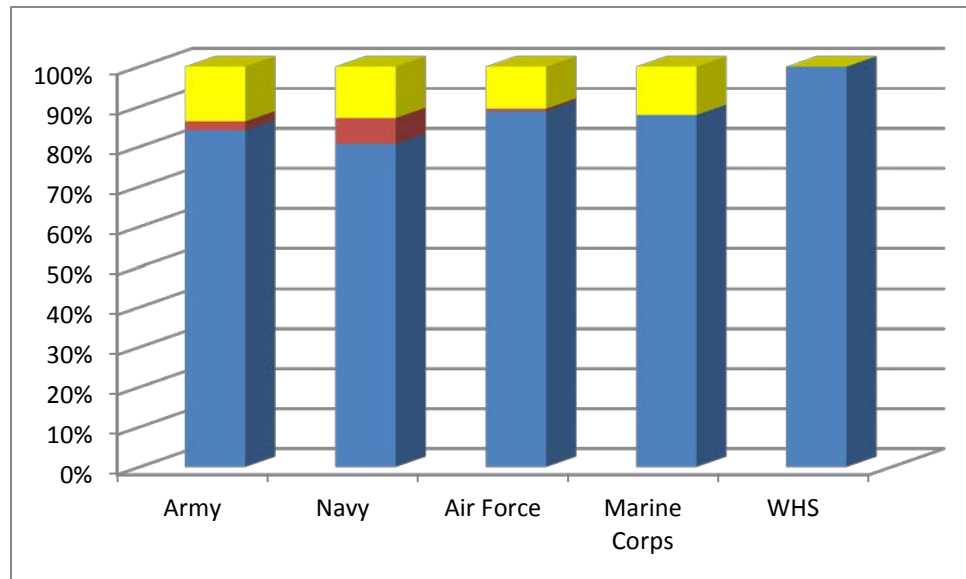
- **Component:** Designates the primary DoD Component for the owner/reporter of a site, either Active, Guard, or Reserve.
- **Name Nearest City:** Identifies the name of the city where the real property assets are located or name of the city nearest the assets.
- **Building:** A roofed and floored facility enclosed by exterior walls and consisting of one or more levels that is suitable for single or multiple functions.
- **Structure:** A facility other than a building or linear structure constructed on or in the land (e.g., tower, storage tank, wharf, pier).
- **Linear Structure:** A facility whose function requires that it traverse land (e.g., runway, road, rail line, pipeline, fence, pavement, electrical distribution line) and is reported by a linear unit of measure.
- **Buildings Owned Count:** Number of buildings owned by the Federal Government.
- **Buildings Owned Square Feet (SqFt):** Square footage for buildings owned by the Federal Government.
- **Buildings State Owned Count:** Number of buildings owned by a specific State or Territory.
- **Buildings State Owned SqFt:** Square footage for buildings owned by a specific State or Territory.
- **Buildings Leased Count:** Identifies the number of leased buildings.

Department of Defense Base Structure Report FY 2015 Baseline

IV. Portfolio Summary

The DoD manages a worldwide real property portfolio that spans all 50 states, seven U.S. territories with outlying areas, and 42 foreign countries. The majority of the foreign sites are located in Germany (181 sites), Japan (122 sites), and South Korea (83 sites). Locations of DoD sites by Military Service and Agency are depicted in Figure 1.

Graphical Distribution of DoD Sites



Area	Army	Navy	Air Force	Marine Corps	WHS	Total
United States	1,562	803	1,535	160	94	4,154
Territories	41	64	9	0	0	114
Overseas	255	128	182	22	0	587
DoD Total	1,858	995	1,726	182	94	4,855

Figure 1. Number of DoD Sites by Service/Agency

**Department of Defense
Base Structure Report
FY 2015 Baseline**

The DoD collects data on assets as buildings, structures and linear structures as the framework for cataloging the Department's real property portfolio. Table 2 shows the breakout of buildings, structures, and linear structures by Military Department for the DoD worldwide. The PRV is a useful mechanism for calculating the cost to replace the existing inventory and does not reflect actual construction or acquisition costs.

Service/WHs	Number of Assets				PRV (\$B)			
	Buildings	Structures	Linear Structures	Total	Buildings	Structures	Linear Structures	Total
Army	138,545	78,902	55,363	272,810	\$216.20	\$35.85	\$49.75	\$301.80
Navy	61,109	34,788	15,474	111,371	\$136.74	\$50.33	\$36.31	\$223.38
Air Force	50,766	46,743	30,371	127,880	\$174.33	\$35.29	\$66.23	\$275.85
Marine Corps	26,156	17,253	5,719	49,128	\$51.04	\$9.60	\$10.73	\$71.37
WHs	194	427	165	786	\$6.76	\$0.15	\$0.06	\$6.97
DoD Total	276,770	178,113	107,092	561,975	\$585.07	\$131.22	\$163.08	\$879.37

Table 2. Number of DoD Assets and PRV by Military Department Worldwide

**Department of Defense
Base Structure Report
FY 2015 Baseline**

BUILDINGS: The DoD occupies a reported 276,770 buildings throughout the world, valued at over \$585 billion and comprising over 2.2 billion square feet. DoD’s building portfolio by legal interest is depicted in Table 3. The DoD’s buildings profile is distributed by facility class, as shown in Figure 2.

Service/WHs	Number of Buildings			
	Owned	Leased	Other	Total
Army	86,278	4,671	47,596	138,545
Navy	39,564	725	20,820	61,109
Air Force	44,733	607	5,426	50,766
Marine Corps	11,373	99	14,684	26,156
WHs	105	88	1	194
DoD Total	182,053	6,190	88,527	276,770

Table 3. Number of DoD Buildings by Legal Interest⁸

⁸ Figures include those buildings that have been privatized or are operated by private entities in direct support of the DoD mission. These types of relationships are included in the “Other” category, and account for 23% of the total number of buildings.

Department of Defense Base Structure Report FY 2015 Baseline

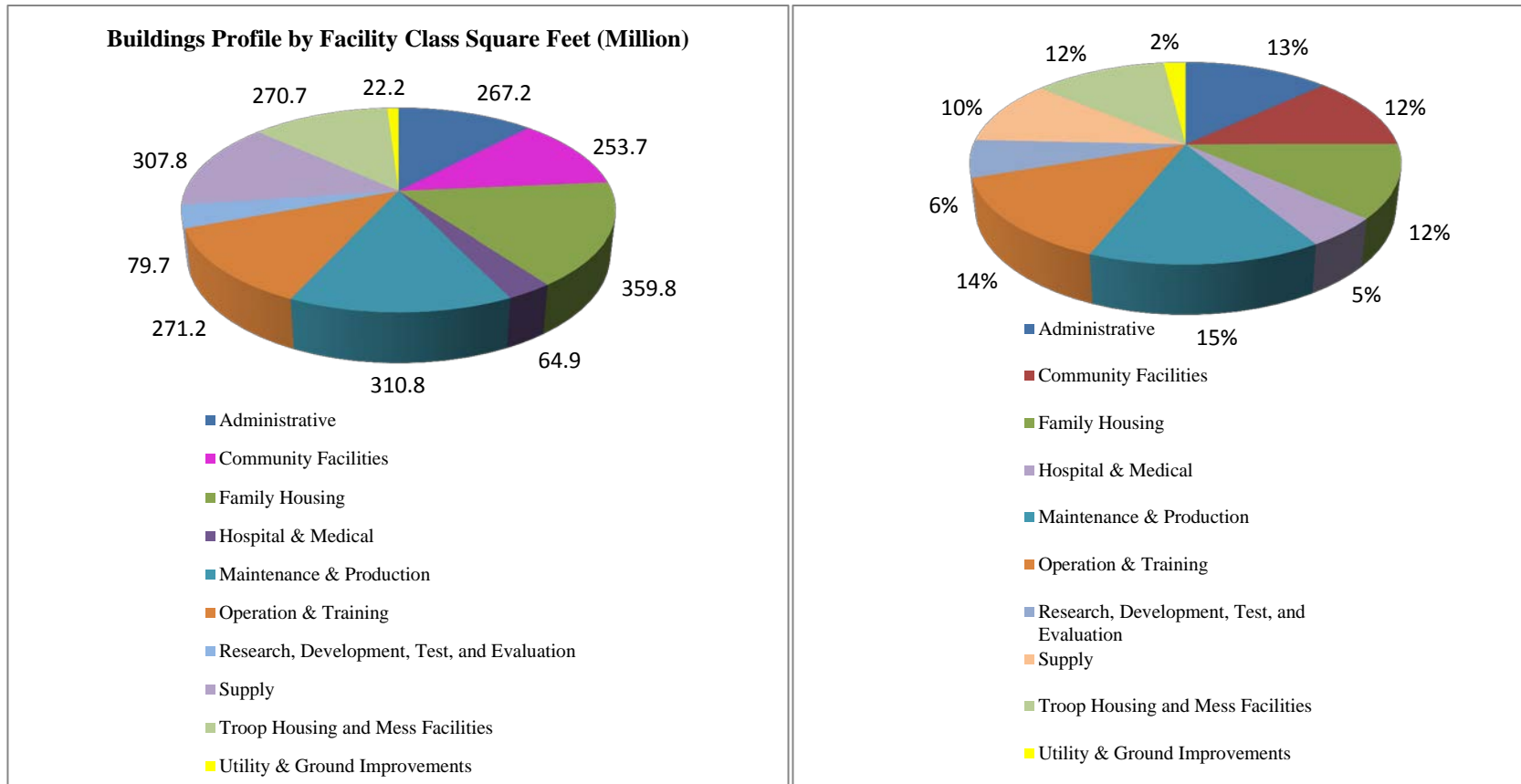


Figure 2. Area and PRV of DoD Buildings by Facility Class⁹

⁹ Figures include those buildings that have been privatized or are operated by private entities in direct support of the DoD mission. These types of relationships account for 7% of the total buildings PRV.

**Department of Defense
Base Structure Report
FY 2015 Baseline**

Structures Portfolio

The DoD uses over 178,000 structures throughout the world, valued at over \$131 billion. The legal interest of the assets in this portfolio is depicted in Table 4. The predominant use of these structures by PRV is shown in Figure 3.

Service/WHS	Number of Assets			Total
	Owned	Leased	Other	
Army	68,602	189	10,111	78,902
Navy	29,551	185	5,052	34,788
Air Force	43,380	123	3,240	46,743
Marine Corps	13,399	2	3,852	17,253
WHS	419	0	8	427
DoD Total	155,351	499	22,263	178,113

Table 4. Number of DoD Structures by Legal Interest¹⁰

¹⁰ Figures include those structures that have been privatized or are operated by private entities in direct support of the DoD mission. These types of relationships are included in the "Other" category. They account for over 5% of the total number of structures, and 1% of the total structures PRV.

Department of Defense Base Structure Report FY 2015 Baseline

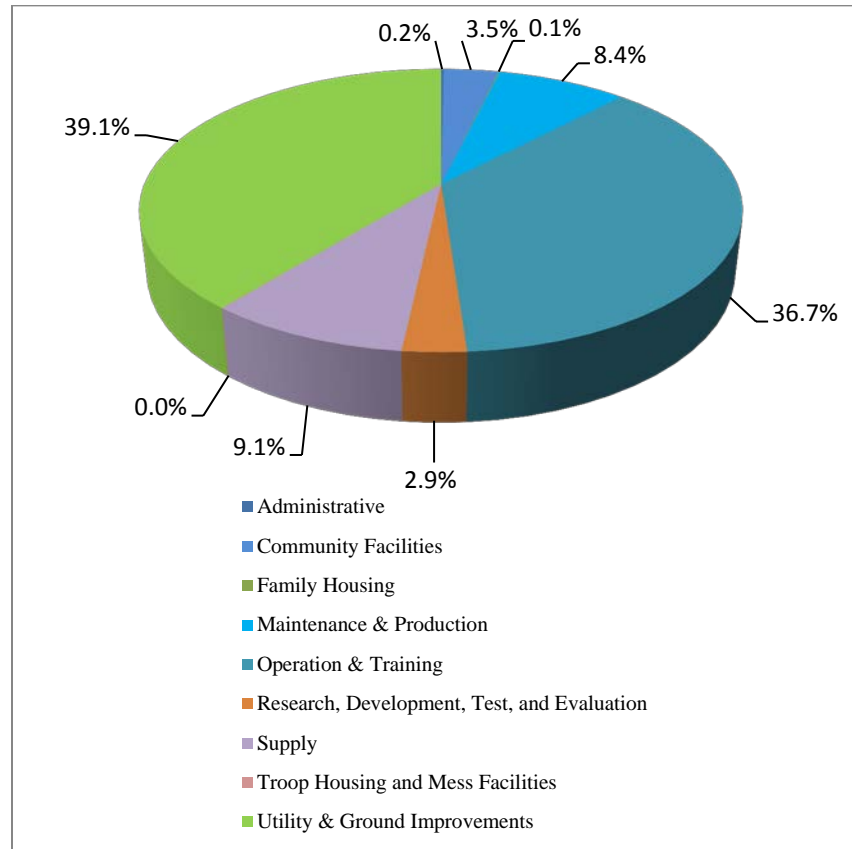


Figure 3. Structures Facility Class by PRV

**Department of Defense
Base Structure Report
FY 2015 Baseline**

Linear Structures Portfolio

DoD manages over 107,000 linear structures throughout the world, valued at over \$163 billion. DoD’s linear structures portfolio by legal interest is depicted in Table 5. The preponderance of these are Utilities and Ground Improvements, such as roads. The predominant use of the linear structures by PRV is shown in Figure 4.

Service/WHS	Number of Assets			Total
	Owned	Leased	Other	
Army	46,771	160	8,432	55,363
Navy	13,674	105	1,695	15,474
Air Force	28,046	103	2,222	30,371
Marine Corps	4,613	0	1,106	5,719
WHS	162	0	3	165
DoD Total	93,266	368	13,458	107,092

Table 5. Number of DoD Linear Structures by Legal Interest¹¹

¹¹ Figures include those linear structures that have been privatized or are operated by private entities in direct support of the DoD mission. These types of relationships are included in the “Other” category. They account for 3% of the total number of linear structures and 2% of the total linear structures PRV.

**Department of Defense
Base Structure Report
FY 2015 Baseline**

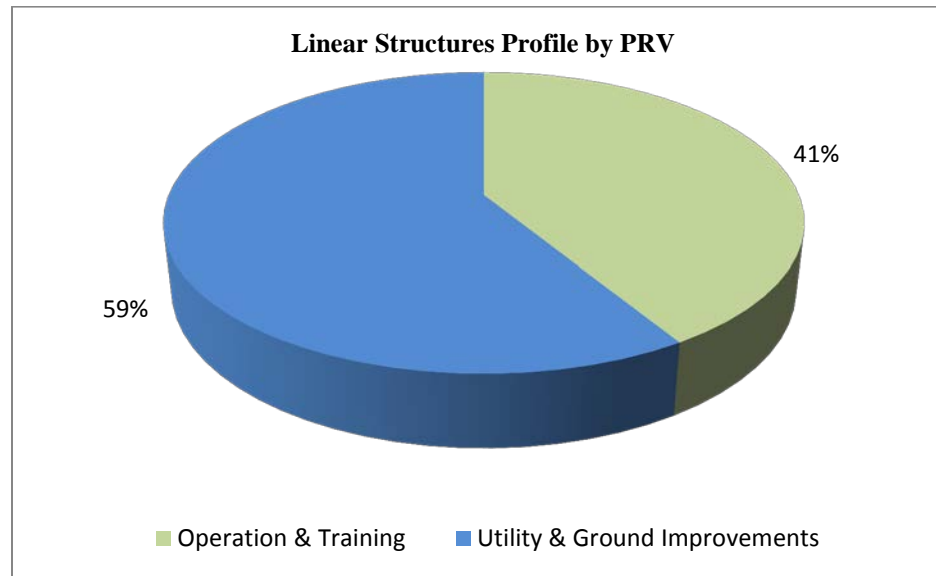


Figure 4. Linear Structures Facility Class by PRV

Department of Defense Base Structure Report FY 2015 Baseline

Land Portfolio

DoD manages over 24.9 million acres of land worldwide. More than 97% of that land is located in the United States or in U.S. Territories. The Army controls the largest percentage of DoD's land (45%), followed by the Air Force (37%). Figure 5 and Table 6 depict the distribution of the land portfolio by Service and Legal Interest.

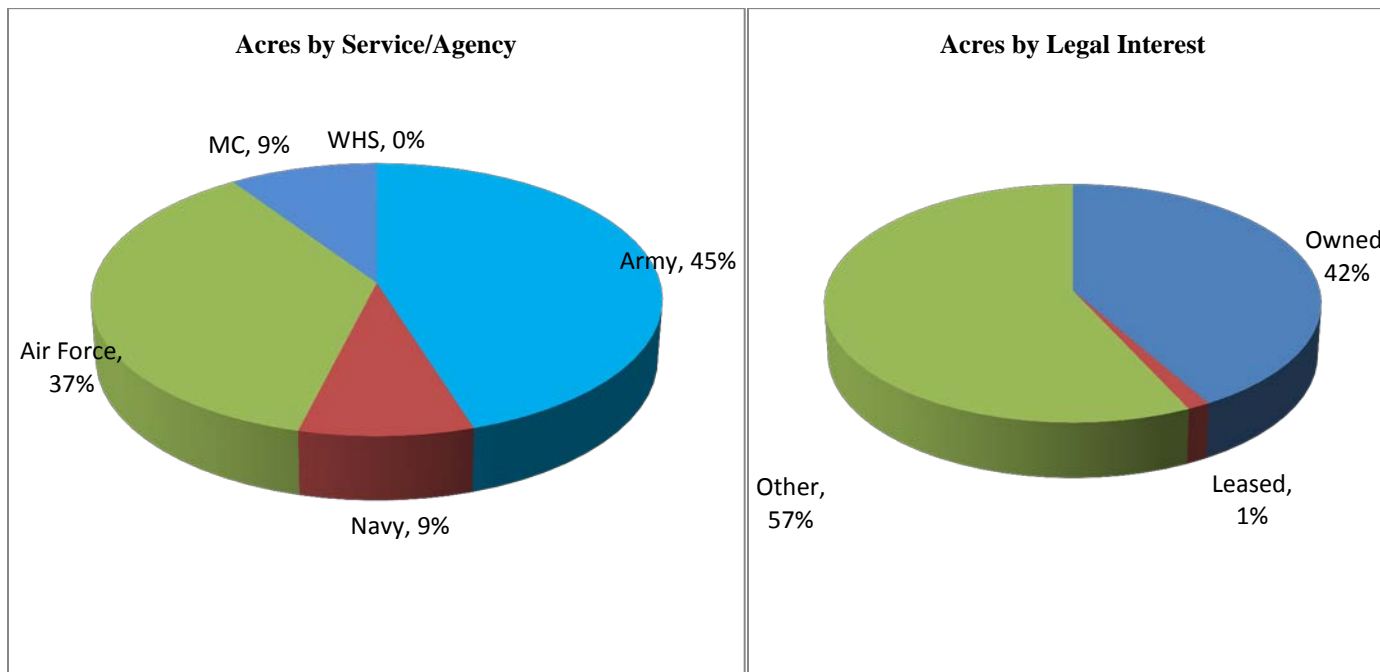


Figure 5. Percentage of Land by Military Service/WHS and Legal Interest

**Department of Defense
Base Structure Report
FY 2015 Baseline**

Service/WHS	Number of Acres			
	Owned	Leased	Other	Total
Army	7,219,008	171,315	3,845,846	11,236,168
Navy	579,823	58,711	1,560,548	2,199,082
Air Force	1,751,798	103,814	7,267,090	9,122,702
Marine Corps	835,617	404	1,516,775	2,352,796
WHS	948	0	0	948
DoD Total	14,477,496	329,335	9,890,374	24,911,696

Table 6. Acres of Land by Legal Interest

**Department of Defense
Base Structure Report
FY 2015 Baseline**

State Army National Guard Portfolio

The Army, in collaboration with the National Guard Bureau, manages domestic real property with individual States and Territories. Table 7 shows Army National Guard sites owned or managed by DoD with the States and Territories.

The State portfolio consists of more than 77,000 facilities (valued at nearly \$29 billion) and 1.2 million acres located on more than 2,600 sites in the United States and Territories. Table 8 shows the number of State and Territory sites and assets, PRV by type (buildings, structures, linear structures), and number of acres by location.

Area	Army National Guard Sites		
	DoD	State	Total
United States	328	2,533	2,861
Territories	12	30	42
Total	340	2,563	2,903

Table 7. Number of Army National Guard Sites

Area	Number of Sites	Buildings		Structures		Linear Structures		Total		Land
		Count	PRV (\$M)	Count	PRV (\$M)	Count	PRV (\$M)	Count	PRV (\$M)	Acres
United States	2,861	13,666	\$23,597	22,976	\$2,333	40,165	\$3,335	76,807	\$26,266	1,197,740
Territories	42	70	\$188	53	\$4	52	\$9	175	\$201	230
Grand Total	2,903	13,736	\$23,785	23,029	\$2,337	40,217	\$3,344	76,982	\$29,467	1,197,970

Table 8. Number and PRV of State/Territory Army National Guard Assets by Type

**Department of Defense
Base Structure Report
FY 2015 Baseline**

V. Personnel Assigned by Military Installations

This section is the result of our partnership with the Office of the Under Secretary of Defense/Personnel and Readiness (OUSD (P&R)) to provide a section in the BSR identifying assigned military and civilian personnel by installation. In order to maintain the integrity of their data report, the installation names in this personnel section may not exactly correspond to our Site names in other sections of the BSR. As the personnel community moves to incorporate the RPSUIDs into their reporting system, we will see a more transparent linkage between real property and personnel site data in future reports.

As with the main body of this report, the personnel data is arrayed by State or territory, then by installation. The data includes personnel for locations in the Continental United States, Alaska, Hawaii and the US Territories. The civilian population includes non-exempt, part time and temporary civilian employees, but does not include non-appropriated funded civilian employees. The data are inclusive of all civilian personnel reflected in the Defense Civilian Personnel and Assignment System and includes all political appointees filling prescribed positions. The military population does not include the prisoner population, but does include those who are strength accountable for Active Duty (which includes transients) and Selected Reservists for the reserve population. Transients are handled differently by the Services; some Services assign a transient unit to these members, while other Services report the departing unit information during the transfer. Most transients are counted under the “Other” category in this report.

The source of the personnel data is the Defense Management Data Center (DMDC), a field activity of the OUSD (P&R). Questions on this section of the BSR should be addressed directly to the providers of the data at DMDC, Mr. Kit Tong or Mr. Tim Powers, at (831) 583-2400.

VII. SITE SIZE SUMMARIES

Site Size By Location - FY 2015 Baseline Data

<i>Location</i>	<i>No. of Large Sites</i>	<i>No. of Medium Sites</i>	<i>No. of Small Sites</i>	<i>No. of Other Sites</i>	<i>Total Sites</i>
United States	100	101	3,475	478	4,154
US Territories	4	0	78	32	114
Overseas	20	16	482	69	587
Total	124	117	4,035	579	4,855

<i>Location</i>	<i>Component</i>	<i>No. of Large Sites</i>	<i>No. of Medium Sites</i>	<i>No. of Small Sites</i>	<i>No. of Other Sites</i>	<i>Total Sites</i>
United States	Army	35	30	1,395	102	1,562
	Navy	24	26	570	183	803
	Air Force	32	40	1,319	144	1,535
	Marine Corps	8	5	98	49	160
	WHS	1	0	93	0	94
	United States Total:	100	101	3,475	478	4,154
US Territories	Army	1	0	40	0	41
	Navy	3	0	29	32	64
	Air Force	0	0	9	0	9
	US Territories Total:	4	0	78	32	114
Overseas	Army	3	7	212	33	255
	Navy	5	2	101	20	128
	Air Force	9	5	158	10	182
	Marine Corps	3	2	11	6	22
	Overseas Total:	20	16	482	69	587
	Grand Total:	124	117	4,035	579	4,855

<i>Large Site</i>	= Total PRV greater than or equal to \$1.876B
<i>Medium Site</i>	= Total PRV less than \$1.876B and greater than or equal to \$1000M
<i>Small Site</i>	= Total PRV less than \$1000M and greater than 0
<i>Other Site</i>	= PRV equal to 0 (Zero) - primarily land records

Site Size By Location - FY 2015 Baseline Data

<i>Location</i>	<i>Component</i>	<i>No. of Large Sites</i>	<i>No. of Medium Sites</i>	<i>No. of Small Sites</i>	<i>No. of Other Sites</i>	<i>Total Sites</i>
Alabama	Army	3	0	58	9	70
	Navy	0	0	11	0	11
	Air Force	0	1	11	0	12
	Marine Corps	0	0	2	0	2
	Total	3	1	82	9	95
Alaska	Army	1	1	74	5	81
	Navy	0	0	2	2	4
	Air Force	4	0	47	19	70
	Total	5	1	123	26	155
Arizona	Army	1	1	17	0	19
	Navy	0	0	2	0	2
	Air Force	1	1	14	2	18
	Marine Corps	0	1	4	1	6
	Total	2	3	37	3	45
Arkansas	Army	0	1	12	1	14
	Air Force	0	1	6	0	7
	Total	0	2	18	1	21
California	Army	2	1	66	6	75
	Navy	8	4	122	41	175
	Air Force	5	3	66	4	78
	Marine Corps	3	0	19	17	39
	Total	18	8	273	68	367
Colorado	Army	1	1	13	0	15
	Air Force	1	2	67	1	71
	Total	2	3	80	1	86

<i>Large Site</i>	= Total PRV greater than or equal to \$1.876B
<i>Medium Site</i>	= Total PRV less than \$1.876B and greater than or equal to \$1000M
<i>Small Site</i>	= Total PRV less than \$1000M and greater than 0
<i>Other Site</i>	= PRV equal to 0 (Zero) - primarily land records

Site Size By Location - FY 2015 Baseline Data

<i>Location</i>	<i>Component</i>	<i>No. of Large Sites</i>	<i>No. of Medium Sites</i>	<i>No. of Small Sites</i>	<i>No. of Other Sites</i>	<i>Total Sites</i>
Connecticut	Army	0	0	16	2	18
	Navy	0	1	11	0	12
	Air Force	0	0	2	0	2
	Total	0	1	29	2	32
Delaware	Army	0	0	3	0	3
	Air Force	1	0	2	1	4
	Marine Corps	0	0	1	0	1
	WHS	0	0	3	0	3
	Total	1	0	9	1	11
District of Columbia	Army	0	1	2	0	3
	Navy	0	3	3	0	6
	Marine Corps	0	0	3	0	3
	WHS	0	0	7	0	7
	Total	0	4	15	0	19
Florida	Army	0	0	54	4	58
	Navy	2	1	68	9	80
	Air Force	1	5	55	6	67
	Marine Corps	0	0	3	1	4
	Total	3	6	180	20	209
Georgia	Army	3	1	24	2	30
	Navy	1	0	10	1	12
	Air Force	1	2	16	4	23
	Marine Corps	0	1	3	0	4
	Total	5	4	53	7	69

<i>Large Site</i>	= Total PRV greater than or equal to \$1.876B
<i>Medium Site</i>	= Total PRV less than \$1.876B and greater than or equal to \$1000M
<i>Small Site</i>	= Total PRV less than \$1000M and greater than 0
<i>Other Site</i>	= PRV equal to 0 (Zero) - primarily land records

Site Size By Location - FY 2015 Baseline Data

<i>Location</i>	<i>Component</i>	<i>No. of Large Sites</i>	<i>No. of Medium Sites</i>	<i>No. of Small Sites</i>	<i>No. of Other Sites</i>	<i>Total Sites</i>
Hawaii	Army	1	3	22	2	28
	Navy	3	0	26	56	85
	Air Force	0	0	19	1	20
	Marine Corps	1	0	7	1	9
	Total	5	3	74	60	142
Idaho	Army	0	0	10	2	12
	Navy	0	0	5	0	5
	Air Force	1	0	43	0	44
	Total	1	0	58	2	61
Illinois	Army	0	1	40	0	41
	Navy	1	0	13	1	15
	Air Force	0	1	9	0	10
	Marine Corps	0	0	2	0	2
	WHS	0	0	1	0	1
	Total	1	2	65	1	69
Indiana	Army	0	0	30	1	31
	Navy	1	0	3	0	4
	Air Force	0	0	12	0	12
	Marine Corps	0	0	1	0	1
	Total	1	0	46	1	48
Iowa	Army	0	1	51	0	52
	Navy	0	0	1	0	1
	Air Force	0	0	6	0	6
	Total	0	1	58	0	59

<i>Large Site</i>	= Total PRV greater than or equal to \$1.876B
<i>Medium Site</i>	= Total PRV less than \$1.876B and greater than or equal to \$1000M
<i>Small Site</i>	= Total PRV less than \$1000M and greater than 0
<i>Other Site</i>	= PRV equal to 0 (Zero) - primarily land records

Site Size By Location - FY 2015 Baseline Data

<i>Location</i>	<i>Component</i>	<i>No. of Large Sites</i>	<i>No. of Medium Sites</i>	<i>No. of Small Sites</i>	<i>No. of Other Sites</i>	<i>Total Sites</i>
Kansas	Army	2	0	23	0	25
	Navy	0	0	1	0	1
	Air Force	0	1	9	0	10
	Total	2	1	33	0	36
Kentucky	Army	2	1	21	3	27
	Navy	0	0	1	0	1
	Air Force	0	0	2	0	2
	Total	2	1	24	3	30
Louisiana	Army	1	0	14	1	16
	Navy	0	1	7	1	9
	Air Force	0	1	8	0	9
	Marine Corps	0	0	3	1	4
	Total	1	2	32	3	38
Maine	Army	0	0	10	0	10
	Navy	0	1	7	2	10
	Air Force	0	0	7	0	7
	Total	0	1	24	2	27
Maryland	Army	2	1	34	0	37
	Navy	2	2	30	11	45
	Air Force	1	0	9	1	11
	Marine Corps	0	0	2	0	2
	WHS	0	0	16	0	16
	Total	5	3	91	12	111

<i>Large Site</i>	= Total PRV greater than or equal to \$1.876B
<i>Medium Site</i>	= Total PRV less than \$1.876B and greater than or equal to \$1000M
<i>Small Site</i>	= Total PRV less than \$1000M and greater than 0
<i>Other Site</i>	= PRV equal to 0 (Zero) - primarily land records

Site Size By Location - FY 2015 Baseline Data

<i>Location</i>	<i>Component</i>	<i>No. of Large Sites</i>	<i>No. of Medium Sites</i>	<i>No. of Small Sites</i>	<i>No. of Other Sites</i>	<i>Total Sites</i>
Massachusetts	Army	0	0	28	1	29
	Navy	0	0	9	2	11
	Air Force	0	1	11	0	12
	Marine Corps	0	0	1	0	1
	Total	0	1	49	3	53
Michigan	Army	0	1	26	0	27
	Navy	0	0	2	0	2
	Air Force	0	1	10	0	11
	Marine Corps	0	0	1	0	1
	Total	0	2	39	0	41
Minnesota	Army	0	0	20	1	21
	Navy	0	0	2	1	3
	Air Force	0	0	9	0	9
	Total	0	0	31	2	33
Mississippi	Army	0	1	81	2	84
	Navy	0	1	15	0	16
	Air Force	0	1	20	1	22
	Total	0	3	116	3	122
Missouri	Army	1	1	32	1	35
	Navy	0	0	4	0	4
	Air Force	1	0	14	0	15
	Marine Corps	0	0	6	0	6
	Total	2	1	56	1	60
Montana	Army	0	0	12	1	13
	Navy	0	0	2	0	2
	Air Force	0	1	235	0	236
	Total	0	1	249	1	251

<i>Large Site</i>	= Total PRV greater than or equal to \$1.876B
<i>Medium Site</i>	= Total PRV less than \$1.876B and greater than or equal to \$1000M
<i>Small Site</i>	= Total PRV less than \$1000M and greater than 0
<i>Other Site</i>	= PRV equal to 0 (Zero) - primarily land records

Site Size By Location - FY 2015 Baseline Data

<i>Location</i>	<i>Component</i>	<i>No. of Large Sites</i>	<i>No. of Medium Sites</i>	<i>No. of Small Sites</i>	<i>No. of Other Sites</i>	<i>Total Sites</i>
Nebraska	Army	0	0	17	0	17
	Air Force	0	1	97	0	98
	Marine Corps	0	0	2	0	2
	Total	0	1	116	0	117
Nevada	Army	1	0	6	2	9
	Navy	0	1	18	5	24
	Air Force	1	0	15	10	26
	Marine Corps	0	0	1	0	1
	Total	2	1	40	17	60
New Hampshire	Army	0	0	5	1	6
	Air Force	0	0	3	0	3
	Total	0	0	8	1	9
New Jersey	Army	0	1	11	1	13
	Navy	0	0	6	1	7
	Air Force	2	1	6	2	11
	Total	2	2	23	4	31
New Mexico	Army	1	1	9	4	15
	Navy	0	0	1	0	1
	Air Force	2	1	27	6	36
	Total	3	2	37	10	52
New York	Army	2	0	46	1	49
	Navy	0	0	18	0	18
	Air Force	0	1	17	3	21
	Marine Corps	0	0	5	0	5
	Total	2	1	86	4	93

<i>Large Site</i>	= Total PRV greater than or equal to \$1.876B
<i>Medium Site</i>	= Total PRV less than \$1.876B and greater than or equal to \$1000M
<i>Small Site</i>	= Total PRV less than \$1000M and greater than 0
<i>Other Site</i>	= PRV equal to 0 (Zero) - primarily land records

Site Size By Location - FY 2015 Baseline Data

<i>Location</i>	<i>Component</i>	<i>No. of Large Sites</i>	<i>No. of Medium Sites</i>	<i>No. of Small Sites</i>	<i>No. of Other Sites</i>	<i>Total Sites</i>
North Carolina	Army	1	0	38	11	50
	Navy	0	0	8	7	15
	Air Force	0	1	6	1	8
	Marine Corps	3	1	11	11	26
	Total	4	2	63	30	99
North Dakota	Army	0	0	7	5	12
	Navy	0	0	2	0	2
	Air Force	0	2	172	2	176
	Total	0	2	181	7	190
Ohio	Army	0	0	35	3	38
	Navy	0	0	6	0	6
	Air Force	2	0	14	2	18
	Marine Corps	0	0	1	0	1
	Total	2	0	56	5	63
Oklahoma	Army	2	0	25	0	27
	Navy	0	0	1	0	1
	Air Force	1	2	15	1	19
	Total	3	2	41	1	47
Oregon	Army	0	1	9	1	11
	Navy	0	0	4	0	4
	Air Force	0	0	12	0	12
	Total	0	1	25	1	27

<i>Large Site</i>	= Total PRV greater than or equal to \$1.876B
<i>Medium Site</i>	= Total PRV less than \$1.876B and greater than or equal to \$1000M
<i>Small Site</i>	= Total PRV less than \$1000M and greater than 0
<i>Other Site</i>	= PRV equal to 0 (Zero) - primarily land records

Site Size By Location - FY 2015 Baseline Data

<i>Location</i>	<i>Component</i>	<i>No. of Large Sites</i>	<i>No. of Medium Sites</i>	<i>No. of Small Sites</i>	<i>No. of Other Sites</i>	<i>Total Sites</i>
Pennsylvania	Army	0	4	78	7	89
	Navy	0	2	11	0	13
	Air Force	0	0	14	1	15
	Marine Corps	0	0	3	0	3
	WHS	0	0	1	0	1
	Total	0	6	107	8	121
Rhode Island	Army	0	0	11	1	12
	Navy	1	0	10	0	11
	Air Force	0	0	2	0	2
	Total	1	0	23	1	25
South Carolina	Army	1	0	14	2	17
	Navy	0	0	4	0	4
	Air Force	0	3	16	8	27
	Marine Corps	0	2	2	16	20
	Total	1	5	36	26	68
South Dakota	Army	0	0	8	0	8
	Air Force	0	1	12	0	13
	Total	0	1	20	0	21
Tennessee	Army	1	1	30	1	33
	Navy	0	0	8	0	8
	Air Force	1	0	5	0	6
	Marine Corps	0	0	1	0	1
	Total	2	1	44	1	48

<i>Large Site</i>	= Total PRV greater than or equal to \$1.876B
<i>Medium Site</i>	= Total PRV less than \$1.876B and greater than or equal to \$1000M
<i>Small Site</i>	= Total PRV less than \$1000M and greater than 0
<i>Other Site</i>	= PRV equal to 0 (Zero) - primarily land records

Site Size By Location - FY 2015 Baseline Data

<i>Location</i>	<i>Component</i>	<i>No. of Large Sites</i>	<i>No. of Medium Sites</i>	<i>No. of Small Sites</i>	<i>No. of Other Sites</i>	<i>Total Sites</i>
Texas	Army	2	1	117	12	132
	Navy	0	2	31	2	35
	Air Force	3	3	43	2	51
	Marine Corps	0	0	2	0	2
	Total	5	6	193	16	220
Utah	Army	0	2	15	0	17
	Navy	0	0	1	0	1
	Air Force	1	0	14	62	77
	Total	1	2	30	62	95
Vermont	Army	0	0	8	2	10
	Navy	0	0	1	0	1
	Air Force	0	0	2	0	2
	Total	0	0	11	2	13
Virginia	Army	2	2	36	0	40
	Navy	3	5	40	21	69
	Air Force	1	1	5	1	8
	Marine Corps	1	0	11	0	12
	WHS	1	0	65	0	66
	Total	8	8	157	22	195
Washington	Army	1	0	22	1	24
	Navy	2	2	36	20	60
	Air Force	1	0	14	1	16
	Marine Corps	0	0	1	0	1
	Total	4	2	73	22	101

<i>Large Site</i>	= Total PRV greater than or equal to \$1.876B
<i>Medium Site</i>	= Total PRV less than \$1.876B and greater than or equal to \$1000M
<i>Small Site</i>	= Total PRV less than \$1000M and greater than 0
<i>Other Site</i>	= PRV equal to 0 (Zero) - primarily land records

Site Size By Location - FY 2015 Baseline Data

<i>Location</i>	<i>Component</i>	<i>No. of Large Sites</i>	<i>No. of Medium Sites</i>	<i>No. of Small Sites</i>	<i>No. of Other Sites</i>	<i>Total Sites</i>
West Virginia	Army	0	0	29	1	30
	Navy	0	0	4	0	4
	Air Force	0	0	4	0	4
	Total	0	0	37	1	38
Wisconsin	Army	1	0	24	0	25
	Navy	0	0	2	0	2
	Air Force	0	0	10	0	10
	Marine Corps	0	0	0	1	1
	Total	1	0	36	1	38
Wyoming	Army	0	0	2	2	4
	Navy	0	0	1	0	1
	Air Force	0	1	85	2	88
	Total	0	1	88	4	93
United States Total:		100	101	3,475	478	4,154
Territories	Army	1	0	40	0	41
	Navy	3	0	29	32	64
	Air Force	0	0	9	0	9
	Total	4	0	78	32	114
Overseas	Army	3	7	212	33	255
	Navy	5	2	101	20	128
	Air Force	9	5	158	10	182
	Marine Corps	3	2	11	6	22
	Total	20	16	482	69	587
Worldwide Total:		124	117	4,035	579	4,855

<i>Large Site</i>	= Total PRV greater than or equal to \$1.876B
<i>Medium Site</i>	= Total PRV less than \$1.876B and greater than or equal to \$1000M
<i>Small Site</i>	= Total PRV less than \$1000M and greater than 0
<i>Other Site</i>	= PRV equal to 0 (Zero) - primarily land records

DEPARTMENT OF DEFENSE
Base Structure Report - As of 30 Sept 2014

SITE	COMPONENT	NAME NEAREST CITY	BUILDINGS						ACRES OWNED	TOTAL ACRES	PRV (\$M)
			OWNED		LEASED		OTHER				
			COUNT	SQFT	COUNT	SQFT	COUNT	SQFT			
Alabama											
10C Stagefield	Army Active	Fort Rucker	4	5,213	0	0	0	0	180	180	14.1
Abston ANGS	Air Force Guard	Montgomery	7	72,984	0	0	0	0	0	27	17.8
Allen Stagefield	Army Active	Wiksburg	5	3,599	0	0	0	0	114	114	14.6
Anniston Army Depot	Army Active	Anniston	1,814	9,667,466	0	0	0	0	15,282	15,322	2,153.1
Barin Field	Navy Active	Foley	7	13,120	0	0	0	0	763	818	36.0
Birmingham Airport	Air Force Guard	Birmingham	39	351,370	0	0	0	0	0	140	117.3
Brown Stagefield	Army Active	New Brockton	4	5,213	0	0	0	0	176	176	14.2
Cairns Basefield	Army Active	Daleville	64	551,442	0	0	0	0	1,326	1,326	194.2
Dothan Regional Airport (ANGS)	Air Force Guard	Dothan	3	52,343	0	0	0	0	0	21	10.7
Fort Benning	Army Active	Fort Mitchell	66	54,848	0	0	3	281	12,138	12,138	43.7
Fort McClellan	Army Active	Anniston	0	0	0	0	0	0	491	491	0.0
Fort McClellan ARNG Training Center	Army Guard	Anniston	131	861,587	0	0	0	0	276	276	181.9
Fort Rucker	Army Active	Fort Rucker	696	5,235,859	5	11,260	826	2,164,930	31,175	32,628	1,895.9
Goldberg Stagefield	Army Active	Ozark	5	6,076	0	0	0	0	101	101	13.1
Highbluff Stagefield	Army Active	Hartford	4	3,811	0	0	0	0	190	190	13.1
Hunt Stagefield	Army Active	Ozark	3	5,799	0	0	0	0	153	153	13.8
Maxwell AFB	Air Force Active	Maxwell AFB	214	4,583,052	0	0	0	0	2,528	3,543	1,346.3
Maxwell AFB Gunter Annex	Air Force Active	Gunter AFB	55	1,756,558	2	31,347	0	0	353	371	404.7
Montgomery ANGS	Air Force Guard	Montgomery	6	65,123	0	0	0	0	12	12	13.3
Montgomery Regional Airport ANGB	Air Force Guard	Montgomery	41	335,901	0	0	0	0	0	70	98.4
MOUT Training Site - Fort McClellan	Army Guard	Fort Mc Clellan	2	4,373	0	0	0	0	11	11	13.7
NOLF Brewton	Navy Active	Brewton	0	0	1	216	2	1,070	0	653	43.5
NOLF Evergreen	Navy Active	Evergreen	0	0	2	2,204	0	0	136	444	34.4
NOLF Silverhill	Navy Active	Daphne	2	1,443	0	0	0	0	400	400	106.7
NOLF Summerdale	Navy Active	Summerdale	2	1,043	0	0	0	0	565	567	33.0
NOLF Wolf	Navy Active	Summerdale	1	240	0	0	0	0	422	422	30.5
NOSC-MCRC Bessemer	Navy Reserve	Bessemer	9	74,409	0	0	0	0	16	16	16.1
Pelham Range Training Site - Fort McClellan	Army Guard	Alexandria	111	190,796	0	0	0	0	22,245	22,245	103.9
Redstone Arsenal	Army Active	Huntsville	1,429	13,110,923	7	120,162	351	936,518	30,920	37,910	4,708.4
Shell Basefield	Army Active	Enterprise	17	58,410	0	0	0	0	296	296	43.1
Skelly Stagefield	Army Active	Kinston	3	6,113	0	0	0	0	193	193	14.7

* US Locations that do not meet criteria of at least ten (10) Acres AND at least \$10M PRV. US Territories and Non-US Locations that do not meet criteria of at least ten (10) Acres OR at least \$10M PRV.

DEPARTMENT OF DEFENSE
Base Structure Report - As of 30 Sept 2014

SITE	COMPONENT	NAME NEAREST CITY	BUILDINGS						ACRES OWNED	TOTAL ACRES	PRV (\$M)
			OWNED		LEASED		OTHER				
			COUNT	SQFT	COUNT	SQFT	COUNT	SQFT			
Stinson Stagefield	Army Active	New Brockton	4	5,213	0	0	0	0	191	191	14.1
Toth Stagefield	Army Active	Dothan	3	5,039	0	0	1	220	128	128	17.8
* OTHER SITE(S) : 56			94	840,726	18	250,113	1	2,480	555	758	254.3
Alabama Total:			4,845	37,930,092	35	415,302	1,184	3,105,499	121,334	132,330	12,030.5
Alaska											
Back Island	Navy Active	Ketchikan	4	25,060	0	0	0	0	0	15	77.4
Barter Island Dew Station Bar	Air Force Active	Kaktovik	7	65,887	0	0	0	0	0	641	250.7
Big Mountain Radio Relay Site	Air Force Active	Iliamna	0	0	0	0	0	0	0	402	53.5
Birch Lake Recreation Annex	Air Force Active	Fairbanks	31	17,974	0	0	0	0	0	51	10.6
Blair Lake Air Force Rangeex	Air Force Active	Fairbanks	3	31,600	0	0	1	104	0	58,962	36.7
Cape Lisburne Long Range Radar Site	Air Force Active	Point Hope	6	44,834	0	0	0	0	0	1,125	167.7
Cape Newenham Long Range Radar Site	Air Force Active	Platinum	5	42,925	0	0	0	0	0	2,359	176.7
Cape Romanzof Long Range Radar Site	Air Force Active	Hooper Bay	8	36,745	0	0	0	0	0	4,900	71.6
Chena River Research Site	Air Force Active	Fairbanks	2	420	0	0	0	0	2,992	3,788	85.0
Clear AB	Air Force Active	Clear AFB	55	885,446	0	0	0	0	0	11,438	935.8
Cold Bay Long Range Radar Site	Air Force Active	Cold Bay	5	13,548	0	0	0	0	0	208	51.2
Eareckson AS	Air Force Active	Shemya Station	59	1,135,188	0	0	0	0	0	3,520	2,345.8
Eielson AFB	Air Force Active	North Pole	282	4,238,394	0	0	1	84,873	4,643	24,429	4,517.1
Elmendorf AFB	Air Force Active	Elmendorf AFB	403	8,092,484	0	0	2	5,665	5,841	13,455	5,747.0
Flaxman Island Range Radar Site	Air Force Active	Deadhorse	12	25,438	0	0	0	0	0	605	104.5
Fort Greely	Army Active	Delta Junction	127	1,177,330	0	0	48	393,512	7,200	7,200	1,540.6
Fort Richardson	Air Force Active	Fort Richardson	479	5,770,406	0	0	0	0	2,136	60,027	3,808.0
Fort Wainwright	Army Active	Fort Wainwright	381	6,429,128	0	0	665	5,862,865	661,250	661,250	6,609.4
Fort Yukon Long Range Radar Site	Air Force Active	Fort Yukon	5	40,803	0	0	0	0	0	84	28.8
Gerstle River Arctic Test Site	Army Active	Fairbanks	0	0	0	0	0	0	0	26	2.0
Haarp Research Station	Air Force Active	Gakona	23	14,720	0	0	10	31,174	5,408	5,408	83.8
Indian Mountain Long Range Radar Site	Air Force Active	Hughes	8	33,230	0	0	0	0	0	4,226	183.5
Indian Mountain Research Site	Air Force Active	Fairbanks	0	0	0	0	0	0	0	447	11.6
Kalakaket Creek Radio Relay Site	Air Force Active	Ruby	0	0	0	0	0	0	0	316	32.4
King Salmon Airport	Air Force Active	King Salmon	3	9,762	0	0	47	362,254	134	928	962.5
Kotzebue Long Range Radar Site	Air Force Active	Kotzebue	2	4,511	0	0	0	0	0	676	14.6

* US Locations that do not meet criteria of at least ten (10) Acres AND at least \$10M PRV. US Territories and Non-US Locations that do not meet criteria of at least ten (10) Acres OR at least \$10M PRV.

DEPARTMENT OF DEFENSE
Base Structure Report - As of 30 Sept 2014

SITE	COMPONENT	NAME NEAREST CITY	BUILDINGS						ACRES OWNED	TOTAL ACRES	PRV (\$M)
			OWNED		LEASED		OTHER				
			COUNT	SQFT	COUNT	SQFT	COUNT	SQFT			
Lonely Short Range Radar Site	Air Force Active	Barrow	0	0	0	0	12	27,401	0	1,082	169.9
NARL Barrow Camp	Navy Active	Barrow	4	37,858	0	0	0	0	0	688	40.2
Nikolski Radio Relay Site	Air Force Active	Nikolski	1	120	0	0	0	0	0	323	15.4
North River Radio Relay Site	Air Force Active	Unalakleet	0	0	0	0	0	0	0	144	23.6
Oliktok Long Range Radar Site	Air Force Active	Deadhorse	4	36,572	0	0	0	0	160	832	116.7
Point Barrow Long Range Radar Site	Air Force Active	Barrow	0	0	0	0	5	51,472	0	266	103.8
Point Lay Long Range Radar Site	Air Force Active	Point Lay	3	25,036	0	0	0	0	0	1,442	84.0
Sparrevohn Long Range Radar Site	Air Force Active	Lime Village	7	37,855	0	0	0	0	0	1,179	188.7
Tatalina Long Range Radar Site	Air Force Active	McGrath	7	37,367	0	0	0	0	0	4,970	116.2
Ted Stevens IAP	Air Force Guard	Anchorage	35	422,232	0	0	0	0	0	129	271.6
Tin City Long Range Radar Site	Air Force Active	Wales	6	83,453	0	0	0	0	37	723	195.6
Wainwright Short Range Radar Site	Air Force Active	Wainwright	0	0	0	0	0	0	0	1,519	38.7
Yukon Weapons Range	Air Force Active	Fairbanks	6	4,857	0	0	0	0	26	156	12.8
* OTHER SITE(S) : 104			214	415,019	9	28,854	30	6,277	50	236,009	1,632.0
Alaska Total:			2,197	29,236,201	9	28,854	821	6,825,597	689,877	1,115,948	30,917.9
<u>American Samoa</u>											
Te O USARC	Army Reserve	Pago Pago	6	90,234	1	7,200	1	7,380	0	5	62.6
American Samoa Total:			6	90,234	1	7,200	1	7,380	0	5	62.6
<u>Arizona</u>											
Air Force Plant 44	Air Force Active	Tucson	71	1,030,468	0	0	0	0	2,208	2,215	270.0
Barry Goldwater Range	Marine Corps Active	Yuma	51	202,943	0	0	0	0	41,613	692,800	300.0
Camp Navajo	Army Guard	Bellemont	940	3,118,643	0	0	0	0	28,345	28,345	980.2
Davis-Monthan AFB	Air Force Active	Davis Monthan AFB	502	4,864,338	0	0	1	18,704	3,851	10,686	2,127.1
Fort Huachuca	Army Active	Sierra Vista	576	5,454,239	0	0	173	568,719	0	15,256	2,168.5
Gila Bend Air Force Auxiliary Field	Air Force Active	Gila Bend	41	143,058	0	0	0	0	0	1,886	117.1
Luke AFB	Air Force Active	Luke AFB	350	3,701,764	0	0	0	0	2,933	4,833	1,368.1
Luke Air Force Auxiliary Field 1	Air Force Active	Wittmann	1	600	0	0	0	0	400	1,105	154.5
Luke Waste Annex	Air Force Active	Glendale	9	26,014	0	0	0	0	0	46	16.8
MCAS Yuma	Marine Corps Active	Yuma	288	2,878,824	0	0	362	1,227,124	2,824	4,723	1,625.9

* US Locations that do not meet criteria of at least ten (10) Acres AND at least \$10M PRV. US Territories and Non-US Locations that do not meet criteria of at least ten (10) Acres OR at least \$10M PRV.

DEPARTMENT OF DEFENSE
Base Structure Report - As of 30 Sept 2014

SITE	COMPONENT	NAME NEAREST CITY	BUILDINGS						ACRES OWNED	TOTAL ACRES	PRV (\$M)
			OWNED		LEASED		OTHER				
			COUNT	SQFT	COUNT	SQFT	COUNT	SQFT			
MCAS Yuma Hsg-Off Base	Marine Corps Active	Yuma	0	0	0	0	26	148,592	23	23	34.3
NAVOBSSTA Flagstaff	Navy Active	Flagstaff	12	37,890	0	0	0	0	278	293	15.7
NG Buckeye	Army Guard	Buckeye	8	100,980	0	0	0	0	0	1,481	22.0
NG Florence Military Reservation	Army Guard	Florence	16	43,654	0	0	0	0	6,495	6,495	37.4
NG Papago Military Reservation	Army Guard	Phoenix	63	639,926	0	0	0	0	0	418	178.8
Sky Harbor IAP	Air Force Guard	Phoenix	15	272,010	0	0	0	0	0	60	96.8
The Barry M Goldwater Air Force Range	Air Force Active	Gila Bend	9	8,708	0	0	0	0	102,689	1,753,512	173.6
Tucson IAP	Air Force Guard	Tucson	38	590,585	0	0	1	3,000	94	98	194.0
Williams AFB	Air Force Active	Mesa	2	3,368	0	0	0	0	145	145	39.2
Yuma Proving Ground	Army Active	Yuma	546	1,808,195	0	0	4	87,904	171,109	1,008,913	1,449.5
* OTHER SITE(S) : 23			96	402,938	3	63,310	20	74,519	1,730	50,491	163.2
Arizona Total:			3,634	25,329,145	3	63,310	587	2,128,562	364,736	3,583,824	11,532.9
Arkansas											
Fort Smith MAP	Air Force Guard	Fort Smith	41	382,693	0	0	0	0	0	142	105.5
Little Rock AFB	Air Force Active	Romance	352	4,077,994	0	0	0	0	6,772	6,929	1,526.5
Pine Bluff Arsenal	Army Active	White Hall	935	3,658,210	0	0	0	0	13,493	13,493	1,282.6
* OTHER SITE(S) : 18			486	2,451,055	2	23,345	0	0	64,643	65,165	149.5
Arkansas Total:			1,814	10,569,952	2	23,345	0	0	84,908	85,729	3,064.1
California											
Air Force Plant 42	Air Force Active	Palmdale	114	3,417,391	0	0	0	0	6,131	6,131	1,732.9
Beale AFB	Air Force Active	Beale AFB	254	2,935,085	0	0	0	0	22,439	22,451	2,024.4
Channel Islands ANG5	Air Force Guard	Port Hueneme	22	344,883	0	0	0	0	206	206	245.2
Chocolate Mountain Air Gnr Range	Marine Corps Active	Niland	4	44,817	0	0	0	0	228,368	456,692	282.7
CSO Hunters Point Annex	Navy Active	San Francisco	128	2,940,189	0	0	0	0	858	858	2,661.6
CSO NAS Alameda	Navy Active	Alameda	101	2,306,042	0	0	0	0	2,377	2,377	1,982.1
CSO NS Treasure Island	Navy Active	San Francisco	117	1,970,540	1	30,000	0	0	995	996	1,140.6
CSO NSY Long Beach	Navy Active	Long Beach	24	708,549	0	0	0	0	390	396	434.3
CSO NSY Mare Island	Navy Active	Vallejo	97	943,793	0	0	0	0	860	860	406.4
Davis Communications Annex Site 1	Air Force Active	Davis	4	29,524	0	0	0	0	160	160	25.0

* US Locations that do not meet criteria of at least ten (10) Acres AND at least \$10M PRV. US Territories and Non-US Locations that do not meet criteria of at least ten (10) Acres OR at least \$10M PRV.

DEPARTMENT OF DEFENSE
Base Structure Report - As of 30 Sept 2014

SITE	COMPONENT	NAME NEAREST CITY	BUILDINGS						ACRES OWNED	TOTAL ACRES	PRV (\$M)
			OWNED		LEASED		OTHER				
			COUNT	SQFT	COUNT	SQFT	COUNT	SQFT			
Defense Distribution Region West Sharpe Site	Army Active	French Camp	76	4,050,895	0	0	1	12,092	724	724	977.4
Defense Distribution Region West Tracy	Army Active	Tracy	73	6,292,294	1	4,850	0	0	908	908	1,429.1
Edwards AFB	Air Force Active	Lancaster	736	7,192,363	1	25,913	3	10,000	225,561	307,517	6,174.1
Former NAVPHIBASE Coronado	Navy Active	Coronado	161	2,125,587	0	0	193	872,860	760	762	894.6
Fort Hunter Liggett	Army Reserve	Jolon	312	1,332,512	0	0	1	4,386	170,103	170,103	901.0
Fort MacArthur FH Annex	Air Force Active	Long Beach	39	278,670	0	0	0	0	111	193	114.7
Fort Ord	Army Active	Seaside	0	0	0	0	0	0	14,159	14,159	137.0
Fresno Yosemite International (ANG)	Air Force Guard	Fresno	32	314,896	0	0	0	0	0	77	139.1
George AFB	Air Force Active	George AFB	49	528,412	0	0	0	0	3,739	4,055	698.9
Hayward MAP (ANG)	Air Force Guard	Hayward	17	148,452	0	0	0	0	0	27	58.6
Holtville Carrier LS	Navy Active	El Centro	0	0	0	0	0	0	0	110	24.7
Laguna Peak	Navy Active	Point Mugu	11	13,885	0	0	0	0	39	39	18.2
Lincoln Communication Annex	Air Force Active	Lincoln	2	16,264	0	0	0	0	358	358	25.3
Long Beach Fuel Complex	Navy Active	Long Beach	7	8,305	0	0	0	0	11	11	106.8
Los Angeles AFB	Air Force Active	El Segundo	21	944,250	0	0	0	0	54	56	323.8
Los Angeles Air Force Annex No.4	Air Force Active	Carson	1	85,000	0	0	0	0	23	23	28.2
March AFB	Air Force Active	Riverside	158	291,780	1	400	1	26,880	1,543	1,558	377.1
March ARB	Air Force Reserve	Riverside	206	2,672,946	0	0	0	0	2,138	2,386	1,308.5
Mather AFB	Air Force Active	Rancho Cordova	183	1,461,949	0	0	0	0	4,359	4,488	1,178.6
MCAS El Toro LIFOC	Marine Corps Active	Irvine	8	78,160	0	0	0	0	272	272	20.5
MCAS Miramar	Marine Corps Active	San Diego	417	6,383,211	0	0	311	1,267,536	21,191	22,906	3,201.8
MCAS Tustin Carve-Out 2	Marine Corps Active	Tustin	41	470,215	0	0	0	0	34	34	147.5
MCB Camp Pendleton	Marine Corps Active	Camp Pendleton	1,848	21,819,530	25	94,082	3,411	13,632,284	124,912	127,208	11,908.9
McClellan AFB	Air Force Active	McClellan AFB	359	8,755,372	0	0	1	16,000	2,777	2,873	3,297.4
McClellan FH Annex	Air Force Active	McClellan AFB	284	606,347	0	0	0	0	7	12	147.5
MCLB Barstow	Marine Corps Active	Barstow	149	2,487,434	0	0	0	0	359	3,764	710.7
MCLB Barstow Yermo Area	Marine Corps Active	Barstow	95	2,057,727	0	0	0	0	1,211	1,526	775.6

* US Locations that do not meet criteria of at least ten (10) Acres AND at least \$10M PRV. US Territories and Non-US Locations that do not meet criteria of at least ten (10) Acres OR at least \$10M PRV.

DEPARTMENT OF DEFENSE
Base Structure Report - As of 30 Sept 2014

SITE	COMPONENT	NAME NEAREST CITY	BUILDINGS						ACRES OWNED	TOTAL ACRES	PRV (\$M)
			OWNED		LEASED		OTHER				
			COUNT	SQFT	COUNT	SQFT	COUNT	SQFT			
MCRD San Diego	Marine Corps Active	San Diego	142	2,804,131	0	0	11	23,961	428	428	866.8
MCRD San Diego Former NTC	Marine Corps Active	San Diego	5	142,957	0	0	0	0	72	72	51.9
Military Ocean Terminal Concord	Army Active	Concord	169	415,767	0	0	0	0	6,100	6,100	581.4
Moffett Community Housing	Army Reserve	Mountain View	2	3,982	0	0	89	635,122	44	44	129.3
Moffett Field Site 1	Air Force Guard	Moffett Field	24	249,565	0	0	0	0	112	112	106.1
MTC-H Camp Roberts	Army Guard	San Miguel	514	1,988,589	0	0	0	0	42,814	42,814	987.2
MWTC Bridgeport	Marine Corps Active	Coleville	49	319,420	0	0	0	0	346	44,452	132.0
NAF El Centro	Navy Active	El Centro	195	1,084,156	0	0	58	145,657	2,682	2,863	820.0
NAF El Centro Target 101	Navy Active	El Centro	1	7,546	0	0	0	0	4,005	20,357	27.4
NAS Lemoore	Navy Active	Lemoore Nas	254	3,581,867	0	0	922	3,124,947	18,355	29,408	2,832.1
Naval Medical Center San Diego	Navy Active	San Diego	22	2,103,968	0	0	4	11,771	76	76	1,118.7
NAVBASE Ventura City Point Mugu	Navy Active	Point Mugu	530	4,065,031	0	0	391	684,763	4,484	4,484	2,203.4
NAVPHIBASE Seal Side	Navy Active	Coronado	29	572,940	0	0	0	0	72	329	160.2
NAVPMOSSP Mtn View	Navy Active	Mountain View	11	784,873	0	0	0	0	343	343	305.9
NAVSUPPDET Monterey	Navy Active	Monterey	65	1,391,802	0	0	3	11,148	136	137	541.0
NAVSUPPDET Monterey Dixon Transmitter Fac	Navy Active	Dixon	11	36,325	0	0	0	0	1,213	1,213	43.4
NAVSUPPDET Monterey La Mesa Village	Navy Active	Monterey	15	113,870	0	0	256	832,851	287	287	246.9
NAVSUPPDET Monterey Navy School Annex	Navy Active	Monterey	27	215,471	0	0	0	0	234	247	115.7
NAWS China Lake	Navy Active	China Lake	1,119	4,621,145	0	0	408	838,534	81,955	606,926	3,901.5
NAWS China LakeRandsburg Wash Area	Navy Active	Trona	51	157,047	0	0	2	1,084	4,541	503,468	205.3
NB Coronado	Navy Active	San Diego	578	9,234,630	0	0	61	149,395	2,802	2,804	4,614.9
NB Coronado Camp Michael Monsoor	Navy Active	Pine Valley	17	35,163	0	0	0	0	0	6,634	21.9
NB Coronado Camp Morena	Navy Active	Jacumba	0	0	0	0	24	54,795	0	62	16.2
NB Coronado Imperial Beach	Navy Active	Imperial Beach	58	461,600	0	0	28	333,320	1,258	1,294	511.8
NB Coronado Lofgren Terrace	Navy Active	Chula Vista	0	0	0	0	53	375,010	35	35	78.8
NB Coronado NF Survival Tng	Navy Active	Warner Springs	42	52,171	0	0	0	0	0	12,544	15.6
NB Coronado Silver Strand	Navy Active	Imperial Beach	12	112,190	0	0	2	10,000	549	550	44.7
NB Point Loma	Navy Active	San Diego	120	1,074,537	0	0	16	35,499	112	1,218	571.2

* US Locations that do not meet criteria of at least ten (10) Acres AND at least \$10M PRV. US Territories and Non-US Locations that do not meet criteria of at least ten (10) Acres OR at least \$10M PRV.

DEPARTMENT OF DEFENSE
Base Structure Report - As of 30 Sept 2014

SITE	COMPONENT	NAME NEAREST CITY	BUILDINGS						ACRES OWNED	TOTAL ACRES	PRV (\$M)
			OWNED		LEASED		OTHER				
			COUNT	SQFT	COUNT	SQFT	COUNT	SQFT			
NB Point Loma Admiral Hartman Housing 1	Navy Active	San Diego	0	0	0	0	92	150,991	46	46	53.1
NB Point Loma Admiral Hartman Housing 2	Navy Active	San Diego	0	0	0	0	56	90,881	54	54	18.4
NB Point Loma Admiral Hartman Housing 3	Navy Active	San Diego	0	0	0	0	288	488,696	54	54	98.7
NB Point Loma Chesterton Hsg	Navy Active	San Diego	1	6,863	0	0	434	808,938	144	144	188.1
NB Point Loma Fleet ASW	Navy Active	San Diego	44	1,112,334	0	0	0	0	66	66	351.8
NB Point Loma Fuel Farm	Navy Active	San Diego	38	79,092	0	0	1	1,625	14	206	322.3
NB Point Loma Old Town	Navy Active	San Diego	13	1,465,324	0	0	0	0	47	47	544.2
NB Point Loma SPAWARS South	Navy Active	San Diego	11	31,865	0	0	0	0	38	38	14.2
NB San Diego	Navy Active	San Diego	177	2,666,140	0	0	0	0	940	949	2,400.9
NB San Diego Bayview Hills Housing	Navy Active	San Diego	1	5,500	0	0	199	1,622,259	162	162	338.5
NB San Diego Broadway Complex	Navy Active	San Diego	8	893,004	0	0	0	0	20	22	225.3
NB San Diego Chollas Heights Housing	Navy Active	San Diego	1	12,800	0	0	91	556,930	78	78	125.0
NB San Diego Dryside	Navy Active	San Diego	128	3,306,910	0	0	9	1,470,726	289	289	1,300.3
NB San Diego Eucalyptus Housing	Navy Active	San Diego	0	0	0	0	57	487,888	41	41	98.6
NB San Diego Home Terrace Condos	Navy Active	San Diego	0	0	0	0	20	120,542	10	10	24.4
NB San Diego Howard Gilmore	Navy Active	La Mesa	0	0	0	0	48	759,257	38	38	136.8
NB San Diego Mission Gorge	Navy Active	San Diego	15	28,606	0	0	0	0	448	448	25.8
NB San Diego Murphy Canyon	Navy Active	San Diego	4	30,360	0	0	1,132	4,646,447	733	733	1,056.4
NB San Diego National City	Navy Active	National City	4	246,917	0	0	0	0	56	56	37.0
NB San Diego Pomerado Terrace	Navy Active	San Diego	0	0	0	0	23	263,281	52	52	56.5
NB San Diego Terrace View Villas	Navy Active	San Diego	0	0	0	0	41	227,468	17	17	48.7
NG Hammer Field	Army Guard	Fresno	3	96,227	0	0	0	0	15	15	30.3
NG Moreno Valley	Army Guard	Riverside	1	53,000	0	0	0	0	16	16	15.9
NG Sacramento Mather	Army Guard	Mather AFB	10	88,638	0	0	0	0	30	30	45.9
NG TS MD Los Alamitos	Army Guard	Los Alamitos	176	1,373,326	0	0	0	0	1,376	1,376	633.8
NORCO	Navy Active	Norco	55	475,160	0	0	0	0	279	281	319.9
Norwalk	Air Force Reserve	Norwalk	10	7,837	0	0	0	0	47	55	180.6
Norwalk Fuel Complex	Navy Active	Norwalk	0	0	0	0	0	0	17	18	94.7
NOSC Alameda	Navy Reserve	Alameda	5	96,600	0	0	0	0	15	15	33.3
NOSC LA	Navy Reserve	Los Angeles	6	142,462	0	0	0	0	11	11	43.2

* US Locations that do not meet criteria of at least ten (10) Acres AND at least \$10M PRV. US Territories and Non-US Locations that do not meet criteria of at least ten (10) Acres OR at least \$10M PRV.

DEPARTMENT OF DEFENSE
Base Structure Report - As of 30 Sept 2014

SITE	COMPONENT	NAME NEAREST CITY	BUILDINGS						ACRES OWNED	TOTAL ACRES	PRV (\$M)
			OWNED		LEASED		OTHER				
			COUNT	SQFT	COUNT	SQFT	COUNT	SQFT			
NOSC Sacramento	Navy Reserve	Sacramento	4	53,337	0	0	0	0	19	19	17.4
NS Long Beach	Navy Active	Long Beach	2	412	0	0	0	0	776	776	61.5
NTC and Fort Irwin	Army Active	Fort Irwin	673	4,151,779	2	9,000	779	3,349,266	638,461	638,534	2,716.8
NWS Seal Beach	Navy Active	Seal Beach	269	2,021,279	0	0	44	462,265	4,822	4,853	957.9
NWS Seal Beach Det Concord	Navy Active	Concord	339	1,571,454	0	0	0	0	5,038	5,038	712.2
NWS Seal Beach Fallbrook California	Navy Active	Fallbrook	264	986,757	0	0	0	0	8,852	8,852	439.9
Ord Military Community	Army Active	Seaside	56	584,669	0	0	898	2,162,002	836	836	636.3
Ozol Defense Fuel Support Point	Air Force Active	Martinez	5	4,538	0	0	0	0	54	75	140.2
Pillar Point AFS	Air Force Active	Half Moon Bay	13	20,524	0	0	0	0	55	55	13.7
Point Arena AFS	Air Force Active	Point Arena	47	92,706	0	0	0	0	74	83	40.6
Port Hueneme	Navy Active	Port Hueneme	384	5,487,514	47	375,248	196	725,414	1,675	1,741	2,259.2
Presidio Of Monterey	Army Active	Monterey	144	1,817,803	2	55,809	62	154,380	392	392	646.1
Riverbank AAP	Army Active	Modesto	117	752,415	0	0	0	0	172	172	358.0
Sacramento Army Depot	Army Active	Sacramento	0	0	0	0	0	0	48	48	0.0
Sacramento Okinawa	Army Guard	Sacramento	4	130,974	0	0	0	0	22	22	40.4
San Clemente	Navy Active	San Clemente	239	616,908	0	0	0	0	0	36,206	575.2
San Diego ANGS	Air Force Guard	San Diego	2	31,816	0	0	0	0	24	24	10.6
San Nicolas Island	Navy Active	San Nicolas Island	133	416,236	0	0	1	200	0	13,370	516.1
San Pedro Fuel Depot	Navy Active	Los Angeles	26	34,175	0	0	0	0	342	344	333.4
Santa Cruz Island	Navy Active	Goleta	10	17,072	0	0	0	0	0	11	32.7
SAT COM	Army Active	San Miguel	17	45,822	2	16,500	0	0	23	23	29.8
Sepulveda National Guard Station	Air Force Guard	Los Angeles	4	48,796	0	0	0	0	26	26	18.1
Sewage Evaporation Pon	Navy Active	Lemoore Nas	0	0	0	0	0	0	430	430	21.5
Sierra Army Depot	Army Active	Herlong Sierra Ord-D	1,037	5,229,406	0	0	0	0	30,625	36,096	2,033.3
Silas B. Hays	Army Active	Seaside	1	369,662	0	0	0	0	24	24	116.9
Travis 1	Air Force Active	Fairfield	2	516	0	0	0	0	7	17	17.8
Travis AFB	Air Force Active	Fairfield	373	6,461,804	0	0	0	0	5,130	6,445	3,714.6
Travis Annex 2	Air Force Active	Vacaville	12	23,421	0	0	0	0	206	206	17.3
Tulelake Radar Site	Air Force Active	Tulelake	4	17,140	0	0	0	0	0	928	26.7
Twentynine Palms Main Base	Marine Corps Active	Twentynine Palms	845	7,124,943	0	0	688	3,091,523	173,907	617,107	4,811.7
USMC Marine Corp Site 3	Air Force Guard	Fresno	10	51,185	0	0	0	0	0	15	19.7
Vandenberg AFB	Air Force Active	Lompoc	641	6,447,368	0	0	3	15,506	98,415	118,312	4,007.2

* US Locations that do not meet criteria of at least ten (10) Acres AND at least \$10M PRV. US Territories and Non-US Locations that do not meet criteria of at least ten (10) Acres OR at least \$10M PRV.

DEPARTMENT OF DEFENSE
Base Structure Report - As of 30 Sept 2014

SITE	COMPONENT	NAME NEAREST CITY	BUILDINGS						ACRES OWNED	TOTAL ACRES	PRV (\$M)
			OWNED		LEASED		OTHER				
			COUNT	SQFT	COUNT	SQFT	COUNT	SQFT			
Vista Del Sol East	Marine Corps Active	Twentynine Palms	0	0	0	0	50	254,780	0	29	57.8
Vista Del Sol West	Marine Corps Active	Twentynine Palms	0	0	0	0	101	446,255	0	65	100.4
* OTHER SITE(S) : 206			1,007	8,907,762	25	924,409	410	1,602,620	4,130	37,891	3,775.1
California Total:			17,607	187,427,168	107	1,536,211	11,973	47,070,035	1,990,931	3,981,010	105,450.9
Colorado											
Buckley AFB	Air Force Active	Aurora	198	3,409,750	0	0	0	0	3,399	4,224	1,253.8
Cheyenne Mountain AFS	Air Force Active	Colorado Springs	63	668,598	0	0	0	0	411	566	267.6
Fort Carson	Army Active	Colorado Springs	951	13,615,707	2	6,072	1,636	5,688,178	137,404	137,404	5,590.3
Fort Carson Weapons Range	Air Force Guard	Colorado Springs	4	8,144	0	0	0	0	0	3,110	15.8
Greeley ANGSD	Air Force Guard	Greeley	8	59,769	0	0	0	0	0	17	20.3
NG Firestone	Army Guard	Longmont	7	81,949	0	0	0	0	11	11	24.5
Peterson AFB	Air Force Active	Colorado Springs	162	3,349,091	33	316,741	0	0	218	1,457	1,331.1
Pueblo Chemical Depot	Army Active	Pueblo	1,094	5,377,404	0	0	0	0	23,121	23,121	1,432.8
Rocky Mountain Arsenal	Army Active	Commerce City	11	78,673	0	0	0	0	3,781	3,911	109.3
Schriever AFB	Air Force Active	Colorado Springs	73	2,067,242	0	0	0	0	3,202	5,634	806.9
The Farish Memorial Recreational Annex	Air Force Active	Calhan	18	19,251	0	0	0	0	652	663	18.1
USAF Academy	Air Force Active	Air Force Academy	261	5,885,345	0	0	11	40,084	44,230	53,276	3,025.9
USAF Academy Auxiliary Airfield	Air Force Active	Calhan	1	1,651	0	0	0	0	0	197	13.2
* OTHER SITE(S) : 73			199	1,277,061	6	90,329	2	30,602	92	6,595	922.8
Colorado Total:			3,050	35,899,635	41	413,142	1,649	5,758,864	216,520	240,186	14,832.5
Connecticut											
Bradley IAP	Air Force Guard	East Granby	31	345,654	0	0	0	0	0	148	155.3
Middletown AFRC	Army Reserve	Middletown	4	205,130	0	0	0	0	42	42	0.0
NAVSUBASE New London	Navy Active	Groton	192	3,279,712	0	0	14	23,187	686	687	1,593.1
NAVSUBASE New London Conning Towers	Navy Active	Groton	7	30,835	0	0	78	220,080	50	50	65.3
NAVSUBASE New London Dolphin Gardens	Navy Active	Groton	1	47,779	0	0	0	0	40	40	17.6
NAVSUBASE New London Nautilus Park 1st Inc	Navy Active	Groton	1	26,544	0	0	500	660,563	50	50	161.1

* US Locations that do not meet criteria of at least ten (10) Acres AND at least \$10M PRV. US Territories and Non-US Locations that do not meet criteria of at least ten (10) Acres OR at least \$10M PRV.

DEPARTMENT OF DEFENSE
Base Structure Report - As of 30 Sept 2014

SITE	COMPONENT	NAME NEAREST CITY	BUILDINGS						ACRES OWNED	TOTAL ACRES	PRV (\$M)
			OWNED		LEASED		OTHER				
			COUNT	SQFT	COUNT	SQFT	COUNT	SQFT			
NAVSUBASE New London Nautilus Park 2nd Inc	Navy Active	Groton	0	0	0	0	262	645,164	142	142	156.2
NAVSUBASE New London Nautilus Park 3rd Inc	Navy Active	Groton	2	29,611	0	0	1	5,421	115	115	12.4
NAVSUBASE New London Polaris Park	Navy Active	Groton	2	10,744	0	0	46	355,751	52	52	83.2
NAVSUBASE New London Trident Park	Navy Active	Groton	1	400	0	0	82	505,371	85	86	124.0
NG AASF Windsor Locks	Army Guard	Windsor Locks	13	236,992	0	0	0	0	32	32	70.9
Orange ANG Communications Station	Air Force Guard	Orange	4	56,476	0	0	0	0	21	29	19.8
Stratford Army Engine Plant	Army Active	Stratford	41	1,617,959	0	0	0	0	123	123	473.0
* OTHER SITE(S) : 19			27	500,669	8	43,943	0	0	51	74	126.6
Connecticut Total:			326	6,388,504	8	43,943	983	2,415,537	1,487	1,669	3,058.4
<u>Delaware</u>											
Dover AFB	Air Force Active	Dover	207	3,707,084	0	0	9	223,460	3,218	3,824	1,915.4
New Castle County Airport	Air Force Guard	New Castle	45	389,002	0	0	0	0	0	80	207.4
NG River Road Training Site	Army Guard	New Castle	31	148,808	0	0	0	0	203	203	32.4
* OTHER SITE(S) : 8			13	80,837	3	9,483	0	0	10	11	25.9
Delaware Total:			296	4,325,731	3	9,483	9	223,460	3,431	4,118	2,181.2
<u>District of Columbia</u>											
Fort Lesley J McNair	Army Active	Washington, DC	69	1,414,842	0	0	0	0	107	107	385.6
Naval Research Lab	Navy Active	Washington, DC	96	3,085,465	0	0	0	0	131	133	1,203.0
NS Anacostia	Navy Active	Washington, DC	168	4,769,281	0	0	190	287,413	676	1,027	1,567.4
NSA North Potomac	Navy Active	Washington, DC	39	238,767	0	0	9	20,396	72	72	79.0
NSA Washington	Navy Active	Washington, DC	67	3,358,573	0	0	24	109,811	78	78	1,168.4
Walter Reed AMC Main Post	Army Active	Washington, DC	53	4,704,864	0	0	9	41,946	113	113	1,423.2
* OTHER SITE(S) : 13			21	307,832	7	679,969	7	29,552	30	30	307.8
District of Columbia Total:			513	17,879,625	7	679,969	239	489,118	1,207	1,559	6,134.4
<u>Florida</u>											
4th MARDIV Jacksonville Maint	Marine Corps Reserve	Jacksonville	5	45,689	0	0	0	0	111	111	13.1
Arbuckle Airfield	Air Force Active	Avon Park	40	246,336	0	0	0	0	5,145	5,147	143.1

* US Locations that do not meet criteria of at least ten (10) Acres AND at least \$10M PRV. US Territories and Non-US Locations that do not meet criteria of at least ten (10) Acres OR at least \$10M PRV.

DEPARTMENT OF DEFENSE
Base Structure Report - As of 30 Sept 2014

SITE	COMPONENT	NAME NEAREST CITY	BUILDINGS						ACRES OWNED	TOTAL ACRES	PRV (\$M)
			OWNED		LEASED		OTHER				
			COUNT	SQFT	COUNT	SQFT	COUNT	SQFT			
Avon Park AF Range	Air Force Active	Avon Park	7	6,369	0	0	0	0	100,929	100,929	34.2
Camp Blanding	Air Force Guard	Starke	23	125,675	0	0	0	0	0	219	28.0
Cape Canaveral AFS	Air Force Active	Cape Canaveral AFS	535	3,810,698	0	0	0	0	15,383	16,239	1,569.2
Cape San Blas Tracking Annex D-3	Air Force Active	Port St Joe	14	33,063	0	0	0	0	831	831	13.3
Corry Station	Navy Active	Pensacola	126	2,099,933	0	0	107	555,525	674	674	813.8
CSO NAS Cecil Field FL	Navy Active	Cecil Field	0	0	0	0	0	0	415	415	0.0
CSO NTC Orlando NTC Annex	Navy Active	Orlando	0	0	0	0	0	0	711	711	0.0
Dania Beach (Lauderdale)	Navy Active	Dania	11	30,735	0	0	0	0	0	10	18.3
Destin Moreno Point	Army Active	Destin	22	59,215	0	0	0	0	14	14	12.5
Eglin AFB	Air Force Active	Eglin AFB	1,059	9,997,239	0	0	21	214,497	319,078	449,415	4,894.8
Eglin AFB Auxiliary Field 3	Air Force Active	Crestview	89	680,774	0	0	3	65,159	1,512	1,946	429.4
Eglin AFB Auxiliary Field 6	Air Force Active	Holt	43	158,651	0	0	5	18,379	832	855	128.7
Eglin Afb Site 2 (Santa Rosa Island)	Air Force Active	Ft Walton Beach	51	119,395	0	0	0	0	0	3,170	73.8
Homestead AFB	Air Force Reserve	Homestead	1	93,202	0	0	0	0	12	12	19.6
Homestead ARB	Air Force Reserve	Homestead	128	1,117,994	0	0	0	0	1,981	2,430	616.9
Hurlburt Field	Air Force Active	Mary Esther	366	4,786,598	0	0	0	0	6,341	6,341	1,470.3
Jacksonville IAP	Air Force Guard	Jacksonville	41	378,302	0	0	0	0	0	342	108.5
Jonathan Dickinson Tracking Annex	Air Force Active	Hobe Sound	11	27,272	0	0	0	0	0	11	13.7
Kennedy Space Center Communications	Air Force Active	Cape Canaveral	49	96,150	0	0	1	231	0	57	34.9
Lynn Haven Defense Fuel Sup	Air Force Active	Lynn Haven	9	12,715	0	0	0	0	203	203	46.4
MacDill AFB	Air Force Active	Tampa	294	4,992,717	0	0	5	77,056	5,633	5,866	1,852.4
Malabar Transmitter Annex	Air Force Active	Palm Bay	9	34,909	0	0	0	0	640	640	10.9
MCRC Tampa	Marine Corps Reserve	Tampa	14	33,510	0	0	0	0	0	19	11.2
MCSF Blount Island	Marine Corps Active	Jacksonville	61	908,255	0	0	0	0	912	1,082	333.8
NAS Jacksonville	Navy Active	Jacksonville	443	9,004,382	0	0	90	332,868	3,843	3,922	3,086.4
NAS Key West	Navy Active	Stock Island	132	891,236	0	0	17	14,627	4,006	4,787	604.8
NAS Key West Dredgers Key-Sigsbee	Navy Active	Key West	47	346,989	0	0	240	1,123,282	352	352	293.0
NAS Key West Fleming Key Magazine	Navy Active	Key West	41	160,384	0	0	4	122,948	322	323	119.1

* US Locations that do not meet criteria of at least ten (10) Acres AND at least \$10M PRV. US Territories and Non-US Locations that do not meet criteria of at least ten (10) Acres OR at least \$10M PRV.

DEPARTMENT OF DEFENSE
Base Structure Report - As of 30 Sept 2014

SITE	COMPONENT	NAME NEAREST CITY	BUILDINGS						ACRES OWNED	TOTAL ACRES	PRV (\$M)
			OWNED		LEASED		OTHER				
			COUNT	SQFT	COUNT	SQFT	COUNT	SQFT			
NAS Key West Peary Court	Navy Active	Key West	0	0	0	0	0	0	54	54	0.0
NAS Key West Truman Annex	Navy Active	Key West	33	379,626	0	0	40	121,108	159	233	184.7
NAS Key West Trumbo Point Annex	Navy Active	Key West	25	368,371	0	0	122	452,765	129	137	276.6
NAS Pensacola	Navy Active	Pensacola	427	8,234,424	0	0	147	723,158	2,296	5,809	2,567.3
NAS Whiting Field Milton	Navy Active	Milton	135	1,276,080	0	0	1	156	3,533	4,774	708.2
Naval Hospital Key West	Navy Active	Key West	4	70,437	0	0	7	10,823	15	15	32.9
NOLF Choctaw	Navy Active	Navarre	6	25,860	0	0	0	0	1,450	1,450	95.0
NOLF Holley	Navy Active	Navarre	1	1,024	0	0	0	0	698	698	77.0
NOLF Santa Rosa	Navy Active	Milton	2	1,517	0	0	0	0	738	738	26.2
NOLF Spencer	Navy Active	Pace	3	4,195	0	0	0	0	640	640	22.8
NOSC Miami	Navy Reserve	Hialeah	2	62,741	0	0	0	0	20	20	17.6
NOTU Cape Canaveral	Navy Active	Cape Canaveral	81	526,448	0	0	0	0	250	256	251.0
NS Mayport	Navy Active	Jacksonville	296	2,577,988	0	0	397	1,392,230	2,973	3,230	1,506.5
NS Mayport Commissary Site	Navy Active	Atlantic Beach	1	163,973	0	0	0	0	29	29	32.7
NS Mayport FISC	Navy Active	Jacksonville	31	41,456	0	0	0	0	181	181	105.9
NS Mayport Ribault Bay Village	Navy Active	Atlantic Beach	6	43,616	0	0	104	605,782	129	129	104.8
NSA Orlando	Navy Active	Orlando	10	306,090	2	57,108	1	71,285	41	42	114.7
NSA Panama City	Navy Active	Panama City	191	1,493,459	0	0	35	98,614	654	678	552.0
OLF Bronson	Navy Active	Pensacola	30	16,684	0	0	1	1,916	967	1,098	23.3
OLF Whitehouse	Navy Active	Jacksonville	7	11,157	0	0	1	4,590	1,907	5,186	43.5
Patrick AFB	Air Force Active	Patrick AFB	278	3,122,507	0	0	1	610	2,089	2,324	1,064.4
Pinecastle E.W. Range	Navy Active	Altoona	12	6,775	0	0	0	0	0	5,900	10.2
Saufley Field	Navy Active	Pensacola	76	704,438	0	0	1	384	882	895	316.3
Tyndall AFB	Air Force Active	Panama City	450	4,020,052	0	0	25	134,483	26,562	28,824	1,637.2
US Army Garrison-Miami	Army Active	Miami-Dade	11	654,246	0	0	2	30,419	0	34	183.8
Whiting Pines	Navy Active	Milton	4	10,457	0	0	251	459,983	0	98	72.7
* OTHER SITE(S) : 145			239	2,028,639	51	606,715	19	162,602	5,289	16,098	772.2
Florida Total:			6,032	66,450,646	53	663,823	1,648	6,795,480	521,563	686,638	27,593.6
Georgia											
Air Force Plant 6	Air Force Active	Marietta	102	6,459,736	0	0	0	0	755	755	1,406.7
Dobbins ARB	Air Force Reserve	Marietta	109	1,181,126	0	0	1	192	1,666	1,913	475.0
Fort Benning GA	Army Active	Columbus	1,495	20,050,337	0	0	2,120	7,030,057	35,469	35,473	7,169.2

* US Locations that do not meet criteria of at least ten (10) Acres AND at least \$10M PRV. US Territories and Non-US Locations that do not meet criteria of at least ten (10) Acres OR at least \$10M PRV.

DEPARTMENT OF DEFENSE
Base Structure Report - As of 30 Sept 2014

SITE	COMPONENT	NAME NEAREST CITY	BUILDINGS						ACRES OWNED	TOTAL ACRES	PRV (\$M)
			OWNED		LEASED		OTHER				
			COUNT	SQFT	COUNT	SQFT	COUNT	SQFT			
Fort Gillem	Army Active	Forest Park	81	1,961,413	47	142,220	4	5,545	1,531	1,531	553.3
Fort Gordon	Army Active	Augusta	640	8,104,852	5	78,906	88	643,202	24	24	2,662.3
Fort McPherson	Army Active	Atlanta	219	2,211,704	0	0	3	4,697	487	487	515.3
Fort Stewart	Army Active	Hinesville	1,420	11,317,667	0	0	1,023	5,201,223	284,125	284,125	4,105.6
General Lucius D. Clay National Guard Center	Army Guard	Marietta	64	762,921	0	0	0	0	106	106	177.3
Glynco ANGS	Air Force Guard	Brunswick	2	60,419	0	0	0	0	0	14	15.0
Hunter ANGS 2	Air Force Guard	Savannah	11	55,729	0	0	0	0	18	18	13.8
Hunter Army Airfield	Army Active	Savannah	336	3,495,288	0	0	390	1,475,462	3,064	3,064	1,338.6
MCLB Albany	Marine Corps Active	Albany	259	6,790,543	0	0	90	240,444	3,389	3,394	1,363.1
Moody AFB	Air Force Active	Moody AFB	326	2,970,730	0	0	0	0	5,118	5,521	1,051.5
NAS Atlanta Windy Hill	Marine Corps Reserve	Smyrna	11	75,395	0	0	0	0	28	28	16.3
NAVSUBASE Kings Bay	Navy Active	Kings Bay	449	5,359,859	0	0	199	1,031,788	12,897	16,556	2,694.4
NOSC-MCRC Atlanta	Navy Reserve	Marietta	3	109,120	0	0	0	0	18	18	23.5
Robins AFB	Air Force Active	Robins AFB	513	13,696,242	0	0	2	203,028	6,779	6,935	3,813.0
Savannah/Hilton Head IAP	Air Force Guard	Garden City	60	665,364	0	0	0	0	0	207	167.9
Savannah/Hilton Head IAP Site 4	Air Force Guard	Garden City	14	74,805	0	0	0	0	0	49	21.8
VTS Catoosa	Army Guard	Tunnel Hill	39	91,108	0	0	0	0	1,630	1,630	33.3
* OTHER SITE(S) : 45			258	1,054,872	12	89,799	44	89,438	11,961	42,103	267.7
Georgia Total:			6,411	86,549,229	64	310,925	3,964	15,925,076	369,065	403,950	27,884.4

Guam

Agana	Navy Active	Agana	2	17,122	0	0	0	0	7	22	39.8
Andersen Administration Annex	Navy Active	Unknown	19	180,180	0	0	0	0	1,922	1,922	187.5
Andersen AFB	Navy Active	Andersen AFB	1,446	6,569,004	0	0	0	0	12,554	12,626	6,527.9
Andersen AFS	Navy Active	Unknown	6	9,138	0	0	0	0	6	6	33.4
Andersen Annex	Navy Active	Yigo	2	520	0	0	0	0	8	37	20.5
Andersen Communications Annex 2	Navy Active	Unknown	4	4,459	0	0	0	0	0	0	12.4
Andersen Petrol Product Storage Annex 1	Navy Active	Unknown	2	1,652	0	0	0	0	19	19	2.1
Andersen Petrol Product Storage Annex 2	Navy Active	Unknown	3	14,269	0	0	0	0	24	24	112.7
Dandan	Navy Active	Agana	6	25,416	0	0	0	0	78	78	21.4

* US Locations that do not meet criteria of at least ten (10) Acres AND at least \$10M PRV. US Territories and Non-US Locations that do not meet criteria of at least ten (10) Acres OR at least \$10M PRV.

DEPARTMENT OF DEFENSE
Base Structure Report - As of 30 Sept 2014

SITE	COMPONENT	NAME NEAREST CITY	BUILDINGS						ACRES OWNED	TOTAL ACRES	PRV (\$M)
			OWNED		LEASED		OTHER				
			COUNT	SQFT	COUNT	SQFT	COUNT	SQFT			
Guam US Army Reserve Center	Army Reserve	Barrigada	7	60,036	0	0	0	0	0	0	65.6
Harmon Substation	Navy Active	Dededo	0	0	0	0	0	0	4	15	0.0
Naval Hospital	Navy Active	Agana	61	598,211	0	0	0	0	120	139	565.3
NAVBASE Guam	Navy Active	Agana	932	5,641,846	0	0	1	6,900	7,473	7,705	5,781.6
NAVBASE Guam Apra Heights	Navy Active	Apra	133	650,925	0	0	0	0	0	3	375.3
NAVBASE Guam Barrigada	Navy Active	Barrigada	26	180,365	0	0	0	0	1,366	1,417	192.8
NAVBASE Guam Finegayan	Navy Active	Finegayan	301	1,157,339	0	0	0	0	2,416	2,497	827.2
NAVBASE Guam Finegayan, South	Navy Active	Finegayan	0	0	0	0	0	0	733	739	0.0
NAVBASE Guam Harmon	Navy Active	Dededo	16	22,856	0	0	0	0	3	17	17.6
NAVBASE Guam Magazine Reservoir, Naval Magazine	Navy Active	Santa Rita	0	0	0	0	0	0	10	12	0.0
NAVBASE Guam Marbo	Navy Active	Mangilao	0	0	0	0	0	0	0	45	4.1
NAVBASE Guam Naval Magazine	Navy Active	Santa Rita	206	685,564	0	0	0	0	8,650	8,665	768.6
NAVBASE Guam Talofofo	Navy Active	Talofofo	0	0	0	0	0	0	13	13	0.0
NAVBASE Guam Tiyan	Navy Active	Agana	1	895	0	0	0	0	0	22	1.0
NAVBASE Guam, Naval Magazine	Navy Active	Santa Rita	0	0	0	0	0	0	9	10	0.0
NG Fort Juan Muna	Army Guard	Barrigada	41	113,339	0	0	0	0	15	15	58.6
NG Guam Barrigada Complex	Army Guard	Barrigada	9	106,246	0	0	0	0	51	51	69.8
Nimitz Hill	Navy Active	Nimitz Hill	71	218,762	0	0	0	0	113	282	182.0
Santa Rosa Parcel B	Navy Active	Andersen AFB	0	0	0	0	0	0	12	12	0.0
Sasa Valley	Navy Active	Piti	53	25,162	0	0	0	0	422	422	871.9
Tanguisson Point	Navy Active	Dededo	1	29,205	0	0	0	0	27	59	169.6
Tenjo Vista	Navy Active	Piti	9	2,901	0	0	0	0	230	235	83.2
WAR DOG CEMETERY	Navy Active	Andersen Ab	0	0	0	0	0	0	31	31	0.0
* OTHER SITE(S) : 7			0	0	0	0	0	0	1	2	0.0
Guam Total:			3,357	16,315,413	0	0	1	6,900	36,319	37,141	16,991.9

Hawaii

Aiea	Navy Active	Aiea	24	38,734	0	0	160	447,225	78	91	310.9
Aliamanu Military Reservation	Army Active	Honolulu	103	281,356	0	0	771	2,876,646	593	600	1,005.0
Barking Sands Communications Station	Air Force Guard	Kekaha	4	31,016	0	0	0	0	0	11	22.9
Bellows AFS	Air Force Active	Kailua	100	142,065	0	0	0	0	409	486	190.2
CSO Barbers Point	Navy Active	Barbers Point	0	0	0	0	0	0	678	678	109.2

* US Locations that do not meet criteria of at least ten (10) Acres AND at least \$10M PRV. US Territories and Non-US Locations that do not meet criteria of at least ten (10) Acres OR at least \$10M PRV.

DEPARTMENT OF DEFENSE
Base Structure Report - As of 30 Sept 2014

SITE	COMPONENT	NAME NEAREST CITY	BUILDINGS						ACRES OWNED	TOTAL ACRES	PRV (\$M)
			OWNED		LEASED		OTHER				
			COUNT	SQFT	COUNT	SQFT	COUNT	SQFT			
Dillingham Mil Res	Army Active	Waialua	5	4,176	0	0	0	0	664	664	35.5
Ewa	Navy Active	Ewa Beach	221	852,415	0	0	0	0	2,308	2,323	777.2
Fort De Russy	Army Active	Honolulu	15	796,892	0	0	0	0	73	73	207.1
Fort Shafter	Army Active	Honolulu	153	1,727,558	0	0	162	519,068	589	589	890.1
Helemano Military Reservation	Army Active	Wahiawa	22	318,692	0	0	216	1,556,062	282	293	675.8
Hickam Petrol Strg Ann	Navy Active	Hickam AFB	6	7,247	0	0	0	0	1	96	373.7
Honolulu	Navy Active	Pearl Harbor	175	1,698,971	1	55,000	1,291	5,022,285	573	576	2,903.8
Kaena Point Satellite Tracking Station	Air Force Active	Waianae	29	73,598	0	0	0	0	0	153	73.9
Kahuku Training Area	Army Active	Kahuku	22	33,603	0	0	0	0	8,330	9,480	31.7
Kalaeloa	Navy Active	Barbers Point	165	1,010,412	1	12,122	0	0	163	164	604.3
Kamokala Ridge	Navy Active	Kekaha	13	23,582	0	0	0	0	0	89	20.3
Kawaihae Military Reserve	Army Active	Waimea	1	938	0	0	0	0	10	11	14.6
Kilauea Military Reserve	Army Active	Hawaii National Park	94	167,411	0	0	0	0	13	72	59.6
Kipapa Ammo Storage Site	Army Active	Miliani	70	179,462	0	0	0	0	401	401	115.2
Makaha Ridge	Navy Active	Kokee	17	28,473	0	0	0	0	0	243	40.3
Makua Military Reserve	Army Active	Waianae	4	4,873	0	0	0	0	3,413	4,195	28.2
Manana Housing/Pw Area	Navy Active	Pearl City	1	775	0	0	49	125,391	23	23	51.4
MC Trng Area Bellows	Marine Corps Active	Waimanalo	15	116,231	0	0	0	0	28	1,030	109.3
MCB Camp Smith	Marine Corps Active	Aiea	50	896,574	0	0	9	19,010	219	221	573.9
MCB Hawaii Kaneohe	Marine Corps Active	Kaneohe	563	4,838,356	0	0	973	3,835,014	2,686	2,955	5,360.5
MCB Hawaii Manana Capehart	Marine Corps Active	Pearl City	8	14,943	0	0	153	429,514	52	52	183.0
MCB Hawaii Pearl City Annex	Marine Corps Active	Pearl City	7	255,008	0	0	0	0	27	27	74.1
MCB Hawaii Puuloa-Oahu	Marine Corps Active	Ewa Beach	23	47,010	0	0	0	0	165	165	60.1
NG Kalaeloa	Army Guard	Kapolei	24	574,828	0	0	0	0	147	147	294.3
NG TS Waiawa Gulch	Army Guard	Pearl City	8	105,101	0	0	0	0	19	19	34.4
NS Pearl Harbor	Navy Active	Pearl Harbor	973	13,640,974	0	0	288	955,993	6,764	6,819	14,040.8
PACMISRANFAC Hawaiian Area	Navy Active	Kekaha	210	510,668	0	0	41	79,920	8	4,565	686.7
Pearl City	Navy Active	Pearl City	26	270,042	0	0	252	978,603	575	633	668.1
Pohakuloa Training Area	Army Active	Hilo	177	307,516	0	0	4	362	108,829	131,805	376.4
Pupukea Paalaa Uka Mil Road	Army Active	Haleiwa	0	0	0	0	0	0	109	109	24.8

* US Locations that do not meet criteria of at least ten (10) Acres AND at least \$10M PRV. US Territories and Non-US Locations that do not meet criteria of at least ten (10) Acres OR at least \$10M PRV.

DEPARTMENT OF DEFENSE
Base Structure Report - As of 30 Sept 2014

SITE	COMPONENT	NAME NEAREST CITY	BUILDINGS						ACRES OWNED	TOTAL ACRES	PRV (\$M)
			OWNED		LEASED		OTHER				
			COUNT	SQFT	COUNT	SQFT	COUNT	SQFT			
Schofield Bks Military Reservation	Army Active	Wahiawa	534	7,182,136	0	0	1,692	8,946,290	15,609	15,612	6,100.4
Signal Cable Trunking System	Army Active	Wahiawa	41	8,871	0	0	0	0	201	201	114.2
Tripler AMC	Army Active	Honolulu	40	1,841,536	0	0	40	275,926	367	367	1,811.8
USA Field Station Kunia	Army Active	Kunia	9	270,844	0	0	0	0	89	89	195.4
Wahiawa	Navy Active	Wahiawa	114	753,577	0	0	121	555,765	689	712	705.2
Waianae	Navy Active	Lualualei	429	1,100,133	0	0	1	378	4,338	9,228	805.2
Waianae-Kai Military Reservation	Army Active	Waianae	48	47,743	1	637	0	0	0	14	23.7
Waikalkalaua Ammo Storage Tunnels	Army Active	Miliani	49	104,236	0	0	0	0	312	312	64.9
Waikele	Navy Active	Waipahu	0	0	0	0	0	0	485	488	0.0
Waipahu	Navy Active	Waipahu	23	41,491	0	0	0	0	1,434	1,456	119.8
Wheeler Army Airfield	Army Active	Wahiawa	177	1,344,304	0	0	338	1,077,971	1,370	1,370	1,240.4
* OTHER SITE(S) : 64			79	349,879	2	26,948	20	105,079	344	25,190	2,606.7
Hawaii Total:			4,871	42,044,248	5	94,707	6,581	27,806,502	163,467	224,897	44,815.2
Idaho											
Bayview Idaho	Navy Active	Bayview	12	76,288	0	0	0	0	22	22	43.6
Boise Air Terminal (ANG)	Air Force Guard	Boise	173	1,662,765	0	0	1	12,960	0	354	621.2
Mountain Home AFB	Air Force Active	Mountain Home	445	3,242,510	0	0	2	58,850	2,250	6,850	2,215.4
Saylor Creek Air Force Range	Air Force Active	Bruneau	5	10,918	0	0	0	0	640	109,466	23.7
* OTHER SITE(S) : 57			71	260,534	1	24,679	0	0	204	19,542	110.4
Idaho Total:			706	5,253,015	1	24,679	3	71,810	3,116	136,234	3,014.3
Illinois											
Capital Airport	Air Force Guard	Springfield	30	328,843	0	0	0	0	0	95	137.4
Carbondale Reserve Center	Army Guard	Murphysboro	0	0	0	0	2	53,702	0	15	16.5
Chanute AFB	Air Force Active	Rantoul	89	1,145,623	0	0	0	0	1,343	1,343	669.5
Charles Melvin Price Spt Ctr	Army Active	Granite City	2	60,390	0	0	0	0	136	136	11.9
Fort Sheridan	Navy Active	Highland Park	2	1,938	0	0	87	426,429	119	130	114.5
GL Camp JPJ	Navy Active	Great Lakes	9	1,302,086	0	0	0	0	0	52	389.8
GL Forrestal Village	Navy Active	Great Lakes	51	921,086	1	38,000	624	1,726,222	482	482	664.6
Glenview	Navy Active	Glenview	1	13,876	0	0	118	697,184	26	32	159.0
Granite City USARC	Army Reserve	Granite City	20	186,630	0	0	0	0	30	30	49.5
Greater Peoria Regional Airport	Air Force Guard	Peoria	33	429,193	0	0	0	0	0	714	212.9
Joliet AAP Elwood	Army Active	Wilmington	206	633,641	0	0	0	0	657	657	255.6

* US Locations that do not meet criteria of at least ten (10) Acres AND at least \$10M PRV. US Territories and Non-US Locations that do not meet criteria of at least ten (10) Acres OR at least \$10M PRV.

DEPARTMENT OF DEFENSE
Base Structure Report - As of 30 Sept 2014

SITE	COMPONENT	NAME NEAREST CITY	BUILDINGS						ACRES OWNED	TOTAL ACRES	PRV (\$M)
			OWNED		LEASED		OTHER				
			COUNT	SQFT	COUNT	SQFT	COUNT	SQFT			
Joliet AAP Kankakee	Army Active	Wilmington	2	171	0	0	0	0	1,068	1,068	0.1
NG Galesburg Readiness Center	Army Guard	Galesburg	0	0	0	0	3	56,018	0	10	15.4
NG N Riverside (NG Maint Center)	Army Guard	Riverside	20	204,830	0	0	0	0	33	33	51.4
NG Peoria AASF	Army Guard	Peoria	17	155,099	0	0	1	350	44	44	49.6
NS Great Lakes	Navy Active	Great Lakes	193	5,902,375	0	0	29	148,190	1,143	1,147	2,542.0
Rock Island Arsenal	Army Active	Rock Island	191	6,818,340	21	59,102	1	20	880	880	1,803.0
Savanna Depot Act	Army Active	Savanna	684	2,799,093	0	0	0	0	8,145	8,145	969.2
Scott AFB	Air Force Active	Belleville	280	4,824,189	0	0	3	15,817	2,881	3,638	1,849.2
* OTHER SITE(S) : 49			201	4,471,711	10	27,314	448	928,066	53	74	1,721.2
Illinois Total:			2,031	30,199,114	32	124,416	1,316	4,051,998	17,040	18,727	11,682.3
Indiana											
Camp Atterbury	Army Guard	Edinburg	445	1,945,276	0	0	0	0	33,142	34,391	590.8
Fort Benjamin Harrison	Army Active	Lawrence	0	0	0	0	0	0	67	67	43.5
Grissom AFB	Air Force Active	Logansport	21	241,797	0	0	0	0	1,020	1,098	119.9
Grissom ARB	Air Force Reserve	Logansport	93	1,063,723	0	0	0	0	1,410	1,791	572.4
Hulman Fld	Air Force Guard	Terre Haute	39	305,903	0	0	0	0	37	121	94.8
Indiana AAP	Army Active	Charlestown	454	1,686,183	0	0	0	0	4,064	4,064	718.4
Jefferson Proving Ground	Army Active	Madison	108	280,197	0	0	0	0	51,964	51,964	151.6
Newport Chem Depot	Army Active	Newport	1	53,226	0	0	0	0	382	382	10.1
NG Muscatatuck Urban Training Center	Army Guard	Buttleville	48	479,471	1	22,824	1	2,125	0	934	172.9
NSA Crane	Navy Active	Crane	2,399	11,248,270	0	0	41	74,866	62,433	62,435	4,101.2
* OTHER SITE(S) : 37			108	1,409,491	11	194,155	1	1,650	461	2,067	451.5
Indiana Total:			3,716	18,713,537	12	216,979	43	78,641	154,979	159,314	7,027.1
Iowa											
Camp Dodge Johnston TS	Army Guard	Johnston	29	763,413	1	25,540	248	1,370,898	28,847	31,180	693.6
Des Moines IAP	Air Force Guard	Des Moines	32	235,938	4	177,754	0	0	0	171	138.2
Fort Dodge ANG	Air Force Guard	Fort Dodge	6	37,244	0	0	0	0	0	13	12.1
Iowa AAP	Army Active	Middletown	960	4,218,334	0	0	1	1,500	19,011	19,011	1,379.3
Sioux Gateway Apt/Col Bud Day Field (ANG)	Air Force Guard	Sioux City	37	414,607	0	0	0	0	0	269	156.4
* OTHER SITE(S) : 54			49	599,085	35	150,034	0	0	20	20	178.8

* US Locations that do not meet criteria of at least ten (10) Acres AND at least \$10M PRV. US Territories and Non-US Locations that do not meet criteria of at least ten (10) Acres OR at least \$10M PRV.

DEPARTMENT OF DEFENSE
Base Structure Report - As of 30 Sept 2014

SITE	COMPONENT	NAME NEAREST CITY	BUILDINGS						ACRES OWNED	TOTAL ACRES	PRV (\$M)
			OWNED		LEASED		OTHER				
			COUNT	SQFT	COUNT	SQFT	COUNT	SQFT			
Iowa Total:			1,113	6,268,621	40	353,328	249	1,372,398	47,878	50,664	2,558.4
Johnston Atoll											
Johnston Atoll Airfield	Air Force Active	Johnston Atoll	72	295,161	0	0	0	0	684	684	680.9
Johnston Atoll Total:			72	295,161	0	0	0	0	684	684	680.9
Kansas											
Forbes Field (ANG)	Air Force Guard	Topeka	32	502,143	0	0	0	0	192	215	185.7
Fort Leavenworth	Army Active	Fort Leavenworth	326	4,587,599	0	0	734	4,972,888	5,637	5,637	2,399.3
Fort Riley	Army Active	Fort Riley	910	11,774,220	2	22,672	272	1,537,047	78,048	81,640	4,560.2
Kansas AAP	Army Active	Parsons	1	67,000	0	0	0	0	13,835	13,835	15.2
McConnell AFB	Air Force Active	Wichita	207	3,196,889	0	0	0	0	2,682	3,606	1,399.8
Smoky Hill ANG Range	Air Force Guard	Salina	38	98,672	0	0	0	0	33,878	33,878	87.3
* OTHER SITE(S) : 30			59	930,396	2	17,034	0	0	109	356	323.9
Kansas Total:			1,573	21,156,919	4	39,706	1,006	6,509,935	134,381	139,166	8,971.5
Kentucky											
Blue Grass Army Depot	Army Active	Richmond	1,175	4,185,577	1	69,690	68	63,100	14,594	14,594	1,166.0
Fort Campbell	Army Active	Fort Campbell	549	8,603,413	0	0	1,050	4,551,628	43,175	43,175	5,371.6
Fort Knox	Army Active	Middletown	942	11,606,314	0	0	1,471	5,467,287	109,111	109,111	5,072.1
Louisville IAP-Standiford	Air Force Guard	Louisville	11	362,886	0	0	0	0	0	81	94.4
* OTHER SITE(S) : 26			47	394,472	14	199,896	0	0	1,343	1,352	132.9
Kentucky Total:			2,724	25,152,663	15	269,586	2,589	10,082,015	168,223	168,313	11,837.0
Louisiana											
Barksdale AFB	Air Force Active	Barksdale AFB	430	5,006,582	0	0	0	0	21,945	22,504	1,738.9
England Authority	Army Active	Alexandria	2	59,274	19	106,300	1	2,128	0	252	55.8
Fort Polk	Army Active	Fort Polk	928	7,782,698	0	0	1,324	7,443,098	100,110	198,722	3,933.0
NAS JRB New Orleans	Air Force Guard	New Orleans	48	403,799	0	0	0	0	0	89	111.2
NAS JRB New Orleans	Navy Active	Belle Chasse	218	2,193,215	0	0	627	1,730,029	5,009	5,210	1,069.2
West Bank	Navy Active	New Orleans	0	0	0	0	62	309,288	25	31	56.6
* OTHER SITE(S) : 31			74	985,707	4	237,354	5	29,021	37	7,894	363.3
Louisiana Total:			1,700	16,431,274	23	343,654	2,019	9,513,564	127,126	234,702	7,327.9

* US Locations that do not meet criteria of at least ten (10) Acres AND at least \$10M PRV. US Territories and Non-US Locations that do not meet criteria of at least ten (10) Acres OR at least \$10M PRV.

DEPARTMENT OF DEFENSE
Base Structure Report - As of 30 Sept 2014

SITE	COMPONENT	NAME NEAREST CITY	BUILDINGS						ACRES OWNED	TOTAL ACRES	PRV (\$M)
			OWNED		LEASED		OTHER				
			COUNT	SQFT	COUNT	SQFT	COUNT	SQFT			
Maine											
Bangor IAP	Air Force Guard	Bangor	19	355,792	0	0	0	0	122	134	120.4
Bangor Lease Land Site 4	Air Force Guard	Bangor	16	113,792	0	0	1	504	0	159	62.6
DFAS Annex	Air Force Active	Limestone	0	0	1	142,400	0	0	0	16	43.7
NAS Brunswick	Navy Active	Brunswick	47	365,147	0	0	0	0	3,242	3,264	216.4
NAS Portsmouth NCTS Cutler VLF Area	Navy Active	Cutler	44	132,539	0	0	0	0	2,805	2,805	107.6
NAS Portsmouth Redington Township	Navy Active	Rangeley	74	54,228	0	0	0	0	12,468	12,468	17.4
NG Auburn TS	Army Guard	Auburn	14	86,989	0	0	0	0	154	170	22.8
NG Bangor TS	Army Guard	Bangor	32	380,611	0	0	0	0	180	205	111.1
NG Bog Brook Riley TS	Army Guard	West Bethel	23	20,275	0	0	0	0	166	213	11.7
NSY Portsmouth	Navy Active	Kittery	250	4,199,227	0	0	35	98,767	309	309	1,644.0
South Portland ANGSS	Air Force Guard	South Portland	9	55,975	0	0	0	0	0	12	15.2
* OTHER SITE(S) : 16			74	328,865	1	22,992	0	0	1,398	1,403	102.7
Maine Total:			602	6,093,440	2	165,392	36	99,271	20,845	21,159	2,475.7
Marshall Islands											
Ennytabegan Island	Army Active	Kwajalein Atoll	13	25,269	0	0	0	0	0	0	31.9
Illeginni Island	Army Active	Kwajalein Atoll	14	26,044	0	0	0	0	0	0	31.3
Meck Island	Army Active	Kwajalein Atoll	43	242,285	0	0	0	0	0	0	215.4
Roi-Namur Island	Army Active	Kwajalein Atoll	106	469,668	0	0	1	100	0	0	490.6
US Army Kwajalein Atoll	Army Active	Kwajalein Atoll	522	2,432,242	0	0	1	2,310	0	1,361	2,142.1
* OTHER SITE(S) : 6			28	16,870	0	0	0	0	0	0	38.8
Marshall Islands Total:			726	3,212,378	0	0	2	2,410	0	1,361	2,950.2
Maryland											
Aberdeen Proving Ground	Army Active	Aberdeen	1,405	14,140,200	0	0	141	1,143,977	72,380	72,380	4,620.3
Andrews AFB	Air Force Active	Andrews AFB	345	6,580,791	0	0	1	2,800	4,996	5,008	2,588.9
Blossom Point MD	Navy Active	La Plata	22	74,839	0	0	0	0	265	265	25.2
Blossom Point Research Facility	Army Active	Welcome	70	92,790	0	0	1	1,600	1,600	1,600	37.5
Brandywine Globecom Annex	Air Force Active	Brandywine	4	3,944	0	0	0	0	1,640	1,640	28.6
Fort Detrick	Army Active	Frederick	222	2,425,938	0	0	318	1,015,867	1,153	1,153	1,527.6
Fort George G Meade	Army Active	Fort Meade	289	5,940,074	10	40,912	1,210	4,796,504	5,067	5,067	2,736.5
Glenn Forest	Navy Active	Lexington Park	0	0	0	0	58	438,608	139	139	79.4

* US Locations that do not meet criteria of at least ten (10) Acres AND at least \$10M PRV. US Territories and Non-US Locations that do not meet criteria of at least ten (10) Acres OR at least \$10M PRV.

DEPARTMENT OF DEFENSE
Base Structure Report - As of 30 Sept 2014

SITE	COMPONENT	NAME NEAREST CITY	BUILDINGS						ACRES OWNED	TOTAL ACRES	PRV (\$M)
			OWNED		LEASED		OTHER				
			COUNT	SQFT	COUNT	SQFT	COUNT	SQFT			
Governors Bridge Globecom Annex	Air Force Active	Davidsonville	2	26,540	0	0	0	0	864	864	28.2
Martin State Apt	Air Force Guard	Middle River	50	449,437	0	0	0	0	0	175	153.8
NAS Patuxent River	Navy Active	Patuxent River	513	6,783,356	0	0	63	300,403	6,398	6,398	2,934.1
National Naval Medical Center Bethesda	Navy Active	Bethesda	84	4,849,151	0	0	5	22,983	242	243	2,106.8
Naval Academy North Severn	Navy Active	Annapolis	75	682,463	0	0	43	237,262	806	806	296.0
NG Pvt Henry Costin	Army Guard	Laurel	3	56,225	0	0	0	0	23	23	15.0
NMIC Suitland	Navy Active	Suitland	8	822,021	0	0	0	0	42	42	231.0
NSA Annapolis	Navy Active	Annapolis	57	4,107,090	0	0	47	233,704	286	286	1,445.9
NSA Annapolis Chesapeake Bay Detach	Navy Active	Solomons	49	177,103	0	0	0	0	168	168	97.3
NSA Annapolis Gambrills	Navy Active	Annapolis	56	106,614	0	0	0	0	856	856	34.2
NSA South Potomac Stump Neck Area	Navy Active	Indian Head	88	398,444	0	0	0	0	1,087	1,087	145.2
NSWC Carderock	Navy Active	Bethesda	80	1,906,532	0	0	0	0	186	186	823.0
NSWC Indian Head	Navy Active	Indian Head	919	2,620,698	0	0	45	84,202	1,959	1,959	1,194.5
Solomons Island	Navy Active	Solomons	103	278,815	0	0	1	5,340	295	295	73.7
Summerfield FH Site 1	Air Force Active	Landover	0	0	194	1,942,174	0	0	0	234	358.2
Upper Yard Annapolis	Navy Active	Annapolis	45	560,582	0	0	57	417,258	69	69	356.9
USA Adelphi Laboratory Ctr	Army Active	Hyattsville	39	1,134,913	0	0	1	80	70	70	390.7
Walter Reed AMC Forest Glen	Army Active	Silver Spring	42	1,051,736	0	0	0	0	132	132	336.7
Walter Reed AMC Glen Haven	Army Active	Silver Spring	1	6,996	0	0	23	442,086	21	21	64.8
Webster Field	Navy Active	Saint Inigoes	71	593,167	0	0	1	190	968	968	316.5
* OTHER SITE(S) : 79			109	647,606	136	816,221	4	105,261	442	1,097	532.8
Maryland Total:			4,751	56,518,065	340	2,799,307	2,019	9,248,125	102,157	103,234	23,579.4
<u>Massachusetts</u>											
4th MAW Chicopee Housing	Marine Corps Reserve	Chicopee	0	0	0	0	59	275,022	50	50	55.8
Barnes MAP (ANG)	Air Force Guard	Westfield	53	426,173	0	0	0	0	3	373	213.3
Cape Cod AS	Air Force Active	Bourne	16	109,722	0	0	0	0	0	101	53.1
Cpl G M Craig USARC/AMSA	Army Reserve	Brockton	3	70,109	0	0	0	0	14	14	20.0
CSO NAS South Weymouth	Navy Active	Weymouth	27	301,176	0	0	0	0	955	955	336.4
CSO NAS South Weymouth Squantum Housing	Navy Active	Weymouth	38	107,962	0	0	0	0	28	28	22.0

* US Locations that do not meet criteria of at least ten (10) Acres AND at least \$10M PRV. US Territories and Non-US Locations that do not meet criteria of at least ten (10) Acres OR at least \$10M PRV.

DEPARTMENT OF DEFENSE
Base Structure Report - As of 30 Sept 2014

SITE	COMPONENT	NAME NEAREST CITY	BUILDINGS						ACRES OWNED	TOTAL ACRES	PRV (\$M)
			OWNED		LEASED		OTHER				
			COUNT	SQFT	COUNT	SQFT	COUNT	SQFT			
Hanscom AFB	Air Force Active	Bedford	136	3,794,326	0	0	2	211,176	527	846	1,782.4
MTA Camp Edwards	Army Guard	Bourne	143	865,394	0	0	0	0	0	14,712	380.9
NAVPRO Pittsfield	Navy Active	Pittsfield	7	827,949	0	0	0	0	30	30	211.4
NG Rehoboth-TS Nike	Army Guard	Rehoboth	8	38,564	0	0	0	0	17	17	13.2
NG Westfield/Barnes	Army Guard	Westfield	4	67,557	0	0	0	0	0	36	27.9
NWIRP Bedford	Navy Active	Bedford	9	276,796	0	0	0	0	46	79	107.7
Otis ANGB	Air Force Guard	Mashpee	109	958,035	0	0	0	0	1,353	4,026	711.2
SSC Hudson Housing	Army Active	Natick	15	50,489	0	0	0	0	134	134	10.7
US Army Soldier Systems Center Natick	Army Active	Natick	80	940,065	0	0	0	0	78	78	348.2
Westover ARB	Air Force Reserve	Chicopee	123	1,653,489	0	0	0	0	2,123	2,193	971.9
* OTHER SITE(S) : 37			277	3,039,238	7	75,054	13	153,910	211	413	1,060.6
Massachusetts Total:			1,048	13,527,044	7	75,054	74	640,108	5,569	24,086	6,326.5
Michigan											
Alpena County Regional Airport	Air Force Guard	Alpena	93	483,658	0	0	0	0	0	657	213.1
Batt West Property Site 2	Air Force Guard	Battle Creek	7	64,724	0	0	0	0	0	159	15.3
CTC Fort Custer Trng Center	Army Guard	Augusta	131	704,502	0	0	0	0	7,570	7,570	267.5
Detroit Arsenal	Army Active	Warren	86	2,055,894	0	0	2	1,054	170	178	1,436.1
NG Grayling Airfield	Army Guard	Grayling	25	116,683	0	0	0	0	875	875	105.5
NOSC Battle Creek	Marine Corps Reserve	Battle Creek	6	60,856	0	0	0	0	41	173	18.9
Selfridge ANGB	Air Force Guard	Mount Clemens	251	2,401,980	0	0	0	0	3,079	3,593	1,163.7
W K Kellogg Airport	Air Force Guard	Battle Creek	28	340,304	0	0	0	0	0	140	132.3
W.K. KELLOGG SOUTH RAMP	Air Force Guard	Battle Creek	0	0	0	0	0	0	0	16	18.0
* OTHER SITE(S) : 32			58	725,395	13	426,924	0	0	145	187	342.7
Michigan Total:			685	6,953,995	13	426,924	2	1,054	11,880	13,548	3,713.2
Minnesota											
Duluth IAP	Air Force Guard	Duluth	34	370,050	0	0	0	0	1	318	170.7
Minneapolis-St Paul	Air Force Reserve	Minneapolis	88	1,123,629	0	0	0	0	215	246	441.2
NG Arden Hills Army TS	Army Guard	St. Paul	48	251,749	0	0	0	0	1,496	1,496	96.1
NOSC Minneapolis	Navy Reserve	Minneapolis	1	97,226	1	1,100	0	0	12	12	29.5

* US Locations that do not meet criteria of at least ten (10) Acres AND at least \$10M PRV. US Territories and Non-US Locations that do not meet criteria of at least ten (10) Acres OR at least \$10M PRV.

DEPARTMENT OF DEFENSE
Base Structure Report - As of 30 Sept 2014

SITE	COMPONENT	NAME NEAREST CITY	BUILDINGS						ACRES OWNED	TOTAL ACRES	PRV (\$M)
			OWNED		LEASED		OTHER				
			COUNT	SQFT	COUNT	SQFT	COUNT	SQFT			
NOSC Saint Paul	Navy Reserve	Minneapolis	4	69,174	0	0	0	0	10	10	19.5
Twin Cities AAP	Army Active	St. Paul	110	2,839,712	0	0	0	0	677	677	977.8
* OTHER SITE(S) : 26			46	752,699	6	57,171	0	0	39	40	207.2
Minnesota Total:			331	5,504,239	7	58,271	0	0	2,450	2,799	1,942.0
Mississippi											
Camp Keller (De Soto)	Navy Active	Biloxi	7	19,125	0	0	0	0	0	2,483	20.1
Camp Shelby Assault Runway	Air Force Guard	Camp Shelby	2	9,713	0	0	0	0	0	182	17.3
CBC Gulfport	Navy Active	Gulfport	180	4,542,512	0	0	256	837,544	1,094	1,098	1,123.6
CBC Gulfport Lakeside Housing	Navy Active	Pascagoula	8	193,960	0	0	0	0	33	33	38.7
Columbus AFB	Air Force Active	Columbus	173	1,658,440	0	0	0	0	4,411	4,919	771.0
Columbus Auxiliary Airfield	Air Force Active	Shuqualak	5	8,480	0	0	0	0	895	1,061	32.5
CTA Camp McCain	Army Guard	Grenada	98	403,086	0	0	0	0	12,972	12,972	147.9
Gulfport-Biloxi Regional Airport (ANG)	Air Force Guard	Gulfport	53	504,168	0	0	0	0	11	256	119.8
Jackson IAP, Thompson Field	Air Force Guard	Flowood	30	535,763	0	0	0	0	0	140	154.0
Keesler AFB	Air Force Active	Biloxi	228	6,919,640	0	0	2	4,870	1,597	1,670	1,835.8
Key Field	Air Force Guard	Meridian	38	404,465	0	0	0	0	0	128	198.4
MTA Camp Shelby	Army Guard	Hattiesburg	6	5,884	0	0	1,074	3,992,327	7,500	133,682	1,139.1
NAS Meridian	Navy Active	Meridian	148	1,640,755	0	0	178	341,198	8,061	8,065	731.7
OLF Bravo	Navy Active	Preston	7	13,363	0	0	0	0	1,255	1,463	49.6
* OTHER SITE(S) : 106			112	1,015,491	68	153,950	91	1,193,006	4,157	6,535	583.5
Mississippi Total:			1,095	17,874,844	68	153,950	1,601	6,368,945	41,985	174,687	6,962.9
Missouri											
Fort Leonard Wood	Army Active	Fort Leonard Wood	1,411	12,286,648	0	0	851	2,704,017	14	9,686	4,623.2
Fort Leonard Wood Range	Air Force Guard	Laquey	2	6,449	0	0	1	7,500	0	305	14.2
Jefferson Barracks ANG	Air Force Guard	Jefferson Barracks	4	941	31	380,837	0	0	0	135	111.0
Lake City AAP	Army Active	Independence	355	2,953,470	0	0	8	2,299	3,950	3,950	1,067.7
Lake Of The Ozarks Recreation	Army Active	Linn Creek	18	17,439	0	0	0	0	0	359	28.1
Lambert-St Louis	Air Force Guard	St. Louis	17	100,861	0	0	0	0	25	48	33.1
MCSPTACT Kansas City E Bales	Marine Corps Reserve	Belton	9	89,069	0	0	0	0	24	24	25.9
MCSPTACT Kansas City PPV Housing	Marine Corps Reserve	Belton	0	0	0	0	239	676,340	41	89	129.0

* US Locations that do not meet criteria of at least ten (10) Acres AND at least \$10M PRV. US Territories and Non-US Locations that do not meet criteria of at least ten (10) Acres OR at least \$10M PRV.

DEPARTMENT OF DEFENSE
Base Structure Report - As of 30 Sept 2014

SITE	COMPONENT	NAME NEAREST CITY	BUILDINGS						ACRES OWNED	TOTAL ACRES	PRV (\$M)
			OWNED		LEASED		OTHER				
			COUNT	SQFT	COUNT	SQFT	COUNT	SQFT			
MTA Camp Crowder Neosho	Army Guard	Neosho	55	180,389	0	0	0	0	4,362	4,362	84.4
NG MTA Camp Clark Nevada	Army Guard	Nevada	94	157,382	0	0	16	20,330	0	1,282	85.7
NG Springfield AVCRAD	Army Guard	Springfield	0	0	0	0	6	138,760	0	107	52.3
NG TS Clark Natl Forest Wappapello	Army Guard	Wappapello	11	16,402	0	0	0	0	2,200	2,200	10.7
NGA Arnold Site	Air Force Active	Arnold	3	244,080	0	0	0	0	34	36	57.2
NOSC Kansas City	Navy Reserve	Kansas City	0	0	2	51,948	0	0	0	10	13.6
Rosecrans MAP (139AG)	Air Force Guard	St. Joseph	39	330,346	0	0	0	0	54	484	124.7
St Louis AFS	Air Force Active	St. Louis	15	740,037	0	0	0	0	25	25	147.6
Whiteman AFB	Air Force Active	Whiteman AFB	343	3,932,364	0	0	0	0	4,948	6,496	2,389.2
* OTHER SITE(S) : 43			111	1,107,475	15	478,455	2	481,496	58	58	744.2
Missouri Total:			2,487	22,163,352	48	911,240	1,123	4,030,742	15,736	29,656	9,741.8
Montana											
Great Falls IAP	Air Force Guard	Great Falls	37	406,538	0	0	0	0	0	139	144.5
Malmstrom AFB	Air Force Active	Malmstrom AFB	221	2,962,226	0	0	0	0	3,189	3,628	1,429.5
MTA Fort Wm Henry Harrison	Army Guard	Helena	114	753,880	0	0	1	1,080	4,371	6,387	219.2
NG Fort Missoula - FMS 02	Army Guard	Missoula	11	71,013	0	0	0	0	14	14	15.0
NG Helena Aviation RC- AASF	Army Guard	Helena	12	222,287	0	0	0	0	0	60	62.3
NG MTA Limestone Hills	Army Guard	Townsend	5	8,128	0	0	3	2,024	0	19,997	50.0
* OTHER SITE(S) : 244			285	453,369	3	18,495	1	16,180	5,394	29,972	1,774.2
Montana Total:			685	4,877,441	3	18,495	5	19,284	12,968	60,197	3,694.6
Nebraska											
Camp Ashland	Army Guard	Ashland	52	209,709	0	0	0	0	980	980	66.9
Cornhusker AAP	Army Active	Grand Island	15	16,282	1	3,100	0	0	297	297	72.6
Lincoln MAP	Air Force Guard	Overbrook	23	349,206	0	0	0	0	97	114	117.3
NG Greenlief TS/UTES	Army Guard	Hastings	124	328,685	0	0	0	0	3,239	3,239	135.2
NG Lincoln AASF/Readiness Center	Army Guard	Lincoln	10	331,073	0	0	0	0	65	65	83.3
NG Mead TS/FMS 06/UTES	Army Guard	Mead	29	187,838	0	0	0	0	1,212	1,212	63.4
Offutt AFB	Air Force Active	Offutt AFB	206	5,871,945	0	0	0	0	1,908	1,923	1,861.9
Offutt Communications Annex 2 Globecom	Air Force Active	Elkhorn	10	136,621	0	0	0	0	372	372	44.8
Offutt FH Annex	Air Force Active	Offutt AFB	24	384,929	0	0	0	0	790	793	198.9

* US Locations that do not meet criteria of at least ten (10) Acres AND at least \$10M PRV. US Territories and Non-US Locations that do not meet criteria of at least ten (10) Acres OR at least \$10M PRV.

DEPARTMENT OF DEFENSE
Base Structure Report - As of 30 Sept 2014

SITE	COMPONENT	NAME NEAREST CITY	BUILDINGS						ACRES OWNED	TOTAL ACRES	PRV (\$M)
			OWNED		LEASED		OTHER				
			COUNT	SQFT	COUNT	SQFT	COUNT	SQFT			
* OTHER SITE(S) : 108			115	319,510	7	117,325	2	3,846	785	11,200	687.5
Nebraska Total:			608	8,135,798	8	120,425	2	3,846	9,745	20,195	3,331.9
<u>Nevada</u>											
Creech AFB	Air Force Active	Indian Springs	131	908,569	0	0	0	0	235	2,300	619.0
Hawthorne Army Depot	Army Active	Hawthorne	2,498	9,687,624	0	0	0	0	7,429	147,236	3,568.1
NAS Fallon	Navy Active	Fallon	309	2,143,558	1	100	162	272,279	4,429	12,894	1,145.9
NAS Fallon EW Range Fac	Navy Active	Fallon	9	40,950	0	0	0	0	0	1,831	61.5
NAS Fallon Target B-16	Navy Active	Fallon	1	480	0	0	0	0	0	27,300	26.2
NAS Fallon Target B-17	Navy Active	Fallon	3	4,544	0	0	0	0	0	52,940	33.4
NAS Fallon Target B-19	Navy Active	Fallon	6	4,080	0	0	0	0	0	29,276	30.6
NAS Fallon Target B-20	Navy Active	Fallon	3	554	0	0	0	0	19,429	41,180	27.0
Nellis AFB	Air Force Active	Las Vegas	626	6,360,381	0	0	1	111,253	5,214	14,160	3,648.3
Nellis Air Force Range	Air Force Active	Indian Springs	57	125,677	0	0	0	0	433	3,092,317	437.7
Nellis Annex	Air Force Active	North Las Vegas	2	19,347	0	0	0	0	104	107	17.8
Reno Tahoe IAP	Air Force Guard	Reno	31	388,341	0	0	0	0	0	60	153.5
Tonopah AFS	Air Force Active	Tonopah	17	38,431	0	0	0	0	4	47	14.6
Tonopah Auxiliary Airfield Annex	Air Force Active	Tonopah	148	1,651,480	0	0	0	0	0	2,157	994.5
Tonopah Auxiliary Airfield Annex 2	Air Force Active	Tonopah	93	782,042	0	0	0	0	0	109	190.0
* OTHER SITE(S) : 42			47	344,298	5	67,381	2	11,244	11,087	91,501	133.2
Nevada Total:			3,981	22,500,356	6	67,481	165	394,776	48,364	3,515,416	11,101.4
<u>New Hampshire</u>											
New Boston AS	Air Force Active	New Boston	25	96,075	0	0	1	5,269	2,826	2,873	75.5
Newington Defense Fuel Support Point	Air Force Active	Newington	3	3,680	0	0	0	0	10	15	45.3
Pease ANGB	Air Force Guard	Portsmouth	46	496,835	0	0	2	834	219	219	230.6
* OTHER SITE(S) : 6			16	278,838	0	0	0	0	11	11	77.5
New Hampshire Total:			90	875,428	0	0	3	6,103	3,066	3,118	428.9
<u>New Jersey</u>											
Air Mobility Warfare Center	Air Force Active	Fort Dix	12	267,159	0	0	0	0	27	27	81.1
Atlantic City IAP	Air Force Guard	Egg Harbor Township	40	423,123	0	0	3	19,680	296	296	175.6
Fort Dix	Air Force Active	Fort Dix	718	5,847,185	0	0	1	5,426	30,720	30,720	3,459.5

* US Locations that do not meet criteria of at least ten (10) Acres AND at least \$10M PRV. US Territories and Non-US Locations that do not meet criteria of at least ten (10) Acres OR at least \$10M PRV.

DEPARTMENT OF DEFENSE
Base Structure Report - As of 30 Sept 2014

SITE	COMPONENT	NAME NEAREST CITY	BUILDINGS						ACRES OWNED	TOTAL ACRES	PRV (\$M)
			OWNED		LEASED		OTHER				
			COUNT	SQFT	COUNT	SQFT	COUNT	SQFT			
Fort Monmouth Main Post	Army Active	Red Bank	316	2,714,551	0	0	1	5,100	1,126	1,126	862.5
McGuire AFB	Air Force Active	McGuire AFB	263	5,110,340	0	0	0	0	3,563	3,620	2,561.8
NAWCADLKE Non-NIF Lakehurst	Air Force Active	Lakehurst	204	2,988,263	0	0	1	4,733	7,405	7,405	1,615.6
NWS Earle	Navy Active	Colts Neck	349	1,604,366	0	0	87	355,759	11,146	11,146	925.2
Picatinny Arsenal	Army Active	Dover	583	3,378,923	0	0	54	220,817	6,493	6,493	1,521.2
Warren Grove Range	Air Force Guard	Warren Grove	5	570	0	0	0	0	9,416	9,416	12.7
Waterfront Earle	Navy Active	Colts Neck	36	301,190	0	0	1	4,000	705	705	533.3
* OTHER SITE(S) : 19			65	746,840	1	40,653	3	8,910	247	257	918.4
New Jersey Total:			2,591	23,382,510	1	40,653	151	624,425	71,144	71,211	12,666.8
<u>New Mexico</u>											
Boles Wells Annex	Air Force Active	Holloman AFB	3	6,431	0	0	0	0	2,694	6,984	33.4
Bonito Lake System Annex	Air Force Active	Holloman AFB	5	1,529	0	0	0	0	0	159	26.7
Cannon AFB	Air Force Active	Cannon AFB	242	3,181,976	0	0	0	0	3,460	4,213	1,524.6
Cannon AFB Site 2	Air Force Active	Cannon AFB	4	29,471	0	0	0	0	309	309	41.7
Fort Bliss AAA Ranges	Army Active	Orogrande	591	1,474,589	0	0	14	7,256	977,394	995,404	1,191.5
Fort Wingate Depot Activity	Army Active	Fort Wingate	828	1,922,434	0	0	0	0	307	16,691	610.7
Holloman AFB	Air Force Active	Holloman AFB	475	5,510,540	0	0	20	579,390	10,601	53,603	2,928.2
Kirtland AFB	Air Force Active	Kirtland AFB	749	7,636,724	0	0	0	0	25,473	43,842	3,376.7
Melrose Air Force Range	Air Force Active	Floyd	13	17,729	0	0	0	0	58,524	79,973	65.1
White Sands	Navy Active	White Sands Msl Rge	43	222,993	0	0	0	0	85	85	69.4
White Sands Missile Range	Army Active	Las Cruces	1,093	4,547,254	0	0	483	933,042	2,293,431	2,293,431	2,862.6
* OTHER SITE(S) : 39			73	343,418	2	22,042	0	0	18,208	34,636	143.3
New Mexico Total:			4,119	24,895,088	2	22,042	517	1,519,688	3,390,485	3,529,328	12,873.9
<u>New York</u>											
4th MARDIV Brooklyn	Marine Corps Reserve	New York City	5	106,287	0	0	0	0	72	72	43.5
Air Force Plant 59	Air Force Active	Johnson City	4	637,238	0	0	0	0	29	32	183.1
Fort Drum	Army Active	Evans Mills	1,235	11,747,874	1	10,672	1,449	6,916,674	84,027	84,027	5,153.6
Fort Hamilton	Army Active	New York City	51	826,489	0	0	29	483,261	178	178	459.7
Francis S. Gabreski Airport	Air Force Guard	Westhampton Beach	33	361,639	0	0	0	0	0	89	167.3
Hancock Field	Air Force Guard	Syracuse	48	598,238	0	0	0	0	342	342	300.6
Housing Ballston	Navy Active	Saratoga Springs	0	0	0	0	60	156,565	31	31	28.2

* US Locations that do not meet criteria of at least ten (10) Acres AND at least \$10M PRV. US Territories and Non-US Locations that do not meet criteria of at least ten (10) Acres OR at least \$10M PRV.

DEPARTMENT OF DEFENSE
Base Structure Report - As of 30 Sept 2014

SITE	COMPONENT	NAME NEAREST CITY	BUILDINGS						ACRES OWNED	TOTAL ACRES	PRV (\$M)
			OWNED		LEASED		OTHER				
			COUNT	SQFT	COUNT	SQFT	COUNT	SQFT			
MCRC Syracuse	Marine Corps Reserve	Syracuse	9	44,688	0	0	0	0	264	264	50.0
Naval Support Unit Saratoga Springs	Navy Active	Saratoga Springs	9	57,689	0	0	23	147,341	39	61	48.4
NAVSUBASE New London Mitchel Field	Navy Active	Hempstead	4	70,229	0	0	93	365,213	45	45	89.2
NAVSUBASE New London Mitchel Manor 1	Navy Active	Hempstead	0	0	0	0	15	221,845	30	30	43.5
NAVSUBASE New London Mitchel Manor 2	Navy Active	East Meadow	0	0	0	0	9	143,094	37	37	45.1
Neads Unit, Rome	Air Force Guard	Griffiss AFB	6	63,185	0	0	0	0	43	43	26.2
Newport Test Annex 2 Transmitter	Air Force Active	Newport	5	14,327	0	0	0	0	35	41	12.1
NG Farmingdale TS OMS 18	Army Guard	Farmingdale	3	216,024	0	0	0	0	13	13	52.5
NG Rochester CSMS C	Army Guard	Rochester	3	74,713	0	0	0	0	10	10	22.4
NG Youngstown TS	Army Guard	Ransomville	50	75,646	0	0	0	0	860	860	27.7
Niagara Falls	Air Force Reserve	Niagara Falls	88	1,052,740	0	0	0	0	545	982	462.8
NOSC Rochester	Navy Reserve	Rochester	2	53,138	1	1,095	0	0	10	10	16.6
NUWC Fishers Island	Navy Active	Fishers Island	8	17,754	0	0	0	0	72	72	13.9
Plattsburg AFB	Air Force Active	Plattsburgh	443	2,588,688	0	0	0	0	3,694	3,694	1,031.2
Rome Laboratory	Air Force Active	Rome	11	1,404,186	0	0	0	0	102	106	471.3
Schenectady MAP (ANG)	Air Force Guard	Scotia	37	426,303	0	0	0	0	0	129	159.6
Seneca Army Depot Activity	Army Active	Romulus	0	0	0	0	0	0	1,381	1,381	0.1
Stewart Annex	Army Active	Holtsville	4	68,493	0	0	0	0	10	10	31.7
Stewart IAP	Air Force Guard	Newburgh	44	812,591	0	0	1	33	0	308	398.3
Verona Defense Fuel Support Point	Air Force Active	Verona	8	6,878	0	0	0	0	35	35	35.5
Verona Test Annex	Air Force Active	Vernon	19	62,139	0	0	0	0	494	495	31.3
Watervliet Arsenal	Army Active	Troy	72	2,167,465	0	0	0	0	143	143	577.1
West Point Mil Reservation	Army Active	West Point	501	7,440,739	1	19,054	511	2,401,929	16,068	16,068	3,915.6
* OTHER SITE(S) : 61			177	2,485,186	13	156,794	219	349,647	868	899	926.0
New York Total:			2,879	33,480,567	16	187,615	2,409	11,185,602	109,478	110,507	14,824.4
<u>North Carolina</u>											
ALF Bogue	Marine Corps Active	Bogue	19	44,891	0	0	0	0	837	887	34.6
Camp Mackall	Army Active	Hoffman	62	284,865	0	0	0	0	7,917	63,197	149.6

* US Locations that do not meet criteria of at least ten (10) Acres AND at least \$10M PRV. US Territories and Non-US Locations that do not meet criteria of at least ten (10) Acres OR at least \$10M PRV.

DEPARTMENT OF DEFENSE
Base Structure Report - As of 30 Sept 2014

SITE	COMPONENT	NAME NEAREST CITY	BUILDINGS						ACRES OWNED	TOTAL ACRES	PRV (\$M)
			OWNED		LEASED		OTHER				
			COUNT	SQFT	COUNT	SQFT	COUNT	SQFT			
Charlotte/Douglas IAP	Air Force Guard	Charlotte	32	380,684	0	0	0	0	0	103	107.9
Dare County Range	Air Force Active	Stumpy Point	13	10,620	0	0	0	0	46,595	46,604	17.4
Fort Bragg	Army Active	Fort Bragg	2,235	30,589,505	0	0	3,398	13,301,433	153,079	153,081	12,108.9
Fort Fisher Recreation Site	Air Force Active	Kure Beach	54	127,936	0	0	0	0	40	40	30.3
Greater Sandy Run Area Site	Marine Corps Active	Camp Lejeune	32	59,941	0	0	1	282	40,126	40,940	204.6
Harvey Point NC	Navy Active	Hertford	21	40,593	0	0	0	0	1,675	1,791	44.7
Housing/Heritage Village	Army Active	Raeford	0	0	0	0	0	0	0	70	0.0
MCAS Cherry Point	Marine Corps Active	Cherry Point	498	7,925,348	0	0	1,054	2,722,235	13,045	15,194	3,491.6
MCB Camp Lejeune	Marine Corps Active	Camp Lejeune	1,383	17,255,486	49	73,047	1,713	4,179,495	82,984	88,990	6,713.7
MCB Camp Lejeune Midway Park	Marine Corps Active	Camp Lejeune	22	101,604	0	0	343	1,350,816	0	310	266.3
MCB Camp Lejeune Oak Grove	Marine Corps Active	Pollocksville	2	4,825	0	0	0	0	976	976	131.9
MCB Camp Lejeune West Site	Marine Corps Active	Camp Lejeune	682	5,940,223	13	31,290	367	601,164	2,773	2,785	2,158.4
Military Ocean Tml Sunny Point	Army Active	Southport	101	261,674	0	0	0	0	16,318	16,318	693.2
NOSC Greensboro NC	Navy Reserve	Greensboro	5	70,122	0	0	0	0	10	10	16.8
OLF Atlantic	Marine Corps Active	Bogue	8	19,105	0	0	0	0	1,479	1,483	60.6
Point Of Marsh Target	Marine Corps Active	Atlantic	8	21,066	0	0	0	0	12,460	12,460	17.3
Seymour Johnson AFB	Air Force Active	Seymour Johnson AFB	326	3,106,742	0	0	0	0	3,232	4,118	1,154.7
Stanly County Airport	Air Force Guard	New London	36	139,319	0	0	0	0	0	114	125.4
* OTHER SITE(S) : 66			344	2,932,350	7	18,988	754	3,987,362	267	19,779	1,442.4
North Carolina Total:			5,883	69,316,899	69	123,325	7,630	26,142,787	383,814	469,251	28,970.3
North Dakota											
Cavalier AS	Air Force Active	Mountain	32	410,951	0	0	1	384	278	295	157.2
Defense Fuel Support Point	Air Force Active	Grand Forks	4	7,129	0	0	0	0	11	28	69.1
Grand Forks AFB	Air Force Active	Grand Forks AFB	169	2,720,144	0	0	433	1,907,117	4,830	5,420	1,547.4
Hector IAP	Air Force Guard	Fargo	0	0	37	464,399	0	0	0	256	175.4
Mickelsen Stanley R SFG MSR	Army Reserve	Nekoma	0	0	0	0	0	0	631	631	0.0
Mickelsen Stanley R SFG RSL 1	Army Reserve	Hampden	0	0	0	0	0	0	315	315	0.0
Mickelsen Stanley R SFG RSL 3	Army Reserve	Nekoma	0	0	0	0	0	0	333	333	0.0

* US Locations that do not meet criteria of at least ten (10) Acres AND at least \$10M PRV. US Territories and Non-US Locations that do not meet criteria of at least ten (10) Acres OR at least \$10M PRV.

DEPARTMENT OF DEFENSE
Base Structure Report - As of 30 Sept 2014

SITE	COMPONENT	NAME NEAREST CITY	BUILDINGS						ACRES OWNED	TOTAL ACRES	PRV (\$M)
			OWNED		LEASED		OTHER				
			COUNT	SQFT	COUNT	SQFT	COUNT	SQFT			
Mickelsen Stanley R SFG RSL 4	Army Reserve	Fairdale	0	0	0	0	0	0	318	318	0.0
Minot AFB	Air Force Active	Minot AFB	282	3,824,825	0	0	0	0	4,965	5,616	1,709.5
NG Grand Forks Armory	Army Guard	Grand Forks	1	90,659	0	0	0	0	0	11	21.5
NG Minot MD	Army Guard	Minot	1	121,697	0	0	0	0	0	22	33.4
* OTHER SITE(S) : 179			382	302,766	5	30,262	0	0	3,599	21,409	1,203.1
North Dakota Total:			871	7,478,171	42	494,661	434	1,907,501	15,280	34,654	4,916.5
<u>Northern Mariana Islands</u>											
9th RRC - Saipan	Army Reserve	Unknown	5	15,706	0	0	2	280	0	0	18.3
AMERICAN MEMORIAL PARK	Navy Active	Saipan, Mariana Isl	0	0	0	0	0	0	0	133	0.0
Farrallon De Medinilla	Navy Active	Saipan, Mariana Isl	0	0	0	0	0	0	0	206	0.0
NAVBASE Guam Tinian	Navy Active	Tinian, Mariana Isl	0	0	0	0	0	0	0	15,347	0.2
Northern Mariana Islands Total:			5	15,706	0	0	2	280	0	15,686	18.5
<u>Ohio</u>											
Blue Ash ANG5	Air Force Guard	Blue Ash	15	51,903	0	0	0	0	0	12	14.9
Bratenahl	Navy Active	Cleveland	11	77,147	0	0	0	0	27	31	23.9
Camp Perry (ANG)	Air Force Guard	Port Clinton	14	79,957	1	12,545	0	0	0	59	37.2
Defense Supply Center Columbus	Army Active	Columbus	67	3,852,639	0	0	0	0	489	489	853.6
Mansfield Lahm MAP	Air Force Guard	Mansfield	28	292,218	0	0	0	0	0	290	147.3
Mansfield MD	Army Guard	Mansfield	4	84,920	0	0	0	0	24	24	21.6
NG Camp Sherman TS	Army Guard	Chillicothe	11	61,439	0	0	0	0	463	463	19.4
NG Defense Supply Center Columbus ARNG Support Center	Army Guard	Columbus	4	218,217	0	0	0	0	40	40	52.1
NG McConnelville TS	Army Guard	McConnelville	13	187,448	0	0	0	0	444	444	41.0
NG Rickenbacker (MTA)	Army Guard	Columbus	29	334,669	0	0	0	0	124	124	100.8
NOSC Columbus	Navy Reserve	Columbus	8	136,503	0	0	0	0	24	42	33.7
NOSC Toledo	Navy Reserve	Toledo	3	53,341	0	0	0	0	14	14	16.2
Ravenna AAP	Army Active	Ravenna	0	0	0	0	0	0	1,280	1,280	0.0
Ravenna Training and Log Site	Army Guard	Newton Falls	917	3,138,124	0	0	0	0	21,420	21,420	870.6
Rickenbacker IAP (ANG)	Air Force Guard	Columbus	23	479,591	0	0	0	0	1,019	1,025	269.3
Springfield Beckley MAP	Air Force Guard	Springfield	38	399,691	0	0	0	0	0	180	128.7
Toledo/Exp Airport	Air Force Guard	Swanton	45	374,645	0	0	0	0	0	135	125.5
US Army Joint Sys Mfg Ctr Lima	Army Active	Lima	44	1,624,117	0	0	0	0	369	369	355.4
Wright-Patt Site 2	Air Force Active	Wright-Patterson AFB	203	8,900,446	0	0	0	0	2,366	2,366	3,541.8

* US Locations that do not meet criteria of at least ten (10) Acres AND at least \$10M PRV. US Territories and Non-US Locations that do not meet criteria of at least ten (10) Acres OR at least \$10M PRV.

DEPARTMENT OF DEFENSE
Base Structure Report - As of 30 Sept 2014

SITE	COMPONENT	NAME NEAREST CITY	BUILDINGS						ACRES OWNED	TOTAL ACRES	PRV (\$M)
			OWNED		LEASED		OTHER				
			COUNT	SQFT	COUNT	SQFT	COUNT	SQFT			
Wright-Patterson AFB	Air Force Active	Wright-Patterson AFB	386	7,639,526	0	0	0	0	5,314	5,823	3,008.0
Youngstown Joint ARS	Air Force Reserve	Vienna	70	734,495	0	0	0	0	230	659	260.5
* OTHER SITE(S) : 41			90	1,542,391	10	98,787	0	0	39	447	504.0
Ohio Total:			2,023	30,263,426	11	111,332	0	0	33,686	35,735	10,425.6
Oklahoma											
Altus AFB	Air Force Active	Jackson	163	2,618,714	0	0	0	0	2,424	6,830	1,206.8
Camp Gruber	Army Guard	Braggs	171	449,477	0	0	0	0	33,027	33,027	241.2
Fort Sill	Army Active	Fort Sill	1,001	11,903,411	2	78,138	858	3,072,915	93,839	93,841	3,856.8
Kegelman Air Force Auxiliary Field	Air Force Active	Jet	7	11,093	0	0	0	0	1,066	1,284	39.0
McAlester AAP	Army Active	McAlester	2,205	9,806,326	0	0	0	0	44,962	44,968	2,541.7
NG Regional Trng Inst	Army Guard	Oklahoma City	10	179,642	0	0	0	0	33	33	39.6
Tinker Aerospace Complex	Air Force Active	Oklahoma City	1	334	12	3,949,493	1	1	0	407	1,108.5
Tinker AFB	Air Force Active	Oklahoma City	412	14,608,584	0	0	0	0	3,945	4,842	4,705.5
TINKER AFB SITE #3	Air Force Active	Oklahoma City	8	144,471	0	0	0	0	26	26	41.4
Tinker Support Annex	Air Force Active	Oklahoma City	22	154,644	0	0	0	0	89	133	51.2
Tulsa IAP	Air Force Guard	Tulsa	44	366,907	0	0	0	0	0	100	108.1
Vance AFB	Air Force Active	Enid	126	1,481,042	0	0	0	0	2,123	3,740	658.8
Will Rogers World Airport	Air Force Guard	Oklahoma City	38	366,635	0	0	1	128	0	133	148.7
* OTHER SITE(S) : 34			33	194,238	21	114,796	0	0	976	995	89.7
Oklahoma Total:			4,241	42,285,518	35	4,142,427	860	3,073,044	182,510	190,359	14,837.1
Oregon											
Klamath Falls Airport-Kingsley Field (ANG)	Air Force Guard	Kingsley Field	31	256,261	0	0	0	0	34	1,022	128.7
Naval Weapons Systems Training Facility Boardman	Navy Active	Boardman	4	8,248	0	0	0	0	19,223	62,871	27.4
NG Bend Cotef	Army Guard	Bend	1	73,694	0	0	0	0	160	160	23.2
NG Biak Training Center	Army Guard	Powell Butte	3	33,580	0	0	11	29,116	76	44,121	32.1
NG Camp Adair Corvallis	Army Guard	Corvallis	10	17,438	0	0	0	0	527	527	16.6
NOSC Portland	Navy Active	Portland	8	74,018	0	0	0	0	14	14	27.0
Portland IAP	Air Force Guard	Portland	63	721,290	0	0	0	0	0	246	296.2
Umatilla Chem Depot	Army Active	Hermiston	1,223	3,518,374	0	0	0	0	11,449	19,729	1,192.2
* OTHER SITE(S) : 19			45	314,330	2	23,669	1	9,470	6	2,565	118.0

* US Locations that do not meet criteria of at least ten (10) Acres AND at least \$10M PRV. US Territories and Non-US Locations that do not meet criteria of at least ten (10) Acres OR at least \$10M PRV.

DEPARTMENT OF DEFENSE
Base Structure Report - As of 30 Sept 2014

SITE	COMPONENT	NAME NEAREST CITY	BUILDINGS						ACRES OWNED	TOTAL ACRES	PRV (\$M)
			OWNED		LEASED		OTHER				
			COUNT	SQFT	COUNT	SQFT	COUNT	SQFT			
Oregon Total:			1,388	5,017,233	2	23,669	12	38,586	31,489	131,255	1,861.3
<u>Pennsylvania</u>											
Carlisle Barracks	Army Active	Carlisle	97	1,108,348	0	0	64	306,947	70	70	607.5
Defense Distrib Depot Susq	Army Active	New Cumberland	136	7,685,141	0	0	0	0	848	848	1,688.6
Fort Indiantown Gap	Army Guard	Annville	688	3,602,404	0	0	2	14,622	17,222	17,222	1,273.9
Fort Indiantown Gap AGS	Air Force Guard	Annville	28	150,826	0	0	1	6,881	0	62	45.2
Harrisburg IAP (ANG)	Air Force Guard	Middletown	39	322,048	1	15,077	0	0	0	42	104.1
Letterkenny Army Depot	Army Active	Chambersburg	1,330	5,554,354	16	1,023,459	1	3,740	18,660	18,668	1,778.2
NAS JRB Willow Grove	Navy Active	Willow Grove	94	983,812	0	0	0	0	790	873	460.1
NG Fort Mifflin	Army Guard	Philadelphia	10	60,685	0	0	0	0	14	14	13.1
NOSC Mc Lehigh Valley	Navy Reserve	Bethlehem	7	65,212	0	0	0	0	19	19	18.2
NOSC Pittsburgh	Navy Reserve	Pittsburgh	4	66,135	0	0	0	0	13	13	19.7
NSA Mechanicsburg	Navy Active	Mechanicsburg	107	8,620,113	2	1,400	1	38,911	818	819	1,688.7
NSA Mechanicsburg Det Philadelphia	Navy Active	Philadelphia	28	2,227,461	0	0	0	0	134	134	765.8
NSA Mechanicsburg Det Philadelphia Annex PNBC	Navy Active	Philadelphia	48	2,278,636	0	0	0	0	262	262	1,209.1
Pittsburgh IAP (ANG)	Air Force Guard	Coraopolis	37	415,822	0	0	0	0	0	179	173.2
Pittsburgh IAP (ARS)	Air Force Reserve	Coraopolis	58	546,742	0	0	0	0	12	180	194.1
Scranton AAP	Army Active	Scranton	8	386,634	0	0	0	0	15	15	148.1
Tobyhanna Army Depot	Army Active	Tobyhanna	158	4,643,456	0	0	0	0	1,296	1,296	1,115.1
Willow Grove JRB	Air Force Guard	Horsham	74	934,158	0	0	2	1,644	207	207	346.9
* OTHER SITE(S) : 98			395	3,741,417	21	378,806	0	0	900	1,092	1,252.5
Pennsylvania Total:			3,346	43,393,405	40	1,418,742	71	372,745	41,281	42,016	12,902.0
<u>Puerto Rico</u>											
AMSA 161 (G)	Army Reserve	Unknown	3	45,710	0	0	0	0	0	0	14.3
Cabeza De Perro	Navy Active	Ceiba	0	0	0	0	0	0	29	29	0.0
Cpt E.Rubio Jr./Puerto Nuevo	Army Reserve	Puerto Nuevo	8	88,729	0	0	0	0	0	0	22.9
Fort Allen	Navy Active	Juana Diaz	2	8,067	0	0	0	0	0	117	2.8
Fort Buchanan	Army Reserve	Guaynabo	302	1,733,764	0	0	7	80,017	0	0	460.4
Isabela N00207-AB	Air Force Active	Isabela	8	36,413	0	0	0	0	413	413	19.7
Low Frequency Transmitter Site Aguada	Navy Active	Aguada	3	13,027	0	0	0	0	388	388	10.0

* US Locations that do not meet criteria of at least ten (10) Acres AND at least \$10M PRV. US Territories and Non-US Locations that do not meet criteria of at least ten (10) Acres OR at least \$10M PRV.

DEPARTMENT OF DEFENSE
Base Structure Report - As of 30 Sept 2014

SITE	COMPONENT	NAME NEAREST CITY	BUILDINGS						ACRES OWNED	TOTAL ACRES	PRV (\$M)
			OWNED		LEASED		OTHER				
			COUNT	SQFT	COUNT	SQFT	COUNT	SQFT			
LTC H.G. Pesquera/Fort Allen	Army Reserve	Fort Buchanan	6	109,916	0	0	0	0	0	0	30.9
Luis Munoz Marin IAP	Air Force Guard	Carolina	40	352,149	0	0	0	0	0	95	160.3
Mount Pirata	Navy Active	Vieques	1	330	0	0	0	0	59	59	1.9
MTA Camp Santiago Rq	Army Guard	Salinas	315	852,701	0	0	1	800	11,930	11,930	319.8
Naval Activity Puerto Rico	Navy Active	Roosevelt	1,246	4,939,765	0	0	1	52,255	8,193	8,239	1,970.8
NG Fort Allen	Army Guard	Juana Diaz	111	444,173	0	0	0	0	776	776	139.8
NSGA Sabana Seca	Navy Active	Sabana Seca	169	456,796	0	0	0	0	2,778	2,927	221.0
Pico Del Este - AFWTF	Navy Active	Naguabo	9	20,063	0	0	0	0	0	51	14.9
Pineros Island	Navy Active	Ceiba	0	0	0	0	0	0	325	325	0.0
Punta Borinquen Radar Site	Air Force Guard	Aguadilla	10	53,031	0	0	0	0	6	6	19.1
Punta Salinas Radar Site	Air Force Guard	Toa Baja	17	47,963	0	0	0	0	30	30	19.2
Ramey AF Solar Observatory Research Site	Air Force Active	Aguadilla	7	6,236	0	0	0	0	74	81	2.5
Ramey USARC/Aquadilla	Army Reserve	Aguadilla	7	170,196	0	0	0	0	5	5	15.6
Roosevelt Rds Nav Sta USARC	Army Reserve	Roosevelt Ros Naval Station	6	100,052	0	0	0	0	0	0	24.4
Salinas N00207-JA	Air Force Active	Salinas	2	6,567	0	0	0	0	249	249	4.8
Vieques West	Navy Active	Vieques	0	0	0	0	0	0	62	62	0.0
Vieques West	Navy Active	Vieques	2	8,031	0	0	0	0	373	386	3.6
* OTHER SITE(S) : 13			33	134,001	6	54,001	0	0	0	0	52.8
Puerto Rico Total:			2,307	9,627,680	6	54,001	9	133,072	25,693	26,172	3,531.5
Rhode Island											
CSO Davisville CBC	Navy Active	Davisville	2	13,117	0	0	0	0	163	163	1.6
Fort Adams	Navy Active	Newport	20	97,544	0	0	0	0	24	24	27.9
Gould Island	Navy Active	Jamestown	1	28,155	0	0	0	0	13	13	35.8
NG Camp Fogarty TS	Army Guard	East Greenwich	37	289,093	0	0	0	0	374	374	108.2
NG N Smithfield	Army Guard	Slatersville	8	32,209	0	0	0	0	24	24	11.0
North Smithfield ANGS	Air Force Guard	Slatersville	8	62,919	0	0	0	0	24	34	21.1
NS Newport	Navy Active	Newport	280	5,740,968	0	0	2	177	1,327	1,329	2,761.1
NS Newport Melville	Navy Active	Portsmouth	35	84,144	0	0	0	0	18	18	114.0
Quonset State Airport	Air Force Guard	North Kingstown	31	429,237	0	0	1	1,762	0	106	180.5
* OTHER SITE(S) : 16			568	2,465,705	3	4,716	1	100	24	64	625.1
Rhode Island Total:			990	9,243,091	3	4,716	4	2,039	1,991	2,149	3,886.3

* US Locations that do not meet criteria of at least ten (10) Acres AND at least \$10M PRV. US Territories and Non-US Locations that do not meet criteria of at least ten (10) Acres OR at least \$10M PRV.

DEPARTMENT OF DEFENSE
Base Structure Report - As of 30 Sept 2014

SITE	COMPONENT	NAME NEAREST CITY	BUILDINGS						ACRES OWNED	TOTAL ACRES	PRV (\$M)
			OWNED		LEASED		OTHER				
			COUNT	SQFT	COUNT	SQFT	COUNT	SQFT			
South Carolina											
Charleston AFB	Air Force Active	Charleston	237	3,366,281	0	0	0	0	3,118	3,877	1,247.9
Charleston Defense Fuel Support Point	Air Force Active	Charleston	7	5,223	0	0	0	0	44	56	114.3
Fort Jackson	Army Active	Columbia	972	9,928,509	1	11,224	237	673,135	52,301	52,301	2,647.1
Hunley Park Military FH	Air Force Active	Charleston	5	17,401	0	0	0	0	271	271	15.2
MCAS Beaufort	Marine Corps Active	Beaufort	280	2,598,241	0	0	290	540,679	5,691	6,336	1,298.2
MCAS Beaufort LB Housing	Marine Corps Active	Laurel Bay	22	236,882	0	0	1,105	1,502,269	950	950	343.4
McEntire Joint NGB	Air Force Guard	Columbia	81	724,162	0	0	0	0	2,344	2,473	260.5
MCRD Beaufort Parris Island	Marine Corps Active	Parris Island	322	4,134,877	0	0	196	530,012	8,047	8,080	1,359.7
NAVHOSP Beaufort	Navy Active	Beaufort	21	432,412	0	0	33	90,213	126	127	235.9
NG MTA Clarks Hill Reservation	Army Guard	Plum Branch	32	41,006	0	0	0	0	871	871	16.5
North Air Force Auxiliary Field	Air Force Active	North	6	33,195	0	0	0	0	2,279	2,393	75.7
NWS Charleston	Air Force Active	Goose Creek	591	4,840,118	0	0	5	29,852	15,446	16,729	1,806.5
NWS Charleston North Yard	Air Force Active	North Charleston	11	278,808	0	0	0	0	21	21	91.6
NWS Charleston Short Stay	Air Force Active	Moncks Corner	42	58,091	0	0	1	345	0	57	11.4
Shaw AFB	Air Force Active	Shaw AFB	290	3,453,790	0	0	0	0	3,377	3,476	1,290.4
* OTHER SITE(S) : 40			110	693,543	3	267,409	2	29,989	12,596	13,941	230.9
South Carolina Total:			3,029	30,842,540	4	278,633	1,869	3,396,494	107,482	111,960	11,045.4
South Dakota											
Ellsworth AFB Site 1	Air Force Active	Ellsworth AFB	363	4,091,654	0	0	1	14,941	4,693	5,328	1,640.0
Ellsworth AFB Site 2	Air Force Active	Box Elder	111	664,909	0	0	0	0	663	851	353.5
Joe Foss Field	Air Force Guard	Sioux Falls	37	457,748	3	51,167	0	0	0	217	158.4
* OTHER SITE(S) : 18			24	244,560	1	18,000	4	0	9,055	9,510	67.5
South Dakota Total:			535	5,458,871	4	69,167	5	14,941	14,411	15,906	2,219.5
Tennessee											
Arnold AS	Air Force Active	Arnold AFB	335	2,820,896	0	0	2	13,320	38,861	38,862	8,341.2
Fort Campbell TN	Army Active	Clarksville	685	7,046,639	0	0	867	2,432,678	69,265	69,301	2,828.5
Holston AAP	Army Active	Kingsport	485	2,391,472	0	0	4	18,724	6,117	6,117	897.7
McGhee Tyson Airport	Air Force Guard	Louisville	78	809,874	0	0	1	72	0	346	270.4

* US Locations that do not meet criteria of at least ten (10) Acres AND at least \$10M PRV. US Territories and Non-US Locations that do not meet criteria of at least ten (10) Acres OR at least \$10M PRV.

DEPARTMENT OF DEFENSE
Base Structure Report - As of 30 Sept 2014

SITE	COMPONENT	NAME NEAREST CITY	BUILDINGS						ACRES OWNED	TOTAL ACRES	PRV (\$M)
			OWNED		LEASED		OTHER				
			COUNT	SQFT	COUNT	SQFT	COUNT	SQFT			
Memphis IAP	Air Force Guard	Memphis	19	448,850	0	0	1	56,100	0	119	163.8
Milan AAP	Army Active	Milan	1,436	3,651,806	0	0	11	24,671	22,357	22,357	1,184.5
Nashville IAP	Air Force Guard	Nashville	28	421,957	0	0	0	0	0	88	126.3
NG VTS Milan	Army Guard	Milan	65	233,850	0	0	0	0	2,490	2,490	63.4
NG VTS Smyrna	Army Guard	Smyrna	43	521,720	0	0	12	89,843	847	857	158.2
Northside Mid-South	Navy Active	Millington	2	18,731	3	710	1	64	340	340	18.5
NOSC Knoxville	Navy Reserve	Knoxville	1	46,476	0	0	0	0	11	11	10.6
NSA Midsouth Memphis	Navy Active	Millington	145	2,557,807	23	37,230	367	761,168	1,119	1,478	805.8
NSWC Carderock Div	Navy Active	Memphis	4	486,354	0	0	0	0	61	140	159.4
* OTHER SITE(S) : 35			63	600,621	20	141,765	0	0	149	169	150.5
Tennessee Total:			3,389	22,057,053	46	179,705	1,266	3,396,640	141,616	142,674	15,178.6

Texas

Air Force Plant 4	Air Force Active	Fort Worth	87	5,576,292	0	0	0	0	678	727	1,339.3
ALF Cabaniss	Navy Active	Corpus Christi	3	5,520	0	0	0	0	931	953	59.8
ALF Orange	Navy Active	Orange Grove	18	18,364	0	0	0	0	1,590	1,596	112.1
ALF Waldron	Navy Active	Corpus Christi	2	4,000	0	0	2	592	901	903	78.9
Austin Memorial MD	Army Reserve	Austin	3	72,525	0	0	0	0	11	11	15.4
Brooks AFB	Air Force Active	Brooks AFB	0	0	82	1,337,073	0	0	0	280	379.4
Camp Bullis	Air Force Active	San Antonio	278	792,190	0	0	0	0	27,993	27,993	293.6
Camp Swift	Army Guard	Bastrop	101	242,297	0	0	0	0	11,715	11,715	94.5
Canyon Lake Recreation Annex	Air Force Active	Canyon Lake	39	24,719	0	0	0	0	0	358	12.7
Dixie Target Range	Navy Active	Seven Sisters	8	19,296	0	0	0	0	6,761	7,825	55.4
Dyess AFB	Air Force Active	Abilene	272	3,383,136	0	0	3	97,777	3,120	6,320	1,564.7
Eldorado AFS	Air Force Active	Eldorado	7	114,791	0	0	0	0	119	128	42.7
Ellington Field	Air Force Guard	Houston	54	502,881	0	0	3	80,633	213	213	166.9
Fort Bliss	Army Active	El Paso	1,256	20,800,192	300	556,313	2,871	8,148,772	122,127	122,127	7,896.5
Fort Hood	Army Active	Killeen	2,031	20,964,742	289	334,159	3,230	11,901,485	208,932	214,223	8,979.9
Fort Sam Houston	Air Force Active	Fort Sam Houston	392	10,570,492	0	0	0	0	2,653	2,745	2,623.0
Fort Wolters	Army Guard	Mineral Wells	70	115,812	0	0	0	0	3,990	3,990	73.5
Goodfellow AFB	Air Force Active	San Angelo	155	2,596,838	0	0	0	0	1,183	1,218	656.7
Hensley Field AGS	Air Force Guard	Dallas	0	0	8	62,487	0	0	0	23	13.5
Kelly AFB	Air Force Active	San Antonio	2	258	22	1,773,489	0	0	435	435	388.3
Kelly Field Annex	Air Force Active	Kelly AFB	130	2,290,940	0	0	0	0	2,327	2,905	828.9

* US Locations that do not meet criteria of at least ten (10) Acres AND at least \$10M PRV. US Territories and Non-US Locations that do not meet criteria of at least ten (10) Acres OR at least \$10M PRV.

DEPARTMENT OF DEFENSE
Base Structure Report - As of 30 Sept 2014

SITE	COMPONENT	NAME NEAREST CITY	BUILDINGS						ACRES OWNED	TOTAL ACRES	PRV (\$M)
			OWNED		LEASED		OTHER				
			COUNT	SQFT	COUNT	SQFT	COUNT	SQFT			
Lackland AFB	Air Force Active	San Antonio	402	10,317,735	0	0	3	18,192	2,713	2,720	2,593.9
Lackland Training Annex	Air Force Active	Lackland AFB	258	1,523,195	0	0	1	192	4,017	4,028	478.9
Laughlin AFB	Air Force Active	Del Rio	186	1,912,168	0	0	0	0	4,355	4,692	797.2
Laughlin AFB Aux 1	Air Force Active	Quemado	6	5,145	0	0	0	0	402	724	26.8
Longhorn AAP	Army Active	Amarillo	379	1,080,134	0	0	0	0	8,493	8,493	278.2
Medical Center Annex Site 1	Air Force Active	Fort Sam Houston	33	3,039,136	0	0	3	68,081	189	189	874.8
Nalf Goliad	Navy Active	Berclair	4	12,762	0	0	0	0	1,136	1,136	94.4
NAS Corpus Christi	Navy Active	Corpus Christi	294	5,390,361	1	450	160	633,597	2,625	2,630	1,790.1
NAS JRB Fort Worth	Navy Active	Fort Worth	278	3,066,700	0	0	86	419,926	2,081	2,342	1,086.1
NAS Kingsville	Navy Active	Kingsville	147	1,097,531	0	0	1	143	3,299	3,987	559.3
NG Camp Bowie - Musgrave	Army Guard	Brownwood	12	13,358	0	0	0	0	3,858	3,858	11.3
NG Houston - Westheimer	Army Guard	Houston	4	94,915	0	0	0	0	29	29	18.7
NG Saginaw	Army Guard	Fort Worth	32	223,444	0	0	0	0	143	143	49.1
NG Temple	Army Guard	Temple	6	61,876	0	0	0	0	20	20	12.7
NOSC Harlingen	Navy Reserve	Harlingen	3	63,683	0	0	0	0	0	15	14.1
NOSC San Antonio	Navy Reserve	San Antonio	9	774,539	0	0	0	0	14	14	139.7
NOSC-MCRC El Paso	Navy Reserve	El Paso	4	41,424	0	0	0	0	0	14	10.4
Randolph AFB	Air Force Active	Universal City	243	4,161,667	0	0	1	652	2,903	3,137	1,419.3
Red River Army Depot	Army Active	Texarkana	992	7,183,161	23	430,158	14	38,055	15,840	15,846	1,610.9
Sequin Air Force Auxiliary Field	Air Force Active	Sequin	5	3,962	0	0	0	0	957	957	77.1
Sheppard AFB	Air Force Active	Wichita Falls	341	7,373,571	0	0	0	0	4,598	5,297	2,304.2
* OTHER SITE(S) : 175			588	4,712,247	83	1,206,951	56	632,603	6,310	10,429	1,295.4
Texas Total:			9,134	120,247,999	808	5,701,080	6,434	22,040,700	459,662	477,388	41,218.3

Utah

Deseret Chemical Depot	Army Active	Stockton	319	1,233,336	0	0	1	480	4,198	19,364	406.1
Dugway Proving Ground	Army Active	Dugway	679	2,192,522	1	2,880	5	82,232	19,830	798,214	1,267.1
Green River Test Complex	Army Active	Las Cruces	31	52,362	0	0	0	0	3,628	3,628	45.4
Hill AFB	Air Force Active	Hill AFB	773	12,655,827	0	0	0	0	517	6,946	4,253.4
Little Mountain Test Annex	Air Force Active	Ogden	19	124,693	0	0	0	0	731	731	72.1
MTA-L Camp Williams	Army Guard	Riverton	128	103,159	0	0	167	939,333	0	21,379	300.1
NAVSUPPDET Monterey Det	Navy Active	Magna	136	379,427	0	0	0	0	512	512	146.6
NG Saint George/FMS	Army Guard	St. George	9	56,093	0	0	0	0	0	70	12.3
Salt Lake City IAP	Air Force Guard	Salt Lake City	52	496,265	0	0	0	0	0	135	177.7

* US Locations that do not meet criteria of at least ten (10) Acres AND at least \$10M PRV. US Territories and Non-US Locations that do not meet criteria of at least ten (10) Acres OR at least \$10M PRV.

DEPARTMENT OF DEFENSE
Base Structure Report - As of 30 Sept 2014

SITE	COMPONENT	NAME NEAREST CITY	BUILDINGS						ACRES OWNED	TOTAL ACRES	PRV (\$M)
			OWNED		LEASED		OTHER				
			COUNT	SQFT	COUNT	SQFT	COUNT	SQFT			
Tooele Army Depot	Army Active	Tooele	1,046	2,619,143	20	664,116	1	4,617	19,887	23,914	1,406.0
Utah Test and Training Range South	Air Force Active	Wendover	33	27,350	0	0	0	0	7,180	572,656	49.0
UTTR - North	Air Force Active	Grouse Creek	83	420,971	0	0	0	0	0	366,877	192.7
* OTHER SITE(S) : 80			74	1,086,460	5	163,334	4	10,508	6	267	270.4
Utah Total:			3,382	21,447,609	26	830,330	178	1,037,170	56,489	1,814,693	8,598.9
<u>Vermont</u>											
Burlington IAP	Air Force Guard	South Burlington	39	422,291	0	0	0	0	0	281	166.5
NG Ethan Allen AFB MTA	Army Guard	Colchester	43	237,997	0	0	0	0	667	667	58.7
NG So Burlington AASF and RC	Army Guard	South Burlington	3	149,828	0	0	0	0	27	27	42.3
NG TS Ethan Allen Range	Army Guard	Jericho	115	332,057	0	0	6	13,863	10,380	10,380	143.8
* OTHER SITE(S) : 9			16	275,512	1	17,000	0	0	27	27	38.3
Vermont Total:			216	1,417,684	1	17,000	6	13,863	11,101	11,382	449.7
<u>Virgin Islands</u>											
NG 210th RTI Hams Bluff	Army Guard	Frederiksted	2	8,247	0	0	0	0	23	23	5.3
NG Bethlehem Military Compound	Army Guard	Christiansted	19	247,645	0	0	0	0	69	69	98.6
NG Sprat Hall	Army Guard	Frederiksted	3	32,156	0	0	0	0	24	24	9.9
* OTHER SITE(S) : 4			13	62,954	3	17,635	0	0	11	15	32.4
Virgin Islands Total:			37	351,002	3	17,635	0	0	127	131	146.2
<u>Virginia</u>											
ALF Fentress Chesapeake	Navy Active	Virginia Beach	13	21,747	0	0	0	0	2,527	2,741	64.5
Arlington National Cemetery	Army Active	Arlington	28	150,239	0	0	2	1,836	625	625	54.6
Arlington Service Center	Navy Active	Arlington	10	260,428	0	0	4	8,256	18	31	74.9
Byrd Field	Air Force Guard	Sandston	4	54,865	0	0	0	0	0	16	11.7
Camp Pendleton (ANG)	Air Force Guard	Virginia Beach	11	95,741	0	0	0	0	0	60	19.7
Cheatham Annex	Navy Active	Williamsburg	200	3,280,395	0	0	0	0	1,567	2,360	597.5
Craney Island	Navy Active	Portsmouth	28	62,384	0	0	0	0	916	937	350.7
Defense General Supply Center	Army Active	Richmond	71	4,776,262	0	0	0	0	674	674	780.7
Elizabeth River Channel	Navy Active	Norfolk	5	13,897	0	0	0	0	0	11	38.3
Fort A P Hill	Army Active	Bowling Green	425	1,481,370	0	0	100	17,336	75,794	75,819	928.9
Fort Belvoir	Army Active	Fort Belvoir	443	10,419,397	0	0	950	3,947,956	8,670	8,670	3,888.3

* US Locations that do not meet criteria of at least ten (10) Acres AND at least \$10M PRV. US Territories and Non-US Locations that do not meet criteria of at least ten (10) Acres OR at least \$10M PRV.

DEPARTMENT OF DEFENSE
Base Structure Report - As of 30 Sept 2014

SITE	COMPONENT	NAME NEAREST CITY	BUILDINGS						ACRES OWNED	TOTAL ACRES	PRV (\$M)
			OWNED		LEASED		OTHER				
			COUNT	SQFT	COUNT	SQFT	COUNT	SQFT			
Fort Eustis	Air Force Active	Newport News	417	6,564,801	0	0	0	0	7,932	7,933	1,774.3
Fort Lee	Army Active	Fort Lee	430	10,046,018	0	0	558	1,752,451	5,805	5,907	2,662.0
Fort Monroe	Army Active	Hampton	73	475,180	0	0	1	197,472	160,050	160,050	138.3
Fort Myer	Army Active	Arlington	174	2,414,542	0	0	4	50,687	270	270	617.9
Fort Pickett, ARNG MTC	Army Guard	Blackstone	498	2,213,581	0	0	0	0	41,595	43,065	1,037.0
Fort Story	Navy Active	Norfolk	260	1,260,139	0	0	93	461,801	1,450	1,452	530.4
Langley AFB	Air Force Active	Langley AFB	289	5,598,947	0	0	0	0	3,766	3,992	1,943.2
Langley FH Annex	Air Force Active	Hampton	7	59,678	0	0	0	0	302	302	18.5
MCB Quantico	Marine Corps Active	Quantico	575	8,123,335	0	0	617	2,892,690	55,155	60,320	3,894.9
Midway Research Center	Navy Active	Stafford	8	25,908	0	0	0	0	162	162	12.5
NAS Oceana	Navy Active	Virginia Beach	295	3,892,550	0	0	56	110,214	776	1,087	1,523.2
NAS Oceana Dam Neck	Navy Active	Virginia Beach	172	3,288,702	1	1,511	101	912,419	1,913	1,915	1,091.5
NAS Oceana Midway Manor	Navy Active	Virginia Beach	2	2,105	0	0	179	636,546	97	100	106.1
NAS Oceana NEXCOM Headquarters	Navy Active	Virginia Beach	2	93,960	2	375,166	0	0	10	31	72.1
Naval Medical Center Portsmouth	Navy Active	Portsmouth	32	2,206,659	0	0	3	5,891	111	111	953.9
NAVPHIBASE Little Creek	Navy Active	Norfolk	389	4,802,529	0	0	376	1,066,154	2,155	2,805	2,075.7
NG AASF Byrd Field	Army Guard	Sandston	26	106,970	0	0	0	0	0	92	33.0
NG Army Guard Readiness Center	Army Guard	Arlington	3	463,710	0	0	0	0	15	15	69.9
NG Camp Pendleton SMR	Army Guard	Virginia Beach	0	0	0	0	132	378,314	0	257	76.8
NG Sandston Armory	Army Guard	Sandston	21	80,140	0	0	0	0	29	29	18.6
NOSC Richmond	Navy Reserve	Chesterfield	4	46,566	0	0	0	0	10	10	10.8
NS Norfolk	Navy Active	Norfolk	525	15,603,703	0	0	369	1,462,279	3,599	3,603	5,718.9
NSA Norfolk	Navy Active	Norfolk	198	2,292,117	0	0	733	3,202,313	801	801	1,222.5
NSA Norfolk Fire Fighters School	Navy Active	Norfolk	6	46,723	0	0	0	0	12	13	13.1
NSA Norfolk Lafayette Rvr Complex	Navy Active	Norfolk	11	230,871	0	0	2	13,395	20	20	68.8
NSA Norfolk New Gosport/NNSY	Navy Active	Portsmouth	4	28,846	0	0	0	0	57	57	9.0
NSA Norfolk NSY	Navy Active	Portsmouth	155	6,038,214	0	0	11	64,215	551	585	2,590.1
NSA Norfolk NW Chesapeake	Navy Active	Chesapeake	196	937,123	0	0	0	0	2,805	3,798	366.5
NSA Norfolk SDA Area	Navy Active	Norfolk	17	954,315	0	0	0	0	90	91	144.7
NSA Norfolk South Gate	Navy Active	Portsmouth	13	163,748	0	0	0	0	63	63	86.1
NSA Norfolk St Helena Norfolk	Navy Active	Norfolk	4	7,414	0	0	0	0	12	12	57.6
NSA Norfolk St Juliens Creek Annex	Navy Active	Portsmouth	73	630,085	0	0	0	0	490	499	197.8

* US Locations that do not meet criteria of at least ten (10) Acres AND at least \$10M PRV. US Territories and Non-US Locations that do not meet criteria of at least ten (10) Acres OR at least \$10M PRV.

DEPARTMENT OF DEFENSE
Base Structure Report - As of 30 Sept 2014

SITE	COMPONENT	NAME NEAREST CITY	BUILDINGS						ACRES OWNED	TOTAL ACRES	PRV (\$M)
			OWNED		LEASED		OTHER				
			COUNT	SQFT	COUNT	SQFT	COUNT	SQFT			
NSA Norfolk Stanley Court/NNSY	Navy Active	Portsmouth	0	0	0	0	80	161,865	16	16	24.1
NSA South Potomac	Navy Active	Dahlgren	351	3,133,840	0	0	259	385,220	2,677	2,677	1,284.5
NSA South Potomac Pumpkin Neck	Navy Active	King George	24	46,701	0	0	0	0	1,641	1,641	29.6
NWS Yorktown	Navy Active	Yorktown	433	2,966,820	0	0	166	672,343	10,356	10,637	1,045.2
Pentagon Reservation	Washington Headquarters Services	Pentagon, Arlington	34	6,878,353	0	0	1	1,320	220	220	5,245.8
Radford AAP	Army Active	Radford	1,130	4,059,525	0	0	0	0	6,901	6,901	1,479.3
Rivanna Station	Army Active	Charlottesville	10	431,224	0	0	0	0	76	76	38.5
Wallops Island	Navy Active	Wallops Island	93	407,949	0	0	0	0	5	90	138.3
Yorktown Fuel Depot	Navy Active	Yorktown	48	23,471	0	0	0	0	111	111	129.8
* OTHER SITE(S) : 133			165	6,033,489	111	5,488,829	4	11,290	9,632	10,101	2,605.3
Virginia Total:			8,405	123,297,276	114	5,865,506	4,801	18,414,263	412,532	423,864	47,965.8
Wake Islands											
Wake Island Airfield	Air Force Active	Wake Island	104	432,123	0	0	0	0	2,600	2,600	814.0
Wake Islands Total:			104	432,123	0	0	0	0	2,600	2,600	814.0
Washington											
Bremerton	Navy Active	Bremerton	93	2,867,398	0	0	61	188,557	117	120	1,537.4
Bremerton RR	Navy Active	Shelton	0	0	0	0	0	0	1,232	1,232	30.8
Camp Murray AGS	Air Force Guard	Tacoma	13	141,534	0	0	0	0	0	42	46.4
Cusick Survival TS	Air Force Active	Cusick	10	23,055	0	0	0	0	0	494,250	16.3
Fairchild AFB	Air Force Active	Fairchild AFB	279	4,385,298	0	0	0	0	4,343	5,197	1,966.4
Fort Lewis	Army Active	Tacoma	2,120	24,217,615	1	14	3,444	8,987,634	84,969	90,323	10,742.6
Grant Training Annex	Army Active	Moses Lake	0	0	1	0	0	0	0	35	37.2
Jackson Park Hsg	Navy Active	Bremerton	29	459,504	0	0	192	1,109,695	209	209	505.0
Jim Creek	Navy Active	Oso	60	117,993	0	0	0	0	3,839	4,901	150.0
Keyport NUWC	Navy Active	Keyport	113	1,309,366	0	0	35	67,005	356	358	512.4
Manchester	Navy Active	Bremerton	19	85,932	0	0	0	0	234	234	312.5
Marysville	Navy Active	Marysville	14	285,788	0	0	0	0	52	52	84.2
NAS Whidbey Island	Navy Active	Oak Harbor	235	3,052,437	0	0	70	357,653	4,358	4,361	1,820.7
NAS Whidbey Island Sea Plane Base	Navy Active	Oak Harbor	69	548,214	0	0	931	2,625,480	2,784	2,785	869.2
NAVBASE Kitsap Bremerton	Navy Active	Bangor	610	5,464,557	0	0	349	2,120,564	6,603	6,609	3,934.6

* US Locations that do not meet criteria of at least ten (10) Acres AND at least \$10M PRV. US Territories and Non-US Locations that do not meet criteria of at least ten (10) Acres OR at least \$10M PRV.

DEPARTMENT OF DEFENSE
Base Structure Report - As of 30 Sept 2014

SITE	COMPONENT	NAME NEAREST CITY	BUILDINGS						ACRES OWNED	TOTAL ACRES	PRV (\$M)
			OWNED		LEASED		OTHER				
			COUNT	SQFT	COUNT	SQFT	COUNT	SQFT			
NAVMAG Indian Island	Navy Active	Port Townsend	159	487,509	0	0	0	0	2,716	2,716	335.2
NG Kent	Army Guard	Kent	9	83,222	0	0	0	0	15	15	21.4
NOSC Spokane	Navy Active	Spokane	9	68,291	0	0	0	0	23	23	20.4
NS Everett	Navy Active	Everett	61	973,494	0	0	0	0	213	213	697.6
OLF Coupeville	Navy Active	Coupeville	6	6,566	0	0	3	2,262	664	1,060	45.3
Paine Field ANGS	Air Force Guard	Everett	9	46,399	0	0	0	0	15	15	14.3
Shipyards Puget Sound	Navy Active	Bremerton	163	3,925,014	1	11,992	1	100	570	570	3,171.3
White Bluff Site 1	Air Force Active	Spokane	16	121,743	0	0	0	0	86	86	42.5
Yakima Training Center	Army Active	Yakima	226	918,492	3	201	0	0	323,249	323,432	841.7
* OTHER SITE(S) : 74			137	934,832	7	111,133	39	174,337	2,141	2,212	412.9
Washington Total:			4,459	50,524,253	13	123,340	5,125	15,633,287	438,789	941,051	28,168.1
<u>West Virginia</u>											
Allegany Ballistics Lab	Navy Active	Keyser	172	1,735,241	0	0	0	0	1,639	1,785	504.2
EWVRA Shepherd Field	Air Force Guard	Martinsburg	31	477,021	0	0	3	184,506	0	339	216.1
NG Camp Dawson MD	Army Guard	Kingwood	3	58,797	0	0	0	0	10	10	13.2
NG Eleanor	Army Guard	Red House	7	397,131	0	0	0	0	47	47	91.7
NG Volkstone	Army Guard	Kingwood	8	9,660	0	0	0	0	504	504	22.1
NIOC Sugar Grove	Navy Active	Sugar Grove	50	158,627	2	204	43	136,162	647	648	101.0
Yeager Airport	Air Force Guard	Charleston	32	416,057	0	0	0	0	0	283	165.5
* OTHER SITE(S) : 31			92	729,328	0	0	0	0	20	20	228.6
West Virginia Total:			395	3,981,862	2	204	46	320,668	2,866	3,634	1,342.4
<u>Wisconsin</u>											
Badger AAP	Army Active	Baraboo	28	126,762	0	0	0	0	3,581	3,581	145.7
Fort McCoy	Army Reserve	Sparta	1,394	6,545,790	0	0	15	213,423	0	40	2,166.0
Gen Mitchell IAP	Air Force Guard	Milwaukee	22	330,011	0	0	3	11,273	0	99	153.2
Hardwood Weapons Range (ANG)	Air Force Guard	Necedah	4	11,041	0	0	0	0	0	7,865	17.3
NOSC Green Bay	Navy Reserve	Ashwaubenon	2	41,861	0	0	0	0	10	10	12.4
Truax ANGB	Air Force Guard	Madison	49	725,368	0	0	0	0	38	152	244.2
Volk ANGB	Air Force Guard	Camp Douglas	130	598,955	0	0	0	0	0	2,385	308.5
* OTHER SITE(S) : 30			69	757,127	5	134,683	5	3,251	176	216	277.4
Wisconsin Total:			1,698	9,136,915	5	134,683	23	227,947	3,806	14,347	3,324.8

* US Locations that do not meet criteria of at least ten (10) Acres AND at least \$10M PRV. US Territories and Non-US Locations that do not meet criteria of at least ten (10) Acres OR at least \$10M PRV.

DEPARTMENT OF DEFENSE
Base Structure Report - As of 30 Sept 2014

SITE	COMPONENT	NAME NEAREST CITY	BUILDINGS						ACRES OWNED	TOTAL ACRES	PRV (\$M)
			OWNED		LEASED		OTHER				
			COUNT	SQFT	COUNT	SQFT	COUNT	SQFT			
Wyoming											
Cheyenne Regional Apt	Air Force Guard	Cheyenne	35	435,770	0	0	0	0	0	719	141.5
F E Warren AFB	Air Force Active	Cheyenne	244	3,276,325	0	0	1	5,000	2,247	6,834	1,180.4
* OTHER SITE(S) : 89			87	126,192	1	30,000	2	13,889	241	24,265	556.4
Wyoming Total:			366	3,838,287	1	30,000	3	18,889	2,488	31,817	1,878.3
US/US Territories Total:			151,531	1,551,108,063	2,221	30,329,567	73,778	280,789,220	11,577,275	25,489,074	720,912

* US Locations that do not meet criteria of at least ten (10) Acres AND at least \$10M PRV. US Territories and Non-US Locations that do not meet criteria of at least ten (10) Acres OR at least \$10M PRV.

DEPARTMENT OF DEFENSE
Base Structure Report - As of 30 Sept 2014

SITE	COMPONENT	NAME NEAREST CITY	BUILDINGS						ACRES OWNED	TOTAL ACRES	PRV (\$M)
			OWNED		LEASED		OTHER				
			COUNT	SQFT	COUNT	SQFT	COUNT	SQFT			
<u>Antigua & Barbuda</u>											
Antigua AS	Air Force Active	St. Johns	38	156,385	0	0	0	0	0	175	75.7
		Antigua & Barbuda Total:	38	156,385	0	0	0	0	0	175	75.7
<u>Aruba</u>											
		* OTHER SITE(S) : 1	1	2,071	0	0	0	0	0	0	1.0
		Aruba Total:	1	2,071	0	0	0	0	0	0	1.0
<u>Australia</u>											
Area A-VLF	Navy Active	Exmouth	0	0	0	0	0	0	0	5,510	0.0
Area C-HFR	Navy Active	Exmouth	0	0	0	0	0	0	0	9,463	0.0
NAVCOMMSTA H E Holt	Navy Active	Northwest Cape	45	389,897	0	0	0	0	0	5,099	253.0
		* OTHER SITE(S) : 3	42	31,943	1	5,013	0	0	0	5	13.7
		Australia Total:	87	421,840	1	5,013	0	0	0	20,077	266.7
<u>Bahamas</u>											
AUTEC Big Wood Cay	Navy Active	Andros Island	0	0	0	0	0	0	0	34	3.1
AUTEC Golding Cay	Navy Active	Andros Island	0	0	0	0	0	0	0	29	5.4
AUTEC Great Stirrup	Navy Active	Andros Island	0	0	0	0	0	0	0	12	0.9
AUTEC High Point Cay	Navy Active	Andros Island	0	0	0	0	0	0	0	14	2.8
AUTEC Main Base	Navy Active	Andros Island	133	656,858	0	0	0	0	0	420	416.7
AUTEC Salvador Point	Navy Active	Andros Island	10	11,395	0	0	0	0	0	31	15.6
		Bahamas Total:	143	668,253	0	0	0	0	0	541	444.6
<u>Bahrain</u>											
NSA Bahrain	Navy Active	Manama	147	1,148,803	1	483	1	308	0	66	615.7
NSA Bahrain - Aviation Unit	Navy Active	Al Jufayr	12	22,349	3	83,255	0	0	0	3	55.0
Muharraq											
NSA Bahrain - Banz Wrhs	Navy Active	Al Jufayr	3	1,095	13	957,405	0	0	0	14	242.3
Compound											
NSA Bahrain - Dependent School	Navy Active	Al Jufayr	2	243	7	261,584	0	0	0	26	126.2
NSA Bahrain - Mina Sulman Pier	Navy Active	Al Jufayr	6	2,297	3	93,950	0	0	0	0	94.3
Area											
Nsa-li	Navy Active	Manama	10	139,130	0	0	1	3,632	0	95	203.0
Sheik Isa	Navy Active	Unknown	715	459,788	2	38,000	0	0	0	0	240.7

* US Locations that do not meet criteria of at least ten (10) Acres AND at least \$10M PRV. US Territories and Non-US Locations that do not meet criteria of at least ten (10) Acres OR at least \$10M PRV.

DEPARTMENT OF DEFENSE
Base Structure Report - As of 30 Sept 2014

SITE	COMPONENT	NAME NEAREST CITY	BUILDINGS						ACRES OWNED	TOTAL ACRES	PRV (\$M)
			OWNED		LEASED		OTHER				
			COUNT	SQFT	COUNT	SQFT	COUNT	SQFT			
* OTHER SITE(S) : 3			19	11,476	3	16,476	0	0	0	0	11.4
		Bahrain Total:	914	1,785,180	32	1,451,153	2	3,940	0	204	1,588.5
Belgium											
Brussels	Army Active	Brussels	0	0	8	26,287	0	0	0	0	60.6
Chateau Gendebien	Army Active	Mons	1	1,620	1	4,453	4	21,842	0	20	9.0
Chievres AB	Army Active	Chievres Ab	60	370,972	0	0	67	359,386	0	1,012	536.9
Daumerie Caserne	Army Active	Chievres	4	575	0	0	36	240,506	0	26	125.6
Kleine Brogel AB	Air Force Active	Kleine-Brogel	10	27,020	0	0	5	15,998	0	1	17.8
Mons	Army Active	Mons	1	7,112	9	199,513	0	0	0	0	48.3
Shape Headquarters	Army Active	Mons	8	105,307	0	0	28	323,046	0	0	177.9
Sterrebeek Dependent School	Army Active	Brussels	18	65,388	0	0	0	0	16	16	62.3
* OTHER SITE(S) : 2			1	151	3	18,986	1	1,245	0	0	5.3
		Belgium Total:	103	578,144	21	249,239	141	962,023	16	1,075	1,043.7
Bulgaria											
Novo Selo Training Area	Army Active	Unknown	3	4,861	0	0	74	342,769	0	0	107.7
		Bulgaria Total:	3	4,861	0	0	74	342,769	0	0	107.7
Cambodia											
* OTHER SITE(S) : 1			0	0	3	6,726	0	0	0	0	2.2
		Cambodia Total:	0	0	3	6,726	0	0	0	0	2.2
Canada											
ARGENTIA NEWFOUNDLAND	Navy Active	Placentia,	0	0	0	0	0	0	0	185	0.0
* OTHER SITE(S) : 1			0	0	1	144	0	0	0	1	0.1
		Canada Total:	0	0	1	144	0	0	0	186	0.1
Colombia											
* OTHER SITE(S) : 2			1	1,950	5	9,947	0	0	0	1	2.9
		Colombia Total:	1	1,950	5	9,947	0	0	0	1	2.9
Costa Rica											
* OTHER SITE(S) : 1			0	0	0	0	1	1,098	0	1	0.5

* US Locations that do not meet criteria of at least ten (10) Acres AND at least \$10M PRV. US Territories and Non-US Locations that do not meet criteria of at least ten (10) Acres OR at least \$10M PRV.

DEPARTMENT OF DEFENSE
Base Structure Report - As of 30 Sept 2014

SITE	COMPONENT	NAME NEAREST CITY	BUILDINGS						ACRES OWNED	TOTAL ACRES	PRV (\$M)
			OWNED		LEASED		OTHER				
			COUNT	SQFT	COUNT	SQFT	COUNT	SQFT			
		Costa Rica Total:	0	0	0	0	1	1,098	0	1	0.5
Denmark											
		* OTHER SITE(S) : 2	0	0	4	7,425	0	0	0	0	1.7
		Denmark Total:	0	0	4	7,425	0	0	0	0	1.7
Diego Garcia											
		NAVSUPPFAC Diego Garcia	621	2,708,121	0	0	0	0	0	7,000	3,659.8
		Diego Garcia Total:	621	2,708,121	0	0	0	0	0	7,000	3,659.8
Djibouti											
		Camp Lemonier Djibouti	1,272	835,212	0	0	1	432	0	572	637.1
		Djibouti Total:	1,272	835,212	0	0	1	432	0	572	637.1
Egypt											
		Naval Medical Research Unit Three Cairo Egypt	21	99,429	3	19,683	0	0	0	3	63.7
		* OTHER SITE(S) : 1	0	0	13	26,703	0	0	0	0	8.6
		Egypt Total:	21	99,429	16	46,386	0	0	0	3	72.3
El Salvador											
		CSL EL SALVADOR	14	38,914	0	0	0	0	0	35	19.5
		El Salvador Total:	14	38,914	0	0	0	0	0	35	19.5
Germany											
		Amelia Earhart Hotel	9	2,180	0	0	1	216,207	0	6	72.6
		American Arms Hotel	4	838	0	0	3	292,208	0	5	41.9
		Artillery Kaserne	26	5,439	0	0	35	516,585	0	37	152.5
		Askren Manor FH	0	0	0	0	0	0	0	73	0.0
		Aukamm Hsg Area	8	51,124	0	0	111	1,283,489	0	93	331.0
		Bamberg	0	0	100	459,054	0	0	0	18	79.7
		Bamberg Airfield	0	0	0	0	0	0	0	220	0.0
		Bamberg Storage & Range Area	29	15,813	0	0	31	118,981	0	171	52.7
		Bann Communications Station	3	9,740	0	0	4	7,911	0	0	10.9
		Barton Barracks	11	64,929	0	0	25	382,487	0	33	138.2

* US Locations that do not meet criteria of at least ten (10) Acres AND at least \$10M PRV. US Territories and Non-US Locations that do not meet criteria of at least ten (10) Acres OR at least \$10M PRV.

DEPARTMENT OF DEFENSE
Base Structure Report - As of 30 Sept 2014

SITE	COMPONENT	NAME NEAREST CITY	BUILDINGS						ACRES OWNED	TOTAL ACRES	PRV (\$M)
			OWNED		LEASED		OTHER				
			COUNT	SQFT	COUNT	SQFT	COUNT	SQFT			
Baumholder Airfield	Army Active	Baumholder	4	10,452	0	0	1	1,590	0	47	10.0
Baumholder Family Housing	Army Active	Baumholder	17	25,232	0	0	69	2,261,660	0	95	476.1
Baumholder Hospital	Army Active	Baumholder	6	10,726	0	0	12	189,198	0	13	79.0
Baumholder Qm Area	Army Active	Baumholder	19	38,031	0	0	28	359,388	0	60	96.4
Benjamin Franklin VII Family Housing	Army Active	Mannheim	0	0	0	0	0	0	0	220	0.0
Bitburg FH Annex	Air Force Active	Trier	21	319,623	0	0	62	2,248,503	0	156	670.4
Bleidorn Family Housing	Army Active	Ansbach	1	272	0	0	28	681,466	0	34	147.2
Boeblingen Family Housing	Army Active	Boeblingen	4	13,935	0	0	21	516,864	1	24	113.6
Boeblingen Range	Army Active	Boeblingen	2	5,157	0	0	6	6,545	0	18	5.6
Boeblingen Training Area	Army Active	Boeblingen	11	6,055	0	0	34	32,846	0	1,419	43.6
Breitenau Skeet Range	Army Active	Garmisch	0	0	0	0	1	4,439	0	50	0.9
Breitenwald Training Area	Army Active	Landstuhl	6	6,634	0	0	2	1,045	0	127	3.5
Buechel AB	Air Force Active	Buechel	4	7,524	0	0	10	57,454	0	0	23.1
Campbell Barracks	Army Active	Heidelberg	34	57,411	0	0	30	955,223	0	42	376.0
Coleman Barracks	Army Active	Mannheim	94	277,162	0	0	141	1,600,444	0	583	755.1
Conn Barracks	Army Active	Schweinfurt	0	0	0	0	0	0	0	502	0.0
Crestview Hsg Area	Army Active	Wiesbaden	0	0	0	0	55	1,018,331	0	33	193.0
Daenner Kaserne	Army Active	Kaiserlautern	24	31,968	0	0	28	424,638	0	31	135.0
Dannenfels Communications Sta	Army Active	Mannheim	0	0	0	0	0	0	0	3	0.0
Darmstadt Training Center	Army Active	Darmstadt	19	59,777	0	0	5	43,897	0	125	43.8
East Camp Grafenwoehr	Army Active	Grafenwoehr	507	2,988,044	1	2,943	605	3,578,731	0	2,698	6,544.2
Echterdingen Airfield	Army Active	Stuttgart	14	37,162	0	0	15	131,871	0	54	61.6
Egelsbach Transmitter Fac	Army Active	Langen	3	2,509	0	0	4	6,652	75	76	6.0
Einsiedlerhof Maintenance Annex	Air Force Active	Einsiedlerhof	4	10,045	0	0	4	105,302	0	14	36.8
Einsiedlerhof Storage Annex	Air Force Active	Kaiserlautern	9	104,457	0	0	15	367,922	0	0	119.9
Einsiedlerkoepfe Training Annex	Air Force Active	Kaiserlautern	4	5,338	0	0	1	11,057	0	0	11.5
Finthen Airfield	Army Active	Mainz	20	6,236	0	0	1	855	0	107	7.4
Fintherlandstr Family Housing	Army Active	Mainz	2	120	0	0	18	190,855	0	9	37.4
Flynn FH & Training Areas	Army Active	Bamberg	94	250,210	0	0	62	1,392,967	0	2,619	392.5
Freihoelser Tng Area	Army Active	Amberg	12	11,460	0	0	0	0	0	339	13.7
Funari Barracks	Army Active	Mannheim	18	36,694	0	0	16	308,952	0	27	111.8
Garmisch Family Housing	Army Active	Garmisch	5	2,448	0	0	20	345,004	0	83	86.1
Garmisch Golf Course	Army Active	Garmisch	8	8,141	0	0	1	3,321	0	72	7.5
Geilenkirchen AB	Air Force Active	Geilenkirchen	10	44,469	1	2,908	12	107,707	0	0	58.9

* US Locations that do not meet criteria of at least ten (10) Acres AND at least \$10M PRV. US Territories and Non-US Locations that do not meet criteria of at least ten (10) Acres OR at least \$10M PRV.

DEPARTMENT OF DEFENSE
Base Structure Report - As of 30 Sept 2014

SITE	COMPONENT	NAME NEAREST CITY	BUILDINGS						ACRES OWNED	TOTAL ACRES	PRV (\$M)
			OWNED		LEASED		OTHER				
			COUNT	SQFT	COUNT	SQFT	COUNT	SQFT			
General Abrams Hotel And Disp	Army Active	Garmisch	0	0	0	0	0	0	0	11	2.2
Germersheim Army Depot	Army Active	Germersheim	137	1,687,728	0	0	22	460,288	0	454	604.0
Giessen General Depot	Army Active	Giessen	31	28,748	0	0	36	1,341,279	92	92	378.4
Grafenwoehr	Army Active	Grafenwohr	0	0	1,778	5,109,217	0	0	0	167	849.8
Grafenwoehr Training Area	Army Active	Grafenwohr	581	392,426	0	0	12	11,852	0	51,676	728.9
Gruenstadt AAFES Fac	Army Active	Gruenstadt	11	50,071	0	0	14	306,078	0	18	84.3
Hainerberg Housing and Shop Ctr	Army Active	Wiesbaden	29	232,492	0	0	76	1,927,048	0	165	517.8
Hammonds Barracks	Army Active	Seckenheim	0	0	0	0	0	0	0	17	0.0
Hausberg Ski Area	Army Active	Garmisch	2	8,461	0	0	0	0	17	30	1.3
Heidelberg Army Heliport	Army Active	Heidelberg	0	0	0	0	0	0	0	45	0.0
Heidelberg Community Sup Ctr	Army Active	Heidelberg	0	0	0	0	0	0	0	27	0.0
Heidelberg Golf Course	Army Active	Heidelberg	0	0	0	0	0	0	0	125	0.0
Heidelberg Hospital	Army Active	Heidelberg	0	0	0	0	0	0	0	23	0.0
Hill 365 Radio Relay Fac	Army Active	Kaiserlautern	5	901	0	0	1	3,948	0	17	3.1
Hohenfels	Army Active	Hohenfels	0	0	480	1,196,958	0	0	0	0	207.6
Hohenfels Training Area	Army Active	Hohenfels	588	1,406,605	1	151	355	1,797,852	0	40,023	1,603.3
Hoppstaedten	Army Active	Baumholder	2	3,085	0	0	4	24,555	0	27	28.2
Husterhoeh Kaserne	Army Active	Pirmasens	44	500,170	0	0	25	508,590	0	132	226.5
Illesheim Leased	Army Active	Illesheim	0	0	87	246,380	0	0	0	0	42.2
Kaiserslautern	Army Active	Kaiserslautern	1	44,485	0	0	0	0	0	472	24.1
Kaiserslautern Army Depot	Army Active	Kaiserslautern	96	712,372	0	0	58	907,689	0	606	529.2
Kaiserslautern Equip Spt Ctr	Army Active	Kaiserslautern	25	34,333	0	0	19	179,979	0	51	63.6
Kapaun Administration Annex	Air Force Active	Kaiserslautern	22	93,743	0	0	40	548,716	0	114	253.1
Kastel Housing Area	Army Active	Wiesbaden	12	17,547	0	0	11	372,832	0	28	87.9
Katterbach Kaserne	Army Active	Ansbach	67	284,304	0	0	99	2,454,143	0	434	867.4
Kefurt & Craig Village Family Housing	Army Active	Stuttgart	1	921	0	0	39	1,010,902	0	38	198.8
Kelley Barracks	Army Active	Stuttgart	31	127,433	0	0	23	685,931	6	72	288.1
Kilbourne Kaserne	Army Active	Heidelberg	0	0	0	0	0	0	0	13	0.0
Kitzingen	Army Active	Kitzingen	0	0	135	498,676	0	0	0	0	83.2
Kleber Kaserne	Army Active	Kaiserslautern	56	282,604	0	0	31	767,943	0	77	354.9
Kornwestheim Golf Course	Army Active	Kornwestheim	6	28,136	0	0	1	435	0	320	14.7
Lampertheim Training Area	Army Active	Lampertheim	0	0	0	0	0	0	0	4,192	0.0
Landstuhl FH Annex O3	Air Force Active	Landstuhl	25	114,753	0	0	14	438,492	0	0	170.4
Landstuhl Heliport	Army Active	Landstuhl	39	81,714	0	0	0	0	0	113	53.5

* US Locations that do not meet criteria of at least ten (10) Acres AND at least \$10M PRV. US Territories and Non-US Locations that do not meet criteria of at least ten (10) Acres OR at least \$10M PRV.

DEPARTMENT OF DEFENSE
Base Structure Report - As of 30 Sept 2014

SITE	COMPONENT	NAME NEAREST CITY	BUILDINGS						ACRES OWNED	TOTAL ACRES	PRV (\$M)
			OWNED		LEASED		OTHER				
			COUNT	SQFT	COUNT	SQFT	COUNT	SQFT			
Landstuhl Hospital	Army Active	Landstuhl	96	250,053	0	0	72	1,477,751	0	165	868.4
Landstuhl Maintenance Site	Air Force Active	Landstuhl	37	155,886	0	0	3	8,883	0	0	48.7
Landstuhl Maintenance Site 2	Air Force Active	Landstuhl	8	34,410	0	0	5	15,964	0	0	21.5
Ledward Barracks	Army Active	Schweinfurt	0	0	0	0	0	0	0	161	0.0
Mainz	Army Active	Mainz	0	0	1	1,967	0	0	0	120	0.6
Mainz-Kastel Station	Army Active	Wiesbaden	21	24,314	0	0	29	763,961	0	58	215.9
Mark Twain Village Family Housing	Army Active	Heidelberg	0	0	0	0	0	0	0	61	0.0
McCully Barracks	Army Active	Wackernheim	30	171,253	0	0	32	347,640	0	74	169.8
Miesau	Army Active	Miesau	0	0	0	0	0	0	0	7	12.0
Miesau Ammo Depot	Army Active	Miesau	118	839,837	0	0	495	1,514,801	0	2,326	747.2
Moehringen Family Housing	Army Active	Stuttgart	1	80	0	0	34	402,416	0	32	74.7
Nathan Hale Qm Area	Army Active	Darmstadt	0	0	0	0	0	0	1	39	0.0
Oberammergau NATO School	Army Active	Garmisch	3	1,827	0	0	4	43,010	0	0	14.5
Oberdachstetten Training Area	Army Active	Ansbach	24	28,449	0	0	77	252,327	0	884	111.6
Oberweis Annex	Air Force Active	Trier	5	2,676	0	0	10	56,772	0	74	30.1
Oftersheim Small Arms Range	Army Active	Heidelberg	0	0	0	0	0	0	0	35	0.0
Panzer Kaserne	Army Active	Stuttgart	21	220,953	0	0	38	1,229,703	2	111	456.8
Panzer Kaserne	Army Active	Kaiserlautern	5	1,212	0	0	10	303,670	0	19	110.1
Patch Barracks	Army Active	Stuttgart	37	389,182	0	0	38	1,162,909	1	110	532.4
Patrick Henry Village Family Housing	Army Active	Heidelberg	0	0	0	0	0	0	0	250	0.0
Patton Barracks	Army Active	Heidelberg	12	33,086	0	0	0	0	0	37	0.0
Pfeffelbach	Army Active	Pfeffelbach	1	78	0	0	2	16,896	0	58	23.8
Pulaski Barracks	Army Active	Kaiserlautern	40	72,469	0	0	33	203,479	0	131	110.7
Ramstein AB	Air Force Active	Ramstein	475	4,056,425	0	0	366	5,655,378	0	0	4,398.7
Ramstein Storage Annex	Air Force Active	Weilerbach	15	184,681	0	0	3	50,694	0	0	61.6
Rheinblick Rec Annex	Army Active	Wiesbaden	6	14,002	0	0	2	14,052	0	175	14.5
Rhine Ordnance Barracks	Army Active	Kaiserlautern	129	452,684	0	0	846	1,908,942	0	3,037	839.6
Robinson Barracks	Army Active	Stuttgart	4	86,810	0	0	4	19,180	1	24	30.5
Robinson-Grenadier Family Housing	Army Active	Stuttgart	2	515	0	0	52	1,396,782	0	124	326.9
Rottershausen Ammo Stor Area	Army Active	Schweinfurt	0	0	0	0	0	0	0	186	0.0
Sambach AFN Fac	Army Active	Sembach	0	0	0	0	3	1,999	0	10	1.0
Schweinfurt Training Areas	Army Active	Schweinfurt	0	0	0	0	0	0	0	10,803	0.0
Schwetzingen Training Area	Army Active	Schwetzingen	0	0	0	0	0	0	0	277	0.0

* US Locations that do not meet criteria of at least ten (10) Acres AND at least \$10M PRV. US Territories and Non-US Locations that do not meet criteria of at least ten (10) Acres OR at least \$10M PRV.

DEPARTMENT OF DEFENSE
Base Structure Report - As of 30 Sept 2014

SITE	COMPONENT	NAME NEAREST CITY	BUILDINGS						ACRES OWNED	TOTAL ACRES	PRV (\$M)
			OWNED		LEASED		OTHER				
			COUNT	SQFT	COUNT	SQFT	COUNT	SQFT			
Sembach Admin Annex	Army Active	Sembach	41	575,447	0	0	79	1,745,251	0	279	637.3
Sheridan Barracks	Army Active	Garmisch	4	301,899	0	0	11	401,133	0	29	180.7
Shipton Kaserne	Army Active	Ansbach	90	519,743	0	0	23	246,582	0	388	215.9
Siegenburg Air Range	Air Force Active	Landshut	3	2,650	0	0	5	7,756	0	681	7.0
Smith Barracks	Army Active	Baumholder	187	524,224	0	0	194	3,103,750	0	0	1,418.4
South Camp Vilseck	Army Active	Vilseck	569	4,135,147	0	0	136	1,330,063	0	2,193	1,807.1
Spangdahlem AB	Air Force Active	Spangdahlem	378	1,839,597	0	0	214	2,113,211	0	1,617	2,196.5
Spangdahlem Waste Annex	Air Force Active	Spangdahlem	2	2,586	0	0	2	4,105	0	3	51.3
Spinelli Barracks	Army Active	Mannheim	0	0	0	0	1	13,492	0	198	6.3
Steuben & Weicht Vil Family Housing	Army Active	Stuttgart	2	782	0	0	54	558,917	0	48	111.5
Storck Barracks	Army Active	Illesheim	53	175,589	0	0	97	1,874,503	0	442	662.7
Stuttgart Dependent School	Army Active	Stuttgart	1	301	0	0	4	167,796	0	11	51.3
Sullivan Barracks	Army Active	Mannheim	28	153,650	0	0	51	931,535	0	111	360.2
Sulzheim Training Area	Army Active	Schweinfurt	0	0	0	0	0	0	0	145	0.0
Taylor Barracks	Army Active	Mannheim	0	0	0	0	0	0	0	113	0.0
Tompkins Barracks	Army Active	Schwetzingen	0	0	0	0	1	408	0	88	0.1
Vilseck	Army Active	Vilseck	0	0	141	679,741	0	0	0	31	115.3
Vogelweh FH Annex	Air Force Active	Kaiserlautern	184	987,521	0	0	108	2,462,746	0	631	978.1
Wackernhm-Schwabenwaeldchen TA	Army Active	Wackernheim	8	2,321	0	0	6	2,556	0	23	5.6
Warner Barracks	Army Active	Bamberg	193	298,950	0	0	121	2,582,150	0	209	983.9
Warner Barracks Family Housing	Army Active	Bamberg	4	746	0	0	13	337,013	0	13	70.9
Weilimdorf Warehouse	Army Active	Stuttgart	0	0	0	0	2	61,758	0	4	13.1
Weisskirchen AFN Trans Fac	Army Active	Weisskirchen	0	0	0	0	6	13,519	0	18	42.8
Wetzel Family Housing	Army Active	Baumholder	9	31,210	0	0	35	1,243,923	0	0	256.8
Wetzel Kaserne	Army Active	Baumholder	20	102,918	0	0	8	98,333	0	0	81.7
Wiesbaden Army Airfield	Army Active	Wiesbaden	421	1,438,185	0	0	115	2,130,939	0	638	1,114.9
Wiesbaden Recreation Center	Army Active	Wiesbaden	4	6,758	0	0	1	1,342	0	26	5.5
* OTHER SITE(S) : 39			21	92,030	35	96,840	34	160,333	2	116	111.2
Germany Total:			6,189	28,873,522	2,760	8,294,836	5,876	71,961,471	199	137,360	40,521.4
Greece											
NATO Ordnance Area	Navy Active	Soudha Bay	1	216	0	0	15	126,284	0	0	49.5
NSA Souda Bay	Navy Active	Soudha Bay	53	441,501	0	0	0	0	0	101	271.5

* US Locations that do not meet criteria of at least ten (10) Acres AND at least \$10M PRV. US Territories and Non-US Locations that do not meet criteria of at least ten (10) Acres OR at least \$10M PRV.

DEPARTMENT OF DEFENSE
Base Structure Report - As of 30 Sept 2014

SITE	COMPONENT	NAME NEAREST CITY	BUILDINGS						ACRES OWNED	TOTAL ACRES	PRV (\$M)
			OWNED		LEASED		OTHER				
			COUNT	SQFT	COUNT	SQFT	COUNT	SQFT			
NSA Souda Bay Marathi Pier Area	Navy Active	Soudha Bay	10	14,925	0	0	0	0	0	0	15.7
NSA Souda Bay NAMFI Compound	Navy Active	Soudha Bay	8	38,754	0	0	0	0	0	0	10.4
* OTHER SITE(S) : 2			0	0	1	2,821	4	20,157	0	0	3.6
Greece Total:			72	495,396	1	2,821	19	146,441	0	101	350.6
<u>Greenland</u>											
Thule AB	Air Force Active	Thule	194	2,251,298	0	0	0	0	0	233,034	3,267.0
Greenland Total:			194	2,251,298	0	0	0	0	0	233,034	3,267.0
<u>Guantanamo Bay</u>											
NS Guantanamo Bay	Navy Active	Guantanamo Bay	1,349	6,020,012	0	0	7	10,040	0	28,817	3,695.1
Guantanamo Bay Total:			1,349	6,020,012	0	0	7	10,040	0	28,817	3,695.1
<u>Honduras</u>											
* OTHER SITE(S) : 1			144	267,786	0	0	0	0	0	0	207.2
Honduras Total:			144	267,786	0	0	0	0	0	0	207.2
<u>Hong Kong</u>											
* OTHER SITE(S) : 1			0	0	1	4,922	0	0	0	0	2.4
Hong Kong Total:			0	0	1	4,922	0	0	0	0	2.4
<u>Iceland</u>											
Grindavik, Iceland	Navy Active	Grindavik	7	18,421	0	0	0	0	0	1,049	34.0
Iceland Total:			7	18,421	0	0	0	0	0	1,049	34.0
<u>Italy</u>											
Augusta Bay	Navy Active	Catania	5	55,884	0	0	0	0	0	0	46.5
Aviano AB	Air Force Active	Aviano	109	804,157	0	0	96	1,577,641	0	1,200	1,717.0
Aviano Administration Annex Group HQ	Air Force Active	Aviano	6	6,006	0	0	5	40,554	0	8	21.6
Aviano Ammunition Storage Annex	Air Force Active	Aviano	3	6,673	0	0	32	94,975	0	47	45.0
Aviano Bachelor Housing Annex 1	Air Force Active	Aviano	15	147,822	0	0	6	475,732	0	39	318.5
Aviano Bachelor Housing Annex 2	Air Force Active	Aviano	7	217,208	0	0	9	82,949	0	13	117.3
Aviano FH Annex 5	Air Force Active	Aviano	0	0	23	68,235	0	0	0	0	17.5
Aviano Maintenance Annex	Air Force Active	Aviano	6	4,618	0	0	7	111,343	0	7	33.7

* US Locations that do not meet criteria of at least ten (10) Acres AND at least \$10M PRV. US Territories and Non-US Locations that do not meet criteria of at least ten (10) Acres OR at least \$10M PRV.

DEPARTMENT OF DEFENSE
Base Structure Report - As of 30 Sept 2014

SITE	COMPONENT	NAME NEAREST CITY	BUILDINGS						ACRES OWNED	TOTAL ACRES	PRV (\$M)
			OWNED		LEASED		OTHER				
			COUNT	SQFT	COUNT	SQFT	COUNT	SQFT			
Aviano Storage Annex	Air Force Active	Aviano	0	0	2	94,440	0	0	0	6	17.2
Camp Darby	Army Active	Tirrenia	147	624,575	0	0	1	25,269	0	159	345.3
Camp Ederle	Army Active	Vicenza	193	1,591,347	8	70,213	43	427,070	0	147	1,109.9
Carney Park	Navy Active	Naples	23	21,341	4	10,430	0	0	0	53	27.9
Del Din	Army Active	Vicenza	43	979,643	0	0	9	203,866	0	153	518.0
Ghedi Radio Relay Site	Air Force Active	Brescia	11	28,676	0	0	4	27,369	0	1	22.7
Lago Patria	Navy Active	Naples	9	14,215	0	0	1	6,487	0	3	11.5
Livorno	Army Active	Livorno	0	0	33	165,442	0	0	0	0	37.5
Livorno Supply and Maint Area	Army Active	Livorno	128	1,239,422	0	0	0	0	0	277	542.3
Livorno Training Area	Army Active	Livorno	5	5,727	0	0	0	0	0	50	8.6
Longare Communications Site	Army Active	Vicenza	6	7,741	0	0	27	72,952	0	52	48.9
NAS 1 Support Area	Navy Active	Catania	60	1,124,179	1	67,800	0	0	0	10	525.3
NAS Pensacola Transmitter Site	Navy Active	Sigonella Sicily	11	33,742	0	0	0	0	0	0	28.9
NAS Sigonella	Navy Active	Sigonella Sicily	168	1,636,460	0	0	4	19,865	0	316	904.8
NAS Sigonella Belpasso Hsg	Navy Active	Catania	1	11,646	149	952,535	0	0	0	104	261.6
NATO Ordnance Facility	Navy Active	Sigonella Sicily	37	87,480	0	0	0	0	0	172	54.5
NAVSUPPACT NAPLES IT	Navy Active	Naples	73	1,334,304	0	0	0	0	0	58	579.4
NSA Naples Support Site	Navy Active	Naples	2	200,349	161	3,283,218	0	0	0	228	1,096.0
NSA Naples Various Location Housing	Navy Active	Naples	0	0	3	26,833	0	0	0	0	6.9
Pisa Ammo Storage Area	Army Active	Pisa	220	544,695	0	0	1	8,445	0	2,093	264.7
San Vito Dei Normanni AS	Air Force Active	San Vito Normanni	2	3,800	0	0	0	0	0	25	4.0
Vicenza	Army Active	Vicenza	1	1,431	145	1,319,885	3	9,902	0	5	304.4
Vicenza Basic Load Storage Area	Army Active	Vicenza	16	28,010	0	0	0	0	0	34	15.9
Vicenza Family Housing	Army Active	Vicenza	215	690,372	0	0	1	2,793	0	82	231.9
* OTHER SITE(S) : 18			15	22,869	9	122,801	9	31,533	0	41	55.1
Italy Total:			1,537	11,474,393	538	6,181,833	258	3,218,745	0	5,384	9,340.3
Japan											
Akasaka Press Center	Army Active	Tokyo	6	507	0	0	5	162,032	0	7	44.0
Akasaki POL Dep	Navy Active	Sasebo	45	109,920	0	0	43	187,737	0	182	580.0
Akizuki Ammunition Depot	Army Active	Akizuki	16	4,842	0	0	50	407,615	0	138	176.5
Awase	Navy Active	Kadena Air Base Okinawa	7	12,856	0	0	0	0	0	118	20.9
Azuma	Navy Active	Yokosuka	41	54,344	0	0	40	149,214	0	2,280	554.5

* US Locations that do not meet criteria of at least ten (10) Acres AND at least \$10M PRV. US Territories and Non-US Locations that do not meet criteria of at least ten (10) Acres OR at least \$10M PRV.

DEPARTMENT OF DEFENSE
Base Structure Report - As of 30 Sept 2014

SITE	COMPONENT	NAME NEAREST CITY	BUILDINGS						ACRES OWNED	TOTAL ACRES	PRV (\$M)
			OWNED		LEASED		OTHER				
			COUNT	SQFT	COUNT	SQFT	COUNT	SQFT			
Camp Courtney	Marine Corps Active	Tengan	87	311,446	0	0	117	1,779,958	0	331	854.5
Camp Courtney FH Annex	Air Force Active	Camp Courtney Okinawa N	75	1,137,509	0	0	0	0	65	65	365.5
Camp Foster	Marine Corps Active	Zukeran	1,003	2,703,341	0	0	330	5,718,579	0	1,472	3,604.9
Camp Foster FH Annex	Air Force Active	Camp Foster Okinawa	732	2,669,219	0	0	0	0	453	453	942.0
Camp Fuji Japan	Marine Corps Active	Camp Fuji	42	70,889	0	0	47	543,287	0	33,379	314.3
Camp Gonsalves	Marine Corps Active	Henoko Okinawa	20	13,624	0	0	2	27,516	0	19,334	26.5
Camp Hansen	Marine Corps Active	Onna Okinawa	139	643,322	0	0	164	2,938,698	0	12,303	1,771.1
Camp Kinser	Air Force Active	Makiminato Okinawa	43	2,266,584	0	0	0	0	135	135	692.8
Camp Kinser	Marine Corps Active	Makiminato Okinawa	160	3,336,033	0	0	119	3,360,945	0	675	2,294.1
Camp Kuwae FH Annex	Air Force Active	Chatan Okinawa	157	577,425	0	0	0	0	70	70	187.2
Camp Lester	Marine Corps Active	Chatan Okinawa	165	650,067	0	0	75	528,935	0	167	631.3
Camp McTureous	Marine Corps Active	Tengan	7	93,335	0	0	91	735,014	0	94	391.5
Camp McTureous FH Annex	Air Force Active	Camp Courtney Okinawa N	80	678,732	0	0	0	0	64	64	214.6
Camp Schwab	Marine Corps Active	Henoko Okinawa	107	358,489	0	0	60	1,524,760	0	5,397	939.7
Camp Shields	Navy Active	Camp Shields-Okinawa	34	149,787	0	0	18	360,267	0	88	231.2
Camp Shields FH Annex	Air Force Active	Camp Shields-Okinawa	8	7,091	0	0	89	562,501	89	89	255.2
Camp Zama	Army Active	Sagamihara	136	557,041	0	0	230	2,647,074	0	578	1,127.0
Camp Zama Communications Station	Air Force Active	Zama	0	0	0	0	4	13,721	0	1	13.6
Chitose Administration Annex	Air Force Active	Chitose	9	45,306	0	0	0	0	0	1,067	42.6
COMFLEACT Kadena Okinawa	Navy Active	Kadena Air Base Okinawa	122	732,619	0	0	1	26,508	0	120	384.2
COMFLEACT Sasebo	Navy Active	Sasebo	82	129,796	0	0	173	2,134,035	0	7,733	1,334.9
COMFLEACT Yokosuka	Navy Active	Yokosuka	268	499,175	0	0	507	10,910,650	0	620	7,432.1
Draughon Training Range	Air Force Active	Misawa AFB	3	4,644	0	0	5	13,453	0	1,889	22.4
Drydock Area-5030	Navy Active	Sasebo	1	506	0	0	12	19,893	0	0	313.7
Hachinohe POL Dep	Navy Active	Hachinohe	9	7,293	0	0	12	10,252	0	46	187.7

* US Locations that do not meet criteria of at least ten (10) Acres AND at least \$10M PRV. US Territories and Non-US Locations that do not meet criteria of at least ten (10) Acres OR at least \$10M PRV.

DEPARTMENT OF DEFENSE
Base Structure Report - As of 30 Sept 2014

SITE	COMPONENT	NAME NEAREST CITY	BUILDINGS						ACRES OWNED	TOTAL ACRES	PRV (\$M)
			OWNED		LEASED		OTHER				
			COUNT	SQFT	COUNT	SQFT	COUNT	SQFT			
Hario Housing Area	Navy Active	Sasebo	27	10,725	0	0	76	1,193,516	0	87	471.4
Hario Shima Ammo	Navy Active	Sasebo	29	45,643	0	0	15	62,992	0	487	121.7
Hiro Ammunition Depot	Army Active	Kure	12	8,639	0	0	11	113,449	0	88	49.4
Idesuna Jima Air Range	Air Force Active	Okinawa Island	0	0	0	0	0	0	61	61	0.0
Ie Jima Aux Airfield	Marine Corps Active	Henoko Okinawa	13	26,201	0	0	5	9,729	0	1,981	31.3
Ikego Housing Area	Navy Active	Ikego	38	43,696	0	0	135	2,185,852	0	714	943.9
Iorizaki POL Dep	Navy Active	Sasebo	5	154	0	0	4	7,744	0	56	282.3
Itazuke Auxiliary Airfield	Air Force Active	Fukuoka	0	0	0	0	1	30,873	0	6	20.0
Iwo Jima-3181	Navy Active	Iwo Jima Island	0	0	0	0	46	331,070	0	243	367.9
Kachin Hanto Area	Army Active	Kachin Hanto	10	2,589	0	0	6	9,767	0	84	71.9
Kadena AB	Air Force Active	Kadena Air Base Okinawa	1,363	5,435,527	0	0	745	8,125,297	4,906	4,906	7,508.6
Kadena Ammo Storage Annex	Air Force Active	Kadena Air Base Okinawa	333	1,626,868	0	0	83	612,518	6,077	6,077	1,171.3
Kami Seya	Navy Active	Kami Seya	92	304,609	0	0	13	137,004	0	587	239.6
Kawakami Ammunition Depot	Army Active	Higashi-Hiroshima	71	117,018	0	0	47	229,255	0	644	188.3
Kin Blue Beach - 6020	Marine Corps Active	Onna Okinawa	0	0	0	0	0	0	0	94	2.1
Kisarazu-JGSDF	Navy Active	Kisarazu	9	12,533	0	0	23	327,360	0	513	316.3
Kobi Sho Range-6084	Navy Active	Okinawa Island	0	0	0	0	0	0	0	216	0.0
Koshiba POL Dep-3113	Navy Active	Yokohama	0	0	0	0	0	0	0	326	0.0
Kure Pier 6	Army Active	Kure	8	4,047	0	0	9	61,898	0	4	26.9
Maebata	Navy Active	Sasebo	39	60,704	0	0	43	288,076	0	144	181.2
MCAS Futenma	Marine Corps Active	Futemma Okinawa	221	1,093,242	0	0	53	867,818	0	1,188	1,154.7
MCAS Iwakuni	Marine Corps Active	Iwakuni	153	634,820	0	0	399	5,534,092	0	7,117	3,599.2
MCB Camp S D Butler ASP	Marine Corps Active	Koza	0	0	0	0	3	21,055	0	491	65.6
Misawa AB	Air Force Active	Misawa AFB	163	980,111	0	0	554	7,586,932	0	3,864	6,125.8
Momote Annex	Air Force Active	Unknown	0	0	0	0	3	2,976	0	30	5.0
NAF Atsugi	Navy Active	Atsugi	264	546,969	0	0	282	3,820,141	0	1,237	2,221.7
NAF Misawa	Navy Active	Misawa AFB	74	913,849	0	0	6	3,048	27	27	408.7
Nagasaka Rifle Range	Navy Active	Yokosuka	0	0	0	0	0	0	0	26	0.0
Naha Port	Army Active	Naha	54	330,228	0	0	4	26,831	0	139	211.0
Negishi Dh Area	Navy Active	Yokohama	63	20,531	0	0	237	728,869	0	118	428.7

* US Locations that do not meet criteria of at least ten (10) Acres AND at least \$10M PRV. US Territories and Non-US Locations that do not meet criteria of at least ten (10) Acres OR at least \$10M PRV.

DEPARTMENT OF DEFENSE
Base Structure Report - As of 30 Sept 2014

SITE	COMPONENT	NAME NEAREST CITY	BUILDINGS						ACRES OWNED	TOTAL ACRES	PRV (\$M)
			OWNED		LEASED		OTHER				
			COUNT	SQFT	COUNT	SQFT	COUNT	SQFT			
Okidaito Jima Rng-6088	Navy Active	Okinawa Island	0	0	0	0	0	0	0	283	0.0
Okuma Recreation Annex	Air Force Active	Okuma Okinawa	45	62,537	0	0	2	14,068	135	135	58.1
Owada Communications Station	Air Force Active	Owada	0	0	0	0	1	21,152	0	328	22.4
POL Facilities	Army Active	Yomitan-San	42	32,472	0	0	28	32,405	50	347	311.0
Sagami General Depot	Army Active	Sagamihara	146	131,710	0	0	124	3,334,806	0	528	911.2
Sagamihara FH Area	Army Active	Sagamihara	265	60,075	0	0	233	1,028,870	0	149	277.1
Sakibe	Navy Active	Sasebo	7	21,291	0	0	1	8,061	0	32	15.7
Sanno Hotel Tokyo-3185	Navy Active	Tokyo	2	783	0	0	1	203,405	0	2	87.3
Sekibi Sho Range-6085	Navy Active	Okinawa Island	0	0	0	0	0	0	0	10	0.0
Tama Service Annex	Air Force Active	Tana	13	12,306	0	0	38	101,449	0	483	79.0
Tengan Pier-6028	Navy Active	Tengan	5	5,867	0	0	0	0	0	8	68.1
Tokorozawa Transmitter Site	Air Force Active	Tokorosana	7	59,913	0	0	0	0	0	320	119.7
Tori Shima Air Range	Air Force Active	Okinawa Island	0	0	0	0	0	0	10	10	0.0
Torii Station	Army Active	Yomitan-San	138	499,657	0	0	33	343,344	28	505	310.7
Tsurumi POL Dep	Navy Active	Yokohama	21	11,349	0	0	20	56,841	0	48	175.3
Ulibaru	Marine Corps Active	White Beach Nav Inst	0	0	0	0	0	0	0	63	0.0
Urago Ordinance	Navy Active	Yokosuka	13	18,895	0	0	30	181,103	0	61	151.3
White Beach	Navy Active	White Beach Nav Inst	70	161,504	0	0	11	142,285	0	290	243.3
Yokohama No Dock	Navy Active	Yokohama	8	83,724	0	0	9	269,242	0	9	104.2
Yokohama North Dock	Army Active	Yokohama	19	12,726	0	0	58	561,360	0	121	362.2
Yokose POL Dep	Navy Active	Sasebo	10	2,143	0	0	27	142,337	0	168	595.9
Yokota AB	Air Force Active	Yokota AFB	102	528,863	0	0	595	9,468,982	0	1,750	5,741.9
* OTHER SITE(S) : 34			24	44,215	4	30,863	19	58,092	14	49	73.8
Japan Total:			7,582	31,794,473	4	30,863	6,227	83,048,608	12,183	126,146	61,873.0
Kenya											
NSA Bahrain - Kenya	Navy Active	Mombasa	6	19,770	0	0	0	0	0	0	41.8
Kenya Total:			6	19,770	0	0	0	0	0	0	41.8
Kuwait											
* OTHER SITE(S) : 1			0	0	0	0	3	19,363	0	0	1.9
Kuwait Total:			0	0	0	0	3	19,363	0	0	1.9
Netherlands											

* US Locations that do not meet criteria of at least ten (10) Acres AND at least \$10M PRV. US Territories and Non-US Locations that do not meet criteria of at least ten (10) Acres OR at least \$10M PRV.

DEPARTMENT OF DEFENSE
Base Structure Report - As of 30 Sept 2014

SITE	COMPONENT	NAME NEAREST CITY	BUILDINGS						ACRES OWNED	TOTAL ACRES	PRV (\$M)
			OWNED		LEASED		OTHER				
			COUNT	SQFT	COUNT	SQFT	COUNT	SQFT			
Hendrik Mine	Army Active	Brunssum	4	4,222	0	0	8	628,571	0	0	103.7
Schinnen	Army Active	Schinnen	0	0	117	173,564	0	0	0	0	30.7
Schinnen Emma Mine	Army Active	Schinnen	39	94,638	14	143,150	0	0	0	24	66.2
* OTHER SITE(S) : 5			5	25,064	8	13,268	1	0	0	2	16.4
Netherlands Total:			48	123,924	139	329,982	9	628,571	0	26	217.1
<u>Netherlands Antilles</u>											
Davis-Monthan AFB (Curacao)	Air Force Active	Curacao	17	91,884	0	0	0	0	0	42	48.1
Netherlands Antilles Total:			17	91,884	0	0	0	0	0	42	48.1
<u>Norway</u>											
Stavanger Admin Office	Air Force Active	Stavanger	1	4,550	0	0	2	21,836	0	0	14.2
* OTHER SITE(S) : 1			0	0	1	3,628	0	0	0	0	1.5
Norway Total:			1	4,550	1	3,628	2	21,836	0	0	15.7
<u>Oman</u>											
Masirah Island Mpt Site 1	Air Force Active	Unknown	0	0	0	0	0	0	0	3,000	0.0
SEEB MPT Site 1	Air Force Active	Seeb	1	21,744	0	0	21	243,344	0	3,000	118.9
Thumrait MAP	Air Force Active	Unknown	0	0	0	0	0	0	0	3,000	0.0
* OTHER SITE(S) : 1			8	32,927	0	0	0	0	0	0	10.8
Oman Total:			9	54,671	0	0	21	243,344	0	9,000	129.7
<u>Peru</u>											
Naval Medical Research Center Det Lima Peru	Navy Active	Lima	0	0	0	0	2	32,889	0	0	12.0
* OTHER SITE(S) : 1			1	923	0	0	2	4,757	0	0	2.2
Peru Total:			1	923	0	0	4	37,646	0	0	14.2
<u>Portugal</u>											
Agualva Munitions Storage Annex	Air Force Active	Lajes Field	0	0	0	0	0	0	0	68	1.2
Caldeira Ammunition Storage Area	Air Force Active	Lajes Field	3	6,331	0	0	0	0	0	29	3.6
Cinco Picos Globecom Annex	Air Force Active	Lajes Field	2	2,567	0	0	0	0	0	159	8.6
Covadascinzas Petroleum Products Stg Annex	Air Force Active	Lajes Field	0	0	0	0	0	0	0	41	11.5
Lajes Annex	Air Force Active	Lajes Field	4	1,270	0	0	0	0	0	1	22.9

* US Locations that do not meet criteria of at least ten (10) Acres AND at least \$10M PRV. US Territories and Non-US Locations that do not meet criteria of at least ten (10) Acres OR at least \$10M PRV.

DEPARTMENT OF DEFENSE
Base Structure Report - As of 30 Sept 2014

SITE	COMPONENT	NAME NEAREST CITY	BUILDINGS						ACRES OWNED	TOTAL ACRES	PRV (\$M)
			OWNED		LEASED		OTHER				
			COUNT	SQFT	COUNT	SQFT	COUNT	SQFT			
Lajes Field	Air Force Active	Lajes Field	360	2,607,795	0	0	0	0	0	973	1,436.2
Praia Da Victoria Dock Annex	Air Force Active	Lajes Field	15	19,494	0	0	0	0	0	4	38.5
Praia Da Victoria Fuel Storage Annex	Air Force Active	Lajes Field	13	7,504	0	0	0	0	0	53	66.7
Villa Nova Globecom Annex	Air Force Active	Lajes Field	1	1,748	0	0	0	0	0	99	2.1
* OTHER SITE(S) : 9			10	3,325	0	0	2	1,700	0	13	4.1
Portugal Total:			408	2,650,034	0	0	2	1,700	0	1,440	1,595.4
Romania											
Mihail Kogalniceanu Airfield	Army Active	Unknown	8	62,794	0	0	0	0	0	0	13.4
Mihail Kogalniceanu Main Camp	Army Active	Unknown	9	8,999	0	0	72	295,276	0	0	74.5
NAVSUPPFAC ROMANIA	Navy Active	Unknown	0	0	0	0	0	0	0	438	0.0
* OTHER SITE(S) : 1			1	311	0	0	0	0	0	0	0.1
Romania Total:			18	72,104	0	0	72	295,276	0	438	88.0
Saint Helena											
Ascension Auxilliary Airfield	Air Force Active	Ascension Island	128	408,457	0	0	0	0	0	3,463	309.8
Saint Helena Total:			128	408,457	0	0	0	0	0	3,463	309.8
Singapore											
Singapore Area Coordinator	Navy Active	Singapore	0	0	95	571,564	67	426,288	0	0	237.7
* OTHER SITE(S) : 1			0	0	0	0	1	190	0	0	0.1
Singapore Total:			0	0	95	571,564	68	426,478	0	0	237.7
South Korea											
Bayonet Training Area	Army Active	Unknown	0	0	0	0	0	0	0	248	0.0
Camp Ames	Army Active	Unknown	10	19,146	0	0	0	0	0	20	4.8
Camp Carroll	Army Active	Waegwan	281	2,873,488	0	0	50	918,549	0	495	844.3
Camp Carroll	Navy Active	Yechon	0	0	0	0	1	75,200	0	0	12.5
Camp Casey	Army Active	Tong Du Chon	746	4,100,526	0	0	2	9,468	2	2,830	1,191.1
Camp Castle	Army Active	Tong Du Chon	65	354,990	0	0	0	0	1	51	99.8
Camp Eagle	Army Active	Wonju	69	444,544	0	0	0	0	0	113	143.7
Camp Henry	Army Active	Taegu	103	507,585	149	237,137	33	199,752	1	59	212.4
Camp Henry (Brooklyn Hill)	Army Active	Yongsan	10	3,265	0	0	0	0	0	34	2.4
Camp Henry (Dartboard Site)	Army Active	Unknown	2	1,672	0	0	0	0	0	10	1.9

* US Locations that do not meet criteria of at least ten (10) Acres AND at least \$10M PRV. US Territories and Non-US Locations that do not meet criteria of at least ten (10) Acres OR at least \$10M PRV.

DEPARTMENT OF DEFENSE
Base Structure Report - As of 30 Sept 2014

SITE	COMPONENT	NAME NEAREST CITY	BUILDINGS						ACRES OWNED	TOTAL ACRES	PRV (\$M)
			OWNED		LEASED		OTHER				
			COUNT	SQFT	COUNT	SQFT	COUNT	SQFT			
Camp Henry (Pier 8)	Army Active	Pusan	4	7,759	0	0	12	94,897	0	11	50.3
Camp Hovey	Army Active	Camp Hovey	231	1,612,955	0	0	1	25,696	0	763	426.7
Camp Humphreys	Army Active	Pyeongtack	468	7,495,963	4	379,472	3	5,403	0	2,236	1,971.7
Camp Humphreys (High Point)	Army Active	Chechon	1	668	0	0	0	0	0	10	1.4
Camp Humphreys (Richmond)	Army Active	Taejon	2	564	0	0	0	0	0	14	1.5
Camp Jackson	Army Active	Uijong Bu	54	179,622	0	0	0	0	0	406	44.5
Camp Kwangsa Ri	Army Active	Yongju	15	35,750	0	0	4	8,000	0	31	11.8
Camp Long	Army Active	Wonju	124	307,974	0	0	3	6,260	0	84	98.0
Camp Market	Army Active	Inchon	70	588,144	0	0	39	581,229	0	119	208.1
Camp Mu Juk	Marine Corps Active	Pohang	27	150,389	0	0	24	146,157	0	88	78.6
Camp Red Cloud	Army Active	Uijong Bu	263	1,415,271	0	0	0	0	0	207	388.1
Camp Red Cloud (Bullseye 01)	Army Active	Yongchon	99	264,375	0	0	0	0	0	2,204	87.3
Camp Red Cloud (Bullseye 02)	Army Active	Paju	0	0	0	0	0	0	0	255	0.9
Camp Red Cloud Communications Site	Air Force Active	Uijong Bu	0	0	0	0	8	70,522	0	4	20.9
Camp Stanley	Army Active	Uijong Bu	324	1,603,767	0	0	0	0	0	605	430.5
Camp Walker	Army Active	Taegu	224	1,138,467	0	0	0	0	1	195	306.9
Camp Yongin	Army Active	Yongin	8	46,063	0	0	3	9,398	0	8	16.1
Chang San	Army Active	Pusan	10	4,710	0	0	0	0	2	26	2.9
DRMO APO	Army Active	Kimchon	7	126,524	0	0	0	0	24	24	20.9
Far East Dist Engr	Army Active	Seoul	36	112,541	0	0	14	76,982	0	11	49.6
Fleet Activities Chinhae	Navy Active	Chinhae	117	375,471	0	0	0	0	0	91	107.4
Gun Training Area	Army Active	Unknown	0	0	0	0	0	0	0	123	0.0
H220 Heliport	Army Active	Tong Du Chon	53	236,593	0	0	0	0	0	52	55.3
K-16 AB	Army Active	Songnam	58	374,958	1	140,657	18	268,804	0	205	214.9
Kamaksan ASA	Army Active	Unknown	9	6,544	0	0	0	0	0	48	3.2
Kimhae Storage Annex	Air Force Active	Kimhae	38	363,498	0	0	1	51,333	0	86	93.8
Kunsan AB	Air Force Active	Kunsan	362	2,826,047	0	0	29	637,212	0	0	1,588.5
Kunsan POL Terminal Site	Army Active	Kunsan	4	5,828	0	0	0	0	0	17	18.4
Kwang-Ju AB	Air Force Active	Kwangju	100	629,243	0	0	1	20,000	0	313	278.3
Madison Site	Army Active	Unknown	14	8,438	0	0	0	0	0	22	7.3
Masan Ammunition Depot	Army Active	Masan	14	45,489	0	0	0	0	0	464	13.7
Niblo Barracks	Army Active	Seoul	16	29,204	0	0	2	6,345	0	7	11.2
Osan AFB	Air Force Active	Osan AFB	398	5,751,887	0	0	57	1,036,273	0	1,523	2,660.3

* US Locations that do not meet criteria of at least ten (10) Acres AND at least \$10M PRV. US Territories and Non-US Locations that do not meet criteria of at least ten (10) Acres OR at least \$10M PRV.

DEPARTMENT OF DEFENSE
Base Structure Report - As of 30 Sept 2014

SITE	COMPONENT	NAME NEAREST CITY	BUILDINGS						ACRES OWNED	TOTAL ACRES	PRV (\$M)
			OWNED		LEASED		OTHER				
			COUNT	SQFT	COUNT	SQFT	COUNT	SQFT			
Osan Ni Ammunition Storage Annex	Air Force Active	Osan	21	74,502	0	0	0	0	0	603	28.8
Osan Site 2	Air Force Active	Osan AFB	3	1,495	0	0	0	0	0	59	12.0
Osan Site 3	Air Force Active	Osan AFB	0	0	0	0	0	0	0	445	1.7
Pil-Sung Air Range	Air Force Active	Pil-Sung	10	18,560	0	0	2	24,676	0	27	14.4
Pohang	Navy Active	Pohang	14	91,933	0	0	55	137,325	0	3	130.5
Pusan Storage Facility	Army Active	Pusan	67	393,020	0	0	7	14,406	0	66	83.1
Pyongtaek Cpx Area	Army Active	Pyong Taek	4	4,432	0	0	0	0	0	7,640	5.0
ROK Navy Base	Navy Active	Chinhae	2	16,060	0	0	0	0	0	0	65.1
Shinbuk Relay	Army Active	Unknown	5	5,024	0	0	0	0	0	13	8.9
Sungnam Golf Course	Army Active	Songnam	3	1,731	0	0	10	59,378	0	230	22.5
Suwon AB	Air Force Active	Suwon	40	128,897	0	0	63	589,118	0	267	397.6
Taegu AB	Air Force Active	Taegu	140	740,043	0	0	1	18,765	0	696	337.3
Tango	Army Active	Songnam	33	185,423	0	0	11	78,706	0	241	79.0
Watkins Range	Army Active	Unknown	0	0	0	0	0	0	0	13	0.0
Yechon	Navy Active	Yechon	2	244	0	0	32	78,976	0	0	87.3
Yong Pyong	Army Active	Yong Pyong	110	256,791	0	0	0	0	0	3,346	126.7
Yongsan Garrison	Army Active	Seoul	802	4,866,582	50	1,337,456	197	1,104,466	0	625	1,916.8
Yongsan Garrison	Navy Active	Yongsan	17	61,231	0	0	0	0	0	0	15.5
* OTHER SITE(S) : 21			102	161,582	0	0	17	88,058	6	57	65.2
South Korea Total:			5,811	41,057,472	204	2,094,722	700	6,441,354	37	28,442	15,179.6
Spain											
Moron AB	Air Force Active	Moran AB	160	837,338	0	0	0	0	0	2,808	776.7
NS Rota	Navy Active	Rota	862	4,033,115	0	0	0	0	0	5,962	2,464.1
* OTHER SITE(S) : 2			1	2,596	0	0	1	6,335	0	1	3.3
Spain Total:			1,023	4,873,049	0	0	1	6,335	0	8,771	3,244.0
Turkey											
Ankara Administration Office	Air Force Active	Ankara	23	149,014	0	0	0	0	14	14	45.9
Batman AB	Air Force Active	Batman	0	0	0	0	13	28,176	0	0	19.7
Cigli AB	Air Force Active	Izmir	0	0	0	0	19	148,127	0	0	32.7
Incirlik AB	Air Force Active	Adana	713	4,188,961	0	0	1	7,600	0	3,337	2,399.0
Izmir AS	Air Force Active	Izmir	0	0	2	49,496	0	0	0	0	12.6
Mus AB	Air Force Active	Batman	0	0	0	0	12	25,239	0	0	14.8

* US Locations that do not meet criteria of at least ten (10) Acres AND at least \$10M PRV. US Territories and Non-US Locations that do not meet criteria of at least ten (10) Acres OR at least \$10M PRV.

DEPARTMENT OF DEFENSE
Base Structure Report - As of 30 Sept 2014

SITE	COMPONENT	NAME NEAREST CITY	BUILDINGS						ACRES OWNED	TOTAL ACRES	PRV (\$M)
			OWNED		LEASED		OTHER				
			COUNT	SQFT	COUNT	SQFT	COUNT	SQFT			
Yumurtalik Petroleum Prod Storage Annex	Air Force Active	Yumurtalik	6	7,743	0	0	0	0	36	142	111.0
* OTHER SITE(S) : 8			3	15,320	2	26,909	6	96,840	1	1	24.2
Turkey Total:			745	4,361,038	4	76,405	51	305,982	51	3,494	2,659.9
United Arab Emirates											
NSA Bahrain - Fujairah Aviation Unit	Navy Active	Al Fujayrah	0	0	5	39,957	0	0	0	0	17.9
NSA Bahrain - Jebel Ali	Navy Active	Dubai	4	4,953	30	102,201	0	0	0	36	85.3
United Arab Emirates Total:			4	4,953	35	142,158	0	0	0	36	103.2
United Kingdom											
Blenheim Crescent	Air Force Active	Unknown	4	23,222	0	0	1	24,636	0	0	17.2
Eriswell FH Annex	Air Force Active	Lakenheath	0	0	103	548,459	0	0	0	62	126.2
RAF Alconbury	Air Force Active	Cambridge	169	979,047	0	0	12	192,526	0	218	399.9
RAF Barford St John Transmitter Annex	Air Force Active	Banbury	1	22,006	0	0	0	0	0	476	18.0
RAF Bicester	Air Force Active	Paynes End	255	224,320	0	0	78	101,872	0	35	79.7
RAF Croughton	Air Force Active	Northamptonshire	120	662,574	0	0	18	169,291	0	694	364.9
RAF Ely Family Housing Annex	Air Force Active	Ely	0	0	0	0	63	147,294	0	5	57.4
RAF Fairford	Air Force Active	Fairford	99	438,039	0	0	81	493,461	0	1,170	670.3
RAF Feltwell	Air Force Active	Feltwell	73	415,622	0	0	177	927,396	0	332	413.1
RAF Lakenheath	Air Force Active	Lakenheath	810	4,138,100	0	0	155	949,037	0	2,007	2,671.3
RAF Menwith Hill	Air Force Active	Harrogate	0	0	0	0	173	1,191,002	0	545	522.5
RAF Mildenhall	Air Force Active	Mildenhall	311	1,702,158	0	0	149	1,233,097	0	1,163	1,421.6
RAF Mildenhall Ammo Storage Annex	Air Force Active	Mildenhall	19	19,701	0	0	0	0	0	37	9.0
RAF Molesworth	Air Force Active	Cambridge	60	179,014	0	0	30	289,859	0	659	201.5
RAF Molesworth Storage Annex 12	Air Force Active	Cambridge	2	30,988	0	0	0	0	0	37	11.9
RAF Welford Ammo Storage Area	Air Force Active	Welford	79	237,549	0	0	192	475,817	0	806	313.8
* OTHER SITE(S) : 11			8	20,480	1	799	81	120,870	0	12	46.4
United Kingdom Total:			2,010	9,092,820	104	549,258	1,210	6,316,158	0	8,258	7,344.6
Overseas Total:			30,522	151,311,520	3,969	20,059,024	14,749	174,439,609	12,487	625,190	158,446

* US Locations that do not meet criteria of at least ten (10) Acres AND at least \$10M PRV. US Territories and Non-US Locations that do not meet criteria of at least ten (10) Acres OR at least \$10M PRV.

DEPARTMENT OF DEFENSE
Base Structure Report - As of 30 Sept 2014

SITE	COMPONENT	NAME NEAREST CITY	BUILDINGS						ACRES OWNED	TOTAL ACRES	PRV (\$M)
			OWNED		LEASED		OTHER				
			COUNT	SQFT	COUNT	SQFT	COUNT	SQFT			
		Worldwide Totals:	182,053	1,702,419,583	6,190	50,388,591	88,527	455,228,829	11,589,762	26,114,264	879,358

* US Locations that do not meet criteria of at least ten (10) Acres AND at least \$10M PRV. US Territories and Non-US Locations that do not meet criteria of at least ten (10) Acres OR at least \$10M PRV.

DEPARTMENT OF DEFENSE - Army
Base Structure Report - As of 30 Sept 2014

SITE	COMPONENT	NAME NEAREST CITY	BUILDINGS						ACRES OWNED	TOTAL ACRES	PRV (\$M)
			OWNED		LEASED		OTHER				
			COUNT	SQFT	COUNT	SQFT	COUNT	SQFT			
Alabama											
10C Stagefield	Army Active	Fort Rucker	4	5,213	0	0	0	0	180	180	14.1
Allen Stagefield	Army Active	Wiksburg	5	3,599	0	0	0	0	114	114	14.6
Anniston Army Depot	Army Active	Anniston	1,814	9,667,466	0	0	0	0	15,282	15,322	2,153.1
Brown Stagefield	Army Active	New Brockton	4	5,213	0	0	0	0	176	176	14.2
Cairns Basefield	Army Active	Daleville	64	551,442	0	0	0	0	1,326	1,326	194.2
Fort Benning	Army Active	Fort Mitchell	66	54,848	0	0	3	281	12,138	12,138	43.7
Fort McClellan	Army Active	Anniston	0	0	0	0	0	0	491	491	0.0
Fort McClellan ARNG Training Center	Army Guard	Anniston	131	861,587	0	0	0	0	276	276	181.9
Fort Rucker	Army Active	Fort Rucker	696	5,235,859	5	11,260	826	2,164,930	31,175	32,628	1,895.9
Goldberg Stagefield	Army Active	Ozark	5	6,076	0	0	0	0	101	101	13.1
Highbluff Stagefield	Army Active	Hartford	4	3,811	0	0	0	0	190	190	13.1
Hunt Stagefield	Army Active	Ozark	3	5,799	0	0	0	0	153	153	13.8
MOUT Training Site - Fort McClellan	Army Guard	Fort Mc Clellan	2	4,373	0	0	0	0	11	11	13.7
Pelham Range Training Site - Fort McClellan	Army Guard	Alexandria	111	190,796	0	0	0	0	22,245	22,245	103.9
Redstone Arsenal	Army Active	Huntsville	1,429	13,110,923	7	120,162	351	936,518	30,920	37,910	4,708.4
Shell Basefield	Army Active	Enterprise	17	58,410	0	0	0	0	296	296	43.1
Skelly Stagefield	Army Active	Kinston	3	6,113	0	0	0	0	193	193	14.7
Stinson Stagefield	Army Active	New Brockton	4	5,213	0	0	0	0	191	191	14.1
Toth Stagefield	Army Active	Dothan	3	5,039	0	0	1	220	128	128	17.8
* OTHER SITE(S) : 45			66	643,724	18	250,113	0	0	531	531	206.0
Alabama Total:			4,431	30,425,504	30	381,535	1,181	3,101,949	116,116	124,599	9,673.6
Alaska											
Fort Greely	Army Active	Delta Junction	127	1,177,330	0	0	48	393,512	7,200	7,200	1,540.6
Fort Wainwright	Army Active	Fort Wainwright	381	6,429,128	0	0	665	5,862,865	661,250	661,250	6,609.4
Gerstle River Arctic Test Site	Army Active	Fairbanks	0	0	0	0	0	0	0	26	2.0
* OTHER SITE(S) : 78			183	388,293	9	28,854	30	6,277	34	224,733	1,570.4
Alaska Total:			691	7,994,750	9	28,854	743	6,262,654	668,484	893,209	9,722.5
American Samoa											
Te O USARC	Army Reserve	Pago Pago	6	90,234	1	7,200	1	7,380	0	5	62.6
American Samoa Total:			6	90,234	1	7,200	1	7,380	0	5	62.6
Arizona											
Camp Navajo	Army Guard	Bellefont	940	3,118,643	0	0	0	0	28,345	28,345	980.2
Fort Huachuca	Army Active	Sierra Vista	576	5,454,239	0	0	173	568,719	0	15,256	2,168.5
NG Buckeye	Army Guard	Buckeye	8	100,980	0	0	0	0	0	1,481	22.0

* US Locations that do not meet criteria of at least ten (10) Acres AND at least \$10M PRV. US Territories and Non-US Locations that do not meet criteria of at least ten (10) Acres OR at least \$10M PRV.

DEPARTMENT OF DEFENSE - Army
Base Structure Report - As of 30 Sept 2014

SITE	COMPONENT	NAME NEAREST CITY	BUILDINGS						ACRES OWNED	TOTAL ACRES	PRV (\$M)
			OWNED		LEASED		OTHER				
			COUNT	SQFT	COUNT	SQFT	COUNT	SQFT			
NG Florence Military Reservation	Army Guard	Florence	16	43,654	0	0	0	0	6,495	6,495	37.4
NG Papago Military Reservation	Army Guard	Phoenix	63	639,926	0	0	0	0	0	418	178.8
Yuma Proving Ground	Army Active	Yuma	546	1,808,195	0	0	4	87,904	171,109	1,008,913	1,449.5
* OTHER SITE(S) : 13			15	171,608	3	63,310	20	74,519	1,680	50,387	79.4
Arizona Total:			2,164	11,337,245	3	63,310	197	731,142	207,628	1,111,295	4,915.9
Arkansas											
Pine Bluff Arsenal	Army Active	White Hall	935	3,658,210	0	0	0	0	13,493	13,493	1,282.6
* OTHER SITE(S) : 13			460	2,437,922	2	23,345	0	0	64,272	64,272	139.2
Arkansas Total:			1,395	6,096,132	2	23,345	0	0	77,765	77,765	1,421.8
California											
Defense Distribution Region West Sharpe Site	Army Active	French Camp	76	4,050,895	0	0	1	12,092	724	724	977.4
Defense Distribution Region West Tracy	Army Active	Tracy	73	6,292,294	1	4,850	0	0	908	908	1,429.1
Fort Hunter Liggett	Army Reserve	Jolon	312	1,332,512	0	0	1	4,386	170,103	170,103	901.0
Fort Ord	Army Active	Seaside	0	0	0	0	0	0	14,159	14,159	137.0
Military Ocean Terminal Concord	Army Active	Concord	169	415,767	0	0	0	0	6,100	6,100	581.4
Moffett Community Housing	Army Reserve	Mountain View	2	3,982	0	0	89	635,122	44	44	129.3
MTC-H Camp Roberts	Army Guard	San Miguel	514	1,988,589	0	0	0	0	42,814	42,814	987.2
NG Hammer Field	Army Guard	Fresno	3	96,227	0	0	0	0	15	15	30.3
NG Moreno Valley	Army Guard	Riverside	1	53,000	0	0	0	0	16	16	15.9
NG Sacramento Mather	Army Guard	Mather AFB	10	88,638	0	0	0	0	30	30	45.9
NG TS MD Los Alamitos	Army Guard	Los Alamitos	176	1,373,326	0	0	0	0	1,376	1,376	633.8
NTC and Fort Irwin	Army Active	Fort Irwin	673	4,151,779	2	9,000	779	3,349,266	638,461	638,534	2,716.8
Ord Military Community	Army Active	Seaside	56	584,669	0	0	898	2,162,002	836	836	636.3
Presidio Of Monterey	Army Active	Monterey	144	1,817,803	2	55,809	62	154,380	392	392	646.1
Riverbank AAP	Army Active	Modesto	117	752,415	0	0	0	0	172	172	358.0
Sacramento Army Depot	Army Active	Sacramento	0	0	0	0	0	0	48	48	0.0
Sacramento Okinawa	Army Guard	Sacramento	4	130,974	0	0	0	0	22	22	40.4
SAT COM	Army Active	San Miguel	17	45,822	2	16,500	0	0	23	23	29.8
Sierra Army Depot	Army Active	Herlong Sierra Ord-D	1,037	5,229,406	0	0	0	0	30,625	36,096	2,033.3
Silas B. Hays	Army Active	Seaside	1	369,662	0	0	0	0	24	24	116.9
* OTHER SITE(S) : 55			259	3,444,929	15	316,321	121	277,639	2,414	2,416	1,220.2
California Total:			3,644	32,222,688	22	402,480	1,951	6,594,887	909,307	914,853	13,666.4
Colorado											
Fort Carson	Army Active	Colorado Springs	951	13,615,707	2	6,072	1,636	5,688,178	137,404	137,404	5,590.3

* US Locations that do not meet criteria of at least ten (10) Acres AND at least \$10M PRV. US Territories and Non-US Locations that do not meet criteria of at least ten (10) Acres OR at least \$10M PRV.

DEPARTMENT OF DEFENSE - Army
Base Structure Report - As of 30 Sept 2014

SITE	COMPONENT	NAME NEAREST CITY	BUILDINGS						ACRES OWNED	TOTAL ACRES	PRV (\$M)
			OWNED		LEASED		OTHER				
			COUNT	SQFT	COUNT	SQFT	COUNT	SQFT			
NG Firestone	Army Guard	Longmont	7	81,949	0	0	0	0	11	11	24.5
Pueblo Chemical Depot	Army Active	Pueblo	1,094	5,377,404	0	0	0	0	23,121	23,121	1,432.8
Rocky Mountain Arsenal	Army Active	Commerce City	11	78,673	0	0	0	0	3,781	3,911	109.3
* OTHER SITE(S) : 11			61	469,105	5	74,482	0	0	0	1	209.2
Colorado Total:			2,124	19,622,838	7	80,554	1,636	5,688,178	164,317	164,447	7,366.1
Connecticut											
Middletown AFRC	Army Reserve	Middletown	4	205,130	0	0	0	0	42	42	0.0
NG AASF Windsor Locks	Army Guard	Windsor Locks	13	236,992	0	0	0	0	32	32	70.9
Stratford Army Engine Plant	Army Active	Stratford	41	1,617,959	0	0	0	0	123	123	473.0
* OTHER SITE(S) : 15			17	453,718	8	43,943	0	0	9	9	110.2
Connecticut Total:			75	2,513,799	8	43,943	0	0	206	206	654.1
Delaware											
NG River Road Training Site	Army Guard	New Castle	31	148,808	0	0	0	0	203	203	32.4
* OTHER SITE(S) : 2			9	39,859	0	0	0	0	0	0	11.8
Delaware Total:			40	188,667	0	0	0	0	203	203	44.3
District of Columbia											
Fort Lesley J McNair	Army Active	Washington, DC	69	1,414,842	0	0	0	0	107	107	385.6
Walter Reed AMC Main Post	Army Active	Washington, DC	53	4,704,864	0	0	9	41,946	113	113	1,423.2
* OTHER SITE(S) : 1			3	6,405	0	0	0	0	16	16	1.9
District of Columbia Total:			125	6,126,111	0	0	9	41,946	236	236	1,810.6
Florida											
Destin Moreno Point	Army Active	Destin	22	59,215	0	0	0	0	14	14	12.5
US Army Garrison-Miami	Army Active	Miami-Dade	11	654,246	0	0	2	30,419	0	34	183.8
* OTHER SITE(S) : 55			95	1,235,541	22	123,519	3	28,000	407	412	330.4
Florida Total:			128	1,949,002	22	123,519	5	58,419	421	460	526.8
Georgia											
Fort Benning GA	Army Active	Columbus	1,495	20,050,337	0	0	2,120	7,030,057	35,469	35,473	7,169.2
Fort Gillem	Army Active	Forest Park	81	1,961,413	47	142,220	4	5,545	1,531	1,531	553.3
Fort Gordon	Army Active	Augusta	640	8,104,852	5	78,906	88	643,202	24	24	2,662.3
Fort McPherson	Army Active	Atlanta	219	2,211,704	0	0	3	4,697	487	487	515.3
Fort Stewart	Army Active	Hinesville	1,420	11,317,667	0	0	1,023	5,201,223	284,125	284,125	4,105.6
General Lucius D. Clay National Guard Center	Army Guard	Marietta	64	762,921	0	0	0	0	106	106	177.3

* US Locations that do not meet criteria of at least ten (10) Acres AND at least \$10M PRV. US Territories and Non-US Locations that do not meet criteria of at least ten (10) Acres OR at least \$10M PRV.

DEPARTMENT OF DEFENSE - Army
Base Structure Report - As of 30 Sept 2014

SITE	COMPONENT	NAME NEAREST CITY	BUILDINGS						ACRES OWNED	TOTAL ACRES	PRV (\$M)
			OWNED		LEASED		OTHER				
			COUNT	SQFT	COUNT	SQFT	COUNT	SQFT			
Hunter Army Airfield	Army Active	Savannah	336	3,495,288	0	0	390	1,475,462	3,064	3,064	1,338.6
VTS Catoosa	Army Guard	Tunnel Hill	39	91,108	0	0	0	0	1,630	1,630	33.3
* OTHER SITE(S) : 22			126	809,955	3	49,577	41	76,560	101	101	175.5
Georgia Total:			4,420	48,805,244	55	270,703	3,669	14,436,746	326,536	326,540	16,730.3
Guam											
Guam US Army Reserve Center	Army Reserve	Barrigada	7	60,036	0	0	0	0	0	0	65.6
NG Fort Juan Muna	Army Guard	Barrigada	41	113,339	0	0	0	0	15	15	58.6
NG Guam Barrigada Complex	Army Guard	Barrigada	9	106,246	0	0	0	0	51	51	69.8
Guam Total:			57	279,622	0	0	0	0	66	66	194.0
Hawaii											
Aliamanu Military Reservation	Army Active	Honolulu	103	281,356	0	0	771	2,876,646	593	600	1,005.0
Dillingham Mil Res	Army Active	Waialua	5	4,176	0	0	0	0	664	664	35.5
Fort De Russey	Army Active	Honolulu	15	796,892	0	0	0	0	73	73	207.1
Fort Shafter	Army Active	Honolulu	153	1,727,558	0	0	162	519,068	589	589	890.1
Helemano Military Reservation	Army Active	Wahiawa	22	318,692	0	0	216	1,556,062	282	293	675.8
Kahuku Training Area	Army Active	Kahuku	22	33,603	0	0	0	0	8,330	9,480	31.7
Kawaihae Military Reserve	Army Active	Waimea	1	938	0	0	0	0	10	11	14.6
Kilauea Military Reserve	Army Active	Hawaii National Park	94	167,411	0	0	0	0	13	72	59.6
Kipapa Ammo Storage Site	Army Active	Miliani	70	179,462	0	0	0	0	401	401	115.2
Makua Military Reserve	Army Active	Waianae	4	4,873	0	0	0	0	3,413	4,195	28.2
NG Kalaeloa	Army Guard	Kapolei	24	574,828	0	0	0	0	147	147	294.3
NG TS Waiawa Gulch	Army Guard	Pearl City	8	105,101	0	0	0	0	19	19	34.4
Pohakuloa Training Area	Army Active	Hilo	177	307,516	0	0	4	362	108,829	131,805	376.4
Pupukea Paalaa Uka Mil Road	Army Active	Haleiwa	0	0	0	0	0	0	109	109	24.8
Schofield Bks Military Reservation	Army Active	Wahiawa	534	7,182,136	0	0	1,692	8,946,290	15,609	15,612	6,100.4
Signal Cable Trunking System	Army Active	Wahiawa	41	8,871	0	0	0	0	201	201	114.2
Tripler AMC	Army Active	Honolulu	40	1,841,536	0	0	40	275,926	367	367	1,811.8
USA Field Station Kunia	Army Active	Kunia	9	270,844	0	0	0	0	89	89	195.4
Waianae-Kai Military Reservation	Army Active	Waianae	48	47,743	1	637	0	0	0	14	23.7
Waikalkalaua Ammo Storage Tunnels	Army Active	Miliani	49	104,236	0	0	0	0	312	312	64.9
Wheeler Army Airfield	Army Active	Wahiawa	177	1,344,304	0	0	338	1,077,971	1,370	1,370	1,240.4
* OTHER SITE(S) : 6			10	49,829	1	15,427	1	17,504	21	23,033	42.5
Hawaii Total:			1,606	15,351,905	2	16,064	3,224	15,269,829	141,442	189,455	13,386.2
Idaho											
* OTHER SITE(S) : 12			32	182,827	1	24,679	0	0	197	1,283	60.4

* US Locations that do not meet criteria of at least ten (10) Acres AND at least \$10M PRV. US Territories and Non-US Locations that do not meet criteria of at least ten (10) Acres OR at least \$10M PRV.

DEPARTMENT OF DEFENSE - Army
Base Structure Report - As of 30 Sept 2014

SITE	COMPONENT	NAME NEAREST CITY	BUILDINGS						ACRES OWNED	TOTAL ACRES	PRV (\$M)
			OWNED		LEASED		OTHER				
			COUNT	SQFT	COUNT	SQFT	COUNT	SQFT			
Idaho Total:			32	182,827	1	24,679	0	0	197	1,283	60.4
Illinois											
Carbondale Reserve Center	Army Guard	Murphysboro	0	0	0	0	2	53,702	0	15	16.5
Charles Melvin Price Spt Ctr	Army Active	Granite City	2	60,390	0	0	0	0	136	136	11.9
Granite City USARC	Army Reserve	Granite City	20	186,630	0	0	0	0	30	30	49.5
Joliet AAP Elwood	Army Active	Wilmington	206	633,641	0	0	0	0	657	657	255.6
Joliet AAP Kankakee	Army Active	Wilmington	2	171	0	0	0	0	1,068	1,068	0.1
NG Galesburg Readiness Center	Army Guard	Galesburg	0	0	0	0	3	56,018	0	10	15.4
NG N Riverside (NG Maint Center)	Army Guard	Riverside	20	204,830	0	0	0	0	33	33	51.4
NG Peoria AASF	Army Guard	Peoria	17	155,099	0	0	1	350	44	44	49.6
Rock Island Arsenal	Army Active	Rock Island	191	6,818,340	21	59,102	1	20	880	880	1,803.0
Savanna Depot Act	Army Active	Savanna	684	2,799,093	0	0	0	0	8,145	8,145	969.2
* OTHER SITE(S) : 31			112	1,525,160	5	10,925	0	0	0	0	450.9
Illinois Total:			1,254	12,383,354	26	70,027	7	110,090	10,994	11,019	3,673.0
Indiana											
Camp Atterbury	Army Guard	Edinburg	445	1,945,276	0	0	0	0	33,142	34,391	590.8
Fort Benjamin Harrison	Army Active	Lawrence	0	0	0	0	0	0	67	67	43.5
Indiana AAP	Army Active	Charlestown	454	1,686,183	0	0	0	0	4,064	4,064	718.4
Jefferson Proving Ground	Army Active	Madison	108	280,197	0	0	0	0	51,964	51,964	151.6
Newport Chem Depot	Army Active	Newport	1	53,226	0	0	0	0	382	382	10.1
NG Muscatatuck Urban Training Center	Army Guard	Butlerville	48	479,471	1	22,824	1	2,125	0	934	172.9
* OTHER SITE(S) : 24			54	932,104	6	143,286	1	1,650	0	0	223.4
Indiana Total:			1,110	5,376,457	7	166,110	2	3,775	89,619	91,803	1,910.7
Iowa											
Camp Dodge Johnston TS	Army Guard	Johnston	29	763,413	1	25,540	248	1,370,898	28,847	31,180	693.6
Iowa AAP	Army Active	Middletown	960	4,218,334	0	0	1	1,500	19,011	19,011	1,379.3
* OTHER SITE(S) : 50			44	526,411	35	150,034	0	0	0	0	155.2
Iowa Total:			1,033	5,508,158	36	175,574	249	1,372,398	47,858	50,191	2,228.2
Kansas											
Fort Leavenworth	Army Active	Fort Leavenworth	326	4,587,599	0	0	734	4,972,888	5,637	5,637	2,399.3
Fort Riley	Army Active	Fort Riley	910	11,774,220	2	22,672	272	1,537,047	78,048	81,640	4,560.2
Kansas AAP	Army Active	Parsons	1	67,000	0	0	0	0	13,835	13,835	15.2
* OTHER SITE(S) : 22			49	694,334	2	17,034	0	0	0	0	267.7

* US Locations that do not meet criteria of at least ten (10) Acres AND at least \$10M PRV. US Territories and Non-US Locations that do not meet criteria of at least ten (10) Acres OR at least \$10M PRV.

DEPARTMENT OF DEFENSE - Army
Base Structure Report - As of 30 Sept 2014

SITE	COMPONENT	NAME NEAREST CITY	BUILDINGS						ACRES OWNED	TOTAL ACRES	PRV (\$M)
			OWNED		LEASED		OTHER				
			COUNT	SQFT	COUNT	SQFT	COUNT	SQFT			
Kansas Total:			1,286	17,123,153	4	39,706	1,006	6,509,935	97,520	101,111	7,242.4
Kentucky											
Blue Grass Army Depot	Army Active	Richmond	1,175	4,185,577	1	69,690	68	63,100	14,594	14,594	1,166.0
Fort Campbell	Army Active	Fort Campbell	549	8,603,413	0	0	1,050	4,551,628	43,175	43,175	5,371.6
Fort Knox	Army Active	Middletown	942	11,606,314	0	0	1,471	5,467,287	109,111	109,111	5,072.1
* OTHER SITE(S) : 24			39	320,590	14	199,896	0	0	1,338	1,348	113.8
Kentucky Total:			2,705	24,715,895	15	269,586	2,589	10,082,015	168,218	168,227	11,723.5
Louisiana											
England Authority	Army Active	Alexandria	2	59,274	19	106,300	1	2,128	0	252	55.8
Fort Polk	Army Active	Fort Polk	928	7,782,698	0	0	1,324	7,443,098	100,110	198,722	3,933.0
* OTHER SITE(S) : 13			23	246,608	2	21,686	0	0	0	0	81.9
Louisiana Total:			953	8,088,579	21	127,986	1,325	7,445,226	100,110	198,974	4,070.7
Maine											
NG Auburn TS	Army Guard	Auburn	14	86,989	0	0	0	0	154	170	22.8
NG Bangor TS	Army Guard	Bangor	32	380,611	0	0	0	0	180	205	111.1
NG Bog Brook Riley TS	Army Guard	West Bethel	23	20,275	0	0	0	0	166	213	11.7
* OTHER SITE(S) : 7			22	196,825	1	22,992	0	0	1,111	1,111	62.0
Maine Total:			91	684,700	1	22,992	0	0	1,611	1,700	207.6
Marshall Islands											
Ennylabegan Island	Army Active	Kwajalein Atoll	13	25,269	0	0	0	0	0	0	31.9
Illeginni Island	Army Active	Kwajalein Atoll	14	26,044	0	0	0	0	0	0	31.3
Meck Island	Army Active	Kwajalein Atoll	43	242,285	0	0	0	0	0	0	215.4
Roi-Namur Island	Army Active	Kwajalein Atoll	106	469,668	0	0	1	100	0	0	490.6
US Army Kwajalein Atoll	Army Active	Kwajalein Atoll	522	2,432,242	0	0	1	2,310	0	1,361	2,142.1
* OTHER SITE(S) : 6			28	16,870	0	0	0	0	0	0	38.8
Marshall Islands Total:			726	3,212,378	0	0	2	2,410	0	1,361	2,950.2
Maryland											
Aberdeen Proving Ground	Army Active	Aberdeen	1,405	14,140,200	0	0	141	1,143,977	72,380	72,380	4,620.3
Blossom Point Research Facility	Army Active	Welcome	70	92,790	0	0	1	1,600	1,600	1,600	37.5
Fort Detrick	Army Active	Frederick	222	2,425,938	0	0	318	1,015,867	1,153	1,153	1,527.6
Fort George G Meade	Army Active	Fort Meade	289	5,940,074	10	40,912	1,210	4,796,504	5,067	5,067	2,736.5
NG Pvt Henry Costin	Army Guard	Laurel	3	56,225	0	0	0	0	23	23	15.0
USA Adelphi Laboratory Ctr	Army Active	Hyattsville	39	1,134,913	0	0	1	80	70	70	390.7

* US Locations that do not meet criteria of at least ten (10) Acres AND at least \$10M PRV. US Territories and Non-US Locations that do not meet criteria of at least ten (10) Acres OR at least \$10M PRV.

DEPARTMENT OF DEFENSE - Army
Base Structure Report - As of 30 Sept 2014

SITE	COMPONENT	NAME NEAREST CITY	BUILDINGS						ACRES OWNED	TOTAL ACRES	PRV (\$M)
			OWNED		LEASED		OTHER				
			COUNT	SQFT	COUNT	SQFT	COUNT	SQFT			
Walter Reed AMC Forest Glen	Army Active	Silver Spring	42	1,051,736	0	0	0	0	132	132	336.7
Walter Reed AMC Glen Haven	Army Active	Silver Spring	1	6,996	0	0	23	442,086	21	21	64.8
* OTHER SITE(S) : 29			47	482,439	112	192,493	0	0	97	98	331.8
Maryland Total:			2,118	25,331,311	122	233,405	1,694	7,400,114	80,544	80,545	10,060.8
Massachusetts											
Cpl G M Craig USARC/AMSA	Army Reserve	Brockton	3	70,109	0	0	0	0	14	14	20.0
MTA Camp Edwards	Army Guard	Bourne	143	865,394	0	0	0	0	0	14,712	380.9
NG Rehoboth-TS Nike	Army Guard	Rehoboth	8	38,564	0	0	0	0	17	17	13.2
NG Westfield/Barnes	Army Guard	Westfield	4	67,557	0	0	0	0	0	36	27.9
SSC Hudson Housing	Army Active	Natick	15	50,489	0	0	0	0	134	134	10.7
US Army Soldier Systems Center Natick	Army Active	Natick	80	940,065	0	0	0	0	78	78	348.2
* OTHER SITE(S) : 23			217	2,790,910	7	75,054	0	0	35	38	926.4
Massachusetts Total:			470	4,823,088	7	75,054	0	0	279	15,029	1,727.3
Michigan											
CTC Fort Custer Trng Center	Army Guard	Augusta	131	704,502	0	0	0	0	7,570	7,570	267.5
Detroit Arsenal	Army Active	Warren	86	2,055,894	0	0	2	1,054	170	178	1,436.1
NG Grayling Airfield	Army Guard	Grayling	25	116,683	0	0	0	0	875	875	105.5
* OTHER SITE(S) : 24			44	644,312	11	367,069	0	0	103	103	288.9
Michigan Total:			286	3,521,390	11	367,069	2	1,054	8,718	8,726	2,098.0
Minnesota											
NG Arden Hills Army TS	Army Guard	St. Paul	48	251,749	0	0	0	0	1,496	1,496	96.1
Twin Cities AAP	Army Active	St. Paul	110	2,839,712	0	0	0	0	677	677	977.8
* OTHER SITE(S) : 19			35	673,455	6	57,171	0	0	6	6	182.0
Minnesota Total:			193	3,764,916	6	57,171	0	0	2,179	2,179	1,256.0
Mississippi											
CTA Camp McCain	Army Guard	Grenada	98	403,086	0	0	0	0	12,972	12,972	147.9
MTA Camp Shelby	Army Guard	Hattiesburg	6	5,884	0	0	1,074	3,992,327	7,500	133,682	1,139.1
* OTHER SITE(S) : 80			50	816,697	63	145,674	0	0	0	8	180.7
Mississippi Total:			154	1,225,666	63	145,674	1,074	3,992,327	20,472	146,662	1,467.7
Missouri											
Fort Leonard Wood	Army Active	Fort Leonard Wood	1,411	12,286,648	0	0	851	2,704,017	14	9,686	4,623.2
Lake City AAP	Army Active	Independence	355	2,953,470	0	0	8	2,299	3,950	3,950	1,067.7

* US Locations that do not meet criteria of at least ten (10) Acres AND at least \$10M PRV. US Territories and Non-US Locations that do not meet criteria of at least ten (10) Acres OR at least \$10M PRV.

DEPARTMENT OF DEFENSE - Army
Base Structure Report - As of 30 Sept 2014

SITE	COMPONENT	NAME NEAREST CITY	BUILDINGS						ACRES OWNED	TOTAL ACRES	PRV (\$M)
			OWNED		LEASED		OTHER				
			COUNT	SQFT	COUNT	SQFT	COUNT	SQFT			
Lake Of The Ozarks Recreation	Army Active	Linn Creek	18	17,439	0	0	0	0	0	359	28.1
MTA Camp Crowder Neosho	Army Guard	Neosho	55	180,389	0	0	0	0	4,362	4,362	84.4
NG MTA Camp Clark Nevada	Army Guard	Nevada	94	157,382	0	0	16	20,330	0	1,282	85.7
NG Springfield AVCRAD	Army Guard	Springfield	0	0	0	0	6	138,760	0	107	52.3
NG TS Clark Natl Forest Wappapello	Army Guard	Wappapello	11	16,402	0	0	0	0	2,200	2,200	10.7
* OTHER SITE(S) : 28			75	742,701	15	478,455	1	48,296	18	18	490.5
Missouri Total:			2,019	16,354,431	15	478,455	882	2,913,702	10,544	21,965	6,442.7
Montana											
MTA Fort Wm Henry Harrison	Army Guard	Helena	114	753,880	0	0	1	1,080	4,371	6,387	219.2
NG Fort Missoula - FMS 02	Army Guard	Missoula	11	71,013	0	0	0	0	14	14	15.0
NG Helena Aviation RC- AASF	Army Guard	Helena	12	222,287	0	0	0	0	0	60	62.3
NG MTA Limestone Hills	Army Guard	Townsend	5	8,128	0	0	3	2,024	0	19,997	50.0
* OTHER SITE(S) : 8			13	126,677	1	18,439	0	0	4,680	4,680	39.6
Montana Total:			155	1,181,985	1	18,439	4	3,104	9,066	31,138	386.0
Nebraska											
Camp Ashland	Army Guard	Ashland	52	209,709	0	0	0	0	980	980	66.9
Cornhusker AAP	Army Active	Grand Island	15	16,282	1	3,100	0	0	297	297	72.6
NG Greenlief TS/UTES	Army Guard	Hastings	124	328,685	0	0	0	0	3,239	3,239	135.2
NG Lincoln AASF/Readiness Center	Army Guard	Lincoln	10	331,073	0	0	0	0	65	65	83.3
NG Mead TS/FMS 06/UTES	Army Guard	Mead	29	187,838	0	0	0	0	1,212	1,212	63.4
* OTHER SITE(S) : 12			10	122,173	7	117,325	0	0	376	377	60.9
Nebraska Total:			240	1,195,760	8	120,425	0	0	6,170	6,171	482.4
Nevada											
Hawthorne Army Depot	Army Active	Hawthorne	2,498	9,687,624	0	0	0	0	7,429	147,236	3,568.1
* OTHER SITE(S) : 8			16	236,894	2	64,943	1	10,404	389	390	68.1
Nevada Total:			2,514	9,924,518	2	64,943	1	10,404	7,818	147,626	3,636.2
New Hampshire											
* OTHER SITE(S) : 6			16	278,838	0	0	0	0	11	11	77.5
New Hampshire Total:			16	278,838	0	0	0	0	11	11	77.5
New Jersey											
Fort Monmouth Main Post	Army Active	Red Bank	316	2,714,551	0	0	1	5,100	1,126	1,126	862.5
Picatiny Arsenal	Army Active	Dover	583	3,378,923	0	0	54	220,817	6,493	6,493	1,521.2

* US Locations that do not meet criteria of at least ten (10) Acres AND at least \$10M PRV. US Territories and Non-US Locations that do not meet criteria of at least ten (10) Acres OR at least \$10M PRV.

DEPARTMENT OF DEFENSE - Army
Base Structure Report - As of 30 Sept 2014

SITE	COMPONENT	NAME NEAREST CITY	BUILDINGS						ACRES OWNED	TOTAL ACRES	PRV (\$M)
			OWNED		LEASED		OTHER				
			COUNT	SQFT	COUNT	SQFT	COUNT	SQFT			
* OTHER SITE(S) : 11			40	539,136	1	40,653	0	0	1	1	155.0
New Jersey Total:			939	6,632,610	1	40,653	55	225,917	7,620	7,620	2,538.7
<u>New Mexico</u>											
Fort Bliss AAA Ranges	Army Active	Orogrande	591	1,474,589	0	0	14	7,256	977,394	995,404	1,191.5
Fort Wingate Depot Activity	Army Active	Fort Wingate	828	1,922,434	0	0	0	0	307	16,691	610.7
White Sands Missile Range	Army Active	Las Cruces	1,093	4,547,254	0	0	483	933,042	2,293,431	2,293,431	2,862.6
* OTHER SITE(S) : 12			14	102,496	1	22,022	0	0	11,843	17,055	23.9
New Mexico Total:			2,526	8,046,773	1	22,022	497	940,298	3,282,975	3,322,581	4,688.7
<u>New York</u>											
Fort Drum	Army Active	Evans Mills	1,235	11,747,874	1	10,672	1,449	6,916,674	84,027	84,027	5,153.6
Fort Hamilton	Army Active	New York City	51	826,489	0	0	29	483,261	178	178	459.7
NG Farmingdale TS OMS 18	Army Guard	Farmingdale	3	216,024	0	0	0	0	13	13	52.5
NG Rochester CSMS C	Army Guard	Rochester	3	74,713	0	0	0	0	10	10	22.4
NG Youngstown TS	Army Guard	Ransomville	50	75,646	0	0	0	0	860	860	27.7
Seneca Army Depot Activity	Army Active	Romulus	0	0	0	0	0	0	1,381	1,381	0.1
Stewart Annex	Army Active	Holtsville	4	68,493	0	0	0	0	10	10	31.7
Watervliet Arsenal	Army Active	Troy	72	2,167,465	0	0	0	0	143	143	577.1
West Point Mil Reservation	Army Active	West Point	501	7,440,739	1	19,054	511	2,401,929	16,068	16,068	3,915.6
* OTHER SITE(S) : 40			131	1,698,748	11	137,989	0	0	0	0	604.7
New York Total:			2,050	24,316,192	13	167,715	1,989	9,801,864	102,691	102,691	10,845.3
<u>North Carolina</u>											
Camp Mackall	Army Active	Hoffman	62	284,865	0	0	0	0	7,917	63,197	149.6
Fort Bragg	Army Active	Fort Bragg	2,235	30,589,505	0	0	3,398	13,301,433	153,079	153,081	12,108.9
Housing/Heritage Village	Army Active	Raeford	0	0	0	0	0	0	0	70	0.0
Military Ocean Tml Sunny Point	Army Active	Southport	101	261,674	0	0	0	0	16,318	16,318	693.2
* OTHER SITE(S) : 41			114	890,281	6	18,138	0	0	61	14,039	170.2
North Carolina Total:			2,512	32,026,324	6	18,138	3,398	13,301,433	177,375	246,705	13,121.9
<u>North Dakota</u>											
Mickelsen Stanley R SFG MSR	Army Reserve	Nekoma	0	0	0	0	0	0	631	631	0.0
Mickelsen Stanley R SFG RSL 1	Army Reserve	Hampden	0	0	0	0	0	0	315	315	0.0
Mickelsen Stanley R SFG RSL 3	Army Reserve	Nekoma	0	0	0	0	0	0	333	333	0.0
Mickelsen Stanley R SFG RSL 4	Army Reserve	Fairdale	0	0	0	0	0	0	318	318	0.0
NG Grand Forks Armory	Army Guard	Grand Forks	1	90,659	0	0	0	0	0	11	21.5
NG Minot MD	Army Guard	Minot	1	121,697	0	0	0	0	0	22	33.4

* US Locations that do not meet criteria of at least ten (10) Acres AND at least \$10M PRV. US Territories and Non-US Locations that do not meet criteria of at least ten (10) Acres OR at least \$10M PRV.

DEPARTMENT OF DEFENSE - Army
Base Structure Report - As of 30 Sept 2014

SITE	COMPONENT	NAME NEAREST CITY	BUILDINGS						ACRES OWNED	TOTAL ACRES	PRV (\$M)
			OWNED		LEASED		OTHER				
			COUNT	SQFT	COUNT	SQFT	COUNT	SQFT			
* OTHER SITE(S) : 6			17	68,045	1	18,344	0	0	1,044	1,152	20.6
North Dakota Total:			19	280,401	1	18,344	0	0	2,641	2,782	75.4
<u>Northern Mariana Islands</u>											
9th RRC - Saipan	Army Reserve	Unknown	5	15,706	0	0	2	280	0	0	18.3
Northern Mariana Islands Total:			5	15,706	0	0	2	280	0	0	18.3
<u>Ohio</u>											
Defense Supply Center Columbus	Army Active	Columbus	67	3,852,639	0	0	0	0	489	489	853.6
Mansfield MD	Army Guard	Mansfield	4	84,920	0	0	0	0	24	24	21.6
NG Camp Sherman TS	Army Guard	Chillicothe	11	61,439	0	0	0	0	463	463	19.4
NG Defense Supply Center Columbus ARNG Support Center	Army Guard	Columbus	4	218,217	0	0	0	0	40	40	52.1
NG McConnellsville TS	Army Guard	McConnellsville	13	187,448	0	0	0	0	444	444	41.0
NG Rickenbacker (MTA)	Army Guard	Columbus	29	334,669	0	0	0	0	124	124	100.8
Ravenna AAP	Army Active	Ravenna	0	0	0	0	0	0	1,280	1,280	0.0
Ravenna Training and Log Site	Army Guard	Newton Falls	917	3,138,124	0	0	0	0	21,420	21,420	870.6
US Army Joint Sys Mfg Ctr Lima	Army Active	Lima	44	1,624,117	0	0	0	0	369	369	355.4
* OTHER SITE(S) : 29			61	1,086,562	2	49,347	0	0	24	24	253.0
Ohio Total:			1,150	10,588,134	2	49,347	0	0	24,677	24,677	2,567.6
<u>Oklahoma</u>											
Camp Gruber	Army Guard	Braggs	171	449,477	0	0	0	0	33,027	33,027	241.2
Fort Sill	Army Active	Fort Sill	1,001	11,903,411	2	78,138	858	3,072,915	93,839	93,841	3,856.8
McAlester AAP	Army Active	McAlester	2,205	9,806,326	0	0	0	0	44,962	44,968	2,541.7
NG Regional Trng Inst	Army Guard	Oklahoma City	10	179,642	0	0	0	0	33	33	39.6
* OTHER SITE(S) : 23			21	152,621	18	98,463	0	0	1	1	68.0
Oklahoma Total:			3,408	22,491,477	20	176,601	858	3,072,915	171,861	171,869	6,747.4
<u>Oregon</u>											
NG Bend Cotef	Army Guard	Bend	1	73,694	0	0	0	0	160	160	23.2
NG Biak Training Center	Army Guard	Powell Butte	3	33,580	0	0	11	29,116	76	44,121	32.1
NG Camp Adair Corvallis	Army Guard	Corvallis	10	17,438	0	0	0	0	527	527	16.6
Umatilla Chem Depot	Army Active	Hermiston	1,223	3,518,374	0	0	0	0	11,449	19,729	1,192.2
* OTHER SITE(S) : 7			7	61,654	2	23,669	0	0	6	6	23.5
Oregon Total:			1,244	3,704,740	2	23,669	11	29,116	12,218	64,542	1,287.6
<u>Pennsylvania</u>											
Carlisle Barracks	Army Active	Carlisle	97	1,108,348	0	0	64	306,947	70	70	607.5

* US Locations that do not meet criteria of at least ten (10) Acres AND at least \$10M PRV. US Territories and Non-US Locations that do not meet criteria of at least ten (10) Acres OR at least \$10M PRV.

DEPARTMENT OF DEFENSE - Army
Base Structure Report - As of 30 Sept 2014

SITE	COMPONENT	NAME NEAREST CITY	BUILDINGS						ACRES OWNED	TOTAL ACRES	PRV (\$M)
			OWNED		LEASED		OTHER				
			COUNT	SQFT	COUNT	SQFT	COUNT	SQFT			
Defense Distrib Depot Susq	Army Active	New Cumberland	136	7,685,141	0	0	0	0	848	848	1,688.6
Fort Indiantown Gap	Army Guard	Annville	688	3,602,404	0	0	2	14,622	17,222	17,222	1,273.9
Letterkenny Army Depot	Army Active	Chambersburg	1,330	5,554,354	16	1,023,459	1	3,740	18,660	18,668	1,778.2
NG Fort Mifflin	Army Guard	Philadelphia	10	60,685	0	0	0	0	14	14	13.1
Scranton AAP	Army Active	Scranton	8	386,634	0	0	0	0	15	15	148.1
Tobyhanna Army Depot	Army Active	Tobyhanna	158	4,643,456	0	0	0	0	1,296	1,296	1,115.1
* OTHER SITE(S) : 78			231	2,321,629	21	378,806	0	0	155	155	759.3
Pennsylvania Total:			2,658	25,362,652	37	1,402,265	67	325,309	38,280	38,288	7,383.8
<u>Puerto Rico</u>											
AMSA 161 (G)	Army Reserve	Unknown	3	45,710	0	0	0	0	0	0	14.3
Cpt E. Rubio Jr./Puerto Nuevo	Army Reserve	Puerto Nuevo	8	88,729	0	0	0	0	0	0	22.9
Fort Buchanan	Army Reserve	Guaynabo	302	1,733,764	0	0	7	80,017	0	0	460.4
LTC H.G. Pesquera/Fort Allen	Army Reserve	Fort Buchanan	6	109,916	0	0	0	0	0	0	30.9
MTA Camp Santiago Rq	Army Guard	Salinas	315	852,701	0	0	1	800	11,930	11,930	319.8
NG Fort Allen	Army Guard	Juana Diaz	111	444,173	0	0	0	0	776	776	139.8
Ramey USARC/Aquadilla	Army Reserve	Aguadilla	7	170,196	0	0	0	0	5	5	15.6
Roosevelt Rds Nav Sta USARC	Army Reserve	Roosevelt Ros Naval Station	6	100,052	0	0	0	0	0	0	24.4
* OTHER SITE(S) : 12			27	110,878	6	54,001	0	0	0	0	46.3
Puerto Rico Total:			785	3,656,119	6	54,001	8	80,817	12,712	12,712	1,074.2
<u>Rhode Island</u>											
NG Camp Fogarty TS	Army Guard	East Greenwich	37	289,093	0	0	0	0	374	374	108.2
NG N Smithfield	Army Guard	Slatersville	8	32,209	0	0	0	0	24	24	11.0
* OTHER SITE(S) : 10			27	252,557	3	4,716	1	100	24	64	60.3
Rhode Island Total:			72	573,859	3	4,716	1	100	422	462	179.5
<u>South Carolina</u>											
Fort Jackson	Army Active	Columbia	972	9,928,509	1	11,224	237	673,135	52,301	52,301	2,647.1
NG MTA Clarks Hill Reservation	Army Guard	Plum Branch	32	41,006	0	0	0	0	871	871	16.5
* OTHER SITE(S) : 15			43	409,435	0	0	0	0	26	26	83.4
South Carolina Total:			1,047	10,378,951	1	11,224	237	673,135	53,198	53,198	2,747.1
<u>South Dakota</u>											
* OTHER SITE(S) : 8			23	244,427	1	18,000	4	0	6,568	6,604	63.5
South Dakota Total:			23	244,427	1	18,000	4	0	6,568	6,604	63.5

* US Locations that do not meet criteria of at least ten (10) Acres AND at least \$10M PRV. US Territories and Non-US Locations that do not meet criteria of at least ten (10) Acres OR at least \$10M PRV.

DEPARTMENT OF DEFENSE - Army
Base Structure Report - As of 30 Sept 2014

SITE	COMPONENT	NAME NEAREST CITY	BUILDINGS						ACRES OWNED	TOTAL ACRES	PRV (\$M)
			OWNED		LEASED		OTHER				
			COUNT	SQFT	COUNT	SQFT	COUNT	SQFT			
Tennessee											
Fort Campbell TN	Army Active	Clarksville	685	7,046,639	0	0	867	2,432,678	69,265	69,301	2,828.5
Holston AAP	Army Active	Kingsport	485	2,391,472	0	0	4	18,724	6,117	6,117	897.7
Milan AAP	Army Active	Milan	1,436	3,651,806	0	0	11	24,671	22,357	22,357	1,184.5
NG VTS Milan	Army Guard	Milan	65	233,850	0	0	0	0	2,490	2,490	63.4
NG VTS Smyrna	Army Guard	Smyrna	43	521,720	0	0	12	89,843	847	857	158.2
* OTHER SITE(S) : 28			51	540,428	17	95,198	0	0	121	121	119.5
Tennessee Total:			2,765	14,385,915	17	95,198	894	2,565,916	101,197	101,243	5,251.7
Texas											
Austin Memorial MD	Army Reserve	Austin	3	72,525	0	0	0	0	11	11	15.4
Camp Swift	Army Guard	Bastrop	101	242,297	0	0	0	0	11,715	11,715	94.5
Fort Bliss	Army Active	El Paso	1,256	20,800,192	300	556,313	2,871	8,148,772	122,127	122,127	7,896.5
Fort Hood	Army Active	Killeen	2,031	20,964,742	289	334,159	3,230	11,901,485	208,932	214,223	8,979.9
Fort Wolters	Army Guard	Mineral Wells	70	115,812	0	0	0	0	3,990	3,990	73.5
Longhorn AAP	Army Active	Amarillo	379	1,080,134	0	0	0	0	8,493	8,493	278.2
NG Camp Bowie - Musgrave	Army Guard	Brownwood	12	13,358	0	0	0	0	3,858	3,858	11.3
NG Houston - Westheimer	Army Guard	Houston	4	94,915	0	0	0	0	29	29	18.7
NG Saginaw	Army Guard	Fort Worth	32	223,444	0	0	0	0	143	143	49.1
NG Temple	Army Guard	Temple	6	61,876	0	0	0	0	20	20	12.7
Red River Army Depot	Army Active	Texarkana	992	7,183,161	23	430,158	14	38,055	15,840	15,846	1,610.9
* OTHER SITE(S) : 120			405	3,713,686	76	931,898	0	0	4,481	4,488	821.2
Texas Total:			5,291	54,566,142	688	2,252,528	6,115	20,088,312	379,640	384,943	19,862.0
Utah											
Deseret Chemical Depot	Army Active	Stockton	319	1,233,336	0	0	1	480	4,198	19,364	406.1
Dugway Proving Ground	Army Active	Dugway	679	2,192,522	1	2,880	5	82,232	19,830	798,214	1,267.1
Green River Test Complex	Army Active	Las Cruces	31	52,362	0	0	0	0	3,628	3,628	45.4
MTA-L Camp Williams	Army Guard	Riverton	128	103,159	0	0	167	939,333	0	21,379	300.1
NG Saint George/FMS	Army Guard	St. George	9	56,093	0	0	0	0	0	70	12.3
Tooele Army Depot	Army Active	Tooele	1,046	2,619,143	20	664,116	1	4,617	19,887	23,914	1,406.0
* OTHER SITE(S) : 11			52	1,072,553	3	27,084	0	0	0	0	243.3
Utah Total:			2,264	7,329,169	24	694,080	174	1,026,662	47,543	866,569	3,680.3
Vermont											
NG Ethan Allen AFB MTA	Army Guard	Colchester	43	237,997	0	0	0	0	667	667	58.7
NG So Burlington AASF and RC	Army Guard	South Burlington	3	149,828	0	0	0	0	27	27	42.3
NG TS Ethan Allen Range	Army Guard	Jericho	115	332,057	0	0	6	13,863	10,380	10,380	143.8

* US Locations that do not meet criteria of at least ten (10) Acres AND at least \$10M PRV. US Territories and Non-US Locations that do not meet criteria of at least ten (10) Acres OR at least \$10M PRV.

DEPARTMENT OF DEFENSE - Army
Base Structure Report - As of 30 Sept 2014

SITE	COMPONENT	NAME NEAREST CITY	BUILDINGS						ACRES OWNED	TOTAL ACRES	PRV (\$M)
			OWNED		LEASED		OTHER				
			COUNT	SQFT	COUNT	SQFT	COUNT	SQFT			
* OTHER SITE(S) : 7			15	255,896	1	17,000	0	0	23	23	32.9
Vermont Total:			176	975,777	1	17,000	6	13,863	11,097	11,097	277.8
Virgin Islands											
NG 210th RTI Hams Bluff	Army Guard	Frederiksted	2	8,247	0	0	0	0	23	23	5.3
NG Bethlehem Military Compound	Army Guard	Christiansted	19	247,645	0	0	0	0	69	69	98.6
NG Sprat Hall	Army Guard	Frederiksted	3	32,156	0	0	0	0	24	24	9.9
* OTHER SITE(S) : 2			7	46,120	3	17,635	0	0	2	6	26.3
Virgin Islands Total:			31	334,168	3	17,635	0	0	118	122	140.1
Virginia											
Arlington National Cemetery	Army Active	Arlington	28	150,239	0	0	2	1,836	625	625	54.6
Defense General Supply Center	Army Active	Richmond	71	4,776,262	0	0	0	0	674	674	780.7
Fort A P Hill	Army Active	Bowling Green	425	1,481,370	0	0	100	17,336	75,794	75,819	928.9
Fort Belvoir	Army Active	Fort Belvoir	443	10,419,397	0	0	950	3,947,956	8,670	8,670	3,888.3
Fort Lee	Army Active	Fort Lee	430	10,046,018	0	0	558	1,752,451	5,805	5,907	2,662.0
Fort Monroe	Army Active	Hampton	73	475,180	0	0	1	197,472	160,050	160,050	138.3
Fort Myer	Army Active	Arlington	174	2,414,542	0	0	4	50,687	270	270	617.9
Fort Pickett, ARNG MTC	Army Guard	Blackstone	498	2,213,581	0	0	0	0	41,595	43,065	1,037.0
NG AASF Byrd Field	Army Guard	Sandston	26	106,970	0	0	0	0	0	92	33.0
NG Army Guard Readiness Center	Army Guard	Arlington	3	463,710	0	0	0	0	15	15	69.9
NG Camp Pendleton SMR	Army Guard	Virginia Beach	0	0	0	0	132	378,314	0	257	76.8
NG Sandston Armory	Army Guard	Sandston	21	80,140	0	0	0	0	29	29	18.6
Radford AAP	Army Active	Radford	1,130	4,059,525	0	0	0	0	6,901	6,901	1,479.3
Rivanna Station	Army Active	Charlottesville	10	431,224	0	0	0	0	76	76	38.5
* OTHER SITE(S) : 26			51	5,123,110	10	38,380	1	960	13	13	1,073.9
Virginia Total:			3,383	42,241,266	10	38,380	1,748	6,347,012	300,519	302,464	12,897.6
Washington											
Fort Lewis	Army Active	Tacoma	2,120	24,217,615	1	14	3,444	8,987,634	84,969	90,323	10,742.6
Grant Training Annex	Army Active	Moses Lake	0	0	1	0	0	0	0	35	37.2
NG Kent	Army Guard	Kent	9	83,222	0	0	0	0	15	15	21.4
Yakima Training Center	Army Active	Yakima	226	918,492	3	201	0	0	323,249	323,432	841.7
* OTHER SITE(S) : 19			50	717,173	6	72,532	4	68,567	341	347	266.9
Washington Total:			2,405	25,936,502	11	72,747	3,448	9,056,201	408,574	414,153	11,909.8
West Virginia											
NG Camp Dawson MD	Army Guard	Kingwood	3	58,797	0	0	0	0	10	10	13.2

* US Locations that do not meet criteria of at least ten (10) Acres AND at least \$10M PRV. US Territories and Non-US Locations that do not meet criteria of at least ten (10) Acres OR at least \$10M PRV.

DEPARTMENT OF DEFENSE - Army
Base Structure Report - As of 30 Sept 2014

SITE	COMPONENT	NAME NEAREST CITY	BUILDINGS						ACRES OWNED	TOTAL ACRES	PRV (\$M)
			OWNED		LEASED		OTHER				
			COUNT	SQFT	COUNT	SQFT	COUNT	SQFT			
NG Eleanor	Army Guard	Red House	7	397,131	0	0	0	0	47	47	91.7
NG Volkstone	Army Guard	Kingwood	8	9,660	0	0	0	0	504	504	22.1
* OTHER SITE(S) : 27			64	592,213	0	0	0	0	20	20	173.9
West Virginia Total:			82	1,057,801	0	0	0	0	580	580	300.9
Wisconsin											
Badger AAP	Army Active	Baraboo	28	126,762	0	0	0	0	3,581	3,581	145.7
Fort McCoy	Army Reserve	Sparta	1,394	6,545,790	0	0	15	213,423	0	40	2,166.0
* OTHER SITE(S) : 23			68	734,607	4	78,780	5	3,251	175	204	249.8
Wisconsin Total:			1,490	7,407,159	4	78,780	20	216,674	3,756	3,825	2,561.6
Wyoming											
* OTHER SITE(S) : 4			0	0	1	30,000	0	0	0	8,864	7.1
Wyoming Total:			0	0	1	30,000	0	0	0	8,864	7.1
US/US Territories Total:			74,586	630,433,408	1,360	9,201,845	40,985	159,805,508	8,421,247	12,272,966	252,104.2

* US Locations that do not meet criteria of at least ten (10) Acres AND at least \$10M PRV. US Territories and Non-US Locations that do not meet criteria of at least ten (10) Acres OR at least \$10M PRV.

DEPARTMENT OF DEFENSE - Army
Base Structure Report - As of 30 Sept 2014

SITE	COMPONENT	NAME NEAREST CITY	BUILDINGS						ACRES OWNED	TOTAL ACRES	PRV (\$M)
			OWNED		LEASED		OTHER				
			COUNT	SQFT	COUNT	SQFT	COUNT	SQFT			
Belgium											
Brussels	Army Active	Brussels	0	0	8	26,287	0	0	0	0	60.6
Chateau Gendebien	Army Active	Mons	1	1,620	1	4,453	4	21,842	0	20	9.0
Chievres AB	Army Active	Chievres Ab	60	370,972	0	0	67	359,386	0	1,012	536.9
Daumerie Caserne	Army Active	Chievres	4	575	0	0	36	240,506	0	26	125.6
Mons	Army Active	Mons	1	7,112	9	199,513	0	0	0	0	48.3
Shape Headquarters	Army Active	Mons	8	105,307	0	0	28	323,046	0	0	177.9
Sterrebeek Dependent School	Army Active	Brussels	18	65,388	0	0	0	0	16	16	62.3
* OTHER SITE(S) : 2			1	151	3	18,986	1	1,245	0	0	5.3
Belgium Total:			93	551,124	21	249,239	136	946,025	16	1,074	1,025.8
Bulgaria											
Novo Selo Training Area	Army Active	Unknown	3	4,861	0	0	74	342,769	0	0	107.7
Bulgaria Total:			3	4,861	0	0	74	342,769	0	0	107.7
Colombia											
* OTHER SITE(S) : 1			0	0	5	9,947	0	0	0	0	1.9
Colombia Total:			0	0	5	9,947	0	0	0	0	1.9
Germany											
Amelia Earhart Hotel	Army Active	Wiesbaden	9	2,180	0	0	1	216,207	0	6	72.6
American Arms Hotel	Army Active	Wiesbaden	4	838	0	0	3	292,208	0	5	41.9
Artillery Kaserne	Army Active	Garmisch	26	5,439	0	0	35	516,585	0	37	152.5
Askren Manor FH	Army Active	Schweinfurt	0	0	0	0	0	0	0	73	0.0
Aukamm Hsg Area	Army Active	Wiesbaden	8	51,124	0	0	111	1,283,489	0	93	331.0
Bamberg	Army Active	Bamberg	0	0	100	459,054	0	0	0	18	79.7
Bamberg Airfield	Army Active	Bamberg	0	0	0	0	0	0	0	220	0.0
Bamberg Storage & Range Area	Army Active	Bamberg	29	15,813	0	0	31	118,981	0	171	52.7
Barton Barracks	Army Active	Ansbach	11	64,929	0	0	25	382,487	0	33	138.2
Baumholder Airfield	Army Active	Baumholder	4	10,452	0	0	1	1,590	0	47	10.0
Baumholder Family Housing	Army Active	Baumholder	17	25,232	0	0	69	2,261,660	0	95	476.1
Baumholder Hospital	Army Active	Baumholder	6	10,726	0	0	12	189,198	0	13	79.0
Baumholder Qm Area	Army Active	Baumholder	19	38,031	0	0	28	359,388	0	60	96.4
Benjamin Franklin VII Family Housing	Army Active	Mannheim	0	0	0	0	0	0	0	220	0.0
Bleidorn Family Housing	Army Active	Ansbach	1	272	0	0	28	681,466	0	34	147.2
Boeblingen Family Housing	Army Active	Boeblingen	4	13,935	0	0	21	516,864	1	24	113.6
Boeblingen Range	Army Active	Boeblingen	2	5,157	0	0	6	6,545	0	18	5.6
Boeblingen Training Area	Army Active	Boeblingen	11	6,055	0	0	34	32,846	0	1,419	43.6
Breitenau Skeet Range	Army Active	Garmisch	0	0	0	0	1	4,439	0	50	0.9

* US Locations that do not meet criteria of at least ten (10) Acres AND at least \$10M PRV. US Territories and Non-US Locations that do not meet criteria of at least ten (10) Acres OR at least \$10M PRV.

DEPARTMENT OF DEFENSE - Army
Base Structure Report - As of 30 Sept 2014

SITE	COMPONENT	NAME NEAREST CITY	BUILDINGS						ACRES OWNED	TOTAL ACRES	PRV (\$M)
			OWNED		LEASED		OTHER				
			COUNT	SQFT	COUNT	SQFT	COUNT	SQFT			
Breitenwald Training Area	Army Active	Landstuhl	6	6,634	0	0	2	1,045	0	127	3.5
Campbell Barracks	Army Active	Heidelberg	34	57,411	0	0	30	955,223	0	42	376.0
Coleman Barracks	Army Active	Mannheim	94	277,162	0	0	141	1,600,444	0	583	755.1
Conn Barracks	Army Active	Schweinfurt	0	0	0	0	0	0	0	502	0.0
Crestview Hsg Area	Army Active	Wiesbaden	0	0	0	0	55	1,018,331	0	33	193.0
Daenner Kaserne	Army Active	Kaiserlautern	24	31,968	0	0	28	424,638	0	31	135.0
Dannenfels Communications Sta	Army Active	Mannheim	0	0	0	0	0	0	0	3	0.0
Darmstadt Training Center	Army Active	Darmstadt	19	59,777	0	0	5	43,897	0	125	43.8
East Camp Grafenwoehr	Army Active	Grafenwohr	507	2,988,044	1	2,943	605	3,578,731	0	2,698	6,544.2
Echterdingen Airfield	Army Active	Stuttgart	14	37,162	0	0	15	131,871	0	54	61.6
Egelsbach Transmitter Fac	Army Active	Langen	3	2,509	0	0	4	6,652	75	76	6.0
Finthen Airfield	Army Active	Mainz	20	6,236	0	0	1	855	0	107	7.4
Fintherlandstr Family Housing	Army Active	Mainz	2	120	0	0	18	190,855	0	9	37.4
Flynn FH & Training Areas	Army Active	Bamberg	94	250,210	0	0	62	1,392,967	0	2,619	392.5
Freihoelser Tng Area	Army Active	Amberg	12	11,460	0	0	0	0	0	339	13.7
Funari Barracks	Army Active	Mannheim	18	36,694	0	0	16	308,952	0	27	111.8
Garmisch Family Housing	Army Active	Garmisch	5	2,448	0	0	20	345,004	0	83	86.1
Garmisch Golf Course	Army Active	Garmisch	8	8,141	0	0	1	3,321	0	72	7.5
General Abrams Hotel And Disp	Army Active	Garmisch	0	0	0	0	0	0	0	11	2.2
Germersheim Army Depot	Army Active	Germersheim	137	1,687,728	0	0	22	460,288	0	454	604.0
Giessen General Depot	Army Active	Giessen	31	28,748	0	0	36	1,341,279	92	92	378.4
Grafenwoehr	Army Active	Grafenwohr	0	0	1,778	5,109,217	0	0	0	167	849.8
Grafenwoehr Training Area	Army Active	Grafenwohr	581	392,426	0	0	12	11,852	0	51,676	728.9
Gruenstadt AAFES Fac	Army Active	Gruenstadt	11	50,071	0	0	14	306,078	0	18	84.3
Hainerberg Housing and Shop Ctr	Army Active	Wiesbaden	29	232,492	0	0	76	1,927,048	0	165	517.8
Hammonds Barracks	Army Active	Seckenheim	0	0	0	0	0	0	0	17	0.0
Hausberg Ski Area	Army Active	Garmisch	2	8,461	0	0	0	0	17	30	1.3
Heidelberg Army Heliport	Army Active	Heidelberg	0	0	0	0	0	0	0	45	0.0
Heidelberg Community Sup Ctr	Army Active	Heidelberg	0	0	0	0	0	0	0	27	0.0
Heidelberg Golf Course	Army Active	Heidelberg	0	0	0	0	0	0	0	125	0.0
Heidelberg Hospital	Army Active	Heidelberg	0	0	0	0	0	0	0	23	0.0
Hill 365 Relay Fac	Army Active	Kaiserlautern	5	901	0	0	1	3,948	0	17	3.1
Hohenfels	Army Active	Hohenfels	0	0	480	1,196,958	0	0	0	0	207.6
Hohenfels Training Area	Army Active	Hohenfels	588	1,406,605	1	151	355	1,797,852	0	40,023	1,603.3
Hoppstaedten	Army Active	Baumholder	2	3,085	0	0	4	24,555	0	27	28.2
Husterhoeh Kaserne	Army Active	Pirmasens	44	500,170	0	0	25	508,590	0	132	226.5
Illesheim Leased	Army Active	Illesheim	0	0	87	246,380	0	0	0	0	42.2
Kaiserslautern	Army Active	Kaiserlautern	1	44,485	0	0	0	0	0	472	24.1
Kaiserslautern Army Depot	Army Active	Kaiserlautern	96	712,372	0	0	58	907,689	0	606	529.2
Kaiserslautern Equip Spt Ctr	Army Active	Kaiserlautern	25	34,333	0	0	19	179,979	0	51	63.6
Kastel Housing Area	Army Active	Wiesbaden	12	17,547	0	0	11	372,832	0	28	87.9

* US Locations that do not meet criteria of at least ten (10) Acres AND at least \$10M PRV. US Territories and Non-US Locations that do not meet criteria of at least ten (10) Acres OR at least \$10M PRV.

DEPARTMENT OF DEFENSE - Army
Base Structure Report - As of 30 Sept 2014

SITE	COMPONENT	NAME NEAREST CITY	BUILDINGS						ACRES OWNED	TOTAL ACRES	PRV (\$M)
			OWNED		LEASED		OTHER				
			COUNT	SQFT	COUNT	SQFT	COUNT	SQFT			
Katterbach Kaserne	Army Active	Ansbach	67	284,304	0	0	99	2,454,143	0	434	867.4
Kefurt & Craig Village Family Housing	Army Active	Stuttgart	1	921	0	0	39	1,010,902	0	38	198.8
Kelley Barracks	Army Active	Stuttgart	31	127,433	0	0	23	685,931	6	72	288.1
Kilbourne Kaserne	Army Active	Heidelberg	0	0	0	0	0	0	0	13	0.0
Kitzingen	Army Active	Kitzingen	0	0	135	498,676	0	0	0	0	83.2
Kleber Kaserne	Army Active	Kaiserlautern	56	282,604	0	0	31	767,943	0	77	354.9
Kornwestheim Golf Course	Army Active	Kornwestheim	6	28,136	0	0	1	435	0	320	14.7
Lampertheim Training Area	Army Active	Lampertheim	0	0	0	0	0	0	0	4,192	0.0
Landstuhl Heliport	Army Active	Landstuhl	39	81,714	0	0	0	0	0	113	53.5
Landstuhl Hospital	Army Active	Landstuhl	96	250,053	0	0	72	1,477,751	0	165	868.4
Ledward Barracks	Army Active	Schweinfurt	0	0	0	0	0	0	0	161	0.0
Mainz	Army Active	Mainz	0	0	1	1,967	0	0	0	120	0.6
Mainz-Kastel Station	Army Active	Wiesbaden	21	24,314	0	0	29	763,961	0	58	215.9
Mark Twain Village Family Housing	Army Active	Heidelberg	0	0	0	0	0	0	0	61	0.0
McCully Barracks	Army Active	Wackernheim	30	171,253	0	0	32	347,640	0	74	169.8
Miesau	Army Active	Miesau	0	0	0	0	0	0	0	7	12.0
Miesau Ammo Depot	Army Active	Miesau	118	839,837	0	0	495	1,514,801	0	2,326	747.2
Moehringen Family Housing	Army Active	Stuttgart	1	80	0	0	34	402,416	0	32	74.7
Nathan Hale Qm Area	Army Active	Darmstadt	0	0	0	0	0	0	1	39	0.0
Oberammergau NATO School	Army Active	Garmisch	3	1,827	0	0	4	43,010	0	0	14.5
Oberdachstetten Training Area	Army Active	Ansbach	24	28,449	0	0	77	252,327	0	884	111.6
Oftersheim Small Arms Range	Army Active	Heidelberg	0	0	0	0	0	0	0	35	0.0
Panzer Kaserne	Army Active	Kaiserlautern	5	1,212	0	0	10	303,670	0	19	110.1
Panzer Kaserne	Army Active	Stuttgart	21	220,953	0	0	38	1,229,703	2	111	456.8
Patch Barracks	Army Active	Stuttgart	37	389,182	0	0	38	1,162,909	1	110	532.4
Patrick Henry Village Family Housing	Army Active	Heidelberg	0	0	0	0	0	0	0	250	0.0
Patton Barracks	Army Active	Heidelberg	12	33,086	0	0	0	0	0	37	0.0
Pfeffelbach	Army Active	Pfeffelbach	1	78	0	0	2	16,896	0	58	23.8
Pulaski Barracks	Army Active	Kaiserlautern	40	72,469	0	0	33	203,479	0	131	110.7
Rheinblick Rec Annex	Army Active	Wiesbaden	6	14,002	0	0	2	14,052	0	175	14.5
Rhine Ordnance Barracks	Army Active	Kaiserlautern	129	452,684	0	0	846	1,908,942	0	3,037	839.6
Robinson Barracks	Army Active	Stuttgart	4	86,810	0	0	4	19,180	1	24	30.5
Robinson-Grenadier Family Housing	Army Active	Stuttgart	2	515	0	0	52	1,396,782	0	124	326.9
Rottershausen Ammo Stor Area	Army Active	Schweinfurt	0	0	0	0	0	0	0	186	0.0
Sambach AFN Fac	Army Active	Sembach	0	0	0	0	3	1,999	0	10	1.0
Schweinfurt Training Areas	Army Active	Schweinfurt	0	0	0	0	0	0	0	10,803	0.0
Schwetzingen Training Area	Army Active	Schwetzingen	0	0	0	0	0	0	0	277	0.0
Sembach Admin Annex	Army Active	Sembach	41	575,447	0	0	79	1,745,251	0	279	637.3
Sheridan Barracks	Army Active	Garmisch	4	301,899	0	0	11	401,133	0	29	180.7
Shipton Kaserne	Army Active	Ansbach	90	519,743	0	0	23	246,582	0	388	215.9

* US Locations that do not meet criteria of at least ten (10) Acres AND at least \$10M PRV. US Territories and Non-US Locations that do not meet criteria of at least ten (10) Acres OR at least \$10M PRV.

DEPARTMENT OF DEFENSE - Army
Base Structure Report - As of 30 Sept 2014

SITE	COMPONENT	NAME NEAREST CITY	BUILDINGS						ACRES OWNED	TOTAL ACRES	PRV (\$M)
			OWNED		LEASED		OTHER				
			COUNT	SQFT	COUNT	SQFT	COUNT	SQFT			
Smith Barracks	Army Active	Baumholder	187	524,224	0	0	194	3,103,750	0	0	1,418.4
South Camp Vilseck	Army Active	Vilseck	569	4,135,147	0	0	136	1,330,063	0	2,193	1,807.1
Spinelli Barracks	Army Active	Mannheim	0	0	0	0	1	13,492	0	198	6.3
Steuben & Weicht VII Family Housing	Army Active	Stuttgart	2	782	0	0	54	558,917	0	48	111.5
Storck Barracks	Army Active	Illesheim	53	175,589	0	0	97	1,874,503	0	442	662.7
Stuttgart Dependent School	Army Active	Stuttgart	1	301	0	0	4	167,796	0	11	51.3
Sullivan Barracks	Army Active	Mannheim	28	153,650	0	0	51	931,535	0	111	360.2
Sulzheim Training Area	Army Active	Schweinfurt	0	0	0	0	0	0	0	145	0.0
Taylor Barracks	Army Active	Mannheim	0	0	0	0	0	0	0	113	0.0
Tompkins Barracks	Army Active	Schwetzingen	0	0	0	0	1	408	0	88	0.1
Vilseck	Army Active	Vilseck	0	0	141	679,741	0	0	0	31	115.3
Wackernhm-Schwabenwaeldchen TA	Army Active	Wackernheim	8	2,321	0	0	6	2,556	0	23	5.6
Warner Barracks	Army Active	Bamberg	193	298,950	0	0	121	2,582,150	0	209	983.9
Warner Barracks Family Housing	Army Active	Bamberg	4	746	0	0	13	337,013	0	13	70.9
Weilimdorf Warehouse	Army Active	Stuttgart	0	0	0	0	2	61,758	0	4	13.1
Weisskirchen AFN Trans Fac	Army Active	Weisskirchen	0	0	0	0	6	13,519	0	18	42.8
Wetzel Family Housing	Army Active	Baumholder	9	31,210	0	0	35	1,243,923	0	0	256.8
Wetzel Kaserne	Army Active	Baumholder	20	102,918	0	0	8	98,333	0	0	81.7
Wiesbaden Army Airfield	Army Active	Wiesbaden	421	1,438,185	0	0	115	2,130,939	0	638	1,114.9
Wiesbaden Recreation Center	Army Active	Wiesbaden	4	6,758	0	0	1	1,342	0	26	5.5
* OTHER SITE(S) : 26			4	26,219	32	93,044	17	90,693	2	96	55.6
Germany Total:			4,963	20,831,587	2,756	8,288,132	4,981	57,623,258	199	134,050	31,317.4
Honduras											
* OTHER SITE(S) : 1			144	267,786	0	0	0	0	0	0	207.2
Honduras Total:			144	267,786	0	0	0	0	0	0	207.2
Italy											
Camp Darby	Army Active	Tirrenia	147	624,575	0	0	1	25,269	0	159	345.3
Camp Ederle	Army Active	Vicenza	193	1,591,347	8	70,213	43	427,070	0	147	1,109.9
Del Din	Army Active	Vicenza	43	979,643	0	0	9	203,866	0	153	518.0
Livorno	Army Active	Livorno	0	0	33	165,442	0	0	0	0	37.5
Livorno Supply and Maint Area	Army Active	Livorno	128	1,239,422	0	0	0	0	0	277	542.3
Livorno Training Area	Army Active	Livorno	5	5,727	0	0	0	0	0	50	8.6
Longare Communications Site	Army Active	Vicenza	6	7,741	0	0	27	72,952	0	52	48.9
Pisa Ammo Storage Area	Army Active	Pisa	220	544,695	0	0	1	8,445	0	2,093	264.7
Vicenza	Army Active	Vicenza	1	1,431	145	1,319,885	3	9,902	0	5	304.4
Vicenza Basic Load Storage Area	Army Active	Vicenza	16	28,010	0	0	0	0	0	34	15.9

* US Locations that do not meet criteria of at least ten (10) Acres AND at least \$10M PRV. US Territories and Non-US Locations that do not meet criteria of at least ten (10) Acres OR at least \$10M PRV.

DEPARTMENT OF DEFENSE - Army
Base Structure Report - As of 30 Sept 2014

SITE	COMPONENT	NAME NEAREST CITY	BUILDINGS						ACRES OWNED	TOTAL ACRES	PRV (\$M)
			OWNED		LEASED		OTHER				
			COUNT	SQFT	COUNT	SQFT	COUNT	SQFT			
Vicenza Family Housing	Army Active	Vicenza	215	690,372	0	0	1	2,793	0	82	231.9
* OTHER SITE(S) : 3			9	4,652	0	0	0	0	0	5	2.6
Italy Total:			983	5,717,614	186	1,555,540	85	750,297	0	3,057	3,430.0
Japan											
Akasaka Press Center	Army Active	Tokyo	6	507	0	0	5	162,032	0	7	44.0
Akizuki Ammunition Depot	Army Active	Akizuki	16	4,842	0	0	50	407,615	0	138	176.5
Camp Zama	Army Active	Sagamihara	136	557,041	0	0	230	2,647,074	0	578	1,127.0
Hiro Ammunition Depot	Army Active	Kure	12	8,639	0	0	11	113,449	0	88	49.4
Kachin Hanto Area	Army Active	Kachin Hanto	10	2,589	0	0	6	9,767	0	84	71.9
Kawakami Ammunition Depot	Army Active	Higashi-Hiroshima	71	117,018	0	0	47	229,255	0	644	188.3
Kure Pier 6	Army Active	Kure	8	4,047	0	0	9	61,898	0	4	26.9
Naha Port	Army Active	Naha	54	330,228	0	0	4	26,831	0	139	211.0
POL Facilities	Army Active	Yomitan-San	42	32,472	0	0	28	32,405	50	347	311.0
Sagami General Depot	Army Active	Sagamihara	146	131,710	0	0	124	3,334,806	0	528	911.2
Sagamihara FH Area	Army Active	Sagamihara	265	60,075	0	0	233	1,028,870	0	149	277.1
Torii Station	Army Active	Yomitan-San	138	499,657	0	0	33	343,344	28	505	310.7
Yokohama North Dock	Army Active	Yokohama	19	12,726	0	0	58	561,360	0	121	362.2
* OTHER SITE(S) : 2			3	3,262	0	0	0	0	0	2	4.3
Japan Total:			926	1,764,813	0	0	838	8,958,706	77	3,335	4,071.6
Netherlands											
Hendrik Mine	Army Active	Brunssum	4	4,222	0	0	8	628,571	0	0	103.7
Schinnen	Army Active	Schinnen	0	0	117	173,564	0	0	0	0	30.7
Schinnen Emma Mine	Army Active	Schinnen	39	94,638	14	143,150	0	0	0	24	66.2
* OTHER SITE(S) : 4			2	18,791	8	13,268	1	0	0	2	12.3
Netherlands Total:			45	117,651	139	329,982	9	628,571	0	26	213.0
Romania											
Mihail Kogalniceanu Airfield	Army Active	Unknown	8	62,794	0	0	0	0	0	0	13.4
Mihail Kogalniceanu Main Camp	Army Active	Unknown	9	8,999	0	0	72	295,276	0	0	74.5
* OTHER SITE(S) : 1			1	311	0	0	0	0	0	0	0.1
Romania Total:			18	72,104	0	0	72	295,276	0	0	88.0
South Korea											
Bayonet Training Area	Army Active	Unknown	0	0	0	0	0	0	0	248	0.0
Camp Ames	Army Active	Unknown	10	19,146	0	0	0	0	0	20	4.8
Camp Carroll	Army Active	Waegwan	281	2,873,488	0	0	50	918,549	0	495	844.3

* US Locations that do not meet criteria of at least ten (10) Acres AND at least \$10M PRV. US Territories and Non-US Locations that do not meet criteria of at least ten (10) Acres OR at least \$10M PRV.

DEPARTMENT OF DEFENSE - Army
Base Structure Report - As of 30 Sept 2014

SITE	COMPONENT	NAME NEAREST CITY	BUILDINGS						ACRES OWNED	TOTAL ACRES	PRV (\$M)
			OWNED		LEASED		OTHER				
			COUNT	SQFT	COUNT	SQFT	COUNT	SQFT			
Camp Casey	Army Active	Tong Du Chon	746	4,100,526	0	0	2	9,468	2	2,830	1,191.1
Camp Castle	Army Active	Tong Du Chon	65	354,990	0	0	0	0	1	51	99.8
Camp Eagle	Army Active	Wonju	69	444,544	0	0	0	0	0	113	143.7
Camp Henry	Army Active	Taegu	103	507,585	149	237,137	33	199,752	1	59	212.4
Camp Henry (Brooklyn Hill)	Army Active	Yongsan	10	3,265	0	0	0	0	0	34	2.4
Camp Henry (Dartboard Site)	Army Active	Unknown	2	1,672	0	0	0	0	0	10	1.9
Camp Henry (Pier 8)	Army Active	Pusan	4	7,759	0	0	12	94,897	0	11	50.3
Camp Hovey	Army Active	Camp Hovey	231	1,612,955	0	0	1	25,696	0	763	426.7
Camp Humphreys	Army Active	Pyeongtack	468	7,495,963	4	379,472	3	5,403	0	2,236	1,971.7
Camp Humphreys (High Point)	Army Active	Chechon	1	668	0	0	0	0	0	10	1.4
Camp Humphreys (Richmond)	Army Active	Taejon	2	564	0	0	0	0	0	14	1.5
Camp Jackson	Army Active	Uijong Bu	54	179,622	0	0	0	0	0	406	44.5
Camp Kwangsa Ri	Army Active	Yongju	15	35,750	0	0	4	8,000	0	31	11.8
Camp Long	Army Active	Wonju	124	307,974	0	0	3	6,260	0	84	98.0
Camp Market	Army Active	Inchon	70	588,144	0	0	39	581,229	0	119	208.1
Camp Red Cloud	Army Active	Uijong Bu	263	1,415,271	0	0	0	0	0	207	388.1
Camp Red Cloud (Bullseye 01)	Army Active	Yongchon	99	264,375	0	0	0	0	0	2,204	87.3
Camp Red Cloud (Bullseye 02)	Army Active	Paju	0	0	0	0	0	0	0	255	0.9
Camp Stanley	Army Active	Uijong Bu	324	1,603,767	0	0	0	0	0	605	430.5
Camp Walker	Army Active	Taegu	224	1,138,467	0	0	0	0	1	195	306.9
Camp Yongin	Army Active	Yongin	8	46,063	0	0	3	9,398	0	8	16.1
Chang San	Army Active	Pusan	10	4,710	0	0	0	0	2	26	2.9
DRMO APO	Army Active	Kimchon	7	126,524	0	0	0	0	24	24	20.9
Far East Dist Engr	Army Active	Seoul	36	112,541	0	0	14	76,982	0	11	49.6
Gun Training Area	Army Active	Unknown	0	0	0	0	0	0	0	123	0.0
H220 Heliport	Army Active	Tong Du Chon	53	236,593	0	0	0	0	0	52	55.3
K-16 AB	Army Active	Songnam	58	374,958	1	140,657	18	268,804	0	205	214.9
Kamaksan ASA	Army Active	Unknown	9	6,544	0	0	0	0	0	48	3.2
Kunsan POL Terminal Site	Army Active	Kunsan	4	5,828	0	0	0	0	0	17	18.4
Madison Site	Army Active	Unknown	14	8,438	0	0	0	0	0	22	7.3
Masan Ammunition Depot	Army Active	Masan	14	45,489	0	0	0	0	0	464	13.7
Niblo Barracks	Army Active	Seoul	16	29,204	0	0	2	6,345	0	7	11.2
Pusan Storage Facility	Army Active	Pusan	67	393,020	0	0	7	14,406	0	66	83.1
Pyongtaek Cpx Area	Army Active	Pyong Taek	4	4,432	0	0	0	0	0	7,640	5.0
Shinbuk Relay	Army Active	Unknown	5	5,024	0	0	0	0	0	13	8.9
Sungnam Golf Course	Army Active	Songnam	3	1,731	0	0	10	59,378	0	230	22.5
Tango	Army Active	Songnam	33	185,423	0	0	11	78,706	0	241	79.0
Watkins Range	Army Active	Unknown	0	0	0	0	0	0	0	13	0.0
Yong Pyong	Army Active	Yong Pyong	110	256,791	0	0	0	0	0	3,346	126.7
Yongsan Garrison	Army Active	Seoul	802	4,866,582	50	1,337,456	197	1,104,466	0	625	1,916.8

* US Locations that do not meet criteria of at least ten (10) Acres AND at least \$10M PRV. US Territories and Non-US Locations that do not meet criteria of at least ten (10) Acres OR at least \$10M PRV.

DEPARTMENT OF DEFENSE - Army
Base Structure Report - As of 30 Sept 2014

SITE	COMPONENT	NAME NEAREST CITY	BUILDINGS						ACRES OWNED	TOTAL ACRES	PRV (\$M)
			OWNED		LEASED		OTHER				
			COUNT	SQFT	COUNT	SQFT	COUNT	SQFT			
* OTHER SITE(S) : 15			99	134,872	0	0	7	46,076	6	49	52.5
		South Korea Total:	4,517	29,801,262	204	2,094,722	416	3,513,815	37	24,230	9,236.1
		Overseas Total:	11,692	59,128,803	3,311	12,527,562	6,611	73,058,716	330	165,771	49,698.8
		Worldwide Totals By Reporting Component:	86,278	689,562,211	4,671	21,729,406	47,596	232,864,224	8,421,577	12,438,737	301,803.0

* US Locations that do not meet criteria of at least ten (10) Acres AND at least \$10M PRV. US Territories and Non-US Locations that do not meet criteria of at least ten (10) Acres OR at least \$10M PRV.

DEPARTMENT OF DEFENSE - Navy
Base Structure Report - As of 30 Sept 2014

SITE	COMPONENT	NAME NEAREST CITY	BUILDINGS						ACRES OWNED	TOTAL ACRES	PRV (\$M)
			OWNED		LEASED		OTHER				
			COUNT	SQFT	COUNT	SQFT	COUNT	SQFT			
Alabama											
Barin Field	Navy Active	Foley	7	13,120	0	0	0	0	763	818	36.0
NOLF Brewton	Navy Active	Brewton	0	0	1	216	2	1,070	0	653	43.5
NOLF Evergreen	Navy Active	Evergreen	0	0	2	2,204	0	0	136	444	34.4
NOLF Silverhill	Navy Active	Daphne	2	1,443	0	0	0	0	400	400	106.7
NOLF Summerdale	Navy Active	Summerdale	2	1,043	0	0	0	0	565	567	33.0
NOLF Wolf	Navy Active	Summerdale	1	240	0	0	0	0	422	422	30.5
NOSC-MCRC Bessemer	Navy Reserve	Bessemer	9	74,409	0	0	0	0	16	16	16.1
* OTHER SITE(S) : 4			3	17,000	0	0	0	0	1	2	4.3
Alabama Total:			24	107,255	3	2,420	2	1,070	2,303	3,321	304.4
Alaska											
Back Island	Navy Active	Ketchikan	4	25,060	0	0	0	0	0	15	77.4
NARL Barrow Camp	Navy Active	Barrow	4	37,858	0	0	0	0	0	688	40.2
Alaska Total:			8	62,918	0	0	0	0	0	703	117.6
Arizona											
NAVOBSSTA Flagstaff	Navy Active	Flagstaff	12	37,890	0	0	0	0	278	293	15.7
* OTHER SITE(S) : 1			12	49,220	0	0	0	0	9	9	13.1
Arizona Total:			24	87,110	0	0	0	0	287	302	28.8
California											
CSO Hunters Point Annex	Navy Active	San Francisco	128	2,940,189	0	0	0	0	858	858	2,661.6
CSO NAS Alameda	Navy Active	Alameda	101	2,306,042	0	0	0	0	2,377	2,377	1,982.1
CSO NS Treasure Island	Navy Active	San Francisco	117	1,970,540	1	30,000	0	0	995	996	1,140.6
CSO NSY Long Beach	Navy Active	Long Beach	24	708,549	0	0	0	0	390	396	434.3
CSO NSY Mare Island	Navy Active	Vallejo	97	943,793	0	0	0	0	860	860	406.4
Former NAVPHIBASE Coronado	Navy Active	Coronado	161	2,125,587	0	0	193	872,860	760	762	894.6
Holtville Carrier LS	Navy Active	El Centro	0	0	0	0	0	0	0	110	24.7
Laguna Peak	Navy Active	Point Mugu	11	13,885	0	0	0	0	39	39	18.2
Long Beach Fuel Complex	Navy Active	Long Beach	7	8,305	0	0	0	0	11	11	106.8
NAF El Centro	Navy Active	El Centro	195	1,084,156	0	0	58	145,657	2,682	2,863	820.0
NAF El Centro Target 101	Navy Active	El Centro	1	7,546	0	0	0	0	4,005	20,357	27.4
NAS Lemoore	Navy Active	Lemoore Nas	254	3,581,867	0	0	922	3,124,947	18,355	29,408	2,832.1
Naval Medical Center San Diego	Navy Active	San Diego	22	2,103,968	0	0	4	11,771	76	76	1,118.7
NAVBASE Ventura City Point Mugu	Navy Active	Point Mugu	530	4,065,031	0	0	391	684,763	4,484	4,484	2,203.4
NAVPHIBASE Seal Side	Navy Active	Coronado	29	572,940	0	0	0	0	72	329	160.2
NAVPMOSSP Mtn View	Navy Active	Mountain View	11	784,873	0	0	0	0	343	343	305.9
NAVSUPPET Monterey	Navy Active	Monterey	65	1,391,802	0	0	3	11,148	136	137	541.0

* US Locations that do not meet criteria of at least ten (10) Acres AND at least \$10M PRV. US Territories and Non-US Locations that do not meet criteria of at least ten (10) Acres OR at least \$10M PRV.

DEPARTMENT OF DEFENSE - Navy
Base Structure Report - As of 30 Sept 2014

SITE	COMPONENT	NAME NEAREST CITY	BUILDINGS						ACRES OWNED	TOTAL ACRES	PRV (\$M)
			OWNED		LEASED		OTHER				
			COUNT	SQFT	COUNT	SQFT	COUNT	SQFT			
NAVSUPPDET Monterey Dixon Transmitter Fac	Navy Active	Dixon	11	36,325	0	0	0	0	1,213	1,213	43.4
NAVSUPPDET Monterey La Mesa Village	Navy Active	Monterey	15	113,870	0	0	256	832,851	287	287	246.9
NAVSUPPDET Monterey Navy School Annex	Navy Active	Monterey	27	215,471	0	0	0	0	234	247	115.7
NAWS China Lake	Navy Active	China Lake	1,119	4,621,145	0	0	408	838,534	81,955	606,926	3,901.5
NAWS China LakeRandsburg Wash Area	Navy Active	Trona	51	157,047	0	0	2	1,084	4,541	503,468	205.3
NB Coronado	Navy Active	San Diego	578	9,234,630	0	0	61	149,395	2,802	2,804	4,614.9
NB Coronado Camp Michael Monsoor	Navy Active	Pine Valley	17	35,163	0	0	0	0	0	6,634	21.9
NB Coronado Camp Morena	Navy Active	Jacumba	0	0	0	0	24	54,795	0	62	16.2
NB Coronado Imperial Beach	Navy Active	Imperial Beach	58	461,600	0	0	28	333,320	1,258	1,294	511.8
NB Coronado Lofgren Terrace	Navy Active	Chula Vista	0	0	0	0	53	375,010	35	35	78.8
NB Coronado NF Survival Tng	Navy Active	Warner Springs	42	52,171	0	0	0	0	0	12,544	15.6
NB Coronado Silver Strand	Navy Active	Imperial Beach	12	112,190	0	0	2	10,000	549	550	44.7
NB Point Loma	Navy Active	San Diego	120	1,074,537	0	0	16	35,499	112	1,218	571.2
NB Point Loma Admiral Hartman Housing 1	Navy Active	San Diego	0	0	0	0	92	150,991	46	46	53.1
NB Point Loma Admiral Hartman Housing 2	Navy Active	San Diego	0	0	0	0	56	90,881	54	54	18.4
NB Point Loma Admiral Hartman Housing 3	Navy Active	San Diego	0	0	0	0	288	488,696	54	54	98.7
NB Point Loma Chesterton Hsg	Navy Active	San Diego	1	6,863	0	0	434	808,938	144	144	188.1
NB Point Loma Fleet ASW	Navy Active	San Diego	44	1,112,334	0	0	0	0	66	66	351.8
NB Point Loma Fuel Farm	Navy Active	San Diego	38	79,092	0	0	1	1,625	14	206	322.3
NB Point Loma Old Town	Navy Active	San Diego	13	1,465,324	0	0	0	0	47	47	544.2
NB Point Loma SPAWARS South	Navy Active	San Diego	11	31,865	0	0	0	0	38	38	14.2
NB San Diego	Navy Active	San Diego	177	2,666,140	0	0	0	0	940	949	2,400.9
NB San Diego Bayview Hills Housing	Navy Active	San Diego	1	5,500	0	0	199	1,622,259	162	162	338.5
NB San Diego Broadway Complex	Navy Active	San Diego	8	893,004	0	0	0	0	20	22	225.3
NB San Diego Chollas Heights Housing	Navy Active	San Diego	1	12,800	0	0	91	556,930	78	78	125.0
NB San Diego Dryside	Navy Active	San Diego	128	3,306,910	0	0	9	1,470,726	289	289	1,300.3
NB San Diego Eucalyptus Housing	Navy Active	San Diego	0	0	0	0	57	487,888	41	41	98.6
NB San Diego Home Terrace Condos	Navy Active	San Diego	0	0	0	0	20	120,542	10	10	24.4
NB San Diego Howard Gilmore	Navy Active	La Mesa	0	0	0	0	48	759,257	38	38	136.8
NB San Diego Mission Gorge	Navy Active	San Diego	15	28,606	0	0	0	0	448	448	25.8
NB San Diego Murphy Canyon	Navy Active	San Diego	4	30,360	0	0	1,132	4,646,447	733	733	1,056.4
NB San Diego National City	Navy Active	National City	4	246,917	0	0	0	0	56	56	37.0

* US Locations that do not meet criteria of at least ten (10) Acres AND at least \$10M PRV. US Territories and Non-US Locations that do not meet criteria of at least ten (10) Acres OR at least \$10M PRV.

DEPARTMENT OF DEFENSE - Navy
Base Structure Report - As of 30 Sept 2014

SITE	COMPONENT	NAME NEAREST CITY	BUILDINGS						ACRES OWNED	TOTAL ACRES	PRV (\$M)
			OWNED		LEASED		OTHER				
			COUNT	SQFT	COUNT	SQFT	COUNT	SQFT			
NB San Diego Pomerado Terrace	Navy Active	San Diego	0	0	0	0	23	263,281	52	52	56.5
NB San Diego Terrace View Villas	Navy Active	San Diego	0	0	0	0	41	227,468	17	17	48.7
NORCO	Navy Active	Norco	55	475,160	0	0	0	0	279	281	319.9
Norwalk Fuel Complex	Navy Active	Norwalk	0	0	0	0	0	0	17	18	94.7
NOSC Alameda	Navy Reserve	Alameda	5	96,600	0	0	0	0	15	15	33.3
NOSC LA	Navy Reserve	Los Angeles	6	142,462	0	0	0	0	11	11	43.2
NOSC Sacramento	Navy Reserve	Sacramento	4	53,337	0	0	0	0	19	19	17.4
NS Long Beach	Navy Active	Long Beach	2	412	0	0	0	0	776	776	61.5
NWS Seal Beach	Navy Active	Seal Beach	269	2,021,279	0	0	44	462,265	4,822	4,853	957.9
NWS Seal Beach Det Concord	Navy Active	Concord	339	1,571,454	0	0	0	0	5,038	5,038	712.2
NWS Seal Beach Fallbrook California	Navy Active	Fallbrook	264	986,757	0	0	0	0	8,852	8,852	439.9
Port Hueneme	Navy Active	Port Hueneme	384	5,487,514	47	375,248	196	725,414	1,675	1,741	2,259.2
San Clemente	Navy Active	San Clemente	239	616,908	0	0	0	0	0	36,206	575.2
San Nicolas Island	Navy Active	San Nicolas Island	133	416,236	0	0	1	200	0	13,370	516.1
San Pedro Fuel Depot	Navy Active	Los Angeles	26	34,175	0	0	0	0	342	344	333.4
Santa Cruz Island	Navy Active	Goleta	10	17,072	0	0	0	0	0	11	32.7
Sewage Evaporation Pon	Navy Active	Lemoore Nas	0	0	0	0	0	0	430	430	21.5
* OTHER SITE(S) : 89			606	4,786,254	8	597,495	236	1,102,260	985	26,218	2,143.7
California Total:			6,590	67,314,555	56	1,002,743	5,389	21,467,702	156,037	1,303,421	42,092.7
Connecticut											
NAVSUBASE New London	Navy Active	Groton	192	3,279,712	0	0	14	23,187	686	687	1,593.1
NAVSUBASE New London Conning Towers	Navy Active	Groton	7	30,835	0	0	78	220,080	50	50	65.3
NAVSUBASE New London Dolphin Gardens	Navy Active	Groton	1	47,779	0	0	0	0	40	40	17.6
NAVSUBASE New London Nautilus Park 1st Inc	Navy Active	Groton	1	26,544	0	0	500	660,563	50	50	161.1
NAVSUBASE New London Nautilus Park 2nd Inc	Navy Active	Groton	0	0	0	0	262	645,164	142	142	156.2
NAVSUBASE New London Nautilus Park 3rd Inc	Navy Active	Groton	2	29,611	0	0	1	5,421	115	115	12.4
NAVSUBASE New London Polaris Park	Navy Active	Groton	2	10,744	0	0	46	355,751	52	52	83.2
NAVSUBASE New London Trident Park	Navy Active	Groton	1	400	0	0	82	505,371	85	86	124.0
* OTHER SITE(S) : 4			10	46,951	0	0	0	0	42	65	16.4
Connecticut Total:			216	3,472,576	0	0	983	2,415,537	1,261	1,287	2,229.2

* US Locations that do not meet criteria of at least ten (10) Acres AND at least \$10M PRV. US Territories and Non-US Locations that do not meet criteria of at least ten (10) Acres OR at least \$10M PRV.

DEPARTMENT OF DEFENSE - Navy
Base Structure Report - As of 30 Sept 2014

SITE	COMPONENT	NAME NEAREST CITY	BUILDINGS						ACRES OWNED	TOTAL ACRES	PRV (\$M)
			OWNED		LEASED		OTHER				
			COUNT	SQFT	COUNT	SQFT	COUNT	SQFT			
District of Columbia											
Naval Research Lab	Navy Active	Washington, DC	96	3,085,465	0	0	0	0	131	133	1,203.0
NS Anacostia	Navy Active	Washington, DC	168	4,769,281	0	0	190	287,413	676	1,027	1,567.4
NSA North Potomac	Navy Active	Washington, DC	39	238,767	0	0	9	20,396	72	72	79.0
NSA Washington	Navy Active	Washington, DC	67	3,358,573	0	0	24	109,811	78	78	1,168.4
* OTHER SITE(S) : 2			0	0	0	0	7	29,552	2	2	5.4
District of Columbia Total:			370	11,452,087	0	0	230	447,172	959	1,311	4,023.2
Florida											
Corry Station	Navy Active	Pensacola	126	2,099,933	0	0	107	555,525	674	674	813.8
CSO NAS Cecil Field FL	Navy Active	Cecil Field	0	0	0	0	0	0	415	415	0.0
CSO NTC Orlando NTC Annex	Navy Active	Orlando	0	0	0	0	0	0	711	711	0.0
Dania Beach (Lauderdale)	Navy Active	Dania	11	30,735	0	0	0	0	0	10	18.3
NAS Jacksonville	Navy Active	Jacksonville	443	9,004,382	0	0	90	332,868	3,843	3,922	3,086.4
NAS Key West	Navy Active	Stock Island	132	891,236	0	0	17	14,627	4,006	4,787	604.8
NAS Key West Dredgers Key-Sigsbee	Navy Active	Key West	47	346,989	0	0	240	1,123,282	352	352	293.0
NAS Key West Fleming Key Magazine	Navy Active	Key West	41	160,384	0	0	4	122,948	322	323	119.1
NAS Key West Peary Court	Navy Active	Key West	0	0	0	0	0	0	54	54	0.0
NAS Key West Truman Annex	Navy Active	Key West	33	379,626	0	0	40	121,108	159	233	184.7
NAS Key West Trumbo Point Annex	Navy Active	Key West	25	368,371	0	0	122	452,765	129	137	276.6
NAS Pensacola	Navy Active	Pensacola	427	8,234,424	0	0	147	723,158	2,296	5,809	2,567.3
NAS Whiting Field Milton	Navy Active	Milton	135	1,276,080	0	0	1	156	3,533	4,774	708.2
Naval Hospital Key West	Navy Active	Key West	4	70,437	0	0	7	10,823	15	15	32.9
NOLF Choctaw	Navy Active	Navarre	6	25,860	0	0	0	0	1,450	1,450	95.0
NOLF Holley	Navy Active	Navarre	1	1,024	0	0	0	0	698	698	77.0
NOLF Santa Rosa	Navy Active	Milton	2	1,517	0	0	0	0	738	738	26.2
NOLF Spencer	Navy Active	Pace	3	4,195	0	0	0	0	640	640	22.8
NOSC Miami	Navy Reserve	Hialeah	2	62,741	0	0	0	0	20	20	17.6
NOTU Cape Canaveral	Navy Active	Cape Canaveral	81	526,448	0	0	0	0	250	256	251.0
NS Mayport	Navy Active	Jacksonville	296	2,577,988	0	0	397	1,392,230	2,973	3,230	1,506.5
NS Mayport Commissary Site	Navy Active	Atlantic Beach	1	163,973	0	0	0	0	29	29	32.7
NS Mayport FISC	Navy Active	Jacksonville	31	41,456	0	0	0	0	181	181	105.9
NS Mayport Ribault Bay Village	Navy Active	Atlantic Beach	6	43,616	0	0	104	605,782	129	129	104.8
NSA Orlando	Navy Active	Orlando	10	306,090	2	57,108	1	71,285	41	42	114.7
NSA Panama City	Navy Active	Panama City	191	1,493,459	0	0	35	98,614	654	678	552.0
OLF Bronson	Navy Active	Pensacola	30	16,684	0	0	1	1,916	967	1,098	23.3
OLF Whitehouse	Navy Active	Jacksonville	7	11,157	0	0	1	4,590	1,907	5,186	43.5
Pinecastle E.W. Range	Navy Active	Altoona	12	6,775	0	0	0	0	0	5,900	10.2

* US Locations that do not meet criteria of at least ten (10) Acres AND at least \$10M PRV. US Territories and Non-US Locations that do not meet criteria of at least ten (10) Acres OR at least \$10M PRV.

DEPARTMENT OF DEFENSE - Navy
Base Structure Report - As of 30 Sept 2014

SITE	COMPONENT	NAME NEAREST CITY	BUILDINGS						ACRES OWNED	TOTAL ACRES	PRV (\$M)
			OWNED		LEASED		OTHER				
			COUNT	SQFT	COUNT	SQFT	COUNT	SQFT			
Saufley Field	Navy Active	Pensacola	76	704,438	0	0	1	384	882	895	316.3
Whiting Pines	Navy Active	Milton	4	10,457	0	0	251	459,983	0	98	72.7
* OTHER SITE(S) : 46			121	771,501	27	464,353	16	134,602	4,839	14,728	424.0
Florida Total:			2,304	29,631,975	29	521,461	1,582	6,226,646	32,906	58,209	12,501.5
Georgia											
NAVSUBASE Kings Bay	Navy Active	Kings Bay	449	5,359,859	0	0	199	1,031,788	12,897	16,556	2,694.4
NOSC-MCRC Atlanta	Navy Reserve	Marietta	3	109,120	0	0	0	0	18	18	23.5
* OTHER SITE(S) : 10			34	169,819	0	0	3	12,878	79	81	41.8
Georgia Total:			486	5,638,798	0	0	202	1,044,666	12,994	16,654	2,759.7
Guam											
Agana	Navy Active	Agana	2	17,122	0	0	0	0	7	22	39.8
Andersen Administration Annex	Navy Active	Unknown	19	180,180	0	0	0	0	1,922	1,922	187.5
Andersen AFB	Navy Active	Andersen AFB	1,446	6,569,004	0	0	0	0	12,554	12,626	6,527.9
Andersen AFS	Navy Active	Unknown	6	9,138	0	0	0	0	6	6	33.4
Andersen Annex	Navy Active	Yigo	2	520	0	0	0	0	8	37	20.5
Andersen Communications Annex 2	Navy Active	Unknown	4	4,459	0	0	0	0	0	0	12.4
Andersen Petrol Product Storage Annex 1	Navy Active	Unknown	2	1,652	0	0	0	0	19	19	2.1
Andersen Petrol Product Storage Annex 2	Navy Active	Unknown	3	14,269	0	0	0	0	24	24	112.7
Dandan	Navy Active	Agana	6	25,416	0	0	0	0	78	78	21.4
Harmon Substation	Navy Active	Dededo	0	0	0	0	0	0	4	15	0.0
Naval Hospital	Navy Active	Agana	61	598,211	0	0	0	0	120	139	565.3
NAVBASE Guam	Navy Active	Agana	932	5,641,846	0	0	1	6,900	7,473	7,705	5,781.6
NAVBASE Guam Apra Heights	Navy Active	Apra	133	650,925	0	0	0	0	0	3	375.3
NAVBASE Guam Barrigada	Navy Active	Barrigada	26	180,365	0	0	0	0	1,366	1,417	192.8
NAVBASE Guam Finegayan	Navy Active	Finegayan	301	1,157,339	0	0	0	0	2,416	2,497	827.2
NAVBASE Guam Finegayan, South	Navy Active	Finegayan	0	0	0	0	0	0	733	739	0.0
NAVBASE Guam Harmon	Navy Active	Dededo	16	22,856	0	0	0	0	3	17	17.6
NAVBASE Guam Magazine Reservoir, Naval Magazine	Navy Active	Santa Rita	0	0	0	0	0	0	10	12	0.0
NAVBASE Guam Marbo	Navy Active	Mangilao	0	0	0	0	0	0	0	45	4.1
NAVBASE Guam Naval Magazine	Navy Active	Santa Rita	206	685,564	0	0	0	0	8,650	8,665	768.6
NAVBASE Guam Talofofo	Navy Active	Talofofo	0	0	0	0	0	0	13	13	0.0
NAVBASE Guam Tiyan	Navy Active	Agana	1	895	0	0	0	0	0	22	1.0
NAVBASE Guam, Naval Magazine	Navy Active	Santa Rita	0	0	0	0	0	0	9	10	0.0
Nimitz Hill	Navy Active	Nimitz Hill	71	218,762	0	0	0	0	113	282	182.0
Santa Rosa Parcel B	Navy Active	Andersen AFB	0	0	0	0	0	0	12	12	0.0

* US Locations that do not meet criteria of at least ten (10) Acres AND at least \$10M PRV. US Territories and Non-US Locations that do not meet criteria of at least ten (10) Acres OR at least \$10M PRV.

DEPARTMENT OF DEFENSE - Navy
Base Structure Report - As of 30 Sept 2014

SITE	COMPONENT	NAME NEAREST CITY	BUILDINGS						ACRES OWNED	TOTAL ACRES	PRV (\$M)
			OWNED		LEASED		OTHER				
			COUNT	SQFT	COUNT	SQFT	COUNT	SQFT			
Sasa Valley	Navy Active	Piti	53	25,162	0	0	0	0	422	422	871.9
Tanguisson Point	Navy Active	Dededo	1	29,205	0	0	0	0	27	59	169.6
Tenjo Vista	Navy Active	Piti	9	2,901	0	0	0	0	230	235	83.2
WAR DOG CEMETERY	Navy Active	Andersen Ab	0	0	0	0	0	0	31	31	0.0
* OTHER SITE(S) : 7			0	0	0	0	0	0	1	2	0.0
Guam Total:			3,300	16,035,792	0	0	1	6,900	36,253	37,075	16,797.8
Hawaii											
Aiea	Navy Active	Aiea	24	38,734	0	0	160	447,225	78	91	310.9
CSO Barbers Point	Navy Active	Barbers Point	0	0	0	0	0	0	678	678	109.2
Ewa	Navy Active	Ewa Beach	221	852,415	0	0	0	0	2,308	2,323	777.2
Hickam Petrol Strg Ann	Navy Active	Hickam AFB	6	7,247	0	0	0	0	1	96	373.7
Honolulu	Navy Active	Pearl Harbor	175	1,698,971	1	55,000	1,291	5,022,285	573	576	2,903.8
Kalaeloa	Navy Active	Barbers Point	165	1,010,412	1	12,122	0	0	163	164	604.3
Kamokala Ridge	Navy Active	Kekaha	13	23,582	0	0	0	0	0	89	20.3
Makaha Ridge	Navy Active	Kokee	17	28,473	0	0	0	0	0	243	40.3
Manana Housing/Pw Area	Navy Active	Pearl City	1	775	0	0	49	125,391	23	23	51.4
NS Pearl Harbor	Navy Active	Pearl Harbor	973	13,640,974	0	0	288	955,993	6,764	6,819	14,040.8
PACMISRANFAC Hawaiian Area	Navy Active	Kekaha	210	510,668	0	0	41	79,920	8	4,565	686.7
Pearl City	Navy Active	Pearl City	26	270,042	0	0	252	978,603	575	633	668.1
Wahiawa	Navy Active	Wahiawa	114	753,577	0	0	121	555,765	689	712	705.2
Waianae	Navy Active	Luualalei	429	1,100,133	0	0	1	378	4,338	9,228	805.2
Waikele	Navy Active	Waipahu	0	0	0	0	0	0	485	488	0.0
Waipahu	Navy Active	Waipahu	23	41,491	0	0	0	0	1,434	1,456	119.8
* OTHER SITE(S) : 39			22	61,822	1	11,521	10	18,424	130	1,334	2,323.9
Hawaii Total:			2,419	20,039,315	3	78,643	2,213	8,183,984	18,247	29,518	24,540.8
Idaho											
Bayview Idaho	Navy Active	Bayview	12	76,288	0	0	0	0	22	22	43.6
* OTHER SITE(S) : 4			8	50,598	0	0	0	0	8	12	15.3
Idaho Total:			20	126,886	0	0	0	0	30	34	58.9
Illinois											
Fort Sheridan	Navy Active	Highland Park	2	1,938	0	0	87	426,429	119	130	114.5
GL Camp JPJ	Navy Active	Great Lakes	9	1,302,086	0	0	0	0	0	52	389.8
GL Forrestal Village	Navy Active	Great Lakes	51	921,086	1	38,000	624	1,726,222	482	482	664.6
Glenview	Navy Active	Glenview	1	13,876	0	0	118	697,184	26	32	159.0
NS Great Lakes	Navy Active	Great Lakes	193	5,902,375	0	0	29	148,190	1,143	1,147	2,542.0

* US Locations that do not meet criteria of at least ten (10) Acres AND at least \$10M PRV. US Territories and Non-US Locations that do not meet criteria of at least ten (10) Acres OR at least \$10M PRV.

DEPARTMENT OF DEFENSE - Navy
Base Structure Report - As of 30 Sept 2014

SITE	COMPONENT	NAME NEAREST CITY	BUILDINGS				ACRES OWNED	TOTAL ACRES	PRV (\$M)		
			OWNED		LEASED					OTHER	
			COUNT	SQFT	COUNT	SQFT				COUNT	SQFT
* OTHER SITE(S) : 9			82	2,872,674	1	864	448	928,066	11	21	1,242.0
		Illinois Total:	338	11,014,035	2	38,864	1,306	3,926,091	1,780	1,865	5,111.9
Indiana											
NSA Crane	Navy Active	Crane	2,399	11,248,270	0	0	41	74,866	62,433	62,435	4,101.2
* OTHER SITE(S) : 3			3	7,283	5	50,869	0	0	461	829	15.9
		Indiana Total:	2,402	11,255,553	5	50,869	41	74,866	62,894	63,264	4,117.1
Iowa											
* OTHER SITE(S) : 1			1	47,249	0	0	0	0	4	4	12.5
		Iowa Total:	1	47,249	0	0	0	0	4	4	12.5
Kansas											
* OTHER SITE(S) : 1			3	39,812	0	0	0	0	8	8	9.5
		Kansas Total:	3	39,812	0	0	0	0	8	8	9.5
Kentucky											
* OTHER SITE(S) : 1			5	35,972	0	0	0	0	5	5	8.2
		Kentucky Total:	5	35,972	0	0	0	0	5	5	8.2
Louisiana											
NAS JRB New Orleans	Navy Active	Belle Chasse	218	2,193,215	0	0	627	1,730,029	5,009	5,210	1,069.2
West Bank	Navy Active	New Orleans	0	0	0	0	62	309,288	25	31	56.6
* OTHER SITE(S) : 7			19	103,005	2	215,668	2	12,350	15	23	88.5
		Louisiana Total:	237	2,296,220	2	215,668	691	2,051,667	5,049	5,264	1,214.3
Maine											
NAS Brunswick	Navy Active	Brunswick	47	365,147	0	0	0	0	3,242	3,264	216.4
NAS Portsmouth NCTS Cutler VLF Area	Navy Active	Cutler	44	132,539	0	0	0	0	2,805	2,805	107.6
NAS Portsmouth Redington Township	Navy Active	Rangeley	74	54,228	0	0	0	0	12,468	12,468	17.4
NSY Portsmouth	Navy Active	Kittery	250	4,199,227	0	0	35	98,767	309	309	1,644.0
* OTHER SITE(S) : 6			46	59,735	0	0	0	0	287	292	22.3
		Maine Total:	461	4,810,876	0	0	35	98,767	19,111	19,138	2,007.7

* US Locations that do not meet criteria of at least ten (10) Acres AND at least \$10M PRV. US Territories and Non-US Locations that do not meet criteria of at least ten (10) Acres OR at least \$10M PRV.

DEPARTMENT OF DEFENSE - Navy
Base Structure Report - As of 30 Sept 2014

SITE	COMPONENT	NAME NEAREST CITY	BUILDINGS						ACRES OWNED	TOTAL ACRES	PRV (\$M)
			OWNED		LEASED		OTHER				
			COUNT	SQFT	COUNT	SQFT	COUNT	SQFT			
Maryland											
Blossom Point MD	Navy Active	La Plata	22	74,839	0	0	0	0	265	265	25.2
Glenn Forest	Navy Active	Lexington Park	0	0	0	0	58	438,608	139	139	79.4
NAS Patuxent River	Navy Active	Patuxent River	513	6,783,356	0	0	63	300,403	6,398	6,398	2,934.1
National Naval Medical Center Bethesda	Navy Active	Bethesda	84	4,849,151	0	0	5	22,983	242	243	2,106.8
Naval Academy North Severn	Navy Active	Annapolis	75	682,463	0	0	43	237,262	806	806	296.0
NMIC Suitland	Navy Active	Suitland	8	822,021	0	0	0	0	42	42	231.0
NSA Annapolis	Navy Active	Annapolis	57	4,107,090	0	0	47	233,704	286	286	1,445.9
NSA Annapolis Chesapeake Bay Detach	Navy Active	Solomons	49	177,103	0	0	0	0	168	168	97.3
NSA Annapolis Gambrills	Navy Active	Annapolis	56	106,614	0	0	0	0	856	856	34.2
NSA South Potomac Stump Neck Area	Navy Active	Indian Head	88	398,444	0	0	0	0	1,087	1,087	145.2
NSWC Carderock	Navy Active	Bethesda	80	1,906,532	0	0	0	0	186	186	823.0
NSWC Indian Head	Navy Active	Indian Head	919	2,620,698	0	0	45	84,202	1,959	1,959	1,194.5
Solomons Island	Navy Active	Solomons	103	278,815	0	0	1	5,340	295	295	73.7
Upper Yard Annapolis	Navy Active	Annapolis	45	560,582	0	0	57	417,258	69	69	356.9
Webster Field	Navy Active	Saint Inigoes	71	593,167	0	0	1	190	968	968	316.5
* OTHER SITE(S) : 26			38	91,456	7	85,638	1	97	310	962	60.8
Maryland Total:			2,208	24,052,331	7	85,638	321	1,740,047	14,078	14,730	10,220.7
Massachusetts											
CSO NAS South Weymouth	Navy Active	Weymouth	27	301,176	0	0	0	0	955	955	336.4
CSO NAS South Weymouth Squantum Housing	Navy Active	Weymouth	38	107,962	0	0	0	0	28	28	22.0
NAVPRO Pittsfield	Navy Active	Pittsfield	7	827,949	0	0	0	0	30	30	211.4
NWIRP Bedford	Navy Active	Bedford	9	276,796	0	0	0	0	46	79	107.7
* OTHER SITE(S) : 7			10	112,659	0	0	12	152,950	90	91	94.2
Massachusetts Total:			91	1,626,542	0	0	12	152,950	1,150	1,184	771.6
Michigan											
* OTHER SITE(S) : 2			4	48,128	2	59,855	0	0	3	11	29.6
Michigan Total:			4	48,128	2	59,855	0	0	3	11	29.6
Minnesota											
NOSC Minneapolis	Navy Reserve	Minneapolis	1	97,226	1	1,100	0	0	12	12	29.5
NOSC Saint Paul	Navy Reserve	Minneapolis	4	69,174	0	0	0	0	10	10	19.5
Minnesota Total:			5	166,400	1	1,100	0	0	22	22	49.0

* US Locations that do not meet criteria of at least ten (10) Acres AND at least \$10M PRV. US Territories and Non-US Locations that do not meet criteria of at least ten (10) Acres OR at least \$10M PRV.

DEPARTMENT OF DEFENSE - Navy
Base Structure Report - As of 30 Sept 2014

SITE	COMPONENT	NAME NEAREST CITY	BUILDINGS						ACRES OWNED	TOTAL ACRES	PRV (\$M)
			OWNED		LEASED		OTHER				
			COUNT	SQFT	COUNT	SQFT	COUNT	SQFT			
Mississippi											
Camp Keller (De Soto)	Navy Active	Biloxi	7	19,125	0	0	0	0	0	2,483	20.1
CBC Gulfport	Navy Active	Gulfport	180	4,542,512	0	0	256	837,544	1,094	1,098	1,123.6
CBC Gulfport Lakeside Housing	Navy Active	Pascagoula	8	193,960	0	0	0	0	33	33	38.7
NAS Meridian	Navy Active	Meridian	148	1,640,755	0	0	178	341,198	8,061	8,065	731.7
OLF Bravo	Navy Active	Preston	7	13,363	0	0	0	0	1,255	1,463	49.6
* OTHER SITE(S) : 11			11	106,884	5	8,276	90	1,187,813	3,808	6,073	346.8
Mississippi Total:			361	6,516,599	5	8,276	524	2,366,555	14,250	19,215	2,310.4
Missouri											
NOSC Kansas City	Navy Reserve	Kansas City	0	0	2	51,948	0	0	0	10	13.6
* OTHER SITE(S) : 3			16	107,464	0	0	0	0	24	24	27.7
Missouri Total:			16	107,464	2	51,948	0	0	24	34	41.3
Montana											
* OTHER SITE(S) : 2			1	17,000	0	0	1	16,180	0	0	8.3
Montana Total:			1	17,000	0	0	1	16,180	0	0	8.3
Nevada											
NAS Fallon	Navy Active	Fallon	309	2,143,558	1	100	162	272,279	4,429	12,894	1,145.9
NAS Fallon EW Range Fac	Navy Active	Fallon	9	40,950	0	0	0	0	0	1,831	61.5
NAS Fallon Target B-16	Navy Active	Fallon	1	480	0	0	0	0	0	27,300	26.2
NAS Fallon Target B-17	Navy Active	Fallon	3	4,544	0	0	0	0	0	52,940	33.4
NAS Fallon Target B-19	Navy Active	Fallon	6	4,080	0	0	0	0	0	29,276	30.6
NAS Fallon Target B-20	Navy Active	Fallon	3	554	0	0	0	0	19,429	41,180	27.0
* OTHER SITE(S) : 17			16	68,495	1	300	0	0	10,697	79,213	36.0
Nevada Total:			347	2,262,661	2	400	162	272,279	34,555	244,634	1,360.6
New Jersey											
NWS Earle	Navy Active	Colts Neck	349	1,604,366	0	0	87	355,759	11,146	11,146	925.2
Waterfront Earle	Navy Active	Colts Neck	36	301,190	0	0	1	4,000	705	705	533.3
* OTHER SITE(S) : 5			5	77,274	0	0	0	0	0	10	41.7
New Jersey Total:			390	1,982,830	0	0	88	359,759	11,851	11,861	1,500.1
New Mexico											
White Sands	Navy Active	White Sands Msl Rge	43	222,993	0	0	0	0	85	85	69.4
New Mexico Total:			43	222,993	0	0	0	0	85	85	69.4

* US Locations that do not meet criteria of at least ten (10) Acres AND at least \$10M PRV. US Territories and Non-US Locations that do not meet criteria of at least ten (10) Acres OR at least \$10M PRV.

DEPARTMENT OF DEFENSE - Navy
Base Structure Report - As of 30 Sept 2014

SITE	COMPONENT	NAME NEAREST CITY	BUILDINGS						ACRES OWNED	TOTAL ACRES	PRV (\$M)
			OWNED		LEASED		OTHER				
			COUNT	SQFT	COUNT	SQFT	COUNT	SQFT			
<u>New York</u>											
Housing Ballston	Navy Active	Saratoga Springs	0	0	0	0	60	156,565	31	31	28.2
Naval Support Unit Saratoga Springs	Navy Active	Saratoga Springs	9	57,689	0	0	23	147,341	39	61	48.4
NAVSUBASE New London Mitchel Field	Navy Active	Hempstead	4	70,229	0	0	93	365,213	45	45	89.2
NAVSUBASE New London Mitchel Manor 1	Navy Active	Hempstead	0	0	0	0	15	221,845	30	30	43.5
NAVSUBASE New London Mitchel Manor 2	Navy Active	East Meadow	0	0	0	0	9	143,094	37	37	45.1
NOSC Rochester	Navy Reserve	Rochester	2	53,138	1	1,095	0	0	10	10	16.6
NUWC Fishers Island	Navy Active	Fishers Island	8	17,754	0	0	0	0	72	72	13.9
* OTHER SITE(S) : 11			26	485,664	2	18,805	0	0	528	533	134.9
New York Total:			49	684,474	3	19,900	200	1,034,058	791	818	419.8
<u>North Carolina</u>											
Harvey Point NC	Navy Active	Hertford	21	40,593	0	0	0	0	1,675	1,791	44.7
NOSC Greensboro NC	Navy Reserve	Greensboro	5	70,122	0	0	0	0	10	10	16.8
* OTHER SITE(S) : 10			8	108,391	1	850	0	0	49	143	26.0
North Carolina Total:			34	219,106	1	850	0	0	1,735	1,944	87.5
<u>North Dakota</u>											
* OTHER SITE(S) : 2			1	187	4	11,918	0	0	2	836	8.0
North Dakota Total:			1	187	4	11,918	0	0	2	836	8.0
<u>Northern Mariana Islands</u>											
AMERICAN MEMORIAL PARK	Navy Active	Saipan, Mariana Isl	0	0	0	0	0	0	0	133	0.0
Farrallon De Medinilla	Navy Active	Saipan, Mariana Isl	0	0	0	0	0	0	0	206	0.0
NAVBASE Guam Tinian	Navy Active	Tinian, Mariana Isl	0	0	0	0	0	0	0	15,347	0.2
Northern Mariana Islands Total:			0	0	0	0	0	0	0	15,686	0.2
<u>Ohio</u>											
Bratenahl	Navy Active	Cleveland	11	77,147	0	0	0	0	27	31	23.9
NOSC Columbus	Navy Reserve	Columbus	8	136,503	0	0	0	0	24	42	33.7
NOSC Toledo	Navy Reserve	Toledo	3	53,341	0	0	0	0	14	14	16.2
* OTHER SITE(S) : 3			4	85,792	8	49,440	0	0	9	16	34.4
Ohio Total:			26	352,783	8	49,440	0	0	75	103	108.3
<u>Oklahoma</u>											

* US Locations that do not meet criteria of at least ten (10) Acres AND at least \$10M PRV. US Territories and Non-US Locations that do not meet criteria of at least ten (10) Acres OR at least \$10M PRV.

DEPARTMENT OF DEFENSE - Navy
Base Structure Report - As of 30 Sept 2014

SITE	COMPONENT	NAME NEAREST CITY	BUILDINGS				ACRES OWNED	TOTAL ACRES	PRV (\$M)		
			OWNED		LEASED					OTHER	
			COUNT	SQFT	COUNT	SQFT				COUNT	SQFT
* OTHER SITE(S) : 1			0	0	1	3,714	0	0	0	0	0.9
		Oklahoma Total:	0	0	1	3,714	0	0	0	0	0.9
Oregon											
Naval Weapons Systems Training Facility Boardman	Navy Active	Boardman	4	8,248	0	0	0	0	19,223	62,871	27.4
NOSC Portland	Navy Active	Portland	8	74,018	0	0	0	0	14	14	27.0
* OTHER SITE(S) : 2			3	11,342	0	0	1	9,470	0	39	7.4
		Oregon Total:	15	93,608	0	0	1	9,470	19,237	62,924	61.8
Pennsylvania											
NAS JRB Willow Grove	Navy Active	Willow Grove	94	983,812	0	0	0	0	790	873	460.1
NOSC Mc Lehigh Valley	Navy Reserve	Bethlehem	7	65,212	0	0	0	0	19	19	18.2
NOSC Pittsburgh	Navy Reserve	Pittsburgh	4	66,135	0	0	0	0	13	13	19.7
NSA Mechanicsburg	Navy Active	Mechanicsburg	107	8,620,113	2	1,400	1	38,911	818	819	1,688.7
NSA Mechanicsburg Det Philadelphia	Navy Active	Philadelphia	28	2,227,461	0	0	0	0	134	134	765.8
NSA Mechanicsburg Det Philadelphia Annex PNBC	Navy Active	Philadelphia	48	2,278,636	0	0	0	0	262	262	1,209.1
* OTHER SITE(S) : 7			57	580,885	0	0	0	0	20	21	174.3
		Pennsylvania Total:	345	14,822,254	2	1,400	1	38,911	2,056	2,141	4,335.9
Puerto Rico											
Cabeza De Perro	Navy Active	Ceiba	0	0	0	0	0	0	29	29	0.0
Fort Allen	Navy Active	Juana Diaz	2	8,067	0	0	0	0	0	117	2.8
Low Frequency Transmitter Site Aguada	Navy Active	Aguada	3	13,027	0	0	0	0	388	388	10.0
Mount Pirata	Navy Active	Vieques	1	330	0	0	0	0	59	59	1.9
Naval Activity Puerto Rico	Navy Active	Roosevelt	1,246	4,939,765	0	0	1	52,255	8,193	8,239	1,970.8
NSGA Sabana Seca	Navy Active	Sabana Seca	169	456,796	0	0	0	0	2,778	2,927	221.0
Pico Del Este - AFWTF	Navy Active	Naguabo	9	20,063	0	0	0	0	0	51	14.9
Pineros Island	Navy Active	Ceiba	0	0	0	0	0	0	325	325	0.0
Vieques West	Navy Active	Vieques	0	0	0	0	0	0	62	62	0.0
Vieques West	Navy Active	Vieques	2	8,031	0	0	0	0	373	386	3.6
* OTHER SITE(S) : 1			6	23,123	0	0	0	0	0	0	6.5
		Puerto Rico Total:	1,438	5,469,202	0	0	1	52,255	12,209	12,585	2,231.6
Rhode Island											
CSO Davisville CBC	Navy Active	Davisville	2	13,117	0	0	0	0	163	163	1.6

* US Locations that do not meet criteria of at least ten (10) Acres AND at least \$10M PRV. US Territories and Non-US Locations that do not meet criteria of at least ten (10) Acres OR at least \$10M PRV.

DEPARTMENT OF DEFENSE - Navy
Base Structure Report - As of 30 Sept 2014

SITE	COMPONENT	NAME NEAREST CITY	BUILDINGS						ACRES OWNED	TOTAL ACRES	PRV (\$M)
			OWNED		LEASED		OTHER				
			COUNT	SQFT	COUNT	SQFT	COUNT	SQFT			
Fort Adams	Navy Active	Newport	20	97,544	0	0	0	0	24	24	27.9
Gould Island	Navy Active	Jamestown	1	28,155	0	0	0	0	13	13	35.8
NS Newport	Navy Active	Newport	280	5,740,968	0	0	2	177	1,327	1,329	2,761.1
NS Newport Melville	Navy Active	Portsmouth	35	84,144	0	0	0	0	18	18	114.0
* OTHER SITE(S) : 6			541	2,213,148	0	0	0	0	0	0	564.9
Rhode Island Total:			879	8,177,076	0	0	2	177	1,545	1,547	3,505.2
South Carolina											
NAVHOSP Beaufort	Navy Active	Beaufort	21	432,412	0	0	33	90,213	126	127	235.9
* OTHER SITE(S) : 3			23	153,990	0	0	2	29,989	6	10	33.4
South Carolina Total:			44	586,402	0	0	35	120,202	132	137	269.4
Tennessee											
Northside Mid-South	Navy Active	Millington	2	18,731	3	710	1	64	340	340	18.5
NOSC Knoxville	Navy Reserve	Knoxville	1	46,476	0	0	0	0	11	11	10.6
NSA Midsouth Memphis	Navy Active	Millington	145	2,557,807	23	37,230	367	761,168	1,119	1,478	805.8
NSWC Carderock Div	Navy Active	Memphis	4	486,354	0	0	0	0	61	140	159.4
* OTHER SITE(S) : 4			2	531	3	46,567	0	0	21	30	13.5
Tennessee Total:			154	3,109,899	29	84,507	368	761,232	1,551	1,998	1,007.7
Texas											
ALF Cabaniss	Navy Active	Corpus Christi	3	5,520	0	0	0	0	931	953	59.8
ALF Orange	Navy Active	Orange Grove	18	18,364	0	0	0	0	1,590	1,596	112.1
ALF Waldron	Navy Active	Corpus Christi	2	4,000	0	0	2	592	901	903	78.9
Dixie Target Range	Navy Active	Seven Sisters	8	19,296	0	0	0	0	6,761	7,825	55.4
Nalf Goliad	Navy Active	Berclair	4	12,762	0	0	0	0	1,136	1,136	94.4
NAS Corpus Christi	Navy Active	Corpus Christi	294	5,390,361	1	450	160	633,597	2,625	2,630	1,790.1
NAS JRB Fort Worth	Navy Active	Fort Worth	278	3,066,700	0	0	86	419,926	2,081	2,342	1,086.1
NAS Kingsville	Navy Active	Kingsville	147	1,097,531	0	0	1	143	3,299	3,987	559.3
NOSC Harlingen	Navy Reserve	Harlingen	3	63,683	0	0	0	0	0	15	14.1
NOSC San Antonio	Navy Reserve	San Antonio	9	774,539	0	0	0	0	14	14	139.7
NOSC-MCRC El Paso	Navy Reserve	El Paso	4	41,424	0	0	0	0	0	14	10.4
* OTHER SITE(S) : 23			28	122,315	7	275,053	8	107,822	216	3,162	106.9
Texas Total:			798	10,616,495	8	275,503	257	1,162,080	19,555	24,576	4,107.1
Utah											
NAVSUPPET Monterey Det	Navy Active	Magna	136	379,427	0	0	0	0	512	512	146.6
Utah Total:			136	379,427	0	0	0	0	512	512	146.6

* US Locations that do not meet criteria of at least ten (10) Acres AND at least \$10M PRV. US Territories and Non-US Locations that do not meet criteria of at least ten (10) Acres OR at least \$10M PRV.

DEPARTMENT OF DEFENSE - Navy
Base Structure Report - As of 30 Sept 2014

SITE	COMPONENT	NAME NEAREST CITY	BUILDINGS						ACRES OWNED	TOTAL ACRES	PRV (\$M)
			OWNED		LEASED		OTHER				
			COUNT	SQFT	COUNT	SQFT	COUNT	SQFT			
Vermont											
* OTHER SITE(S) : 1			1	19,616	0	0	0	0	5	5	5.4
		Vermont Total:	1	19,616	0	0	0	0	5	5	5.4
Virgin Islands											
* OTHER SITE(S) : 1			0	0	0	0	0	0	0	0	0.1
		Virgin Islands Total:	0	0	0	0	0	0	0	0	0.1
Virginia											
ALF Fentress Chesapeake	Navy Active	Virginia Beach	13	21,747	0	0	0	0	2,527	2,741	64.5
Arlington Service Center	Navy Active	Arlington	10	260,428	0	0	4	8,256	18	31	74.9
Cheatham Annex	Navy Active	Williamsburg	200	3,280,395	0	0	0	0	1,567	2,360	597.5
Craney Island	Navy Active	Portsmouth	28	62,384	0	0	0	0	916	937	350.7
Elizabeth River Channel	Navy Active	Norfolk	5	13,897	0	0	0	0	0	11	38.3
Fort Story	Navy Active	Norfolk	260	1,260,139	0	0	93	461,801	1,450	1,452	530.4
Midway Research Center	Navy Active	Stafford	8	25,908	0	0	0	0	162	162	12.5
NAS Oceana	Navy Active	Virginia Beach	295	3,892,550	0	0	56	110,214	776	1,087	1,523.2
NAS Oceana Dam Neck	Navy Active	Virginia Beach	172	3,288,702	1	1,511	101	912,419	1,913	1,915	1,091.5
NAS Oceana Midway Manor	Navy Active	Virginia Beach	2	2,105	0	0	179	636,546	97	100	106.1
NAS Oceana NEXCOM Headquarters	Navy Active	Virginia Beach	2	93,960	2	375,166	0	0	10	31	72.1
Naval Medical Center Portsmouth	Navy Active	Portsmouth	32	2,206,659	0	0	3	5,891	111	111	953.9
NAVPHIBASE Little Creek	Navy Active	Norfolk	389	4,802,529	0	0	376	1,066,154	2,155	2,805	2,075.7
NOSC Richmond	Navy Reserve	Chesterfield	4	46,566	0	0	0	0	10	10	10.8
NS Norfolk	Navy Active	Norfolk	525	15,603,703	0	0	369	1,462,279	3,599	3,603	5,718.9
NSA Norfolk	Navy Active	Norfolk	198	2,292,117	0	0	733	3,202,313	801	801	1,222.5
NSA Norfolk Fire Fighters School	Navy Active	Norfolk	6	46,723	0	0	0	0	12	13	13.1
NSA Norfolk Lafayette Rvr Complex	Navy Active	Norfolk	11	230,871	0	0	2	13,395	20	20	68.8
NSA Norfolk New Gosport/NNSY	Navy Active	Portsmouth	4	28,846	0	0	0	0	57	57	9.0
NSA Norfolk NSY	Navy Active	Portsmouth	155	6,038,214	0	0	11	64,215	551	585	2,590.1
NSA Norfolk NW Chesapeake	Navy Active	Chesapeake	196	937,123	0	0	0	0	2,805	3,798	366.5
NSA Norfolk SDA Area	Navy Active	Norfolk	17	954,315	0	0	0	0	90	91	144.7
NSA Norfolk South Gate	Navy Active	Portsmouth	13	163,748	0	0	0	0	63	63	86.1
NSA Norfolk St Helena Norfolk	Navy Active	Norfolk	4	7,414	0	0	0	0	12	12	57.6
NSA Norfolk St Juliens Creek Annex	Navy Active	Portsmouth	73	630,085	0	0	0	0	490	499	197.8
NSA Norfolk Stanley Court/NNSY	Navy Active	Portsmouth	0	0	0	0	80	161,865	16	16	24.1
NSA South Potomac	Navy Active	Dahlgren	351	3,133,840	0	0	259	385,220	2,677	2,677	1,284.5
NSA South Potomac Pumpkin Neck	Navy Active	King George	24	46,701	0	0	0	0	1,641	1,641	29.6
NWS Yorktown	Navy Active	Yorktown	433	2,966,820	0	0	166	672,343	10,356	10,637	1,045.2
Wallops Island	Navy Active	Wallops Island	93	407,949	0	0	0	0	5	90	138.3

* US Locations that do not meet criteria of at least ten (10) Acres AND at least \$10M PRV. US Territories and Non-US Locations that do not meet criteria of at least ten (10) Acres OR at least \$10M PRV.

DEPARTMENT OF DEFENSE - Navy
Base Structure Report - As of 30 Sept 2014

SITE	COMPONENT	NAME NEAREST CITY	BUILDINGS						ACRES OWNED	TOTAL ACRES	PRV (\$M)
			OWNED		LEASED		OTHER				
			COUNT	SQFT	COUNT	SQFT	COUNT	SQFT			
Yorktown Fuel Depot	Navy Active	Yorktown	48	23,471	0	0	0	0	111	111	129.8
* OTHER SITE(S) : 29			106	834,576	29	85,036	2	330	9,464	9,933	259.8
Virginia Total:			3,677	53,604,486	32	461,713	2,434	9,163,241	44,483	48,402	20,888.6
Washington											
Bremerton	Navy Active	Bremerton	93	2,867,398	0	0	61	188,557	117	120	1,537.4
Bremerton RR	Navy Active	Shelton	0	0	0	0	0	0	1,232	1,232	30.8
Jackson Park Hsg	Navy Active	Bremerton	29	459,504	0	0	192	1,109,695	209	209	505.0
Jim Creek	Navy Active	Oso	60	117,993	0	0	0	0	3,839	4,901	150.0
Keyport NUWC	Navy Active	Keyport	113	1,309,366	0	0	35	67,005	356	358	512.4
Manchester	Navy Active	Bremerton	19	85,932	0	0	0	0	234	234	312.5
Marysville	Navy Active	Marysville	14	285,788	0	0	0	0	52	52	84.2
NAS Whidbey Island	Navy Active	Oak Harbor	235	3,052,437	0	0	70	357,653	4,358	4,361	1,820.7
NAS Whidbey Island Sea Plane Base	Navy Active	Oak Harbor	69	548,214	0	0	931	2,625,480	2,784	2,785	869.2
NAVBASE Kitsap Bremerton	Navy Active	Bangor	610	5,464,557	0	0	349	2,120,564	6,603	6,609	3,934.6
NAVMAG Indian Island	Navy Active	Port Townsend	159	487,509	0	0	0	0	2,716	2,716	335.2
NOSC Spokane	Navy Active	Spokane	9	68,291	0	0	0	0	23	23	20.4
NS Everett	Navy Active	Everett	61	973,494	0	0	0	0	213	213	697.6
OLF Coupeville	Navy Active	Coupeville	6	6,566	0	0	3	2,262	664	1,060	45.3
Shipyard Puget Sound	Navy Active	Bremerton	163	3,925,014	1	11,992	1	100	570	570	3,171.3
* OTHER SITE(S) : 44			67	153,995	1	38,601	35	105,770	1,648	1,659	112.5
Washington Total:			1,707	19,806,058	2	50,593	1,677	6,577,086	25,618	27,102	14,138.9
West Virginia											
Allegany Ballistics Lab	Navy Active	Keyser	172	1,735,241	0	0	0	0	1,639	1,785	504.2
NIOC Sugar Grove	Navy Active	Sugar Grove	50	158,627	2	204	43	136,162	647	648	101.0
* OTHER SITE(S) : 2			26	132,105	0	0	0	0	0	0	52.6
West Virginia Total:			248	2,025,973	2	204	43	136,162	2,286	2,432	657.7
Wisconsin											
NOSC Green Bay	Navy Reserve	Ashwaubenon	2	41,861	0	0	0	0	10	10	12.4
* OTHER SITE(S) : 1			0	0	1	55,903	0	0	0	6	16.4
Wisconsin Total:			2	41,861	1	55,903	0	0	10	17	28.9
Wyoming											
* OTHER SITE(S) : 1			0	0	0	0	2	13,889	0	0	3.3

* US Locations that do not meet criteria of at least ten (10) Acres AND at least \$10M PRV. US Territories and Non-US Locations that do not meet criteria of at least ten (10) Acres OR at least \$10M PRV.

DEPARTMENT OF DEFENSE - Navy
Base Structure Report - As of 30 Sept 2014

SITE	COMPONENT	NAME NEAREST CITY	BUILDINGS						ACRES OWNED	TOTAL ACRES	PRV (\$M)
			OWNED		LEASED		OTHER				
			COUNT	SQFT	COUNT	SQFT	COUNT	SQFT			
		Wyoming Total:	0	0	0	0	2	13,889	0	0	3.3
		US/US Territories Total:	32,284	342,013,628	212	3,133,530	18,830	70,143,155	579,794	2,116,111	187,259.9

* US Locations that do not meet criteria of at least ten (10) Acres AND at least \$10M PRV. US Territories and Non-US Locations that do not meet criteria of at least ten (10) Acres OR at least \$10M PRV.

DEPARTMENT OF DEFENSE - Navy
Base Structure Report - As of 30 Sept 2014

SITE	COMPONENT	NAME NEAREST CITY	BUILDINGS						ACRES OWNED	TOTAL ACRES	PRV (\$M)
			OWNED		LEASED		OTHER				
			COUNT	SQFT	COUNT	SQFT	COUNT	SQFT			
Australia											
Area A-VLF	Navy Active	Exmouth	0	0	0	0	0	0	0	5,510	0.0
Area C-HFR	Navy Active	Exmouth	0	0	0	0	0	0	0	9,463	0.0
NAVCOMMSTA H E Holt	Navy Active	Northwest Cape	45	389,897	0	0	0	0	0	5,099	253.0
Australia Total:			45	389,897	0	0	0	0	0	20,072	253.0
Bahamas											
AUTEC Big Wood Cay	Navy Active	Andros Island	0	0	0	0	0	0	0	34	3.1
AUTEC Golding Cay	Navy Active	Andros Island	0	0	0	0	0	0	0	29	5.4
AUTEC Great Stirrup	Navy Active	Andros Island	0	0	0	0	0	0	0	12	0.9
AUTEC High Point Cay	Navy Active	Andros Island	0	0	0	0	0	0	0	14	2.8
AUTEC Main Base	Navy Active	Andros Island	133	656,858	0	0	0	0	0	420	416.7
AUTEC Salvador Point	Navy Active	Andros Island	10	11,395	0	0	0	0	0	31	15.6
Bahamas Total:			143	668,253	0	0	0	0	0	541	444.6
Bahrain											
NSA Bahrain	Navy Active	Manama	147	1,148,803	1	483	1	308	0	66	615.7
NSA Bahrain - Aviation Unit Muharraq	Navy Active	Al Jufayr	12	22,349	3	83,255	0	0	0	3	55.0
NSA Bahrain - Banz Wrhs Compound	Navy Active	Al Jufayr	3	1,095	13	957,405	0	0	0	14	242.3
NSA Bahrain - Dependent School	Navy Active	Al Jufayr	2	243	7	261,584	0	0	0	26	126.2
NSA Bahrain - Mina Sulman Pier Area	Navy Active	Al Jufayr	6	2,297	3	93,950	0	0	0	0	94.3
Nsa-li	Navy Active	Manama	10	139,130	0	0	1	3,632	0	95	203.0
Sheik Isa	Navy Active	Unknown	715	459,788	2	38,000	0	0	0	0	240.7
* OTHER SITE(S) : 3			19	11,476	3	16,476	0	0	0	0	11.4
Bahrain Total:			914	1,785,180	32	1,451,153	2	3,940	0	204	1,588.5
Cambodia											
* OTHER SITE(S) : 1			0	0	3	6,726	0	0	0	0	2.2
Cambodia Total:			0	0	3	6,726	0	0	0	0	2.2
Canada											
ARGENTIA NEWFOUNDLAND	Navy Active	Placentia, Newfoundland	0	0	0	0	0	0	0	185	0.0
* OTHER SITE(S) : 1			0	0	1	144	0	0	0	1	0.1
Canada Total:			0	0	1	144	0	0	0	186	0.1

* US Locations that do not meet criteria of at least ten (10) Acres AND at least \$10M PRV. US Territories and Non-US Locations that do not meet criteria of at least ten (10) Acres OR at least \$10M PRV.

DEPARTMENT OF DEFENSE - Navy
Base Structure Report - As of 30 Sept 2014

SITE	COMPONENT	NAME NEAREST CITY	BUILDINGS						ACRES OWNED	TOTAL ACRES	PRV (\$M)
			OWNED		LEASED		OTHER				
			COUNT	SQFT	COUNT	SQFT	COUNT	SQFT			
Diego Garcia											
NAVSUPPFAC Diego Garcia	Navy Active	Diego Garcia, Naval Facility	621	2,708,121	0	0	0	0	0	7,000	3,659.8
		Diego Garcia Total:	621	2,708,121	0	0	0	0	0	7,000	3,659.8
Djibouti											
Camp Lemonier Djibouti	Navy Active	Djibouti	1,272	835,212	0	0	1	432	0	572	637.1
		Djibouti Total:	1,272	835,212	0	0	1	432	0	572	637.1
Egypt											
Naval Medical Research Unit Three Cairo Egypt	Navy Active	Cairo	21	99,429	3	19,683	0	0	0	3	63.7
* OTHER SITE(S) : 1			0	0	13	26,703	0	0	0	0	8.6
		Egypt Total:	21	99,429	16	46,386	0	0	0	3	72.3
El Salvador											
CSL EL SALVADOR	Navy Active	San Salvador	14	38,914	0	0	0	0	0	35	19.5
		El Salvador Total:	14	38,914	0	0	0	0	0	35	19.5
Greece											
NATO Ordnance Area	Navy Active	Soudha Bay	1	216	0	0	15	126,284	0	0	49.5
NSA Souda Bay	Navy Active	Soudha Bay	53	441,501	0	0	0	0	0	101	271.5
NSA Souda Bay Marathi Pier Area	Navy Active	Soudha Bay	10	14,925	0	0	0	0	0	0	15.7
NSA Souda Bay NAMFI Compound	Navy Active	Soudha Bay	8	38,754	0	0	0	0	0	0	10.4
* OTHER SITE(S) : 2			0	0	1	2,821	4	20,157	0	0	3.6
		Greece Total:	72	495,396	1	2,821	19	146,441	0	101	350.6
Guantanamo Bay											
NS Guantanamo Bay	Navy Active	Guantanamo Bay	1,349	6,020,012	0	0	7	10,040	0	28,817	3,695.1
		Guantanamo Bay Total:	1,349	6,020,012	0	0	7	10,040	0	28,817	3,695.1
Hong Kong											
* OTHER SITE(S) : 1			0	0	1	4,922	0	0	0	0	2.4
		Hong Kong Total:	0	0	1	4,922	0	0	0	0	2.4
Iceland											
Grindavik, Iceland	Navy Active	Grindavik	7	18,421	0	0	0	0	0	1,049	34.0
		Iceland Total:	7	18,421	0	0	0	0	0	1,049	34.0

* US Locations that do not meet criteria of at least ten (10) Acres AND at least \$10M PRV. US Territories and Non-US Locations that do not meet criteria of at least ten (10) Acres OR at least \$10M PRV.

DEPARTMENT OF DEFENSE - Navy
Base Structure Report - As of 30 Sept 2014

SITE	COMPONENT	NAME NEAREST CITY	BUILDINGS						ACRES OWNED	TOTAL ACRES	PRV (\$M)
			OWNED		LEASED		OTHER				
			COUNT	SQFT	COUNT	SQFT	COUNT	SQFT			
Italy											
Augusta Bay	Navy Active	Catania	5	55,884	0	0	0	0	0	0	46.5
Carney Park	Navy Active	Naples	23	21,341	4	10,430	0	0	0	53	27.9
Lago Patria	Navy Active	Naples	9	14,215	0	0	1	6,487	0	3	11.5
NAS 1 Support Area	Navy Active	Catania	60	1,124,179	1	67,800	0	0	0	10	525.3
NAS Pensacola Transmitter Site	Navy Active	Sigonella Sicily	11	33,742	0	0	0	0	0	0	28.9
NAS Sigonella	Navy Active	Sigonella Sicily	168	1,636,460	0	0	4	19,865	0	316	904.8
NAS Sigonella Belpasso Hsg	Navy Active	Catania	1	11,646	149	952,535	0	0	0	104	261.6
NATO Ordnance Facility	Navy Active	Sigonella Sicily	37	87,480	0	0	0	0	0	172	54.5
NAVSUPPACT NAPLES IT	Navy Active	Naples	73	1,334,304	0	0	0	0	0	58	579.4
NSA Naples Support Site	Navy Active	Naples	2	200,349	161	3,283,218	0	0	0	228	1,096.0
NSA Naples Various Location Housing	Navy Active	Naples	0	0	3	26,833	0	0	0	0	6.9
* OTHER SITE(S) : 9			3	7,637	7	99,366	5	19,943	0	14	28.4
Italy Total:			392	4,527,238	325	4,440,183	10	46,295	0	959	3,571.7
Japan											
Akasaki POL Dep	Navy Active	Sasebo	45	109,920	0	0	43	187,737	0	182	580.0
Awase	Navy Active	Kadena Air Base Okinawa	7	12,856	0	0	0	0	0	118	20.9
Azuma	Navy Active	Yokosuka	41	54,344	0	0	40	149,214	0	2,280	554.5
Camp Shields	Navy Active	Camp Shields-Okinawa	34	149,787	0	0	18	360,267	0	88	231.2
COMFLEACT Kadena Okinawa	Navy Active	Kadena Air Base Okinawa	122	732,619	0	0	1	26,508	0	120	384.2
COMFLEACT Sasebo	Navy Active	Sasebo	82	129,796	0	0	173	2,134,035	0	7,733	1,334.9
COMFLEACT Yokosuka	Navy Active	Yokosuka	268	499,175	0	0	507	10,910,650	0	620	7,432.1
Drydock Area-5030	Navy Active	Sasebo	1	506	0	0	12	19,893	0	0	313.7
Hachinohe POL Dep	Navy Active	Hachinohe	9	7,293	0	0	12	10,252	0	46	187.7
Hario Housing Area	Navy Active	Sasebo	27	10,725	0	0	76	1,193,516	0	87	471.4
Hario Shima Ammo	Navy Active	Sasebo	29	45,643	0	0	15	62,992	0	487	121.7
Ikego Housing Area	Navy Active	Ikego	38	43,696	0	0	135	2,185,852	0	714	943.9
Iorizaki POL Dep	Navy Active	Sasebo	5	154	0	0	4	7,744	0	56	282.3
Iwo Jima-3181	Navy Active	Iwo Jima Island	0	0	0	0	46	331,070	0	243	367.9
Kami Seya	Navy Active	Kami Seya	92	304,609	0	0	13	137,004	0	587	239.6
Kisarazu-JGSDF	Navy Active	Kisarazu	9	12,533	0	0	23	327,360	0	513	316.3
Kobi Sho Range-6084	Navy Active	Okinawa Island	0	0	0	0	0	0	0	216	0.0
Koshiba POL Dep-3113	Navy Active	Yokohama	0	0	0	0	0	0	0	326	0.0
Maebata	Navy Active	Sasebo	39	60,704	0	0	43	288,076	0	144	181.2
NAF Atsugi	Navy Active	Atsugi	264	546,969	0	0	282	3,820,141	0	1,237	2,221.7
NAF Misawa	Navy Active	Misawa AFB	74	913,849	0	0	6	3,048	27	27	408.7
Nagasaka Rifle Range	Navy Active	Yokosuka	0	0	0	0	0	0	0	26	0.0

* US Locations that do not meet criteria of at least ten (10) Acres AND at least \$10M PRV. US Territories and Non-US Locations that do not meet criteria of at least ten (10) Acres OR at least \$10M PRV.

DEPARTMENT OF DEFENSE - Navy
Base Structure Report - As of 30 Sept 2014

SITE	COMPONENT	NAME NEAREST CITY	BUILDINGS						ACRES OWNED	TOTAL ACRES	PRV (\$M)
			OWNED		LEASED		OTHER				
			COUNT	SQFT	COUNT	SQFT	COUNT	SQFT			
Negishi Dh Area	Navy Active	Yokohama	63	20,531	0	0	237	728,869	0	118	428.7
Okidaito Jima Rng-6088	Navy Active	Okinawa Island	0	0	0	0	0	0	0	283	0.0
Sakibe	Navy Active	Sasebo	7	21,291	0	0	1	8,061	0	32	15.7
Sanno Hotel Tokyo-3185	Navy Active	Tokyo	2	783	0	0	1	203,405	0	2	87.3
Sekibi Sho Range-6085	Navy Active	Okinawa Island	0	0	0	0	0	0	0	10	0.0
Tengan Pier-6028	Navy Active	Tengan	5	5,867	0	0	0	0	0	8	68.1
Tsurumi POL Dep	Navy Active	Yokohama	21	11,349	0	0	20	56,841	0	48	175.3
Urago Ordinance	Navy Active	Yokosuka	13	18,895	0	0	30	181,103	0	61	151.3
White Beach	Navy Active	White Beach Nav Inst	70	161,504	0	0	11	142,285	0	290	243.3
Yokohama No Dock	Navy Active	Yokohama	8	83,724	0	0	9	269,242	0	9	104.2
Yokose POL Dep	Navy Active	Sasebo	10	2,143	0	0	27	142,337	0	168	595.9
* OTHER SITE(S) : 15			9	19,319	4	30,863	0	0	2	23	23.4
Japan Total:			1,394	3,980,583	4	30,863	1,785	23,887,502	29	16,899	18,486.9
Kenya											
NSA Bahrain - Kenya	Navy Active	Mombasa	6	19,770	0	0	0	0	0	0	41.8
Kenya Total:			6	19,770	0	0	0	0	0	0	41.8
Kuwait											
* OTHER SITE(S) : 1			0	0	0	0	3	19,363	0	0	1.9
Kuwait Total:			0	0	0	0	3	19,363	0	0	1.9
Oman											
* OTHER SITE(S) : 1			8	32,927	0	0	0	0	0	0	10.8
Oman Total:			8	32,927	0	0	0	0	0	0	10.8
Peru											
Naval Medical Research Center Det Lima Peru	Navy Active	Lima	0	0	0	0	2	32,889	0	0	12.0
* OTHER SITE(S) : 1			1	923	0	0	2	4,757	0	0	2.2
Peru Total:			1	923	0	0	4	37,646	0	0	14.2
Portugal											
* OTHER SITE(S) : 1			0	0	0	0	2	1,700	0	0	0.6
Portugal Total:			0	0	0	0	2	1,700	0	0	0.6
Romania											
NAVSUPPFAC ROMANIA	Navy Active	Unknown	0	0	0	0	0	0	0	438	0.0

* US Locations that do not meet criteria of at least ten (10) Acres AND at least \$10M PRV. US Territories and Non-US Locations that do not meet criteria of at least ten (10) Acres OR at least \$10M PRV.

DEPARTMENT OF DEFENSE - Navy
Base Structure Report - As of 30 Sept 2014

SITE	COMPONENT	NAME NEAREST CITY	BUILDINGS						ACRES OWNED	TOTAL ACRES	PRV (\$M)
			OWNED		LEASED		OTHER				
			COUNT	SQFT	COUNT	SQFT	COUNT	SQFT			
		Romania Total:	0	0	0	0	0	0	0	438	0.0
Singapore											
Singapore Area Coordinator	Navy Active	Singapore	0	0	95	571,564	67	426,288	0	0	237.7
* OTHER SITE(S) : 1			0	0	0	0	1	190	0	0	0.1
		Singapore Total:	0	0	95	571,564	68	426,478	0	0	237.7
South Korea											
Camp Carroll	Navy Active	Yechon	0	0	0	0	1	75,200	0	0	12.5
Fleet Activities Chinhae	Navy Active	Chinhae	117	375,471	0	0	0	0	0	91	107.4
Pohang	Navy Active	Pohang	14	91,933	0	0	55	137,325	0	3	130.5
ROK Navy Base	Navy Active	Chinhae	2	16,060	0	0	0	0	0	0	65.1
Yechon	Navy Active	Yechon	2	244	0	0	32	78,976	0	0	87.3
Yongsan Garrison	Navy Active	Yongsan	17	61,231	0	0	0	0	0	0	15.5
* OTHER SITE(S) : 2			1	5,932	0	0	0	0	0	3	1.5
		South Korea Total:	153	550,871	0	0	88	291,501	0	97	419.9
Spain											
NS Rota	Navy Active	Rota	862	4,033,115	0	0	0	0	0	5,962	2,464.1
* OTHER SITE(S) : 2			1	2,596	0	0	1	6,335	0	1	3.3
		Spain Total:	863	4,035,711	0	0	1	6,335	0	5,963	2,467.3
United Arab Emirates											
NSA Bahrain - Fujairah Aviation Unit	Navy Active	Al Fujayrah	0	0	5	39,957	0	0	0	0	17.9
NSA Bahrain - Jebel Ali	Navy Active	Dubai	4	4,953	30	102,201	0	0	0	36	85.3
		United Arab Emirates Total:	4	4,953	35	142,158	0	0	0	36	103.2
		Overseas Total:	7,280	26,212,021	513	6,696,920	1,990	24,877,673	29	82,971	36,115.5
		Worldwide Totals By Reporting Component:	39,564	368,225,649	725	9,830,450	20,820	95,020,828	579,823	2,199,082	223,375.4

* US Locations that do not meet criteria of at least ten (10) Acres AND at least \$10M PRV. US Territories and Non-US Locations that do not meet criteria of at least ten (10) Acres OR at least \$10M PRV.

DEPARTMENT OF DEFENSE - Air Force
Base Structure Report - As of 30 Sept 2014

SITE	COMPONENT	NAME NEAREST CITY	BUILDINGS						ACRES OWNED	TOTAL ACRES	PRV (\$M)
			OWNED		LEASED		OTHER				
			COUNT	SQFT	COUNT	SQFT	COUNT	SQFT			
Alabama											
Abston ANGS	Air Force Guard	Montgomery	7	72,984	0	0	0	0	0	27	17.8
Birmingham Airport	Air Force Guard	Birmingham	39	351,370	0	0	0	0	0	140	117.3
Dothan Regional Airport (ANGS)	Air Force Guard	Dothan	3	52,343	0	0	0	0	0	21	10.7
Maxwell AFB	Air Force Active	Maxwell AFB	214	4,583,052	0	0	0	0	2,528	3,543	1,346.3
Maxwell AFB Gunter Annex	Air Force Active	Gunter AFB	55	1,756,558	2	31,347	0	0	353	371	404.7
Montgomery ANGS	Air Force Guard	Montgomery	6	65,123	0	0	0	0	12	12	13.3
Montgomery Regional Airport ANGB	Air Force Guard	Montgomery	41	335,901	0	0	0	0	0	70	98.4
* OTHER SITE(S) : 5			17	127,621	0	0	1	2,480	10	212	31.7
Alabama Total:			382	7,344,952	2	31,347	1	2,480	2,903	4,397	2,040.2
Alaska											
Barter Island Dew Station Bar	Air Force Active	Kaktovik	7	65,887	0	0	0	0	0	641	250.7
Big Mountain Radio Relay Site	Air Force Active	Iliamna	0	0	0	0	0	0	0	402	53.5
Birch Lake Recreation Annex	Air Force Active	Fairbanks	31	17,974	0	0	0	0	0	51	10.6
Blair Lake Air Force Rangeex	Air Force Active	Fairbanks	3	31,600	0	0	1	104	0	58,962	36.7
Cape Lisburne Long Range Radar Site	Air Force Active	Point Hope	6	44,834	0	0	0	0	0	1,125	167.7
Cape Newenham Long Range Radar Site	Air Force Active	Platinum	5	42,925	0	0	0	0	0	2,359	176.7
Cape Romanzof Long Range Radar Site	Air Force Active	Hooper Bay	8	36,745	0	0	0	0	0	4,900	71.6
Chena River Research Site	Air Force Active	Fairbanks	2	420	0	0	0	0	2,992	3,788	85.0
Clear AB	Air Force Active	Clear AFB	55	885,446	0	0	0	0	0	11,438	935.8
Cold Bay Long Range Radar Site	Air Force Active	Cold Bay	5	13,548	0	0	0	0	0	208	51.2
Eareckson AS	Air Force Active	Shemya Station	59	1,135,188	0	0	0	0	0	3,520	2,345.8
Eielson AFB	Air Force Active	North Pole	282	4,238,394	0	0	1	84,873	4,643	24,429	4,517.1
Elmendorf AFB	Air Force Active	Elmendorf AFB	403	8,092,484	0	0	2	5,665	5,841	13,455	5,747.0
Flaxman Island Range Radar Site	Air Force Active	Deadhorse	12	25,438	0	0	0	0	0	605	104.5
Fort Richardson	Air Force Active	Fort Richardson	479	5,770,406	0	0	0	0	2,136	60,027	3,808.0
Fort Yukon Long Range Radar Site	Air Force Active	Fort Yukon	5	40,803	0	0	0	0	0	84	28.8
Haarp Research Station	Air Force Active	Gakona	23	14,720	0	0	10	31,174	5,408	5,408	83.8
Indian Mountain Long Range Radar Site	Air Force Active	Hughes	8	33,230	0	0	0	0	0	4,226	183.5
Indian Mountain Research Site	Air Force Active	Fairbanks	0	0	0	0	0	0	0	447	11.6
Kalakaket Creek Radio Relay Site	Air Force Active	Ruby	0	0	0	0	0	0	0	316	32.4
King Salmon Airport	Air Force Active	King Salmon	3	9,762	0	0	47	362,254	134	928	962.5
Kotzebue Long Range Radar Site	Air Force Active	Kotzebue	2	4,511	0	0	0	0	0	676	14.6
Lonely Short Range Radar Site	Air Force Active	Barrow	0	0	0	0	12	27,401	0	1,082	169.9
Nikolski Radio Relay Site	Air Force Active	Nikolski	1	120	0	0	0	0	0	323	15.4
North River Radio Relay Site	Air Force Active	Unalakleet	0	0	0	0	0	0	0	144	23.6

* US Locations that do not meet criteria of at least ten (10) Acres AND at least \$10M PRV. US Territories and Non-US Locations that do not meet criteria of at least ten (10) Acres OR at least \$10M PRV.

DEPARTMENT OF DEFENSE - Air Force
Base Structure Report - As of 30 Sept 2014

SITE	COMPONENT	NAME NEAREST CITY	BUILDINGS						ACRES OWNED	TOTAL ACRES	PRV (\$M)
			OWNED		LEASED		OTHER				
			COUNT	SQFT	COUNT	SQFT	COUNT	SQFT			
Oliktok Long Range Radar Site	Air Force Active	Deadhorse	4	36,572	0	0	0	0	160	832	116.7
Point Barrow Long Range Radar Site	Air Force Active	Barrow	0	0	0	0	5	51,472	0	266	103.8
Point Lay Long Range Radar Site	Air Force Active	Point Lay	3	25,036	0	0	0	0	0	1,442	84.0
Sparrevohn Long Range Radar Site	Air Force Active	Lime Village	7	37,855	0	0	0	0	0	1,179	188.7
Tatalina Long Range Radar Site	Air Force Active	McGrath	7	37,367	0	0	0	0	0	4,970	116.2
Ted Stevens IAP	Air Force Guard	Anchorage	35	422,232	0	0	0	0	0	129	271.6
Tin City Long Range Radar Site	Air Force Active	Wales	6	83,453	0	0	0	0	37	723	195.6
Wainwright Short Range Radar Site	Air Force Active	Wainwright	0	0	0	0	0	0	0	1,519	38.7
Yukon Weapons Range	Air Force Active	Fairbanks	6	4,857	0	0	0	0	26	156	12.8
* OTHER SITE(S) : 26			31	26,726	0	0	0	0	16	11,275	61.6
Alaska Total:			1,498	21,178,533	0	0	78	562,943	21,393	222,036	21,077.8
Arizona											
Air Force Plant 44	Air Force Active	Tucson	71	1,030,468	0	0	0	0	2,208	2,215	270.0
Davis-Monthan AFB	Air Force Active	Davis Monthan AFB	502	4,864,338	0	0	1	18,704	3,851	10,686	2,127.1
Gila Bend Air Force Auxiliary Field	Air Force Active	Gila Bend	41	143,058	0	0	0	0	0	1,886	117.1
Luke AFB	Air Force Active	Luke AFB	350	3,701,764	0	0	0	0	2,933	4,833	1,368.1
Luke Air Force Auxiliary Field 1	Air Force Active	Wittmann	1	600	0	0	0	0	400	1,105	154.5
Luke Waste Annex	Air Force Active	Glendale	9	26,014	0	0	0	0	0	46	16.8
Sky Harbor IAP	Air Force Guard	Phoenix	15	272,010	0	0	0	0	0	60	96.8
The Barry M Goldwater Air Force Range	Air Force Active	Gila Bend	9	8,708	0	0	0	0	102,689	1,753,512	173.6
Tucson IAP	Air Force Guard	Tucson	38	590,585	0	0	1	3,000	94	98	194.0
Williams AFB	Air Force Active	Mesa	2	3,368	0	0	0	0	145	145	39.2
* OTHER SITE(S) : 6			49	154,616	0	0	0	0	31	61	61.8
Arizona Total:			1,087	10,795,529	0	0	2	21,704	112,351	1,774,647	4,619.0
Arkansas											
Fort Smith MAP	Air Force Guard	Fort Smith	41	382,693	0	0	0	0	0	142	105.5
Little Rock AFB	Air Force Active	Romance	352	4,077,994	0	0	0	0	6,772	6,929	1,526.5
* OTHER SITE(S) : 5			26	13,133	0	0	0	0	371	893	10.3
Arkansas Total:			419	4,473,820	0	0	0	0	7,143	7,964	1,642.3
California											
Air Force Plant 42	Air Force Active	Palmdale	114	3,417,391	0	0	0	0	6,131	6,131	1,732.9
Beale AFB	Air Force Active	Beale AFB	254	2,935,085	0	0	0	0	22,439	22,451	2,024.4
Channel Islands ANG	Air Force Guard	Port Hueneme	22	344,883	0	0	0	0	206	206	245.2
Davis Communications Annex Site 1	Air Force Active	Davis	4	29,524	0	0	0	0	160	160	25.0

* US Locations that do not meet criteria of at least ten (10) Acres AND at least \$10M PRV. US Territories and Non-US Locations that do not meet criteria of at least ten (10) Acres OR at least \$10M PRV.

DEPARTMENT OF DEFENSE - Air Force
Base Structure Report - As of 30 Sept 2014

SITE	COMPONENT	NAME NEAREST CITY	BUILDINGS						ACRES OWNED	TOTAL ACRES	PRV (\$M)
			OWNED		LEASED		OTHER				
			COUNT	SQFT	COUNT	SQFT	COUNT	SQFT			
Edwards AFB	Air Force Active	Lancaster	736	7,192,363	1	25,913	3	10,000	225,561	307,517	6,174.1
Fort MacArthur FH Annex	Air Force Active	Long Beach	39	278,670	0	0	0	0	111	193	114.7
Fresno Yosemite International (ANG)	Air Force Guard	Fresno	32	314,896	0	0	0	0	0	77	139.1
George AFB	Air Force Active	George AFB	49	528,412	0	0	0	0	3,739	4,055	698.9
Hayward MAP (ANG)	Air Force Guard	Hayward	17	148,452	0	0	0	0	0	27	58.6
Lincoln Communication Annex	Air Force Active	Lincoln	2	16,264	0	0	0	0	358	358	25.3
Los Angeles AFB	Air Force Active	El Segundo	21	944,250	0	0	0	0	54	56	323.8
Los Angeles Air Force Annex No.4	Air Force Active	Carson	1	85,000	0	0	0	0	23	23	28.2
March AFB	Air Force Active	Riverside	158	291,780	1	400	1	26,880	1,543	1,558	377.1
March ARB	Air Force Reserve	Riverside	206	2,672,946	0	0	0	0	2,138	2,386	1,308.5
Mather AFB	Air Force Active	Rancho Cordova	183	1,461,949	0	0	0	0	4,359	4,488	1,178.6
McClellan AFB	Air Force Active	McClellan AFB	359	8,755,372	0	0	1	16,000	2,777	2,873	3,297.4
McClellan FH Annex	Air Force Active	McClellan AFB	284	606,347	0	0	0	0	7	12	147.5
Moffett Field Site 1	Air Force Guard	Moffett Field	24	249,565	0	0	0	0	112	112	106.1
Norwalk	Air Force Reserve	Norwalk	10	7,837	0	0	0	0	47	55	180.6
Ozol Defense Fuel Support Point	Air Force Active	Martinez	5	4,538	0	0	0	0	54	75	140.2
Pillar Point AFS	Air Force Active	Half Moon Bay	13	20,524	0	0	0	0	55	55	13.7
Point Arena AFS	Air Force Active	Point Arena	47	92,706	0	0	0	0	74	83	40.6
San Diego ANGS	Air Force Guard	San Diego	2	31,816	0	0	0	0	24	24	10.6
Sepulveda National Guard Station	Air Force Guard	Los Angeles	4	48,796	0	0	0	0	26	26	18.1
Travis 1	Air Force Active	Fairfield	2	516	0	0	0	0	7	17	17.8
Travis AFB	Air Force Active	Fairfield	373	6,461,804	0	0	0	0	5,130	6,445	3,714.6
Travis Annex 2	Air Force Active	Vacaville	12	23,421	0	0	0	0	206	206	17.3
Tulelake Radar Site	Air Force Active	Tulelake	4	17,140	0	0	0	0	0	928	26.7
USMC Marine Corp Site 3	Air Force Guard	Fresno	10	51,185	0	0	0	0	0	15	19.7
Vandenberg AFB	Air Force Active	Lompoc	641	6,447,368	0	0	3	15,506	98,415	118,312	4,007.2
* OTHER SITE(S) : 45			113	504,283	1	3,631	3	11,123	706	9,203	304.8
California Total:			3,741	43,985,083	3	29,944	11	79,509	374,461	488,125	26,517.2
Colorado											
Buckley AFB	Air Force Active	Aurora	198	3,409,750	0	0	0	0	3,399	4,224	1,253.8
Cheyenne Mountain AFS	Air Force Active	Colorado Springs	63	668,598	0	0	0	0	411	566	267.6
Fort Carson Weapons Range	Air Force Guard	Colorado Springs	4	8,144	0	0	0	0	0	3,110	15.8
Greeley ANGS	Air Force Guard	Greeley	8	59,769	0	0	0	0	0	17	20.3
Peterson AFB	Air Force Active	Colorado Springs	162	3,349,091	33	316,741	0	0	218	1,457	1,331.1
Schriever AFB	Air Force Active	Colorado Springs	73	2,067,242	0	0	0	0	3,202	5,634	806.9
The Farish Memorial Recreational Annex	Air Force Active	Calhan	18	19,251	0	0	0	0	652	663	18.1

* US Locations that do not meet criteria of at least ten (10) Acres AND at least \$10M PRV. US Territories and Non-US Locations that do not meet criteria of at least ten (10) Acres OR at least \$10M PRV.

DEPARTMENT OF DEFENSE - Air Force
Base Structure Report - As of 30 Sept 2014

SITE	COMPONENT	NAME NEAREST CITY	BUILDINGS						ACRES OWNED	TOTAL ACRES	PRV (\$M)
			OWNED		LEASED		OTHER				
			COUNT	SQFT	COUNT	SQFT	COUNT	SQFT			
USAF Academy	Air Force Active	Air Force Academy	261	5,885,345	0	0	11	40,084	44,230	53,276	3,025.9
USAF Academy Auxiliary Airfield	Air Force Active	Calhan	1	1,651	0	0	0	0	0	197	13.2
* OTHER SITE(S) : 62			138	807,956	1	15,847	2	30,602	92	6,594	713.6
Colorado Total:			926	16,276,797	34	332,588	13	70,686	52,204	75,739	7,466.3
Connecticut											
Bradley IAP	Air Force Guard	East Granby	31	345,654	0	0	0	0	0	148	155.3
Orange ANG Communications Station	Air Force Guard	Orange	4	56,476	0	0	0	0	21	29	19.8
Connecticut Total:			35	402,130	0	0	0	0	21	176	175.1
Delaware											
Dover AFB	Air Force Active	Dover	207	3,707,084	0	0	9	223,460	3,218	3,824	1,915.4
New Castle County Airport	Air Force Guard	New Castle	45	389,002	0	0	0	0	0	80	207.4
* OTHER SITE(S) : 2			0	0	0	0	0	0	2	3	0.0
Delaware Total:			252	4,096,086	0	0	9	223,460	3,220	3,907	2,122.8
Florida											
Arbuckle Airfield	Air Force Active	Avon Park	40	246,336	0	0	0	0	5,145	5,147	143.1
Avon Park AF Range	Air Force Active	Avon Park	7	6,369	0	0	0	0	100,929	100,929	34.2
Camp Blanding	Air Force Guard	Starke	23	125,675	0	0	0	0	0	219	28.0
Cape Canaveral AFS	Air Force Active	Cape Canaveral AFS	535	3,810,698	0	0	0	0	15,383	16,239	1,569.2
Cape San Blas Tracking Annex D-3	Air Force Active	Port St Joe	14	33,063	0	0	0	0	831	831	13.3
Eglin AFB	Air Force Active	Eglin AFB	1,059	9,997,239	0	0	21	214,497	319,078	449,415	4,894.8
Eglin AFB Auxiliary Field 3	Air Force Active	Crestview	89	680,774	0	0	3	65,159	1,512	1,946	429.4
Eglin AFB Auxiliary Field 6	Air Force Active	Holt	43	158,651	0	0	5	18,379	832	855	128.7
Eglin Afb Site 2 (Santa Rosa Island)	Air Force Active	Ft Walton Beach	51	119,395	0	0	0	0	0	3,170	73.8
Homestead AFB	Air Force Reserve	Homestead	1	93,202	0	0	0	0	12	12	19.6
Homestead ARB	Air Force Reserve	Homestead	128	1,117,994	0	0	0	0	1,981	2,430	616.9
Hurlburt Field	Air Force Active	Mary Esther	366	4,786,598	0	0	0	0	6,341	6,341	1,470.3
Jacksonville IAP	Air Force Guard	Jacksonville	41	378,302	0	0	0	0	0	342	108.5
Jonathan Dickinson Tracking Annex	Air Force Active	Hobe Sound	11	27,272	0	0	0	0	0	11	13.7
Kennedy Space Center Communications	Air Force Active	Cape Canaveral	49	96,150	0	0	1	231	0	57	34.9
Lynn Haven Defense Fuel Sup	Air Force Active	Lynn Haven	9	12,715	0	0	0	0	203	203	46.4
MacDill AFB	Air Force Active	Tampa	294	4,992,717	0	0	5	77,056	5,633	5,866	1,852.4
Malabar Transmitter Annex	Air Force Active	Palm Bay	9	34,909	0	0	0	0	640	640	10.9
Patrick AFB	Air Force Active	Patrick AFB	278	3,122,507	0	0	1	610	2,089	2,324	1,064.4
Tyndall AFB	Air Force Active	Panama City	450	4,020,052	0	0	25	134,483	26,562	28,824	1,637.2

* US Locations that do not meet criteria of at least ten (10) Acres AND at least \$10M PRV. US Territories and Non-US Locations that do not meet criteria of at least ten (10) Acres OR at least \$10M PRV.

DEPARTMENT OF DEFENSE - Air Force
Base Structure Report - As of 30 Sept 2014

SITE	COMPONENT	NAME NEAREST CITY	BUILDINGS						ACRES OWNED	TOTAL ACRES	PRV (\$M)
			OWNED		LEASED		OTHER				
			COUNT	SQFT	COUNT	SQFT	COUNT	SQFT			
* OTHER SITE(S) : 44			23	21,597	2	18,843	0	0	42	958	17.8
Florida Total:			3,520	33,882,215	2	18,843	61	510,415	487,214	626,759	14,207.3
Georgia											
Air Force Plant 6	Air Force Active	Marietta	102	6,459,736	0	0	0	0	755	755	1,406.7
Dobbins ARB	Air Force Reserve	Marietta	109	1,181,126	0	0	1	192	1,666	1,913	475.0
Glynco ANGS	Air Force Guard	Brunswick	2	60,419	0	0	0	0	0	14	15.0
Hunter ANGS 2	Air Force Guard	Savannah	11	55,729	0	0	0	0	18	18	13.8
Moody AFB	Air Force Active	Moody AFB	326	2,970,730	0	0	0	0	5,118	5,521	1,051.5
Robins AFB	Air Force Active	Robins AFB	513	13,696,242	0	0	2	203,028	6,779	6,935	3,813.0
Savannah/Hilton Head IAP	Air Force Guard	Garden City	60	665,364	0	0	0	0	0	207	167.9
Savannah/Hilton Head IAP Site 4	Air Force Guard	Garden City	14	74,805	0	0	0	0	0	49	21.8
* OTHER SITE(S) : 11			88	63,376	8	39,003	0	0	6,598	6,688	43.7
Georgia Total:			1,225	25,227,527	8	39,003	3	203,220	20,934	22,100	7,008.3
Hawaii											
Barking Sands Communications Station	Air Force Guard	Kekaha	4	31,016	0	0	0	0	0	11	22.9
Bellows AFS	Air Force Active	Kailua	100	142,065	0	0	0	0	409	486	190.2
Kaena Point Satellite Tracking Station	Air Force Active	Waianae	29	73,598	0	0	0	0	0	153	73.9
* OTHER SITE(S) : 17			47	238,228	0	0	9	69,151	6	622	239.0
Hawaii Total:			180	484,907	0	0	9	69,151	415	1,272	526.0
Idaho											
Boise Air Terminal (ANG)	Air Force Guard	Boise	173	1,662,765	0	0	1	12,960	0	354	621.2
Mountain Home AFB	Air Force Active	Mountain Home	445	3,242,510	0	0	2	58,850	2,250	6,850	2,215.4
Saylor Creek Air Force Range	Air Force Active	Bruneau	5	10,918	0	0	0	0	640	109,466	23.7
* OTHER SITE(S) : 41			31	27,109	0	0	0	0	0	18,247	34.6
Idaho Total:			654	4,943,302	0	0	3	71,810	2,890	134,917	2,895.0
Illinois											
Capital Airport	Air Force Guard	Springfield	30	328,843	0	0	0	0	0	95	137.4
Chanute AFB	Air Force Active	Rantoul	89	1,145,623	0	0	0	0	1,343	1,343	669.5
Greater Peoria Regional Airport	Air Force Guard	Peoria	33	429,193	0	0	0	0	0	714	212.9
Scott AFB	Air Force Active	Belleville	280	4,824,189	0	0	3	15,817	2,881	3,638	1,849.2
* OTHER SITE(S) : 6			1	3,519	3	12,925	0	0	37	43	7.4

* US Locations that do not meet criteria of at least ten (10) Acres AND at least \$10M PRV. US Territories and Non-US Locations that do not meet criteria of at least ten (10) Acres OR at least \$10M PRV.

DEPARTMENT OF DEFENSE - Air Force
Base Structure Report - As of 30 Sept 2014

SITE	COMPONENT	NAME NEAREST CITY	BUILDINGS						ACRES OWNED	TOTAL ACRES	PRV (\$M)
			OWNED		LEASED		OTHER				
			COUNT	SQFT	COUNT	SQFT	COUNT	SQFT			
		Illinois Total:	433	6,731,367	3	12,925	3	15,817	4,261	5,833	2,876.5
Indiana											
Grissom AFB	Air Force Active	Logansport	21	241,797	0	0	0	0	1,020	1,098	119.9
Grissom ARB	Air Force Reserve	Logansport	93	1,063,723	0	0	0	0	1,410	1,791	572.4
Hulman Fld	Air Force Guard	Terre Haute	39	305,903	0	0	0	0	37	121	94.8
* OTHER SITE(S) : 9			49	453,534	0	0	0	0	0	1,234	208.3
		Indiana Total:	202	2,064,957	0	0	0	0	2,467	4,244	995.4
Iowa											
Des Moines IAP	Air Force Guard	Des Moines	32	235,938	4	177,754	0	0	0	171	138.2
Fort Dodge ANG	Air Force Guard	Fort Dodge	6	37,244	0	0	0	0	0	13	12.1
Sioux Gateway Apt/Col Bud Day Field (ANG)	Air Force Guard	Sioux City	37	414,607	0	0	0	0	0	269	156.4
* OTHER SITE(S) : 3			4	25,425	0	0	0	0	16	16	11.1
		Iowa Total:	79	713,214	4	177,754	0	0	16	469	317.7
Johnston Atoll											
Johnston Atoll Airfield	Air Force Active	Johnston Atoll	72	295,161	0	0	0	0	684	684	680.9
		Johnston Atoll Total:	72	295,161	0	0	0	0	684	684	680.9
Kansas											
Forbes Field (ANG)	Air Force Guard	Topeka	32	502,143	0	0	0	0	192	215	185.7
McConnell AFB	Air Force Active	Wichita	207	3,196,889	0	0	0	0	2,682	3,606	1,399.8
Smoky Hill ANG Range	Air Force Guard	Salina	38	98,672	0	0	0	0	33,878	33,878	87.3
* OTHER SITE(S) : 7			7	196,250	0	0	0	0	101	348	46.7
		Kansas Total:	284	3,993,954	0	0	0	0	36,853	38,047	1,719.5
Kentucky											
Louisville IAP-Standiford	Air Force Guard	Louisville	11	362,886	0	0	0	0	0	81	94.4
* OTHER SITE(S) : 1			3	37,910	0	0	0	0	0	0	10.9
		Kentucky Total:	14	400,796	0	0	0	0	0	81	105.2
Louisiana											
Barksdale AFB	Air Force Active	Barksdale AFB	430	5,006,582	0	0	0	0	21,945	22,504	1,738.9
NAS JRB New Orleans	Air Force Guard	New Orleans	48	403,799	0	0	0	0	0	89	111.2
* OTHER SITE(S) : 7			21	111,843	0	0	3	16,671	11	7,853	36.8

* US Locations that do not meet criteria of at least ten (10) Acres AND at least \$10M PRV. US Territories and Non-US Locations that do not meet criteria of at least ten (10) Acres OR at least \$10M PRV.

DEPARTMENT OF DEFENSE - Air Force
Base Structure Report - As of 30 Sept 2014

SITE	COMPONENT	NAME NEAREST CITY	BUILDINGS						ACRES OWNED	TOTAL ACRES	PRV (\$M)
			OWNED		LEASED		OTHER				
			COUNT	SQFT	COUNT	SQFT	COUNT	SQFT			
Louisiana Total:			499	5,522,224	0	0	3	16,671	21,956	30,446	1,886.8
Maine											
Bangor IAP	Air Force Guard	Bangor	19	355,792	0	0	0	0	122	134	120.4
Bangor Lease Land Site 4	Air Force Guard	Bangor	16	113,792	0	0	1	504	0	159	62.6
DFAS Annex	Air Force Active	Limestone	0	0	1	142,400	0	0	0	16	43.7
South Portland ANG5	Air Force Guard	South Portland	9	55,975	0	0	0	0	0	12	15.2
* OTHER SITE(S) : 3			6	72,305	0	0	0	0	0	0	18.5
Maine Total:			50	597,864	1	142,400	1	504	122	321	260.3
Maryland											
Andrews AFB	Air Force Active	Andrews AFB	345	6,580,791	0	0	1	2,800	4,996	5,008	2,588.9
Brandywine Globecom Annex	Air Force Active	Brandywine	4	3,944	0	0	0	0	1,640	1,640	28.6
Governors Bridge Globecom Annex	Air Force Active	Davidsonville	2	26,540	0	0	0	0	864	864	28.2
Martin State Apt	Air Force Guard	Middle River	50	449,437	0	0	0	0	0	175	153.8
Summerfield FH Site 1	Air Force Active	Landover	0	0	194	1,942,174	0	0	0	234	358.2
* OTHER SITE(S) : 6			18	17,433	1	4,471	3	105,164	22	24	36.4
Maryland Total:			419	7,078,145	195	1,946,645	4	107,964	7,522	7,945	3,194.1
Massachusetts											
Barnes MAP (ANG)	Air Force Guard	Westfield	53	426,173	0	0	0	0	3	373	213.3
Cape Cod AS	Air Force Active	Bourne	16	109,722	0	0	0	0	0	101	53.1
Hanscom AFB	Air Force Active	Bedford	136	3,794,326	0	0	2	211,176	527	846	1,782.4
Otis ANGB	Air Force Guard	Mashpee	109	958,035	0	0	0	0	1,353	4,026	711.2
Westover ARB	Air Force Reserve	Chicopee	123	1,653,489	0	0	0	0	2,123	2,193	971.9
* OTHER SITE(S) : 7			50	135,669	0	0	1	960	85	284	40.0
Massachusetts Total:			487	7,077,414	0	0	3	212,136	4,091	7,822	3,771.8
Michigan											
Alpena County Regional Airport	Air Force Guard	Alpena	93	483,658	0	0	0	0	0	657	213.1
Batt West Property Site 2	Air Force Guard	Battle Creek	7	64,724	0	0	0	0	0	159	15.3
Selfridge ANGB	Air Force Guard	Mount Clemens	251	2,401,980	0	0	0	0	3,079	3,593	1,163.7
W K Kellogg Airport	Air Force Guard	Battle Creek	28	340,304	0	0	0	0	0	140	132.3
W.K. KELLOGG SOUTH RAMP	Air Force Guard	Battle Creek	0	0	0	0	0	0	0	16	18.0
* OTHER SITE(S) : 6			10	32,955	0	0	0	0	39	74	24.3
Michigan Total:			389	3,323,621	0	0	0	0	3,118	4,638	1,566.7

* US Locations that do not meet criteria of at least ten (10) Acres AND at least \$10M PRV. US Territories and Non-US Locations that do not meet criteria of at least ten (10) Acres OR at least \$10M PRV.

DEPARTMENT OF DEFENSE - Air Force
Base Structure Report - As of 30 Sept 2014

SITE	COMPONENT	NAME NEAREST CITY	BUILDINGS						ACRES OWNED	TOTAL ACRES	PRV (\$M)
			OWNED		LEASED		OTHER				
			COUNT	SQFT	COUNT	SQFT	COUNT	SQFT			
Minnesota											
Duluth IAP	Air Force Guard	Duluth	34	370,050	0	0	0	0	1	318	170.7
Minneapolis-St Paul	Air Force Reserve	Minneapolis	88	1,123,629	0	0	0	0	215	246	441.2
* OTHER SITE(S) : 7			11	79,244	0	0	0	0	33	34	25.2
Minnesota Total:			133	1,572,923	0	0	0	0	249	598	637.0
Mississippi											
Camp Shelby Assault Runway	Air Force Guard	Camp Shelby	2	9,713	0	0	0	0	0	182	17.3
Columbus AFB	Air Force Active	Columbus	173	1,658,440	0	0	0	0	4,411	4,919	771.0
Columbus Auxiliary Airfield	Air Force Active	Shuqualak	5	8,480	0	0	0	0	895	1,061	32.5
Gulfport-Biloxi Regional Airport (ANG)	Air Force Guard	Gulfport	53	504,168	0	0	0	0	11	256	119.8
Jackson IAP, Thompson Field	Air Force Guard	Flowood	30	535,763	0	0	0	0	0	140	154.0
Keesler AFB	Air Force Active	Biloxi	228	6,919,640	0	0	2	4,870	1,597	1,670	1,835.8
Key Field	Air Force Guard	Meridian	38	404,465	0	0	0	0	0	128	198.4
* OTHER SITE(S) : 15			51	91,910	0	0	1	5,193	349	454	56.0
Mississippi Total:			580	10,132,579	0	0	3	10,063	7,263	8,810	3,184.8
Missouri											
Fort Leonard Wood Range	Air Force Guard	Laquey	2	6,449	0	0	1	7,500	0	305	14.2
Jefferson Barracks ANG	Air Force Guard	Jefferson Barracks	4	941	31	380,837	0	0	0	135	111.0
Lambert-St Louis	Air Force Guard	St. Louis	17	100,861	0	0	0	0	25	48	33.1
NGA Arnold Site	Air Force Active	Arnold	3	244,080	0	0	0	0	34	36	57.2
Rosecrans MAP (139AG)	Air Force Guard	St. Joseph	39	330,346	0	0	0	0	54	484	124.7
St Louis AFS	Air Force Active	St. Louis	15	740,037	0	0	0	0	25	25	147.6
Whiteman AFB	Air Force Active	Whiteman AFB	343	3,932,364	0	0	0	0	4,948	6,496	2,389.2
* OTHER SITE(S) : 8			17	223,401	0	0	0	0	0	0	66.8
Missouri Total:			440	5,578,479	31	380,837	1	7,500	5,086	7,529	2,943.8
Montana											
Great Falls IAP	Air Force Guard	Great Falls	37	406,538	0	0	0	0	0	139	144.5
Malmstrom AFB	Air Force Active	Malmstrom AFB	221	2,962,226	0	0	0	0	3,189	3,628	1,429.5
* OTHER SITE(S) : 234			271	309,692	2	56	0	0	714	25,292	1,726.3
Montana Total:			529	3,678,456	2	56	0	0	3,902	29,059	3,300.3
Nebraska											
Lincoln MAP	Air Force Guard	Overbrook	23	349,206	0	0	0	0	97	114	117.3

* US Locations that do not meet criteria of at least ten (10) Acres AND at least \$10M PRV. US Territories and Non-US Locations that do not meet criteria of at least ten (10) Acres OR at least \$10M PRV.

DEPARTMENT OF DEFENSE - Air Force
Base Structure Report - As of 30 Sept 2014

SITE	COMPONENT	NAME NEAREST CITY	BUILDINGS						ACRES OWNED	TOTAL ACRES	PRV (\$M)
			OWNED		LEASED		OTHER				
			COUNT	SQFT	COUNT	SQFT	COUNT	SQFT			
Offutt AFB	Air Force Active	Offutt AFB	206	5,871,945	0	0	0	0	1,908	1,923	1,861.9
Offutt Communications Annex 2 Globecom	Air Force Active	Elkhorn	10	136,621	0	0	0	0	372	372	44.8
Offutt FH Annex	Air Force Active	Offutt AFB	24	384,929	0	0	0	0	790	793	198.9
* OTHER SITE(S) : 94			102	155,755	0	0	0	0	400	10,814	614.1
Nebraska Total:			365	6,898,456	0	0	0	0	3,567	14,016	2,837.1
<u>Nevada</u>											
Creech AFB	Air Force Active	Indian Springs	131	908,569	0	0	0	0	235	2,300	619.0
Nellis AFB	Air Force Active	Las Vegas	626	6,360,381	0	0	1	111,253	5,214	14,160	3,648.3
Nellis Air Force Range	Air Force Active	Indian Springs	57	125,677	0	0	0	0	433	3,092,317	437.7
Nellis Annex	Air Force Active	North Las Vegas	2	19,347	0	0	0	0	104	107	17.8
Reno Tahoe IAP	Air Force Guard	Reno	31	388,341	0	0	0	0	0	60	153.5
Tonopah AFS	Air Force Active	Tonopah	17	38,431	0	0	0	0	4	47	14.6
Tonopah Auxiliary Airfield Annex	Air Force Active	Tonopah	148	1,651,480	0	0	0	0	0	2,157	994.5
Tonopah Auxiliary Airfield Annex 2	Air Force Active	Tonopah	93	782,042	0	0	0	0	0	109	190.0
* OTHER SITE(S) : 16			15	38,909	2	2,138	1	840	0	11,418	28.0
Nevada Total:			1,120	10,313,177	2	2,138	2	112,093	5,990	3,122,676	6,103.4
<u>New Hampshire</u>											
New Boston AS	Air Force Active	New Boston	25	96,075	0	0	1	5,269	2,826	2,873	75.5
Newington Defense Fuel Support Point	Air Force Active	Newington	3	3,680	0	0	0	0	10	15	45.3
Pease ANGB	Air Force Guard	Portsmouth	46	496,835	0	0	2	834	219	219	230.6
New Hampshire Total:			74	596,590	0	0	3	6,103	3,055	3,107	351.4
<u>New Jersey</u>											
Air Mobility Warfare Center	Air Force Active	Fort Dix	12	267,159	0	0	0	0	27	27	81.1
Atlantic City IAP	Air Force Guard	Egg Harbor Township	40	423,123	0	0	3	19,680	296	296	175.6
Fort Dix	Air Force Active	Fort Dix	718	5,847,185	0	0	1	5,426	30,720	30,720	3,459.5
McGuire AFB	Air Force Active	McGuire AFB	263	5,110,340	0	0	0	0	3,563	3,620	2,561.8
NAWCADLKE Non-NIF Lakehurst	Air Force Active	Lakehurst	204	2,988,263	0	0	1	4,733	7,405	7,405	1,615.6
Warren Grove Range	Air Force Guard	Warren Grove	5	570	0	0	0	0	9,416	9,416	12.7
* OTHER SITE(S) : 3			20	130,430	0	0	3	8,910	246	246	721.7
New Jersey Total:			1,262	14,767,070	0	0	8	38,749	51,673	51,730	8,627.9
<u>New Mexico</u>											
Boles Wells Annex	Air Force Active	Holloman AFB	3	6,431	0	0	0	0	2,694	6,984	33.4
Bonito Lake System Annex	Air Force Active	Holloman AFB	5	1,529	0	0	0	0	0	159	26.7
Cannon AFB	Air Force Active	Cannon AFB	242	3,181,976	0	0	0	0	3,460	4,213	1,524.6

* US Locations that do not meet criteria of at least ten (10) Acres AND at least \$10M PRV. US Territories and Non-US Locations that do not meet criteria of at least ten (10) Acres OR at least \$10M PRV.

DEPARTMENT OF DEFENSE - Air Force
Base Structure Report - As of 30 Sept 2014

SITE	COMPONENT	NAME NEAREST CITY	BUILDINGS						ACRES OWNED	TOTAL ACRES	PRV (\$M)
			OWNED		LEASED		OTHER				
			COUNT	SQFT	COUNT	SQFT	COUNT	SQFT			
Cannon AFB Site 2	Air Force Active	Cannon AFB	4	29,471	0	0	0	0	309	309	41.7
Holloman AFB	Air Force Active	Holloman AFB	475	5,510,540	0	0	20	579,390	10,601	53,603	2,928.2
Kirtland AFB	Air Force Active	Kirtland AFB	749	7,636,724	0	0	0	0	25,473	43,842	3,376.7
Melrose Air Force Range	Air Force Active	Floyd	13	17,729	0	0	0	0	58,524	79,973	65.1
* OTHER SITE(S) : 27			59	240,922	1	20	0	0	6,365	17,581	119.5
New Mexico Total:			1,550	16,625,322	1	20	20	579,390	107,426	206,663	8,115.8
<u>New York</u>											
Air Force Plant 59	Air Force Active	Johnson City	4	637,238	0	0	0	0	29	32	183.1
Francis S. Gabreski Airport	Air Force Guard	Westhampton Beach	33	361,639	0	0	0	0	0	89	167.3
Hancock Field	Air Force Guard	Syracuse	48	598,238	0	0	0	0	342	342	300.6
Neads Unit, Rome	Air Force Guard	Griffiss AFB	6	63,185	0	0	0	0	43	43	26.2
Newport Test Annex 2 Transmitter	Air Force Active	Newport	5	14,327	0	0	0	0	35	41	12.1
Niagara Falls	Air Force Reserve	Niagara Falls	88	1,052,740	0	0	0	0	545	982	462.8
Plattsburg AFB	Air Force Active	Plattsburgh	443	2,588,688	0	0	0	0	3,694	3,694	1,031.2
Rome Laboratory	Air Force Active	Rome	11	1,404,186	0	0	0	0	102	106	471.3
Schenectady MAP (ANG)	Air Force Guard	Scotia	37	426,303	0	0	0	0	0	129	159.6
Stewart IAP	Air Force Guard	Newburgh	44	812,591	0	0	1	33	0	308	398.3
Verona Defense Fuel Support Point	Air Force Active	Verona	8	6,878	0	0	0	0	35	35	35.5
Verona Test Annex	Air Force Active	Vernon	19	62,139	0	0	0	0	494	495	31.3
* OTHER SITE(S) : 7			6	23,932	0	0	0	0	325	350	12.3
New York Total:			752	8,052,084	0	0	1	33	5,644	6,646	3,291.7
<u>North Carolina</u>											
Charlotte/Douglas IAP	Air Force Guard	Charlotte	32	380,684	0	0	0	0	0	103	107.9
Dare County Range	Air Force Active	Stumpy Point	13	10,620	0	0	0	0	46,595	46,604	17.4
Fort Fisher Recreation Site	Air Force Active	Kure Beach	54	127,936	0	0	0	0	40	40	30.3
Seymour Johnson AFB	Air Force Active	Seymour Johnson AFB	326	3,106,742	0	0	0	0	3,232	4,118	1,154.7
Stanly County Airport	Air Force Guard	New London	36	139,319	0	0	0	0	0	114	125.4
* OTHER SITE(S) : 3			0	0	0	0	0	0	5	6	0.3
North Carolina Total:			461	3,765,301	0	0	0	0	49,872	50,985	1,436.1
<u>North Dakota</u>											
Cavalier AS	Air Force Active	Mountain	32	410,951	0	0	1	384	278	295	157.2
Defense Fuel Support Point	Air Force Active	Grand Forks	4	7,129	0	0	0	0	11	28	69.1
Grand Forks AFB	Air Force Active	Grand Forks AFB	169	2,720,144	0	0	433	1,907,117	4,830	5,420	1,547.4
Hector IAP	Air Force Guard	Fargo	0	0	37	464,399	0	0	0	256	175.4
Minot AFB	Air Force Active	Minot AFB	282	3,824,825	0	0	0	0	4,965	5,616	1,709.5

* US Locations that do not meet criteria of at least ten (10) Acres AND at least \$10M PRV. US Territories and Non-US Locations that do not meet criteria of at least ten (10) Acres OR at least \$10M PRV.

DEPARTMENT OF DEFENSE - Air Force
Base Structure Report - As of 30 Sept 2014

SITE	COMPONENT	NAME NEAREST CITY	BUILDINGS						ACRES OWNED	TOTAL ACRES	PRV (\$M)
			OWNED		LEASED		OTHER				
			COUNT	SQFT	COUNT	SQFT	COUNT	SQFT			
* OTHER SITE(S) : 171			364	234,534	0	0	0	0	2,553	19,421	1,174.5
North Dakota Total:			851	7,197,583	37	464,399	434	1,907,501	12,638	31,036	4,833.1
Ohio											
Blue Ash ANG	Air Force Guard	Blue Ash	15	51,903	0	0	0	0	0	12	14.9
Camp Perry (ANG)	Air Force Guard	Port Clinton	14	79,957	1	12,545	0	0	0	59	37.2
Mansfield Lahm MAP	Air Force Guard	Mansfield	28	292,218	0	0	0	0	0	290	147.3
Rickenbacker IAP (ANG)	Air Force Guard	Columbus	23	479,591	0	0	0	0	1,019	1,025	269.3
Springfield Beckley MAP	Air Force Guard	Springfield	38	399,691	0	0	0	0	0	180	128.7
Toledo/Exp Airport	Air Force Guard	Swanton	45	374,645	0	0	0	0	0	135	125.5
Wright-Patt Site 2	Air Force Active	Wright-Patterson AFB	203	8,900,446	0	0	0	0	2,366	2,366	3,541.8
Wright-Patterson AFB	Air Force Active	Wright-Patterson AFB	386	7,639,526	0	0	0	0	5,314	5,823	3,008.0
Youngstown Joint ARS	Air Force Reserve	Vienna	70	734,495	0	0	0	0	230	659	260.5
* OTHER SITE(S) : 8			20	306,551	0	0	0	0	5	396	199.9
Ohio Total:			842	19,259,023	1	12,545	0	0	8,934	10,944	7,733.1
Oklahoma											
Altus AFB	Air Force Active	Jackson	163	2,618,714	0	0	0	0	2,424	6,830	1,206.8
Kegelman Air Force Auxiliary Field	Air Force Active	Jet	7	11,093	0	0	0	0	1,066	1,284	39.0
Tinker Aerospace Complex	Air Force Active	Oklahoma City	1	334	12	3,949,493	1	1	0	407	1,108.5
Tinker AFB	Air Force Active	Oklahoma City	412	14,608,584	0	0	0	0	3,945	4,842	4,705.5
TINKER AFB SITE #3	Air Force Active	Oklahoma City	8	144,471	0	0	0	0	26	26	41.4
Tinker Support Annex	Air Force Active	Oklahoma City	22	154,644	0	0	0	0	89	133	51.2
Tulsa IAP	Air Force Guard	Tulsa	44	366,907	0	0	0	0	0	100	108.1
Vance AFB	Air Force Active	Enid	126	1,481,042	0	0	0	0	2,123	3,740	658.8
Will Rogers World Airport	Air Force Guard	Oklahoma City	38	366,635	0	0	1	128	0	133	148.7
* OTHER SITE(S) : 10			12	41,617	2	12,619	0	0	975	995	20.8
Oklahoma Total:			833	19,794,041	14	3,962,112	2	129	10,649	18,490	8,088.8
Oregon											
Klamath Falls Airport-Kingsley Field (ANG)	Air Force Guard	Kingsley Field	31	256,261	0	0	0	0	34	1,022	128.7
Portland IAP	Air Force Guard	Portland	63	721,290	0	0	0	0	0	246	296.2
* OTHER SITE(S) : 10			35	241,334	0	0	0	0	0	2,520	87.0
Oregon Total:			129	1,218,885	0	0	0	0	34	3,788	511.9
Pennsylvania											
Fort Indiantown Gap AGS	Air Force Guard	Annville	28	150,826	0	0	1	6,881	0	62	45.2

* US Locations that do not meet criteria of at least ten (10) Acres AND at least \$10M PRV. US Territories and Non-US Locations that do not meet criteria of at least ten (10) Acres OR at least \$10M PRV.

DEPARTMENT OF DEFENSE - Air Force
Base Structure Report - As of 30 Sept 2014

SITE	COMPONENT	NAME NEAREST CITY	BUILDINGS						ACRES OWNED	TOTAL ACRES	PRV (\$M)
			OWNED		LEASED		OTHER				
			COUNT	SQFT	COUNT	SQFT	COUNT	SQFT			
Harrisburg IAP (ANG)	Air Force Guard	Middletown	39	322,048	1	15,077	0	0	0	42	104.1
Pittsburgh IAP (ANG)	Air Force Guard	Coraopolis	37	415,822	0	0	0	0	0	179	173.2
Pittsburgh IAP (ARS)	Air Force Reserve	Coraopolis	58	546,742	0	0	0	0	12	180	194.1
Willow Grove JRB	Air Force Guard	Horsham	74	934,158	0	0	2	1,644	207	207	346.9
* OTHER SITE(S) : 9			29	135,336	0	0	0	0	0	188	53.4
Pennsylvania Total:			265	2,504,932	1	15,077	3	8,525	219	858	916.8
<u>Puerto Rico</u>											
Isabela N00207-AB	Air Force Active	Isabela	8	36,413	0	0	0	0	413	413	19.7
Luis Munoz Marin IAP	Air Force Guard	Carolina	40	352,149	0	0	0	0	0	95	160.3
Punta Borinquen Radar Site	Air Force Guard	Aguadilla	10	53,031	0	0	0	0	6	6	19.1
Punta Salinas Radar Site	Air Force Guard	Toa Baja	17	47,963	0	0	0	0	30	30	19.2
Ramey AF Solar Observatory Research Site	Air Force Active	Aguadilla	7	6,236	0	0	0	0	74	81	2.5
Salinas N00207-JA	Air Force Active	Salinas	2	6,567	0	0	0	0	249	249	4.8
Puerto Rico Total:			84	502,359	0	0	0	0	773	875	225.7
<u>Rhode Island</u>											
North Smithfield ANGS	Air Force Guard	Slatersville	8	62,919	0	0	0	0	24	34	21.1
Quonset State Airport	Air Force Guard	North Kingstown	31	429,237	0	0	1	1,762	0	106	180.5
Rhode Island Total:			39	492,156	0	0	1	1,762	24	140	201.7
<u>South Carolina</u>											
Charleston AFB	Air Force Active	Charleston	237	3,366,281	0	0	0	0	3,118	3,877	1,247.9
Charleston Defense Fuel Support Point	Air Force Active	Charleston	7	5,223	0	0	0	0	44	56	114.3
Hunley Park Military FH	Air Force Active	Charleston	5	17,401	0	0	0	0	271	271	15.2
McEntire Joint NGB	Air Force Guard	Columbia	81	724,162	0	0	0	0	2,344	2,473	260.5
North Air Force Auxiliary Field	Air Force Active	North	6	33,195	0	0	0	0	2,279	2,393	75.7
NWS Charleston	Air Force Active	Goose Creek	591	4,840,118	0	0	5	29,852	15,446	16,729	1,806.5
NWS Charleston North Yard	Air Force Active	North Charleston	11	278,808	0	0	0	0	21	21	91.6
NWS Charleston Short Stay	Air Force Active	Moncks Corner	42	58,091	0	0	1	345	0	57	11.4
Shaw AFB	Air Force Active	Shaw AFB	290	3,453,790	0	0	0	0	3,377	3,476	1,290.4
* OTHER SITE(S) : 12			44	130,118	3	267,409	0	0	12,554	12,562	113.7
South Carolina Total:			1,314	12,907,187	3	267,409	6	30,197	39,454	41,915	5,027.3
<u>South Dakota</u>											
Ellsworth AFB Site 1	Air Force Active	Ellsworth AFB	363	4,091,654	0	0	1	14,941	4,693	5,328	1,640.0
Ellsworth AFB Site 2	Air Force Active	Box Elder	111	664,909	0	0	0	0	663	851	353.5
Joe Foss Field	Air Force Guard	Sioux Falls	37	457,748	3	51,167	0	0	0	217	158.4

* US Locations that do not meet criteria of at least ten (10) Acres AND at least \$10M PRV. US Territories and Non-US Locations that do not meet criteria of at least ten (10) Acres OR at least \$10M PRV.

DEPARTMENT OF DEFENSE - Air Force
Base Structure Report - As of 30 Sept 2014

SITE	COMPONENT	NAME NEAREST CITY	BUILDINGS						ACRES OWNED	TOTAL ACRES	PRV (\$M)
			OWNED		LEASED		OTHER				
			COUNT	SQFT	COUNT	SQFT	COUNT	SQFT			
* OTHER SITE(S) : 10			1	133	0	0	0	0	2,487	2,906	4.1
South Dakota Total:			512	5,214,444	3	51,167	1	14,941	7,843	9,303	2,156.0
Tennessee											
Arnold AS	Air Force Active	Arnold AFB	335	2,820,896	0	0	2	13,320	38,861	38,862	8,341.2
McGhee Tyson Airport	Air Force Guard	Louisville	78	809,874	0	0	1	72	0	346	270.4
Memphis IAP	Air Force Guard	Memphis	19	448,850	0	0	1	56,100	0	119	163.8
Nashville IAP	Air Force Guard	Nashville	28	421,957	0	0	0	0	0	88	126.3
* OTHER SITE(S) : 2			7	31,499	0	0	0	0	0	12	10.7
Tennessee Total:			467	4,533,076	0	0	4	69,492	38,861	39,427	8,912.5
Texas											
Air Force Plant 4	Air Force Active	Fort Worth	87	5,576,292	0	0	0	0	678	727	1,339.3
Brooks AFB	Air Force Active	Brooks AFB	0	0	82	1,337,073	0	0	0	280	379.4
Camp Bullis	Air Force Active	San Antonio	278	792,190	0	0	0	0	27,993	27,993	293.6
Canyon Lake Recreation Annex	Air Force Active	Canyon Lake	39	24,719	0	0	0	0	0	358	12.7
Dyess AFB	Air Force Active	Abilene	272	3,383,136	0	0	3	97,777	3,120	6,320	1,564.7
Eldorado AFS	Air Force Active	Eldorado	7	114,791	0	0	0	0	119	128	42.7
Ellington Field	Air Force Guard	Houston	54	502,881	0	0	3	80,633	213	213	166.9
Fort Sam Houston	Air Force Active	Fort Sam Houston	392	10,570,492	0	0	0	0	2,653	2,745	2,623.0
Goodfellow AFB	Air Force Active	San Angelo	155	2,596,838	0	0	0	0	1,183	1,218	656.7
Hensley Field AGS	Air Force Guard	Dallas	0	0	8	62,487	0	0	0	23	13.5
Kelly AFB	Air Force Active	San Antonio	2	258	22	1,773,489	0	0	435	435	388.3
Kelly Field Annex	Air Force Active	Kelly AFB	130	2,290,940	0	0	0	0	2,327	2,905	828.9
Lackland AFB	Air Force Active	San Antonio	402	10,317,735	0	0	3	18,192	2,713	2,720	2,593.9
Lackland Training Annex	Air Force Active	Lackland AFB	258	1,523,195	0	0	1	192	4,017	4,028	478.9
Laughlin AFB	Air Force Active	Del Rio	186	1,912,168	0	0	0	0	4,355	4,692	797.2
Laughlin AFB Aux 1	Air Force Active	Quemado	6	5,145	0	0	0	0	402	724	26.8
Medical Center Annex Site 1	Air Force Active	Fort Sam Houston	33	3,039,136	0	0	3	68,081	189	189	874.8
Randolph AFB	Air Force Active	Universal City	243	4,161,667	0	0	1	652	2,903	3,137	1,419.3
Seguin Air Force Auxiliary Field	Air Force Active	Sequin	5	3,962	0	0	0	0	957	957	77.1
Sheppard AFB	Air Force Active	Wichita Falls	341	7,373,571	0	0	0	0	4,598	5,297	2,304.2
* OTHER SITE(S) : 30			150	828,124	0	0	48	524,781	1,408	2,575	355.2
Texas Total:			3,040	55,017,240	112	3,173,049	62	790,308	60,264	67,664	17,237.1
Utah											
Hill AFB	Air Force Active	Hill AFB	773	12,655,827	0	0	0	0	517	6,946	4,253.4
Little Mountain Test Annex	Air Force Active	Ogden	19	124,693	0	0	0	0	731	731	72.1
Salt Lake City IAP	Air Force Guard	Salt Lake City	52	496,265	0	0	0	0	0	135	177.7

* US Locations that do not meet criteria of at least ten (10) Acres AND at least \$10M PRV. US Territories and Non-US Locations that do not meet criteria of at least ten (10) Acres OR at least \$10M PRV.

DEPARTMENT OF DEFENSE - Air Force
Base Structure Report - As of 30 Sept 2014

SITE	COMPONENT	NAME NEAREST CITY	BUILDINGS						ACRES OWNED	TOTAL ACRES	PRV (\$M)
			OWNED		LEASED		OTHER				
			COUNT	SQFT	COUNT	SQFT	COUNT	SQFT			
Utah Test and Training Range South	Air Force Active	Wendover	33	27,350	0	0	0	0	7,180	572,656	49.0
UTTR - North	Air Force Active	Grouse Creek	83	420,971	0	0	0	0	0	366,877	192.7
* OTHER SITE(S) : 69			22	13,907	2	136,250	4	10,508	6	267	27.1
Utah Total:			982	13,739,013	2	136,250	4	10,508	8,434	947,612	4,771.9
<u>Vermont</u>											
Burlington IAP	Air Force Guard	South Burlington	39	422,291	0	0	0	0	0	281	166.5
* OTHER SITE(S) : 1			0	0	0	0	0	0	0	0	0.0
Vermont Total:			39	422,291	0	0	0	0	0	281	166.5
<u>Virgin Islands</u>											
* OTHER SITE(S) : 1			6	16,834	0	0	0	0	9	9	6.0
Virgin Islands Total:			6	16,834	0	0	0	0	9	9	6.0
<u>Virginia</u>											
Byrd Field	Air Force Guard	Sandston	4	54,865	0	0	0	0	0	16	11.7
Camp Pendleton (ANG)	Air Force Guard	Virginia Beach	11	95,741	0	0	0	0	0	60	19.7
Fort Eustis	Air Force Active	Newport News	417	6,564,801	0	0	0	0	7,932	7,933	1,774.3
Langley AFB	Air Force Active	Langley AFB	289	5,598,947	0	0	0	0	3,766	3,992	1,943.2
Langley FH Annex	Air Force Active	Hampton	7	59,678	0	0	0	0	302	302	18.5
* OTHER SITE(S) : 2			0	0	1	41,348	1	10,000	0	0	11.6
Virginia Total:			728	12,374,032	1	41,348	1	10,000	12,000	12,303	3,779.1
<u>Wake Islands</u>											
Wake Island Airfield	Air Force Active	Wake Island	104	432,123	0	0	0	0	2,600	2,600	814.0
Wake Islands Total:			104	432,123	0	0	0	0	2,600	2,600	814.0
<u>Washington</u>											
Camp Murray AGS	Air Force Guard	Tacoma	13	141,534	0	0	0	0	0	42	46.4
Cusick Survival TS	Air Force Active	Cusick	10	23,055	0	0	0	0	0	494,250	16.3
Fairchild AFB	Air Force Active	Fairchild AFB	279	4,385,298	0	0	0	0	4,343	5,197	1,966.4
Paine Field ANGS	Air Force Guard	Everett	9	46,399	0	0	0	0	15	15	14.3
White Bluff Site 1	Air Force Active	Spokane	16	121,743	0	0	0	0	86	86	42.5
* OTHER SITE(S) : 10			15	34,016	0	0	0	0	140	194	24.2
Washington Total:			342	4,752,045	0	0	0	0	4,584	499,784	2,110.2

* US Locations that do not meet criteria of at least ten (10) Acres AND at least \$10M PRV. US Territories and Non-US Locations that do not meet criteria of at least ten (10) Acres OR at least \$10M PRV.

DEPARTMENT OF DEFENSE - Air Force
Base Structure Report - As of 30 Sept 2014

SITE	COMPONENT	NAME NEAREST CITY	BUILDINGS						ACRES OWNED	TOTAL ACRES	PRV (\$M)
			OWNED		LEASED		OTHER				
			COUNT	SQFT	COUNT	SQFT	COUNT	SQFT			
West Virginia											
EWVRA Shepherd Field	Air Force Guard	Martinsburg	31	477,021	0	0	3	184,506	0	339	216.1
Yeager Airport	Air Force Guard	Charleston	32	416,057	0	0	0	0	0	283	165.5
* OTHER SITE(S) : 2			2	5,010	0	0	0	0	0	0	2.1
West Virginia Total:			65	898,088	0	0	3	184,506	0	622	383.8
Wisconsin											
Gen Mitchell IAP	Air Force Guard	Milwaukee	22	330,011	0	0	3	11,273	0	99	153.2
Hardwood Weapons Range (ANG)	Air Force Guard	Necedah	4	11,041	0	0	0	0	0	7,865	17.3
Truax ANGB	Air Force Guard	Madison	49	725,368	0	0	0	0	38	152	244.2
Volk ANGB	Air Force Guard	Camp Douglas	130	598,955	0	0	0	0	0	2,385	308.5
* OTHER SITE(S) : 6			1	22,520	0	0	0	0	1	5	11.1
Wisconsin Total:			206	1,687,895	0	0	3	11,273	39	10,505	734.3
Wyoming											
Cheyenne Regional Apt	Air Force Guard	Cheyenne	35	435,770	0	0	0	0	0	719	141.5
F E Warren AFB	Air Force Active	Cheyenne	244	3,276,325	0	0	1	5,000	2,247	6,834	1,180.4
* OTHER SITE(S) : 84			87	126,192	0	0	0	0	241	15,401	546.0
Wyoming Total:			366	3,838,287	0	0	1	5,000	2,488	22,954	1,868.0
US/US Territories Total:			35,327	459,671,569	462	11,237,856	767	5,966,543	1,739,670	8,830,441	218,979.5

* US Locations that do not meet criteria of at least ten (10) Acres AND at least \$10M PRV. US Territories and Non-US Locations that do not meet criteria of at least ten (10) Acres OR at least \$10M PRV.

DEPARTMENT OF DEFENSE - Air Force
Base Structure Report - As of 30 Sept 2014

SITE	COMPONENT	NAME NEAREST CITY	BUILDINGS						ACRES OWNED	TOTAL ACRES	PRV (\$M)
			OWNED		LEASED		OTHER				
			COUNT	SQFT	COUNT	SQFT	COUNT	SQFT			
Antigua & Barbuda											
Antigua AS	Air Force Active	St. Johns	38	156,385	0	0	0	0	0	175	75.7
Antigua & Barbuda Total:			38	156,385	0	0	0	0	0	175	75.7
Aruba											
* OTHER SITE(S) : 1			1	2,071	0	0	0	0	0	0	1.0
Aruba Total:			1	2,071	0	0	0	0	0	0	1.0
Australia											
* OTHER SITE(S) : 3			42	31,943	1	5,013	0	0	0	5	13.7
Australia Total:			42	31,943	1	5,013	0	0	0	5	13.7
Belgium											
Kleine Brogel AB	Air Force Active	Kleine-Brogel	10	27,020	0	0	5	15,998	0	1	17.8
Belgium Total:			10	27,020	0	0	5	15,998	0	1	17.8
Colombia											
* OTHER SITE(S) : 1			1	1,950	0	0	0	0	0	1	1.1
Colombia Total:			1	1,950	0	0	0	0	0	1	1.1
Costa Rica											
* OTHER SITE(S) : 1			0	0	0	0	1	1,098	0	1	0.5
Costa Rica Total:			0	0	0	0	1	1,098	0	1	0.5
Denmark											
* OTHER SITE(S) : 2			0	0	4	7,425	0	0	0	0	1.7
Denmark Total:			0	0	4	7,425	0	0	0	0	1.7
Germany											
Bann Communications Station	Air Force Active	Bann	3	9,740	0	0	4	7,911	0	0	10.9
Bitburg FH Annex	Air Force Active	Trier	21	319,623	0	0	62	2,248,503	0	156	670.4
Buechel AB	Air Force Active	Buechel	4	7,524	0	0	10	57,454	0	0	23.1
Einsiedlerhof Maintenance Annex	Air Force Active	Einsiedlerhof	4	10,045	0	0	4	105,302	0	14	36.8
Einsiedlerhof Storage Annex	Air Force Active	Kaiserlautern	9	104,457	0	0	15	367,922	0	0	119.9
Einsiedlerkoepfe Training Annex	Air Force Active	Kaiserlautern	4	5,338	0	0	1	11,057	0	0	11.5
Geilenkirchen AB	Air Force Active	Geilenkirchen	10	44,469	1	2,908	12	107,707	0	0	58.9
Kapaun Administration Annex	Air Force Active	Kaiserlautern	22	93,743	0	0	40	548,716	0	114	253.1
Landstuhl FH Annex O3	Air Force Active	Landstuhl	25	114,753	0	0	14	438,492	0	0	170.4

* US Locations that do not meet criteria of at least ten (10) Acres AND at least \$10M PRV. US Territories and Non-US Locations that do not meet criteria of at least ten (10) Acres OR at least \$10M PRV.

DEPARTMENT OF DEFENSE - Air Force
Base Structure Report - As of 30 Sept 2014

SITE	COMPONENT	NAME NEAREST CITY	BUILDINGS						ACRES OWNED	TOTAL ACRES	PRV (\$M)
			OWNED		LEASED		OTHER				
			COUNT	SQFT	COUNT	SQFT	COUNT	SQFT			
Landstuhl Maintenance Site	Air Force Active	Landstuhl	37	155,886	0	0	3	8,883	0	0	48.7
Landstuhl Maintenance Site 2	Air Force Active	Landstuhl	8	34,410	0	0	5	15,964	0	0	21.5
Oberweis Annex	Air Force Active	Trier	5	2,676	0	0	10	56,772	0	74	30.1
Ramstein AB	Air Force Active	Ramstein	475	4,056,425	0	0	366	5,655,378	0	0	4,398.7
Ramstein Storage Annex	Air Force Active	Weilerbach	15	184,681	0	0	3	50,694	0	0	61.6
Siegenburg Air Range	Air Force Active	Landshut	3	2,650	0	0	5	7,756	0	681	7.0
Spangdahlem AB	Air Force Active	Spangdahlem	378	1,839,597	0	0	214	2,113,211	0	1,617	2,196.5
Spangdahlem Waste Annex	Air Force Active	Spangdahlem	2	2,586	0	0	2	4,105	0	3	51.3
Vogelweh FH Annex	Air Force Active	Kaiserlautern	184	987,521	0	0	108	2,462,746	0	631	978.1
* OTHER SITE(S) : 13			17	65,811	3	3,796	17	69,640	0	20	55.5
Germany Total:			1,226	8,041,935	4	6,704	895	14,338,213	0	3,310	9,204.0
Greenland											
Thule AB	Air Force Active	Thule	194	2,251,298	0	0	0	0	0	233,034	3,267.0
Greenland Total:			194	2,251,298	0	0	0	0	0	233,034	3,267.0
Italy											
Aviano AB	Air Force Active	Aviano	109	804,157	0	0	96	1,577,641	0	1,200	1,717.0
Aviano Administration Annex Group HQ	Air Force Active	Aviano	6	6,006	0	0	5	40,554	0	8	21.6
Aviano Ammunition Storage Annex	Air Force Active	Aviano	3	6,673	0	0	32	94,975	0	47	45.0
Aviano Bachelor Housing Annex 1	Air Force Active	Aviano	15	147,822	0	0	6	475,732	0	39	318.5
Aviano Bachelor Housing Annex 2	Air Force Active	Aviano	7	217,208	0	0	9	82,949	0	13	117.3
Aviano FH Annex 5	Air Force Active	Aviano	0	0	23	68,235	0	0	0	0	17.5
Aviano Maintenance Annex	Air Force Active	Aviano	6	4,618	0	0	7	111,343	0	7	33.7
Aviano Storage Annex	Air Force Active	Aviano	0	0	2	94,440	0	0	0	6	17.2
Ghedi Radio Relay Site	Air Force Active	Brescia	11	28,676	0	0	4	27,369	0	1	22.7
San Vito Dei Normanni AS	Air Force Active	San Vito Normanni	2	3,800	0	0	0	0	0	25	4.0
* OTHER SITE(S) : 6			3	10,580	2	23,435	4	11,590	0	21	24.1
Italy Total:			162	1,229,540	27	186,110	163	2,422,153	0	1,367	2,338.6
Japan											
Camp Courtney FH Annex	Air Force Active	Camp Courtney Okinawa N	75	1,137,509	0	0	0	0	65	65	365.5
Camp Foster FH Annex	Air Force Active	Camp Foster Okinawa	732	2,669,219	0	0	0	0	453	453	942.0
Camp Kinser	Air Force Active	Makiminato Okinawa	43	2,266,584	0	0	0	0	135	135	692.8
Camp Kuwae FH Annex	Air Force Active	Chatan Okinawa	157	577,425	0	0	0	0	70	70	187.2
Camp McTureous FH Annex	Air Force Active	Camp Courtney Okinawa N	80	678,732	0	0	0	0	64	64	214.6
Camp Shields FH Annex	Air Force Active	Camp Shields-Okinawa	8	7,091	0	0	89	562,501	89	89	255.2

* US Locations that do not meet criteria of at least ten (10) Acres AND at least \$10M PRV. US Territories and Non-US Locations that do not meet criteria of at least ten (10) Acres OR at least \$10M PRV.

DEPARTMENT OF DEFENSE - Air Force

Base Structure Report - As of 30 Sept 2014

SITE	COMPONENT	NAME NEAREST CITY	BUILDINGS						ACRES OWNED	TOTAL ACRES	PRV (\$M)
			OWNED		LEASED		OTHER				
			COUNT	SQFT	COUNT	SQFT	COUNT	SQFT			
Camp Zama Communications Station	Air Force Active	Zama	0	0	0	0	4	13,721	0	1	13.6
Chitose Administration Annex	Air Force Active	Chitose	9	45,306	0	0	0	0	0	1,067	42.6
Draughton Training Range	Air Force Active	Misawa AFB	3	4,644	0	0	5	13,453	0	1,889	22.4
Idesuna Jima Air Range	Air Force Active	Okinawa Island	0	0	0	0	0	0	61	61	0.0
Itazuke Auxiliary Airfield	Air Force Active	Fukuoka	0	0	0	0	1	30,873	0	6	20.0
Kadena AB	Air Force Active	Kadena Air Base Okinawa	1,363	5,435,527	0	0	745	8,125,297	4,906	4,906	7,508.6
Kadena Ammo Storage Annex	Air Force Active	Kadena Air Base Okinawa	333	1,626,868	0	0	83	612,518	6,077	6,077	1,171.3
Misawa AB	Air Force Active	Misawa AFB	163	980,111	0	0	554	7,586,932	0	3,864	6,125.8
Momote Annex	Air Force Active	Unknown	0	0	0	0	3	2,976	0	30	5.0
Okuma Recreation Annex	Air Force Active	Okuma Okinawa	45	62,537	0	0	2	14,068	135	135	58.1
Owada Communications Station	Air Force Active	Owada	0	0	0	0	1	21,152	0	328	22.4
Tama Service Annex	Air Force Active	Tana	13	12,306	0	0	38	101,449	0	483	79.0
Tokorozawa Transmitter Site	Air Force Active	Tokorosana	7	59,913	0	0	0	0	0	320	119.7
Tori Shima Air Range	Air Force Active	Okinawa Island	0	0	0	0	0	0	10	10	0.0
Yokota AB	Air Force Active	Yokota AFB	102	528,863	0	0	595	9,468,982	0	1,750	5,741.9
* OTHER SITE(S) : 16			12	21,634	0	0	19	58,092	12	24	46.1
Japan Total:			3,145	16,114,269	0	0	2,139	26,612,014	12,077	21,828	23,633.7
<u>Netherlands</u>											
* OTHER SITE(S) : 1			3	6,273	0	0	0	0	0	0	4.1
Netherlands Total:			3	6,273	0	0	0	0	0	0	4.1
<u>Netherlands Antilles</u>											
Davis-Monthan AFB (Curacao)	Air Force Active	Curacao	17	91,884	0	0	0	0	0	42	48.1
Netherlands Antilles Total:			17	91,884	0	0	0	0	0	42	48.1
<u>Norway</u>											
Stavanger Admin Office	Air Force Active	Stavanger	1	4,550	0	0	2	21,836	0	0	14.2
* OTHER SITE(S) : 1			0	0	1	3,628	0	0	0	0	1.5
Norway Total:			1	4,550	1	3,628	2	21,836	0	0	15.7
<u>Oman</u>											
Masirah Island Mpt Site 1	Air Force Active	Unknown	0	0	0	0	0	0	0	3,000	0.0
SEEB MPT Site 1	Air Force Active	Seeb	1	21,744	0	0	21	243,344	0	3,000	118.9
Thumrait MAP	Air Force Active	Unknown	0	0	0	0	0	0	0	3,000	0.0
Oman Total:			1	21,744	0	0	21	243,344	0	9,000	118.9

* US Locations that do not meet criteria of at least ten (10) Acres AND at least \$10M PRV. US Territories and Non-US Locations that do not meet criteria of at least ten (10) Acres OR at least \$10M PRV.

DEPARTMENT OF DEFENSE - Air Force

Base Structure Report - As of 30 Sept 2014

SITE	COMPONENT	NAME NEAREST CITY	BUILDINGS						ACRES OWNED	TOTAL ACRES	PRV (\$M)
			OWNED		LEASED		OTHER				
			COUNT	SQFT	COUNT	SQFT	COUNT	SQFT			
Portugal											
Aigualva Munitions Storage Annex	Air Force Active	Lajes Field	0	0	0	0	0	0	0	68	1.2
Caldeira Ammunition Storage Area	Air Force Active	Lajes Field	3	6,331	0	0	0	0	0	29	3.6
Cinco Picos Globecom Annex	Air Force Active	Lajes Field	2	2,567	0	0	0	0	0	159	8.6
Covadascinzas Petroleum Products Stg Annex	Air Force Active	Lajes Field	0	0	0	0	0	0	0	41	11.5
Lajes Annex	Air Force Active	Lajes Field	4	1,270	0	0	0	0	0	1	22.9
Lajes Field	Air Force Active	Lajes Field	360	2,607,795	0	0	0	0	0	973	1,436.2
Praia Da Victoria Dock Annex	Air Force Active	Lajes Field	15	19,494	0	0	0	0	0	4	38.5
Praia Da Victoria Fuel Storage Annex	Air Force Active	Lajes Field	13	7,504	0	0	0	0	0	53	66.7
Villa Nova Globecom Annex	Air Force Active	Lajes Field	1	1,748	0	0	0	0	0	99	2.1
* OTHER SITE(S) : 8			10	3,325	0	0	0	0	0	13	3.6
Portugal Total:			408	2,650,034	0	0	0	0	0	1,440	1,594.8
Saint Helena											
Ascension Auxiliary Airfield	Air Force Active	Ascension Island	128	408,457	0	0	0	0	0	3,463	309.8
Saint Helena Total:			128	408,457	0	0	0	0	0	3,463	309.8
South Korea											
Camp Red Cloud Communications Site	Air Force Active	Uijong Bu	0	0	0	0	8	70,522	0	4	20.9
Kimhae Storage Annex	Air Force Active	Kimhae	38	363,498	0	0	1	51,333	0	86	93.8
Kunsan AB	Air Force Active	Kunsan	362	2,826,047	0	0	29	637,212	0	0	1,588.5
Kwang-Ju AB	Air Force Active	Kwangju	100	629,243	0	0	1	20,000	0	313	278.3
Osan AFB	Air Force Active	Osan AFB	398	5,751,887	0	0	57	1,036,273	0	1,523	2,660.3
Osan Ni Ammunition Storage Annex	Air Force Active	Osan	21	74,502	0	0	0	0	0	603	28.8
Osan Site 2	Air Force Active	Osan AFB	3	1,495	0	0	0	0	0	59	12.0
Osan Site 3	Air Force Active	Osan AFB	0	0	0	0	0	0	0	445	1.7
Pil-Sung Air Range	Air Force Active	Pil-Sung	10	18,560	0	0	2	24,676	0	27	14.4
Suwon AB	Air Force Active	Suwon	40	128,897	0	0	63	589,118	0	267	397.6
Taegu AB	Air Force Active	Taegu	140	740,043	0	0	1	18,765	0	696	337.3
* OTHER SITE(S) : 4			2	20,778	0	0	10	41,982	0	5	11.2
South Korea Total:			1,114	10,554,950	0	0	172	2,489,881	0	4,028	5,445.0
Spain											
Moron AB	Air Force Active	Moran AB	160	837,338	0	0	0	0	0	2,808	776.7
Spain Total:			160	837,338	0	0	0	0	0	2,808	776.7

* US Locations that do not meet criteria of at least ten (10) Acres AND at least \$10M PRV. US Territories and Non-US Locations that do not meet criteria of at least ten (10) Acres OR at least \$10M PRV.

DEPARTMENT OF DEFENSE - Air Force

Base Structure Report - As of 30 Sept 2014

SITE	COMPONENT	NAME NEAREST CITY	BUILDINGS						ACRES OWNED	TOTAL ACRES	PRV (\$M)
			OWNED		LEASED		OTHER				
			COUNT	SQFT	COUNT	SQFT	COUNT	SQFT			
Turkey											
Ankara Administration Office	Air Force Active	Ankara	23	149,014	0	0	0	0	14	14	45.9
Batman AB	Air Force Active	Batman	0	0	0	0	13	28,176	0	0	19.7
Cigli AB	Air Force Active	Izmir	0	0	0	0	19	148,127	0	0	32.7
Incirlilik AB	Air Force Active	Adana	713	4,188,961	0	0	1	7,600	0	3,337	2,399.0
Izmir AS	Air Force Active	Izmir	0	0	2	49,496	0	0	0	0	12.6
Mus AB	Air Force Active	Batman	0	0	0	0	12	25,239	0	0	14.8
Yumurtalik Petroleum Prod Storage Annex	Air Force Active	Yumurtalik	6	7,743	0	0	0	0	36	142	111.0
* OTHER SITE(S) : 8			3	15,320	2	26,909	6	96,840	1	1	24.2
Turkey Total:			745	4,361,038	4	76,405	51	305,982	51	3,494	2,659.9
United Kingdom											
Blenheim Crescent	Air Force Active	Unknown	4	23,222	0	0	1	24,636	0	0	17.2
Eriswell FH Annex	Air Force Active	Lakenheath	0	0	103	548,459	0	0	0	62	126.2
RAF Alconbury	Air Force Active	Cambridge	169	979,047	0	0	12	192,526	0	218	399.9
RAF Barford St John Transmitter Annex	Air Force Active	Banbury	1	22,006	0	0	0	0	0	476	18.0
RAF Bicester	Air Force Active	Paynes End	255	224,320	0	0	78	101,872	0	35	79.7
RAF Croughton	Air Force Active	Northamptonshire	120	662,574	0	0	18	169,291	0	694	364.9
RAF Ely Family Housing Annex	Air Force Active	Ely	0	0	0	0	63	147,294	0	5	57.4
RAF Fairford	Air Force Active	Fairford	99	438,039	0	0	81	493,461	0	1,170	670.3
RAF Feltwell	Air Force Active	Feltwell	73	415,622	0	0	177	927,396	0	332	413.1
RAF Lakenheath	Air Force Active	Lakenheath	810	4,138,100	0	0	155	949,037	0	2,007	2,671.3
RAF Menwith Hill	Air Force Active	Harrogate	0	0	0	0	173	1,191,002	0	545	522.5
RAF Mildenhall	Air Force Active	Mildenhall	311	1,702,158	0	0	149	1,233,097	0	1,163	1,421.6
RAF Mildenhall Ammo Storage Annex	Air Force Active	Mildenhall	19	19,701	0	0	0	0	0	37	9.0
RAF Molesworth	Air Force Active	Cambridge	60	179,014	0	0	30	289,859	0	659	201.5
RAF Molesworth Storage Annex 12	Air Force Active	Cambridge	2	30,988	0	0	0	0	0	37	11.9
RAF Welford Ammo Storage Area	Air Force Active	Welford	79	237,549	0	0	192	475,817	0	806	313.8
* OTHER SITE(S) : 11			8	20,480	1	799	81	120,870	0	12	46.4
United Kingdom Total:			2,010	9,092,820	104	549,258	1,210	6,316,158	0	8,258	7,344.6
Overseas Total:			9,406	55,885,499	145	834,543	4,659	52,766,677	12,128	292,261	56,872.3
Worldwide Totals By Reporting Component:			44,733	515,557,068	607	12,072,399	5,426	58,733,220	1,751,798	9,122,702	275,851.8

* US Locations that do not meet criteria of at least ten (10) Acres AND at least \$10M PRV. US Territories and Non-US Locations that do not meet criteria of at least ten (10) Acres OR at least \$10M PRV.

DEPARTMENT OF DEFENSE - Marine Corps
Base Structure Report - As of 30 Sept 2014

SITE	COMPONENT	NAME NEAREST CITY	BUILDINGS						ACRES OWNED	TOTAL ACRES	PRV (\$M)
			OWNED		LEASED		OTHER				
			COUNT	SQFT	COUNT	SQFT	COUNT	SQFT			
Alabama											
* OTHER SITE(S) : 2			8	52,381	0	0	0	0	13	13	12.3
Alabama Total:			8	52,381	0	0	0	0	13	13	12.3
Arizona											
Barry Goldwater Range	Marine Corps Active	Yuma	51	202,943	0	0	0	0	41,613	692,800	300.0
MCAS Yuma	Marine Corps Active	Yuma	288	2,878,824	0	0	362	1,227,124	2,824	4,723	1,625.9
MCAS Yuma Hsg-Off Base	Marine Corps Active	Yuma	0	0	0	0	26	148,592	23	23	34.3
* OTHER SITE(S) : 3			20	27,494	0	0	0	0	10	34	8.9
Arizona Total:			359	3,109,261	0	0	388	1,375,716	44,470	697,580	1,969.1
California											
Chocolate Mountain Air Gnry Range	Marine Corps Active	Niland	4	44,817	0	0	0	0	228,368	456,692	282.7
MCAS El Toro LIFOC	Marine Corps Active	Irvine	8	78,160	0	0	0	0	272	272	20.5
MCAS Miramar	Marine Corps Active	San Diego	417	6,383,211	0	0	311	1,267,536	21,191	22,906	3,201.8
MCAS Tustin Carve-Out 2	Marine Corps Active	Tustin	41	470,215	0	0	0	0	34	34	147.5
MCB Camp Pendleton	Marine Corps Active	Camp Pendleton	1,848	21,819,530	25	94,082	3,411	13,632,284	124,912	127,208	11,908.9
MCLB Barstow	Marine Corps Active	Barstow	149	2,487,434	0	0	0	0	359	3,764	710.7
MCLB Barstow Yermo Area	Marine Corps Active	Barstow	95	2,057,727	0	0	0	0	1,211	1,526	775.6
MCRD San Diego	Marine Corps Active	San Diego	142	2,804,131	0	0	11	23,961	428	428	866.8
MCRD San Diego Former NTC	Marine Corps Active	San Diego	5	142,957	0	0	0	0	72	72	51.9
MWTC Bridgeport	Marine Corps Active	Coleville	49	319,420	0	0	0	0	346	44,452	132.0
Twentynine Palms Main Base	Marine Corps Active	Twentynine Palms	845	7,124,943	0	0	688	3,091,523	173,907	617,107	4,811.7
Vista Del Sol East	Marine Corps Active	Twentynine Palms	0	0	0	0	50	254,780	0	29	57.8
Vista Del Sol West	Marine Corps Active	Twentynine Palms	0	0	0	0	101	446,255	0	65	100.4
* OTHER SITE(S) : 17			29	172,297	1	6,962	50	211,598	25	55	106.4

* US Locations that do not meet criteria of at least ten (10) Acres AND at least \$10M PRV. US Territories and Non-US Locations that do not meet criteria of at least ten (10) Acres OR at least \$10M PRV.

DEPARTMENT OF DEFENSE - Marine Corps

Base Structure Report - As of 30 Sept 2014

SITE	COMPONENT	NAME NEAREST CITY	BUILDINGS						ACRES OWNED	TOTAL ACRES	PRV (\$M)
			OWNED		LEASED		OTHER				
			COUNT	SQFT	COUNT	SQFT	COUNT	SQFT			
		California Total:	3,632	43,904,841	26	101,044	4,622	18,927,937	551,126	1,274,611	23,174.6
Delaware											
* OTHER SITE(S) : 1			4	40,978	0	0	0	0	8	8	11.3
		Delaware Total:	4	40,978	0	0	0	0	8	8	11.3
District of Columbia											
* OTHER SITE(S) : 3			18	301,427	0	0	0	0	12	12	114.3
		District of Columbia Total:	18	301,427	0	0	0	0	12	12	114.3
Florida											
4th MARDIV Jacksonville Maint	Marine Corps Reserve	Jacksonville	5	45,689	0	0	0	0	111	111	13.1
MCRC Tampa	Marine Corps Reserve	Tampa	14	33,510	0	0	0	0	0	19	11.2
MCSF Blount Island	Marine Corps Active	Jacksonville	61	908,255	0	0	0	0	912	1,082	333.8
		Florida Total:	80	987,454	0	0	0	0	1,022	1,211	358.1
Georgia											
MCLB Albany	Marine Corps Active	Albany	259	6,790,543	0	0	90	240,444	3,389	3,394	1,363.1
NAS Atlanta Windy Hill	Marine Corps Reserve	Smyrna	11	75,395	0	0	0	0	28	28	16.3
* OTHER SITE(S) : 2			10	11,722	1	1,219	0	0	5,183	35,234	6.7
		Georgia Total:	280	6,877,660	1	1,219	90	240,444	8,600	38,656	1,386.1
Hawaii											
MC Trng Area Bellows	Marine Corps Active	Waimanalo	15	116,231	0	0	0	0	28	1,030	109.3
MCB Camp Smith	Marine Corps Active	Aiea	50	896,574	0	0	9	19,010	219	221	573.9
MCB Hawaii Kaneohe	Marine Corps Active	Kaneohe	563	4,838,356	0	0	973	3,835,014	2,686	2,955	5,360.5
MCB Hawaii Manana Capehart	Marine Corps Active	Pearl City	8	14,943	0	0	153	429,514	52	52	183.0
MCB Hawaii Pearl City Annex	Marine Corps Active	Pearl City	7	255,008	0	0	0	0	27	27	74.1
MCB Hawaii Puuloa-Oahu	Marine Corps Active	Ewa Beach	23	47,010	0	0	0	0	165	165	60.1
* OTHER SITE(S) : 2			0	0	0	0	0	0	187	202	1.3

* US Locations that do not meet criteria of at least ten (10) Acres AND at least \$10M PRV. US Territories and Non-US Locations that do not meet criteria of at least ten (10) Acres OR at least \$10M PRV.

DEPARTMENT OF DEFENSE - Marine Corps

Base Structure Report - As of 30 Sept 2014

SITE	COMPONENT	NAME NEAREST CITY	BUILDINGS						ACRES OWNED	TOTAL ACRES	PRV (\$M)
			OWNED		LEASED		OTHER				
			COUNT	SQFT	COUNT	SQFT	COUNT	SQFT			
		Hawaii Total:	666	6,168,121	0	0	1,135	4,283,538	3,364	4,652	6,362.3
<u>Illinois</u>											
		* OTHER SITE(S) : 2	6	70,358	0	0	0	0	6	10	20.2
		Illinois Total:	6	70,358	0	0	0	0	6	10	20.2
<u>Indiana</u>											
		* OTHER SITE(S) : 1	2	16,570	0	0	0	0	0	4	3.9
		Indiana Total:	2	16,570	0	0	0	0	0	4	3.9
<u>Louisiana</u>											
		* OTHER SITE(S) : 4	11	524,251	0	0	0	0	10	18	156.1
		Louisiana Total:	11	524,251	0	0	0	0	10	18	156.1
<u>Maryland</u>											
		* OTHER SITE(S) : 2	3	49,705	1	51,406	0	0	9	9	32.5
		Maryland Total:	3	49,705	1	51,406	0	0	9	9	32.5
<u>Massachusetts</u>											
4th MAW Chicopee Housing	Marine Corps Reserve	Chicopee	0	0	0	0	59	275,022	50	50	55.8
		Massachusetts Total:	0	0	0	0	59	275,022	50	50	55.8
<u>Michigan</u>											
NOSC Battle Creek	Marine Corps Reserve	Battle Creek	6	60,856	0	0	0	0	41	173	18.9
		Michigan Total:	6	60,856	0	0	0	0	41	173	18.9
<u>Missouri</u>											
MCSPTACT Kansas City E Bales	Marine Corps Reserve	Belton	9	89,069	0	0	0	0	24	24	25.9
MCSPTACT Kansas City PPV Housing	Marine Corps Reserve	Belton	0	0	0	0	239	676,340	41	89	129.0
		* OTHER SITE(S) : 4	3	33,909	0	0	1	433,200	16	16	159.2
		Missouri Total:	12	122,978	0	0	240	1,109,540	81	129	314.0
<u>Nebraska</u>											
		* OTHER SITE(S) : 2	3	41,582	0	0	2	3,846	8	8	12.5

* US Locations that do not meet criteria of at least ten (10) Acres AND at least \$10M PRV. US Territories and Non-US Locations that do not meet criteria of at least ten (10) Acres OR at least \$10M PRV.

DEPARTMENT OF DEFENSE - Marine Corps

Base Structure Report - As of 30 Sept 2014

SITE	COMPONENT	NAME NEAREST CITY	BUILDINGS						ACRES OWNED	TOTAL ACRES	PRV (\$M)
			OWNED		LEASED		OTHER				
			COUNT	SQFT	COUNT	SQFT	COUNT	SQFT			
		Nebraska Total:	3	41,582	0	0	2	3,846	8	8	12.5
<u>Nevada</u>											
* OTHER SITE(S) : 1			0	0	0	0	0	0	0	480	1.2
		Nevada Total:	0	0	0	0	0	0	0	480	1.2
<u>New York</u>											
4th MARDIV Brooklyn	Marine Corps Reserve	New York City	5	106,287	0	0	0	0	72	72	43.5
MCRC Syracuse	Marine Corps Reserve	Syracuse	9	44,688	0	0	0	0	264	264	50.0
* OTHER SITE(S) : 3			14	276,842	0	0	219	349,647	16	16	174.1
		New York Total:	28	427,817	0	0	219	349,647	352	352	267.6
<u>North Carolina</u>											
ALF Bogue	Marine Corps Active	Bogue	19	44,891	0	0	0	0	837	887	34.6
Greater Sandy Run Area Site	Marine Corps Active	Camp Lejeune	32	59,941	0	0	1	282	40,126	40,940	204.6
MCAS Cherry Point	Marine Corps Active	Cherry Point	498	7,925,348	0	0	1,054	2,722,235	13,045	15,194	3,491.6
MCB Camp Lejeune	Marine Corps Active	Camp Lejeune	1,383	17,255,486	49	73,047	1,713	4,179,495	82,984	88,990	6,713.7
MCB Camp Lejeune Midway Park	Marine Corps Active	Camp Lejeune	22	101,604	0	0	343	1,350,816	0	310	266.3
MCB Camp Lejeune Oak Grove	Marine Corps Active	Pollocksville	2	4,825	0	0	0	0	976	976	131.9
MCB Camp Lejeune West Site	Marine Corps Active	Camp Lejeune	682	5,940,223	13	31,290	367	601,164	2,773	2,785	2,158.4
OLF Atlantic	Marine Corps Active	Bogue	8	19,105	0	0	0	0	1,479	1,483	60.6
Point Of Marsh Target	Marine Corps Active	Atlantic	8	21,066	0	0	0	0	12,460	12,460	17.3
* OTHER SITE(S) : 12			222	1,933,678	0	0	754	3,987,362	151	5,591	1,245.8
		North Carolina Total:	2,876	33,306,167	62	104,337	4,232	12,841,354	154,833	169,617	14,324.8
<u>Ohio</u>											
* OTHER SITE(S) : 1			5	63,486	0	0	0	0	0	11	16.6
		Ohio Total:	5	63,486	0	0	0	0	0	11	16.6
<u>Pennsylvania</u>											

* US Locations that do not meet criteria of at least ten (10) Acres AND at least \$10M PRV. US Territories and Non-US Locations that do not meet criteria of at least ten (10) Acres OR at least \$10M PRV.

DEPARTMENT OF DEFENSE - Marine Corps

Base Structure Report - As of 30 Sept 2014

SITE	COMPONENT	NAME NEAREST CITY	BUILDINGS						ACRES OWNED	TOTAL ACRES	PRV (\$M)
			OWNED		LEASED		OTHER				
			COUNT	SQFT	COUNT	SQFT	COUNT	SQFT			
* OTHER SITE(S) : 3			10	67,306	0	0	0	0	9	13	22.1
		Pennsylvania Total:	10	67,306	0	0	0	0	9	13	22.1
<u>South Carolina</u>											
MCAS Beaufort	Marine Corps Active	Beaufort	280	2,598,241	0	0	290	540,679	5,691	6,336	1,298.2
MCAS Beaufort LB Housing	Marine Corps Active	Laurel Bay	22	236,882	0	0	1,105	1,502,269	950	950	343.4
MCRD Beaufort Parris Island	Marine Corps Active	Parris Island	322	4,134,877	0	0	196	530,012	8,047	8,080	1,359.7
* OTHER SITE(S) : 10			0	0	0	0	0	0	9	1,344	0.4
		South Carolina Total:	624	6,970,000	0	0	1,591	2,572,960	14,698	16,710	3,001.7
<u>Tennessee</u>											
* OTHER SITE(S) : 1			3	28,163	0	0	0	0	6	6	6.7
		Tennessee Total:	3	28,163	0	0	0	0	6	6	6.7
<u>Texas</u>											
* OTHER SITE(S) : 2			5	48,122	0	0	0	0	204	205	12.1
		Texas Total:	5	48,122	0	0	0	0	204	205	12.1
<u>Virginia</u>											
MCB Quantico	Marine Corps Active	Quantico	575	8,123,335	0	0	617	2,892,690	55,155	60,320	3,894.9
* OTHER SITE(S) : 11			8	75,803	9	117,664	0	0	148	148	49.9
		Virginia Total:	583	8,199,138	9	117,664	617	2,892,690	55,303	60,468	3,944.8
<u>Washington</u>											
* OTHER SITE(S) : 1			5	29,648	0	0	0	0	12	12	9.2
		Washington Total:	5	29,648	0	0	0	0	12	12	9.2
		US/US Territories Total:	9,229	111,468,271	99	375,670	13,195	44,872,694	835,616	2,268,609	55,608.6

* US Locations that do not meet criteria of at least ten (10) Acres AND at least \$10M PRV. US Territories and Non-US Locations that do not meet criteria of at least ten (10) Acres OR at least \$10M PRV.

DEPARTMENT OF DEFENSE - Marine Corps

Base Structure Report - As of 30 Sept 2014

SITE	COMPONENT	NAME NEAREST CITY	BUILDINGS						ACRES OWNED	TOTAL ACRES	PRV (\$M)
			OWNED		LEASED		OTHER				
			COUNT	SQFT	COUNT	SQFT	COUNT	SQFT			
Japan											
Camp Courtney	Marine Corps Active	Tengan	87	311,446	0	0	117	1,779,958	0	331	854.5
Camp Foster	Marine Corps Active	Zukeran	1,003	2,703,341	0	0	330	5,718,579	0	1,472	3,604.9
Camp Fuji Japan	Marine Corps Active	Camp Fuji	42	70,889	0	0	47	543,287	0	33,379	314.3
Camp Gonsalves	Marine Corps Active	Henoko Okinawa	20	13,624	0	0	2	27,516	0	19,334	26.5
Camp Hansen	Marine Corps Active	Onna Okinawa	139	643,322	0	0	164	2,938,698	0	12,303	1,771.1
Camp Kinser	Marine Corps Active	Makiminato Okinawa	160	3,336,033	0	0	119	3,360,945	0	675	2,294.1
Camp Lester	Marine Corps Active	Chatan Okinawa	165	650,067	0	0	75	528,935	0	167	631.3
Camp McTureous	Marine Corps Active	Tengan	7	93,335	0	0	91	735,014	0	94	391.5
Camp Schwab	Marine Corps Active	Henoko Okinawa	107	358,489	0	0	60	1,524,760	0	5,397	939.7
le Jima Aux Airfield	Marine Corps Active	Henoko Okinawa	13	26,201	0	0	5	9,729	0	1,981	31.3
Kin Blue Beach - 6020	Marine Corps Active	Onna Okinawa	0	0	0	0	0	0	0	94	2.1
MCAS Futenma	Marine Corps Active	Futemma Okinawa	221	1,093,242	0	0	53	867,818	0	1,188	1,154.7
MCAS Iwakuni	Marine Corps Active	Iwakuni	153	634,820	0	0	399	5,534,092	0	7,117	3,599.2
MCB Camp S D Butler ASP	Marine Corps Active	Koza	0	0	0	0	3	21,055	0	491	65.6
Ulibaru	Marine Corps Active	White Beach Nav Inst	0	0	0	0	0	0	0	63	0.0
* OTHER SITE(S) : 1			0	0	0	0	0	0	0	0	0.0
Japan Total:			2,117	9,934,808	0	0	1,465	23,590,386	0	84,084	15,680.8
South Korea											
Camp Mu Juk	Marine Corps Active	Pohang	27	150,389	0	0	24	146,157	0	88	78.6
South Korea Total:			27	150,389	0	0	24	146,157	0	88	78.6
Overseas Total:			2,144	10,085,197	0	0	1,489	23,736,543	0	84,187	15,759.4
Worldwide Totals By Reporting Component:			11,373	121,553,468	99	375,670	14,684	68,609,237	835,616	2,352,796	71,368.0

* US Locations that do not meet criteria of at least ten (10) Acres AND at least \$10M PRV. US Territories and Non-US Locations that do not meet criteria of at least ten (10) Acres OR at least \$10M PRV.

DEPARTMENT OF DEFENSE - WHS
Base Structure Report - As of 30 Sept 2014

SITE	COMPONENT	NAME NEAREST CITY	BUILDINGS				ACRES OWNED	TOTAL ACRES	PRV (\$M)		
			OWNED		LEASED					OTHER	
			COUNT	SQFT	COUNT	SQFT				COUNT	SQFT
<u>Delaware</u>											
* OTHER SITE(S) : 3			0	0	3	9,483	0	0	0	0	2.8
		Delaware Total:	0	0	3	9,483	0	0	0	0	2.8
<u>District of Columbia</u>											
* OTHER SITE(S) : 7			0	0	7	679,969	0	0	0	0	186.2
		District of Columbia Total:	0	0	7	679,969	0	0	0	0	186.2
<u>Illinois</u>											
* OTHER SITE(S) : 1			0	0	1	2,600	0	0	0	0	0.7
		Illinois Total:	0	0	1	2,600	0	0	0	0	0.7
<u>Maryland</u>											
* OTHER SITE(S) : 16			3	6,573	15	482,213	0	0	4	4	71.3
		Maryland Total:	3	6,573	15	482,213	0	0	4	4	71.3
<u>Pennsylvania</u>											
* OTHER SITE(S) : 1			68	636,261	0	0	0	0	716	716	243.4
		Pennsylvania Total:	68	636,261	0	0	0	0	716	716	243.4
<u>Virginia</u>											
Pentagon Reservation	Washington Headquarters Services	Pentagon, Arlington	34	6,878,353	0	0	1	1,320	220	220	5,245.8
* OTHER SITE(S) : 65			0	0	62	5,206,401	0	0	7	7	1,210.1
		Virginia Total:	34	6,878,353	62	5,206,401	1	1,320	227	227	6,455.8
		US/US Territories Total:	105	7,521,187	88	6,380,666	1	1,320	948	948	6,960.2
		Worldwide Totals By Reporting Component:	105	7,521,187	88	6,380,666	1	1,320	948	948	6,960.2

* US Locations that do not meet criteria of at least ten (10) Acres AND at least \$10M PRV. US Territories and Non-US Locations that do not meet criteria of at least ten (10) Acres OR at least \$10M PRV.

**State/Territories Army National Guard
Base Structure Report - As of 30 Sept 2014**

SITE	COMPONENT	NAME NEAREST CITY	BUILDINGS				STATE OWNED ACRES	TOTAL ACRES	PRV (\$M)
			STATE OWNED		TOTAL				
			COUNT	SQFT	COUNT	SQFT			
Alabama									
AASF 02 Birmingham	Army Guard	Birmingham	3	90,888	3	90,888	85	85	25.6
AASF 3 Bates Field Mobile	Army Guard	Mobile	4	54,736	4	54,736	0	42	17.3
AFRC Mobile	Army Guard	Mobile	5	108,248	5	108,248	0	6	21.4
Fort Sequoyah Fort Payne	Army Guard	Fort Payne	9	46,446	9	46,446	20	20	9.4
Fort Whiting Mobile	Army Guard	Mobile	6	176,888	6	176,888	0	32	34.1
MD Birmingham	Army Guard	Birmingham	8	127,834	8	127,834	26	26	23.2
MD Quarles Flowers Decatur	Army Guard	Decatur	7	42,951	7	42,951	12	12	8.0
NG Buntin Parsons Dothan	Army Guard	Dothan	4	36,200	4	36,200	10	10	6.3
NG Charles A Rollo Auburn	Army Guard	Auburn	3	32,145	3	32,145	20	20	6.1
NG Charles P Bailey Athens	Army Guard	Athens	6	36,142	6	36,142	6	6	6.7
NG Clarence F Rhea Gadsden	Army Guard	Gadsden	6	43,761	13	92,403	12	12	17.9
NG Cromwell Pickens Florence	Army Guard	Florence	7	42,303	7	42,303	11	11	7.9
NG Cullman CSMS 2	Army Guard	Cullman	7	111,726	7	111,726	22	22	25.9
NG Decatur Army National Guard	Army Guard	Decatur	23	258,136	23	258,136	162	162	46.0
NG Ervin A Byrd Citronelle	Army Guard	Citronelle	2	29,148	2	29,148	11	11	5.4
NG Fort Guy French RC Jackson	Army Guard	Jackson	7	27,030	7	27,030	8	8	5.4
NG Frank F Horton Andalusia	Army Guard	Andalusia	4	26,814	4	26,814	5	5	5.9
NG Henry B Graham Birmingham	Army Guard	Birmingham	7	206,871	7	206,871	16	16	43.5
NG Huntsville	Army Guard	Huntsville	4	35,153	4	35,153	12	12	5.5
NG I Judson Snead Centreville	Army Guard	Centreville	7	47,743	7	47,743	10	10	5.9
NG Ivan F Smith Clanton	Army Guard	Clanton	4	27,302	4	27,302	6	6	5.8
NG Jackson M Balch Huntsville	Army Guard	Huntsville	6	55,422	6	55,422	8	8	10.5
NG Jasper Readiness Center	Army Guard	Jasper	7	27,797	7	27,797	15	15	5.6
NG JFHQ - SMD	Army Guard	Montgomery	29	531,234	29	531,234	65	65	94.4
NG John H Forney Jacksonville	Army Guard	Jacksonville	3	30,692	3	30,692	10	10	6.5
NG Julis W Hicks Enterprise	Army Guard	Enterprise	8	43,965	8	43,965	14	14	7.9
NG Lauris D Graves Talladega	Army Guard	Talladega	6	24,614	6	24,614	20	20	5.5
NG MD Haleyville	Army Guard	Haleyville	2	86,477	2	86,477	41	41	15.5
NG Northport	Army Guard	Northport	10	43,462	10	43,462	11	11	9.4
NG Oneonta	Army Guard	Oneonta	5	54,104	5	54,104	10	10	10.5
NG Opelika	Army Guard	Opelika	6	33,057	6	33,057	10	10	6.5
NG R Dewey Piper Tallassee	Army Guard	Tallassee	4	38,375	4	38,375	10	10	7.5
NG R W Shepherd Hope Hull	Army Guard	Hope Hull	9	118,982	9	118,982	62	62	38.0
NG Ralph W Adams Troy	Army Guard	Troy	1	35,440	1	35,440	8	8	6.9

* All Locations that do not meet criteria of at least five (5) Acres AND at least \$5M PRV.

**State/Territories Army National Guard
Base Structure Report - As of 30 Sept 2014**

SITE	COMPONENT	NAME NEAREST CITY	BUILDINGS				STATE OWNED ACRES	TOTAL ACRES	PRV (\$M)
			STATE OWNED		TOTAL				
			COUNT	SQFT	COUNT	SQFT			
NG Selma Readiness Center/FMS 18	Army Guard	Selma	6	53,900	6	53,900	9	9	10.9
NG Springville	Army Guard	Springville	4	28,617	4	28,617	6	6	5.3
NG Taylor Hardin Montgomery	Army Guard	Montgomery	3	47,040	3	47,040	11	11	8.1
NG Tom Beville Fayette	Army Guard	Fayette	2	35,345	2	35,345	20	20	6.4
NG Vincent	Army Guard	Vincent	5	31,744	5	31,744	7	7	6.1
NG Wilburn B Fowler Arab	Army Guard	Arab	6	27,546	6	27,546	10	10	5.6
NG William N Griffin Goodwater	Army Guard	Goodwater	6	34,322	6	34,322	10	10	5.4
* OTHER SITE(S) : 53			115	813,449	119	821,079	394	394	156.8
Alabama Total:			376	3,804,049	387	3,860,321	1,205	1,285	762.3
Alaska									
Anchorage International Airport	Army Guard	Anchorage	1	19,234	1	19,234	10	10	10.7
NG Alcantra Armory Complex	Army Guard	Palmer	6	27,391	6	27,391	360	360	13.4
NG Bethel AAOF	Army Guard	Bethel	2	42,396	2	42,396	11	11	97.3
NG Bethel Arm OMS	Army Guard	Bethel	5	864	5	864	21,252	21,252	18.5
NG Fairbanks Arm OMS	Army Guard	Fairbanks	2	33,209	2	33,209	5	5	16.8
NG Juneau Armory and FMS	Army Guard	Juneau	3	63,118	3	63,118	10	10	43.7
NG Kenai Armory	Army Guard	Kenai	1	13,210	1	13,210	5	5	7.6
NG Kodiak Armory	Army Guard	Kodiak	2	9,626	2	9,626	64	64	6.1
NG Sitka Armory	Army Guard	Sitka	1	15,305	1	15,305	5	5	9.6
* OTHER SITE(S) : 24			33	146,624	35	147,824	24,205	24,217	156.6
Alaska Total:			56	370,977	58	372,177	45,927	45,939	380.3
Arizona									
NG Bellemont Armory	Army Guard	Bellemont	4	29,000	4	29,000	15	15	8.3
NG Mesa Armory	Army Guard	Mesa	10	41,742	10	41,742	5	5	8.9
NG Papago Park Military Reservation CSMS	Army Guard	Phoenix	3	96,439	3	96,439	32	32	29.9
NG Picacho Aviation TS	Army Guard	Picacho	2	6,158	2	6,158	320	320	13.1
NG Project Challenge	Army Guard	Queen Creek	8	43,003	8	43,003	5	5	9.4
NG Showlow Armory	Army Guard	Show Low	3	20,863	3	20,863	0	10	5.7
NG Silver Bell Army Heliport	Army Guard	Marana	28	531,066	28	531,066	178	743	175.2
NG Silverlake Armory	Army Guard	Tucson	6	44,074	6	44,074	6	6	11.2
NG Valencia Readiness Center	Army Guard	Tucson	4	47,063	4	47,063	20	20	13.5
NG Yuma Readiness Center	Army Guard	Yuma	1	24,830	1	24,830	0	5	7.1
* OTHER SITE(S) : 15			36	213,258	39	214,399	62	62	52.0

* All Locations that do not meet criteria of at least five (5) Acres AND at least \$5M PRV.

**State/Territories Army National Guard
Base Structure Report - As of 30 Sept 2014**

SITE	COMPONENT	NAME NEAREST CITY	BUILDINGS				STATE OWNED ACRES	TOTAL ACRES	PRV (\$M)
			STATE OWNED		TOTAL				
			COUNT	SQFT	COUNT	SQFT			
Arizona Total:			105	1,097,496	108	1,098,637	644	1,225	334.3
Arkansas									
Camp Joseph T Robinson	Army Guard	North Little Rock	291	2,234,024	291	2,234,024	32,868	32,868	594.5
NG Benton	Army Guard	Benton	1	34,000	1	34,000	11	11	7.0
NG Cabot Readiness Center	Army Guard	Cabot	1	35,545	1	35,545	10	10	7.3
NG Camden	Army Guard	Camden	3	33,543	3	33,543	5	5	6.5
NG Fayetteville	Army Guard	Fayetteville	3	31,441	3	31,441	10	10	6.6
NG Little Rock	Army Guard	Little Rock	2	47,806	2	47,806	5	5	9.3
NG Magnolia	Army Guard	Magnolia	3	28,334	3	28,334	5	5	5.5
NG Malvern	Army Guard	Malvern	6	29,485	6	29,485	8	8	6.5
NG North Little Rock	Army Guard	North Little Rock	1	41,825	2	43,025	5	5	8.4
NG Russellville	Army Guard	Russellville	4	38,026	4	38,026	13	13	7.5
NG Searcy	Army Guard	Searcy	5	34,848	5	34,848	16	16	8.3
NG Stuttgart	Army Guard	Stuttgart	4	25,552	4	25,552	15	15	5.3
NG Warren Readiness Center and OMS 5	Army Guard	Warren	5	44,181	5	44,181	27	27	9.5
NW Arkansas AFRC	Army Guard	Bentonville	3	109,256	3	109,256	10	10	21.4
* OTHER SITE(S) : 49			99	635,622	107	652,746	181	186	129.1
Arkansas Total:			431	3,403,488	440	3,421,812	33,189	33,194	832.7
California									
ITC Camp San Luis Obispo	Army Guard	San Luis Obispo	287	1,130,981	287	1,130,981	5,461	5,461	339.2
NG Azusa Sierra Madre	Army Guard	Azusa	3	89,489	3	89,489	18	18	25.3
NG Bakersfield (Gateway)	Army Guard	Bakersfield	2	50,563	2	50,563	21	21	15.0
NG Barstow	Army Guard	Barstow	3	19,998	3	19,998	5	5	5.7
NG Benicia	Army Guard	Benicia	3	18,369	3	18,369	5	5	5.6
NG Fairfield	Army Guard	Fairfield	1	39,063	1	39,063	5	5	11.7
NG Fresno AVCRAD Dakota	Army Guard	Fresno	8	202,227	8	202,227	48	48	71.3
NG Lakeport	Army Guard	Lakeport	1	23,654	1	23,654	7	7	6.9
NG Lancaster	Army Guard	Lancaster	1	56,640	1	56,640	28	28	15.0
NG Long Beach (Redondo)	Army Guard	Long Beach	6	82,498	6	82,498	20	20	24.4
NG Long Beach CSMS Stearns	Army Guard	Long Beach	7	57,182	7	57,182	5	5	21.0
NG Roseville	Army Guard	Roseville	3	40,758	3	40,758	5	5	12.3
NG Sacramento JFHQ	Army Guard	Sacramento	0	0	1	110,500	8	8	30.4
NG Sacramento Meadowview	Army Guard	Sacramento	3	40,579	3	40,579	9	9	13.8
NG San Diego	Army Guard	San Diego	7	84,918	7	84,918	18	18	23.9

* All Locations that do not meet criteria of at least five (5) Acres AND at least \$5M PRV.

**State/Territories Army National Guard
Base Structure Report - As of 30 Sept 2014**

SITE	COMPONENT	NAME NEAREST CITY	BUILDINGS				STATE OWNED ACRES	TOTAL ACRES	PRV (\$M)
			STATE OWNED		TOTAL				
			COUNT	SQFT	COUNT	SQFT			
NG San Francisco	Army Guard	San Francisco	4	61,632	4	61,632	8	8	15.8
NG San Jose Hedding	Army Guard	San Jose	7	44,365	7	44,365	6	6	14.1
NG Stockton AASF	Army Guard	Stockton	2	57,631	2	57,631	15	15	34.5
NG Stockton Armory	Army Guard	Stockton	2	50,340	2	50,340	10	10	13.1
NG Stockton FMS/CSMS	Army Guard	Stockton	7	47,883	7	47,883	28	28	19.5
NG Ventura	Army Guard	Ventura	2	23,847	2	23,847	5	5	6.2
* OTHER SITE(S) : 95			189	1,394,836	199	1,447,542	373	2,299	402.8
California Total:			548	3,617,453	559	3,780,659	6,108	8,034	1,127.4
Colorado									
Alamosa	Army Guard	Alamosa	1	27,153	1	27,153	21	21	5.8
Fort Lupton	Army Guard	Fort Lupton	5	36,320	5	36,320	25	25	16.6
NG Aurora	Army Guard	Aurora	2	47,115	2	47,115	0	6	10.9
NG Boulder	Army Guard	Boulder	4	22,752	4	22,752	9	9	5.4
NG Centennial	Army Guard	Centennial	9	93,320	9	93,320	8	8	22.7
NG Denver 1	Army Guard	Denver	4	75,680	4	75,680	0	10	18.0
NG Golden	Army Guard	Golden	6	57,182	6	57,182	5	5	7.6
NG Grand Junction-DHS	Army Guard	Grand Junction	2	54,629	2	54,629	0	18	15.7
NG Gypsum (HAATS)	Army Guard	Gypsum	2	109,893	3	111,333	0	27	29.5
NG Montrose	Army Guard	Montrose	1	25,010	1	25,010	26	26	5.8
Windsor	Army Guard	Windsor	1	30,706	1	30,706	17	17	8.1
* OTHER SITE(S) : 23			21	200,304	32	260,568	42	44	59.2
Colorado Total:			58	780,064	70	841,768	153	216	205.5
Connecticut									
NG AVCRAD Groton	Army Guard	Groton	15	185,268	15	185,268	24	24	54.7
NG Camp Hartell	Army Guard	Windsor Locks	29	88,274	29	88,274	59	59	43.5
NG Camp Rell	Army Guard	Niantic	42	301,586	42	301,586	82	82	91.3
NG East Haven Rifle Range	Army Guard	East Haven	8	4,171	8	4,171	121	121	6.1
NG Enfield Armory	Army Guard	Enfield	1	17,966	1	17,966	9	9	5.1
NG Hartford Armory OMS 8A	Army Guard	Hartford	4	208,878	4	208,878	6	6	58.4
NG New Britain Armory	Army Guard	New Britain	1	24,345	1	24,345	8	8	6.6
NG New London Armory	Army Guard	New London	1	38,175	1	38,175	8	8	10.5
NG Norwich Armory OMS 10	Army Guard	Norwich	4	41,650	4	41,650	11	11	11.2
NG Southington Armory OMS 2	Army Guard	Southington	5	42,245	5	42,245	10	10	11.5

* All Locations that do not meet criteria of at least five (5) Acres AND at least \$5M PRV.

**State/Territories Army National Guard
Base Structure Report - As of 30 Sept 2014**

SITE	COMPONENT	NAME NEAREST CITY	BUILDINGS				STATE OWNED ACRES	TOTAL ACRES	PRV (\$M)
			STATE OWNED		TOTAL				
			COUNT	SQFT	COUNT	SQFT			
NG Stratford Armory OMS 9	Army Guard	Stratford	2	41,704	2	41,704	10	10	11.8
Stones Ranch Military Reservation	Army Guard	East Lyme	25	124,111	25	124,111	1,862	1,862	58.2
* OTHER SITE(S) : 7			11	136,676	12	138,576	94	94	38.3
Connecticut Total:			148	1,255,049	149	1,256,949	2,304	2,304	407.1
Delaware									
AFRC New Castle	Army Guard	New Castle	2	106,303	2	106,303	10	10	26.9
NG 1401 Armory	Army Guard	Wilmington	2	48,253	2	48,253	7	7	11.7
NG Bethany Beach TS	Army Guard	Bethany Beach	72	105,352	72	105,352	105	105	30.2
NG Dagsboro	Army Guard	Dagsboro	6	44,103	6	44,103	9	9	11.1
NG Duncan Armory AASF	Army Guard	New Castle	6	149,847	6	149,847	13	13	66.2
NG Gov Bacon Health Ctr	Army Guard	Delaware City	2	26,158	2	26,158	6	6	6.3
NG Smyrna Readiness Center	Army Guard	Smyrna	2	54,389	2	54,389	14	14	13.8
NG Wilmington	Army Guard	Wilmington	2	79,404	2	79,404	15	15	19.1
* OTHER SITE(S) : 8			16	97,910	19	101,310	28	28	24.8
Delaware Total:			110	711,719	113	715,119	207	207	210.2
District of Columbia									
NG D.C. Armory	Army Guard	Washington, DC	5	588,744	5	588,744	10	10	143.3
District of Columbia Total:			5	588,744	5	588,744	10	10	143.3
Florida									
MTC Camp Blanding	Army Guard	Starke	586	1,973,459	586	1,973,459	78,482	78,482	849.4
NG Bonifay Readiness Center	Army Guard	Bonifay	12	24,097	12	24,097	7	7	5.9
NG Bradenton Readiness Center	Army Guard	Bradenton	8	50,623	8	50,623	7	7	9.3
NG Brooksville RC, AASF 2, C23	Army Guard	Spring Hill	9	108,526	9	108,526	19	19	27.2
NG Crystal River Readiness Center	Army Guard	Crystal River	7	32,296	7	32,296	18	18	8.5
NG Fort Lauderdale Readiness Center	Army Guard	Fort Lauderdale	6	27,944	6	27,944	6	6	7.7
NG Fort Pierce Readiness Center	Army Guard	Ft Pierce	3	31,934	3	31,934	5	5	6.6
NG Haines City Readiness Center	Army Guard	Haines City	8	35,444	8	35,444	8	8	8.7
NG Jacksonville, Cecil Field AASF 1	Army Guard	Jacksonville	14	224,859	14	224,859	7	7	69.7
NG Jacksonville, Snyder RC	Army Guard	Jacksonville	6	39,904	7	43,627	25	25	10.6
NG Lake City Readiness Center	Army Guard	Lake City	6	22,487	6	22,487	7	7	5.6
NG Lake Wales Readiness Center	Army Guard	Lake Wales	4	23,634	4	23,634	7	7	5.5
NG Lakeland Readiness Center	Army Guard	Lakeland	4	28,400	4	28,400	10	10	6.5
NG Miami Readiness Center	Army Guard	Miami-Dade	7	39,631	7	39,631	6	6	10.2

* All Locations that do not meet criteria of at least five (5) Acres AND at least \$5M PRV.

**State/Territories Army National Guard
Base Structure Report - As of 30 Sept 2014**

SITE	COMPONENT	NAME NEAREST CITY	BUILDINGS				STATE OWNED ACRES	TOTAL ACRES	PRV (\$M)
			STATE OWNED		TOTAL				
			COUNT	SQFT	COUNT	SQFT			
NG Ocala Readiness Center	Army Guard	Ocala	4	23,259	4	23,259	10	10	5.5
NG Orlando Readiness Center	Army Guard	Orlando	5	33,142	5	33,142	5	5	7.6
NG Palmetto Readiness Center	Army Guard	Palmetto	4	33,174	4	33,174	5	5	6.6
NG Panama City Readiness Center	Army Guard	Panama City	3	30,619	3	30,619	5	5	6.2
NG Pensacola (Ellyson Field)	Army Guard	Pensacola	7	47,550	7	47,550	0	11	10.8
NG Plant City Readiness Center	Army Guard	Plant City	7	29,117	7	29,117	13	13	7.9
NG Quincy Readiness Center	Army Guard	Quincy	3	29,684	3	29,684	15	15	6.8
NG St Augustine, Ensslin Readiness Center	Army Guard	St. Augustine	4	90,166	4	90,166	18	18	19.4
NG St Augustine, St Francis Barracks	Army Guard	St. Augustine	20	82,807	20	82,807	7	7	15.4
NG St Petersburg Readiness Center	Army Guard	St. Petersburg	8	34,375	8	34,375	6	6	8.5
NG Starke Readiness Center	Army Guard	Starke	3	28,179	3	28,179	12	12	6.6
NG Tallahassee Readiness Center	Army Guard	Tallahassee	7	40,916	7	40,916	19	19	10.1
NG Tampa Readiness Center	Army Guard	Tampa	6	88,699	6	88,699	10	10	24.5
NG Wauchula Readiness Center	Army Guard	Wauchula	2	27,395	2	27,395	9	9	5.8
NG West Palm Beach, Calloway, FMS 15	Army Guard	West Palm Beach	5	66,120	5	66,120	19	19	15.7
* OTHER SITE(S) : 36			71	402,711	81	464,329	8,903	8,911	105.6
Florida Total:			839	3,751,151	850	3,816,492	87,668	87,687	1,294.3

Georgia

Cumming	Army Guard	Cumming	3	107,007	3	107,007	14	14	23.0
NG Atlanta - Confederate Ave	Army Guard	Atlanta	15	228,650	15	228,650	74	74	48.1
NG Augusta	Army Guard	Augusta	6	51,252	6	51,252	12	12	10.2
NG Barnesville	Army Guard	Barnesville	1	77,158	1	77,158	26	26	14.0
NG Brunswick	Army Guard	Brunswick	6	32,008	6	32,008	7	7	7.2
NG Calhoun	Army Guard	Calhoun	9	25,083	9	25,083	6	6	5.5
NG Columbus	Army Guard	Columbus	6	43,940	6	43,940	7	7	9.4
NG Decatur	Army Guard	Decatur	4	26,703	4	26,703	6	6	5.4
NG Dublin	Army Guard	Dublin	5	29,331	5	29,331	10	10	6.5
NG Henry D Russell Armory	Army Guard	Macon	5	29,744	5	29,744	6	6	5.7
NG Hinesville	Army Guard	Hinesville	4	21,537	4	21,537	7	7	5.0
NG Kennesaw	Army Guard	Kennesaw	6	41,185	6	41,185	14	14	8.4
NG Macon RTI	Army Guard	Macon	16	54,879	16	54,879	30	30	10.6
NG Metter	Army Guard	Metter	4	27,647	4	27,647	12	12	5.6
NG Oglethorpe Armory	Army Guard	Ellenwood	2	88,981	2	88,981	32	32	18.3
NG Savannah	Army Guard	Savannah	8	78,627	8	78,627	27	27	15.4

* All Locations that do not meet criteria of at least five (5) Acres AND at least \$5M PRV.

**State/Territories Army National Guard
Base Structure Report - As of 30 Sept 2014**

SITE	COMPONENT	NAME NEAREST CITY	BUILDINGS				STATE OWNED ACRES	TOTAL ACRES	PRV (\$M)
			STATE OWNED		TOTAL				
			COUNT	SQFT	COUNT	SQFT			
NG Washington	Army Guard	Washington	8	26,124	8	26,124	5	5	5.9
NG Winder Brw Arpt	Army Guard	Winder	8	56,091	8	56,091	33	34	11.4
NG Winder-Downtown	Army Guard	Winder	5	38,605	5	38,605	7	7	7.1
* OTHER SITE(S) : 53			142	662,084	152	677,559	496	496	132.4
Georgia Total:			263	1,746,636	273	1,762,111	829	830	355.1
Hawaii									
NG Fort Ruger	Army Guard	Honolulu	37	226,004	37	226,004	325	325	105.7
NG Hilo AASF 2	Army Guard	Hilo	5	42,568	5	42,568	20	20	30.9
NG Pu'Unene	Army Guard	Kihei	3	30,964	3	30,964	30	30	19.5
NG TS Keaukaha Mil Res	Army Guard	Hilo	35	290,811	35	290,811	509	509	143.4
NG TS Kekaha WETS LTA	Army Guard	Kekaha	2	538	2	538	68	68	6.5
NG TS Ukumehame Range	Army Guard	Lahaina	1	468	1	468	39	39	6.2
* OTHER SITE(S) : 7			25	211,961	25	211,961	26	26	80.6
Hawaii Total:			108	803,314	108	803,314	1,017	1,017	392.9
Idaho									
NG GF Bennett Building (600)	Army Guard	Boise	1	47,916	1	47,916	0	6	10.5
NG Lewiston Armory FMS 1	Army Guard	Lewiston	4	23,772	4	23,772	8	8	6.3
NG Orchard Mates Boise	Army Guard	Boise	20	207,185	20	207,185	98	178	82.9
NG Pocatello Armory FMS 5	Army Guard	Pocatello	6	38,241	6	38,241	11	11	10.0
NG Post Falls Armory FMS S1	Army Guard	Post Falls	4	46,190	4	46,190	8	8	11.9
Orchard Range TS Boise	Army Guard	Boise	72	75,502	96	94,070	0	143,000	187.2
* OTHER SITE(S) : 39			68	358,304	74	363,998	43,307	75,608	79.6
Idaho Total:			175	797,110	205	821,372	43,432	218,819	388.5
Illinois									
Marseilles (MTA Training Area)	Army Guard	Marseilles	35	206,694	35	206,694	2,814	2,814	87.4
NG Bartonville (Peoria JMD)	Army Guard	Peoria	3	111,543	3	111,543	27	27	30.2
NG Beardstown Armory	Army Guard	Beardstown	2	22,337	2	22,337	9	9	5.4
NG Bloomington Armory FMS 16	Army Guard	Bloomington	3	54,493	3	54,493	11	11	14.2
NG Chicago (Calumet Ave Armory)	Army Guard	Chicago	1	145,152	1	145,152	5	5	32.8
NG Chicago, Jones Armory FMS 14	Army Guard	Chicago	1	294,720	1	294,720	6	6	68.8
NG Crestwood Armory FMS 02	Army Guard	Robbins	1	115,590	1	115,590	18	18	35.3
NG Danville Armory	Army Guard	Danville	1	24,500	1	24,500	10	10	6.9

* All Locations that do not meet criteria of at least five (5) Acres AND at least \$5M PRV.

**State/Territories Army National Guard
Base Structure Report - As of 30 Sept 2014**

SITE	COMPONENT	NAME NEAREST CITY	BUILDINGS				STATE OWNED ACRES	TOTAL ACRES	PRV (\$M)
			STATE OWNED		TOTAL				
			COUNT	SQFT	COUNT	SQFT			
NG Decatur AASF 1	Army Guard	Decatur	6	56,731	6	56,731	10	10	23.6
NG Decatur Armory FMS 04	Army Guard	Decatur	3	49,757	3	49,757	12	12	15.5
NG East St Louis Armory FMS 15	Army Guard	Centreville	5	63,976	5	63,976	8	8	16.7
NG Galva Armory	Army Guard	Galva	1	32,864	1	32,864	6	6	9.1
NG Joliet Armory FMS 12	Army Guard	Joliet	3	51,418	3	51,418	5	5	15.0
NG Kankakee (Cpt Stefanich JMD)	Army Guard	Kankakee	2	41,188	2	41,188	11	11	11.5
NG Machesney Park Armory FMS 13	Army Guard	Machesney Park	3	53,386	3	53,386	12	12	15.6
NG Macomb Armory FMS 19A	Army Guard	Macomb	3	56,077	3	56,077	7	7	15.1
NG Marion Armory FMS 18	Army Guard	Marion	3	46,431	3	46,431	11	11	13.6
NG Mattoon Armory FMS 5	Army Guard	Mattoon	3	46,947	3	46,947	7	7	15.1
NG Mt Vernon Armed Forces Reserve Center	Army Guard	Mt Vernon	2	85,387	2	85,387	23	23	25.5
NG North Riverside Armory	Army Guard	Riverside	3	88,163	3	88,163	10	10	24.5
NG Pontiac Armory	Army Guard	Pontiac	1	32,825	1	32,825	5	5	8.6
NG Quad Cities Armory FMS 19	Army Guard	Milan	4	70,967	4	70,967	25	25	17.2
NG Quincy (Gen Grimmer) FMS 20	Army Guard	Quincy	5	35,426	5	35,426	6	6	11.3
NG Shiloh Readiness Center	Army Guard	O Fallon	2	35,448	2	35,448	15	15	10.9
NG Sparta Armory	Army Guard	Sparta	8	55,558	8	55,558	2,653	2,653	20.6
NG Springfield (TS Camp Lincoln)	Army Guard	Springfield	39	510,358	39	510,358	160	160	143.8
NG Urbana Armory FMS 17	Army Guard	Urbana	7	122,889	7	122,889	22	22	30.7
NG West Frankfort Armory	Army Guard	West Frankfort	1	23,148	1	23,148	5	5	5.7
NG Woodstock Armory	Army Guard	Woodstock	3	24,208	3	24,208	13	13	6.7
* OTHER SITE(S) : 23			39	1,106,928	39	1,106,928	65	66	303.1
Illinois Total:			193	3,665,109	193	3,665,109	5,992	5,993	1,040.4
Indiana									
Johnson County Armory	Army Guard	Franklin	2	163,171	2	163,171	40	40	36.4
Knightstown	Army Guard	Knightstown	8	253,015	8	253,015	387	387	48.8
NG Bedford	Army Guard	Bedford	4	30,101	4	30,101	5	5	8.4
NG Elkhart	Army Guard	Elkhart	10	44,186	10	44,186	8	8	10.6
NG Evansville (1998)	Army Guard	Evansville	3	83,799	3	83,799	20	20	18.5
NG Fort Wayne	Army Guard	Fort Wayne	4	56,833	4	56,833	21	21	12.5
NG Gary	Army Guard	Gary	6	62,460	6	62,460	15	15	13.9
NG Indianapolis 38 ID	Army Guard	Indianapolis	3	96,640	3	96,640	68	68	22.4
NG Indianapolis CSMS 1	Army Guard	Indianapolis	6	115,305	6	115,305	12	12	32.0
NG Jasper	Army Guard	Jasper	4	31,208	4	31,208	6	6	7.2

* All Locations that do not meet criteria of at least five (5) Acres AND at least \$5M PRV.

**State/Territories Army National Guard
Base Structure Report - As of 30 Sept 2014**

SITE	COMPONENT	NAME NEAREST CITY	BUILDINGS				STATE OWNED ACRES	TOTAL ACRES	PRV (\$M)
			STATE OWNED		TOTAL				
			COUNT	SQFT	COUNT	SQFT			
NG La Porte	Army Guard	La Porte	4	28,673	4	28,673	9	9	5.1
NG Lafayette	Army Guard	Lafayette	2	144,885	3	146,485	16	16	33.1
NG Logansport	Army Guard	Logansport	5	22,634	5	22,634	8	8	5.3
NG Muncie	Army Guard	Muncie	3	31,888	4	35,088	16	16	7.9
NG New Albany	Army Guard	New Albany	3	29,737	3	29,737	9	9	6.8
NG Richmond	Army Guard	Richmond	3	22,620	3	22,620	8	8	5.5
NG Shelbyville	Army Guard	Shelbyville	4	83,709	4	83,709	58	58	24.6
NG South Bend	Army Guard	South Bend	3	67,147	3	67,147	16	16	15.3
NG Stout Field Indianapolis	Army Guard	Indianapolis	23	456,446	23	456,446	18	18	81.6
NG Terre Haute	Army Guard	Terre Haute	2	30,996	2	30,996	6	6	6.4
* OTHER SITE(S) : 51			83	912,477	88	958,370	336	336	228.5
Indiana Total:			185	2,767,930	192	2,818,623	1,080	1,080	630.8
<u>Iowa</u>									
Muscatine MD	Army Guard	Muscatine	1	37,392	1	37,392	0	20	15.5
NG Algona	Army Guard	Algona	4	29,237	4	29,237	12	12	6.3
NG Boone	Army Guard	Boone	9	151,189	9	151,189	22	28	71.0
NG Cedar Rapids Armory	Army Guard	Cedar Rapids	3	174,280	3	174,280	0	22	59.3
NG Centerville	Army Guard	Centerville	4	33,208	4	33,208	8	8	5.9
NG Clinton	Army Guard	Clinton	6	37,852	6	37,852	5	5	8.8
NG Corning	Army Guard	Corning	3	21,942	3	21,942	9	9	5.1
NG Council Bluffs	Army Guard	Council Bluffs	6	62,934	6	62,934	41	41	13.1
NG Davenport AASF	Army Guard	Davenport	11	102,509	11	102,509	13	17	24.9
NG Davenport OMS	Army Guard	Davenport	5	23,438	5	23,438	12	12	5.2
NG Dubuque	Army Guard	Dubuque	5	69,649	5	69,649	22	22	14.7
NG Fairfield Armory	Army Guard	Fairfield	3	50,689	3	50,689	5	5	9.6
NG Fairfield OMS	Army Guard	Fairfield	1	17,981	1	17,981	5	5	5.7
NG Fort Dodge	Army Guard	Fort Dodge	4	67,610	4	67,610	7	8	15.4
NG Iowa City Melrose	Army Guard	Iowa City	1	94,709	1	94,709	25	25	20.5
NG Knoxville	Army Guard	Knoxville	3	27,073	3	27,073	6	6	6.4
NG Le Mars	Army Guard	Le Mars	4	28,170	4	28,170	6	6	5.9
NG Mason City	Army Guard	Mason City	6	56,910	6	56,910	13	13	10.4
NG Mount Pleasant	Army Guard	Mt Pleasant	4	36,654	4	36,654	6	6	6.6
NG Oskaloosa	Army Guard	Oskaloosa	3	36,026	3	36,026	11	11	6.6
NG Ottumwa	Army Guard	Ottumwa	4	36,740	4	36,740	5	5	5.7

* All Locations that do not meet criteria of at least five (5) Acres AND at least \$5M PRV.

**State/Territories Army National Guard
Base Structure Report - As of 30 Sept 2014**

SITE	COMPONENT	NAME NEAREST CITY	BUILDINGS				STATE OWNED ACRES	TOTAL ACRES	PRV (\$M)
			STATE OWNED		TOTAL				
			COUNT	SQFT	COUNT	SQFT			
NG Red Oak	Army Guard	Red Oak	5	34,548	5	34,548	5	5	5.8
NG Sheldon	Army Guard	Sheldon	5	35,575	5	35,575	6	6	6.1
NG Sioux City	Army Guard	Sioux City	6	61,751	6	61,751	11	11	12.3
NG Spencer	Army Guard	Spencer	3	24,560	3	24,560	5	5	5.3
NG Storm Lake	Army Guard	Storm Lake	6	30,411	6	30,411	6	6	6.9
NG Waterloo Airport	Army Guard	Waterloo	7	62,156	7	62,156	5	7	13.8
NG Waterloo Big Rock	Army Guard	Waterloo	5	108,520	5	108,520	0	33	28.5
* OTHER SITE(S) : 18			39	351,206	42	355,146	99	99	70.6
Iowa Total:			166	1,904,919	169	1,908,859	369	459	472.1
<u>Kansas</u>									
JFHQ Kansas	Army Guard	Topeka	30	292,210	30	292,210	79	79	58.6
NG Kansas City Armory	Army Guard	Kansas City	5	97,114	5	97,114	5	20	21.0
NG Lenexa Armory	Army Guard	Lenexa	4	38,238	4	38,238	9	9	7.9
NG Manhattan Readiness Center	Army Guard	Manhattan	3	78,439	3	78,439	10	10	17.1
NG Olathe Armory	Army Guard	Olathe	1	32,542	1	32,542	5	5	7.5
NG Pittsburg Readiness Center	Army Guard	Pittsburg	2	85,218	2	85,218	10	10	17.3
NG Salina KS Training Center	Army Guard	Salina	18	371,586	18	371,586	48	84	83.8
NG Wichita South Armory	Army Guard	Wichita	5	32,542	5	32,542	6	6	6.5
Wichita North	Army Guard	Wichita	3	183,207	3	183,207	0	45	42.3
* OTHER SITE(S) : 36			63	595,271	69	598,950	85	104	127.6
Kansas Total:			134	1,806,367	140	1,810,046	258	373	389.7
<u>Kentucky</u>									
Burlington Readiness Center	Army Guard	Burlington	2	82,665	2	82,665	34	34	21.1
MD Paducah (New)	Army Guard	West Paducah	4	76,663	4	76,663	0	21	19.3
NG Bowling Green Reserve Center	Army Guard	Bowling Green	3	34,795	3	34,795	7	7	6.7
NG Buechel Armory	Army Guard	Louisville	6	35,510	6	35,510	10	10	7.0
NG Frankfort Boone NG Center	Army Guard	Frankfort	45	366,937	46	367,924	380	380	89.6
NG Glasgow Armory	Army Guard	Glasgow	3	25,986	3	25,986	9	9	5.2
NG Lexington Armory	Army Guard	Lexington	7	43,284	7	43,284	0	18	9.3
NG London JSO	Army Guard	London	2	65,888	2	65,888	18	18	24.6
NG Louisville Armory	Army Guard	Louisville	8	59,458	8	59,458	10	10	11.9
NG Morehead Readiness Center	Army Guard	Morehead	2	33,659	2	33,659	10	10	7.5
NG Richmond Armory	Army Guard	Richmond	4	31,349	4	31,349	5	5	6.5

* All Locations that do not meet criteria of at least five (5) Acres AND at least \$5M PRV.

**State/Territories Army National Guard
Base Structure Report - As of 30 Sept 2014**

SITE	COMPONENT	NAME NEAREST CITY	BUILDINGS				STATE OWNED ACRES	TOTAL ACRES	PRV (\$M)
			STATE OWNED		TOTAL				
			COUNT	SQFT	COUNT	SQFT			
Owensboro Readiness Center	Army Guard	Owensboro	2	60,151	2	60,151	0	21	15.3
W.H. Ford Regional Training Ctr	Army Guard	Greenville	73	549,972	73	549,972	11,261	11,261	150.8
* OTHER SITE(S) : 53			121	948,465	125	967,240	748	772	202.6
Kentucky Total:			282	2,414,782	287	2,434,544	12,492	12,575	577.2
Louisiana									
Baton Rouge LSU South Campus	Army Guard	Baton Rouge	4	169,179	4	169,179	51	51	56.2
Bogalusa RC - Hwy 10	Army Guard	Bogalusa	6	54,074	6	54,074	13	13	12.0
Camp Minden TS	Army Guard	Minden	576	2,464,057	576	2,464,057	15,253	15,253	518.5
NG Abbeville	Army Guard	Abbeville	10	28,172	10	28,172	0	6	6.4
NG Alexandria	Army Guard	Alexandria	4	45,871	4	45,871	5	5	8.9
NG Beauregard Training Range	Army Guard	Pineville	72	56,888	72	56,888	12,888	12,888	42.8
NG Bossier City	Army Guard	Bossier City	11	38,529	11	38,529	10	10	7.3
NG Breaux Bridge	Army Guard	Breaux Bridge	4	25,956	4	25,956	0	6	5.2
NG Camp Cook	Army Guard	Ball	29	116,534	29	116,534	38	38	23.7
NG Camp Villere	Army Guard	Slidell	64	246,505	64	246,505	1,707	1,707	73.4
NG Carville Gillis Long Center	Army Guard	Carville	113	827,469	113	827,469	379	379	169.4
NG Covington	Army Guard	Covington	4	37,079	4	37,079	0	6	8.6
NG Esler Field	Army Guard	Pineville	30	570,925	30	570,925	0	1,991	194.2
NG Hammond Airport	Army Guard	Hammond	14	317,403	14	317,403	0	173	137.9
NG Jackson Barracks	Army Guard	New Orleans	87	713,754	87	713,754	113	113	136.1
NG Jena Armory	Army Guard	Jena	7	30,379	7	30,379	13	13	7.6
NG Lafayette	Army Guard	Lafayette	12	62,878	12	62,878	0	6	13.6
NG Marrero	Army Guard	Marrero	2	48,208	2	48,208	0	8	9.2
NG Monroe	Army Guard	Monroe	6	44,076	6	44,076	0	10	9.6
NG Napoleonville	Army Guard	Napoleonville	3	25,322	3	25,322	0	5	5.4
NG Reserve	Army Guard	Reserve	3	37,232	3	37,232	0	5	9.9
NG Ruston	Army Guard	Ruston	6	105,094	6	105,094	16	16	20.9
NG Shreveport	Army Guard	Shreveport	10	61,011	10	61,011	6	6	11.1
SMR Camp Beauregard	Army Guard	Pineville	260	973,042	260	973,042	728	728	198.9
* OTHER SITE(S) : 41			123	637,270	127	641,768	146	247	128.3
Louisiana Total:			1,460	7,736,907	1,464	7,741,405	31,365	33,682	1,815.2
Maine									
NG Augusta Armory	Army Guard	Augusta	1	66,443	1	66,443	5	5	16.0

* All Locations that do not meet criteria of at least five (5) Acres AND at least \$5M PRV.

**State/Territories Army National Guard
Base Structure Report - As of 30 Sept 2014**

SITE	COMPONENT	NAME NEAREST CITY	BUILDINGS				STATE OWNED ACRES	TOTAL ACRES	PRV (\$M)
			STATE OWNED		TOTAL				
			COUNT	SQFT	COUNT	SQFT			
NG Belfast Armory	Army Guard	Belfast	4	25,055	4	25,055	27	27	6.9
NG Brewer Armory	Army Guard	Brewer	2	29,870	2	29,870	6	6	7.2
NG Camp Keyes TS	Army Guard	Augusta	40	276,084	40	276,084	38	38	58.5
NG Deepwoods TS	Army Guard	Old Town	0	0	0	0	0	358,800	5.5
NG Gardiner TS	Army Guard	Gardiner	5	3,347	5	3,347	115	115	5.4
NG Hollis Plains TS	Army Guard	Hollis Center	1	544	1	544	425	425	10.4
NG Houlton Armory	Army Guard	Houlton	3	21,588	3	21,588	5	5	5.2
NG Lewiston MD	Army Guard	Lewiston	8	36,922	8	36,922	6	6	9.3
NG Norway Armory	Army Guard	Norway	3	35,515	3	35,515	5	5	8.4
NG Portland Armory FMS	Army Guard	Portland	11	77,035	11	77,035	9	9	20.8
NG Skowhegan Armory	Army Guard	Skowhegan	3	29,380	3	29,380	7	7	7.3
NG Solman State Armory	Army Guard	Caribou	4	62,497	4	62,497	7	7	13.3
NG Waterville Armory	Army Guard	Waterville	6	43,677	6	43,677	5	5	10.3
NG WMD Readiness Center	Army Guard	Waterville	1	16,650	1	16,650	6	6	5.1
* OTHER SITE(S) : 12			27	102,727	32	112,072	316	343	32.0
Maine Total:			119	827,334	124	836,679	982	359,809	221.6

Maryland

NG BG (MD) Louis G. Smith	Army Guard	Easton	1	22,154	1	22,154	12	12	5.3
NG BG (MD) Randolph Millholland	Army Guard	Hagerstown	2	37,909	2	37,909	25	25	9.3
NG BG Thomas B Baker TS	Army Guard	Hancock	26	19,147	26	19,147	2,280	2,280	5.5
NG BG Thomas B. Baker	Army Guard	Ellicott City	3	24,428	3	24,428	6	6	5.5
NG Cong Steny Hoyer Armory	Army Guard	Cheltenham	3	35,471	3	35,471	14	14	9.9
NG Cpt Michael Cresap	Army Guard	Frederick	2	21,116	2	21,116	18	18	5.2
NG Cpt Thomas Price	Army Guard	Cumberland	1	24,652	1	24,652	9	9	6.2
NG CSM Blair Lee Crockett	Army Guard	Salisbury	4	44,862	4	44,862	11	11	11.7
NG CSM Jerome M. Grollman	Army Guard	Dundalk	5	56,488	5	56,488	14	14	15.7
NG CW4 Melvin Sherr	Army Guard	Parkville	2	39,279	2	39,279	16	16	8.8
NG Havre de Grace Military Reservation	Army Guard	Havre De Grace	41	242,579	41	242,579	76	76	51.5
NG LTC (MD) E. Leslie Medford	Army Guard	Annapolis	1	41,473	1	41,473	6	6	10.5
NG MG (Brevet) John R. Kenly	Army Guard	Greenbelt	2	24,920	2	24,920	8	8	6.5
NG MG George M. Gelston	Army Guard	Silver Spring	2	24,078	2	24,078	14	14	6.9
NG MG Harry C. Ruhl	Army Guard	Towson	1	71,699	1	71,699	7	7	17.6
NG MG William J. Witte Armory	Army Guard	Catonsville	1	29,127	1	29,127	8	8	7.3
NG MTA Camp Fretterd	Army Guard	Reisterstown	63	396,298	63	396,298	587	587	101.5

* All Locations that do not meet criteria of at least five (5) Acres AND at least \$5M PRV.

**State/Territories Army National Guard
Base Structure Report - As of 30 Sept 2014**

SITE	COMPONENT	NAME NEAREST CITY	BUILDINGS				STATE OWNED ACRES	TOTAL ACRES	PRV (\$M)
			STATE OWNED		TOTAL				
			COUNT	SQFT	COUNT	SQFT			
NG MTA Gunpowder Military Reserva	Army Guard	Glen Arm	20	46,531	20	46,531	253	253	18.7
NG Pikesville Mil Res	Army Guard	Pikesville	5	152,380	5	152,380	15	15	41.3
* OTHER SITE(S) : 8			8	459,535	8	459,535	62	62	97.4
Maryland Total:			193	1,814,126	193	1,814,126	3,441	3,441	442.0
Massachusetts									
NG Ayer/Devens	Army Guard	Ayer	9	176,437	9	176,437	64	64	64.4
NG Brockton	Army Guard	Brockton	2	35,222	2	35,222	15	15	10.9
NG Danvers	Army Guard	Danvers	1	22,204	1	22,204	6	6	6.7
NG Dorchester	Army Guard	Boston	2	40,353	2	40,353	7	7	13.2
NG Florence	Army Guard	Northampton	1	18,772	1	18,772	34	34	5.6
NG Framingham	Army Guard	Framingham	2	51,526	2	51,526	9	9	19.5
NG Methuen	Army Guard	Methuen	2	76,984	2	76,984	6	6	22.0
NG Milford, JFHQ MD, USPFO Whse	Army Guard	Milford	2	257,450	2	257,450	107	107	63.6
NG MTA Camp Curtis Guil	Army Guard	Reading	38	163,612	38	163,612	680	680	62.6
NG Natick, Speen St	Army Guard	Natick	1	55,575	1	55,575	26	26	8.9
NG Newburyport	Army Guard	Newburyport	2	18,425	2	18,425	8	8	6.4
NG Springfield	Army Guard	Springfield	2	43,920	2	43,920	6	6	12.8
NG Taunton	Army Guard	Taunton	1	32,614	1	32,614	15	15	9.4
NG Westfield	Army Guard	Westfield	2	50,512	2	50,512	7	7	18.4
* OTHER SITE(S) : 37			34	652,398	47	666,446	63	63	192.6
Massachusetts Total:			101	1,696,004	114	1,710,052	1,052	1,052	517.1
Michigan									
MTC-H Camp Grayling	Army Guard	Grayling	362	1,690,757	362	1,690,757	146,757	146,757	686.4
NG Albion	Army Guard	Albion	1	29,647	1	29,647	9	9	6.3
NG Alma	Army Guard	Alma	1	23,035	1	23,035	35	35	5.5
NG Baraga	Army Guard	Baraga	3	26,491	3	26,491	6	6	5.5
NG Bay City	Army Guard	Bay City	3	46,753	3	46,753	12	12	8.6
NG Big Rapids	Army Guard	Big Rapids	2	28,036	2	28,036	10	10	5.8
NG Calumet (New)	Army Guard	Calumet	2	38,475	2	38,475	12	12	7.9
NG Detroit Light Guard	Army Guard	Detroit	4	162,290	4	162,290	8	8	32.5
NG Detroit Olympia	Army Guard	Detroit	3	49,842	3	49,842	10	10	12.7
NG Gladstone	Army Guard	Gladstone	2	26,170	2	26,170	5	5	6.7
NG Grand Ledge AASF	Army Guard	Grand Ledge	11	302,868	11	302,868	61	61	87.4

* All Locations that do not meet criteria of at least five (5) Acres AND at least \$5M PRV.

**State/Territories Army National Guard
Base Structure Report - As of 30 Sept 2014**

SITE	COMPONENT	NAME NEAREST CITY	BUILDINGS				STATE OWNED ACRES	TOTAL ACRES	PRV (\$M)
			STATE OWNED		TOTAL				
			COUNT	SQFT	COUNT	SQFT			
NG Grand Ledge CMF	Army Guard	Grand Ledge	2	18,542	2	18,542	12	12	6.7
NG Grand Ledge Hangar	Army Guard	Grand Ledge	1	28,253	1	28,253	29	29	8.4
NG Howell	Army Guard	Howell	1	22,655	1	22,655	6	6	7.4
NG Iron River	Army Guard	Iron River	3	32,755	3	32,755	5	5	8.7
NG Ishpeming	Army Guard	Ishpeming	5	48,742	5	48,742	8	8	12.0
NG Jackson (New)	Army Guard	Jackson	1	44,490	1	44,490	30	30	12.9
NG Kalamazoo	Army Guard	Kalamazoo	4	39,743	4	39,743	43	43	12.1
NG Lansing CSMS	Army Guard	Lansing	7	51,210	7	51,210	18	18	16.3
NG Lansing Headquarters Complex	Army Guard	Lansing	14	535,395	14	535,395	59	59	143.6
NG Lansing USPFO	Army Guard	Lansing	6	78,679	6	78,679	6	6	12.0
NG Lapeer	Army Guard	Lapeer	2	20,715	2	20,715	6	6	5.6
NG Manistee	Army Guard	Manistee	1	26,036	1	26,036	5	5	6.4
NG Marquette	Army Guard	Marquette	2	29,248	2	29,248	6	6	7.6
NG Midland	Army Guard	Midland	5	35,548	5	35,548	12	12	11.3
NG Montague	Army Guard	Montague	3	26,940	3	26,940	10	10	9.7
NG Pontiac	Army Guard	Pontiac	2	28,339	2	28,339	10	10	7.4
NG Sault Ste Marie	Army Guard	Sault Ste Marie	5	58,184	5	58,184	9	9	11.0
NG Shiawassee	Army Guard	Corunna	1	36,076	1	36,076	13	13	10.6
NG Sturgis	Army Guard	Sturgis	3	23,411	3	23,411	6	6	5.9
NG Taylor	Army Guard	Taylor	6	66,432	6	66,432	17	17	17.7
NG Wyoming	Army Guard	Wyoming	5	108,648	5	108,648	10	10	21.1
Washtenaw	Army Guard	Ypsilanti	4	53,880	4	53,880	9	9	17.7
* OTHER SITE(S) : 25			38	350,767	48	401,367	59	59	101.0
Michigan Total:			515	4,189,052	525	4,239,652	147,313	147,313	1,338.4
Minnesota									
Camp Ripley	Army Guard	Little Falls	1,277	2,684,549	1,277	2,684,549	52,758	52,759	1,114.5
Faribault Armed Forces Reserve Center (MD)	Army Guard	Faribault	2	64,494	2	64,494	30	30	18.4
NG Albert Lea Armory	Army Guard	Albert Lea	1	28,942	1	28,942	8	8	7.2
NG Appleton OMS 7	Army Guard	Appleton	3	21,297	3	21,297	5	5	5.2
NG Austin Armory	Army Guard	Austin	3	23,044	3	23,044	5	5	6.0
NG Bemidji Armory	Army Guard	Bemidji	1	21,288	1	21,288	5	5	5.6
NG Bloomington Armory	Army Guard	Minneapolis	2	42,137	2	42,137	11	11	11.3
NG Brainerd Armory	Army Guard	Brainerd	1	39,112	1	39,112	9	9	10.2
NG Brooklyn Park Armory	Army Guard	Minneapolis	1	28,433	1	28,433	5	5	7.9

* All Locations that do not meet criteria of at least five (5) Acres AND at least \$5M PRV.

**State/Territories Army National Guard
Base Structure Report - As of 30 Sept 2014**

SITE	COMPONENT	NAME NEAREST CITY	BUILDINGS				STATE OWNED ACRES	TOTAL ACRES	PRV (\$M)
			STATE OWNED		TOTAL				
			COUNT	SQFT	COUNT	SQFT			
NG Cambridge MD	Army Guard	Cambridge	2	57,276	2	57,276	25	25	15.6
NG Cottage Grove Armory	Army Guard	Cottage Grove	1	54,673	1	54,673	7	7	14.1
NG Crookston Armory	Army Guard	Crookston	1	22,064	1	22,064	6	6	6.2
NG Detroit Lakes Armory OMS 5	Army Guard	Detroit Lakes	4	23,909	4	23,909	5	5	6.8
NG Duluth Armory	Army Guard	Duluth	1	43,789	1	43,789	207	207	11.7
NG E. St Paul Armory	Army Guard	St. Paul	1	19,935	1	19,935	5	5	5.4
NG Hastings Armory	Army Guard	Hastings	2	24,487	2	24,487	7	7	5.8
NG Holman Field AASF	Army Guard	St. Paul	2	109,059	2	109,059	8	8	34.3
NG Hutchinson Armory	Army Guard	Hutchinson	2	23,955	2	23,955	5	5	5.6
NG Inver Grove Hieghts Armory	Army Guard	Inver Grove Heights	1	42,477	1	42,477	5	5	11.4
NG Jackson Armory	Army Guard	Jackson	3	22,789	3	22,789	25	25	5.6
NG Luverne Armory	Army Guard	Luverne	1	20,898	1	20,898	55	55	5.3
NG Mankato Armory	Army Guard	Mankato	2	65,160	2	65,160	5	5	13.3
NG Minneapolis Armory	Army Guard	Minneapolis	1	37,013	1	37,013	6	6	10.0
NG Montevideo Armory	Army Guard	Montevideo	1	39,370	1	39,370	44	44	10.3
NG Moorhead Armory	Army Guard	Moorhead	2	55,928	2	55,928	7	7	11.9
NG Redwood Falls Armory	Army Guard	Redwood Falls	1	18,403	1	18,403	409	409	5.1
NG Rochester NGA and OMS 2	Army Guard	Rochester	4	40,248	4	40,248	408	408	11.4
NG Rosemount Armory	Army Guard	Rosemount	1	99,522	1	99,522	112	112	25.2
NG Rosemount Maint Facility	Army Guard	Rosemount	1	30,516	1	30,516	44	44	12.1
NG Roseville Armory	Army Guard	St. Paul	2	47,401	2	47,401	7	7	12.1
NG St Cloud AASF	Army Guard	St. Cloud	1	140,625	1	140,625	0	54	52.4
NG St Cloud Armory	Army Guard	St. Cloud	4	41,273	4	41,273	57	57	10.9
NG St Peter Armory	Army Guard	St. Peter	2	21,604	2	21,604	11	11	5.1
* OTHER SITE(S) : 50			54	773,101	63	811,697	636	13,770	208.6
Minnesota Total:			1,388	4,828,771	1,397	4,867,367	54,942	68,130	1,702.6

Mississippi

Monticello Readiness Center	Army Guard	Monticello	3	59,754	3	59,754	0	16	11.7
NG Batesville	Army Guard	Batesville	2	27,736	2	27,736	0	8	5.4
NG Brookhaven Readiness Center & FMS 3	Army Guard	Brookhaven	5	37,574	5	37,574	15	15	8.2
NG Canton	Army Guard	Canton	4	27,550	4	27,550	0	7	5.1
NG Columbia Readiness Center	Army Guard	Columbia	3	32,063	3	32,063	0	10	7.7
NG Crystal Springs	Army Guard	Crystal Springs	2	32,208	2	32,208	0	11	6.1
NG Decatur FMS 7	Army Guard	Decatur	2	38,698	2	38,698	11	11	10.2

* All Locations that do not meet criteria of at least five (5) Acres AND at least \$5M PRV.

**State/Territories Army National Guard
Base Structure Report - As of 30 Sept 2014**

SITE	COMPONENT	NAME NEAREST CITY	BUILDINGS				STATE OWNED ACRES	TOTAL ACRES	PRV (\$M)
			STATE OWNED		TOTAL				
			COUNT	SQFT	COUNT	SQFT			
NG Forest	Army Guard	Forest	2	28,188	2	28,188	10	10	5.3
NG Greenville	Army Guard	Greenville	2	34,616	2	34,616	0	20	6.8
NG Gulfport AVCRAD	Army Guard	Gulfport	10	181,658	10	181,658	23	90	49.0
NG Hawkins Field	Army Guard	Jackson	8	106,663	8	106,663	0	30	25.8
NG Jackson N.W. St.	Army Guard	Jackson	7	46,122	7	46,122	6	6	7.9
NG Jackson Raymond Road Armory and FMS 9	Army Guard	Jackson	8	81,712	8	81,712	0	15	14.7
NG Kiln Readiness Center	Army Guard	Kiln	3	27,359	3	27,359	0	6	6.9
NG Kosciusko	Army Guard	Kosciusko	3	25,109	3	25,109	0	15	5.1
NG Louisville Armory and FMS 2A	Army Guard	Louisville	4	29,476	4	29,476	0	10	6.2
NG Meridian	Army Guard	Meridian	8	66,614	8	66,614	0	34	21.9
NG Oxford	Army Guard	Oxford	2	70,453	2	70,453	13	13	16.3
NG Philadelphia	Army Guard	Philadelphia	5	34,959	5	34,959	0	8	6.1
NG Poplarville Readiness Center	Army Guard	Poplarville	2	32,975	2	32,975	0	7	6.9
NG Senatobia Armory and FMS 5	Army Guard	Senatobia	3	64,834	3	64,834	0	18	13.2
NG Southaven Wm	Army Guard	Southaven	1	150	2	27,150	0	11	5.2
NG Starkville	Army Guard	Starkville	5	36,422	5	36,422	0	10	6.8
NG Tago	Army Guard	Jackson	4	99,782	4	99,782	17	17	19.3
NG Tupelo	Army Guard	Tupelo	5	67,640	5	67,640	0	5	12.0
NG Tupelo AASF (New)	Army Guard	Tupelo	4	104,713	4	104,713	0	39	30.7
NG USPFO MS	Army Guard	Pearl	9	120,702	9	120,702	0	35	18.3
NG Vicksburg Station	Army Guard	Vicksburg	5	49,341	5	49,341	10	10	9.9
NG Wiggins Readiness Center	Army Guard	Wiggins	2	30,022	2	30,022	0	6	6.5
NG Winona	Army Guard	Winona	2	28,128	2	28,128	12	12	5.4
St. Martin Readiness Center	Army Guard	Porterville	2	39,718	2	39,718	9	9	8.2
* OTHER SITE(S) : 67			168	1,018,144	177	1,074,784	42	292	206.1
		Mississippi Total:	295	2,681,083	305	2,764,723	168	806	574.8
Missouri									
NG Aurora	Army Guard	Aurora	4	25,374	4	25,374	9	9	6.0
NG Columbia	Army Guard	Columbia	2	28,854	2	28,854	10	10	6.5
NG Dexter (New)	Army Guard	Dexter	3	30,208	3	30,208	10	15	7.3
NG Farmington	Army Guard	Farmington	3	23,529	3	23,529	5	5	6.0
NG Festus	Army Guard	Festus	4	39,555	4	39,555	40	40	10.9
NG Hannibal	Army Guard	Hannibal	2	20,429	2	20,429	7	7	5.1
NG Harrisonville	Army Guard	Harrisonville	4	24,432	4	24,432	8	8	6.3

* All Locations that do not meet criteria of at least five (5) Acres AND at least \$5M PRV.

**State/Territories Army National Guard
Base Structure Report - As of 30 Sept 2014**

SITE	COMPONENT	NAME NEAREST CITY	BUILDINGS				STATE OWNED ACRES	TOTAL ACRES	PRV (\$M)
			STATE OWNED		TOTAL				
			COUNT	SQFT	COUNT	SQFT			
NG Jefferson Barracks St Louis	Army Guard	Jefferson Barracks	10	322,885	10	322,885	35	35	74.1
NG Jefferson City	Army Guard	Jefferson City	2	47,209	2	47,209	15	15	10.5
NG Jefferson City AASF	Army Guard	Jefferson City	2	34,347	2	34,347	17	17	10.7
NG Joplin	Army Guard	Joplin	2	29,192	2	29,192	5	5	6.2
NG Kansas City	Army Guard	Kansas City	2	103,449	2	103,449	8	8	22.0
NG Lexington	Army Guard	Lexington	3	33,031	3	33,031	5	5	7.2
NG Macon	Army Guard	Macon	4	33,901	4	33,901	10	10	7.5
NG Macon TS	Army Guard	Macon	6	6,757	6	6,757	3,083	3,083	12.3
NG Pierce City (New)	Army Guard	Pierce City	3	30,282	3	30,282	0	10	6.5
NG Poplar Bluff	Army Guard	Poplar Bluff	3	43,181	3	43,181	10	10	10.0
NG Springfield	Army Guard	Springfield	4	60,043	4	60,043	16	16	13.5
NG Springfield AVCRAD	Army Guard	Springfield	6	107,362	8	114,900	0	35	34.4
NG St Joseph	Army Guard	St. Joseph	4	36,290	4	36,290	5	5	8.9
NG Trenton	Army Guard	Trenton	4	28,657	4	28,657	10	10	7.3
NG TS Ike Skelton Jefferson City	Army Guard	Jefferson City	24	491,594	24	491,594	385	385	123.1
NG TS Raytown	Army Guard	Kansas City	10	17,568	10	17,568	43	43	5.7
* OTHER SITE(S) : 46			88	832,631	97	845,652	115	119	194.3
Missouri Total:			199	2,450,760	210	2,471,319	3,851	3,905	602.4
Montana									
NG Belgrade RC - FMS05	Army Guard	Belgrade	6	66,675	6	66,675	12	12	17.1
NG Billings FMS 06	Army Guard	Billings	6	20,748	6	20,748	8	8	6.2
NG Billings MD	Army Guard	Billings	4	137,156	4	137,156	21	21	32.5
NG Butte MD	Army Guard	Butte	6	26,482	6	26,482	5	5	7.2
NG Culbertson RC - FMS 04	Army Guard	Culbertson	7	28,150	7	28,150	5	5	7.5
NG Dillon Readiness Center	Army Guard	Dillon	2	31,015	2	31,015	5	5	7.8
NG Havre Readiness Center	Army Guard	Havre	2	31,118	2	31,118	6	6	7.5
NG Helena - Womack RC	Army Guard	Helena	1	20,743	1	20,743	15	15	5.1
NG Kalispell FMS 01-MD	Army Guard	Kalispell	6	72,016	6	72,016	20	20	19.1
NG Libby Readiness Center	Army Guard	Libby	2	19,340	2	19,340	10	10	5.2
NG Missoula MD	Army Guard	Missoula	3	89,420	3	89,420	30	30	23.9
* OTHER SITE(S) : 28			34	147,684	43	171,311	278	296	43.3
Montana Total:			79	690,547	88	714,174	415	434	182.3

* All Locations that do not meet criteria of at least five (5) Acres AND at least \$5M PRV.

**State/Territories Army National Guard
Base Structure Report - As of 30 Sept 2014**

SITE	COMPONENT	NAME NEAREST CITY	BUILDINGS				STATE OWNED ACRES	TOTAL ACRES	PRV (\$M)
			STATE OWNED		TOTAL				
			COUNT	SQFT	COUNT	SQFT			
Nebraska									
NG Beatrice Armed Forces Reserve Center	Army Guard	Beatrice	1	58,797	1	58,797	0	15	15.8
NG Columbus MD	Army Guard	Columbus	1	47,090	1	47,090	0	20	12.1
NG Grand Island AASF/RC	Army Guard	Grand Island	6	201,599	6	201,599	0	50	55.0
NG Kearney RC/FMS 02	Army Guard	Kearney	6	86,250	6	86,250	29	29	18.4
NG Lincoln 1776 Armory	Army Guard	Lincoln	1	66,099	1	66,099	9	9	15.7
NG Lincoln Complex/FMS 01	Army Guard	Lincoln	13	73,511	13	73,511	14	14	17.1
NG Lincoln CSMS 31/USPFO	Army Guard	Lincoln	6	126,837	6	126,837	19	19	34.2
NG McCook MD	Army Guard	McCook	1	35,387	1	35,387	0	34	9.5
NG Norfolk FMS 07	Army Guard	Norfolk	3	26,718	3	26,718	14	14	9.0
NG North Omaha Readiness Center	Army Guard	Omaha	1	42,771	1	42,771	0	20	10.0
NG Omaha Readiness Center	Army Guard	Omaha	3	55,005	3	55,005	6	6	11.4
* OTHER SITE(S) : 18			42	323,866	44	326,685	108	108	76.2
Nebraska Total:			84	1,143,930	86	1,146,749	198	338	284.4
Nevada									
Carlin	Army Guard	Carlin	18	86,046	18	86,046	408	408	33.7
NG Fairview Complex	Army Guard	Carson City	10	201,299	10	201,299	29	30	48.8
NG Floyd Edsall Training Center	Army Guard	Las Vegas	13	191,109	13	191,109	1,640	1,640	59.5
NG Harry Reid Training Center	Army Guard	Reno	17	154,977	17	154,977	108	108	54.1
NG Henderson Complex	Army Guard	Henderson	6	29,559	6	29,559	35	35	8.6
NG Lv (Henderson) Readiness Ctr	Army Guard	Las Vegas	6	135,395	6	135,395	55	55	42.4
NG Stead TS	Army Guard	Reno	14	47,500	14	47,500	10	10	13.1
* OTHER SITE(S) : 14			17	67,838	26	107,598	20	20	30.9
Nevada Total:			101	913,723	110	953,483	2,306	2,307	291.1
New Hampshire									
Milford	Army Guard	Milford	3	26,564	3	26,564	10	10	7.0
NG Hillsborough Readiness Center	Army Guard	Hillsboro	3	16,940	3	16,940	8	8	5.3
NG Keene Readiness Center	Army Guard	Keene	2	20,269	2	20,269	6	6	5.5
NG Littleton Readiness Center	Army Guard	Littleton	4	31,096	4	31,096	17	17	8.0
NG Manchester Readiness Center	Army Guard	Manchester	2	109,131	2	109,131	8	8	16.9
NG Nashua Readiness Center	Army Guard	Nashua	2	22,832	2	22,832	6	6	5.8
NG New Hampshire AASF	Army Guard	Concord	2	111,366	2	111,366	0	27	34.6
NG New Hampshire TS	Army Guard	Strafford	10	62,545	10	62,545	105	105	20.2

* All Locations that do not meet criteria of at least five (5) Acres AND at least \$5M PRV.

**State/Territories Army National Guard
Base Structure Report - As of 30 Sept 2014**

SITE	COMPONENT	NAME NEAREST CITY	BUILDINGS				STATE OWNED ACRES	TOTAL ACRES	PRV (\$M)
			STATE OWNED		TOTAL				
			COUNT	SQFT	COUNT	SQFT			
NG Somersworth Readiness Center	Army Guard	Somersworth	3	20,032	3	20,032	7	7	5.1
NG State Military Reservation	Army Guard	Concord	18	296,050	18	296,050	44	44	64.2
* OTHER SITE(S) : 9			15	129,218	16	129,968	261	261	32.5
		New Hampshire Total:	64	846,043	65	846,793	471	498	205.1
<u>New Jersey</u>									
NG Bordentown 206	Army Guard	Bordentown	3	28,493	3	28,493	10	10	9.1
NG Bordentown CSMS	Army Guard	Bordentown	4	39,178	4	39,178	15	15	13.9
NG Cape May	Army Guard	Cape May Courthouse	5	32,052	5	32,052	21	21	9.0
NG Cherry Hill	Army Guard	Cherry Hill	3	40,162	3	40,162	10	10	11.3
NG Dover	Army Guard	Dover	3	35,183	3	35,183	16	16	7.4
NG Flemington	Army Guard	Flemington	3	39,609	3	39,609	13	13	9.3
NG Hackettstown	Army Guard	Hackettstown	2	19,812	2	19,812	15	15	6.3
NG Lawrenceville	Army Guard	Trenton	13	297,258	13	297,258	75	75	66.0
NG Morristown	Army Guard	Morristown	4	82,652	4	82,652	43	43	27.3
NG NGTC Sea Girt NJ	Army Guard	Sea Girt	47	297,499	47	297,499	167	167	105.3
NG Riverdale	Army Guard	Riverdale	4	44,045	4	44,045	20	20	11.0
NG Somerset	Army Guard	Somerset	3	56,835	3	56,835	20	20	16.3
NG Teaneck	Army Guard	Teaneck	4	175,876	4	175,876	14	14	49.3
NG Toms River	Army Guard	Toms River	5	33,196	5	33,196	32	32	9.0
NG Trenton Mercer Aviation	Army Guard	Trenton	3	93,723	3	93,723	0	15	29.6
NG Vineland	Army Guard	Vineland	4	47,374	4	47,374	45	45	12.0
NG Washington	Army Guard	Port Murray	2	42,706	2	42,706	17	17	11.5
NG West Orange	Army Guard	West Orange	9	134,327	9	134,327	51	51	42.0
NG Westfield	Army Guard	Westfield	4	79,851	4	79,851	13	13	23.1
* OTHER SITE(S) : 19			45	692,139	47	694,539	112	112	158.0
		New Jersey Total:	170	2,311,970	172	2,314,370	710	725	626.8
<u>New Mexico</u>									
NG Albuquerque	Army Guard	Albuquerque	7	80,492	7	80,492	17	17	18.3
NG Bataan Memorial Museum	Army Guard	Santa Fe	3	186,256	3	186,256	8	8	27.5
NG Belen	Army Guard	Belen	1	29,205	1	29,205	11	11	6.2
NG Clovis	Army Guard	Clovis	5	35,761	5	35,761	12	12	9.3
NG Espanola	Army Guard	Espanola	1	24,100	1	24,100	12	12	5.2
NG Farmington	Army Guard	Farmington	2	57,756	2	57,756	9	9	13.2

* All Locations that do not meet criteria of at least five (5) Acres AND at least \$5M PRV.

**State/Territories Army National Guard
Base Structure Report - As of 30 Sept 2014**

SITE	COMPONENT	NAME NEAREST CITY	BUILDINGS				STATE OWNED ACRES	TOTAL ACRES	PRV (\$M)
			STATE OWNED		TOTAL				
			COUNT	SQFT	COUNT	SQFT			
NG Las Cruces	Army Guard	Las Cruces	4	57,320	4	57,320	43	43	13.9
NG Las Vegas Camp Luna TS	Army Guard	Las Vegas	1	27,300	1	27,300	133	133	6.3
NG Portales	Army Guard	Portales	2	24,300	2	24,300	42	42	5.6
NG Rio Rancho TS	Army Guard	Rio Rancho	16	116,453	16	116,453	120	120	28.2
NG Roswell De Bremond TS	Army Guard	Roswell	2	37,869	4	48,326	43	43	10.4
NG Santa Fe - Oate Complex TS	Army Guard	Santa Fe	22	331,894	22	331,894	313	313	88.2
NG Santa Fe AASF	Army Guard	Santa Fe	5	121,014	6	121,134	0	17	34.3
NG Springer	Army Guard	Springer	4	31,379	4	31,379	40	40	7.3
NG Taos	Army Guard	Ranches Of Taos	1	27,300	1	27,300	10	10	6.3
* OTHER SITE(S) : 23			30	358,174	37	375,617	270	274	148.7
New Mexico Total:			106	1,546,573	116	1,574,593	1,083	1,104	428.9
<u>New York</u>									
Camp Smith	Army Guard	Peekskill	53	527,624	53	527,624	1,944	1,944	143.9
NG Albany AASF 3	Army Guard	Albany	2	35,270	2	35,270	14	22	13.4
NG Auburn RC OMS 4	Army Guard	Auburn	3	63,886	3	63,886	11	11	17.7
NG DMNA HQ OMS19	Army Guard	Latham	5	185,880	5	185,880	42	42	44.2
NG Geneseo RC OMS 3	Army Guard	Geneseo	2	52,629	2	52,629	18	18	11.0
NG Horseheads Readiness Center	Army Guard	Horseheads	1	33,817	1	33,817	14	14	9.3
NG Ithaca Readiness Center	Army Guard	Ithaca	1	26,965	1	26,965	8	8	6.7
NG Kingston RC OMS 7	Army Guard	Kingston	5	125,201	5	125,201	19	19	28.9
NG Leeds Readiness Center	Army Guard	Leeds	1	34,302	1	34,302	94	94	8.2
NG Masten Ave RC OMS 1	Army Guard	Buffalo	4	300,854	4	300,854	10	10	61.8
NG Morrisonville Readiness Center	Army Guard	Morrisonville	1	24,400	1	24,400	14	14	6.2
NG Orangeburg Readiness Center	Army Guard	Orangeburg	1	25,747	1	25,747	14	14	6.1
NG Peekskill Readiness Center	Army Guard	Peekskill	2	72,314	2	72,314	22	22	12.3
NG Queensbury Readiness Center	Army Guard	Queensbury	3	59,289	3	59,289	15	15	14.7
NG Rochester RC OMS 11	Army Guard	Rochester	5	233,983	5	233,983	0	25	61.5
NG Ronkonkoma Readiness Ctr OMS	Army Guard	Ronkonkoma	4	74,090	4	74,090	0	20	26.4
NG Saranac Lake Readiness Center	Army Guard	Saranac Lake	1	20,784	1	20,784	29	29	5.5
NG Staten Island RC OMS 14	Army Guard	New York City	5	91,071	5	91,071	20	20	33.0
NG Troy Glenmore Road RC OMS 17	Army Guard	Troy	2	77,669	2	77,669	13	13	18.8
NG Troy South Lake Readiness Ctr	Army Guard	Troy	2	21,079	2	21,079	6	6	5.1
NG Utica Readiness Center OMS 6	Army Guard	Utica	4	132,154	4	132,154	20	20	31.9
* OTHER SITE(S) : 27			33	1,449,593	36	1,451,943	507	510	376.7

* All Locations that do not meet criteria of at least five (5) Acres AND at least \$5M PRV.

**State/Territories Army National Guard
Base Structure Report - As of 30 Sept 2014**

SITE	COMPONENT	NAME NEAREST CITY	BUILDINGS				STATE OWNED ACRES	TOTAL ACRES	PRV (\$M)
			STATE OWNED		TOTAL				
			COUNT	SQFT	COUNT	SQFT			
New York Total:			140	3,668,601	143	3,670,951	2,835	2,890	943.2
North Carolina									
MTA Camp Butner	Army Guard	Stem	92	80,278	92	80,278	4,800	4,800	28.7
NG Asheville Armory/FMS 01	Army Guard	Asheville	2	41,490	2	41,490	15	15	9.0
NG Butner	Army Guard	Butner	3	26,795	3	26,795	27	27	6.7
NG Charlotte Consolidated Site	Army Guard	Charlotte	7	71,250	7	71,250	10	10	14.4
NG Concord	Army Guard	Concord	2	27,554	2	27,554	20	20	5.6
NG Fayetteville	Army Guard	Fayetteville	2	30,922	2	30,922	44	44	6.2
NG Foothills Readiness Ctr/FMS 2	Army Guard	Lenoir	3	69,758	3	69,758	25	25	41.9
NG Goldsboro Armory	Army Guard	Goldsboro	4	30,212	4	30,212	9	9	6.6
NG Greensboro	Army Guard	Greensboro	7	47,952	7	47,952	14	14	9.2
NG Morrisville	Army Guard	Morrisville	9	182,489	9	182,489	35	35	49.2
NG Raleigh	Army Guard	Raleigh	24	457,386	24	457,386	69	69	82.6
NG Reidsville	Army Guard	Reidsville	2	24,924	2	24,924	7	7	6.7
NG Tarheel Challenge Academy	Army Guard	Salemburg	5	30,540	5	30,540	10	10	6.0
NG Winston Salem	Army Guard	Winston Salem	5	28,501	5	28,501	9	9	5.5
* OTHER SITE(S) : 86			160	1,452,375	163	1,460,109	580	580	275.8
North Carolina Total:			327	2,602,426	330	2,610,160	5,674	5,674	554.2
North Dakota									
Camp Grafton	Army Guard	Devils Lake	293	946,151	293	946,151	9,133	12,999	286.3
NG Bismarck AASF Complex	Army Guard	Bismarck	6	165,207	6	165,207	0	34	43.4
NG Bismarck Fraine Barracks	Army Guard	Bismarck	13	139,571	13	139,571	21	21	34.4
NG Bismarck RJB Complex	Army Guard	Bismarck	7	221,023	7	221,023	89	89	51.8
NG Fargo FMS	Army Guard	Fargo	3	17,090	3	17,090	0	19	6.2
NG Fargo MD	Army Guard	Fargo	2	131,431	2	131,431	0	19	31.6
NG Grand Forks Complex	Army Guard	Grand Forks	3	41,462	3	41,462	25	25	12.3
NG Minot FMS1	Army Guard	Minot	2	69,242	2	69,242	15	15	15.6
NG Wahpeton MD	Army Guard	Wahpeton	3	92,396	3	92,396	18	18	19.6
* OTHER SITE(S) : 31			10	26,289	35	369,956	308	341	84.4
North Dakota Total:			342	1,849,862	367	2,193,529	9,609	13,579	585.6
Ohio									
Camp Perry TS (CTC)	Army Guard	Port Clinton	473	738,869	473	738,869	519	519	231.4
NG Beightler Armory	Army Guard	Columbus	3	165,808	3	165,808	51	51	34.0

* All Locations that do not meet criteria of at least five (5) Acres AND at least \$5M PRV.

**State/Territories Army National Guard
Base Structure Report - As of 30 Sept 2014**

SITE	COMPONENT	NAME NEAREST CITY	BUILDINGS				STATE OWNED ACRES	TOTAL ACRES	PRV (\$M)
			STATE OWNED		TOTAL				
			COUNT	SQFT	COUNT	SQFT			
NG Bowling Green	Army Guard	Bowling Green	1	84,331	1	84,331	17	17	17.9
NG Cleveland	Army Guard	Brook Park	5	39,771	5	39,771	5	5	9.0
NG Cleveland Green Road	Army Guard	Cleveland	4	57,880	4	57,880	14	14	11.9
NG Coshocton	Army Guard	Coshocton	2	25,150	2	25,150	0	20	5.8
NG Green	Army Guard	Green	11	241,044	11	241,044	77	77	75.5
NG Hamilton	Army Guard	Hamilton	3	54,610	3	54,610	10	10	11.7
NG Kettering	Army Guard	Dayton	3	48,401	3	48,401	10	10	9.9
NG Marion	Army Guard	Marion	1	25,368	1	25,368	32	32	7.5
NG Marysville TACC	Army Guard	Marysville	2	49,779	2	49,779	16	16	10.6
NG Medina	Army Guard	Medina	2	50,465	2	50,465	16	16	10.8
NG Middletown	Army Guard	Middletown	3	33,834	3	33,834	5	5	6.2
NG Newark	Army Guard	Newark	13	169,068	13	169,068	23	23	28.8
NG Stow	Army Guard	Stow	2	51,568	2	51,568	15	15	11.7
NG Walbridge	Army Guard	Walbridge	2	55,273	2	55,273	16	16	12.1
NG Woodlawn	Army Guard	Cincinnati	4	114,162	4	114,162	17	17	23.6
NG Youngstown (Austin Town)	Army Guard	Youngstown	4	35,529	4	35,529	15	15	7.8
* OTHER SITE(S) : 28			73	441,103	79	445,239	229	229	90.0
Ohio Total:			611	2,482,013	617	2,486,149	1,087	1,107	616.1

Oklahoma

Broken Arrow MD	Army Guard	Broken Arrow	7	262,341	7	262,341	40	40	63.7
Muskogee MD	Army Guard	Muskogee	3	92,087	3	92,087	59	59	22.0
NG Ada Readiness Center	Army Guard	Ada	1	23,584	1	23,584	12	12	5.4
NG Ardmore Readiness Center	Army Guard	Ardmore	6	36,578	6	36,578	8	8	7.6
NG Durant Readiness Center	Army Guard	Durant	3	25,161	3	25,161	10	10	5.6
NG Edmond Readiness Center	Army Guard	Edmond	1	25,498	1	25,498	10	10	5.2
NG Lexington AASF 1	Army Guard	Lexington	10	82,466	10	82,466	308	308	41.9
NG Norman CSMS	Army Guard	Norman	2	94,860	2	94,860	101	101	25.4
NG Oklahoma Military Department	Army Guard	Oklahoma City	15	206,995	15	206,995	58	58	39.0
NG Okmulgee Readiness Center	Army Guard	Okmulgee	7	29,164	7	29,164	0	10	6.3
NG Sand Springs MD	Army Guard	Tulsa	5	114,991	5	114,991	15	15	24.0
NG Tulsa AASF 2	Army Guard	Tulsa	4	52,167	4	52,167	0	33	20.9
NG Tulsa Mingo Valley Readiness Center	Army Guard	Tulsa	2	37,901	2	37,901	0	7	8.2
Stillwater	Army Guard	Stillwater	1	25,075	1	25,075	5	5	5.7
Thunderbird Youth Academy	Army Guard	Pryor	39	189,233	39	189,233	617	617	37.9

* All Locations that do not meet criteria of at least five (5) Acres AND at least \$5M PRV.

**State/Territories Army National Guard
Base Structure Report - As of 30 Sept 2014**

SITE	COMPONENT	NAME NEAREST CITY	BUILDINGS				STATE OWNED ACRES	TOTAL ACRES	PRV (\$M)
			STATE OWNED		TOTAL				
			COUNT	SQFT	COUNT	SQFT			
Westokc MD	Army Guard	Mustang	4	181,632	4	181,632	40	40	39.6
* OTHER SITE(S) : 26			41	554,626	41	554,626	166	207	119.8
Oklahoma Total:			151	2,034,359	151	2,034,359	1,448	1,540	478.0
Oregon									
Christmas Valley Radar Site	Army Guard	Christmas Valley	4	45,760	4	45,760	2,622	2,691	5.8
MTA Camp Rilea	Army Guard	Warrenton	115	468,651	115	468,651	1,800	1,801	176.2
NG Albany Armory	Army Guard	Albany	4	22,872	4	22,872	5	5	6.2
NG Anderson Readiness Center	Army Guard	Salem	3	121,560	3	121,560	22	22	31.9
NG Ashland Armory	Army Guard	Ashland	2	27,082	2	27,082	5	5	7.8
NG Bill Healey Armory	Army Guard	Bend	2	40,556	2	40,556	6	6	10.8
NG Camp Withycombe Clackamas	Army Guard	Clackamas	31	622,040	31	622,040	234	234	159.3
NG Central Oregon Readiness Ctr	Army Guard	Prineville	2	32,971	2	32,971	39	39	8.5
NG Coos Bay Armory	Army Guard	Coos Bay	3	26,167	3	26,167	5	5	7.1
NG Grants Pass Armory	Army Guard	Grants Pass	4	19,153	4	19,153	6	6	5.4
NG Hermiston Armory	Army Guard	Hermiston	2	24,105	2	24,105	7	7	6.5
NG JFHQ Owen Summers Bldg	Army Guard	Salem	9	125,330	9	125,330	21	21	34.7
NG Kliever Memorial Armory	Army Guard	Portland	8	94,192	8	94,192	14	18	24.0
NG Lagrande Armory	Army Guard	La Grande	1	42,352	1	42,352	7	7	11.0
NG Lagrande FMS	Army Guard	La Grande	4	35,102	4	35,102	7	7	8.4
NG Lane County MD/Fms	Army Guard	Springfield	5	202,602	5	202,602	22	22	51.9
NG McMinnville Armory	Army Guard	McMinnville	4	28,741	4	28,741	5	5	6.3
NG McNary Field Salem AASF	Army Guard	Salem	9	129,569	9	129,569	78	78	53.9
NG Medford Armory FMS	Army Guard	Medford	3	46,321	3	46,321	6	6	12.7
NG Ontario Readiness Center	Army Guard	Ontario	1	36,600	1	36,600	8	8	10.6
NG Orang Regional Trng Institute	Army Guard	Monmouth	2	71,700	2	71,700	5	5	16.8
NG Pendleton Armory	Army Guard	Pendleton	7	88,687	7	88,687	24	24	28.9
NG Richard A Miller Armory	Army Guard	Forest Grove	4	44,801	4	44,801	6	6	12.3
NG Roseburg Armory	Army Guard	Roseburg	3	21,354	3	21,354	5	5	5.7
NG Salem Armory	Army Guard	Salem	3	55,621	3	55,621	5	5	13.4
NG The Dalles Readiness Center	Army Guard	The Dalles	2	62,912	2	62,912	7	8	17.5
Polk County Readiness Center	Army Guard	Dallas	3	40,124	3	40,124	15	15	13.4
* OTHER SITE(S) : 33			44	331,893	50	338,319	102	19,379	83.6
Oregon Total:			284	2,908,818	290	2,915,244	5,090	24,441	830.5

* All Locations that do not meet criteria of at least five (5) Acres AND at least \$5M PRV.

**State/Territories Army National Guard
Base Structure Report - As of 30 Sept 2014**

SITE	COMPONENT	NAME NEAREST CITY	BUILDINGS				STATE OWNED ACRES	TOTAL ACRES	PRV (\$M)
			STATE OWNED		TOTAL				
			COUNT	SQFT	COUNT	SQFT			
Pennsylvania									
Coatesville RC	Army Guard	Coatesville	2	30,714	2	30,714	12	12	9.3
Fort Indiantown Gap Area 0	Army Guard	Annville	1	77,635	1	77,635	10	10	18.5
Graterford FMS	Army Guard	Graterford	2	26,065	2	26,065	53	53	11.3
Huntingdon Readiness Center	Army Guard	Huntingdon	1	28,298	1	28,298	12	12	8.7
NG Beaver Falls	Army Guard	Beaver Falls	3	30,843	3	30,843	10	10	8.3
NG Butler	Army Guard	Butler	3	39,977	3	39,977	10	10	11.9
NG Cambridge Springs	Army Guard	Cambridge Springs	3	88,093	3	88,093	100	100	26.8
NG Carlisle	Army Guard	Carlisle	7	85,312	7	85,312	41	41	24.2
NG Clearfield	Army Guard	Clearfield	2	31,928	2	31,928	27	27	9.2
NG Connellsville, Petersburg Rd	Army Guard	Connellsville	1	23,112	1	23,112	15	15	7.2
NG Easton - proposed	Army Guard	Easton	8	63,036	8	63,036	22	22	20.4
NG Elizabethtown Readiness Center	Army Guard	Elizabethtown	4	88,187	4	88,187	36	36	30.0
NG Ford City Readiness Center	Army Guard	Ford City	1	24,514	1	24,514	10	10	7.2
NG Greensburg Hempfield Township	Army Guard	Greensburg	3	25,807	3	25,807	10	10	6.1
NG Harrisburg	Army Guard	Harrisburg	18	147,534	18	147,534	32	32	37.2
NG Hazleton	Army Guard	Hazleton	3	23,731	3	23,731	5	5	6.8
NG Hershey	Army Guard	Hershey	2	25,632	2	25,632	16	16	6.3
NG Hollidaysburg	Army Guard	Duncansville	2	56,853	2	56,853	21	21	16.4
NG Honesdale	Army Guard	Honesdale	5	34,358	5	34,358	10	10	8.9
NG Indiana	Army Guard	Indiana	1	21,556	1	21,556	14	14	6.0
NG Johnstown Airport	Army Guard	Johnstown	4	54,489	4	54,489	8	8	14.2
NG Johnstown FMS 33	Army Guard	Johnstown	3	23,770	3	23,770	10	10	9.5
NG Johnstown Walters	Army Guard	Johnstown	4	40,865	4	40,865	15	15	11.0
NG Kutztown	Army Guard	Kutztown	1	32,489	1	32,489	7	7	9.3
NG Latrobe/Torrance	Army Guard	Latrobe	1	28,973	1	28,973	14	14	7.8
NG Lebanon	Army Guard	Lebanon	1	37,616	1	37,616	10	10	10.2
NG Lehighton	Army Guard	Lehighton	7	27,184	7	27,184	5	5	7.4
NG Lewisburg	Army Guard	Lewisburg	3	34,346	3	34,346	15	15	9.4
NG Lewistown	Army Guard	Lewistown	3	48,621	3	48,621	23	23	13.9
NG Lock Haven	Army Guard	Lock Haven	9	50,820	9	50,820	28	28	14.2
NG Mansfield/Wellsboro	Army Guard	Wellsboro	1	25,499	1	25,499	12	12	6.6
NG Mckean Co Readiness Center	Army Guard	Lewis Run	2	30,130	2	30,130	23	23	8.6
NG Mount Pleasant	Army Guard	Mount Pleasant	2	38,956	2	38,956	11	11	11.7
NG New Castle	Army Guard	New Castle	4	39,814	4	39,814	7	7	10.7

* All Locations that do not meet criteria of at least five (5) Acres AND at least \$5M PRV.

**State/Territories Army National Guard
Base Structure Report - As of 30 Sept 2014**

SITE	COMPONENT	NAME NEAREST CITY	BUILDINGS				STATE OWNED ACRES	TOTAL ACRES	PRV (\$M)
			STATE OWNED		TOTAL				
			COUNT	SQFT	COUNT	SQFT			
NG New Milford	Army Guard	New Milford	1	25,614	1	25,614	19	19	6.9
NG Philadelphia Southampton	Army Guard	Philadelphia	6	170,298	6	170,298	21	21	52.5
NG Phoenixville	Army Guard	Phoenixville	6	29,265	6	29,265	11	11	7.7
NG Pittsburgh Crane Armory	Army Guard	Pittsburgh	4	33,405	4	33,405	10	10	9.5
NG Plymouth	Army Guard	Plymouth	4	20,209	4	20,209	12	12	5.0
NG Plymouth Meeting	Army Guard	Plymouth Meeting	2	36,764	2	36,764	20	20	11.8
NG Punxsutawney	Army Guard	Punxsutawney	4	29,910	4	29,910	19	19	8.1
NG Reading	Army Guard	Reading	2	33,112	2	33,112	17	17	10.2
NG Scranton/Taylor NE Reg Mnt Ctr	Army Guard	Taylor	8	26,226	8	26,226	10	10	10.7
NG Somerset Friedens	Army Guard	Friedens	2	21,400	2	21,400	29	29	6.1
NG Spring City Readiness Center	Army Guard	Spring City	2	48,234	2	48,234	50	50	12.7
NG Sunbury	Army Guard	Sunbury	2	19,066	2	19,066	10	10	5.3
NG Washington	Army Guard	Washington	1	45,415	1	45,415	11	11	12.0
NG Wilkes Barre/ Kingston	Army Guard	Kingston	4	102,501	4	102,501	13	13	26.8
NG Williamsport	Army Guard	Williamsport	9	101,005	9	101,005	16	16	30.1
NG Williamstown	Army Guard	Williamstown	1	19,137	1	19,137	6	6	5.2
South Mountain Readiness Center	Army Guard	Fayetteville	1	31,637	1	31,637	30	30	9.9
State College	Army Guard	State College	5	46,226	5	46,226	23	23	14.0
State Quarters	Army Guard	Annville	36	36,053	36	36,053	88	88	5.9
Waynesburg Readiness Center	Army Guard	Waynesburg	2	37,603	2	37,603	18	18	10.8
* OTHER SITE(S) : 42			81	778,708	87	815,787	614	614	215.3
Pennsylvania Total:			300	3,178,545	306	3,215,624	1,698	1,699	901.6

Puerto Rico

NG Arecibo Readiness Center	Army Guard	Arecibo	2	25,308	2	25,308	7	7	5.6
NG Army Aviation Support Facility	Army Guard	San German	5	47,426	5	47,426	14	14	16.2
NG Arroyo Readiness Center	Army Guard	Arroyo	3	30,860	3	30,860	5	5	7.1
NG Caguas Readiness Center	Army Guard	Caguas	4	21,077	4	21,077	5	5	5.4
NG Cayey Readiness Center	Army Guard	Cayey	2	20,100	2	20,100	5	5	5.1
NG Gurabo Readiness Center	Army Guard	Gurabo	4	26,002	4	26,002	13	13	6.3
NG Hangar 21 Readiness Center	Army Guard	San Juan	2	24,880	2	24,880	23	23	18.5
NG Juncos Readiness Center	Army Guard	Juncos	3	16,878	3	16,878	5	5	5.1
NG Mayaguez Readiness Center	Army Guard	Mayaguez	3	36,621	3	36,621	6	6	8.6
NG Toa Baja Readiness Center	Army Guard	Bayamon	2	27,149	2	27,149	5	5	6.0
NG Vega Baja Readiness Center	Army Guard	Vega Baja	5	54,800	6	55,285	15	15	14.0

* All Locations that do not meet criteria of at least five (5) Acres AND at least \$5M PRV.

**State/Territories Army National Guard
Base Structure Report - As of 30 Sept 2014**

SITE	COMPONENT	NAME NEAREST CITY	BUILDINGS				STATE OWNED ACRES	TOTAL ACRES	PRV (\$M)
			STATE OWNED		TOTAL				
			COUNT	SQFT	COUNT	SQFT			
* OTHER SITE(S) : 15			25	342,233	25	342,233	65	65	77.7
Puerto Rico Total:			60	673,334	61	673,819	168	168	175.5
Rhode Island									
NG Armory of Mounted Commands	Army Guard	Providence	2	196,187	2	196,187	6	6	33.3
NG Bristol	Army Guard	Bristol	2	27,537	2	27,537	5	5	7.4
NG Middletown Armory	Army Guard	Middletown	1	18,620	1	18,620	6	6	5.8
NG Quonset Point	Army Guard	North Kingstown	5	162,035	5	162,035	8	9	64.6
NG TS Camp Varnum	Army Guard	Narragansett	26	43,070	26	43,070	34	35	13.7
* OTHER SITE(S) : 8			9	91,116	9	91,116	148	148	27.5
Rhode Island Total:			45	538,565	45	538,565	207	209	152.2
South Carolina									
Charleston Readiness Center	Army Guard	Charleston	3	110,165	3	110,165	0	8	17.8
NG Anderson Lease Facility	Army Guard	Anderson	3	83,454	3	83,454	12	12	15.9
NG Camden Armory	Army Guard	Camden	5	33,610	5	33,610	10	10	6.4
NG Columbia Armory	Army Guard	Columbia	22	267,844	22	267,844	25	25	45.1
NG Columbia TAG	Army Guard	Columbia	2	51,604	2	51,604	6	6	10.3
NG Easley Armory	Army Guard	Easley	5	28,003	5	28,003	7	7	5.1
NG Edgefield Armory & OMS 6	Army Guard	Edgefield	15	40,361	15	40,361	10	10	8.1
NG Florence Armory & OMS 12	Army Guard	Florence	12	31,822	12	31,822	9	9	6.6
NG Fountain Inn Armory	Army Guard	Fountain Inn	5	37,478	5	37,478	38	38	6.9
NG Greenville Armory & OMS 2	Army Guard	Greenville	8	34,271	8	34,271	8	8	7.0
NG Greenwood Armory & OMS 4	Army Guard	Greenwood	12	36,676	12	36,676	11	11	7.2
NG Greer Armory	Army Guard	Greer	10	39,103	10	39,103	10	10	8.0
NG Hartsville Armory and OMS 11	Army Guard	Hartsville	7	32,165	7	32,165	10	10	7.0
NG Hodges Armory	Army Guard	Hodges	6	38,383	6	38,383	48	48	7.5
NG Lancaster Armory	Army Guard	Lancaster	6	29,340	6	29,340	12	12	6.0
NG Manning Armory	Army Guard	Manning	3	30,586	3	30,586	10	10	5.6
NG Mt Pleasant Armory	Army Guard	Mt Pleasant	7	31,593	7	31,593	6	6	6.6
NG Mullins Armory & OMS 15	Army Guard	Mullins	6	38,844	6	38,844	10	10	7.4
NG Newberry Armory	Army Guard	Newberry	6	41,547	6	41,547	11	11	8.1
NG North Charleston Armory	Army Guard	North Charleston	8	42,504	8	42,504	15	15	9.2
NG Orangeburg Armory	Army Guard	Orangeburg	4	39,395	4	39,395	10	10	7.9
NG Pickens Armory and TS	Army Guard	Pickens	5	36,786	5	36,786	33	33	5.8

* All Locations that do not meet criteria of at least five (5) Acres AND at least \$5M PRV.

**State/Territories Army National Guard
Base Structure Report - As of 30 Sept 2014**

SITE	COMPONENT	NAME NEAREST CITY	BUILDINGS				STATE OWNED ACRES	TOTAL ACRES	PRV (\$M)
			STATE OWNED		TOTAL				
			COUNT	SQFT	COUNT	SQFT			
NG Pine Ridge Armory	Army Guard	West Columbia	6	59,696	6	59,696	48	48	12.0
NG Rock Hill Armory and OMS 5	Army Guard	Rock Hill	12	37,688	12	37,688	12	12	8.6
NG Saluda Armory and OMS 6A	Army Guard	Saluda	8	28,288	8	28,288	7	7	5.5
NG Spartanburg Readiness Center	Army Guard	Spartanburg	3	61,994	3	61,994	12	12	13.4
NG Union Armory and OMS 8	Army Guard	Union	8	30,949	8	30,949	10	10	6.9
NG Varnville Armory and OMS 14	Army Guard	Varnville	12	39,077	12	39,077	24	24	8.3
NG Walterboro Armory	Army Guard	Walterboro	5	28,943	5	28,943	17	17	5.2
* OTHER SITE(S) : 43			112	694,547	120	796,137	263	263	159.1
South Carolina Total:			326	2,136,716	334	2,238,306	703	711	434.6
South Dakota									
Camp Rapid	Army Guard	Rapid City	36	483,054	36	483,054	84	84	109.1
NG Brookings Armory/OMS 8	Army Guard	Brookings	3	40,289	3	40,289	10	10	9.0
NG Joe Foss Field	Army Guard	Sioux Falls	1	47,532	1	47,532	6	6	11.7
NG Mitchell TS	Army Guard	Mitchell	6	156,164	6	156,164	0	70	37.3
NG Pierre	Army Guard	Pierre	4	35,466	4	35,466	0	6	6.1
NG Range Road Armory	Army Guard	Rapid City	3	34,351	3	34,351	14	14	7.1
NG Rapid City AASF/Armory	Army Guard	Rapid City	4	109,357	4	109,357	1	33	29.4
NG Rapid City CSMS	Army Guard	Rapid City	2	29,290	2	29,290	0	29	8.9
NG Sioux Falls UTES	Army Guard	Sioux Falls	4	56,471	4	56,471	57	273	12.2
NG Wagner	Army Guard	Wagner	3	24,186	3	24,186	0	10	5.5
NG Webster	Army Guard	Webster	7	39,783	7	39,783	2	8	8.1
NG West Camp	Army Guard	Rapid City	15	7,700	15	7,700	770	770	29.1
Watertown Complex	Army Guard	Watertown	3	101,598	3	101,598	79	79	24.1
* OTHER SITE(S) : 37			42	353,143	45	356,175	1,174	1,738	66.4
South Dakota Total:			133	1,518,384	136	1,521,416	2,197	3,130	364.1
Tennessee									
NG Ashland City	Army Guard	Ashland City	2	26,482	2	26,482	12	12	5.2
NG Athens	Army Guard	Athens	4	39,135	4	39,135	20	20	8.1
NG Bolivar	Army Guard	Bolivar	2	24,276	2	24,276	14	14	5.0
NG Bristol	Army Guard	Bristol	4	26,684	4	26,684	7	7	5.3
NG Camden	Army Guard	Camden	3	25,205	3	25,205	7	7	6.4
NG Centerville	Army Guard	Centerville	3	27,223	3	27,223	21	21	5.2
NG Chattanooga	Army Guard	Chattanooga	17	135,674	17	135,674	16	16	24.3

* All Locations that do not meet criteria of at least five (5) Acres AND at least \$5M PRV.

**State/Territories Army National Guard
Base Structure Report - As of 30 Sept 2014**

SITE	COMPONENT	NAME NEAREST CITY	BUILDINGS				STATE OWNED ACRES	TOTAL ACRES	PRV (\$M)
			STATE OWNED		TOTAL				
			COUNT	SQFT	COUNT	SQFT			
NG Clinton	Army Guard	Clinton	2	28,436	2	28,436	14	14	5.5
NG Columbia	Army Guard	Columbia	3	43,765	3	43,765	20	20	9.2
NG Cookeville	Army Guard	Cookeville	6	33,821	6	33,821	12	12	7.2
NG Dresden	Army Guard	Dresden	2	27,051	2	27,051	19	19	5.8
NG Dunlap	Army Guard	Dunlap	2	22,697	2	22,697	10	10	5.2
NG Dyersburg	Army Guard	Dyersburg	1	26,443	1	26,443	10	10	5.3
NG Elizabethton	Army Guard	Elizabethton	3	25,835	3	25,835	15	15	5.3
NG Erwin	Army Guard	Erwin	2	25,779	2	25,779	10	10	5.2
NG Gordonsville	Army Guard	Gordonsville	3	26,572	3	26,572	15	15	5.4
NG Henderson	Army Guard	Henderson	8	66,477	8	66,477	12	12	13.2
NG Humboldt	Army Guard	Humboldt	2	36,192	2	36,192	22	22	7.5
NG Huntingdon	Army Guard	Huntingdon	1	27,386	1	27,386	9	9	5.4
NG Jacksboro	Army Guard	Jacksboro	2	27,795	2	27,795	10	10	5.5
NG Jackson	Army Guard	Jackson	6	77,753	6	77,753	12	12	14.8
NG Jackson Airport Armory	Army Guard	Jackson	5	57,417	5	57,417	60	60	16.5
NG Johnson City Gray	Army Guard	Gray	10	132,098	10	132,098	103	103	27.4
NG Knoxville Concord St	Army Guard	Knoxville	17	112,478	17	112,478	17	17	23.1
NG Knoxville Sutherland	Army Guard	Knoxville	7	72,757	7	72,757	6	6	13.6
NG Lawrenceburg	Army Guard	Lawrenceburg	3	33,690	3	33,690	16	16	6.6
NG Lebanon	Army Guard	Lebanon	4	26,620	4	26,620	19	19	6.1
NG Lenoir City	Army Guard	Lenoir City	2	28,009	2	28,009	14	14	5.7
NG Lewisburg	Army Guard	Lewisburg	4	32,577	4	32,577	14	14	5.0
NG Livingston	Army Guard	Livingston	1	24,938	1	24,938	23	23	5.2
NG Memphis	Army Guard	Memphis	4	58,396	4	58,396	30	30	11.5
NG Nashville	Army Guard	Nashville	23	451,831	23	451,831	86	86	87.6
NG Paris	Army Guard	Paris	4	26,038	4	26,038	23	23	5.6
NG Rogersville	Army Guard	Rogersville	2	26,846	2	26,846	11	11	5.5
NG Sevierville	Army Guard	Pigeon Forge	2	24,817	2	24,817	10	10	5.2
NG Shelbyville	Army Guard	Shelbyville	3	29,616	3	29,616	20	20	5.0
NG Trenton	Army Guard	Trenton	2	38,924	2	38,924	20	20	8.7
NG Tullahoma	Army Guard	Tullahoma	5	25,186	5	25,186	6	6	5.4
NG Union City	Army Guard	Union City	4	46,097	4	46,097	14	14	10.1
NG Winchester	Army Guard	Winchester	6	31,960	6	31,960	22	22	6.8
* OTHER SITE(S) : 41			77	814,829	77	814,829	535	535	163.4

* All Locations that do not meet criteria of at least five (5) Acres AND at least \$5M PRV.

**State/Territories Army National Guard
Base Structure Report - As of 30 Sept 2014**

SITE	COMPONENT	NAME NEAREST CITY	BUILDINGS				STATE OWNED ACRES	TOTAL ACRES	PRV (\$M)
			STATE OWNED		TOTAL				
			COUNT	SQFT	COUNT	SQFT			
Tennessee Total:			263	2,895,805	263	2,895,805	1,334	1,334	584.2
Texas									
Camp Maxey	Army Guard	Powderly	36	86,828	36	86,828	6,424	6,424	56.1
NG Bergstrom - (Abia)	Army Guard	Austin	12	432,867	12	432,867	0	60	101.2
NG Bryan	Army Guard	Bryan	5	39,727	5	39,727	14	14	7.8
NG Camp Bowie (State)	Army Guard	Brownwood	46	161,749	46	161,749	4,895	4,895	61.9
NG Camp Mabry	Army Guard	Austin	74	985,722	74	985,722	376	376	171.9
NG Corpus Christi	Army Guard	Corpus Christi	4	67,606	4	67,606	9	9	13.6
NG Dallas - California Crossing	Army Guard	Dallas	6	65,424	6	65,424	0	9	12.5
NG Dallas - Red Bird	Army Guard	Dallas	6	65,626	6	65,626	0	10	12.5
NG El Paso	Army Guard	El Paso	7	63,972	7	63,972	20	20	13.6
NG Fort Worth - Cobb Park	Army Guard	Fort Worth	5	37,727	5	37,727	0	12	7.2
NG Fort Worth - Shoreview	Army Guard	Fort Worth	12	72,414	12	72,414	0	83	21.6
NG Grand Prairie (DNAS)	Army Guard	Grand Prairie	17	125,983	19	224,094	0	145	53.6
NG Lubbock	Army Guard	Lubbock	6	148,440	6	148,440	0	25	27.2
NG Marshall	Army Guard	Marshall	5	28,334	5	28,334	0	13	5.0
NG Martindale - AASF	Army Guard	San Antonio	16	106,942	16	106,942	219	219	35.2
NG New Braunfels	Army Guard	New Braunfels	6	27,652	6	27,652	7	7	5.2
NG San Angelo - US 67	Army Guard	San Angelo	2	44,033	2	44,033	10	10	5.8
NG Waco	Army Guard	Waco	4	78,328	4	78,328	5	5	14.0
NG Weslaco	Army Guard	Weslaco	2	85,231	2	85,231	20	20	15.5
NG Wichita Falls	Army Guard	Wichita Falls	4	24,610	4	24,610	0	9	5.4
NG Wylie	Army Guard	Wylie	3	54,174	3	54,174	11	11	11.1
Northwest Houston	Army Guard	Houston	4	172,235	4	172,235	18	18	38.6
SHEFFIELD - CHALLENGE	Army Guard	Sheffield	0	0	6	50,642	0	24	7.5
* OTHER SITE(S) : 45			72	625,355	83	666,030	1,436	1,471	120.5
Texas Total:			354	3,600,979	373	3,790,407	13,465	13,889	824.4
Utah									
NG Blanding Armory	Army Guard	Blanding	2	19,329	2	19,329	28	28	5.0
NG Cedar City Armory/FMS 5	Army Guard	Cedar City	4	23,245	4	23,245	7	7	6.5
NG Draper Complex	Army Guard	Draper	14	381,349	14	381,349	42	42	89.9
NG E.J. Garn Armory/FMS	Army Guard	West Jordan	6	106,420	6	106,420	20	20	30.5
NG E.J. Garn Aviation Complex	Army Guard	West Jordan	9	123,734	9	123,734	0	40	44.9
NG Logan Armory/FMS 1A	Army Guard	Logan	2	27,418	2	27,418	5	5	12.9

* All Locations that do not meet criteria of at least five (5) Acres AND at least \$5M PRV.

**State/Territories Army National Guard
Base Structure Report - As of 30 Sept 2014**

SITE	COMPONENT	NAME NEAREST CITY	BUILDINGS				STATE OWNED ACRES	TOTAL ACRES	PRV (\$M)
			STATE OWNED		TOTAL				
			COUNT	SQFT	COUNT	SQFT			
NG Mount Pleasant Armory	Army Guard	Mount Pleasant	3	20,122	3	20,122	6	6	5.0
NG New SLC Readiness Center	Army Guard	Salt Lake City	3	62,266	3	62,266	23	23	16.0
NG Ogden Armory/FMS 1	Army Guard	Ogden	6	53,220	6	53,220	15	15	19.7
NG Orem Armory	Army Guard	Orem	2	78,748	2	78,748	0	6	17.9
NG Richfield Armory/FMS 5A	Army Guard	Richfield	4	24,947	4	24,947	5	5	7.2
NG Utah County South Armory/FMS 9	Army Guard	Spanish Fork	8	78,037	8	78,037	20	20	24.6
* OTHER SITE(S) : 27			41	225,090	48	235,054	45	1,445	69.4
Utah Total:			104	1,223,925	111	1,233,889	216	1,662	349.5
<u>Vermont</u>									
NG Campbell Armory	Army Guard	Montpelier	2	34,822	2	34,822	8	8	7.3
NG TS Camp Johnson	Army Guard	Colchester	38	209,168	38	209,168	64	64	56.0
NG Westminster TS	Army Guard	Westminster	8	47,754	8	47,754	52	52	11.1
* OTHER SITE(S) : 23			28	250,221	33	255,001	87	87	57.6
Vermont Total:			76	541,965	81	546,745	210	210	132.0
<u>Virgin Islands</u>									
NG Estate Nazareth Military Compound	Army Guard	Charlotte Amalie	6	53,047	6	53,047	18	18	13.6
* OTHER SITE(S) : 3			2	17,524	3	32,924	42	44	11.8
Virgin Islands Total:			8	70,571	9	85,971	60	62	25.4
<u>Virginia</u>									
NG Blackstone	Army Guard	Blackstone	3	31,710	3	31,710	7	7	6.2
NG Cedar Bluff	Army Guard	Cedar Bluff	3	29,419	3	29,419	10	10	6.3
NG Charlottesville	Army Guard	Charlottesville	2	28,661	2	28,661	10	10	5.7
NG Danville	Army Guard	Danville	3	50,472	3	50,472	15	15	10.5
NG Emporia	Army Guard	Emporia	2	27,696	2	27,696	8	8	5.7
NG Fredericksburg	Army Guard	Fredericksburg	2	58,041	2	58,041	7	7	12.6
NG Gate City	Army Guard	Gate City	2	43,954	2	43,954	5	5	8.9
NG Lynchburg	Army Guard	Lynchburg	3	34,523	3	34,523	28	28	7.0
NG Manassas	Army Guard	Manassas	1	34,400	1	34,400	6	6	6.3
NG Norfolk	Army Guard	Norfolk	2	56,627	2	56,627	19	19	12.6
NG Petersburg	Army Guard	Petersburg	2	31,833	2	31,833	10	10	6.6
NG Portsmouth	Army Guard	Portsmouth	3	30,644	3	30,644	10	10	7.7
NG Powhatan	Army Guard	Powhatan	1	30,113	1	30,113	10	10	6.1

* All Locations that do not meet criteria of at least five (5) Acres AND at least \$5M PRV.

**State/Territories Army National Guard
Base Structure Report - As of 30 Sept 2014**

SITE	COMPONENT	NAME NEAREST CITY	BUILDINGS				STATE OWNED ACRES	TOTAL ACRES	PRV (\$M)
			STATE OWNED		TOTAL				
			COUNT	SQFT	COUNT	SQFT			
NG Staunton	Army Guard	Staunton	1	45,560	1	45,560	5	5	8.5
NG Waller Depot	Army Guard	Richmond	7	52,790	7	52,790	6	6	9.8
NG Winchester	Army Guard	Winchester	4	64,529	4	64,529	0	10	12.2
* OTHER SITE(S) : 31			37	458,668	43	478,628	128	138	92.9
Virginia Total:			78	1,109,640	84	1,129,600	283	304	225.6
<u>Washington</u>									
NG Bremerton	Army Guard	Bremerton	7	87,912	7	87,912	81	81	23.2
NG Buckley	Army Guard	Buckley	1	27,092	1	27,092	10	10	7.0
NG Camp Murray	Army Guard	Lakewood	71	480,190	72	482,990	231	235	131.4
NG Centralia	Army Guard	Centralia	5	37,288	5	37,288	8	8	8.6
NG Ephrata	Army Guard	Ephrata	7	24,390	7	24,390	13	13	6.8
NG Grandview	Army Guard	Grandview	2	26,475	2	26,475	11	11	6.7
NG Montesano	Army Guard	Montesano	6	36,298	6	36,298	14	14	9.7
NG Moses Lake	Army Guard	Moses Lake	2	32,795	2	32,795	10	10	8.3
NG Port Orchard	Army Guard	Port Orchard	4	27,805	4	27,805	9	9	7.2
NG Seattle Pier 91	Army Guard	Seattle	9	92,214	9	92,214	25	25	25.6
NG Yakima Airport	Army Guard	Yakima	2	66,038	2	66,038	10	10	15.5
* OTHER SITE(S) : 19			31	246,813	37	264,087	38	38	60.8
Washington Total:			147	1,185,310	154	1,205,384	460	464	310.8
<u>West Virginia</u>									
CTC Camp Dawson-Kingwood	Army Guard	Kingwood	89	800,578	89	800,578	2,289	3,889	223.6
Elkins MD	Army Guard	Elkins	3	57,148	3	57,148	111	111	14.0
Fairmont MD	Army Guard	Fairmont	2	60,829	2	60,829	35	35	16.3
Jackson County	Army Guard	Millwood	5	81,494	5	81,494	312	312	22.3
Moorefield Readiness Center	Army Guard	Moorefield	1	57,600	1	57,600	41	41	15.4
Morgantown Readiness Center	Army Guard	Morgantown	1	58,520	1	58,520	47	47	16.8
NG Bluefield	Army Guard	Bluefield	4	41,710	4	41,710	28	28	10.2
NG Buckhannon	Army Guard	Buckhannon	13	72,055	13	72,055	18	18	17.1
NG Charleston	Army Guard	Charleston	9	156,580	9	156,580	55	55	61.8
NG Clarksburg	Army Guard	Clarksburg	1	32,735	1	32,735	10	10	8.5
NG Elkins	Army Guard	Elkins	1	21,371	1	21,371	8	8	7.0
NG FWAATS-Bridgeport	Army Guard	Bridgeport	1	35,568	2	47,618	0	21	13.7
NG Gassaway	Army Guard	Gassaway	3	35,019	3	35,019	6	6	7.6

* All Locations that do not meet criteria of at least five (5) Acres AND at least \$5M PRV.

**State/Territories Army National Guard
Base Structure Report - As of 30 Sept 2014**

SITE	COMPONENT	NAME NEAREST CITY	BUILDINGS				STATE OWNED ACRES	TOTAL ACRES	PRV (\$M)
			STATE OWNED		TOTAL				
			COUNT	SQFT	COUNT	SQFT			
NG Glen Jean MD Complex	Army Guard	Glen Jean	4	111,628	5	138,499	35	35	36.1
NG Huntington Barbour	Army Guard	Huntington	3	24,088	3	24,088	8	8	5.5
NG Huntington Tri-State	Army Guard	Kenova	7	96,424	7	96,424	0	41	22.2
NG Lewisburg Readiness Center	Army Guard	Maxwelton	1	45,803	1	45,803	22	22	11.4
NG Memorial Training Tunnel	Army Guard	Gallagher	2	9,780	2	9,780	22	22	22.1
NG Moundsville	Army Guard	Moundsville	4	38,442	4	38,442	6	6	9.2
NG Parkersburg	Army Guard	Parkersburg	3	41,337	3	41,337	9	9	11.1
NG Point Pleasant	Army Guard	Point Pleasant	6	68,877	6	68,877	16	16	14.9
NG Salem	Army Guard	Salem	1	27,781	1	27,781	13	13	6.1
NG St Albans	Army Guard	St. Albans	2	41,853	2	41,853	13	13	12.6
NG Summersville	Army Guard	Summersville	1	85,490	1	85,490	35	35	21.0
NG Welch	Army Guard	Welch	1	26,845	1	26,845	6	6	6.2
NG Wheeling	Army Guard	Wheeling	3	59,127	3	59,127	0	38	20.1
Williamstown	Army Guard	Williamstown	8	106,812	8	106,812	0	103	31.8
* OTHER SITE(S) : 15			14	141,516	21	153,851	81	81	36.9
West Virginia Total:			193	2,437,010	202	2,488,266	3,223	5,026	701.2

Wisconsin

Camp Williams Tomah MTA	Army Guard	Camp Douglas	49	477,884	49	477,884	114	114	114.6
Madison MD	Army Guard	Madison	3	190,687	3	190,687	36	36	49.9
NG Appleton	Army Guard	Appleton	3	52,040	3	52,040	13	13	11.7
NG Ashland	Army Guard	Ashland	2	30,221	2	30,221	9	9	5.6
NG Beloit	Army Guard	Beloit	2	43,824	2	43,824	13	13	9.1
NG Black River Falls	Army Guard	Black River Falls	3	34,784	3	34,784	10	10	7.9
NG Chippewa Falls	Army Guard	Chippewa Falls	2	52,782	2	52,782	14	14	11.7
NG Eau Claire	Army Guard	Eau Claire	4	64,278	4	64,278	9	9	15.6
NG Fort Atkinson	Army Guard	Fort Atkinson	3	29,152	3	29,152	6	6	6.4
NG Green Bay	Army Guard	Green Bay	3	25,127	3	25,127	12	12	6.0
NG Hayward	Army Guard	Hayward	4	33,241	4	33,241	6	6	6.4
NG Hayward OMS 12	Army Guard	Hayward	1	20,539	1	20,539	8	8	7.1
NG Kenosha OMS 6	Army Guard	Kenosha	3	57,323	3	57,323	14	14	14.6
NG Madison OMS 9	Army Guard	Madison	5	132,467	5	132,467	14	14	26.8
NG Madison TAGO/STARC	Army Guard	Madison	2	291,681	2	291,681	16	16	37.4
NG Marshfield	Army Guard	Marshfield	2	45,551	2	45,551	10	10	10.8
NG Medford	Army Guard	Medford	4	29,263	4	29,263	5	5	5.3

* All Locations that do not meet criteria of at least five (5) Acres AND at least \$5M PRV.

**State/Territories Army National Guard
Base Structure Report - As of 30 Sept 2014**

SITE	COMPONENT	NAME NEAREST CITY	BUILDINGS				STATE OWNED ACRES	TOTAL ACRES	PRV (\$M)
			STATE OWNED		TOTAL				
			COUNT	SQFT	COUNT	SQFT			
NG Milwaukee OMS 3	Army Guard	Milwaukee	6	174,786	6	174,786	10	10	42.1
NG New Richmond	Army Guard	New Richmond	2	27,953	2	27,953	19	19	6.2
NG Oconomowoc	Army Guard	Oconomowoc	2	36,380	2	36,380	5	5	9.0
NG Onalaska	Army Guard	Onalaska	3	59,515	3	59,515	15	15	12.7
NG Oshkosh & FMS	Army Guard	Oshkosh	3	54,494	3	54,494	35	35	14.2
NG Richland Center	Army Guard	Richland Center	2	24,136	2	24,136	8	8	5.9
NG Superior	Army Guard	Superior	4	46,868	4	46,868	7	7	7.9
NG Sussex OMS 5	Army Guard	Sussex	3	52,825	3	52,825	15	15	14.5
NG Tomah	Army Guard	Tomah	3	25,124	3	25,124	7	7	5.8
NG West Bend AASF 1 & Armory	Army Guard	West Bend	5	116,287	5	116,287	40	40	37.8
NG Whitewater OMS 8	Army Guard	Whitewater	4	56,907	4	56,907	10	10	15.8
NG WI Rapids OMS 14	Army Guard	Wisconsin Rapids	5	47,099	5	47,099	5	5	11.5
* OTHER SITE(S) : 43			84	814,399	84	814,399	267	268	181.3
Wisconsin Total:			221	3,147,617	221	3,147,617	751	752	711.5
Wyoming									
Laramie Complex	Army Guard	Laramie	2	38,072	2	38,072	0	50	11.5
MTCH Camp Guernsey	Army Guard	Guernsey	146	556,761	146	556,761	65,185	74,037	257.3
NG Casper	Army Guard	Casper	2	41,577	2	41,577	33	33	10.9
NG Cheyenne	Army Guard	Cheyenne	4	124,385	4	124,385	19	19	27.5
NG Cheyenne MAP	Army Guard	Cheyenne	3	48,644	3	48,644	34	34	10.2
NG Douglas	Army Guard	Douglas	1	23,015	1	23,015	8	8	5.4
NG Laramie	Army Guard	Laramie	3	32,371	3	32,371	11	11	8.0
NG Lovell	Army Guard	Lovell	3	27,049	3	27,049	5	5	5.8
NG Sheridan	Army Guard	Sheridan	2	25,697	2	25,697	9	9	6.6
NG Torrington	Army Guard	Torrington	2	55,931	2	55,931	5	5	10.5
* OTHER SITE(S) : 13			15	154,442	15	154,442	119	119	36.1
Wyoming Total:			183	1,127,944	183	1,127,944	65,428	74,329	389.8
US/US Territories Total:			13,402	109,895,569	13,736	111,521,891	607,326	1,197,970	29,494.4

* All Locations that do not meet criteria of at least five (5) Acres AND at least \$5M PRV.

STATE / COUNTRY	BASE NAME	ACTIVE DUTY					NATIONAL GUARD / RESERVE							CIVILIAN	ACTIVE DUTY, RESERVE AND CIVILIAN GRAND TOTAL
		ARMY	NAVY	MARINE CORPS	AIR FORCE	ACTIVE DUTY TOTAL	ARMY NATIONAL GUARD	ARMY RESERVE	NAVY RESERVE	MARINE CORPS RESERVE	AIR NATIONAL GUARD	AIR FORCE RESERVE	RESERVE TOTAL		
ALABAMA	ANNISTON ARMY DEPOT	8	0	0	0	8	0	288	0	0	0	0	288	3,452	3,748
ALABAMA	BIRMINGHAM MAP AGS	0	0	0	0	0	581	39	0	0	959	0	1,579	222	1,801
ALABAMA	BIRMINGHAM SUPPORT	0	0	0	0	0	0	0	0	0	0	0	0	1	1
ALABAMA	DO THAN AG	0	0	0	2	2	128	0	0	0	0	0	128	0	130
ALABAMA	ENDIST MOBILE AL	0	0	0	0	0	0	0	0	0	0	0	0	101	101
ALABAMA	FORT MCCLELLAN	46	0	0	0	46	472	53	0	0	0	0	525	36	607
ALABAMA	FORT RUCKER	3,673	4	0	126	3,803	379	180	0	0	0	0	559	3,288	7,650
ALABAMA	FT GEORGE WALLACE MONTGOMERY	0	0	0	0	0	0	0	0	0	0	0	0	346	346
ALABAMA	HALL AGS	29	0	0	0	29	0	0	0	0	177	0	177	15	221
ALABAMA	HAMILTON	0	0	0	0	0	0	0	0	0	0	0	0	19	19
ALABAMA	MARTIN ANGS	0	0	0	0	0	0	0	0	0	0	0	0	20	20
ALABAMA	MAXWELL AFB (INCL. GUNTER)	57	55	19	2,463	2,594	20	251	2	1	1,191	1,251	2,716	3,174	8,484
ALABAMA	MOBILE NAVSTA	0	0	15	0	15	0	76	0	223	0	0	299	0	314
ALABAMA	NAVMARCORESCEN MOBILE	0	3	0	0	3	118	0	0	0	0	0	118	7	128
ALABAMA	REDSTONE ARSENAL	600	6	13	2	621	67	489	0	117	0	0	673	15,460	16,754
ALABAMA	USCG DAUPHINE ISLAND	0	0	0	0	0	0	0	0	0	0	0	0	0	0
ALABAMA	WRIGHT USARC MOBILE	0	0	0	0	0	511	240	0	0	0	0	751	5	756
ALABAMA	OTHER	385	30	107	250	772	8,540	3,569	323	319	31	1	12,783	496	14,051
ALASKA	CAPE ROMANZO AFS	0	0	0	0	0	5	0	0	0	0	0	5	0	5
ALASKA	EIELSON AFB	0	0	0	1,825	1,825	198	0	0	0	614	4	816	600	3,241
ALASKA	ELMENDORF AFB	84	0	7	5,483	5,574	16	0	0	49	1,418	397	1,880	2,779	10,233
ALASKA	ENDIST ALASKA ANCHORAGE	0	0	0	0	0	0	0	0	0	0	0	0	23	23
ALASKA	FORT JONATHAN WAINWRIGHT	5,888	0	0	38	5,926	0	101	0	0	0	0	101	1,072	7,099
ALASKA	FORT RICHARDSON	5,905	1	0	1	5,907	1,068	306	71	0	30	0	1,475	1,729	9,111
ALASKA	KENAI ARPT	0	0	0	0	0	41	0	0	0	0	0	41	4	45
ALASKA	USCG ANCHORAGE	3	1	0	11	15	0	0	0	0	0	1	1	0	16
ALASKA	USCG JUNEAU	0	0	0	0	0	0	0	0	0	0	0	0	0	0
ALASKA	USCG KETCHIKAN	0	0	0	0	0	30	0	0	0	0	0	30	0	30
ALASKA	USCG KODIAK	0	38	0	0	38	23	0	0	0	0	0	23	0	61
ALASKA	USCG SITKA	0	0	0	0	0	2	0	0	0	0	0	2	0	2
ALASKA	USCG VALDEZ	0	0	0	0	0	4	0	0	0	0	0	4	0	4
ALASKA	OTHER	44	24	0	1	69	519	0	2	0	0	0	521	96	686
ARIZONA	COOLIDGE/FLORENCE ARPT	0	0	0	0	0	0	0	0	0	0	0	0	1	1
ARIZONA	DAVIS-MONTHAN AFB	50	2	0	5,997	6,049	0	0	0	0	184	926	1,110	2,172	9,331
ARIZONA	FORT HUACHUCA	4,037	6	77	21	4,141	0	139	0	6	0	0	145	3,208	7,494
ARIZONA	LUKE AFB	1	8	14	3,280	3,303	0	0	583	398	1	781	1,763	1,491	6,557
ARIZONA	NAVAJO ARMY DEPOT ACT	0	0	0	0	0	395	0	0	0	0	0	395	9	404
ARIZONA	PHOENIX AGS	0	0	0	0	0	0	50	0	0	861	0	911	393	1,304
ARIZONA	PHOENIX ARNG	3	0	0	0	3	1,705	473	0	0	46	0	2,224	491	2,718
ARIZONA	TUCSON IAP AGS	1	4	0	26	31	268	0	0	0	1,456	14	1,738	682	2,451
ARIZONA	WILLIAMS AFB	0	0	0	1	1	0	606	0	0	0	0	606	63	670
ARIZONA	YUMA MCAS	27	149	3,532	19	3,727	45	0	0	25	0	0	70	551	4,348
ARIZONA	YUMA PROVING GROUND	106	4	0	0	110	0	1	0	0	0	0	1	1,207	1,318
ARIZONA	OTHER	341	190	118	77	726	2,682	2,130	263	170	0	13	5,258	829	6,813
ARKANSAS	ENDIST LITTLE ROCK AR	5	0	0	0	5	0	0	0	0	0	0	0	864	869
ARKANSAS	FORT SMITH MAP AGS	28	0	0	2	30	0	0	0	0	904	0	904	216	1,150
ARKANSAS	HOT SPRINGS MEM FLD	0	0	0	1	1	0	0	0	0	0	0	0	0	1
ARKANSAS	IRA EAKER (BLYTHEVILLE) AFB	0	0	0	0	0	80	0	0	0	0	0	80	0	80
ARKANSAS	LITTLE ROCK AFB	37	6	121	4,679	4,843	0	118	0	10	882	596	1,606	1,177	7,626
ARKANSAS	MTA CAMP ROBINSON	1	1	11	0	13	1,830	973	183	180	50	0	3,216	457	3,686
ARKANSAS	PINE BLUFF ARSENAL	6	0	0	1	7	143	32	0	0	0	0	175	792	974
ARKANSAS	OTHER	43	0	0	12	55	5,333	1,045	1	0	0	0	6,379	225	6,659
CALIFORNIA	*29 PALMS MC AIR/GRD CMBT CTR	10	612	10,222	1	10,845	0	0	0	163	0	0	163	841	11,849
CALIFORNIA	AF PLANT 19	6	0	0	0	6	0	0	0	0	0	0	0	33	39
CALIFORNIA	ALAMEDA NAS	1	17	15	0	33	0	0	586	128	0	0	714	2	749
CALIFORNIA	BARSTOW MCLB	0	2	80	0	82	0	0	0	0	0	0	0	1,214	1,296
CALIFORNIA	BEALE AFB	2	0	0	4,626	4,628	0	0	0	0	199	824	1,023	1,000	6,651
CALIFORNIA	CAMP PARKS	30	0	0	0	30	184	1,446	0	20	0	0	1,650	89	1,769

STATE / COUNTRY	BASE NAME	ACTIVE DUTY					NATIONAL GUARD / RESERVE							CIVILIAN	ACTIVE DUTY, RESERVE AND CIVILIAN GRAND TOTAL
		ARMY	NAVY	MARINE CORPS	AIR FORCE	ACTIVE DUTY TOTAL	ARMY NATIONAL GUARD	ARMY RESERVE	NAVY RESERVE	MARINE CORPS RESERVE	AIR NATIONAL GUARD	AIR FORCE RESERVE	RESERVE TOTAL		
CALIFORNIA	CAMP PENDLETON	15	4,458	36,530	5	41,008	0	0	40	1,322	0	0	1,362	5,050	47,420
CALIFORNIA	CAMP ROBERTS	109	0	0	0	109	252	0	0	0	0	0	252	64	425
CALIFORNIA	CHINA LAKE NAVWEAPCEN	1	537	58	1	597	0	0	2	0	0	0	2	4,074	4,673
CALIFORNIA	CONCORD NAVWEAPSTA	0	3	0	0	3	0	396	0	0	0	0	396	74	473
CALIFORNIA	CORONADO NAV AMPHIB BASE	18	10,223	149	2	10,392	0	0	338	2	0	0	340	6,927	17,659
CALIFORNIA	COSTA MESA ANG STA	0	0	0	0	0	0	70	0	0	76	0	146	6	152
CALIFORNIA	DEF DISTRIBUTION CTR-SAN JOAQU	7	5	0	0	12	0	0	0	0	0	0	0	1,430	1,442
CALIFORNIA	DOD CENTER MONTEREY/FORT ORD	13	0	0	0	13	77	0	0	1	0	0	78	355	446
CALIFORNIA	EDWARDS AFB	4	2	71	1,915	1,992	73	0	0	0	73	0	146	4,141	6,279
CALIFORNIA	EL CENTRO NAF	0	196	0	1	197	109	0	0	0	0	0	109	203	509
CALIFORNIA	EL TORO MCAS	0	3	0	0	3	130	0	0	0	0	0	130	0	133
CALIFORNIA	ENDIST LOS ANGELES CA	0	0	0	0	0	0	0	0	0	0	0	0	1,055	1,055
CALIFORNIA	ENDIST SACRAMENTO CA	14	0	0	0	14	0	0	0	0	0	0	0	1,406	1,420
CALIFORNIA	ENDIST SAN FRANCISCO CA	0	0	0	0	0	0	0	0	0	0	0	0	299	299
CALIFORNIA	FLEET ASW TRNG CTR PACIFIC	0	1,299	1	0	1,300	0	0	85	0	0	0	85	213	1,598
CALIFORNIA	FORT HUNTER-LIGGETT	4	0	0	0	4	0	217	0	0	0	0	217	297	518
CALIFORNIA	FORT IRWIN	4,080	2	0	32	4,114	101	4	0	0	0	0	105	1,616	5,835
CALIFORNIA	FORT MACARTHUR	0	0	0	1	1	99	0	559	1	0	1	660	51	712
CALIFORNIA	FRESNO AIR TERM AGS	0	1	0	0	1	810	0	0	0	1,004	0	1,814	448	2,263
CALIFORNIA	GEORGE AFB (INCL. NORTON)	0	0	0	1	1	0	32	0	0	0	0	32	0	33
CALIFORNIA	HAMILTON FIELD	0	0	0	0	0	0	0	0	0	0	0	0	0	0
CALIFORNIA	LEMOORE NAS	8	3,288	57	4	3,357	0	0	356	147	0	0	503	1,046	4,906
CALIFORNIA	LOS ALAMITOS AFRC	22	0	0	0	22	1,233	1,032	1	0	0	0	2,266	39	2,327
CALIFORNIA	LOS ANGELES AFB	66	159	12	1,007	1,244	0	29	37	0	128	194	1,566	3,004	3,004
CALIFORNIA	MARCH AFB	0	14	9	221	244	488	1,363	427	0	940	3,691	6,909	1,004	8,157
CALIFORNIA	MARE ISLAND NAV SHIPYD	0	0	0	0	0	0	662	0	0	0	0	662	0	662
CALIFORNIA	MATHER AFB	0	0	0	0	0	147	0	0	0	0	0	147	0	147
CALIFORNIA	MCAS MIRAMAR	13	425	9,074	101	9,613	0	0	1,326	750	0	0	2,076	788	12,477
CALIFORNIA	MCCLELLAN AFB	0	0	0	26	26	0	0	0	0	0	0	0	428	454
CALIFORNIA	MOFFETT FIELD NAS/ANG	2	0	37	42	42	133	0	0	384	878	0	1,395	1,374	2,811
CALIFORNIA	N.HIGHLANDS AGS	0	0	0	0	0	0	0	0	0	118	0	118	29	147
CALIFORNIA	NAVAL HOSPITAL LONG BEACH	0	0	0	0	0	0	0	40	0	0	0	40	0	40
CALIFORNIA	NAVAL MEDICAL CTR SAN DIEGO	26	3,811	52	1	3,890	0	0	10	0	0	0	10	2,012	5,912
CALIFORNIA	NAVAL POSTGRADUATE SCH	7	808	0	10	825	0	0	23	0	0	0	23	1,681	2,529
CALIFORNIA	NAVAL STATION LONG BEACH	0	0	0	0	0	587	0	1	0	0	0	588	3	591
CALIFORNIA	NORTH ISLAND NAS	0	6,924	96	1	7,021	0	0	2,099	1	0	0	2,100	1,106	10,227
CALIFORNIA	NORTH ISLAND NV AVIATION DEPOT	0	0	0	0	0	0	0	0	0	0	0	0	2,378	2,378
CALIFORNIA	NORWALK DEF FUEL SPT PT	0	0	0	0	0	0	0	0	0	0	0	0	1	1
CALIFORNIA	OAKLAND USAR CENTER	0	0	0	0	0	0	0	0	0	0	0	0	19	19
CALIFORNIA	ONIZUKA AFB	2	0	0	9	11	0	0	0	0	0	2	2	168	181
CALIFORNIA	PORT HUENEME NCBC	5	1,180	19	111	1,315	0	164	1,099	130	0	0	1,393	3,617	6,325
CALIFORNIA	PRESIDIO OF MONTEREY	1,679	510	597	1,741	4,527	0	2	0	1	0	1	4	2,622	7,153
CALIFORNIA	PRESIDIO OF SAN FRANCISCO	0	0	0	0	0	0	0	0	0	0	0	0	26	26
CALIFORNIA	PT MUGU NAS	0	778	0	0	778	0	0	255	0	0	0	255	1,669	2,702
CALIFORNIA	SACRAMENTO ARMY DEPOT	285	0	0	0	285	0	0	0	0	0	0	0	0	285
CALIFORNIA	SAN DIEGO MC RECRUIT DEPOT	0	130	5,808	0	5,938	0	0	0	794	0	0	794	400	7,132
CALIFORNIA	SAN DIEGO NAVSTA	1	18,293	22	0	18,316	0	0	136	0	0	0	136	6,902	25,354
CALIFORNIA	SAN DIEGO NAVSUBBASE	0	1,716	44	0	1,760	0	0	20	0	0	0	20	4,429	6,209
CALIFORNIA	SAN DIEGO NSC	32	239	0	0	271	0	1	67	0	0	0	68	1,327	1,666
CALIFORNIA	SAN DIEGO NTC	0	5	0	0	5	0	0	0	0	0	0	0	0	5
CALIFORNIA	SAN PEDRO COAST GUARD	0	0	0	0	0	0	0	0	0	0	0	0	0	0
CALIFORNIA	SEAL BEACH NAVWEAPSTA	0	139	39	3	181	0	1	57	502	0	0	560	359	1,100
CALIFORNIA	SHARPE ARMY DEPOT	0	0	13	0	13	0	0	1	114	0	1	116	88	217
CALIFORNIA	SIERRA ARMY DEPOT	1	0	0	0	1	0	0	0	0	0	0	0	1,228	1,229
CALIFORNIA	TRAVIS AFB	23	184	0	6,140	6,347	9	0	0	0	1	3,079	3,089	2,369	11,805
CALIFORNIA	TREASURE ISLAND NAVSTA	0	0	0	0	0	0	0	0	0	0	0	0	0	0
CALIFORNIA	USCG TRACEN PETALUMA	0	1	0	1	2	113	0	0	0	0	0	113	0	115
CALIFORNIA	USMC MOUNTAIN WARFARE TRNG CT	0	27	195	0	222	0	0	0	0	0	0	0	16	238

STATE / COUNTRY	BASE NAME	ACTIVE DUTY					NATIONAL GUARD / RESERVE							CIVILIAN	ACTIVE DUTY, RESERVE AND CIVILIAN GRAND TOTAL	
		ARMY	NAVY	MARINE CORPS	AIR FORCE	ACTIVE DUTY TOTAL	ARMY NATIONAL GUARD	ARMY RESERVE	NAVY RESERVE	MARINE CORPS RESERVE	AIR NATIONAL GUARD	AIR FORCE RESERVE	RESERVE TOTAL			
CALIFORNIA	VANDENBERG AFB	19	22	4	2,606	2,651	68	2	0	0	0	130	201	401	1,533	4,585
CALIFORNIA	OTHER	1,078	13,757	702	332	15,869	11,039	10,501	1,154	1,719	1,223	20	25,656	5,159	46,684	
COLORADO	BUCKLEY AFB	297	289	81	1,561	2,228	767	0	662	457	1,168	396	3,450	1,108	6,786	
COLORADO	DFAS DENVER CENTER	0	0	0	0	0	0	0	0	0	0	0	0	140	140	
COLORADO	FITZSIMONS ARMY MED CTR	0	0	0	0	0	0	973	0	0	0	0	973	0	973	
COLORADO	FORT CARSON	26,593	13	11	177	26,794	632	2,535	499	99	0	1	3,766	4,827	35,387	
COLORADO	FORT COLLINS	6	0	0	8	14	0	0	0	0	0	0	0	78	92	
COLORADO	LAMAR COMMFAC ANNEX	0	0	0	0	0	0	0	0	0	0	0	0	26	26	
COLORADO	LOWRY AFB	0	0	0	58	58	217	0	0	0	116	0	333	88	479	
COLORADO	PETERSON AFB	340	178	37	3,338	3,893	610	211	8	0	66	1,796	2,691	3,817	10,401	
COLORADO	PUEBLO ARMY DEPOT ACT	3	0	0	0	3	0	0	0	0	0	0	0	381	384	
COLORADO	SCHRIEVER AFB	182	12	1	1,480	1,675	0	12	0	0	566	578	630	2,883		
COLORADO	USAF ACADEMY	0	10	1	2,031	2,042	0	0	0	0	124	124	1,915	4,081		
COLORADO	OTHER	406	167	104	209	886	2,314	1,464	30	0	308	17	4,133	1,288	6,307	
CONNECTICUT	BRADLEY IAP-AGS	0	0	0	1	1	333	0	0	0	947	0	1,280	385	1,666	
CONNECTICUT	COAST GUARD ACADEMY	0	0	0	0	0	0	0	0	0	0	0	0	0	0	
CONNECTICUT	FORT NATHAN HALE	0	0	12	0	12	256	0	200	88	0	0	544	0	556	
CONNECTICUT	NAV WPNS INDUS RSV PLANT	0	0	0	0	0	0	0	0	0	0	0	0	11	11	
CONNECTICUT	NEW LONDON NAVSUBBASE	9	4,987	0	0	4,996	568	0	53	0	0	0	621	1,470	7,087	
CONNECTICUT	ORANGE AGS	0	0	0	0	0	0	0	0	0	187	0	187	32	219	
CONNECTICUT	STRATFORD ADM	0	0	0	0	0	0	0	0	0	0	0	0	1	1	
CONNECTICUT	STRATFORD ARMY ENGINE PLANT	0	0	0	0	0	0	0	0	0	0	0	0	152	152	
CONNECTICUT	OTHER	94	837	15	27	973	2,468	1,288	97	170	36	4	4,063	924	5,960	
DELAWARE	DOVER AFB	14	18	0	3,323	3,355	366	11	0	0	1,180	1,643	3,200	1,629	8,184	
DELAWARE	LEWES NAVFAC	0	0	0	0	0	0	101	0	0	0	0	101	0	101	
DELAWARE	OTHER	37	1	11	7	56	1,242	428	103	175	0	1	1,949	130	2,135	
DISTRICT OF COLUMBIA	ARMY ATTACHE DEPT OF STATE	29	24	12	21	86	0	0	1	0	0	0	1	5	92	
DISTRICT OF COLUMBIA	DMA HYDRO/TOPOGRAPHIC CTR	0	0	0	0	0	0	0	0	0	0	0	0	69	69	
DISTRICT OF COLUMBIA	FORT LESLIE J MCNAIR	708	90	41	148	987	0	115	4	1	3	123	3,337	4,447		
DISTRICT OF COLUMBIA	JOINT BASE ANACOSTIA-BOLLING	5	1,199	42	1,097	2,343	280	30	91	408	41	74	924	4,771	8,038	
DISTRICT OF COLUMBIA	MARINE BARRACKS WASH D.C.	1	0	1,123	590	1,714	1,169	0	0	1	41	192	1,403	231	3,348	
DISTRICT OF COLUMBIA	WALTER REED ARMY MED CTR	287	1	0	4	292	0	34	0	0	0	0	34	560	886	
DISTRICT OF COLUMBIA	WASHINGTON NAVDIST HQ	450	2,505	161	2	3,118	0	79	69	8	0	1	157	11,939	15,214	
DISTRICT OF COLUMBIA	OTHER	146	347	54	15	562	0	19	38	0	1	0	58	27	647	
FLORIDA	BLOUNT ISLAND	0	13	112	0	125	0	2	3	192	0	0	197	0	322	
FLORIDA	CAMP BLANDING	9	0	0	4	13	1,085	207	0	0	208	0	1,500	54	1,567	
FLORIDA	CORRY STATION NTTC	266	1,951	190	0	2,407	0	132	180	1	0	0	313	268	2,988	
FLORIDA	EGLIN AFB	2,200	236	121	5,322	7,879	93	0	0	0	1	1,165	1,259	5,603	14,741	
FLORIDA	FORT MYERS	0	0	0	1	1	0	0	0	0	0	0	0	2	3	
FLORIDA	FRC SOUTHEAST JACKSONVILLE NAS	0	0	0	0	0	0	0	0	0	0	0	0	2,636	2,636	
FLORIDA	HOMESTEAD AFB	119	0	0	207	326	35	39	0	0	28	1,754	1,856	300	2,482	
FLORIDA	HQ STRICOM ORLANDO	54	0	0	0	54	0	1	0	0	0	0	1	1,448	1,503	
FLORIDA	HURLBURT FIELD	151	8	2	7,826	7,987	0	0	0	0	3	568	571	1,790	10,348	
FLORIDA	JACKSONVILLE AFS	8	0	0	5	13	0	0	0	0	1,018	0	1,018	303	1,334	
FLORIDA	JACKSONVILLE ENDIST	54	0	0	0	54	0	0	0	0	0	0	0	729	783	
FLORIDA	JACKSONVILLE NAS	0	5,695	84	0	5,779	0	417	2,329	3	0	0	2,749	6,074	14,602	
FLORIDA	KEY WEST COAST GUARD	0	0	0	0	0	0	0	0	0	0	0	0	0	0	
FLORIDA	KEY WEST NAS	64	594	8	45	711	0	1	50	0	1	0	52	421	1,184	
FLORIDA	MACDILL AFB	1,283	526	379	3,315	5,503	110	476	885	5	183	1,253	2,912	2,773	11,188	
FLORIDA	MAYPORT NAVSTA	3	5,492	1	0	5,496	0	0	140	0	0	0	140	1,080	6,716	
FLORIDA	MIAMI COAST GUARD	0	1	0	0	1	0	0	0	0	0	0	0	0	1	
FLORIDA	NAV COASTAL SYSTEMS CTR	27	465	14	0	506	0	0	0	2	0	0	2	1,643	2,151	
FLORIDA	NAV ED & TRN PGM MGMT SPT ACT	0	15	0	0	15	0	0	527	0	0	0	527	235	777	
FLORIDA	NAVAL HOSPITAL PENSACOLA	0	972	0	0	972	0	0	1	0	0	0	1	407	1,380	
FLORIDA	NAVAL TRAINING CTR ORLANDO	1	135	17	0	153	149	1,287	590	36	0	0	2,062	410	2,625	
FLORIDA	PATRICK AFB	41	21	5	1,352	1,419	157	1	0	0	88	1,369	1,615	2,398	5,432	
FLORIDA	PENSACOLA NAS	7	5,209	2,137	892	8,245	0	0	168	118	0	0	286	3,398	11,929	
FLORIDA	RICHMOND AFS	0	0	0	0	0	0	0	0	0	0	0	0	0	0	

STATE / COUNTRY	BASE NAME	ACTIVE DUTY					NATIONAL GUARD / RESERVE							CIVILIAN	ACTIVE DUTY, RESERVE AND CIVILIAN GRAND TOTAL
		ARMY	NAVY	MARINE CORPS	AIR FORCE	ACTIVE DUTY TOTAL	ARMY NATIONAL GUARD	ARMY RESERVE	NAVY RESERVE	MARINE CORPS RESERVE	AIR NATIONAL GUARD	AIR FORCE RESERVE	RESERVE TOTAL		
FLORIDA	SOUTHERN COMMAND	335	142	104	134	715	507	1,463	13	6	0	63	2,052	740	3,507
FLORIDA	TYNDALL AFB	20	3	1	3,514	3,538	0	0	0	0	432	245	677	1,345	5,560
FLORIDA	WHITING FIELD NAS	0	1,088	1	0	1,089	62	75	24	0	0	0	161	230	1,480
FLORIDA	OTHER	1,088	1,869	643	323	3,923	7,776	5,690	1,013	1,125	45	20	15,669	2,023	21,615
GEORGIA	ALBANY MCLB	3	30	296	0	329	0	0	1	136	0	0	137	2,512	2,978
GEORGIA	ATLANTA NAS	0	1	0	0	1	1,523	19	0	0	0	0	1,542	232	1,775
GEORGIA	DOBBINS ARB	0	15	27	5	47	546	59	1,149	192	109	1,727	3,782	630	4,459
GEORGIA	ENDIST SAVANNAH GEORGIA	0	0	0	0	0	0	0	0	0	0	0	0	36	36
GEORGIA	FORT BENNING	21,862	6	174	88	22,130	0	536	0	39	0	0	575	5,686	28,391
GEORGIA	FORT GILLEM	16	0	0	0	16	0	0	0	0	0	0	0	401	417
GEORGIA	FORT GORDON	9,081	1,400	119	991	11,591	312	1,036	27	5	44	0	1,424	4,092	17,107
GEORGIA	FORT MCPHERSON	0	0	0	0	0	0	46	0	0	0	0	46	15	61
GEORGIA	FORT STEWART	21,372	0	0	133	21,505	503	113	0	0	0	1	617	4,626	26,748
GEORGIA	FORT VALLEY	6	0	0	0	6	0	118	0	0	0	0	118	0	124
GEORGIA	KINGS BAY NAVSUBBASE	4	2,807	525	0	3,336	0	0	7	0	0	0	7	1,987	5,330
GEORGIA	MCCOLLUM AGS	0	0	0	0	0	357	0	0	0	0	0	357	0	357
GEORGIA	MOODY AFB	37	0	0	4,395	4,432	78	0	0	0	0	293	371	485	5,288
GEORGIA	NAVY RECRUITING AREA THREE	0	0	7	0	7	0	0	0	6	0	0	6	433	446
GEORGIA	NV SUPPLY CORPS SCHOOL	44	0	0	0	44	0	0	0	0	0	0	0	5	49
GEORGIA	ROBINS AFB	63	0	101	3,446	3,610	0	268	0	206	1,211	1,057	2,742	14,691	21,043
GEORGIA	SAVANNAH AFS	0	0	11	14	25	0	0	1	214	1,139	2	1,356	315	1,696
GEORGIA	STATESBORO BOMB SCORING SITE	0	0	0	1	1	0	0	0	0	0	0	0	1	2
GEORGIA	OTHER	722	870	121	109	1,822	7,786	5,522	299	301	295	17	14,220	2,856	18,898
HAWAII	BARBERS POINT NAS	2	7	986	0	995	0	0	1	0	0	0	1	12	1,008
HAWAII	CAMP H. M. SMITH	324	267	406	232	1,229	0	147	27	8	0	93	275	576	2,080
HAWAII	FORT SHAFTER	2,687	0	2	26	2,715	703	304	0	0	146	0	1,153	1,933	5,801
HAWAII	HICKAM AFB	477	38	21	4,939	5,475	68	11	20	0	2,035	489	2,623	2,160	10,258
HAWAII	KUMA DEF COMM CTR	0	0	0	1	1	0	0	0	0	0	0	0	7	8
HAWAII	MCBH KANEOHE BAY	0	1,320	6,291	0	7,611	0	0	76	55	0	0	131	605	8,347
HAWAII	NAVAL BASE PEARL HARBOR	164	8,338	36	120	8,658	0	52	1	0	0	105	158	4,118	12,934
HAWAII	NAVCAMS E. PACIFIC	0	606	0	0	606	0	0	0	0	0	0	0	528	1,134
HAWAII	PEARL HARBOR NAVAL SHIPYARD	0	0	0	0	0	0	0	519	0	0	0	519	4,526	5,045
HAWAII	SAND ISLAND COAST GUARD	0	0	0	0	0	0	1,605	0	0	0	0	1,605	0	1,605
HAWAII	SCHOFIELD BARRACKS	15,688	1,630	85	0	17,403	589	6	1	1	0	0	597	2,272	20,272
HAWAII	TRIPLER ARMY MEDICAL CENTER	2,091	2	0	2	2,095	0	196	0	0	0	0	196	2,308	4,599
HAWAII	OTHER	842	3,265	1	17	4,125	1,726	39	30	0	181	1	1,977	5,110	11,212
IDAHO	BOISE AIR TERM AGS	0	0	0	0	0	0	0	0	0	0	0	0	15	15
IDAHO	GOWEN FIELD	0	3	13	0	16	1,481	357	170	116	0	0	2,124	883	3,023
IDAHO	MOUNTAIN HOME AFB	4	0	0	3,225	3,229	61	0	0	0	140	19	220	709	4,158
IDAHO	NUC PWR TRNG UNIT IDAHO FALLS	0	21	0	0	21	0	60	9	0	0	0	69	7	97
IDAHO	OTHER	48	13	10	14	85	1,607	434	1	0	1,204	0	3,246	90	3,421
ILLINOIS	CHANUTE AFB	0	0	0	0	0	543	258	0	0	1,251	0	2,052	252	2,304
ILLINOIS	CHARLES MELVIN PRICE CTR	0	0	0	0	0	0	395	0	0	0	0	395	0	395
ILLINOIS	FORT SHERIDAN	37	0	8	0	45	184	1,578	0	149	0	0	1,911	22	1,978
ILLINOIS	JOLIET AAP/AFRC	0	0	8	0	8	0	0	0	85	0	0	85	0	93
ILLINOIS	NAVAL HOSPITAL GREAT LAKES	0	0	0	0	0	0	0	1	1	0	0	2	17	19
ILLINOIS	NAVAL STATION GREAT LAKES	51	13,837	141	5	14,034	0	0	1,880	559	0	0	2,439	2,699	19,172
ILLINOIS	OHARE IAP ARS	0	0	0	23	23	0	0	0	0	0	6	6	4	33
ILLINOIS	ROCK ISLAND ARSENAL	401	4	14	0	419	0	212	94	122	0	0	428	4,426	5,273
ILLINOIS	SAVANNA ARMY DEPOT ACT	0	0	0	0	0	0	0	0	0	0	0	0	128	128
ILLINOIS	SCOTT AFB	135	87	19	4,293	4,534	0	98	10	0	1,817	1,447	3,372	5,617	13,523
ILLINOIS	OTHER	417	66	133	63	679	9,320	3,836	178	419	0	2	13,755	1,534	15,968
INDIANA	CRANE NAVWEAPSUPPCEN	1	28	2	0	31	0	46	0	0	0	0	46	3,811	3,888
INDIANA	DFAS HEADQUARTERS	22	2	85	0	109	0	0	0	0	0	0	0	4,483	4,592
INDIANA	FORT BENJAMIN HARRISON	313	0	0	0	313	816	1,232	0	0	10	0	2,058	329	2,700
INDIANA	FORT WAYNE MAP AGS	0	0	0	0	0	111	321	0	0	983	0	1,415	289	1,704
INDIANA	GRISSOM AFB	0	0	12	2	14	62	171	1	114	0	1,555	1,903	523	2,440
INDIANA	HULMAN REG ARPT-AGS	5	0	9	0	14	0	0	1	162	866	0	1,029	132	1,175

STATE / COUNTRY	BASE NAME	ACTIVE DUTY					NATIONAL GUARD / RESERVE							CIVILIAN	ACTIVE DUTY, RESERVE AND CIVILIAN GRAND TOTAL	
		ARMY	NAVY	MARINE CORPS	AIR FORCE	ACTIVE DUTY TOTAL	ARMY NATIONAL GUARD	ARMY RESERVE	NAVY RESERVE	MARINE CORPS RESERVE	AIR NATIONAL GUARD	AIR FORCE RESERVE	RESERVE TOTAL			
INDIANA	JEFFERSON PROVING GROUND	0	0	0	0	0	93	0	0	0	0	10	0	103	0	103
INDIANA	OTHER	150	38	49	66	303	11,066	1,441	411	364	41	1	13,324	368	13,995	
IOWA	DES MOINES IAP-AGS	0	0	0	0	0	18	0	0	0	848	0	866	236	1,102	
IOWA	FORT DES MOINES	12	4	9	0	25	0	767	127	128	0	0	1,022	125	1,172	
IOWA	FORT DODGE	0	0	0	2	2	143	23	0	0	124	0	290	36	328	
IOWA	IOWA ARMY AMMO PLANT	1	0	0	0	1	100	80	0	0	0	0	180	31	212	
IOWA	OTHER	95	14	77	27	213	6,777	1,515	1	0	863	0	9,156	1,107	10,476	
KANSAS	*9TH MARINE CORPS DISTRICT	0	0	0	2	2	0	0	0	0	0	0	0	1	3	
KANSAS	FORBES FIELD AGS	0	0	5	0	5	682	0	1	0	927	0	1,610	276	1,891	
KANSAS	FORT LEAVENWORTH	4,230	62	42	155	4,489	271	56	3	2	0	8	340	2,954	7,783	
KANSAS	FORT RILEY	17,930	0	0	181	18,111	0	319	0	0	0	0	319	3,142	21,572	
KANSAS	KANSAS ARMY AMMO PLANT	0	0	0	0	0	0	68	0	0	0	0	68	0	68	
KANSAS	MCCONNELL AFB	25	0	12	2,795	2,832	0	630	130	89	1,350	683	2,882	1,221	6,935	
KANSAS	OTHER	73	19	5	25	122	4,189	1,684	0	107	44	3	6,027	802	6,951	
KENTUCKY	ENDIST LOUISVILLE KY	9	0	0	0	9	0	0	0	0	0	0	0	1,227	1,236	
KENTUCKY	FORT CAMPBELL	29,755	0	0	198	29,953	0	126	0	0	0	3	129	4,192	34,274	
KENTUCKY	FORT KNOX	5,414	0	11	12	5,437	0	2,181	0	120	0	0	2,301	7,145	14,883	
KENTUCKY	LEXINGTON BLUE GRASS DEPOT	29	0	0	0	29	689	340	0	0	0	0	1,029	901	1,959	
KENTUCKY	LOUISVILLE ARMY RES KY	0	0	0	0	0	0	353	0	0	0	0	353	54	407	
KENTUCKY	LOUISVILLE NWC	0	4	0	0	4	0	0	197	0	0	0	197	0	201	
KENTUCKY	STANDIFORD FIELD AGS	0	0	0	0	0	106	0	0	0	1,176	0	1,282	274	1,556	
KENTUCKY	OTHER	372	4	90	33	499	6,503	1,161	2	161	33	1	7,861	735	9,095	
LOUISIANA	BARKSDALE AFB	4	5	0	5,304	5,313	0	0	1	0	2	1,672	1,675	1,699	8,687	
LOUISIANA	ENGLAND AFB	0	0	0	2	2	238	178	0	0	0	0	416	26	444	
LOUISIANA	FORT POLK	7,561	0	0	78	7,639	88	21	0	0	0	0	109	2,017	9,765	
LOUISIANA	HAMMOND AGS	0	0	0	1	1	483	0	0	0	0	0	483	91	575	
LOUISIANA	NEW ORLEANS ENDIST	7	0	0	0	7	0	0	0	0	0	0	0	1,194	1,201	
LOUISIANA	NEW ORLEANS MIL OC. TERMINAL	5	0	0	0	5	0	658	0	0	0	0	658	2	665	
LOUISIANA	NEW ORLEANS NAS JRB	55	230	116	0	401	0	356	981	159	1,161	0	2,657	1,187	4,245	
LOUISIANA	NEW ORLEANS NSA	0	105	0	0	105	0	0	27	0	0	0	27	149	281	
LOUISIANA	SLIDELL RADAR SITE	0	0	0	0	0	0	2	0	0	0	0	2	37	39	
LOUISIANA	OTHER	155	42	591	41	829	8,745	1,064	231	3,628	303	1	13,972	660	15,461	
MAINE	AUGUSTA ARMORY GUARD	44	0	0	1	45	173	0	0	0	27	0	200	0	245	
MAINE	BANGOR ANG	0	2	0	2	4	509	39	108	0	897	0	1,553	365	1,922	
MAINE	BRUNSWICK NAS	12	17	10	0	39	0	0	1	146	0	0	147	302	488	
MAINE	LORING AFB	0	0	0	0	0	65	0	0	0	0	0	65	530	595	
MAINE	S. PORTLAND AGS	0	1	0	0	1	0	0	0	0	219	0	219	35	255	
MAINE	OTHER	8	20	3	6	37	1,379	463	8	0	0	0	1,850	437	2,324	
MARYLAND	ABERDEEN PROVING GROUND	1,028	4	1	18	1,051	634	398	6	0	0	0	1,038	11,321	13,410	
MARYLAND	ADELPHI LAB CENTER	7	0	0	3	10	79	98	0	0	0	0	177	1,821	2,008	
MARYLAND	ANDREWS AFB	0	101	25	4,277	4,403	50	0	2,611	34	2,713	1,573	6,981	3,370	14,754	
MARYLAND	ANNAPOLIS NS(INCL USNA)	47	1,048	95	10	1,200	110	0	3	0	0	0	113	2,015	3,328	
MARYLAND	BALTIMORE ENDIST/CIV PERSONNEL	13	0	0	0	13	0	0	0	0	0	0	0	989	1,002	
MARYLAND	CURTIS BAY COAST GUARD	0	0	0	0	0	0	650	0	0	0	0	650	0	650	
MARYLAND	FORT DETRICK	833	50	12	63	958	111	87	1	157	0	1	357	2,230	3,545	
MARYLAND	FORT GEORGE G. MEADE	4,065	2,423	708	2,919	10,115	2,886	2,498	11	2	583	244	6,224	8,233	24,572	
MARYLAND	FORT RITCHIE	0	0	0	5	5	159	0	0	0	0	0	159	0	164	
MARYLAND	INDIAN HEAD NAV ORD STA	147	139	440	11	737	0	0	2	0	0	0	2	1,948	2,687	
MARYLAND	NESEC ST. INGOES	0	18	0	0	18	0	0	0	0	0	0	0	0	18	
MARYLAND	NNMC BETHESDA	1,370	2,967	65	126	4,528	0	12	11	0	0	0	23	3,953	8,504	
MARYLAND	PATUXENT RIVER NAS	5	2,147	192	27	2,371	0	0	39	1	0	0	40	9,633	12,044	
MARYLAND	USARC CUMBERLAND	0	0	0	0	0	64	116	0	0	0	0	180	3	183	
MARYLAND	WHITE OAK NSWC DAHLGREN	301	161	0	13	475	0	3	0	0	0	0	3	403	881	
MARYLAND	OTHER	1,430	52	193	421	2,096	3,557	1,890	834	308	71	16	6,676	3,163	11,935	
MASSACHUSETTS	BARNES MAP AGS	34	0	0	1	35	146	0	0	0	999	0	1,145	362	1,542	
MASSACHUSETTS	CAMP EDWARDS - NG	0	3	0	0	3	148	0	0	0	0	0	148	0	151	
MASSACHUSETTS	ENDIST NEW ENGLAND CONCORD	2	0	0	0	2	0	0	0	0	0	0	0	514	516	
MASSACHUSETTS	FORT DEVENS	2	1	22	0	25	0	0	0	296	0	0	296	83	404	

STATE / COUNTRY	BASE NAME	ACTIVE DUTY					NATIONAL GUARD / RESERVE							CIVILIAN	ACTIVE DUTY, RESERVE AND CIVILIAN GRAND TOTAL
		ARMY	NAVY	MARINE CORPS	AIR FORCE	ACTIVE DUTY TOTAL	ARMY NATIONAL GUARD	ARMY RESERVE	NAVY RESERVE	MARINE CORPS RESERVE	AIR NATIONAL GUARD	AIR FORCE RESERVE	RESERVE TOTAL		
MASSACHUSETTS	HANSCOM AFB	3	0	0	818	821	463	22	0	0	0	62	547	2,448	3,816
MASSACHUSETTS	NAV WPNS INDUS RSV PLANT	0	0	1	0	1	0	0	0	0	0	0	0	53	54
MASSACHUSETTS	NAVMAR RESCEN WORCHESTER MA	0	0	0	0	0	393	223	0	0	0	0	616	21	637
MASSACHUSETTS	NAVPRO STRAT SYS PITTSFIELD	0	7	0	0	7	40	20	0	0	0	0	60	86	153
MASSACHUSETTS	OTIS AGB	0	0	0	0	0	642	0	0	0	1,071	0	1,713	406	2,119
MASSACHUSETTS	S. BOSTON USARC	28	0	0	0	28	0	153	0	0	0	0	153	62	243
MASSACHUSETTS	SOUTH WEYMOUTH NAS	7	228	1	0	236	0	1	31	0	0	0	32	48	316
MASSACHUSETTS	USA NATICK RSCH & DEV CTR	87	0	0	1	88	0	2	0	0	0	0	2	1,198	1,288
MASSACHUSETTS	WESTOVER ARB AFB	3	18	116	31	168	6	486	3	309	0	2,498	3,302	376	3,846
MASSACHUSETTS	OTHER	156	130	48	232	566	4,419	2,394	310	213	159	6	7,501	1,021	9,088
MICHIGAN	BATTLE CREEK FEDERAL CENTER	23	0	0	0	23	0	0	0	0	0	0	0	1,205	1,228
MICHIGAN	BAYSHORE BOMB SCORING SITE	0	0	0	0	0	37	0	0	0	0	0	37	0	37
MICHIGAN	DETROIT ARSENAL	171	0	0	0	171	0	27	0	0	0	0	27	5,594	5,792
MICHIGAN	ENDIST DETROIT	0	0	0	0	0	0	0	0	0	0	0	0	396	396
MICHIGAN	FORT CUSTER TRNG CTR	0	2	0	0	2	558	331	253	0	0	0	1,142	1	1,145
MICHIGAN	K.I.SAWYER AFB	0	0	0	1	1	0	0	0	0	0	0	0	0	1
MICHIGAN	MICHIGAN ARMY MISSILE PLANT	0	0	0	0	0	0	0	0	0	0	0	0	150	150
MICHIGAN	NAVAL AIR FACILITY DETROIT	0	17	35	0	52	0	0	508	323	0	0	831	123	1,006
MICHIGAN	SELFRIDGE ANG BASE	52	0	0	0	52	27	0	0	0	1,470	0	1,497	1,381	2,930
MICHIGAN	W.K.KELLOGG REG ARPT AGS	0	0	19	2	21	0	0	1	312	802	1	1,116	156	1,293
MICHIGAN	OTHER	303	207	182	89	781	7,365	2,960	178	405	123	0	11,031	539	12,351
MINNESOTA	CAMP RIPLEY	0	0	0	0	0	1,025	0	0	0	0	0	1,025	316	1,341
MINNESOTA	DULUTH AGS	0	0	0	0	0	469	0	0	0	1,020	0	1,489	287	1,776
MINNESOTA	FORT SNELLING	17	118	108	4	247	19	1,248	33	198	1,208	1,415	4,121	360	4,728
MINNESOTA	MINN/ST PAUL IAP ARS	0	10	21	0	31	0	0	578	270	0	1	849	500	1,380
MINNESOTA	NAVY ASTRONAUTICS GROUP	0	0	0	0	0	548	0	0	0	0	0	548	29	577
MINNESOTA	TWIN CITIES ARMY AMMO PLANT	0	0	0	0	0	592	0	0	0	0	0	592	55	647
MINNESOTA	OTHER	151	23	5	32	211	8,380	1,831	0	0	31	1	10,243	993	11,447
MISSISSIPPI	ALLEN C THOMPSON FIELD-AGS	4	0	0	7	11	0	0	0	0	1,205	0	1,205	319	1,535
MISSISSIPPI	CAMP MCCAIN-NG	0	0	0	0	0	15	0	0	0	0	0	15	85	100
MISSISSIPPI	CAMP SHELBY	295	0	0	10	305	657	348	0	0	0	0	1,005	383	1,693
MISSISSIPPI	COLUMBUS AFB	0	0	0	1,346	1,346	0	0	0	0	0	101	101	676	2,123
MISSISSIPPI	GULFPORT NCBC	0	1,220	20	0	1,240	289	73	397	59	0	0	818	935	2,993
MISSISSIPPI	KEESLER AFB	3	252	155	4,415	4,825	0	0	4	4	2	1,460	1,470	1,863	8,158
MISSISSIPPI	KEY FIELD AGS	0	0	0	0	0	164	0	0	0	1,067	0	1,231	238	1,469
MISSISSIPPI	MERIDIAN NAS	1	707	159	1	868	0	0	203	7	0	0	210	467	1,545
MISSISSIPPI	MISSISSIPPI ARMY AMMO PLANT	0	0	0	0	0	100	0	0	0	0	0	100	1	101
MISSISSIPPI	PASCAGOULA NAVSTA	0	555	2	1	558	105	0	2	0	0	0	107	1,523	2,188
MISSISSIPPI	VICKSBURG ENDIST	18	0	0	0	18	0	245	0	0	0	0	245	3,061	3,324
MISSISSIPPI	OTHER	77	22	10	13	122	8,591	1,285	13	0	312	0	10,201	812	11,135
MISSOURI	AF PLANT 65	0	0	0	0	0	25	0	0	0	0	0	25	29	54
MISSOURI	DFAS KANSAS CITY CENTER	0	0	0	0	0	0	0	0	0	0	0	0	13	13
MISSOURI	FORT LEONARD WOOD	8,490	92	860	213	9,655	329	352	2	180	14	0	877	3,881	14,413
MISSOURI	JEFFERSON BARRACKS AGS	0	0	0	0	0	0	0	0	0	0	0	0	1	1
MISSOURI	KANSAS CITY ENDIST	5	0	0	0	5	0	0	0	0	0	0	0	875	880
MISSOURI	LAKE CITY ARMY AMMO PLANT	2	0	0	0	2	0	0	0	0	0	0	0	34	36
MISSOURI	LAMBERT ST LOUIS IAP AGS	0	0	0	0	0	0	0	0	0	10	0	10	0	10
MISSOURI	MCSA KANSAS CITY MO	0	0	27	0	27	0	628	0	437	0	0	1,065	63	1,155
MISSOURI	NAVRESCEN ST LOUIS MO	0	177	101	15	293	354	0	657	222	0	0	1,233	205	1,731
MISSOURI	RICHARDS-GEBAUR ARS	0	0	0	2	2	0	0	0	0	0	0	0	0	2
MISSOURI	ROSECRANS MEM ARPT-AGS	0	0	0	14	14	0	0	0	0	1,050	10	1,060	265	1,339
MISSOURI	ST LOUIS AFS	1	0	0	0	1	0	0	0	0	0	0	0	0	1
MISSOURI	ST LOUIS ARMY RESERVE	4	0	2	0	6	0	0	0	0	0	0	0	0	6
MISSOURI	ST LOUIS COAST GUARD	35	0	0	0	35	0	0	0	0	0	0	0	0	35
MISSOURI	ST LOUIS ENDIST	4	0	0	18	22	0	0	0	0	0	3	3	771	796
MISSOURI	ST LOUIS FEDERAL CENTER	0	0	0	0	0	351	409	0	0	0	0	760	184	944
MISSOURI	WHITEMAN AFB	3	0	0	3,654	3,657	509	0	0	0	718	1,091	2,318	1,183	7,158
MISSOURI	OTHER	204	42	110	54	410	7,869	3,296	399	168	514	1	12,247	1,314	13,971

STATE / COUNTRY	BASE NAME	ACTIVE DUTY					NATIONAL GUARD / RESERVE							CIVILIAN	ACTIVE DUTY, RESERVE AND CIVILIAN GRAND TOTAL	
		ARMY	NAVY	MARINE CORPS	AIR FORCE	ACTIVE DUTY TOTAL	ARMY NATIONAL GUARD	ARMY RESERVE	NAVY RESERVE	MARINE CORPS RESERVE	AIR NATIONAL GUARD	AIR FORCE RESERVE	RESERVE TOTAL			
MONTANA	FORT MISSOULA USARC	0	0	0	0	0	0	0	0	0	0	0	0	0	11	11
MONTANA	FORT WILLIAM H. HARRISON	2	0	0	0	2	589	254	56	0	23	0	922	356	1,280	1,280
MONTANA	MALMSTROM AFB	0	0	0	3,153	3,153	50	0	0	0	136	28	214	1,018	4,385	4,385
MONTANA	OTHER	53	3	10	15	81	2,051	517	56	53	854	0	3,531	57	3,669	3,669
NEBRASKA	CORNHUSKER ARMY AMMO PLANT	0	0	0	1	1	227	0	0	0	0	0	227	37	265	265
NEBRASKA	ENDIST OMAHA NE	12	0	0	20	32	0	0	0	0	0	0	1,292	1,324	1,324	1,324
NEBRASKA	LINCOLN MAP AGS	0	0	0	0	0	871	0	0	0	913	0	1,784	533	2,317	2,317
NEBRASKA	MEAD FAC NG	0	0	0	0	0	154	0	0	0	0	0	154	20	174	174
NEBRASKA	OFFUTT AFB	104	392	35	5,271	5,802	156	90	329	0	80	222	877	3,024	9,703	9,703
NEBRASKA	USCG ELIZABETH CITY NC	3	1	0	0	4	27	0	0	0	0	0	27	0	31	31
NEBRASKA	OTHER	61	9	15	25	110	2,112	1,284	1	167	1	0	3,565	62	3,737	3,737
NEVADA	FALLON NAS	1	796	0	2	799	86	0	39	0	0	0	125	604	1,528	1,528
NEVADA	HAWTHORNE ARMY AMMO PLANT	1	0	0	0	1	0	0	0	0	0	0	0	28	29	29
NEVADA	NELLIS AFB	104	2	0	9,709	9,815	0	37	0	0	62	1,036	1,135	1,418	12,368	12,368
NEVADA	OTHER	93	6	27	23	149	3,029	1,703	352	217	1,056	2	6,359	1,468	7,976	7,976
NEW HAMPSHIRE	ARMY COLD REGIONS RSCH LAB	1	0	0	1	2	0	0	0	0	0	0	0	187	189	189
NEW HAMPSHIRE	NEW BOSTON AFS	0	0	0	0	0	0	0	1	0	0	0	1	28	29	29
NEW HAMPSHIRE	PEASE AGB	0	0	0	130	130	0	0	0	0	1,096	0	1,096	262	1,488	1,488
NEW HAMPSHIRE	PORTSMOUTH NAV SHIPYD	2	554	80	0	636	65	42	7	0	0	0	114	5,328	6,078	6,078
NEW HAMPSHIRE	STATE MIL. RESERVATION	2	0	0	0	2	459	0	0	0	32	0	491	216	709	709
NEW HAMPSHIRE	OTHER	45	28	8	23	104	1,204	803	249	185	0	1	2,442	190	2,736	2,736
NEW JERSEY	EARLE NAVWEAPSTA	1	157	97	0	255	0	0	197	0	0	0	197	245	697	697
NEW JERSEY	FORT DIX	455	7	221	253	936	434	2,183	842	548	0	8	4,015	2,273	7,224	7,224
NEW JERSEY	FORT MONMOUTH	36	0	18	0	54	0	47	1	177	0	0	225	9	288	288
NEW JERSEY	LAKEHURST NAV AIR ENGR CTR	13	242	0	0	255	509	46	0	131	0	0	686	1,696	2,637	2,637
NEW JERSEY	MCGUIRE AFB	6	3	0	4,212	4,221	0	107	216	0	2,463	2,534	5,320	1,979	11,520	11,520
NEW JERSEY	PICATTINNY ARSENAL	117	3	11	2	133	169	115	1	191	0	0	476	4,341	4,950	4,950
NEW JERSEY	OTHER	130	45	5	56	236	4,987	1,265	1	0	10	7	6,270	1,151	7,657	7,657
NEW MEXICO	CANNON AFB	1	0	0	4,653	4,654	73	0	0	0	0	33	106	729	5,489	5,489
NEW MEXICO	DEF NUCLEAR AGCY	0	0	0	2	2	0	0	0	0	0	0	0	0	2	2
NEW MEXICO	ENDIST ALBUQUERQUE NM	5	0	0	0	5	0	0	0	0	0	0	0	228	233	233
NEW MEXICO	HOLLOMAN AFB	4	0	0	3,389	3,393	0	0	0	0	1	78	79	1,114	4,586	4,586
NEW MEXICO	KIRTLAND AFB	98	35	11	3,105	3,249	0	400	199	117	923	116	1,755	3,183	8,187	8,187
NEW MEXICO	WHITE SANDS MISSILE RANGE	514	24	0	116	654	0	0	0	0	0	2	2	1,674	2,330	2,330
NEW MEXICO	OTHER	68	8	69	27	172	2,707	410	1	68	0	3,187	331	3,690	3,690	3,690
NEW YORK	*1ST MARINE CORPS DISTRICT	0	146	205	0	351	0	3	34	382	0	0	419	223	993	993
NEW YORK	ENDIST BUFFALO NY	3	0	0	0	3	0	0	0	0	0	0	0	345	348	348
NEW YORK	ENDIST NEW YORK NY	10	0	0	0	10	0	17	0	0	0	0	17	139	166	166
NEW YORK	FORT DRUM	16,882	0	0	132	17,014	119	272	0	0	23	1	415	2,635	20,064	20,064
NEW YORK	FORT HAMILTON	171	1	1	3	176	633	2,432	0	0	0	0	3,065	572	3,813	3,813
NEW YORK	GRIFFISS NOAD ANG	0	2	0	48	50	0	0	0	0	363	5	368	1,602	2,020	2,020
NEW YORK	HANCOCK FIELD AGS	6	4	15	1	26	425	262	218	137	1,064	0	2,106	496	2,628	2,628
NEW YORK	LATHAM COMPLEX (ST HQS)	1	0	0	0	1	831	0	0	0	0	0	831	272	1,104	1,104
NEW YORK	LOCKPORT AFS	0	0	0	0	0	74	0	0	0	0	0	74	0	74	74
NEW YORK	MONTAUK	0	0	0	0	0	0	0	0	0	0	0	0	0	0	0
NEW YORK	NAVAL STATION BROOKLYN NY	0	1	0	0	1	0	0	0	0	0	0	0	14	15	15
NEW YORK	NAVAL STATION STATEN ISLAND	0	1	0	0	1	0	775	0	0	0	0	775	16	792	792
NEW YORK	NIAGARA FALLS IAP-ARS	6	1	0	2	9	134	377	0	0	624	1,369	2,504	556	3,069	3,069
NEW YORK	PFC ROBERT J. MANVILLE USARC	1	4	0	0	5	37	0	0	0	0	0	37	0	42	42
NEW YORK	PLATTSBURGH AFB	0	35	0	2	37	0	64	1	0	0	0	65	30	132	132
NEW YORK	SCHENECTADY ARPT-AGS	0	11	0	1	12	376	0	0	0	1,178	0	1,554	242	1,808	1,808
NEW YORK	SCOTIA NAVAL ADM BALLSTON	0	1,709	4	15	1,728	0	0	190	0	0	8	198	300	2,226	2,226
NEW YORK	STEWART NEWBURGH USARC	1	0	240	8	249	283	192	0	471	1,272	0	2,218	275	2,742	2,742
NEW YORK	SUFFOLK CTY ARPT-AGS	0	0	0	0	0	0	0	0	0	1,036	0	1,036	209	1,245	1,245
NEW YORK	US MISSIONS-UNITED NATIONS	0	0	0	0	0	0	0	0	0	0	0	0	32	32	32
NEW YORK	USCG NIAGARA NY	0	0	0	0	0	0	0	0	0	0	0	0	0	0	0
NEW YORK	WATERVLIET ARSENAL	36	0	70	0	106	160	0	0	0	0	0	160	799	1,065	1,065
NEW YORK	WEST POINT MILRES	1,531	0	1	9	1,541	0	24	0	0	0	0	24	3,313	4,878	4,878

STATE / COUNTRY	BASE NAME	ACTIVE DUTY					NATIONAL GUARD / RESERVE							CIVILIAN	ACTIVE DUTY, RESERVE AND CIVILIAN GRAND TOTAL
		ARMY	NAVY	MARINE CORPS	AIR FORCE	ACTIVE DUTY TOTAL	ARMY NATIONAL GUARD	ARMY RESERVE	NAVY RESERVE	MARINE CORPS RESERVE	AIR NATIONAL GUARD	AIR FORCE RESERVE	RESERVE TOTAL		
NEW YORK	OTHER	603	108	188	112	1,011	7,452	3,936	1,448	1,053	0	4	13,893	823	15,727
NORTH CAROLINA	BADIN AGS	0	0	0	0	0	0	0	0	0	0	0	0	3	3
NORTH CAROLINA	CAMP LEJEUNE MCB	19	3,661	35,056	1	38,737	0	0	52	835	0	0	887	6,089	45,713
NORTH CAROLINA	CHARLOTTE/DOUGLAS IAP AGS	0	0	0	0	0	413	0	0	0	1,176	0	1,589	354	1,943
NORTH CAROLINA	CHERRY POINT MCAS	0	0	8,063	3	8,066	0	0	0	11	0	0	11	1,186	9,263
NORTH CAROLINA	CHERRY POINT NAVAL AVIATION DE	0	430	0	0	430	0	0	0	0	0	0	0	3,959	4,389
NORTH CAROLINA	FORSYTH MEM HOSP	32	0	0	0	32	363	0	0	0	0	0	363	15	410
NORTH CAROLINA	FORT BRAGG	46,056	285	6	330	46,677	1,439	2,833	16	0	0	5	4,293	11,834	62,804
NORTH CAROLINA	NEW RIVER MCAS	0	40	7,214	19	7,273	133	0	0	5	0	1	139	159	7,571
NORTH CAROLINA	POPE AFB	2	0	0	1,739	1,741	0	0	0	0	1	1,235	1,236	383	3,360
NORTH CAROLINA	SEYMOUR JOHNSON AFB	2	0	0	4,257	4,259	192	0	0	0	2	1,420	1,614	966	6,839
NORTH CAROLINA	SUNNYPOINT MIL OCEAN TERM	0	0	0	0	0	0	18	0	0	0	0	18	246	264
NORTH CAROLINA	TARHEEL ARMY MISSILE PLANT	0	0	0	1	1	0	0	0	0	0	0	0	0	1
NORTH CAROLINA	USARC OAK RIDGE	0	0	0	0	0	0	0	0	0	0	0	0	1	1
NORTH CAROLINA	WADESBORO AGS	0	0	0	0	0	88	0	0	0	0	0	88	0	88
NORTH CAROLINA	OTHER	419	268	165	140	992	8,537	4,176	1,018	602	360	6	14,699	1,549	17,240
NORTH DAKOTA	FARGO/HECTOR FIELD	5	0	3	6	14	501	144	78	0	828	0	1,551	293	1,858
NORTH DAKOTA	GRAND FORKS AFB	0	0	0	1,574	1,574	309	0	0	0	0	11	320	544	2,438
NORTH DAKOTA	MINOT AFB	6	0	0	5,272	5,278	0	0	0	0	119	10	129	1,149	6,556
NORTH DAKOTA	OTHER	7	8	4	5	24	2,383	133	1	60	22	0	2,599	103	2,726
OHIO	AF PLANT 27	0	0	0	0	0	0	0	0	0	0	0	0	3	3
OHIO	BROOKLYN USARC	0	0	66	3	69	0	0	0	0	0	0	0	4	73
OHIO	COLUMBUS DEF DEPOT	121	23	0	0	144	0	34	2	0	0	0	36	124	304
OHIO	COLUMBUS-BEIGHTLER (TAG)	1	0	0	0	1	588	0	0	0	0	0	588	418	1,007
OHIO	DFAS CLEVELAND CENTER	0	0	0	0	0	0	0	0	0	0	0	0	2,253	2,253
OHIO	DFAS COLUMBUS CENTER	0	168	4	0	172	898	1,423	38	0	0	0	2,359	5,734	8,265
OHIO	ELECTRONICS CTR - DAYTON	0	0	0	0	0	0	0	0	0	0	0	0	32	32
OHIO	LIMA ARMY TANK CTR	0	0	0	0	0	118	164	0	0	0	0	282	45	327
OHIO	MANSFIELD LAHM AIRPORT ANG	0	0	0	0	0	186	34	0	0	1,130	0	1,350	278	1,628
OHIO	NAVMAR RESCEN YOUNGSTOWN OH	0	2	6	0	8	0	0	58	79	0	0	137	2	147
OHIO	NAVY FINANCE CENTER	38	14	16	0	68	0	28	0	0	0	0	28	0	96
OHIO	NAVY RECRUITING AREA4 COLUMBU	0	0	2	0	2	0	0	0	0	0	0	0	24	26
OHIO	NEWARK AFS	0	0	0	0	0	249	0	0	0	0	0	249	0	249
OHIO	PORT CLINTON IND PARK	0	0	0	0	0	37	0	0	0	160	0	197	36	233
OHIO	RAVENNA ARMY AMMO PLANT	0	0	0	0	0	0	0	0	0	0	0	0	2	2
OHIO	RICKENBACKER IAP	0	3	8	0	11	693	269	482	160	1,139	0	2,743	285	3,039
OHIO	SP FLD-BECKLEY MAP AGS	12	0	0	3	15	0	0	0	0	1,046	0	1,046	397	1,448
OHIO	TOLEDO EXPRESS ARPT-AGS	0	0	0	0	0	0	0	0	0	1,045	0	1,045	320	1,365
OHIO	WRIGHT-PATTERSON AFB	13	19	16	5,366	5,414	595	61	1	161	2	2,338	3,158	13,956	22,528
OHIO	YOUNGSTOWN MAP ARS	0	0	0	2	2	0	0	0	0	0	1,378	1,378	370	1,750
OHIO	ZANESVILLE AGS	0	0	0	0	0	0	0	0	0	109	0	109	12	121
OHIO	OTHER	292	41	77	116	526	7,942	3,738	696	642	214	17	13,249	1,106	14,881
OKLAHOMA	ALTUS AFB	0	0	0	1,265	1,265	95	0	0	0	0	54	149	851	2,265
OKLAHOMA	ENDIST TULSA OK	3	0	0	0	3	0	0	0	0	0	0	0	723	726
OKLAHOMA	FORT SILL	10,767	0	259	4	11,030	615	508	0	32	24	0	1,179	2,879	15,088
OKLAHOMA	MCALESTER ARMY AMMO PLANT	1	0	1	0	2	199	0	0	0	0	0	199	1,437	1,638
OKLAHOMA	TINKER AFB	17	1,268	87	4,447	5,819	62	0	333	142	1,118	1,557	3,212	15,887	24,918
OKLAHOMA	TULSA INTERNATIONAL AIRPORT	0	0	0	0	0	0	0	0	0	1,119	0	1,119	318	1,437
OKLAHOMA	VANCE AFB	0	15	0	1,225	1,240	157	38	0	0	0	88	283	320	1,843
OKLAHOMA	OTHER	188	14	22	56	280	5,774	1,711	181	209	33	28	7,936	227	8,443
OREGON	COOS HEAD NAVFAC	0	0	0	0	0	102	0	0	0	0	0	102	0	102
OREGON	PORTLAND IAP AGS	0	111	0	0	111	83	0	22	0	1,184	112	1,401	1,188	2,700
OREGON	SALEM ARMORY	0	0	0	0	0	17	0	0	0	0	0	17	0	17
OREGON	UMATILLA DEPOT	1	0	0	0	1	148	0	0	0	0	0	148	3	152
OREGON	OTHER	101	48	109	44	302	5,791	645	455	339	1,090	2	8,322	1,545	10,169
PENNSYLVANIA	CARLISLE BARRACKS	456	20	18	35	529	800	54	1	1	0	0	856	906	2,291
PENNSYLVANIA	CHARLES KELLY SPT FACILITY	16	0	0	0	16	0	0	0	0	0	0	0	31	47
PENNSYLVANIA	DEFENSE DIST DEPOT SUSQUEHANNA	110	8	142	25	285	0	334	0	21	0	4	359	2,922	3,566

STATE / COUNTRY	BASE NAME	ACTIVE DUTY					NATIONAL GUARD / RESERVE							CIVILIAN	ACTIVE DUTY, RESERVE AND CIVILIAN GRAND TOTAL
		ARMY	NAVY	MARINE CORPS	AIR FORCE	ACTIVE DUTY TOTAL	ARMY NATIONAL GUARD	ARMY RESERVE	NAVY RESERVE	MARINE CORPS RESERVE	AIR NATIONAL GUARD	AIR FORCE RESERVE	RESERVE TOTAL		
PENNSYLVANIA	DEFENSE SUPPLY CTR PHILA	59	220	9	0	288	0	20	33	2	0	0	55	4,243	4,586
PENNSYLVANIA	GR. PITTS IAP-AGS	25	0	0	0	25	0	883	0	0	1,241	1,279	3,403	822	4,250
PENNSYLVANIA	HARRISBURG OLMSTED IAP-AGS	0	0	0	1	1	0	0	0	0	1,142	0	1,142	309	1,452
PENNSYLVANIA	LETTERKENNY ARMY DEPOT	4	0	0	1	5	107	475	0	0	0	0	582	2,004	2,591
PENNSYLVANIA	NAV SHIPS PARTS CTRL CTR ICP	3	130	10	16	159	0	126	6	0	0	0	132	2,916	3,207
PENNSYLVANIA	NAVAL BASE PHILADELPHIA	0	4	0	0	4	0	0	0	0	0	0	0	2,243	2,247
PENNSYLVANIA	PERSONNEL CTR - PHILA	0	0	1	11	12	0	0	0	0	0	4	4	3	19
PENNSYLVANIA	PITTSBURGH MEPS / ENDIST	17	165	75	0	257	0	0	21	0	0	0	21	773	1,051
PENNSYLVANIA	SCRANTON ARMY AMMO PLANT	0	0	0	0	0	0	0	0	0	0	0	0	11	11
PENNSYLVANIA	STATE COLLEGE ANG STA	34	0	1	16	51	0	0	0	0	133	0	133	60	244
PENNSYLVANIA	TOBYHANNA ARMY DEPOT	29	0	0	0	29	46	113	0	0	0	0	159	3,066	3,254
PENNSYLVANIA	USARC FT INDIANTOWN GAP	0	0	0	0	0	0	0	0	0	0	0	0	828	828
PENNSYLVANIA	WILLOW GROVE NAS	0	3	0	0	3	0	1	0	0	842	0	843	143	989
PENNSYLVANIA	WYOMING VALLEY ANG CTR	0	1	12	0	13	0	0	0	109	0	0	109	0	122
PENNSYLVANIA	OTHER	222	128	112	110	572	11,878	6,399	765	1,303	81	3	20,429	1,227	22,228
RHODE ISLAND	ARMORY OF MOUNTED COMMANDS	98	0	0	0	98	162	0	0	0	0	0	162	2	262
RHODE ISLAND	COVENTRY AGS	0	0	0	0	0	57	0	0	0	58	0	115	1	116
RHODE ISLAND	NAVAL STATION NEWPORT	17	2,485	254	64	2,820	0	314	623	4	0	1	942	4,051	7,813
RHODE ISLAND	NG/RSV WARWICK	19	0	0	0	19	163	0	0	0	0	0	163	12	194
RHODE ISLAND	PROVIDENCE PRT	0	0	1	2	3	0	0	0	0	1	1	65	69	69
RHODE ISLAND	QUONSET STATE AIRPORT AGS	0	0	0	0	0	295	0	0	0	958	0	1,253	229	1,482
RHODE ISLAND	OTHER	9	432	9	3	453	1,485	189	1	121	155	0	1,951	337	2,741
SOUTH CAROLINA	BEAUFORT MCAS	0	691	3,442	2	4,135	0	0	0	2	0	0	2	828	4,965
SOUTH CAROLINA	CHARLESTON AFB	8	0	15	3,682	3,705	1,303	0	8	172	1,325	2,336	5,144	2,280	11,129
SOUTH CAROLINA	CHARLESTON NAVSTA	8	115	85	19	227	302	571	287	101	0	0	1,261	49	1,537
SOUTH CAROLINA	FORT JACKSON	9,780	41	30	25	9,876	0	1,820	183	0	0	4	2,007	4,507	16,390
SOUTH CAROLINA	MYRTLE BEACH AFB	0	0	0	1	1	47	29	0	0	0	0	76	0	77
SOUTH CAROLINA	NAVAL HOSPITAL CHARLESTON	0	4	0	0	4	0	0	21	0	0	0	21	232	257
SOUTH CAROLINA	NV WEAPONS STATION CHARLESTON	11	6,346	9	1	6,367	0	0	1	0	0	0	1	4,195	10,563
SOUTH CAROLINA	PARRIS ISLAND MCRD	5	60	6,788	0	6,853	0	0	1	796	0	0	797	472	8,122
SOUTH CAROLINA	SHAW AFB	1,214	0	0	4,177	5,391	0	210	0	0	2	111	323	1,070	6,784
SOUTH CAROLINA	THE CITADEL	17	30	20	0	67	0	0	0	0	0	0	0	4	71
SOUTH CAROLINA	OTHER	143	11	103	53	310	7,711	1,566	143	159	31	2	9,612	1,513	11,435
SOUTH DAKOTA	ELLSWORTH AFB	8	0	0	3,158	3,166	16	0	0	0	0	30	46	767	3,979
SOUTH DAKOTA	SIOUX FALLS CTR	10	0	0	0	10	554	0	0	0	0	0	554	316	880
SOUTH DAKOTA	OTHER	42	6	0	7	55	2,662	385	117	0	1,039	0	4,203	381	4,639
TENNESSEE	ALCOA AGS	0	0	0	1	1	0	0	0	0	176	0	176	1	178
TENNESSEE	ARNOLD AFB	0	1	0	53	54	0	0	0	0	0	2	2	363	419
TENNESSEE	HOLSTON ARMY AMMO PLANT	0	0	0	0	0	0	0	0	0	0	0	0	33	33
TENNESSEE	LOVELL FIELD	27	0	0	0	27	0	35	0	0	114	0	149	16	192
TENNESSEE	MCGHEE TYSON ARPT-AGS	0	0	0	0	0	0	0	0	0	0	0	0	403	403
TENNESSEE	MEMPHIS IAP AGS	0	0	0	7	7	282	0	0	0	969	0	1,251	914	2,172
TENNESSEE	MILAN ARMY AMMO PLANT	1	0	0	0	1	84	0	0	0	0	0	84	20	105
TENNESSEE	NASHVILLE METRO ARPT-AGS	0	0	0	0	0	0	0	0	0	1,062	0	1,062	925	1,987
TENNESSEE	NAVAL SUPPORT ACTIVITY MID-SOU	31	509	0	1	541	150	858	429	0	0	0	1,437	1,880	3,858
TENNESSEE	VOLUNTEER ARMY AMMO PLANT	0	0	0	0	0	0	0	0	0	0	0	0	30	30
TENNESSEE	OTHER	233	927	154	102	1,416	9,750	2,822	789	761	1,195	1	15,318	2,094	18,828
TEXAS	BROOKS AFB	0	0	0	0	0	0	0	0	0	0	0	0	7	7
TEXAS	CAMP SWIFT	0	0	0	0	0	221	0	0	0	0	0	221	38	259
TEXAS	CORPUS CHRISTI ARMY DEPOT	13	0	0	0	13	0	41	0	0	0	0	41	3,608	3,662
TEXAS	CORPUS CHRISTI COAST GUARD	0	0	0	0	0	0	0	0	0	0	0	0	0	0
TEXAS	CORPUS CHRISTI NAS	0	964	305	1	1,270	0	0	315	124	0	0	439	713	2,422
TEXAS	DALLAS NAS	0	0	0	0	0	0	0	0	0	0	0	0	27	27
TEXAS	DYESS AFB	4	0	11	4,251	4,266	170	43	1	96	1	21	332	623	5,221
TEXAS	ENDIST FORT WORTH TX	56	0	0	0	56	0	0	0	0	0	0	0	1,101	1,157
TEXAS	ENDIST GALVESTON TX	4	0	13	0	17	0	0	0	159	0	0	159	288	464
TEXAS	FORT BLISS	26,302	6	0	250	26,558	0	95	2	0	91	0	188	5,656	32,402
TEXAS	FORT HOOD	39,983	0	0	347	40,330	247	506	0	0	0	3	756	6,563	47,649

STATE / COUNTRY	BASE NAME	ACTIVE DUTY					NATIONAL GUARD / RESERVE							CIVILIAN	ACTIVE DUTY, RESERVE AND CIVILIAN GRAND TOTAL
		ARMY	NAVY	MARINE CORPS	AIR FORCE	ACTIVE DUTY TOTAL	ARMY NATIONAL GUARD	ARMY RESERVE	NAVY RESERVE	MARINE CORPS RESERVE	AIR NATIONAL GUARD	AIR FORCE RESERVE	RESERVE TOTAL		
TEXAS	FORT SAM HOUSTON	8,437	2,526	28	0	10,991	0	872	208	1	0	0	1,081	10,738	22,810
TEXAS	FORT WORTH USARC	1	3	2	39	45	344	558	0	0	0	3	905	1,034	1,984
TEXAS	GALVESTON COAST GUARD	0	5	0	0	5	0	0	0	0	0	0	0	0	5
TEXAS	GARLAND AGS	0	0	0	0	0	0	0	0	0	135	0	135	33	168
TEXAS	GOODFELLOW AFB	722	129	290	1,853	2,994	0	0	0	5	2	25	32	598	3,624
TEXAS	KELLY AFB	0	4	0	5	9	0	0	0	0	0	0	0	633	642
TEXAS	KINGSVILLE NAS	3	445	0	0	448	104	88	13	0	0	0	205	221	874
TEXAS	LA PORTE AGS	4	0	0	0	4	0	0	0	0	0	0	0	645	649
TEXAS	LACKLAND AFB	468	880	58	16,544	17,950	0	86	62	15	915	3,080	4,158	8,233	30,341
TEXAS	LAUGHLIN AFB	0	0	0	1,386	1,386	91	0	0	0	0	77	168	1,006	2,560
TEXAS	LONGHORN ARMY AMMO PLANT	0	0	0	0	0	0	0	0	0	0	0	0	9	9
TEXAS	LYNDON B. JOHNSON SPACE CTR	5	10	1	10	26	0	0	0	0	1,090	2	1,092	426	1,544
TEXAS	NAS JRB FT WORTH TX	4	233	504	169	910	0	428	2,036	1,428	946	1,827	6,665	793	8,368
TEXAS	NAVY RECRUITING AREA 7 DALLAS	17	0	0	0	17	0	0	0	0	0	0	0	474	491
TEXAS	RANDOLPH AFB	0	1	0	2,328	2,329	48	0	0	0	25	259	332	4,737	7,398
TEXAS	RED RIVER DEPOT	8	0	9	2	19	0	0	1	103	0	0	104	3,032	3,155
TEXAS	SAN ANTONIO CALLAGHAN USAREC	5	0	0	0	5	0	0	0	0	0	0	0	0	5
TEXAS	SHEPPARD AFB	21	128	0	4,095	4,244	0	0	0	0	3	100	103	1,576	5,923
TEXAS	OTHER	1,368	608	611	358	2,945	17,889	13,744	2,433	1,426	64	15	35,571	5,065	43,581
UTAH	AF PLANT 78	0	0	0	0	0	0	0	0	0	0	0	0	5	5
UTAH	CAMP W G WILLIAMS	0	0	13	0	13	1,262	0	1	145	0	0	1,408	82	1,503
UTAH	DEF DIST DEPOT OGDEN UTAH	28	0	0	1	29	0	0	0	0	0	0	0	91	120
UTAH	DESERET CHEMICAL DEPOT	0	0	0	0	0	0	0	0	0	0	0	0	1	1
UTAH	DUGWAY PROVING GROUND	37	0	0	2	39	0	0	0	0	0	0	0	653	692
UTAH	HILL AFB	13	0	0	3,422	3,435	0	0	0	0	3	1,226	1,229	11,828	16,492
UTAH	SALT LAKE CITY IAP AGS	0	0	0	0	0	181	0	0	0	1,407	0	1,588	561	2,149
UTAH	TOOELE ARMY DEPOT	1	0	0	0	1	145	0	0	0	0	0	145	502	648
UTAH	OTHER	94	20	78	45	237	4,001	1,619	1	0	36	6	5,663	587	6,487
VERMONT	BURLINGTON IAP-AGS	29	0	0	45	74	302	0	0	0	1,055	0	1,357	340	1,771
VERMONT	ETHAN ALLEN FACILITY	0	0	0	0	0	563	0	0	0	0	0	563	12	575
VERMONT	TS CAMP JOHNSON GUARD	0	0	0	0	0	480	31	0	0	0	0	511	229	740
VERMONT	OTHER	17	8	6	7	38	1,529	160	52	0	60	0	1,801	55	1,894
VIRGINIA	CAMERON STATION	19	0	0	0	19	0	15	0	0	0	0	15	38	72
VIRGINIA	DAM NECK TRNG CTR ATLANTIC	4	2,820	287	4	3,115	478	0	117	309	1	0	905	3,598	7,618
VIRGINIA	DEFENSE HEALTH AGENCY HQ	0	0	0	0	0	0	0	0	0	0	0	0	1,210	1,210
VIRGINIA	FORT A.P. HILL	17	0	0	0	17	276	236	0	0	0	0	512	342	871
VIRGINIA	FORT BELVOIR	3,533	125	88	380	4,126	385	2,015	6	3	0	56	2,465	12,173	18,764
VIRGINIA	FORT EUSTIS	5,065	32	4	36	5,137	0	1,184	1	0	0	9	1,194	3,102	9,433
VIRGINIA	FORT LEE	6,149	5	470	307	6,931	0	291	1	93	0	13	398	4,917	12,246
VIRGINIA	FORT MONROE	4	1	0	0	5	0	0	0	0	0	0	0	194	199
VIRGINIA	FORT MYER	2,214	0	2	61	2,277	0	11	4	0	0	11	26	6,172	8,475
VIRGINIA	FORT STORY	454	2,606	339	0	3,399	0	840	2,479	159	0	0	3,478	448	7,325
VIRGINIA	HOTRS MARCORPS	0	7	115	0	122	0	0	1	1	0	0	2	185	309
VIRGINIA	LANGLEY AFB	8	1	1	7,379	7,389	0	0	0	0	978	794	1,772	3,148	12,309
VIRGINIA	LITTLE CREEK NAV AMPHIB BASE	96	5,224	16	0	5,336	0	0	55	0	0	0	55	767	6,158
VIRGINIA	MCCDC QUANTICO VA	67	424	6,784	190	7,465	0	10	3	362	0	39	414	6,596	14,475
VIRGINIA	NAVAL MEDICAL CTR PORTSMOUTH	0	3,748	10	20	3,778	0	0	30	1	0	0	31	2,198	6,007
VIRGINIA	NAVSURFWEAPCEN DAHLGREN	0	752	1	25	778	0	0	4	0	0	0	4	4,485	5,267
VIRGINIA	NORFOLK ENDIST	37	0	0	0	37	0	0	0	0	0	0	0	365	402
VIRGINIA	NORFOLK NAV SHIPYD	0	1,217	0	0	1,217	0	0	97	0	0	0	97	9,636	10,950
VIRGINIA	NORFOLK NAVAL BASE	149	33,464	1,279	56	34,948	25	66	1,660	146	0	77	1,974	15,441	52,363
VIRGINIA	NORFOLK NSC	6	348	208	1	563	0	0	139	0	0	0	139	80	782
VIRGINIA	NSGA NORTHWEST	0	174	488	0	662	0	0	1	0	0	0	1	341	1,004
VIRGINIA	OCEANA NAS	0	3,433	260	4	3,697	0	0	467	5	0	0	472	759	4,928
VIRGINIA	PENTAGON	2,922	1,510	1,081	2,591	8,104	0	382	151	34	19	534	1,120	9,286	18,510
VIRGINIA	RADFORD ARMY AMMO PLANT	1	0	0	0	1	0	0	0	0	0	0	0	22	23
VIRGINIA	RICHMOND DEF DEPOT	6	158	2	20	186	0	35	47	0	39	6	127	2,665	2,978
VIRGINIA	RICHMOND IAP AGS	0	0	0	0	0	630	0	0	0	23	0	653	122	775

STATE / COUNTRY	BASE NAME	ACTIVE DUTY					NATIONAL GUARD / RESERVE							CIVILIAN	ACTIVE DUTY, RESERVE AND CIVILIAN GRAND TOTAL	
		ARMY	NAVY	MARINE CORPS	AIR FORCE	ACTIVE DUTY TOTAL	ARMY NATIONAL GUARD	ARMY RESERVE	NAVY RESERVE	MARINE CORPS RESERVE	AIR NATIONAL GUARD	AIR FORCE RESERVE	RESERVE TOTAL			
VIRGINIA	USCG ALEXANDRIA VA	13	0	0	0	13	0	0	0	0	0	0	0	0	0	13
VIRGINIA	USCG CAPE CHARLES VA	0	0	0	0	0	0	0	0	0	0	0	0	0	0	0
VIRGINIA	USCG HAMPTON ROADS VA	0	5	0	21	26	0	0	0	0	0	0	0	0	0	26
VIRGINIA	USCG YORKTOWN VA	0	1	0	0	1	0	0	0	0	0	0	0	0	0	1
VIRGINIA	VINT HILL FARMS STA	0	0	0	0	0	0	0	0	0	0	0	0	0	9	9
VIRGINIA	WALLOPS ISLAND	0	84	0	0	84	0	0	0	0	0	0	0	78	162	
VIRGINIA	YORKTOWN NAVWEAPSTA	15	501	391	1	908	0	0	5	0	0	0	5	2,170	3,083	
VIRGINIA	OTHER	2,073	16,778	238	1,463	20,552	4,733	2,670	663	421	344	221	9,052	8,195	37,799	
WASHINGTON	BELLINGHAM MAP	0	0	0	1	1	0	0	0	0	0	0	0	1	2	
WASHINGTON	ENDIST SEATTLE WA	0	0	0	0	0	0	0	0	0	0	0	0	1,064	1,064	
WASHINGTON	ENDIST WALLA WALLA WA	2	0	0	0	2	84	0	0	0	0	0	84	868	954	
WASHINGTON	FAIRCHILD AFB	5	0	0	2,805	2,810	296	477	0	0	988	25	1,786	1,250	5,846	
WASHINGTON	FORT LAWTON	0	0	0	0	0	0	0	0	0	0	0	0	92	92	
WASHINGTON	FORT LEWIS	29,373	21	36	242	29,672	1,804	2,731	9	385	653	5	5,587	8,304	43,563	
WASHINGTON	MCCHORD AFB	3	7	0	3,162	3,172	0	0	0	0	371	2,082	2,453	872	6,497	
WASHINGTON	NAVAL BASE KITSAP-BANGOR	9	5,704	538	0	6,251	0	0	515	0	0	0	515	2,337	9,103	
WASHINGTON	NAVAL BASE KITSAP-BREMERTON	5	3,617	0	0	3,622	0	0	199	0	0	0	199	14,466	18,287	
WASHINGTON	NAVAL HOSPITAL BREMERTON	0	812	0	0	812	149	0	3	0	0	0	152	783	1,747	
WASHINGTON	NAVAL STATION EVERETT	3	1,245	0	0	1,248	0	0	341	0	0	0	341	393	1,982	
WASHINGTON	PAINE AGS	0	0	0	0	0	0	0	0	0	0	0	0	1	1	
WASHINGTON	PUGET SOUND NS - SAND POINT	0	0	0	0	0	0	0	0	0	0	0	0	1	1	
WASHINGTON	SEATTLE AGB	0	0	0	6	6	239	0	0	0	0	1	240	75	321	
WASHINGTON	SPOKANE IAP AGS	0	0	0	0	0	70	0	0	0	0	0	70	0	70	
WASHINGTON	VANCOUVER BARRACKS	0	0	0	0	0	0	2	0	0	0	0	2	28	30	
WASHINGTON	WHIDBEY ISLAND NAS	0	4,859	50	13	4,922	0	0	739	0	0	0	739	1,194	6,855	
WASHINGTON	OTHER	289	2,768	103	156	3,316	3,497	2,509	279	135	0	6	6,426	613	10,355	
WEST VIRGINIA	NAV SEC GROUP DET SUGAR GROVE	0	100	0	0	100	0	0	0	0	0	0	0	57	157	
WEST VIRGINIA	SHEPHERD FLD AGS (EWRVA)	0	0	0	27	27	123	39	0	0	1,184	0	1,346	406	1,779	
WEST VIRGINIA	YEAGER ARPT AGS	1	0	0	0	1	392	0	0	0	1,030	0	1,422	325	1,748	
WEST VIRGINIA	OTHER	44	8	91	13	156	3,602	1,858	101	103	38	0	5,702	969	6,827	
WISCONSIN	BADGER ARMY AMMO PLANT	0	0	0	1	1	39	0	0	0	0	0	39	0	40	
WISCONSIN	CAMP DOUGLAS	25	0	0	0	25	318	0	0	0	0	0	318	9	352	
WISCONSIN	FORT MCCOY	123	9	0	0	132	202	758	19	0	0	0	979	2,092	3,203	
WISCONSIN	GEN BILLY MITCHELL FIELD/RSV C	0	4	11	9	24	0	0	126	163	875	0	1,164	355	1,543	
WISCONSIN	TRUAX FIELD ANG STA	1	2	9	0	12	1,095	394	102	153	1,116	0	2,860	480	3,352	
WISCONSIN	VOLK FIELD ANG BASE	0	0	0	0	0	0	0	0	0	299	0	299	45	344	
WISCONSIN	OTHER	160	30	92	42	324	5,901	3,042	136	143	39	0	9,261	993	10,578	
WYOMING	BOULDER RESEARCH SITE	0	0	0	0	0	0	0	0	0	0	0	0	1	1	
WYOMING	CAMP GUERNSEY	0	0	0	0	0	171	0	0	0	0	0	171	62	233	
WYOMING	FRANCIS E WARREN AFB	19	0	0	2,887	2,906	0	0	65	0	1,119	34	1,218	797	4,921	
WYOMING	OTHER	6	0	0	7	13	915	90	0	0	0	0	1,005	29	1,047	
ZW_UNK/RESERVE/OFF BASE	OTHER	36	0	0	0	36	0	18	2	0	0	0	20	0	56	
AFGHANISTAN	OTHER	0	0	0	0	0	0	0	0	0	0	0	0	127	127	
ALBANIA	OTHER	1	0	0	0	1	0	0	0	0	0	0	0	0	1	
ALGERIA	OTHER	2	0	0	0	2	0	0	0	0	0	0	0	0	2	
AMERICAN SAMOA	OTHER	0	0	0	0	0	0	349	0	0	0	0	349	20	369	
ANGOLA	OTHER	2	0	0	0	2	0	0	0	0	0	0	0	0	2	
ARGENTINA	OTHER	0	6	0	7	13	0	0	0	0	0	0	0	1	14	
ARMENIA	OTHER	2	0	0	0	2	0	0	0	0	0	0	0	0	2	
AUSTRALIA	CANBERRA A.C.T.	3	33	1	21	58	0	0	0	0	0	0	0	0	58	
AUSTRALIA	OTHER	26	31	2	15	74	0	0	0	0	0	0	0	1	75	
AUSTRIA	OTHER	1	0	0	4	5	0	0	0	0	0	0	0	1	6	
AZERBAIJAN	OTHER	3	0	0	0	3	0	0	0	0	0	0	0	0	3	
BAHAMAS, THE	OTHER	1	47	0	0	48	0	0	0	0	0	0	0	0	48	
BAHRAIN	OTHER	0	329	6	0	335	0	0	4	0	0	0	4	454	793	
BANGLADESH	OTHER	4	0	0	0	4	0	0	0	0	0	0	0	0	4	
BARBADOS	OTHER	2	0	0	1	3	0	0	0	0	0	0	0	0	3	
BELGIUM	BRUSSELS NATO	31	32	0	50	113	0	2	0	0	0	0	2	83	198	

STATE / COUNTRY	BASE NAME	ACTIVE DUTY					NATIONAL GUARD / RESERVE							CIVILIAN	ACTIVE DUTY, RESERVE AND CIVILIAN GRAND TOTAL
		ARMY	NAVY	MARINE CORPS	AIR FORCE	ACTIVE DUTY TOTAL	ARMY NATIONAL GUARD	ARMY RESERVE	NAVY RESERVE	MARINE CORPS RESERVE	AIR NATIONAL GUARD	AIR FORCE RESERVE	RESERVE TOTAL		
BELGIUM	CHIEVRES AS BELGIUM	157	0	0	75	232	0	0	0	0	0	0	0	125	357
BELGIUM	SHAPE CASTEAU NATO	390	19	1	296	706	0	1	0	0	0	2	3	94	803
BELGIUM	OTHER	51	6	3	0	60	0	0	0	0	0	0	0	500	560
BELIZE	OTHER	4	0	0	0	4	0	0	0	0	0	0	0	0	4
BERMUDA	NAS BERMUDA	0	0	0	4	4	0	0	0	0	0	0	0	0	4
BOLIVIA	OTHER	5	0	0	2	7	0	0	0	0	0	0	0	0	7
BOSNIA/HERZEGOVINA	OTHER	1	0	0	1	2	0	0	0	0	0	0	0	0	2
BOTSWANA	OTHER	1	0	0	1	2	0	0	0	0	0	0	0	0	2
BRAZIL	OTHER	8	9	0	10	27	0	0	0	0	0	0	2	29	29
BRIT IND OCN. TERR.	OTHER	0	199	0	0	199	0	0	0	0	0	0	0	0	199
BULGARIA	OTHER	2	1	0	0	3	0	0	0	0	0	0	3	6	6
BURKINA	OTHER	0	0	0	1	1	0	0	0	0	0	0	0	0	1
BURMA	OTHER	3	0	0	0	3	0	0	0	0	0	0	0	0	3
BURUNDI	OTHER	1	0	0	0	1	0	0	0	0	0	0	0	0	1
CAMBODIA	OTHER	4	4	0	0	8	0	0	0	0	0	0	0	8	8
CAMEROON	OTHER	2	0	0	0	2	0	0	0	0	0	0	0	0	2
CANADA	ARGENTIA NEWFOUNDLAND	0	0	0	19	19	0	0	0	0	0	0	0	0	19
CANADA	OTHER	4	0	0	82	86	0	0	0	0	0	0	24	110	110
CHAD	OTHER	3	0	0	0	3	0	0	0	0	0	0	0	0	3
CHILE	OTHER	6	8	0	9	23	0	0	0	0	1	0	1	4	28
CHINA	OTHER	5	3	2	0	10	0	0	0	0	0	0	0	0	10
COLOMBIA	OTHER	28	4	1	12	45	0	0	0	0	0	0	11	56	56
CONGO	OTHER	4	0	0	1	5	0	0	0	0	0	0	0	0	5
COSTA RICA	OTHER	1	1	0	0	2	0	0	0	0	0	0	1	3	3
COTE DIVOIRE	OTHER	3	0	0	0	3	0	0	0	0	0	0	0	0	3
CROATIA	OTHER	3	0	0	0	3	0	0	0	0	0	0	0	0	3
CUBA	QUANTANAMO BAY NS	194	512	24	0	730	0	0	148	0	0	0	148	87	965
CUBA	OTHER	0	4	0	0	4	0	0	0	0	0	0	0	775	779
CYPRUS	OTHER	3	0	0	9	12	0	0	0	0	0	0	0	0	12
CZECH REPUBLIC	OTHER	4	0	0	0	4	0	0	0	0	0	0	0	0	4
DENMARK	OTHER	2	3	0	4	9	0	0	0	0	0	0	0	0	9
DJIBOUTI	OTHER	0	0	0	1	1	0	0	0	0	0	0	6	7	7
DOMINICAN REPUBLIC	OTHER	5	1	3	2	11	0	0	0	0	0	0	1	12	12
ECUADOR	OTHER	3	1	0	2	6	0	0	0	0	0	0	0	0	6
EGYPT	CAIRO MED UNIT	0	17	0	10	27	0	0	0	0	0	0	9	36	36
EGYPT	EL GORAH EGYPT	217	0	0	0	217	0	0	0	0	0	0	0	0	217
EGYPT	OTHER	23	2	1	17	43	0	0	0	0	0	0	9	52	52
EL SALVADOR	SAN SALVADOR AM. EMBASSY	7	1	1	2	11	0	0	0	0	0	0	2	13	13
ESTONIA	OTHER	1	1	0	0	2	0	0	0	0	0	0	0	0	2
ETHIOPIA	OTHER	0	0	0	0	0	0	0	0	0	0	0	1	1	1
FINLAND	OTHER	2	2	0	3	7	0	0	0	0	0	0	0	0	7
FRANCE	PARIS AMERICAN EMBASSY	11	9	2	17	39	0	0	0	0	0	0	2	41	41
FRANCE	OTHER	12	1	0	1	14	0	0	0	0	0	0	0	0	14
GABON	OTHER	2	0	0	0	2	0	0	0	0	0	0	0	0	2
GEORGIA	OTHER	4	0	0	0	4	0	0	0	0	0	0	1	5	5
GERMANY	ANSBACH BARTON BARRACKS	648	0	0	0	648	0	0	0	0	0	0	109	757	757
GERMANY	BAD GODESBERG AMER. EMBASSY	0	2	0	6	8	0	0	0	0	0	0	0	0	8
GERMANY	BAD KISSINGEN GERMANY	0	19	0	0	19	0	0	0	0	0	0	0	0	19
GERMANY	BAMBERG WARNER BARRACKS	26	0	0	0	26	0	28	0	0	0	0	28	20	74
GERMANY	BAUMHOLDER H.D.SMITH BRCKS	2,049	0	0	0	2,049	0	0	0	0	0	0	77	2,126	2,126
GERMANY	BOBLINGEN PANZER KASERNE	712	0	34	0	746	0	0	0	0	0	0	1	747	747
GERMANY	BREMERHAVEN CARL-SCHURZ	5	0	0	0	5	0	0	0	0	0	0	0	0	5
GERMANY	BUHEL AB	0	0	0	137	137	0	0	0	0	0	0	0	0	137
GERMANY	CRAILSHEIM	0	0	0	0	0	0	108	4	0	0	1	113	0	113
GERMANY	DARMSTADT GERMANY	13	0	19	87	119	0	0	0	0	0	0	0	0	119
GERMANY	ETTLINGEN RHINELAND KASERNE	26	0	0	0	26	0	0	0	0	0	0	0	0	26
GERMANY	FRANKFURT GERMANY	2	0	705	13	720	0	0	0	0	0	0	1	721	721
GERMANY	GARMISCH	67	0	0	5	72	0	0	0	0	0	0	0	0	72

STATE / COUNTRY	BASE NAME	ACTIVE DUTY					NATIONAL GUARD / RESERVE							CIVILIAN	ACTIVE DUTY, RESERVE AND CIVILIAN GRAND TOTAL
		ARMY	NAVY	MARINE CORPS	AIR FORCE	ACTIVE DUTY TOTAL	ARMY NATIONAL GUARD	ARMY RESERVE	NAVY RESERVE	MARINE CORPS RESERVE	AIR NATIONAL GUARD	AIR FORCE RESERVE	RESERVE TOTAL		
GERMANY	GELENKIRCHEN	2	8	0	477	487	0	0	0	0	0	0	0	26	513
GERMANY	GRAFENWOHR GERMANY	3,250	0	1	10	3,261	0	130	0	0	0	0	130	343	3,734
GERMANY	HEIDELBERG CAMPBELL BARRACKS	761	0	0	8	769	0	0	0	0	0	0	422	1,191	
GERMANY	HEIDELBERG PATTON BARRACKS	22	0	0	0	22	0	0	0	0	0	0	469	491	
GERMANY	HERZOGENAURAUCH	13	0	0	0	13	0	0	0	0	0	0	1	14	
GERMANY	HOHENFELS GERMANY	1,380	0	0	15	1,395	0	0	0	0	0	0	137	1,532	
GERMANY	JILLESHEIM GERMANY	910	0	0	7	917	0	2	0	0	0	2	26	945	
GERMANY	KAAPAUN AS	0	0	0	320	320	0	0	0	0	0	0	4	324	
GERMANY	KAEFERTAL GERMANY	2	0	0	0	2	0	0	0	0	0	0	0	2	
GERMANY	KAISERSLAUTERN	2,347	2	5	54	2,408	0	621	0	0	0	4	625	668	3,701
GERMANY	KALKAR	0	0	0	10	10	0	0	0	0	0	0	0	0	10
GERMANY	KATTEBACH KASERNE(ANSBACH)	1,237	0	0	0	1,237	0	0	0	0	0	0	59	1,296	
GERMANY	LANDSTUHL MEDICAL CENTER	1,083	7	0	297	1,387	0	10	40	0	0	2	52	609	2,048
GERMANY	MANNHEIM	2	0	0	0	2	0	0	0	0	0	0	0	0	2
GERMANY	MIESAU ARMY DEPOT	391	0	0	0	391	0	0	0	0	0	0	32	423	
GERMANY	MOHRINGEN KELLEY BARRACKS	147	87	187	116	537	0	0	1	7	1	47	56	16	609
GERMANY	MUNICH	0	0	0	77	77	0	0	0	0	0	0	0	0	77
GERMANY	PIRMASENS	33	0	0	1	34	0	1	0	0	0	0	1	35	70
GERMANY	RAMSTEIN FRG	89	0	0	8,136	8,225	0	0	0	0	4	128	132	831	9,188
GERMANY	SCHWABACH	207	0	0	0	207	0	0	0	0	0	0	0	0	207
GERMANY	SCHWEINFURT CONN BARRACKS	5	0	0	0	5	0	0	0	0	0	0	0	1	6
GERMANY	SCHWEINFURT LEDWARD BARRACKS	138	0	0	0	138	0	0	0	0	0	0	0	9	147
GERMANY	SCHWETZINGEN	0	0	0	0	0	0	0	0	0	0	0	32	32	
GERMANY	SCHWETZINGEN TOMPKIN BARRACKS	0	0	0	0	0	0	6	0	0	0	6	109	115	
GERMANY	SECKENHEIM	1	0	0	0	1	0	0	0	0	0	0	0	0	1
GERMANY	SEMBACH FRG	393	10	0	23	426	0	0	9	0	0	9	76	511	
GERMANY	SPANGDAHLEM AB	3	0	0	3,106	3,109	0	0	0	0	28	28	185	3,322	
GERMANY	STUTTGART GERMANY	367	18	38	296	719	0	49	0	0	3	82	134	373	1,226
GERMANY	VAIHINGEN - PATCH BARRACKS	231	341	0	21	593	0	1	42	0	1	0	44	357	994
GERMANY	VILSECK	4,905	0	0	83	4,988	0	0	0	0	0	0	360	5,348	
GERMANY	WIESBADEN GERMANY	1,860	0	0	58	1,918	0	82	0	0	0	82	479	2,479	
GERMANY	WORMS	0	0	0	0	0	0	0	0	0	0	0	1	1	
GERMANY	OTHER	1,061	85	0	89	1,235	0	0	0	0	0	0	11,765	13,000	
GHANA	OTHER	4	0	1	0	5	0	0	0	0	0	0	0	0	5
GREECE	ATHENS AMT	0	0	0	3	3	0	0	0	0	0	0	0	0	3
GREECE	SOUDA BAY CRETE	0	349	0	21	370	0	0	0	0	0	0	51	421	
GREECE	OTHER	8	5	0	0	13	0	0	0	0	0	0	27	40	
GREENLAND	THULE AFB	0	0	0	142	142	0	0	0	0	0	0	0	0	142
GREENLAND	OTHER	0	0	0	0	0	0	0	0	0	0	0	20	20	
GUAM	ANDERSON AFB GUAM	30	405	0	1,988	2,423	0	0	0	0	325	287	612	121	3,156
GUAM	COMNAV Marianas GUAM	0	9	0	0	9	0	0	0	0	0	0	0	0	9
GUAM	NAVAL HOSPITAL GUAM	0	595	0	0	595	0	0	0	0	0	0	107	702	
GUAM	NAVAL STATION GUAM	0	1,870	1	1	1,872	0	0	15	0	0	0	15	865	2,752
GUAM	OTHER	67	210	12	7	296	1,182	501	147	0	25	0	1,855	2,185	4,336
GUATEMALA	OTHER	17	0	0	1	18	0	0	0	0	0	0	0	0	18
GUINEA	OTHER	4	1	0	0	5	0	0	0	0	0	0	0	0	5
HAITI	OTHER	0	0	0	0	0	0	0	0	0	0	0	0	0	0
HONDURAS	OTHER	215	3	0	142	360	0	0	0	0	0	0	25	385	
HONG KONG	OTHER	1	6	0	4	11	0	0	0	0	0	0	0	0	11
HUNGARY	OTHER	5	0	0	54	59	0	0	0	0	0	0	0	1	60
ICELAND	KEFLAVIK ICELAND	0	1	0	0	1	0	0	0	0	0	0	0	0	1
ICELAND	OTHER	0	0	0	0	0	0	0	0	0	0	0	1	1	
INDIA	OTHER	5	0	0	1	6	0	0	0	0	0	0	0	0	6
INDONESIA	OTHER	1	4	1	2	8	0	0	0	0	0	0	0	0	8
IRAQ	OTHER	0	0	1	2	3	0	0	0	0	0	0	2	5	
IRELAND	OTHER	1	0	0	0	1	0	0	0	0	0	0	0	0	1
ISRAEL	TEL AVIV	2	3	1	13	19	0	0	0	0	0	0	0	0	19
ISRAEL	OTHER	8	0	0	0	8	0	0	0	0	0	0	7	15	

STATE / COUNTRY	BASE NAME	ACTIVE DUTY					NATIONAL GUARD / RESERVE							CIVILIAN	ACTIVE DUTY, RESERVE AND CIVILIAN GRAND TOTAL	
		ARMY	NAVY	MARINE CORPS	AIR FORCE	ACTIVE DUTY TOTAL	ARMY NATIONAL GUARD	ARMY RESERVE	NAVY RESERVE	MARINE CORPS RESERVE	AIR NATIONAL GUARD	AIR FORCE RESERVE	RESERVE TOTAL			
ITALY	AVIANO AB	2	0	0	3,294	3,296	0	0	0	0	0	0	30	30	142	3,468
ITALY	CAMP DARBY LIVORNO	59	0	0	120	179	0	0	0	0	0	0	0	0	19	198
ITALY	GAETA NAVAL SUPPORT ACTIVITY	6	211	0	3	220	0	0	0	0	0	0	0	0	1	221
ITALY	NAPLES FMC	0	27	4	49	80	0	0	6	0	0	0	6	1	87	
ITALY	NAPLES NAVAL SUPP ACT	278	120	3	0	401	0	0	4	0	0	0	4	2	407	
ITALY	NAPLES U.S. NAVCAMSMED	0	284	0	0	284	0	0	11	0	0	0	11	17	312	
ITALY	NAS SIGONELLA SICILY	6	1,033	4	75	1,118	0	0	20	0	0	0	20	167	1,305	
ITALY	VICENZA ITALY	3,066	5	0	41	3,112	0	57	0	0	0	0	57	252	3,421	
ITALY	OTHER	555	1,950	4	131	2,640	0	0	16	0	0	0	16	2,995	5,651	
JAMAICA	OTHER	0	0	0	0	0	0	0	0	0	0	0	0	0	0	0
JAPAN	CAMP ZAMA TOKYO	697	0	0	63	760	0	56	0	0	0	1	57	526	1,343	
JAPAN	FLEET ACTIVITIES SASEBO	0	2,215	4	2	2,221	0	0	1	0	0	0	1	58	2,280	
JAPAN	IWAKUNI MCAS	2	182	447	1	632	0	0	0	0	0	0	0	119	751	
JAPAN	KADENA AB	23	0	0	6,385	6,408	0	0	0	0	1	20	21	309	6,738	
JAPAN	KADENA FLEET ACTIVITY	0	421	0	0	421	0	0	0	0	0	0	0	28	449	
JAPAN	MAKIMINATO OKINAWA CP BUTLER	3	72	5,725	0	5,800	0	0	0	0	0	1	1	471	6,272	
JAPAN	MISAWA AB	0	494	0	2,675	3,169	0	0	1	0	0	6	7	124	3,300	
JAPAN	MUTUAL DEF ASST OFF TOKYO	15	8	0	0	23	0	0	0	0	0	0	0	7	30	
JAPAN	NAVAL AIR FACILITY ATSUGI	0	769	8	0	777	0	0	2	0	0	0	2	109	888	
JAPAN	NAVAL HOSPITAL OKINAWA	7	842	0	0	849	0	0	0	0	0	0	0	174	1,023	
JAPAN	NSD YOKOSUKA JAPAN	1	5,427	22	1	5,451	0	0	10	0	0	10	10	878	6,339	
JAPAN	OKINAWA TORII STATION	436	0	0	0	436	0	0	0	0	0	0	0	13	449	
JAPAN	YOKOTA AB	48	37	11	2,815	2,911	0	29	0	0	1	38	68	262	3,241	
JAPAN	OTHER	1,024	7,876	9,718	9	18,627	0	0	56	6	0	62	8,470	27,159		
JORDAN	OTHER	11	0	1	5	17	0	0	0	0	0	0	0	1	18	
KAZAKHSTAN	OTHER	5	0	0	0	5	0	0	0	0	0	0	0	1	6	
KENYA	OTHER	13	0	1	7	21	0	0	0	0	0	0	0	1	22	
KOREA (SOUTH)	*20TH ASG TAEGU KOREA	1,014	0	29	85	1,128	0	0	0	0	0	0	0	91	1,219	
KOREA (SOUTH)	*23D ASG CAMP HUMPHREYS	3,724	0	0	20	3,744	0	0	0	0	0	0	0	193	3,937	
KOREA (SOUTH)	*34TH ASG PUSAN KOREA	25	5	0	0	30	0	1	0	0	0	0	1	0	31	
KOREA (SOUTH)	BUPYEONG CAMP MARKET	174	0	0	0	174	0	0	0	0	0	0	0	0	174	
KOREA (SOUTH)	CAMP CASEY TONGDUCHON	4,824	0	0	0	4,824	0	0	0	0	0	0	0	26	4,850	
KOREA (SOUTH)	CAMP RED CLOUD UJONBU KORE	1,469	0	0	46	1,515	0	0	0	0	0	0	0	96	1,611	
KOREA (SOUTH)	CHINHAEE FLEET ACTIVITY	0	79	0	0	79	0	0	1	0	0	0	1	10	90	
KOREA (SOUTH)	KUNSAN AB	4	0	0	2,462	2,466	0	0	0	0	0	1	1	24	2,491	
KOREA (SOUTH)	OSAN KOREA	599	0	0	0	599	0	0	0	0	0	0	0	4	603	
KOREA (SOUTH)	OSAN AIR BASE	52	4	0	5,112	5,168	0	0	0	0	0	11	11	155	5,334	
KOREA (SOUTH)	SEOUL KOREA	593	0	0	12	605	0	0	0	0	0	0	0	2	607	
KOREA (SOUTH)	SUWON	0	0	0	1	1	0	0	0	0	0	0	0	0	1	
KOREA (SOUTH)	TAEGU	0	0	0	3	3	0	0	0	0	0	0	0	3	6	
KOREA (SOUTH)	TAEGU CAMP HENRY 19 SPT CMD	61	0	0	0	61	0	0	0	0	0	0	0	0	61	
KOREA (SOUTH)	WONGJU KANGWON-BO CAMP LONG	45	0	0	2	47	0	0	0	0	0	0	0	0	47	
KOREA (SOUTH)	YONGSAN KOREA	3,825	220	101	238	4,384	0	194	6	0	0	11	211	966	5,561	
KOREA (SOUTH)	OTHER	4,216	1	0	6	4,223	0	0	0	0	0	28	28	3,459	7,710	
KOSOVO	OTHER	0	0	0	3	3	0	0	0	0	0	0	0	0	3	
KUWAIT	KUWAIT CITY COMBAT SUPPORT	3	0	0	0	3	0	0	0	0	0	0	0	0	3	
KUWAIT	OTHER	753	2	0	31	786	0	0	4	0	2	0	6	158	950	
KYRGYZSTAN	OTHER	0	0	0	2	2	0	0	0	0	0	0	0	0	2	
LAOS	OTHER	3	0	0	0	3	0	0	0	0	0	0	0	0	3	
LATVIA	OTHER	0	0	1	0	1	0	0	0	0	0	0	0	0	1	
LEBANON	OTHER	5	0	0	0	5	0	0	0	0	0	0	0	0	5	
LIBERIA	OTHER	0	0	0	0	0	0	0	0	0	0	0	0	0	0	
LIBYA	OTHER	2	0	0	1	3	0	0	0	0	0	0	0	0	3	
LITHUANIA	OTHER	0	2	0	0	2	0	0	0	0	0	0	0	0	2	
MACEDONIA	OTHER	1	0	0	2	3	0	0	0	0	1	0	1	0	4	
MADAGASCAR	OTHER	0	0	0	1	1	0	0	0	0	0	0	0	0	1	
MALAYSIA	OTHER	2	4	0	3	9	0	0	0	0	0	0	0	0	9	
MALI	OTHER	2	0	0	0	2	0	0	0	0	0	0	0	0	2	

STATE / COUNTRY	BASE NAME	ACTIVE DUTY					NATIONAL GUARD / RESERVE							CIVILIAN	ACTIVE DUTY, RESERVE AND CIVILIAN GRAND TOTAL	
		ARMY	NAVY	MARINE CORPS	AIR FORCE	ACTIVE DUTY TOTAL	ARMY NATIONAL GUARD	ARMY RESERVE	NAVY RESERVE	MARINE CORPS RESERVE	AIR NATIONAL GUARD	AIR FORCE RESERVE	RESERVE TOTAL			
MALTA	OTHER	0	2	0	0	2	0	0	0	0	0	0	0	0	0	2
MARSHALL ISL	OTHER	19	0	0	0	19	0	0	0	0	0	0	0	0	38	57
MAURITANIA	OTHER	0	0	0	1	1	0	0	0	0	0	0	0	0	0	1
MAURITIUS	OTHER	0	0	0	0	0	0	0	0	0	0	0	0	0	0	0
MEXICO	OTHER	9	2	0	0	11	0	0	0	0	0	0	0	0	0	11
MISC INDIAN OCEAN ISLANDS	NSF DIEGO GARCIA	0	282	0	37	319	0	0	0	0	0	0	0	0	0	319
MONGOLIA	OTHER	3	0	0	0	3	0	0	0	0	0	0	0	0	0	3
MONTENEGRO	OTHER	0	1	0	0	1	0	0	0	0	0	0	0	0	0	1
MOROCCO	OTHER	2	2	0	6	10	0	0	0	0	0	0	0	0	1	11
NAMIBIA	OTHER	1	0	0	0	1	0	0	0	0	0	0	0	0	0	1
NEPAL	OTHER	2	0	0	0	2	0	0	0	0	0	0	0	0	0	2
NETHER ANTILLES	OTHER	0	0	0	0	0	0	0	0	0	0	0	0	0	2	2
NETHERLANDS	SCHINNEN NETHERLANDS	38	24	2	48	112	0	0	0	0	0	0	0	0	20	132
NETHERLANDS	OTHER	102	6	5	148	261	0	0	0	0	0	0	0	0	220	481
NEW ZEALAND	OTHER	1	1	1	1	4	0	0	0	0	0	0	0	0	2	6
NICARAGUA	OTHER	5	0	0	0	5	0	0	0	0	0	0	0	0	0	5
NIGER	OTHER	5	0	0	0	5	0	0	0	0	0	0	0	0	0	5
NIGERIA	OTHER	1	0	0	1	2	0	0	0	0	0	0	0	0	0	2
NORTH MARIANA ISLANDS	OTHER	0	0	0	0	0	0	0	0	0	0	0	0	0	243	243
NORWAY	OSLO AMERICAN EMBASSY	0	5	3	6	14	0	0	0	0	0	0	0	0	0	14
NORWAY	STAVANGER	43	0	1	28	72	0	0	0	0	0	0	0	0	3	75
NORWAY	OTHER	1	0	0	0	1	0	0	0	0	0	0	0	0	0	1
OMAN	OTHER	3	0	1	8	12	0	0	0	0	0	0	0	0	2	14
PAKISTAN	OTHER	4	2	1	17	24	0	0	1	0	0	0	0	1	0	25
PANAMA	ALBROOK AFS	11	0	0	0	11	0	0	0	0	0	0	0	0	5	16
PANAMA	US ARMY GARRISON - PANAMA	3	0	0	0	3	0	0	0	0	0	0	0	0	0	3
PARAGUAY	OTHER	5	0	0	1	6	0	0	0	0	0	0	0	0	0	6
PERU	OTHER	12	18	0	4	34	0	0	1	0	0	0	0	1	3	38
PHILIPPINES	OTHER	9	3	2	0	14	0	0	0	0	0	0	0	0	2	16
POLAND	OTHER	13	0	0	0	13	0	0	0	0	0	0	0	0	0	13
PORTUGAL	LISBON AMERICAN EMBASSY	0	0	0	3	3	0	0	0	0	0	0	0	0	0	3
PORTUGAL	TERCEIRA AZORES	0	0	0	589	589	0	0	0	0	0	0	1	1	45	635
PORTUGAL	OTHER	1	42	0	0	43	0	0	0	0	0	0	0	0	51	94
PUERTO RICO	AIR STATION BORINQUEN	0	0	0	0	0	0	479	0	0	186	0	0	665	0	665
PUERTO RICO	NAVAL STATION ROOSEVELT ROAD	0	0	0	0	0	0	0	1	0	0	0	0	1	0	1
PUERTO RICO	SAN JUAN FORT BUCHANAN	26	2	1	2	31	310	1,934	257	79	0	0	2,580	422	0	3,033
PUERTO RICO	SECTOR SAN JUAN	0	0	0	6	6	638	0	0	0	0	31	0	669	0	675
PUERTO RICO	OTHER	77	15	8	8	108	6,071	2,546	1	0	988	0	9,606	2,155	0	11,869
QATAR	OTHER	342	4	0	239	585	0	0	0	0	0	0	0	44	0	629
ROMANIA	OTHER	4	0	0	0	4	0	0	0	0	0	0	0	0	11	15
RUSSIA	OTHER	11	4	0	1	16	0	0	0	0	0	1	1	1	1	18
SAUDI ARABIA	DHAHRAN DET. 1 9 AIRPS	0	5	0	11	16	0	0	0	0	0	0	0	0	0	16
SAUDI ARABIA	DHAHRAN SAUDI ARABIA	0	0	0	0	0	0	0	0	0	0	0	0	0	2	2
SAUDI ARABIA	JIDDAH	4	3	0	12	19	0	0	0	0	0	0	0	0	0	19
SAUDI ARABIA	RIYADH SAUDI ARABIA	181	14	0	67	262	0	0	0	0	0	0	0	162	0	424
SAUDI ARABIA	OTHER	23	2	0	0	25	0	0	0	0	0	0	0	0	140	165
SENEGAL	OTHER	2	0	0	0	2	0	0	0	0	0	0	0	0	0	2
SEYCHELLES	OTHER	0	0	0	0	0	0	0	0	0	0	0	0	0	1	1
SIERRA LEONE	OTHER	1	0	0	0	1	0	0	0	0	0	0	0	0	0	1
SINGAPORE	OTHER	8	140	1	16	165	0	0	1	0	0	0	1	115	0	281
SLOVIA	OTHER	2	0	0	3	5	0	0	0	0	0	0	0	0	0	5
SOUTH AFRICA	OTHER	3	0	209	1	213	0	0	0	0	0	0	0	0	0	213
SPAIN	MADRID AMERICAN EMBASSY	1	7	2	33	43	0	0	0	0	0	0	0	0	0	43
SPAIN	MORON AB	0	0	0	134	134	0	0	0	0	0	0	2	2	3	139
SPAIN	NAVAL STATION ROTA SPAIN	0	986	20	0	1,006	0	0	3	0	0	0	3	128	0	1,137
SPAIN	ROTA NS	6	0	0	227	233	0	0	0	0	0	0	0	0	3	236
SPAIN	OTHER	21	0	0	6	27	0	0	4	0	0	0	4	415	0	446
SUDAN	OTHER	4	0	0	0	4	0	0	0	0	0	0	0	0	0	4

STATE / COUNTRY	BASE NAME	ACTIVE DUTY					NATIONAL GUARD / RESERVE							CIVILIAN	ACTIVE DUTY, RESERVE AND CIVILIAN GRAND TOTAL	
		ARMY	NAVY	MARINE CORPS	AIR FORCE	ACTIVE DUTY TOTAL	ARMY NATIONAL GUARD	ARMY RESERVE	NAVY RESERVE	MARINE CORPS RESERVE	AIR NATIONAL GUARD	AIR FORCE RESERVE	RESERVE TOTAL			
SURINAME	OTHER	1	1	0	0	2	0	0	0	0	0	0	0	0	0	2
SWEDEN	OTHER	1	0	0	0	1	0	0	0	0	0	0	0	0	0	1
SWITZERLAND	OTHER	1	0	0	0	1	0	0	0	0	0	0	0	0	0	1
TAIWAIN	OTHER	0	1	1	0	2	0	0	0	0	0	0	0	0	3	5
TAJKISTAN	OTHER	0	0	0	1	1	0	0	0	0	0	0	0	0	0	1
TANZANIA	OTHER	3	0	0	0	3	0	0	0	0	0	0	0	0	0	3
THAILAND	OTHER	41	9	210	26	286	0	0	0	0	0	0	0	3	289	
TRINIDAD & TOBAGO	OTHER	0	2	0	0	2	0	0	0	0	0	0	0	0	0	2
TUNISIA	OTHER	0	0	0	1	1	0	0	0	0	0	0	0	1	2	
TURKEY	ANKARA AS	14	3	0	31	48	0	0	0	0	1	0	1	4	53	
TURKEY	INCURLIK AB ADANA TURKEY	3	0	0	1,310	1,313	0	0	0	0	0	2	2	92	1,407	
TURKEY	IZMIR AS IZMIR TURKEY	96	0	1	54	151	0	0	0	0	0	0	0	2	153	
TURKEY	PIRINCLIK AB	0	0	197	0	197	0	0	0	0	0	0	0	0	197	
TURKEY	OTHER	2	2	1	0	5	0	0	0	0	0	0	0	227	232	
UGANDA	OTHER	3	0	0	0	3	0	0	0	0	0	0	0	0	3	
UKRAINE	OTHER	6	0	0	1	7	0	0	0	0	0	0	0	1	8	
UNITED ARAB EMIRATES	NSA BAHRAIN	21	3,910	170	15	4,116	0	0	928	0	0	0	928	161	5,205	
UNITED ARAB EMIRATES	OTHER	8	12	0	99	119	0	0	7	0	0	0	7	8	134	
UNITED KINGDOM	ALCONBURY UK RAF MOLESWORTH	54	72	4	474	604	0	65	3	0	0	23	91	63	758	
UNITED KINGDOM	CROUGTON RAF CROUGHTON	40	7	0	344	391	0	0	0	0	0	2	2	33	426	
UNITED KINGDOM	FAIRFORD RAF FAIRFORD	0	0	0	4	4	0	0	0	0	0	0	0	0	4	
UNITED KINGDOM	JMF ST. MAWGAN UK	0	2	0	0	2	0	0	0	0	0	0	0	0	2	
UNITED KINGDOM	LAKENHEATH UK RAF	0	0	0	4,406	4,406	0	0	0	0	0	0	0	0	4,406	
UNITED KINGDOM	LONDON ENGLAND	12	45	1	30	88	0	0	0	0	0	0	0	19	107	
UNITED KINGDOM	MENWITH HILL RAF	51	24	0	90	165	0	0	0	0	0	0	0	28	193	
UNITED KINGDOM	RAF MILDENHALL	5	5	0	3,229	3,239	0	0	0	0	0	23	23	154	3,416	
UNITED KINGDOM	US NAVAL ACTIVITIES LONDON	0	12	0	12	24	0	0	0	0	0	0	0	10	34	
UNITED KINGDOM	OTHER	62	87	3	100	252	0	0	2	0	0	17	19	1,858	2,129	
UNKNOWN	OTHER	0	0	0	0	0	0	0	0	0	0	0	0	2,293	2,293	
URUGUAY	OTHER	2	0	0	2	4	0	0	0	0	0	0	0	0	4	
UZBEKISTAN	OTHER	1	0	0	0	1	0	0	0	0	0	0	0	0	1	
VENEZUELA	CARACAS AM. EMBASSY VENZUELA	1	0	0	2	3	0	0	0	0	0	0	0	1	4	
VENEZUELA	OTHER	0	0	0	0	0	0	0	0	0	0	0	0	0	0	
VIETNAM	OTHER	7	0	1	0	8	0	0	0	0	0	0	0	0	8	
VIRGIN ISLANDS	OTHER	0	1	0	0	1	797	37	0	0	69	0	903	150	1,054	
WAKE ISLAND	OTHER	0	0	0	5	5	0	0	0	0	0	0	0	0	5	
YEMEN	OTHER	7	0	0	0	7	0	0	0	0	0	0	0	0	7	
ZAIRE	OTHER	0	0	1	0	1	0	0	0	0	0	0	0	0	1	
ZAMBIA	OTHER	1	0	0	0	1	0	0	0	0	0	0	0	0	1	
ZIMBABWE	OTHER	4	0	0	0	4	0	0	0	0	0	0	0	0	4	
ZW_SHIPS AFLOAT	OTHER	45	12,963	3,297	1,074	17,379	0	529	756	310	0	4	1,599	0	18,978	
GRAND	TOTAL	504,330	321,599	187,891	312,453	1,326,273	354,072	195,438	59,254	39,450	106,380	69,784	824,378	851,724	3,002,375	

XI. Acronyms

ACRONYMS

ACRONYM	DESCRIPTION	ACRONYM	DESCRIPTION
AAA	Antiaircraft Artillery	ECS	Equipment Concentration Site
AAFES	Army and Air Force Exchange Service	EOD	Explosive Ordnance Disposal
AAP	Army Ammunition Plant	FH	Family Housing
AAOF	Army Aviation Operations Facilities	FLD	Field
AASF	Army Aviation Support Facilities	FISC	Fleet Industrial Supply Center
AB	Air Base	FMS	Field Maintenance Site
AEDC	Arnold Engineering Development Center	FWAATS	Fixed Wing Aviation ARNG Aviation Training Site
AF	Air Force	GL	Great Lakes
AFB	Air Force Base	GNNRY	Gunnery
AFRC	Armed Forces Reserve Center	HAATS	High-Altitude Army Aviation Training Site
AFS	Air Force Station	IAP	International Airport
AGS	Air Guard Station	ILSC	Integrated Logistics Support Center
ALF	Auxiliary Landing Field	ITC	Infantry Training Center
AMC	Army Medical Center	JFHQ	Joint Force Headquarters
AMSA	Area Maintenance Support Activity	JRB	Joint Reserve Base
ANG	Air National Guard	LIFOC	Lease in Furtherance of Conveyance
ANGB	Air National Guard Base	LTC	Lieutenant Colonel
ANGS	Air National Guard Station	LS	Landing Station
APT	Airport	LWTC	Large Wind Tunnel Center
ARB	Air Reserve Base	MAP	Municipal Airport
ARNG	Army National Guard	MARBKS	Marine Barracks
ARS	Air Reserve Station	MARDIV	Marine Division
AS	Air Station	MAW	Military Air Wing
ASW	Anti-Submarine Warfare	MD	Military Depot
AUTEC	Atlantic Undersea Test and Evaluation Center	MC	Marine Corps
AVCRAD	Aviation Classification Repair Activity Depot	MCAGCC	Marine Corps Air Ground Combat Center
BSR	Base Structure Report	MCAS	Marine Corps Air Station
COMFLEACT	Commander Fleet Activities	MCB	Marine Corps Base
CONUS	Continental United States	MCLB	Marine Corps Logistics Base
CS	Caretaker Status	MCRC	Marine Corps Reserve Center
CSM	Command Sergeant Major	MCRD	Marine Corps Recruit Depot
CSMS	Combined Support Maintenance Shop	MCSF	Marine Corps Support Facility
CSO	Caretaker Site Office	MCSPTACT	Marine Corps Support Activity
CTA	Combined Training Area	MG	Major General
CTC	Combined Training Center	MIL RES	Military Reservation
DFAS	Defense Finance and Accounting Service	MSA	Munitions Storage Area
DMDC	Defense Manpower Data Center	MTA	Military Training Area
DMNA	Division of Military and Naval Affairs	MTA-L	Major Training Area
DoD	Department of Defense	MTC	Materials Testing Center

X. Acronyms

ACRONYMS

ACRONYM	DESCRIPTION	ACRONYM	DESCRIPTION
MTCH	Maneuver Training Center - Heavy	NWS	Naval Weapons Station
MVSB	Motor Vehicle Storage Building	OCONUS	Outside of the Continental United States
MWTC	Mountain Warfare Training Center	OLF	Outlying Landing Field
NAF	Naval Air Facility	OMS	Organizational Maintenance Shop
NARL	Navy Arctic Research Laboratory	OSD	Office of the Secretary of Defense
NAS	Naval Air Station	OUSD (P&R)	Office of the Under Secretary of Defense, Personnel and Readiness
NATO	North Atlantic Treaty Organization	POL	Petroleum, Oils and Lubricants
NAVBASE	Naval Base	PPV	Public Private Venture
NAVFAC	Naval Facility	PRV	Plant Replacement Value
NAVPMOSSP	Naval Program Management Office, Strategic Systems Programs	PWC	Public Works Center
NAVHOSP	Naval Hospital	QM	Quartermaster
NAVPHIBASE	Naval Amphibious Base	RC	Reserve Center
NAVPRO	Naval Plant Representative Office	RCTA	Regional Counterdrug Training Academy
NAVSUBASE	Naval Submarine Base	RNG	Range
NAVSUPPDET	Naval Support Detachment Monterey	RPAD	Real Property Assets Database
NAWC-AD	Naval Air Warfare Center - Aircraft Division	RPCS	Real Property Classification System
NAWCADLKE	Naval Air Warfare Center Aircraft Division Lakehurst	RPI	Real Property Inventory
NAWS	Naval Air Weapons Station	RPSUID	Real Property Site Unique Identifier
NB	Naval Base	RRC	Regional Readiness Command
NDEPT	Department of the Navy	RTI	Regional Training Institute
NG	National Guard	SDA	South Depot Annex
NGB	National Guard Base	SFG	Special Forces Group
NF	Naval Facility	SMD	State Military Department
NFAC	National Full-scale Aerodynamics Complex	SMR	State Military Reservation
NMCRC	Navy-Marine Corps Reserve Center	SPAWAR	Space and Naval Warfare Systems Center
NMIC	National Maritime Intelligence Center	SPAWARSYSCEM	Space and Naval Warfare Systems Center
NNSY	Norfolk Naval Shipyard	SSC	Soldier Systems Center
NOLF	Navy Outlying Field	STARC	State Area Coordinators
NOSC	Navy Operational Support Center	STG	Storage
NOTU	Naval Ordnance Test Unit	TA	Training Area
NS	Naval Station	TAGO	Office of The Adjutant General
NSA	Navy Support Activity	TARDEC	Tank Automotive Research, Development and Engineering Center
NSGA	Naval Security Group Activity	TS	Training Site
NSWC	Naval Surface Warfare Center	USAR	US Army Reserve
NSY	Naval Shipyard	USARC	US Army Reserve Center
NTC	National Training Center	USPFO	United States Property and Fiscal Office
NTC	Naval Training Center	UTES	Unit Training Site
NUWC	Naval Underwater Warfare Center	UTTR	Utah Test and Training Range
NWIRP	Naval Weapons Industrial Reserve Plant	VLF	Very Low Frequency

X. Acronyms

ACRONYMS

ACRONYM	DESCRIPTION
VTS	Volunteer Training Site
WHS	Washington Headquarters Service