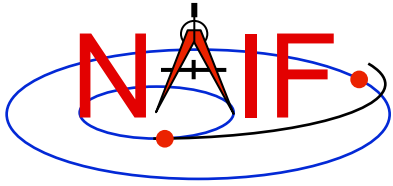


Navigation and Ancillary Information Facility

Using Module Headers

April 2016



Topics

Navigation and Ancillary Information Facility

- **Module* Header Purpose**
- **FORTRAN Module Header Locations**
- **C Module Header Locations**
- **Icy Module Header Locations**
- **Mice Module Header Locations**
- **Examine a Typical Header**

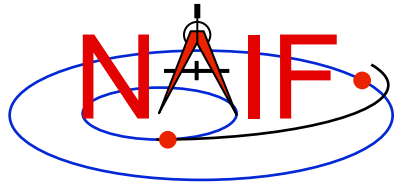
* “Module” = API, routine, subroutine, procedure, function



Module Header Purpose

Navigation and Ancillary Information Facility

- **NAIF uses module “headers” to provide detailed information describing how to use the module**
 - In FORTRAN, C and MATLAB Toolkits the “headers” are comment blocks inserted in the source code
 - In IDL Toolkits, where there are (currently) no source code files, the “headers” exist as independent files
- **All Toolkit distributions include plain text and HTML versions of the module headers.**
 - Using the HTML version is usually the best approach because they are hyperlinked with other NAIF documentation
- **The next charts provide the header locations**



Fortran Module Header Locations

Navigation and Ancillary Information Facility

- **Plain text versions:**

- **<path to SPICELIB>/toolkit/src/spicelib/<name.f or <name>.for**
- **In most cases there is a single “header” at the top of the source code. For cases where a FORTRAN module has multiple entry points, there are additional “headers” at each entry point. For example:**
 - » **“keeper.f” has entries for:**
 - **FURNISH, KTOTAL, KINFO, KDATA, KCLEAR, and UNLOAD**

- **HTML versions:**

- **<path to SPICELIB>/toolkit/doc/html/spicelib/index.html**



C Module Header Locations

Navigation and Ancillary Information Facility

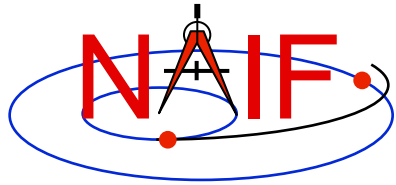
- **Plain text versions:**
 - [<path to CSPICE>/cspice/src/cspice/<name>_c.c](#)
- **HTML versions:**
 - [<path to CSPICE>/cspice/doc/html/cspice/index.html](#)



IDL Module Header Locations

Navigation and Ancillary Information Facility

- **Two sets of headers are provided**
 - Icy headers in HTML format:
 - » `<path to icy>/icy/doc/html/icy/index.html`
 - CSPICE headers, in text and HTML formats:
 - » `<path to icy>/icy/src/cspice/<name>_c.c`
 - » `<path to icy>/icy/doc/html/cspice/index.html`
- **The information provided in an “Icy” header is minimal in some cases; the corresponding CSPICE header provides more detail**
 - A link to the corresponding CSPICE header is provided in the Icy header

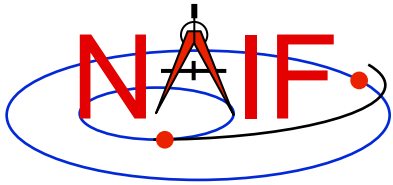


Matlab Module Header Locations

Navigation and Ancillary Information Facility

- **Two sets of headers are provided**
 - **Mice headers in HTML format:**
 - » **<path to Mice>/mice/doc/html/mice/index.html**
 - » **Also available using the Matlab `help` command, e.g.:**

```
>> help cspice_str2et
```
 - **CSPICE headers, in text and HTML formats:**
 - » **<path to Mice>/mice/src/cspice/<name>_c.c**
 - » **<path to Mice>/mice/doc/html/cspice/index.html**
- **The information provided in a “Mice” header is minimal in some cases; the corresponding CSPICE header provides more detail**
 - **A link to the corresponding CSPICE header is provided in the Mice header**



Examine a Typical Header

Navigation and Ancillary Information Facility

- As example, look for and examine the headers for the modules named `spkezr` and `str2et`

FORTRAN	C	IDL (lcy)	MATLAB (Mice)
SPKEZR	spkezr_c	cspice_spkezr	cspice_spkezr
STR2ET	str2et_c	cspice_str2et	cspice_str2et

`spkezr` is the principal ephemeris access module
`str2et` is a key time conversion module