



Specialty Crops Market News Division

Agricultural
Marketing
Service

National Retail Report - Specialty Crops

Websites: www.marketnews.usda.gov/mnp/fv-home and <http://www.ams.usda.gov/mnreports/fvwretail.pdf>
and http://www.ams.usda.gov/mnreports/wa_lo100.txt

Volume X - Number 45

Issued Weekly

Friday, November 25, 2016

Advertised Prices for Specialty Crops at Major Retail Supermarket Outlets ending during the period of 11/19 to 12/01^{1,2}

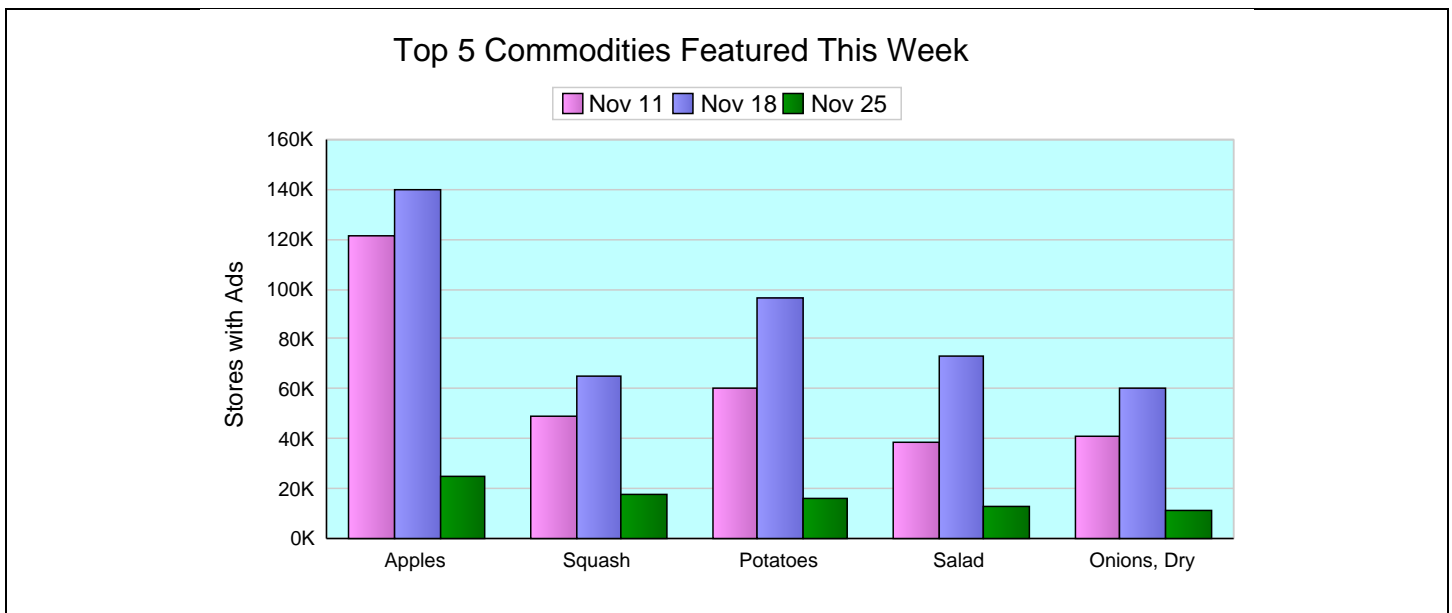
Stuffed Sales

This week, ad flyers were stuffed with all the items customers needed for the Thanksgiving feast. Many stores had extended ads so that prices stayed effective through the holiday. Potatoes (russet, red, white, and yellow), green beans, Brussels sprouts, bagged salad, sweet potatoes, hard squash, onions, celery, and carrots are were promoted heavily. Ads on seasonal fruit such as tangerines, navel oranges, grapefruit, cranberries, apples, pears, pomegranates, and grapes remained plentiful. Both mums and poinsettias were showcased in the floral department. Christmas décor, stocking stuffers, gift ideas and wrapping paper led consumers toward more holiday purchases.

Total ad numbers this week are 268,568, a 37 percent decrease from the last week's 426,549 ads. The total number of ads broken out by commodity groups: fruit 118,717 (which is 44% of all ads), onions and potatoes 27,186 (10%), vegetables 116,727 (43%), herbs 1,690 and ornamentals 4,248. The number of ads for organic produce are 31,792 or 12% of total ads.

The following are the prices of major advertised items (3,000 plus stores) this week compared to the same week last year. The only significant increase in fruit prices was Honeycrisp apples (per lb) at 15%. Significant decreases in price for fruit items this week include Gala apples (per lb) at 15%, and blackberries at 14%. Significant increases in onion and potato prices this week include yellow onions (3 lb bag) at 43% and russet potatoes (5 lb bag) at 36%. There were no significant decreases in onion and potatoes. There were no significant increases in vegetable prices this week, however there was one significant decrease: bagged salad (10-12 oz) at 11%. Ornamentals saw no significant price changes this week.

For more detailed information on organic and locally grown produce visit the National Retail Local and Organic Report at: http://www.ams.usda.gov/mnreports/wa_lo100.txt.

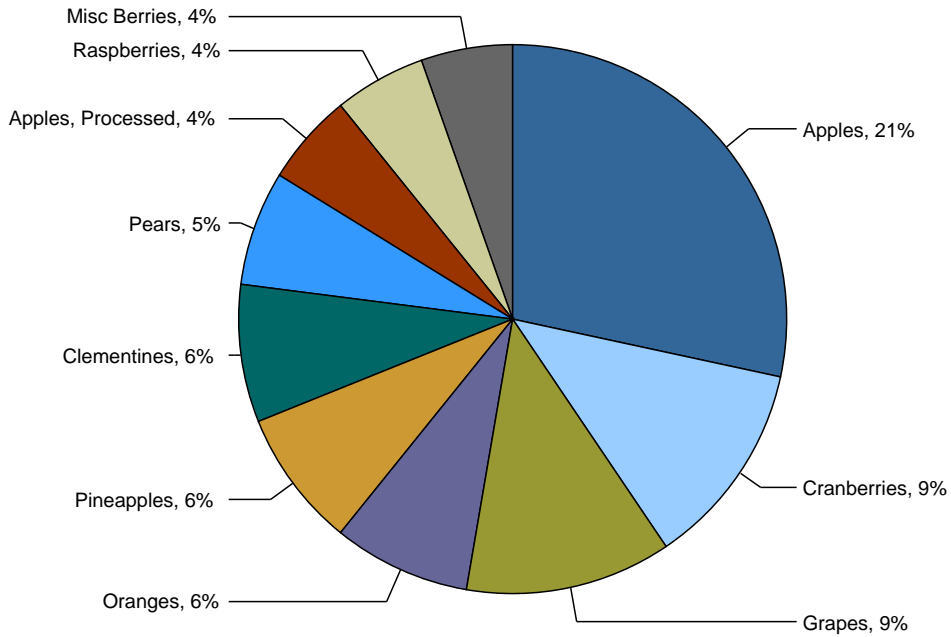


1 - Specialty Crops Market News surveys more than 360 retailers, comprising over 28,000 individual stores, with online weekly advertised features.

2 - Date range reflects one week of data collection ending on the report date and encompasses ad pricing good from the Saturday before the report release date through the following Friday.

Top 10 Fruits as Percentage of Total Fruit Ads

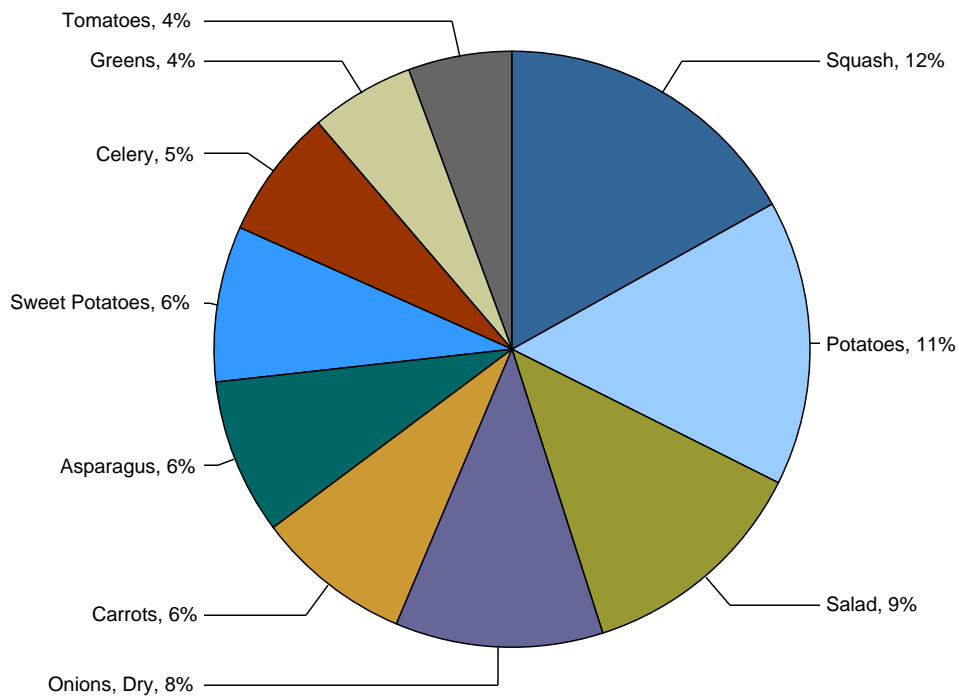
November 25, 2016



Top 10 Vegetables as Percentage of Total Vegetable Ads

Including Onions and Potatoes

November 25, 2016





NATIONAL SUMMARY

FRUITS								
Commodity	Variety	Unit	THIS WEEK		LAST WEEK		LAST YEAR	
			Stores With Ads	Wtd Avg Price	Stores With Ads	Wtd Avg Price	Stores With Ads	Wtd Avg Price
Apples	Braeburn	per pound	830	1.26	1,046	1.34	387	1.22
Apples	Braeburn	3 lb bag	44	2.89	45	2.83		
Apples	Fuji	per pound	1,162	1.19	4,857	1.31	1,144	1.49
Apples	Fuji	3 lb bag	380	2.65	322	2.68	45	3.16
Apples	Gala	per pound	2,964	1.14	3,309	1.34	3,261	1.34
Apples	Gala	3 lb bag	1,127	2.55	559	2.81	951	2.60
Apples	Gala	5 lb bag	186	4.68	430	4.10		
Apples	Golden Delicious	per pound	256	1.19	977	1.25	747	1.39
Apples	Golden Delicious	3 lb bag	121	2.88	220	2.93	39	2.99
Apples	Golden Delicious	5 lb bag	122	4.49	122	4.49	1,553	3.05
Apples	Granny Smith	per pound	2,594	1.46	9,472	1.39	1,087	1.60
Apples	Granny Smith	3 lb bag	239	3.02	173	3.63	136	2.82
Apples	Granny Smith	5 lb bag	161	4.99				
Apples	Honeycrisp	per pound	4,089	2.52	3,880	2.15	806	2.49
Apples	Honeycrisp	3 lb bag	137	3.49	227	4.04	167	4.99
Apples	Jonagold	per pound	143	0.92	331	1.21	15	0.99
Apples	Jonagold	3 lb bag	84	3.99	40	2.87		
Apples	Jonagold	5 lb bag	10	3.99	10	3.99	213	3.99
Apples	Jonathan	per pound	15	0.99	15	0.99		
Apples	Jonathan	3 lb bag	276	2.61	335	2.67	8	3.00
Apples	Mcintosh	per pound	759	0.94	607	0.95	419	1.26
Apples	Mcintosh	3 lb bag	535	2.73	1,600	2.91	275	2.45
Apples	Mcintosh	5 lb bag	167	4.99	167	4.99	213	3.99
Apples	Pink Lady/Cripps Pink	per pound	209	1.75	509	1.15	60	1.08
Apples	Pink Lady/Cripps Pink	3 lb bag	106	2.49	106	2.49		
Apples	Red Delicious	per pound	2,416	1.03	2,618	1.21	2,155	1.42
Apples	Red Delicious	3 lb bag	486	2.85	389	2.91	68	3.31
Apples	Red Delicious	5 lb bag	137	4.66	137	4.65	1,588	3.07
Apples	Rome	per pound	7	0.99	525	1.18	369	0.99
Apples	Rome	3 lb bag	125	2.92	212	2.91	85	2.77
Apples, Processed	Juice	64 oz (1/2 gallon)	2,694	1.73	2,816	2.00	1,203	1.87
Apples, Processed	Juice Marked Cider	64 oz (1/2 gallon)	781	2.85	2,812	2.27	437	2.64

Wtd Avg - Simple weighted average



Apples, Processed	Juice Marked Cider	128 oz (1 gallon)	1,572	4.50	2,372	4.51	442	4.88
Avocados	Hass	each	1,475	1.20	2,025	1.09	4,557	1.72
Avocados	Various Greenskin Varieties	each	387	1.43	795	1.11	28	1.26
Avocados	Various Greenskin Varieties	per pound	6	1.59				
Bananas		per pound	1,840	0.44	668	0.50	1,184	0.82
Blueberries		4.4 oz package	648	3.10	914	2.99	500	3.01
Blueberries		6 oz package	2,567	2.90	4,586	2.76	460	3.46
Blueberries		1 pint package	558	3.50	343	4.07		
Blueberries		18 oz package	137	6.99	12	7.98		
Cantaloups		each	575	2.76	593	2.96	809	2.46
Cantaloups		per pound	15	0.92			31	0.36
Clementines		5 lb package	2,972	5.58	4,714	5.34	4,020	6.09
Clementines		3 lb bag	3,425	4.54	6,773	4.21	1,645	5.45
Clementines		2 lb bag	155	3.48	449	3.53	124	3.70
Cranberries		12 oz bag	9,976	1.98	17,569	1.86	4,203	2.23
Fruit, Other	Apple Pears	per pound	46	1.68	19	1.99	73	1.35
Grapefruit	Red	each	1,920	0.65	1,002	0.92	1,457	0.93
Grapefruit	Red	per pound	17	0.65	47	0.87	59	1.40
Grapefruit	Red	5 lb bag	2,444	3.91	264	3.28	178	4.07
Grapes	Black Seedless	per pound	2,148	2.49	2,558	2.56	814	3.26
Grapes	Red Globe	per pound	678	2.51	809	2.25	1,881	2.08
Grapes	Red Seedless	per pound	4,799	2.28	10,993	2.27	5,147	3.00
Grapes	White Seedless Type	per pound	2,543	2.43	6,149	2.39	5,715	2.94
Honeydews		each	189	2.89	216	2.88		
Honeydews		per pound	41	0.50	17	0.88	64	1.14
Kiwifruit	Hayward	each	625	0.34	614	0.34	161	0.37
Kiwifruit	Hayward	1 lb bag	167	2.99	167	2.99	5	0.14
Lemons		each	576	0.52	612	0.52	320	0.45
Lemons		2 lb bag	942	3.50	167	3.99		
Limes		each	1,776	0.33	753	0.27	461	0.25
Limes		per pound	133	0.55	224	0.45	101	0.64
Mangoes		each	3,843	1.06	2,657	1.11	910	1.13
Misc Berries	Blackberries	5.6 - 6 oz package	4,561	2.17	6,894	2.60	1,993	2.52
Misc Citrus	Satsuma	3 lb bag	61	3.99	186	4.64	143	4.48
Oranges	Navel	each	2,279	0.82	1,866	0.73	1,437	0.77
Oranges	Navel	per pound	1,074	1.07	2,369	1.15	864	1.35
Oranges	Navel	3 lb bag	171	3.53	1,356	3.12	27	3.95
Oranges	Navel	4 lb bag	3,136	2.85	2,284	3.73	2,107	3.00
Oranges	Navel	8 lb bag	195	5.16	276	5.57	96	6.20

Wtd Avg - Simple weighted average



Oranges	Valencia	per pound	9	0.99				
Oranges	Valencia	4 lb bag	20	2.99	17	2.99	9	3.99
Papaya	Maradol/Tainung Types	per pound	328	0.94	810	0.82	207	1.28
Papaya	Solo Type	per pound	3	1.59	51	1.63	6	1.49
Papaya	Solo Type	each	175	1.38	167	1.25		
Peaches	Various Yellow Flesh Varieties	per pound	5	1.89	5	1.89		
Pears	Bartlett	per pound	2,344	1.41	2,836	1.42	1,570	1.47
Pears	Bosc	per pound	1,666	1.52	2,703	1.44	1,870	1.45
Pears	D'Anjou	per pound	1,577	1.42	2,591	1.42	2,158	1.42
Persimmons		each	336	1.25	524	1.29	57	0.79
Persimmons		per pound	22	0.83	48	0.95	28	1.26
Pineapples		each	6,048	2.69	13,439	2.51	3,925	2.83
Pineapples		per pound	255	0.76	488	0.85	197	0.90
Plums		per pound	5	2.69			45	0.49
Pomegranates		each	1,919	2.06	3,716	2.09	2,085	2.62
Raspberries	Red	6 oz package	4,865	2.48	8,002	2.72	2,941	2.72
Tangerines		per pound	42	1.61	17	2.32	205	1.51
Tangerines		5 lb package	1,016	5.62	318	4.34	1,250	5.94
Tangerines		3 lb bag	2,755	4.65	2,154	5.03	608	3.98
Tangerines		2 lb bag	229	3.82	393	3.16	5	2.98
Tangerines		each	96	0.46	202	0.59	97	1.16
Watermelons	Red Flesh Seedless Miniature	each	145	3.39	215	2.80	15	2.49
Watermelons	Red Flesh Seedless Type	per pound	58	0.20	100	0.22	56	0.27
ORGANIC								
Apples	Braeburn	per pound	140	1.56	17	1.87	175	2.04
Apples	Braeburn	3 lb bag	15	2.00			26	4.35
Apples	Fuji	per pound	597	2.20	1,183	1.87	275	2.20
Apples	Fuji	3 lb bag	754	5.95	33	6.26	15	3.99
Apples	Gala	per pound	1,896	1.96	1,359	1.89	578	2.36
Apples	Gala	3 lb bag	754	5.95	192	5.21	75	4.49
Apples	Golden Delicious	per pound	26	1.99	169	1.97	11	2.49
Apples	Golden Delicious	3 lb bag	8	3.99	770	5.97		
Apples	Granny Smith	per pound	454	2.43	1,324	2.04	278	2.35
Apples	Granny Smith	3 lb bag	8	3.99	795	6.00	98	4.91
Apples	Granny Smith	5 lb bag	14	5.99				
Apples	Honeycrisp	per pound	356	3.31	150	3.96		
Apples	Pink Lady/Cripps Pink	per pound	40	2.49	76	2.40	25	2.49
Apples	Red Delicious	per pound	291	2.16	150	1.94	5	0.98



Apples	Red Delicious	3 lb bag	8	4.99	815	5.90	195	4.98
Apples, Processed	Juice	64 oz (1/2 gallon)	7	2.99	325	2.86	205	3.27
Avocados	Hass	each	26	1.45	488	1.63	268	1.83
Bananas		per pound	1,616	0.74	868	0.72	21	0.86
Blueberries		4.4 oz package	364	3.65	474	3.00	147	3.99
Cranberries		12 oz bag	202	2.93	446	3.44	304	2.70
Cranberries		8 oz package	384	3.76	820	3.10	235	3.07
Grapefruit	Red	each	4	0.98	4	0.98	89	1.86
Grapefruit	Red	per pound	18	1.59	18	1.59		
Grapes	Red Seedless	per pound	75	3.38	327	2.28	100	2.98
Grapes	White Seedless Type	per pound	70	3.41	54	3.79		
Lemons		each	273	0.97	15	1.25	89	1.68
Lemons		2 lb bag	90	4.90	197	3.86	86	4.46
Limes		each	68	0.25	68	0.25		
Oranges	Navel	each	358	1.23	281	1.02	118	1.00
Oranges	Navel	per pound	238	1.63	82	1.52	136	1.62
Oranges	Navel	4 lb bag	78	6.09	49	4.81		
Pears	Bartlett	per pound	426	2.23	136	1.94	91	1.99
Pears	Bosc	per pound	106	1.99	179	1.96	63	2.07
Pears	D'Anjou	per pound	178	1.87	294	1.91	181	1.97
Persimmons		each	82	1.35	82	1.50		
Pineapples		each	357	3.10	331	3.99	86	3.99
Pomegranates		each	237	2.20	376	2.08	11	0.98
Raspberries	Red	6 oz package	116	3.13	116	3.13	671	3.97
Tangerines		per pound	18	2.69	21	2.73		
Watermelons	Red Flesh Seedless Miniature	each	13	1.99			7	2.69

ONIONS AND POTATOES

Commodity	Variety	Unit	THIS WEEK		LAST WEEK		LAST YEAR	
			Stores With Ads	Wtd Avg Price	Stores With Ads	Wtd Avg Price	Stores With Ads	Wtd Avg Price
Onions, Dry	Red	per pound	1,028	1.20	877	1.46	226	0.70
Onions, Dry	Red	2 lb bag	83	1.56	75	1.29	26	1.91
Onions, Dry	Red	3 lb bag	6	0.99				
Onions, Dry	White	per pound	398	0.67	1,081	1.11	227	0.85
Onions, Dry	White	3 lb bag	17	1.32	20	1.50		
Onions, Dry	Yellow	per pound	998	0.52	2,116	0.87	500	0.61
Onions, Dry	Yellow	2 lb bag	360	1.06	765	1.11	303	1.05
Onions, Dry	Yellow	3 lb bag	3,271	1.95	6,512	1.38	3,159	1.43

Wtd Avg - Simple weighted average



Onions, Dry	Yellow	5 lb bag	313	2.74	1,152	3.50	93	2.43
Onions, Dry	Yellow Marked Sweet	per pound	3,205	1.16	3,138	1.07	958	2.05
Onions, Dry	Yellow Marked Sweet	2 lb bag	20	1.80	14	1.50		
Onions, Dry	Yellow Marked Sweet	3 lb bag	1,297	3.32	1,662	1.71	106	2.15
Onions, Dry	Yellow Marked Sweet	5 lb bag	98	3.99	155	3.62	98	3.99
Potatoes	Round Red	per pound	548	0.82	652	0.73	307	0.77
Potatoes	Round Red	3 lb bag	64	2.99	469	2.53	33	3.99
Potatoes	Round Red	5 lb bag	1,141	2.94	1,042	2.85	2,064	2.97
Potatoes	Round Red	10 lb bag	87	2.81	126	2.86	74	2.68
Potatoes	Round White	per pound	13	0.50	161	0.89	45	0.57
Potatoes	Round White	5 lb bag	1,088	1.82	2,145	2.38	994	2.55
Potatoes	Round White	10 lb bag	37	2.99	9	2.99	35	2.99
Potatoes	Round White	8 lb bag	224	4.63	228	4.58	246	4.35
Potatoes	Russet	per pound	725	0.82	1,281	0.72	510	1.00
Potatoes	Russet	5 lb bag	7,375	2.62	5,758	2.32	1,840	1.95
Potatoes	Russet	10 lb bag	1,561	2.23	6,240	2.42	1,503	1.86
Potatoes	Russet	8 lb bag	729	3.16	1,243	3.01	627	3.53
Potatoes	Yellow Type	per pound	187	1.10	398	0.97		
Potatoes	Yellow Type	3 lb bag	106	2.37	502	2.49	33	3.99
Potatoes	Yellow Type	5 lb bag	834	3.01	1,063	2.69	1,516	3.25
Potatoes	Yellow Type	10 lb bag	5	2.99	5	2.99	6	3.99
ORGANIC								
Onions, Dry	Yellow	per pound	246	0.99	328	1.04	112	0.89
Onions, Dry	Yellow	3 lb bag	4	3.49	91	3.63	488	3.16
Potatoes	Round Red	3 lb bag	79	2.83	1,606	3.62	284	3.75
Potatoes	Round Red	5 lb bag	208	4.21	14	4.56		
Potatoes	Russet	per pound	5	0.99				
Potatoes	Russet	3 lb bag	350	2.32	2,047	3.16	290	3.75
Potatoes	Russet	5 lb bag	385	3.36	686	3.07	368	4.11
Potatoes	Yellow Type	3 lb bag	79	2.83	1,405	3.49	299	3.69
Potatoes	Yellow Type	5 lb bag	12	4.66	18	4.43	4	3.99
VEGETABLES								
Commodity	Variety	Unit	THIS WEEK		LAST WEEK		LAST YEAR	
			Stores With Ads	Wtd Avg Price	Stores With Ads	Wtd Avg Price	Stores With Ads	Wtd Avg Price
Artichokes		each	161	1.28	997	2.22		
Asparagus	Green	per pound	8,213	3.09	6,181	2.88	4,274	3.16

Wtd Avg - Simple weighted average



Beans	Round Green Type	per pound	4,407	1.50	4,866	1.26	2,526	2.25
Beets		per bunch	9	2.00			25	1.73
Bok Choy		per pound	3	0.88				
Broccoli		per pound	241	0.83	1,644	1.26	191	1.60
Broccoli		per bunch	1,296	1.67	898	1.95	490	2.03
Broccoli	Baby Hybrid Type	per bunch	3	2.98	12	2.50	6	2.50
Broccoli	Crown Cut	per pound	2,198	1.54	5,203	1.40	1,557	2.26
Brussels Sprouts		per pound	1,467	2.41	4,417	2.35	652	2.97
Brussels Sprouts		2 lb bag	141	5.90	396	5.32	39	5.99
Cabbage	Round Green Type	per pound	1,211	0.47	1,042	0.50	568	0.64
Carrots		per pound	110	0.40	179	0.40	787	0.64
Carrots		1 lb bag	292	0.65	409	0.88	85	0.61
Carrots		2 lb bag	398	1.38	564	1.55	861	2.09
Carrots		per bunch	9	2.99			5	1.50
Carrots	Baby Peeled	1 lb bag	3,167	1.22	6,804	1.27	2,799	1.39
Carrots	Baby Peeled	2 lb bag	1,390	2.27	3,516	2.14	1,439	2.39
Cauliflower		each	1,253	2.26	1,388	2.56	439	3.09
Cauliflower		per pound	420	0.91	1,687	1.05	66	0.99
Celery		each	4,774	0.96	15,404	1.00	5,523	1.44
Celery		per pound	144	0.93	568	0.90	261	1.26
Celery	Hearts	each	541	2.39	2,109	2.10	291	2.22
Chinese Cabbage		per pound	6	0.79			16	0.79
Cilantro		per bunch	1,646	0.74	465	0.42	541	0.66
Corn-Sweet		each	170	0.42	234	0.47	225	0.46
Cucumbers		each	2,312	0.66	2,193	0.57	1,472	0.79
Cucumbers		per pound	50	0.40			57	1.03
Cucumbers	Long Seedless-Greenhouse	each	196	1.80	862	1.75	558	1.73
Eggplant		per pound	429	1.33	301	1.07	96	1.28
Eggplant		each	13	0.50	137	1.35	13	1.50
Garlic		per sleeve	64	1.65	63	1.75	88	0.92
Greens	Collard	per bunch	1,311	1.35	3,160	1.49	778	1.07
Greens	Collard	per pound	545	1.17	1,961	0.86	484	0.92
Greens	Collard	1 lb bag	100	2.28	1,921	2.20		
Greens	Kale	per bunch	881	1.22	1,581	1.72	85	0.86
Greens	Kale	per pound	707	1.17	908	0.99	623	0.99
Greens	Kale	1 lb bag	46	2.50	1,866	2.20		
Greens	Mustard	per bunch	731	1.17	2,421	1.36	399	0.67
Greens	Mustard	per pound	7	0.69	800	0.83	581	0.97
Greens	Mustard	1 lb bag	100	2.28	102	2.25		



Greens	Turnip Tops	per bunch	750	1.15	2,361	1.38	392	0.68
Greens	Turnip Tops	per pound	7	0.69	620	0.87	537	0.97
Greens	Turnip Tops	1 lb bag	100	2.28	1,217	2.02		
Lettuce, Iceberg		each	914	0.97	670	1.03	163	1.70
Lettuce, Iceberg		per pound	9	1.29				
Lettuce, Other	Boston	each	8	1.99	8	1.99		
Lettuce, Other	Green Leaf	each	95	1.59	107	1.39	264	1.44
Lettuce, Other	Green Leaf	per pound	47	1.49	12	1.49	32	1.52
Lettuce, Other	Red Leaf	each	69	1.75	48	1.64	238	1.41
Lettuce, Other	Red Leaf	per pound	47	1.49	12	1.49	32	1.52
Lettuce, Romaine		each	133	1.67	44	1.67	233	1.42
Lettuce, Romaine		per pound	249	1.12	202	1.45	10	2.26
Lettuce, Romaine	Hearts	3 count package	1,381	2.84	470	2.71	708	2.96
Mushrooms	Portobella	8 oz package	11	1.50	11	1.50		
Mushrooms	Portobella	6 oz package	11	1.50	148	2.88		
Mushrooms	White	per pound	174	3.28	15	2.50	62	2.62
Mushrooms	White	8 oz package	2,394	1.74	2,227	1.76	2,039	2.56
Mushrooms	White	6 oz package	11	1.50	52	1.33		
Onions Green		per bunch	1,430	0.57	3,978	0.66	431	0.70
Peppers, Bell Type	Green	per pound	734	1.36	1,087	1.43	628	1.64
Peppers, Bell Type	Green	each	1,030	0.79	1,285	0.68	495	0.96
Peppers, Bell Type	Orange	per pound	45	2.39	249	3.22	20	3.49
Peppers, Bell Type	Orange	each	590	1.64	915	1.49	232	1.56
Peppers, Bell Type	Orange-Greenhouse	each	65	1.38	1,073	1.62	491	1.66
Peppers, Bell Type	Red	per pound	406	2.43	608	2.94	324	2.99
Peppers, Bell Type	Red	each	738	1.58	1,535	1.32	399	1.43
Peppers, Bell Type	Red-Greenhouse	each	65	1.38	1,073	1.62	491	1.66
Peppers, Bell Type	Yellow	per pound	60	2.22	249	3.22	20	3.49
Peppers, Bell Type	Yellow	each	590	1.64	915	1.49	232	1.56
Peppers, Bell Type	Yellow-Greenhouse	each	65	1.38	1,073	1.62	491	1.66
Peppers, Other	Jalapeno	per pound	366	0.58	331	0.68	35	0.65
Peppers, Other	Mixed Mini Sweet Types	1 lb package	12	1.99	89	2.93		
Radishes		per bunch	639	0.66	1,575	0.82	536	0.92
Radishes		1 lb bag	327	1.27	560	1.27	336	1.13
Salad	Mixed Types	1 lb bag	15	1.99	71	1.76	73	2.28
Salad	Mixed Types	10 - 12 oz package	4,213	1.91	8,242	2.28	3,593	3.47
Salad	Mixed Types	5 - 9 oz package	3,680	2.20	8,981	2.34	2,963	3.56
Spinach		per bunch	198	1.54	70	0.88	35	1.36
Spinach	Flat, Baby Type	1 lb package	316	5.98			79	2.52

Wtd Avg - Simple weighted average



Spinach	Flat, Baby Type	8 oz package	342	2.10	922	2.36	297	1.80
Spinach	Flat, Baby Type	9 oz package	696	2.47				
Squash	Acorn	per pound	3,786	0.88	4,116	0.84	1,191	0.82
Squash	Butternut	per pound	3,993	0.87	4,410	0.83	1,203	0.82
Squash	Grey	per pound	301	0.69	438	0.69	88	1.02
Squash	Spaghetti	per pound	3,186	0.92	1,873	0.85	855	0.88
Squash	Yellow Crookneck/Straightneck	per pound	2,469	1.35	2,841	1.14	264	1.39
Squash	Zucchini	per pound	2,473	1.34	3,356	1.14	237	1.39
Sweet Potatoes		per pound	7,465	0.56	16,851	0.58	5,205	1.21
Tomatillos		per pound	156	0.61	185	0.62	76	0.85
Tomatoes		per pound	252	1.23	413	1.17	240	1.19
Tomatoes	Vine Ripes	per pound	460	1.86	401	2.34	214	2.16
Tomatoes	Vine Ripes, On The Vine-Greenhouse	per pound	3,429	2.00	3,405	1.92	1,120	2.55
Tomatoes	Vine Ripes-Greenhouse	per pound	42	1.53	673	2.13	20	1.77
Tomatoes, Cherry		1 pint package	230	2.50	321	3.21		
Tomatoes, Grape Type		1 pint package	1,098	2.10	1,745	2.43	1,183	1.93
Tomatoes, Grape Type		10 oz package	952	2.30	896	2.68	400	2.75
Tomatoes, Plum Type	Roma	per pound	912	1.06	870	1.12	319	0.96
Vegetables Other	Cactus Leaf (Nopales)	per pound	13	0.43	13	0.43		
ORGANIC								
Beets		per bunch	20	1.17	258	1.49	18	1.69
Beets		per pound	14	1.63	14	1.63	76	1.69
Broccoli		per pound	89	1.79	329	1.44	27	2.67
Broccoli		per bunch	512	2.56	850	2.62	145	2.45
Broccoli	Baby Hybrid Type	per bunch	7	1.50	80	1.50		
Broccoli	Crown Cut	per pound	355	2.22	134	1.77	10	1.99
Carrots		1 lb bag	153	0.81	410	1.36	192	1.09
Carrots		2 lb bag	2,202	1.66	831	1.88	185	1.97
Carrots		per bunch	124	1.42	103	1.44	4	2.48
Carrots	Baby Peeled	1 lb bag	445	1.84	2,301	1.68	636	1.71
Carrots	Baby Peeled	2 lb bag	2	3.65	271	2.99		
Cauliflower		each	1,086	3.22	406	3.21	86	2.89
Cauliflower		per pound	5	1.99	13	0.79		
Celery		each	355	2.08	874	2.10	155	2.29
Celery		per pound	101	0.82	233	0.98	106	1.07
Celery	Hearts	each	592	2.72	1,183	2.56	289	3.22
Cilantro		per bunch	44	0.99				
Greens	Collard	per bunch	248	1.98	491	1.77	12	1.49

Wtd Avg - Simple weighted average



Greens	Kale	per bunch	651	1.81	743	1.67	45	2.41
Greens	Swiss Chard	per bunch	16	1.67	16	1.67		
Lettuce, Other	Boston	each	8	1.99	8	1.99		
Lettuce, Other	Green Leaf	each	28	1.16	16	1.29	83	2.45
Lettuce, Other	Red Leaf	each	28	1.16	16	1.29	8	1.99
Lettuce, Romaine		each	25	1.51	35	2.62		
Lettuce, Romaine	Hearts	3 count package	827	3.22	531	3.16	371	3.91
Mushrooms	White	8 oz package	239	2.47	841	2.49	115	2.78
Peppers, Bell Type	Green	each	12	0.99			15	1.50
Peppers, Bell Type	Orange	each	157	2.50				
Peppers, Bell Type	Red	per pound	81	3.39	82	3.99		
Peppers, Bell Type	Red	each	165	2.50	76	3.30		
Peppers, Bell Type	Red-Greenhouse	per pound	77	3.99				
Peppers, Bell Type	Yellow	each	157	2.50				
Pumpkins	Pie Type	per pound	101	0.99	101	0.99	109	1.38
Radishes		per bunch	82	1.49	87	1.49	7	0.50
Salad	Mixed Types	1 lb bag	2,035	5.75	2,088	3.84	695	4.95
Salad	Mixed Types	10 - 12 oz package	390	4.58	543	5.03	226	4.70
Salad	Mixed Types	5 - 9 oz package	2,640	3.11	2,602	3.15	1,729	3.34
Spinach		per bunch	44	1.50			5	2.99
Spinach	Flat, Baby Type	1 lb package	1,560	5.81				
Squash	Acorn	per pound	256	1.11	750	1.25	59	1.21
Squash	Butternut	per pound	199	1.31	881	1.31	132	1.33
Squash	Spaghetti	per pound	24	1.24	162	1.19	14	0.99
Squash	Yellow Crookneck/Straightneck	per pound	500	1.85	320	1.31	94	1.59
Squash	Zucchini	per pound	500	1.85	156	1.12	94	1.59
Sweet Potatoes		per pound	700	1.51	1,875	1.59	512	1.74
Tomatoes		per pound	9	2.49	9	2.49	3	2.99
Tomatoes	Vine Ripes	per pound	14	2.99			149	2.99
Tomatoes	Vine Ripes, On The Vine-Greenhouse	per pound	1,169	3.45	1,160	2.50	775	3.58
Tomatoes, Grape Type		1 pint package	463	3.19	808	2.79	592	2.90
Tomatoes, Grape Type		10 oz package	148	2.49	153	2.58	34	3.04

SEASONAL ITEMS

Commodity	Variety	Unit	THIS WEEK		LAST WEEK		LAST YEAR	
			Stores With Ads	Wtd Avg Price	Stores With Ads	Wtd Avg Price	Stores With Ads	Wtd Avg Price
Chayote		per pound	133	0.45	155	0.50	142	0.50



Chayote		each	193	0.62	125	0.37	79	0.30
Misc. Christmas Items	Poinsettias	6 inch pot	3,395	5.07	3,094	7.40	3,004	5.90
Misc. Christmas Items	Poinsettias	8 inch pot	139	17.38				
Potted Plants	Chrysanthemum	6 inch pot	255	10.52	1,393	9.49	295	9.59
Potted Plants	Chrysanthemum	8 inch pot	74	10.99	74	10.99	76	10.96
Rose, Hybrid Tea		bunched 12s	307	14.60	757	10.25	718	9.91
Tulips		bunched 10s	12	7.99	440	8.87		
Tulips		bunched 5s	66	3.33	226	3.89	66	3.33

REGIONAL DETAILS

Commodity Variety	Unit	NORTHEAST U.S.				SOUTHEAST U.S.				MIDWEST U.S.			
		Price Range	Stores with Ads	Wtd Avg Price	% Marked Local	Price Range	Stores with Ads	Wtd Avg Price	% Marked Local	Price Range	Stores with Ads	Wtd Avg Price	% Marked Local
FRUITS													
Apples Braeburn	per pound	0.69-1.29	145	1.10		1.39	52	1.39		0.98-1.49	431	1.31	
Apples Braeburn	3 lb bag					2.88	39	2.88		2.99	5	2.99	
Apples Fuji	per pound	0.88-1.69	489	1.04		0.88-0.98	140	0.95		0.69-0.99	62	0.90	24
Apples Fuji	3 lb bag	3.49	16	3.49		2.98-2.99	43	2.99		2.50	281	2.50	
Apples Gala	per pound	0.98-1.99	768	1.25		0.88-0.99	1,245	0.99		0.79-1.89	399	1.23	4
Apples Gala	3 lb bag	2.50-3.49	159	3.04		1.95-2.99	103	2.38		2.50-3.99	427	2.69	
Apples Gala	5 lb bag	4.99	167	4.99						1.95	19	1.95	
Apples Golden Delicious	per pound	0.98-1.39	109	1.10						0.69-0.99	57	0.92	26
Apples Golden Delicious	3 lb bag	2.50-2.99	47	2.81						2.50-2.99	26	2.78	
Apples Golden Delicious	5 lb bag					4.49	12	4.49		3.69-4.69	73	4.39	
Apples Granny Smith	per pound	0.99-1.99	871	1.61		0.69-1.99	348	1.67		0.79-1.89	602	1.25	
Apples Granny Smith	3 lb bag					2.88	78	2.88		2.88-3.99	24	3.67	
Apples Granny Smith	5 lb bag	4.99	161	4.99									
Apples Honeycrisp	per pound	1.49-2.99	1,302	2.67	2	1.69-2.99	1,739	2.53		0.99-2.98	258	2.20	
Apples Jonagold	per pound	0.99	8	0.99						0.97-0.99	58	0.98	26
Apples Jonagold	3 lb bag					3.99	84	3.99					
Apples Jonagold	5 lb bag					3.99	10	3.99					
Apples Jonathan	per pound									0.99	15	0.99	100
Apples Jonathan	3 lb bag									2.50-2.99	228	2.53	
Apples McIntosh	per pound	0.78-1.79	592	0.93						0.88-1.00	167	0.98	20
Apples McIntosh	3 lb bag	2.50-2.99	126	2.92						2.50-2.99	401	2.66	

Wtd Avg - Simple weighted average



Commodity Variety	Unit	NORTHEAST U.S.				SOUTHEAST U.S.				MIDWEST U.S.			
		Price Range	Stores with Ads	Wtd Avg Price	% Marked Local	Price Range	Stores with Ads	Wtd Avg Price	% Marked Local	Price Range	Stores with Ads	Wtd Avg Price	% Marked Local
Apples McIntosh	5 lb bag	4.99	167	4.99									
Apples Pink Lady/Cripps Pink	per pound	1.99	16	1.99		0.88	45	0.88					
Apples Pink Lady/Cripps Pink	3 lb bag									2.49	106	2.49	
Apples Red Delicious	per pound	0.79-1.49	600	1.28		0.75-0.99	1,366	0.97		0.69-1.19	72	0.97	21
Apples Red Delicious	3 lb bag	2.50-2.99	126	2.92		1.99-2.50	35	2.28		2.50-2.99	305	2.88	
Apples Red Delicious	5 lb bag					4.49-5.00	78	4.92		3.69	22	3.69	
Apples Rome	per pound	0.99	7	0.99									
Apples Rome	3 lb bag					2.88	78	2.88		2.88	7	2.88	
Apples, Processed Juice	64 oz (1/2 gallon)	1.50-3.49	1,404	1.74		1.31-2.97	644	1.78		0.99-2.79	460	1.72	
Apples, Processed Juice Marked Cider	64 oz (1/2 gallon)	1.50-3.99	478	2.79		3.49	214	3.49		1.99	8	1.99	
Apples, Processed Juice Marked Cider	128 oz (1 gallon)	3.99-5.99	1,440	4.38						4.98-5.99	48	5.28	
Avocados Hass	each	0.89-2.50	812	1.57		0.69	7	0.69		0.50-1.99	194	0.79	
Avocados Various Greenskin Varieties	each	1.25-1.67	341	1.46						0.99-1.25	46	1.14	
Bananas	per pound	0.39-0.59	949	0.44		0.40-0.50	430	0.46		0.59-0.69	22	0.61	
Blueberries	4.4 oz package	2.98-2.99	192	2.99		2.99	319	2.99					
Blueberries	6 oz package	1.99-3.99	1,552	3.02		1.98-2.99	153	2.33		2.00-3.49	424	2.67	
Blueberries	1 pint package	2.99-3.99	174	3.04		2.99	214	2.99		2.50-3.99	33	3.04	
Cantaloups	each	2.00-2.99	368	2.71						2.00-2.99	35	2.34	
Clementines	5 lb package	3.99-5.99	1,122	4.91		4.99-7.98	489	6.77		3.99-6.99	805	5.44	
Clementines	3 lb bag	3.99-6.99	1,172	4.67		3.98-5.99	592	5.08		3.88-5.99	996	4.19	
Clementines	2 lb bag	3.49	4	3.49		2.99-3.99	83	3.64		2.98-3.99	42	3.10	
Cranberries	12 oz bag	1.49-2.50	2,293	2.03		1.50-2.50	2,128	2.10		0.98-2.50	2,424	1.85	1
Grapefruit Red	each	0.34-1.50	464	0.95		0.35-1.00	485	0.64		0.33-1.29	627	0.50	
Grapefruit Red	per pound									0.49	8	0.49	
Grapefruit Red	5 lb bag	4.49-4.99	851	4.98		2.99-5.00	1,439	3.35		2.50-3.99	154	3.26	
Grapes Black Seedless	per pound	1.99-2.99	510	2.81		1.99-2.99	1,326	2.41		1.98-2.99	132	2.60	
Grapes Red Globe	per pound	2.49-2.69	211	2.65		2.49	448	2.49		1.49	13	1.49	
Grapes Red Seedless	per pound	1.69-2.99	979	2.73		0.98-2.99	2,382	2.22		0.95-2.99	557	2.04	
Grapes White Seedless Type	per pound	1.99-2.99	569	2.78		1.99-2.99	1,326	2.41		0.99-2.99	241	2.02	
Honeydews	each	2.99	176	2.99						1.49	13	1.49	
Kiwifruit Hayward	each	0.25-0.75	196	0.44		0.25-0.34	280	0.27		0.20-0.79	27	0.46	
Kiwifruit Hayward	1 lb bag	2.99	167	2.99									

Wtd Avg - Simple weighted average



Commodity Variety	Unit	NORTHEAST U.S.				SOUTHEAST U.S.				MIDWEST U.S.			
		Price Range	Stores with Ads	Wtd Avg Price	% Marked Local	Price Range	Stores with Ads	Wtd Avg Price	% Marked Local	Price Range	Stores with Ads	Wtd Avg Price	% Marked Local
Lemons	each	0.40-0.75	238	0.63		0.25-0.59	80	0.32		0.20-0.79	194	0.49	
Lemons	2 lb bag	3.49-3.99	710	3.61		3.49	95	3.49					
Limes	each	0.20-0.75	1,186	0.34		0.25-0.34	324	0.33		0.20-0.59	174	0.29	
Mangoes	each	0.99-2.00	1,524	1.10		1.00-1.25	1,440	1.19		0.69-1.00	729	0.74	
Misc Berries Blackberries	5.6 - 6 oz package	0.79-3.50	1,634	2.53		0.79-3.00	855	2.30		0.89-2.99	1,180	1.57	
Oranges Navel	each	0.25-1.25	1,613	0.86		0.33-1.00	427	0.67		0.50-1.00	174	0.92	
Oranges Navel	per pound	0.88-1.49	225	0.98		0.89-1.49	128	1.41		0.79-1.49	88	1.06	
Oranges Navel	3 lb bag					3.99	45	3.99		2.50-3.49	126	3.37	
Oranges Navel	4 lb bag	1.99-4.99	939	3.20		1.69-4.99	705	3.22		1.49-4.49	1,162	2.36	
Oranges Navel	8 lb bag	4.99	45	4.99		4.95-4.97	70	4.95		4.95	19	4.95	
Oranges Valencia	4 lb bag					2.99	20	2.99					
Papaya Maradol/Tainung Types	per pound	0.99-1.29	68	1.25						0.79	13	0.79	
Papaya Solo Type	each	1.25	167	1.25									
Peaches Various Yellow Flesh Varieties	per pound									1.89	5	1.89	
Pears Bartlett	per pound	0.88-1.99	1,523	1.39		0.99-1.79	321	1.67		0.98-1.99	215	1.22	
Pears Bosc	per pound	0.99-1.89	976	1.48		1.49-1.79	309	1.70		0.69-1.79	213	1.41	
Pears D'Anjou	per pound	0.88-1.99	1,185	1.40		1.49-1.99	104	1.53		0.99-1.69	89	1.12	
Pineapples	each	2.00-3.99	1,870	2.76		1.50-2.99	1,882	2.74		0.99-3.99	716	2.39	
Plums	per pound									2.69	5	2.69	
Pomegranates	each	0.99-3.00	903	2.09		2.00-3.00	223	2.96		1.50-2.50	193	1.99	
Persimmons	each	1.50-2.00	238	1.62									
Raspberries Red	6 oz package	1.99-3.50	1,671	2.85		1.19-3.00	1,948	2.17		1.94-2.99	622	2.27	
Tangerines	5 lb package	4.99-5.99	807	5.80		5.99	95	5.99		3.99-4.99	112	4.03	
Tangerines	3 lb bag	3.79-4.99	786	4.70		2.98-4.99	1,435	4.88		3.99	236	3.99	
Tangerines	2 lb bag					1.98	7	1.98		2.99-4.49	111	4.42	
Tangerines	each	0.40-0.50	76	0.49									
Watermelons Red Flesh Seedless Miniature	each									1.50	8	1.50	
FRUITS - ORGANIC													
Apples Braeburn	per pound	1.99	8	1.99									
Apples Braeburn	3 lb bag									2.00	15	2.00	

Wtd Avg - Simple weighted average



Commodity Variety	Unit	NORTHEAST U.S.				SOUTHEAST U.S.				MIDWEST U.S.			
		Price Range	Stores with Ads	Wtd Avg Price	% Marked Local	Price Range	Stores with Ads	Wtd Avg Price	% Marked Local	Price Range	Stores with Ads	Wtd Avg Price	% Marked Local
Apples Fuji	per pound	2.49-2.99	131	2.85		1.69-2.49	242	2.40					
Apples Fuji	3 lb bag	5.99	651	5.99		5.49-5.99	95	5.81					
Apples Gala	per pound	1.69-2.49	624	1.98		1.99	1,083	1.99		1.79-1.99	26	1.87	
Apples Gala	3 lb bag	5.99	651	5.99		5.49-5.99	95	5.81					
Apples Golden Delicious	per pound	1.99	26	1.99									
Apples Granny Smith	per pound	2.29-2.79	130	2.52		2.79	214	2.79		1.49	3	1.49	
Apples Granny Smith	5 lb bag	5.99	14	5.99									
Apples Honeycrisp	per pound	3.49-3.99	243	3.66		2.49	84	2.49		2.49-2.99	29	2.78	
Apples Red Delicious	per pound	1.99-2.49	286	2.18									
Apples Red Delicious	3 lb bag	4.99	8	4.99									
Apples, Processed Juice	64 oz (1/2 gallon)	2.99	7	2.99									
Bananas	per pound	0.59-0.99	1,290	0.73		0.69-0.79	309	0.76					
Blueberries	4.4 oz package	3.99	149	3.99		3.48	195	3.48		2.49-2.99	20	2.69	
Cranberries	12 oz bag									2.50-3.99	154	2.60	
Cranberries	8 oz package	2.99-3.99	83	3.89		3.99	214	3.99		1.99-3.98	25	3.18	
Grapefruit Red	each									0.98	4	0.98	
Grapes Red Seedless	per pound	2.99-3.49	64	3.45						2.99	11	2.99	
Grapes White Seedless Type	per pound	3.49	59	3.49						2.99	11	2.99	
Lemons	each	1.00	149	1.00		0.99	84	0.99		0.50-0.99	28	0.78	
Lemons	2 lb bag	3.99-4.99	90	4.90									
Oranges Navel	each	1.50	231	1.50						0.75	127	0.75	
Oranges Navel	per pound	1.69	137	1.69						1.49-1.79	28	1.61	
Oranges Navel	4 lb bag	5.99-6.99	78	6.09									
Pears Bartlett	per pound	1.69-2.99	410	2.24									
Pears Bosc	per pound	1.99	37	1.99									
Pears D'Anjou	per pound									1.79	98	1.79	
Pineapples	each	2.98-3.99	357	3.10									
Pomegranates	each									0.98-2.50	134	2.44	
Persimmons	each	1.25-1.50	82	1.35									
Raspberries Red	6 oz package	3.99	8	3.99						2.99-3.00	9	3.00	

ONIONS AND POTATOES

Onions, Dry	per pound	0.79-1.59	457	1.17		0.50-1.59	274	1.35		0.49-	27	0.50	
-------------	-----------	-----------	-----	------	--	-----------	-----	------	--	-------	----	------	--

Wtd Avg - Simple weighted average



Commodity Variety	Unit	NORTHEAST U.S.				SOUTHEAST U.S.				MIDWEST U.S.			
		Price Range	Stores with Ads	Wtd Avg Price	% Marked Local	Price Range	Stores with Ads	Wtd Avg Price	% Marked Local	Price Range	Stores with Ads	Wtd Avg Price	% Marked Local
Red										0.50			
Onions, Dry Red	2 lb bag	1.50	21	1.50		1.58	62	1.58					
Onions, Dry White	per pound	0.79-1.49	140	1.00		0.50	60	0.50		0.33-0.89	73	0.64	
Onions, Dry Yellow	per pound	0.79	341	0.79		0.38-0.50	122	0.44		0.50	19	0.50	
Onions, Dry Yellow	2 lb bag	1.00-1.50	111	1.29		1.00	214	1.00		0.48-1.49	35	0.70	
Onions, Dry Yellow	3 lb bag	0.69-2.99	1,558	2.11		0.99-2.99	753	2.11		0.69-2.00	482	1.48	2
Onions, Dry Yellow	5 lb bag	1.99-2.99	313	2.74									
Onions, Dry Yellow Marked Sweet	per pound	0.47-1.99	849	1.17		0.50-1.49	1,476	1.26		0.48-1.49	456	0.93	
Onions, Dry Yellow Marked Sweet	2 lb bag	2.49	6	2.49		1.50	14	1.50					
Onions, Dry Yellow Marked Sweet	3 lb bag					2.48-3.49	1,278	3.34					
Onions, Dry Yellow Marked Sweet	5 lb bag									3.99	98	3.99	
Potatoes Round Red	per pound	0.69-1.29	325	0.98						1.29	5	1.29	
Potatoes Round Red	3 lb bag	2.99	59	2.99						3.00	5	3.00	
Potatoes Round Red	5 lb bag	2.49-3.99	241	3.54		1.50-3.79	286	3.26		1.50-3.00	321	2.39	
Potatoes Round Red	10 lb bag					2.99	45	2.99		1.99-2.99	42	2.61	
Potatoes Round White	5 lb bag	0.99-2.50	833	1.81	1	0.99-2.45	119	1.65		1.50	19	1.50	
Potatoes Round White	10 lb bag	2.99	37	2.99									
Potatoes Round White	8 lb bag	3.98-4.99	212	4.78						1.99	12	1.99	
Potatoes Russet	per pound	0.69-1.29	421	0.93		0.50	66	0.50		0.69	12	0.69	
Potatoes Russet	5 lb bag	1.78-3.49	2,103	2.60		0.97-3.49	3,354	2.96		0.48-2.49	506	1.63	6
Potatoes Russet	10 lb bag	1.59-2.99	327	1.82		2.98-3.28	207	3.07		1.69-3.99	514	2.38	
Potatoes Russet	8 lb bag	1.98-4.99	259	3.96		1.98-2.98	57	2.33		0.99-3.99	413	2.77	2
Potatoes Yellow Type	per pound	0.99-1.00	167	0.99									
Potatoes Yellow Type	3 lb bag	2.99	59	2.99						1.97	31	1.97	100
Potatoes Yellow Type	5 lb bag	1.99-3.99	395	3.22		2.69-2.99	245	2.98		2.50-3.00	147	2.60	
Potatoes Yellow Type	10 lb bag									2.99	5	2.99	

ONIONS AND POTATOES - ORGANIC

Onions, Dry Yellow	per pound	0.99	16	0.99		0.99	214	0.99		0.98	4	0.98	
Onions, Dry Yellow	3 lb bag	3.49	4	3.49									
Potatoes Round Red	5 lb bag	3.98-4.99	64	4.69		3.99	104	3.99		3.99	26	3.99	
Potatoes Russet	per pound									0.99	5	0.99	
Potatoes Russet	3 lb bag	2.49	16	2.49		1.99-2.49	216	2.49		1.99	118	1.99	

Wtd Avg - Simple weighted average



Commodity Variety	Unit	NORTHEAST U.S.				SOUTHEAST U.S.				MIDWEST U.S.			
		Price Range	Stores with Ads	Wtd Avg Price	% Marked Local	Price Range	Stores with Ads	Wtd Avg Price	% Marked Local	Price Range	Stores with Ads	Wtd Avg Price	% Marked Local
Potatoes Russet	5 lb bag	3.99-4.99	63	4.93						2.29-3.99	269	3.08	
Potatoes Yellow Type	5 lb bag	3.99-4.99	12	4.66									
VEGETABLES													
Artichokes	each	1.00-1.50	156	1.29						0.99	5	0.99	
Asparagus Green	per pound	1.89-3.99	1,860	3.03		1.99-3.98	2,507	3.20		1.88-3.99	1,561	2.92	
Beans Round Green Type	per pound	0.99-1.99	999	1.53		0.98-1.68	2,337	1.45		0.69-1.68	250	1.23	
Broccoli	per pound									0.49-0.99	179	0.85	
Broccoli	per bunch	0.99-2.50	214	1.91		1.28-2.29	545	1.80		1.44-2.49	242	1.82	
Broccoli Crown Cut	per pound	0.99-1.99	940	1.65		1.39-1.99	445	1.67		0.39-2.29	518	1.31	
Brussels Sprouts	per pound	1.99-3.00	556	2.50		1.50-3.00	223	2.94		0.79-2.49	287	2.07	
Brussels Sprouts	2 lb bag	5.99	135	5.99		3.99	6	3.99					
Beets	per bunch	2.00	9	2.00									
Cabbage Round Green Type	per pound	0.49-0.69	239	0.59		0.25-0.69	264	0.40		0.59-0.69	133	0.59	
Carrots	per pound					0.50	20	0.50					
Carrots	1 lb bag	0.33-0.79	277	0.66									
Carrots	2 lb bag					0.99-1.50	83	1.30		0.66-2.49	234	1.36	
Carrots Baby Peeled	1 lb bag	0.99-2.00	1,169	1.46		0.98-1.67	420	1.30		0.89-1.67	761	1.08	
Carrots Baby Peeled	2 lb bag	1.99-2.99	613	2.25		1.99	12	1.99		1.49-2.50	506	2.29	
Cauliflower	each	1.99-2.99	447	2.73		1.50-2.50	131	1.98		1.00-2.99	331	1.98	
Cauliflower	per pound					0.98	7	0.98		0.49-0.99	267	0.87	
Celery	each	0.69-2.00	970	1.21		0.27-1.50	694	1.07		0.39-2.00	1,724	0.88	
Celery	per pound					0.99-1.29	39	1.14		0.79-0.98	18	0.91	
Celery Hearts	each	1.99-2.50	462	2.43		1.69-1.99	64	1.92		2.99	15	2.99	
Cilantro	per bunch	0.50-0.99	67	0.93		0.89	1,083	0.89		0.33-0.99	13	0.58	
Corn-Sweet	each	0.35-0.60	13	0.50						0.50	17	0.50	
Cucumbers	each	0.34-1.25	1,215	0.78		0.50-0.69	231	0.51		0.33-1.00	488	0.56	
Cucumbers Long Seedless-Greenhouse	each	1.00-2.50	152	1.95						1.00-1.99	26	1.72	
Eggplant	per pound	0.99-1.49	352	1.44						0.79	57	0.79	
Garlic	per sleeve					1.99	19	1.99					
Greens Collard	per bunch	0.79-1.50	183	0.85		0.48-2.50	728	1.90		0.75	18	0.75	
Greens Collard	per pound	0.67-1.79	490	1.22	2	0.57-0.79	55	0.67					

Wtd Avg - Simple weighted average



Commodity Variety	Unit	NORTHEAST U.S.				SOUTHEAST U.S.				MIDWEST U.S.			
		Price Range	Stores with Ads	Wtd Avg Price	% Marked Local	Price Range	Stores with Ads	Wtd Avg Price	% Marked Local	Price Range	Stores with Ads	Wtd Avg Price	% Marked Local
Greens Collard	1 lb bag	2.50	7	2.50		1.98	31	1.98		2.00-2.50	23	2.24	
Greens Kale	per bunch	0.79-0.99	183	0.81		0.50-2.50	465	1.70					
Greens Kale	per pound	0.69-1.79	707	1.17									
Greens Kale	1 lb bag	2.50	7	2.50									
Greens Mustard	per bunch					0.48-2.50	331	1.89		0.75	18	0.75	
Greens Mustard	per pound	0.69	7	0.69									
Greens Mustard	1 lb bag	2.50	7	2.50		1.98	31	1.98		2.00-2.50	23	2.24	
Greens Turnip Tops	per bunch					0.48-2.50	350	1.82		0.75	18	0.75	
Greens Turnip Tops	per pound	0.69	7	0.69									
Greens Turnip Tops	1 lb bag	2.50	7	2.50		1.98	31	1.98		2.00-2.50	23	2.24	
Lettuce, Iceberg	each	0.99-1.50	133	1.12		0.88-0.99	423	0.94		0.79-1.50	96	1.15	
Lettuce, Other Green Leaf	each	1.49-2.50	54	1.81									
Lettuce, Other Green Leaf	per pound	1.49	47	1.49									
Lettuce, Other Red Leaf	each	1.49-2.50	54	1.81									
Lettuce, Other Red Leaf	per pound	1.49	47	1.49									
Lettuce, Romaine	each	1.49-2.50	113	1.75									
Lettuce, Romaine	per pound	0.99	137	0.99						0.89-1.29	112	1.27	
Lettuce, Romaine Hearts	3 count package	2.49-3.48	1,087	2.99		1.99-2.99	153	2.66		1.49-2.99	48	2.44	
Mushrooms White	8 oz package	1.00-2.00	1,098	1.82		0.98-2.00	532	1.64		0.98-2.00	393	1.74	
Onions Green	per bunch	0.40-0.67	94	0.60		0.33-0.60	145	0.42		0.33-0.99	735	0.55	
Peppers, Bell Type Green	per pound	0.79-1.88	507	1.44		0.79	53	0.79		0.99-1.69	138	1.31	
Peppers, Bell Type Green	each	0.99-1.25	225	1.23		0.39-1.25	291	0.81		0.50-0.99	67	0.74	
Peppers, Bell Type Orange	per pound	0.99-2.99	45	2.39									
Peppers, Bell Type Orange	each	1.25-2.00	192	1.61		0.88-2.00	276	1.77		1.25-1.67	47	1.60	
Peppers, Bell Type Orange-Greenhouse	each	1.67	20	1.67		1.25	9	1.25					
Peppers, Bell Type Red	per pound	1.99-2.99	377	2.47									
Peppers, Bell Type Red	each	1.25-2.00	359	1.44		1.25-2.00	231	1.94		1.25-1.67	47	1.60	
Peppers, Bell Type Red-Greenhouse	each	1.67	20	1.67		1.25	9	1.25					
Peppers, Bell Type Yellow	per pound	2.49-2.99	39	2.61									
Peppers, Bell Type Yellow	each	1.25-2.00	192	1.61		0.88-2.00	276	1.77		1.25-1.67	47	1.60	
Peppers, Bell Type Yellow-Greenhouse	each	1.67	20	1.67		1.25	9	1.25					
Peppers, Other Jalapeno	per pound									0.69	13	0.69	
Peppers, Other	1 lb									1.99	12	1.99	

Wtd Avg - Simple weighted average



Commodity Variety	Unit	NORTHEAST U.S.				SOUTHEAST U.S.				MIDWEST U.S.			
		Price Range	Stores with Ads	Wtd Avg Price	% Marked Local	Price Range	Stores with Ads	Wtd Avg Price	% Marked Local	Price Range	Stores with Ads	Wtd Avg Price	% Marked Local
Mixed Mini Sweet Types	package												
Radishes	per bunch	0.99	27	0.99		0.99	214	0.99		0.33-1.49	164	0.56	
Radishes	1 lb bag									0.98-1.49	261	1.20	
Salad Mixed Types	1 lb bag									1.99	15	1.99	
Salad Mixed Types	10 - 12 oz package	0.99-3.00	1,677	1.88		0.50-2.50	461	1.78		0.50-2.50	1,114	2.10	
Salad Mixed Types	5 - 9 oz package	0.99-3.99	1,812	2.18	1	1.99-2.50	303	2.23		0.99-3.00	1,138	2.22	
Spinach	per bunch	1.49-2.49	167	1.67									
Spinach Flat, Baby Type	1 lb package	5.98	316	5.98									
Spinach Flat, Baby Type	8 oz package	1.50-2.00	33	1.76		2.50	54	2.50		1.99-2.69	35	2.17	
Spinach Flat, Baby Type	9 oz package	2.00-2.50	601	2.47		2.50	95	2.50					
Squash Acorn	per pound	0.47-0.99	982	0.73	1	0.88-0.99	221	0.99		0.49-0.98	1,312	0.90	3
Squash Butternut	per pound	0.39-0.99	1,072	0.73	1	0.88-0.99	221	0.99		0.39-0.98	1,439	0.87	2
Squash Spaghetti	per pound	0.49-0.99	433	0.83	2	0.88-0.99	221	0.99		0.49-0.98	1,276	0.91	1
Squash Yellow Crookneck/Straightneck	per pound	0.99-1.79	677	1.48		0.98-1.79	1,592	1.35		0.79-1.29	192	0.95	
Squash Zucchini	per pound	0.79-1.79	742	1.45		0.98-1.79	1,469	1.36		0.79-1.29	197	0.96	
Sweet Potatoes	per pound	0.33-0.99	1,603	0.62		0.25-0.99	2,149	0.45		0.23-1.00	1,735	0.53	
Tomatoes	per pound	0.99-1.99	97	1.35		0.99	7	0.99		0.49-1.99	85	1.33	
Tomatoes Vine Ripes	per pound	1.50-2.49	301	2.06		0.98-1.50	79	1.41		1.49-1.79	38	1.60	
Tomatoes Vine Ripes-Greenhouse	per pound	1.79	7	1.79		1.79	2	1.79		0.89-1.99	33	1.46	
Tomatoes Vine Ripes, On The Vine-Greenhouse	per pound	1.29-2.99	968	2.35		1.49-1.99	1,730	1.89		1.29-2.29	330	1.63	
Tomatoes, Cherry	1 pint package	2.50	16	2.50		2.50	214	2.50					
Tomatoes, Grape Type	1 pint package	0.99-3.00	765	2.01		1.25-2.99	245	2.46		0.99-2.50	80	1.80	
Tomatoes, Grape Type	10 oz package	2.00-2.50	470	2.08		2.25	12	2.25		1.50-2.99	178	2.60	
Tomatoes, Plum Type Roma	per pound	0.99-1.99	404	1.19		0.98-1.49	81	1.06		0.69-1.50	163	1.29	
Vegetables Other Cactus Leaf (Nopales)	per pound									0.49	8	0.49	
VEGETABLES - ORGANIC													
Broccoli	per pound									1.79	3	1.79	
Broccoli	per bunch	2.50-3.00	38	2.89		1.99-3.00	298	2.72		1.88-2.99	86	2.57	
Broccoli Baby Hybrid Type	per bunch					1.50	7	1.50					
Broccoli Crown Cut	per pound	2.49	221	2.49						1.79	127	1.79	

Wtd Avg - Simple weighted average



Commodity Variety	Unit	NORTHEAST U.S.				SOUTHEAST U.S.				MIDWEST U.S.			
		Price Range	Stores with Ads	Wtd Avg Price	% Marked Local	Price Range	Stores with Ads	Wtd Avg Price	% Marked Local	Price Range	Stores with Ads	Wtd Avg Price	% Marked Local
Beets	per bunch					1.50	7	1.50					
Carrots	1 lb bag									0.98	4	0.98	
Carrots	2 lb bag	1.78-2.69	334	1.83		1.56	1,086	1.56		1.67-1.99	242	1.98	
Carrots	per bunch									1.36	3	1.36	
Carrots Baby Peeled	1 lb bag	1.50-2.00	231	1.99		1.99	31	1.99		1.67-1.69	121	1.69	
Cauliflower	each	2.99-3.99	794	3.42		2.49-3.49	179	3.02		2.00-2.49	15	2.39	
Cauliflower	per pound									1.99	5	1.99	
Celery	each	1.99-2.29	38	2.12		2.29	214	2.29		1.49-2.00	44	1.87	
Celery	per pound									0.39	3	0.39	
Celery Hearts	each	2.49-3.49	390	2.92		1.99-2.50	33	2.02		1.49-2.50	41	2.24	
Greens Collard	per bunch	2.00	16	2.00		2.00	214	2.00					
Greens Kale	per bunch	1.50-1.99	98	1.58		1.98-1.99	409	1.99					
Lettuce, Other Green Leaf	each									0.99	12	0.99	
Lettuce, Other Red Leaf	each									0.99	12	0.99	
Lettuce, Romaine	each									0.99	12	0.99	
Lettuce, Romaine Hearts	3 count package	2.50-3.99	479	3.51						2.99	101	2.99	
Mushrooms White	8 oz package	1.99-2.49	20	2.39		2.49	214	2.49					
Peppers, Bell Type Green	each									0.99	12	0.99	
Peppers, Bell Type Orange	each	2.50	157	2.50									
Peppers, Bell Type Red	per pound	2.99-3.99	13	3.37									
Peppers, Bell Type Red	each	2.49-2.50	165	2.50									
Peppers, Bell Type Red-Greenhouse	per pound	3.99	77	3.99									
Peppers, Bell Type Yellow	each	2.50	157	2.50									
Pumpkins Pie Type	per pound									0.99	3	0.99	
Radishes	per bunch	1.49	82	1.49									
Salad Mixed Types	1 lb bag	4.49-5.98	394	5.69		4.49-5.98	1,099	5.96					
Salad Mixed Types	10 - 12 oz package	4.99	135	4.99						3.99	167	3.99	
Salad Mixed Types	5 - 9 oz package	2.50-3.79	1,051	3.17		2.50-3.79	1,287	2.93		2.50-3.00	42	2.82	
Spinach Flat, Baby Type	1 lb package					5.98	1,086	5.98					
Squash Acorn	per pound									0.89-1.49	193	1.14	
Squash Butternut	per pound									0.99-1.49	87	1.46	
Squash Spaghetti	per pound									1.49	12	1.49	
Squash	per pound	0.99-2.50	486	1.84						1.99	14	1.99	

Wtd Avg - Simple weighted average



Commodity Variety	Unit	NORTHEAST U.S.				SOUTHEAST U.S.				MIDWEST U.S.			
		Price Range	Stores with Ads	Wtd Avg Price	% Marked Local	Price Range	Stores with Ads	Wtd Avg Price	% Marked Local	Price Range	Stores with Ads	Wtd Avg Price	% Marked Local
Yellow Crookneck/Straightneck Squash	per pound	0.99-2.50	486	1.84						1.99	14	1.99	
Zucchini	per pound	1.29-1.99	182	1.75		1.29-1.49	252	1.32		1.39-1.99	16	1.88	
Sweet Potatoes	per pound									2.49	9	2.49	
Tomatoes	per pound												
Tomatoes Vine Ripes	per pound	2.99	14	2.99									
Tomatoes Vine Ripes, On The Vine-Greenhouse	per pound	1.99-3.99	1,074	3.44		3.49	95	3.49					
Tomatoes, Grape Type	1 pint package	2.50-3.49	249	2.93		3.49	214	3.49					
Tomatoes, Grape Type	10 oz package	2.50	20	2.50									

SEASONAL ITEMS

Chayote	each	0.50-1.50	114	0.87									
Misc. Christmas Items Poinsettias	6 inch pot	3.33-9.99	1,717	5.48		3.49-6.99	473	4.76		3.49-7.99	885	4.24	
Misc. Christmas Items Poinsettias	8 inch pot	16.99	121	16.99						20.00	18	20.00	
Potted Plants Chrysanthemum	6 inch pot	6.49-8.99	90	6.93		6.25-8.99	22	7.74		6.99-14.99	134	13.48	
Potted Plants Chrysanthemum	8 inch pot	10.99	74	10.99									
Rose, Hybrid Tea	bunched 12s	6.99-19.99	162	18.21						14.99	8	14.99	
Tulips	bunched 10s									7.99	12	7.99	

Commodity Variety	Unit	SOUTH CENTRAL U.S.				SOUTHWEST U.S.				NORTHWEST U.S.			
		Price Range	Stores with Ads	Wtd Avg Price	% Marked Local	Price Range	Stores with Ads	Wtd Avg Price	% Marked Local	Price Range	Stores with Ads	Wtd Avg Price	% Marked Local
FRUITS													
Apples Braeburn	per pound	0.99-1.48	140	1.32		0.88-1.79	34	1.14		0.99	28	0.99	
Apples Fuji	per pound	0.99-1.68	146	1.47		0.49-1.99	271	1.50		0.99	45	0.99	
Apples Fuji	3 lb bag	2.99	40	2.99	50								
Apples Gala	per pound	0.88-1.68	207	1.35		0.50-1.99	317	1.22		0.99	28	0.99	
Apples Gala	3 lb bag	1.69-3.00	259	1.93	8	1.95-2.99	176	2.76					
Apples Golden Delicious	per pound	0.99-1.68	67	1.58		0.79-1.79	23	1.14					
Apples Golden Delicious	3 lb bag	2.99-3.00	48	2.99	42								
Apples	5 lb bag	4.69	37	4.69									

Wtd Avg - Simple weighted average



Commodity Variety	Unit	SOUTH CENTRAL U.S.				SOUTHWEST U.S.				NORTHWEST U.S.			
		Price Range	Stores with Ads	Wtd Avg Price	% Marked Local	Price Range	Stores with Ads	Wtd Avg Price	% Marked Local	Price Range	Stores with Ads	Wtd Avg Price	% Marked Local
Golden Delicious													
Apples Granny Smith	per pound	0.88-1.68	398	1.28		0.59-1.99	307	1.46		0.99-1.29	65	1.16	
Apples Granny Smith	3 lb bag					2.99	137	2.99					
Apples Honeycrisp	per pound	1.98	57	1.98		0.50-3.69	591	2.34		1.98-2.79	142	2.67	
Apples Honeycrisp	3 lb bag					3.49	137	3.49					
Apples Jonagold	per pound	0.99	22	0.99		0.79-0.88	55	0.81					
Apples Jonathan	3 lb bag	2.99-3.00	48	2.99	42								
Apples Mcintosh	3 lb bag	3.00	8	3.00									
Apples Pink Lady/Cripps Pink	per pound	1.99	11	1.99		1.99	137	1.99					
Apples Red Delicious	per pound	0.79-1.68	232	1.04		0.50-1.79	146	0.67					
Apples Red Delicious	3 lb bag	2.99-3.00	20	2.99									
Apples Red Delicious	5 lb bag	4.69	37	4.69									
Apples Rome	3 lb bag	2.99	40	2.99									
Apples, Processed Juice	64 oz (1/2 gallon)	1.39-1.50	90	1.45		1.29-2.99	95	1.74					
Apples, Processed Juice Marked Cider	64 oz (1/2 gallon)	1.50	34	1.50		1.50	44	1.50					
Apples, Processed Juice Marked Cider	128 oz (1 gallon)	5.99	75	5.99		7.99	9	7.99					
Avocados Hass	each	0.25-1.25	210	0.91		0.20-2.00	224	0.54		0.89-0.99	28	0.93	
Bananas	per pound	0.33-0.39	220	0.35		0.25-0.79	219	0.52					
Blueberries	4.4 oz package					3.50	137	3.50					
Blueberries	6 oz package	2.98-4.99	153	3.69		1.50-3.50	87	2.93		2.00-2.50	187	2.18	
Blueberries	1 pint package					5.00	137	5.00					
Blueberries	18 oz package					6.99	137	6.99					
Cantaloups	each	2.50-2.99	35	2.86		2.99	137	2.99					
Cantaloups	per pound					0.88	9	0.88					
Clementines	5 lb package	4.99-6.99	322	6.20		5.99	174	5.99		5.99	60	5.99	
Clementines	3 lb bag	3.98-5.99	235	4.56		3.48-5.00	214	4.52		3.77-3.99	205	3.86	
Clementines	2 lb bag	2.98-3.99	16	3.67		3.49	8	3.49		2.98	2	2.98	
Cranberries	12 oz bag	0.99-2.50	2,094	1.87		1.98-2.50	656	2.20		0.98-2.50	364	2.08	2
Fruit, Other Apple Pears	per pound	1.99	3	1.99		1.19-1.99	32	1.59		1.29	2	1.29	
Grapefruit Red	each	0.33-0.50	203	0.45		0.50-1.00	90	0.58		0.50-1.00	51	0.83	
Grapefruit Red	per pound					0.79	9	0.79					
Grapes Black Seedless	per pound	1.69-2.69	45	2.56						1.88	121	1.88	
Grapes Red Globe	per pound					0.79	6	0.79					
Grapes	per pound	0.95-2.99	420	2.04		0.79-3.39	239	2.21		1.88-	205	2.01	

Wtd Avg - Simple weighted average



Commodity Variety	Unit	SOUTH CENTRAL U.S.				SOUTHWEST U.S.				NORTHWEST U.S.			
		Price Range	Stores with Ads	Wtd Avg Price	% Marked Local	Price Range	Stores with Ads	Wtd Avg Price	% Marked Local	Price Range	Stores with Ads	Wtd Avg Price	% Marked Local
Red Seedless										2.49			
Grapes White Seedless Type	per pound	1.48-2.49	90	1.90		1.50-3.69	123	2.69		1.88-2.49	180	1.99	
Honeydews	per pound					0.50	41	0.50					
Kiwifruit Hayward	each	0.33	40	0.33		0.25	45	0.25		0.40	37	0.40	
Lemons	each	0.33-0.60	64	0.44									
Lemons	2 lb bag					2.98	137	2.98					
Limes	each	0.08-0.25	87	0.17		0.08	5	0.08					
Limes	per pound					0.33-0.69	133	0.55					
Mangoes	each	1.00	40	1.00		0.50-1.99	95	0.97		0.58	15	0.58	
Misc Berries Blackberries	5.6 - 6 oz package	0.89-2.98	432	1.67		1.50-3.50	262	2.98		2.00-2.50	187	2.18	
Misc Citrus Satsuma	3 lb bag									3.99	61	3.99	
Oranges Navel	each	0.17-0.50	65	0.46									
Oranges Navel	per pound	0.98-1.49	265	1.10		0.25-1.49	332	0.94		0.98-1.49	30	1.46	
Oranges Navel	4 lb bag	1.89-4.99	330	2.80									
Oranges Navel	8 lb bag	4.95-6.98	22	6.70		4.95	39	4.95					
Oranges Valencia	per pound					0.99	9	0.99					
Papaya Maradol/Tainung Types	per pound	0.50-1.99	198	0.87		0.79	49	0.79					
Papaya Solo Type	each					3.99	8	3.99					
Pears Bartlett	per pound	1.69	8	1.69		1.49-1.59	145	1.58		0.99	121	0.99	
Pears Bosc	per pound	1.69	8	1.69		0.99-1.99	160	1.55					
Pears D'Anjou	per pound	0.87-1.99	54	1.74		1.49-1.59	145	1.58					
Pineapples	each	1.49-3.99	583	2.49		0.99-2.99	545	2.83		2.50-3.00	441	2.69	
Pineapples	per pound					0.33-0.98	223	0.74		0.98	29	0.98	
Pomegranates	each	0.50-2.50	296	1.02		1.29-3.50	298	2.35		3.00	6	3.00	
Persimmons	each					0.25-0.89	94	0.30		0.98	2	0.98	
Persimmons	per pound					0.50-0.99	22	0.83					
Raspberries Red	6 oz package	2.00-2.98	208	2.55		2.99-3.50	218	3.33		2.00-2.50	187	2.18	
Tangerines	per pound					0.69-2.69	39	1.58					
Tangerines	3 lb bag	3.99	141	3.99		1.99-3.99	82	3.28		3.78-4.99	75	4.40	
Tangerines	2 lb bag	2.98-3.99	111	3.33									
Tangerines	each	0.25-0.40	20	0.35									
Watermelons Red Flesh Seedless Miniature	each					3.50	137	3.50					
Watermelons	per pound					0.19-0.25	58	0.20					

Wtd Avg - Simple weighted average



Commodity Variety	Unit	SOUTH CENTRAL U.S.				SOUTHWEST U.S.				NORTHWEST U.S.			
		Price Range	Stores with Ads	Wtd Avg Price	% Marked Local	Price Range	Stores with Ads	Wtd Avg Price	% Marked Local	Price Range	Stores with Ads	Wtd Avg Price	% Marked Local
Red Flesh Seedless Type													
FRUITS - ORGANIC													
Apples Braeburn	per pound									1.49	121	1.49	
Apples Fuji	per pound	1.49-1.69	34	1.67		1.49-2.99	40	1.99		1.19-1.49	139	1.45	
Apples Fuji	3 lb bag									3.99	8	3.99	
Apples Gala	per pound					1.98-2.99	31	2.24		1.49	121	1.49	
Apples Gala	3 lb bag									3.99	8	3.99	
Apples Golden Delicious	3 lb bag									3.99	8	3.99	
Apples Granny Smith	per pound	1.49	68	1.49		1.49-2.99	13	2.41		1.49-1.99	24	1.62	25
Apples Granny Smith	3 lb bag									3.99	8	3.99	
Apples Pink Lady/Cripps Pink	per pound	2.49	40	2.49									
Apples Red Delicious	per pound	0.98	5	0.98									
Avocados Hass	each	0.98	5	0.98		0.99-2.50	21	1.57					
Bananas	per pound									0.79	17	0.79	
Cranberries	12 oz bag	3.99	40	3.99		3.99	8	3.99					
Cranberries	8 oz package	2.98-2.99	49	2.99		2.99	9	2.99		2.98	2	2.98	
Grapefruit Red	per pound									1.59	18	1.59	
Lemons	each	0.98	10	0.98						0.98	2	0.98	
Limes	each	0.25	68	0.25									
Oranges Navel	per pound	1.49-1.98	73	1.52									
Pears Bartlett	per pound					1.99	16	1.99					
Pears Bosc	per pound	1.99	40	1.99		1.99	29	1.99					
Pears D'Anjou	per pound	1.99	40	1.99		1.99	22	1.99		1.89	18	1.89	
Pomegranates	each	0.98-1.99	78	1.86		1.99	5	1.99		0.98-1.99	20	1.89	
Raspberries Red	6 oz package	2.99	68	2.99		2.99-3.99	13	3.61		2.99	18	2.99	
Tangerines	per pound									2.69	18	2.69	
Watermelons Red Flesh Seedless Miniature	each					1.99	13	1.99					
ONIONS AND POTATOES													
Onions, Dry Red	per pound	0.49-0.68	32	0.65		0.50-1.49	200	1.25		0.59-1.29	38	1.11	
Onions, Dry Red	3 lb bag					0.99	6	0.99					
Onions, Dry	per pound	0.44-0.50	19	0.45		0.20-0.99	106	0.40					

Wtd Avg - Simple weighted average



Commodity Variety	Unit	SOUTH CENTRAL U.S.				SOUTHWEST U.S.				NORTHWEST U.S.			
		Price Range	Stores with Ads	Wtd Avg Price	% Marked Local	Price Range	Stores with Ads	Wtd Avg Price	% Marked Local	Price Range	Stores with Ads	Wtd Avg Price	% Marked Local
White													
Onions, Dry White	3 lb bag	1.50	11	1.50		0.99	6	0.99					
Onions, Dry Yellow	per pound	0.25-0.50	324	0.35		0.13-0.99	113	0.39		0.33-0.79	77	0.40	8
Onions, Dry Yellow	3 lb bag	0.99-2.50	465	1.63		0.99	6	0.99					
Onions, Dry Yellow Marked Sweet	per pound	0.50-1.28	199	0.97		0.50-1.49	183	1.26		0.48-0.79	39	0.77	
Onions, Dry Yellow Marked Sweet	3 lb bag	1.99-2.49	19	2.33									
Potatoes Round Red	per pound	0.69-0.99	75	0.79		0.33-0.50	143	0.45					
Potatoes Round Red	5 lb bag	1.49-3.50	36	2.11		0.99-3.49	257	2.84					
Potatoes Round White	per pound					0.50	13	0.50					
Potatoes Round White	5 lb bag	1.50-2.50	78	2.46		1.50	39	1.50					
Potatoes Russet	per pound	0.50	38	0.50		0.14-1.99	165	0.80		0.48	15	0.48	
Potatoes Russet	5 lb bag	0.97-1.99	437	1.77		1.49-2.87	702	2.52		0.98-2.27	268	1.97	2
Potatoes Russet	10 lb bag	1.49-3.48	286	2.29		0.98-2.99	181	1.61		1.50	45	1.50	
Potatoes Yellow Type	per pound	2.00	20	2.00									
Potatoes Yellow Type	3 lb bag	0.88	16	0.88									
Potatoes Yellow Type	5 lb bag	2.49-3.50	47	2.77									
ONIONS AND POTATOES - ORGANIC													
Onions, Dry Yellow	per pound	0.98	10	0.98						0.98	2	0.98	
Potatoes Round Red	3 lb bag					1.99	13	1.99		2.99	66	2.99	100
Potatoes Round Red	5 lb bag	3.99	14	3.99									
Potatoes Russet	5 lb bag					2.29-3.99	27	3.38	19	2.29-2.99	26	2.51	
Potatoes Yellow Type	3 lb bag					1.99	13	1.99		2.99	66	2.99	100
VEGETABLES													
Asparagus Green	per pound	2.97-4.69	1,363	3.18		2.69-4.99	577	3.42		1.99-2.99	333	2.62	
Bok Choy	per pound	0.88	3	0.88									
Beans Round Green Type	per pound	1.29-1.99	75	1.64		0.99-2.19	536	1.71		0.98-2.29	208	1.68	
Broccoli	per pound					0.69-0.79	52	0.70		1.29	10	1.29	
Broccoli	per bunch	0.89-1.99	256	1.09		1.50	39	1.50					
Broccoli Crown Cut	per pound	1.00-1.99	105	1.48		0.79-1.99	61	0.95		0.99-1.99	127	1.47	
Brussels Sprouts	per pound	1.99-2.39	45	2.22		1.99-2.99	182	2.27		0.98-2.99	161	2.17	
Cabbage Round Green Type	per pound	0.33-0.59	256	0.46		0.20-0.33	187	0.27		0.49	121	0.49	
Carrots	per pound					0.33-0.50	90	0.38					

Wtd Avg - Simple weighted average



Commodity Variety	Unit	SOUTH CENTRAL U.S.				SOUTHWEST U.S.				NORTHWEST U.S.			
		Price Range	Stores with Ads	Wtd Avg Price	% Marked Local	Price Range	Stores with Ads	Wtd Avg Price	% Marked Local	Price Range	Stores with Ads	Wtd Avg Price	% Marked Local
Carrots	1 lb bag	0.50	10	0.50		0.33	5	0.33					
Carrots	2 lb bag	1.50	36	1.50		1.59	15	1.59		0.98-1.59	30	1.55	
Carrots	per bunch					2.99	9	2.99					
Carrots Baby Peeled	1 lb bag	0.49-1.50	705	0.90		0.79-1.49	107	1.31		0.98	2	0.98	
Carrots Baby Peeled	2 lb bag	2.39-2.50	72	2.49		1.98-2.50	102	2.37		1.25-2.50	82	2.08	
Cauliflower	each	1.50-2.99	168	2.14		1.50-2.00	176	1.89					
Cauliflower	per pound					0.69-0.79	50	0.78		0.98-1.29	91	1.02	
Celery	each	0.37-1.39	946	0.81		0.49-1.49	391	0.85		0.88-0.99	47	0.92	
Celery	per pound					0.88	11	0.88		0.79	61	0.79	
Cilantro	per bunch	0.25-0.89	173	0.42		0.20-0.50	310	0.37					
Corn-Sweet	each	0.25	26	0.25		0.33-0.50	114	0.43					
Cucumbers	each	0.33-1.00	146	0.53		0.25-0.50	156	0.36		0.50-0.89	76	0.81	
Cucumbers	per pound					0.25-0.33	47	0.32					
Cucumbers Long Seedless-Greenhouse	each					0.69	16	0.69		0.79	2	0.79	
Eggplant	per pound	1.49	8	1.49		0.50-0.69	12	0.60					
Eggplant	each					0.50	13	0.50					
Garlic	per sleeve					1.50	45	1.50					
Greens Collard	per bunch	0.33-1.25	315	0.54		0.50-0.79	67	0.68					
Greens Collard	1 lb bag	2.50	39	2.50									
Greens Kale	per bunch	0.33-0.50	213	0.46		1.99	9	1.99					
Greens Kale	1 lb bag	2.50	39	2.50									
Greens Mustard	per bunch	0.33-1.25	315	0.54		0.50-0.79	67	0.68					
Greens Mustard	1 lb bag	2.50	39	2.50									
Greens Turnip Tops	per bunch	0.33-1.25	315	0.54		0.50-0.79	67	0.68					
Greens Turnip Tops	1 lb bag	2.50	39	2.50									
Lettuce, Iceberg	each	0.98-1.18	167	1.04		0.49-0.69	95	0.58					
Lettuce, Other Boston	each					1.99	8	1.99					
Lettuce, Other Green Leaf	each	1.19	26	1.19		0.99-1.99	15	1.52					
Lettuce, Other Red Leaf	each					0.99-1.99	15	1.52					
Lettuce, Romaine	each					0.50-1.99	20	1.27					
Lettuce, Romaine Hearts	3 count package	1.99	36	1.99		0.79-1.50	57	1.36					
Mushrooms Portobella	8 oz package					1.50	11	1.50					

Wtd Avg - Simple weighted average



Commodity Variety	Unit	SOUTH CENTRAL U.S.				SOUTHWEST U.S.				NORTHWEST U.S.			
		Price Range	Stores with Ads	Wtd Avg Price	% Marked Local	Price Range	Stores with Ads	Wtd Avg Price	% Marked Local	Price Range	Stores with Ads	Wtd Avg Price	% Marked Local
Mushrooms Portobella	6 oz package					1.50	11	1.50					
Mushrooms White	per pound					3.49	137	3.49		2.49	37	2.49	
Mushrooms White	8 oz package	1.36-1.88	183	1.67		1.29-2.00	125	1.72		0.98-1.50	63	1.48	
Mushrooms White	6 oz package					1.50	11	1.50					
Onions Green	per bunch	0.33-0.99	174	0.75		0.17-0.78	245	0.58		0.50	37	0.50	
Peppers, Bell Type Green	per pound					0.79-1.69	36	1.40					
Peppers, Bell Type Green	each	0.45-1.00	432	0.58						0.50	15	0.50	
Peppers, Bell Type Orange	each	1.25	73	1.25						1.50	2	1.50	
Peppers, Bell Type Orange-Greenhouse	each	1.25	36	1.25									
Peppers, Bell Type Red	per pound					1.49-2.69	29	1.82					
Peppers, Bell Type Red	each	1.19-1.25	99	1.23						1.50	2	1.50	
Peppers, Bell Type Red-Greenhouse	each	1.25	36	1.25									
Peppers, Bell Type Yellow	per pound					1.49	21	1.49					
Peppers, Bell Type Yellow	each	1.25	73	1.25						1.50	2	1.50	
Peppers, Bell Type Yellow-Greenhouse	each	1.25	36	1.25									
Peppers, Other Jalapeno	per pound	0.50	147	0.50		0.25-0.79	206	0.63					
Radishes	per bunch	0.50-0.99	29	0.79		0.17-0.50	168	0.31		0.50	37	0.50	
Radishes	1 lb bag	1.49-1.59	66	1.53									
Salad Mixed Types	10 - 12 oz package	0.50-2.50	479	2.04		0.50-3.00	301	1.51		0.79-2.50	181	1.68	
Salad Mixed Types	5 - 9 oz package	1.99-2.50	196	2.27		2.00-3.00	141	2.26		1.67-2.50	90	2.23	
Spinach	per bunch	0.88	26	0.88		0.50	5	0.50					
Spinach Flat, Baby Type	8 oz package	1.79-2.29	134	2.10		1.50-2.00	86	1.94					
Squash Acorn	per pound	0.79-0.99	1,099	0.97		0.89-0.99	145	0.90		0.48-0.59	25	0.52	
Squash Butternut	per pound	0.79-0.99	1,099	0.97		0.50-0.99	150	0.88		0.59	10	0.59	
Squash Grey	per pound	0.66-0.89	155	0.87		0.49-0.50	146	0.50					
Squash Spaghetti	per pound	0.79-0.99	1,099	0.97		0.89-0.99	145	0.90		0.59	10	0.59	
Squash Yellow Crookneck/Straightneck	per pound	1.49	8	1.49									
Squash Zucchini	per pound	0.59-1.49	16	1.04		0.50-1.29	49	0.63					
Sweet Potatoes	per pound	0.20-0.89	889	0.46		0.25-1.29	821	0.84		0.48-0.99	251	0.67	
Tomatoes	per pound					0.50-1.99	52	0.73		1.48-1.99	11	1.90	
Tomatoes Vine Ripes	per pound	1.50	3	1.50		1.50	39	1.50					
Tomatoes Vine Ripes, On The Vine-Greenhouse	per pound	1.49-2.50	270	1.98		1.50-2.49	59	1.79		1.29-2.49	70	1.91	



Commodity Variety	Unit	SOUTH CENTRAL U.S.				SOUTHWEST U.S.				NORTHWEST U.S.			
		Price Range	Stores with Ads	Wtd Avg Price	% Marked Local	Price Range	Stores with Ads	Wtd Avg Price	% Marked Local	Price Range	Stores with Ads	Wtd Avg Price	% Marked Local
Tomatoes, Grape Type	1 pint package					3.00	8	3.00					
Tomatoes, Grape Type	10 oz package	0.99-2.99	124	2.67		2.50	91	2.50		1.99	66	1.99	
Tomatoes, Plum Type Roma	per pound	0.44-1.29	238	0.69		0.69-1.69	23	1.04					
Tomatillos	per pound	0.49-0.77	23	0.68		0.49-0.79	133	0.60					
Vegetables Other Cactus Leaf (Nopales)	per pound					0.33	5	0.33					
VEGETABLES - ORGANIC													
Broccoli	per pound	1.79	68	1.79						1.79	18	1.79	
Broccoli	per bunch	1.88-1.98	83	1.89		1.79	5	1.79					
Broccoli Crown Cut	per pound					1.49	7	1.49					
Beets	per bunch					0.99	13	0.99					
Beets	per pound					0.99-1.99	14	1.63					
Carrots	1 lb bag	0.98	10	0.98		0.79	137	0.79		0.98	2	0.98	
Carrots	2 lb bag					1.58	344	1.58		1.56-1.99	196	1.70	
Carrots	per bunch	1.39-1.50	98	1.42		1.39	5	1.39		1.39	18	1.39	
Carrots Baby Peeled	1 lb bag									0.99-1.50	62	1.49	
Cauliflower	each	2.00	68	2.00		2.00-2.99	12	2.58		2.00	18	2.00	
Celery	each	1.49-2.00	44	1.55		0.99	13	0.99		2.00	2	2.00	
Celery	per pound	0.79	68	0.79		0.79	5	0.79		0.79-1.49	25	0.97	
Celery Hearts	each	2.49	8	2.49		2.00-2.50	91	2.41		2.50	29	2.50	
Cilantro	per bunch					0.99	44	0.99					
Greens Collard	per bunch									1.69	18	1.69	
Greens Kale	per bunch					1.50	7	1.50		1.25-1.50	137	1.47	
Greens Swiss Chard	per bunch					1.67	16	1.67					
Lettuce, Other Boston	each					1.99	8	1.99					
Lettuce, Other Green Leaf	each									1.29	16	1.29	
Lettuce, Other Red Leaf	each									1.29	16	1.29	
Lettuce, Romaine	each					1.99	13	1.99	100				
Lettuce, Romaine Hearts	3 count package					1.79-2.98	181	2.69		2.50-3.48	66	2.93	
Mushrooms White	8 oz package	2.00	5	2.00									
Peppers, Bell Type Red	per pound	3.39	68	3.39									
Pumpkins Pie Type	per pound	0.99	68	0.99		0.99	5	0.99		0.99	25	0.99	24
Salad Mixed Types	1 lb bag					4.99-5.98	361	5.93		3.96-4.99	181	4.18	

Wtd Avg - Simple weighted average



Commodity Variety	Unit	SOUTH CENTRAL U.S.				SOUTHWEST U.S.				NORTHWEST U.S.			
		Price Range	Stores with Ads	Wtd Avg Price	% Marked Local	Price Range	Stores with Ads	Wtd Avg Price	% Marked Local	Price Range	Stores with Ads	Wtd Avg Price	% Marked Local
Salad Mixed Types	10 - 12 oz package					4.99-5.49	88	5.06	15				
Salad Mixed Types	5 - 9 oz package	2.00-3.79	61	3.06		1.50-4.99	138	3.53		4.99	61	4.99	
Spinach	per bunch					1.50	44	1.50					
Spinach Flat, Baby Type	1 lb package					5.98	344	5.98		3.96	130	3.96	
Squash Acorn	per pound									0.98-0.99	63	0.99	
Squash Butternut	per pound	1.49	40	1.49		1.49	8	1.49		0.98-0.99	64	0.99	
Squash Spaghetti	per pound					0.99	9	0.99	100	0.98-0.99	3	0.98	
Sweet Potatoes	per pound	0.99-1.99	188	1.48		1.39-1.99	33	1.74		1.39-1.99	27	1.48	
Tomatoes, Grape Type	10 oz package	1.98	5	1.98						2.50-2.98	123	2.51	

SEASONAL ITEMS

Chayote	per pound	0.45	133	0.45									
Chayote	each	0.30-0.34	14	0.33		0.20-0.33	65	0.24					
Misc. Christmas Items Poinsettias	6 inch pot	3.49-9.99	256	4.64						9.99	61	9.99	
Potted Plants Chrysanthemum	6 inch pot	8.99	9	8.99									
Rose, Hybrid Tea	bunched 12s					10.99	42	10.99		9.99-10.00	95	10.00	
Tulips	bunched 5s									3.33	66	3.33	

Commodity Variety	Unit	ALASKA U.S.				HAWAII U.S.							
		Price Range	Stores with Ads	Wtd Avg Price	% Marked Local	Price Range	Stores with Ads	Wtd Avg Price	% Marked Local				
FRUITS													
Apples Fuji	per pound					1.48-1.69	9	1.62					
Apples Gala	3 lb bag					3.98	3	3.98					
Apples Granny Smith	per pound	1.29-1.50	3	1.43									
Apples, Processed Juice	64 oz (1/2 gallon)	2.69	1	2.69									
Apples, Processed Juice Marked Cider	64 oz (1/2 gallon)	2.69-5.85	3	4.80									
Avocados Various Greenskin Varieties	per pound					1.59	6	1.59					
Blueberries	6 oz package	2.50	11	2.50									

Wtd Avg - Simple weighted average



Commodity Variety	Unit	ALASKA U.S.				HAWAII U.S.			
		Price Range	Stores with Ads	Wtd Avg Price	% Marked Local	Price Range	Stores with Ads	Wtd Avg Price	% Marked Local
Cantaloups	per pound					0.99	6	0.99	
Clementines	3 lb bag	4.99	11	4.99					
Cranberries	12 oz bag	1.67-2.50	14	2.35		2.50	3	2.50	
Fruit, Other Apple Pears	per pound					1.99	9	1.99	
Grapes Black Seedless	per pound	2.49	11	2.49		2.98	3	2.98	
Grapes Red Seedless	per pound	2.49	11	2.49		2.89	6	2.89	
Grapes White Seedless Type	per pound	2.49	11	2.49		2.98	3	2.98	
Misc Berries Blackberries	5.6 - 6 oz package	2.50	11	2.50					
Oranges Navel	per pound					1.39	6	1.39	
Papaya Solo Type	per pound					1.59	3	1.59	
Pears Bartlett	per pound	1.49	11	1.49					
Pineapples	each	3.00	11	3.00					
Pineapples	per pound					0.79	3	0.79	
Persimmons	each	1.75	2	1.75					
Raspberries Red	6 oz package	2.50	11	2.50					
Tangerines	per pound					1.98	3	1.98	
Tangerines	5 lb package	8.00	2	8.00					
FRUITS - ORGANIC									
Apples Braeburn	per pound	1.99	11	1.99					
Apples Fuji	per pound	1.99	11	1.99					
Apples Gala	per pound	1.99	11	1.99					
Apples Granny Smith	per pound	2.50	2	2.50					
Cranberries	8 oz package	3.25	2	3.25					
ONIONS AND POTATOES									
Onions, Dry Yellow	per pound	0.50	2	0.50					
Onions, Dry Yellow	3 lb bag	1.50	1	1.50		2.89	6	2.89	
Onions, Dry Yellow Marked Sweet	per pound					1.59	3	1.59	
Potatoes Russet	per pound	0.65	2	0.65		0.79	6	0.79	
Potatoes Russet	5 lb bag	3.25	2	3.25		2.50	3	2.50	
Potatoes Russet	10 lb bag	3.99	1	3.99					

Wtd Avg - Simple weighted average



Commodity Variety	Unit	ALASKA U.S.				HAWAII U.S.			
		Price Range	Stores with Ads	Wtd Avg Price	% Marked Local	Price Range	Stores with Ads	Wtd Avg Price	% Marked Local
VEGETABLES									
Asparagus Green	per pound	2.99-3.59	12	3.04					
Beans Round Green Type	per pound	2.55	2	2.55					
Broccoli Baby Hybrid Type	per bunch				2.98	3	2.98		
Broccoli Crown Cut	per pound	2.00	2	2.00					
Brussels Sprouts	per pound	2.45-2.49	13	2.48					
Cabbage Round Green Type	per pound	0.99	11	0.99					
Carrots Baby Peeled	1 lb bag				1.98	3	1.98		
Carrots Baby Peeled	2 lb bag	1.50-2.50	3	1.83					
Cauliflower	per pound	1.65	2	1.65	2.79	3	2.79		
Celery	each	1.75	2	1.75					
Celery	per pound	0.99	12	0.99	0.97	3	0.97		
Chinese Cabbage	per pound				0.79	6	0.79		
Cucumbers	per pound				1.59	3	1.59		
Greens Kale	per bunch	2.00	11	2.00					
Lettuce, Iceberg	per pound				0.99-1.89	9	1.29		
Squash Acorn	per pound	0.75	2	0.75					
Squash Butternut	per pound	0.75	2	0.75					
Squash Spaghetti	per pound	0.75	2	0.75					
Sweet Potatoes	per pound	0.95-1.49	14	1.40	0.88	3	0.88		
Tomatoes Vine Ripes, On The Vine-Greenhouse	per pound	1.65	2	1.65					
Tomatoes, Grape Type	10 oz package	3.00	11	3.00					
Tomatoes, Plum Type Roma	per pound				1.98	3	1.98		
VEGETABLES - ORGANIC									
Broccoli	per bunch	2.25	2	2.25					
Carrots Baby Peeled	2 lb bag	3.65	2	3.65					
Sweet Potatoes	per pound	1.95	2	1.95					
SEASONAL ITEMS									
Misc. Christmas Items	6 inch pot				6.99	3	6.99		

Wtd Avg - Simple weighted average



Commodity Variety	Unit	ALASKA U.S.				HAWAII U.S.			
		Price Range	Stores with Ads	Wtd Avg Price	% Marked Local	Price Range	Stores with Ads	Wtd Avg Price	% Marked Local
Poinsettias									

REGIONAL DEFINITIONS

As used in this report, regions include the following states:

NORTHEAST U.S.	Connecticut, Delaware, Massachusetts, Maryland, Maine, New Hampshire, New jersey, New York, Pennsylvania, Rhode Island and Vermont
SOUTHEAST U.S.	Alabama, Florida, Georgia, Mississippi, North Carolina, South Carolina, Tennessee, Virginia and West Virginia
MIDWEST U.S.	Iowa, Illinois, Indiana, Kentucky, Michigan, Minnesota, North Dakota, Nebraska, Ohio, South Dakota and Wisconsin
SOUTH CENTRAL U.S.	Arkansas, Colorado, Kansas, Louisiana, Missouri, New Mexico, Oklahoma, and Texas
SOUTHWEST U.S.	Arizona, California, Nevada and Utah
NORTHWEST U.S.	Idaho, Montana, Oregon, Washington, and Wyoming
ALASKA U.S.	Alaska
HAWAII U.S.	Hawaii