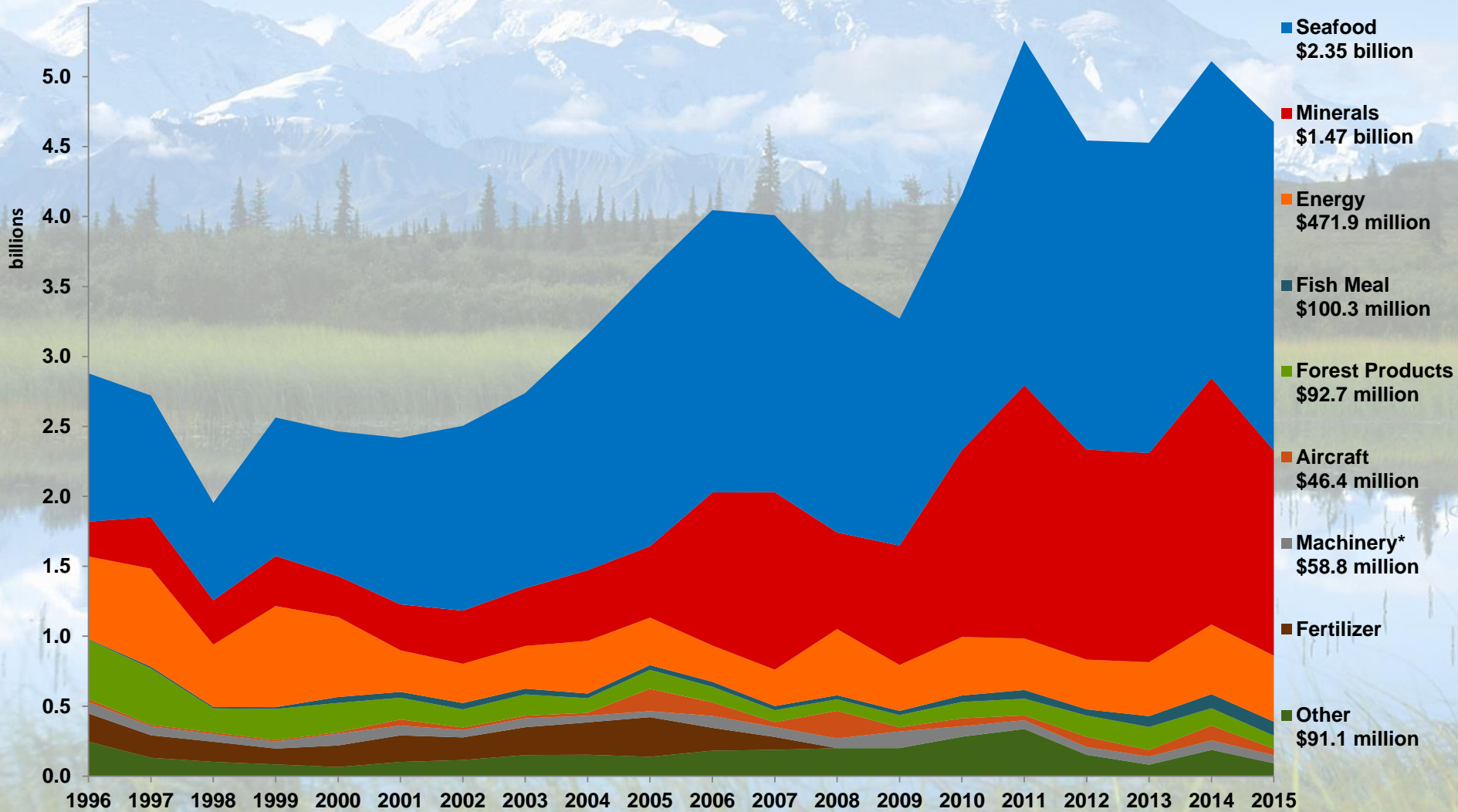


A scenic landscape photograph of Alaska. In the background, a large, rugged mountain range is covered in snow under a clear blue sky. The middle ground shows a dense forest of evergreen trees. The foreground is dominated by a calm body of water, likely a lake or a wide river, which perfectly reflects the sky, clouds, and the snow-capped mountains. Tall grasses are visible in the immediate foreground, slightly out of focus.

Alaska Export Report 2015

Governor Bill Walker

Alaska Exports \$4.68 billion in 2015



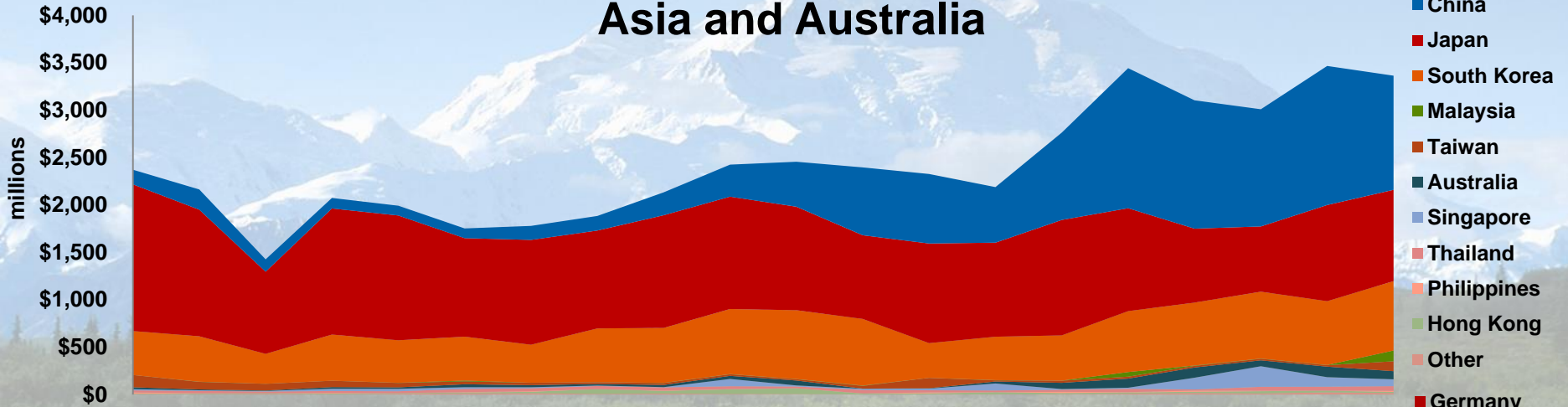
*Machinery, electronic machinery, and survey equipment

Alaska's Top 20 Export Markets

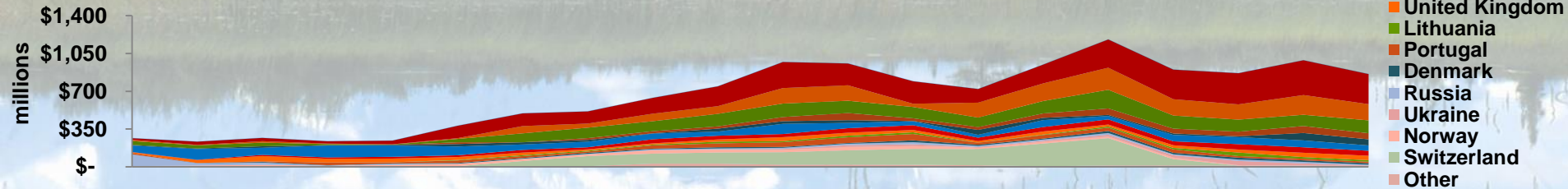
		2013	2014	2015	% Share 2015	% Change 2015/2014
1	China	\$ 1,236,228,045	\$ 1,466,861,476	\$ 1,203,971,920	25.8	-17.92
2	Japan	\$ 688,030,486	\$ 1,014,541,467	\$ 962,920,650	20.6	-5.09
3	South Korea	\$ 705,249,550	\$ 672,744,514	\$ 731,937,447	15.7	8.8
4	Canada	\$ 604,295,409	\$ 517,204,406	\$ 417,860,169	8.9	-19.21
5	Germany	\$ 289,083,566	\$ 322,846,906	\$ 278,800,219	6.0	-13.64
6	Spain	\$ 141,429,244	\$ 182,494,378	\$ 150,356,227	3.2	-17.61
7	Netherlands	\$ 111,853,042	\$ 104,255,138	\$ 119,057,508	2.6	14.2
8	Malaysia	\$ 2,477,351	\$ 2,181,630	\$ 113,577,335	2.4	5,106.08
9	Taiwan	\$ 16,433,720	\$ 15,309,522	\$ 104,354,857	2.2	581.63
10	Australia	\$ 62,053,279	\$ 111,163,296	\$ 85,795,722	1.8	-22.82
11	Singapore	\$ 217,048,820	\$ 100,005,365	\$ 72,193,044	1.5	-27.81
12	Finland	\$ 42,566,820	\$ 64,640,870	\$ 56,798,759	1.2	-12.13
13	Italy	\$ 8,370,965	\$ 69,014,686	\$ 56,653,921	1.2	-17.91
14	Belgium	\$ 64,862,731	\$ 63,436,558	\$ 49,361,509	1.1	-22.19
15	Thailand	\$ 41,130,663	\$ 41,456,861	\$ 48,789,628	1.0	17.69
16	France	\$ 49,637,502	\$ 50,839,377	\$ 46,502,964	1.0	-8.53
17	United Kingdom*	\$ 27,956,805	\$ 40,343,547	\$ 40,752,903	0.9	1.01
18	Lithuania	\$ 32,826,107	\$ 15,336,711	\$ 14,153,933	0.3	-7.71
19	Portugal	\$ 14,672,137	\$ 14,859,831	\$ 13,753,704	0.3	-7.44
20	Denmark	\$ 17,317,497	\$ 14,035,666	\$ 13,682,602	0.3	-2.52
	<u>Other</u>	<u>\$ 154,298,126</u>	<u>\$ 227,157,244</u>	<u>\$ 93,922,646</u>	2.0	
	Total	\$ 4,527,821,865	\$ 5,110,729,449	\$ 4,675,197,667		-8.52

Alaska Exports by Regions – 1996-2015

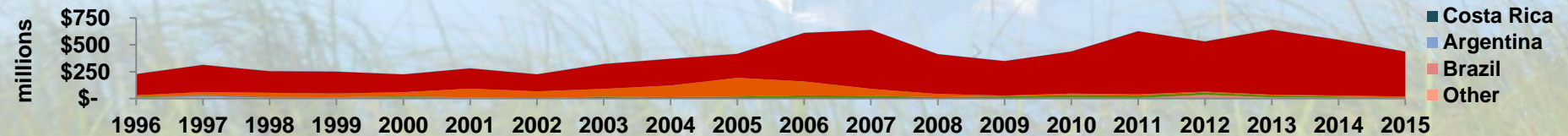
Asia and Australia



Europe

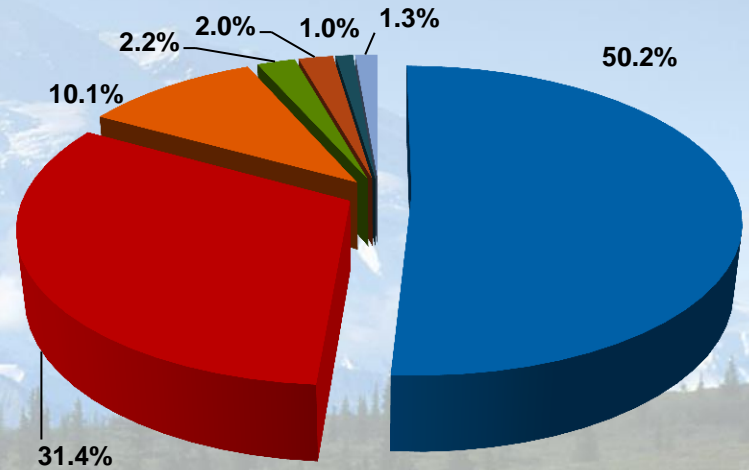
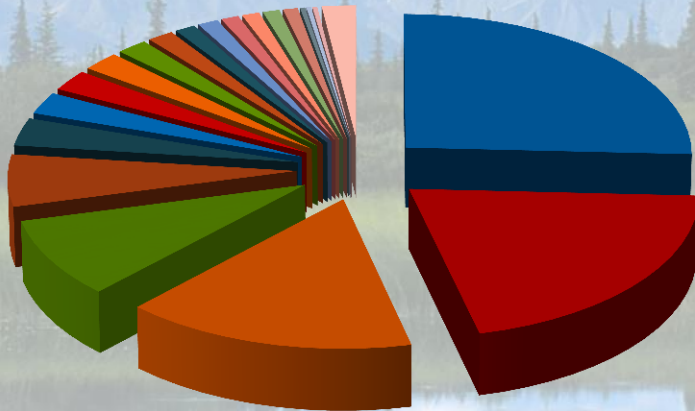


The Americas



Alaska Top 2015 Exports – \$4.68 billion

- China
\$1.20 billion
- Japan
\$962.9 million
- South Korea
\$731.9 million
- Canada
\$417.9 million
- Germany
\$278.8 million
- Spain
\$150.4 million
- Netherlands
\$119.0 million
- Malaysia
\$113.6 million
- Taiwan
\$104.4 million
- Australia
\$85.8 million
- Singapore
\$72.2 million
- Finland
\$56.8 million
- Italy
\$56.7 million
- Belgium
\$49.4 million
- Thailand
\$48.8 million
- France
\$46.5 million
- United Kingdom
\$40.8 million
- Lithuania
\$14.2 million
- Portugal
\$13.8 million
- Denmark
\$13.7 million
- Other
\$93.9 million



- Seafood \$2.35 billion
- Mineral Ores \$1.47 billion
- Energy \$471.9 million
- Fish Meal \$100.4 million
- Forest Products \$92.7 million
- Aircraft Parts \$46.4 million
- Machinery* \$58.8 million
- Other \$91.1 million

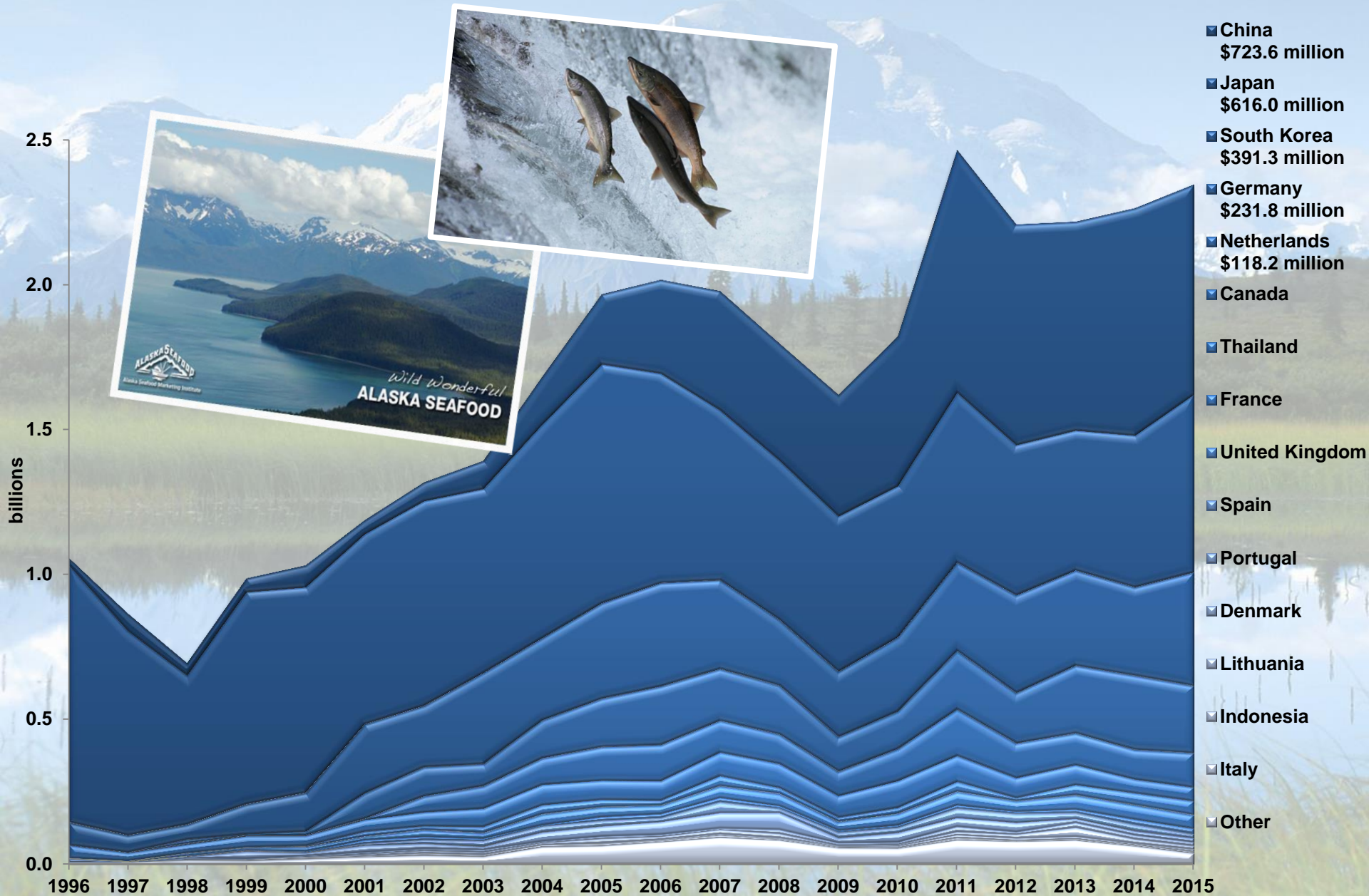
*Machinery, electrical machinery, and survey equipment

Alaska's International Airports

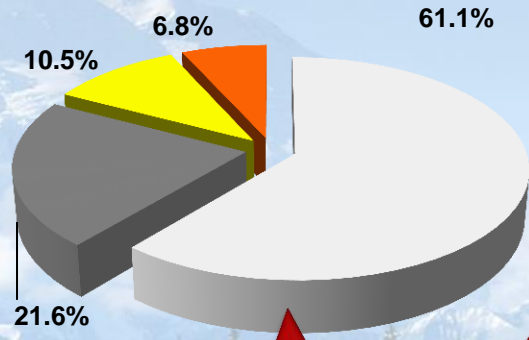
- **ALASKA IS THE PRIMARY CARGO MIDPOINT FOR ASIA/US FREIGHTER TRAFFIC**
 - Majority of Asia/US freighter operations are via Ted Stevens Anchorage International Airport
 - TSAIA creates one out of ten jobs in Anchorage.
 - Fairbanks International Airport is a key international alternate airport for freighters
- **INTERNATIONAL VISITOR DESTINATION FOR ASIA AND EUROPE**
 - Seasonal passenger service
 - Condor, Icelandair, Air Russia, Air North, Korean Air, China Airlines
 - Alaska Travel Industry Association and local CVBs like Visit Anchorage and Explore Fairbanks promote Alaska to international markets



Alaska Seafood Exports – \$2.34 billion in 2015

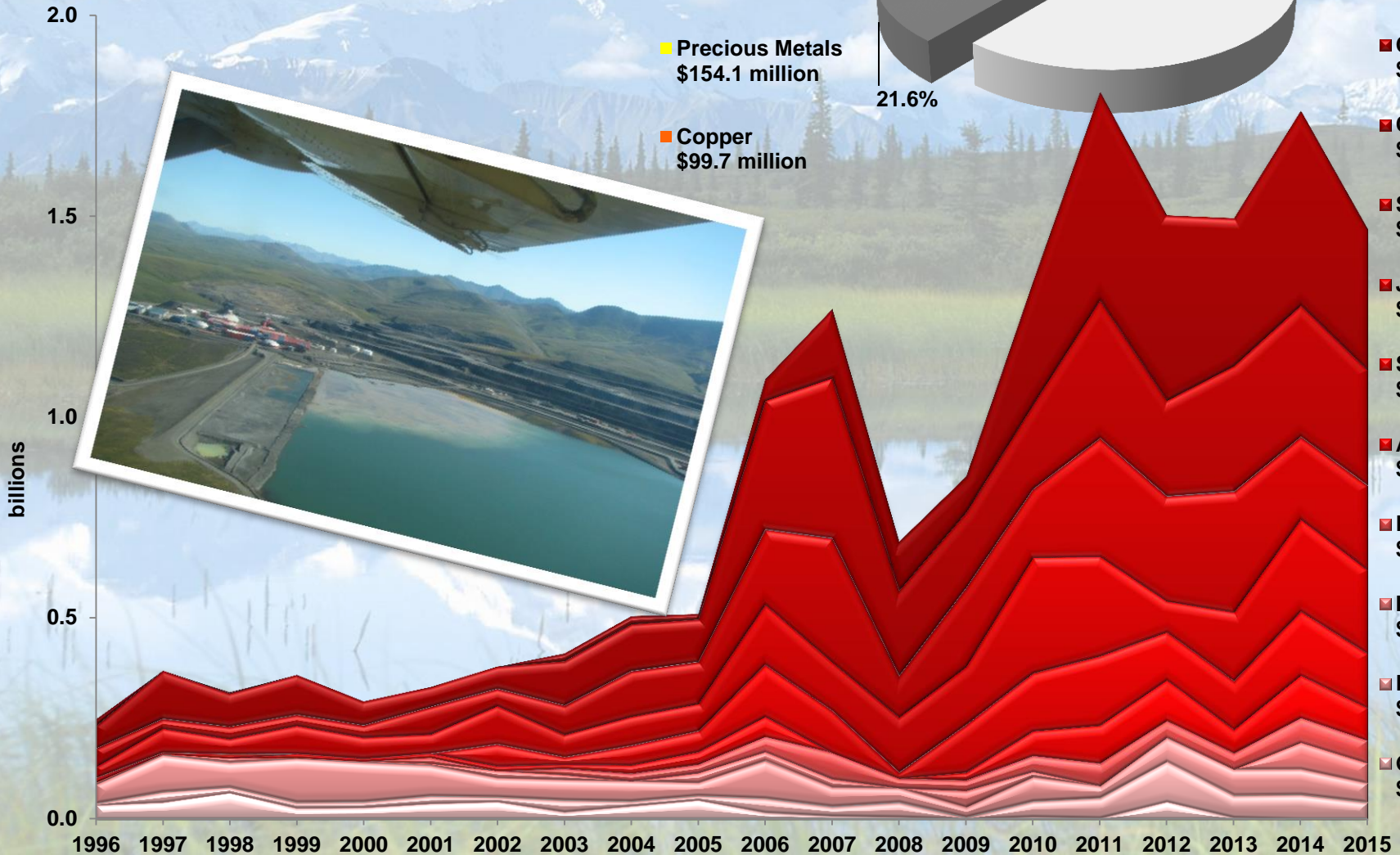


Alaska Mineral Ore Exports - \$1.47 billion in 2015

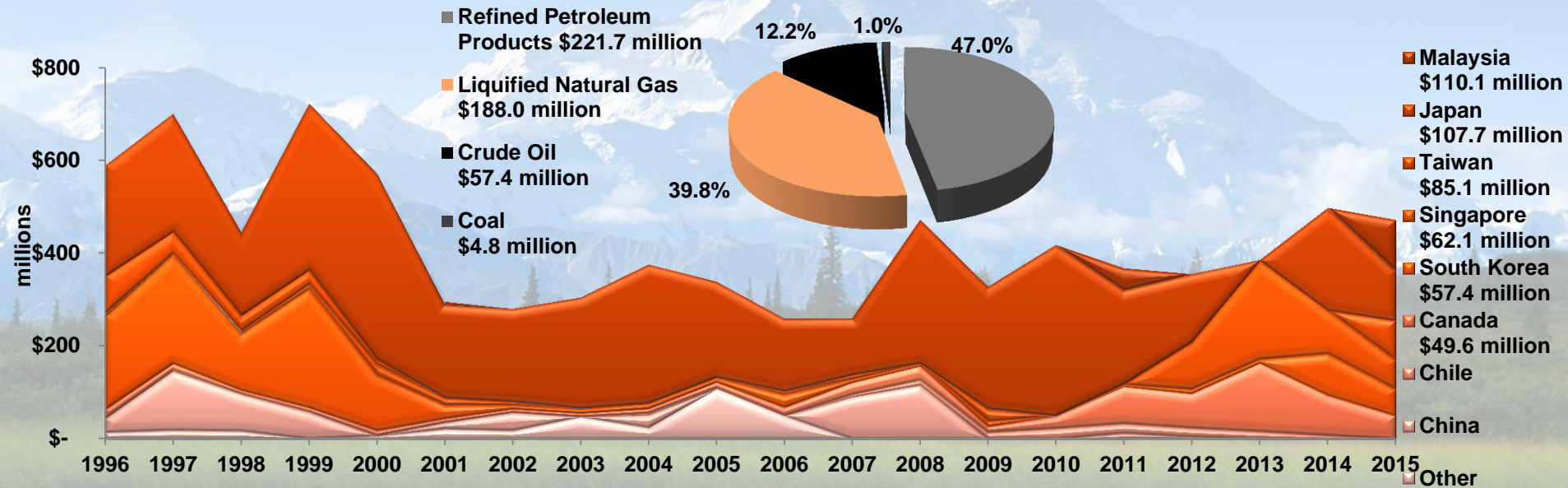


- Zinc
\$896.7 million
- Lead
\$317.1 million
- Precious Metals
\$154.1 million
- Copper
\$99.7 million

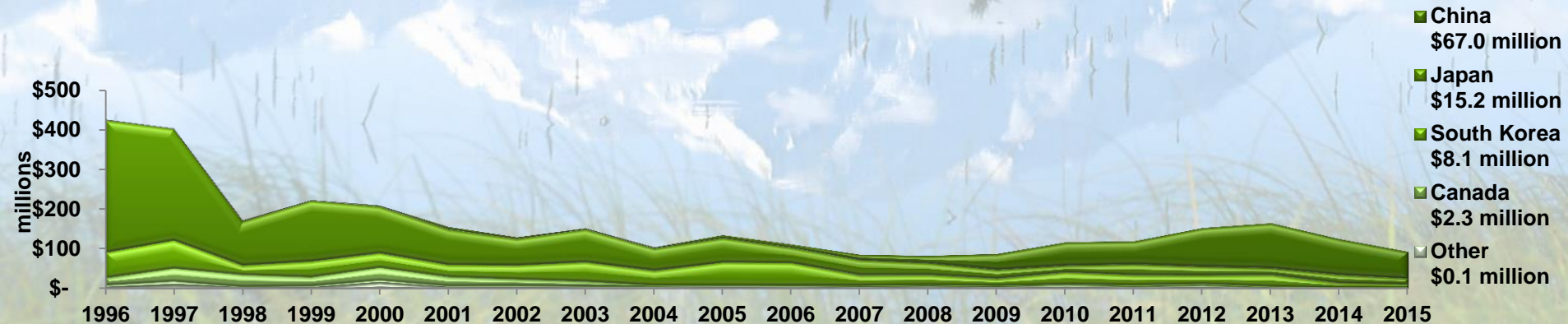
- China
\$351.3 million
- Canada
\$286.8 million
- South Korea
\$210.7 million
- Japan
\$208.7 million
- Spain
\$134.6 million
- Australia
\$81.0 million
- Finland
\$56.7 million
- Italy
\$48.6 million
- Belgium
\$46.9 million
- Germany
\$41.7 million



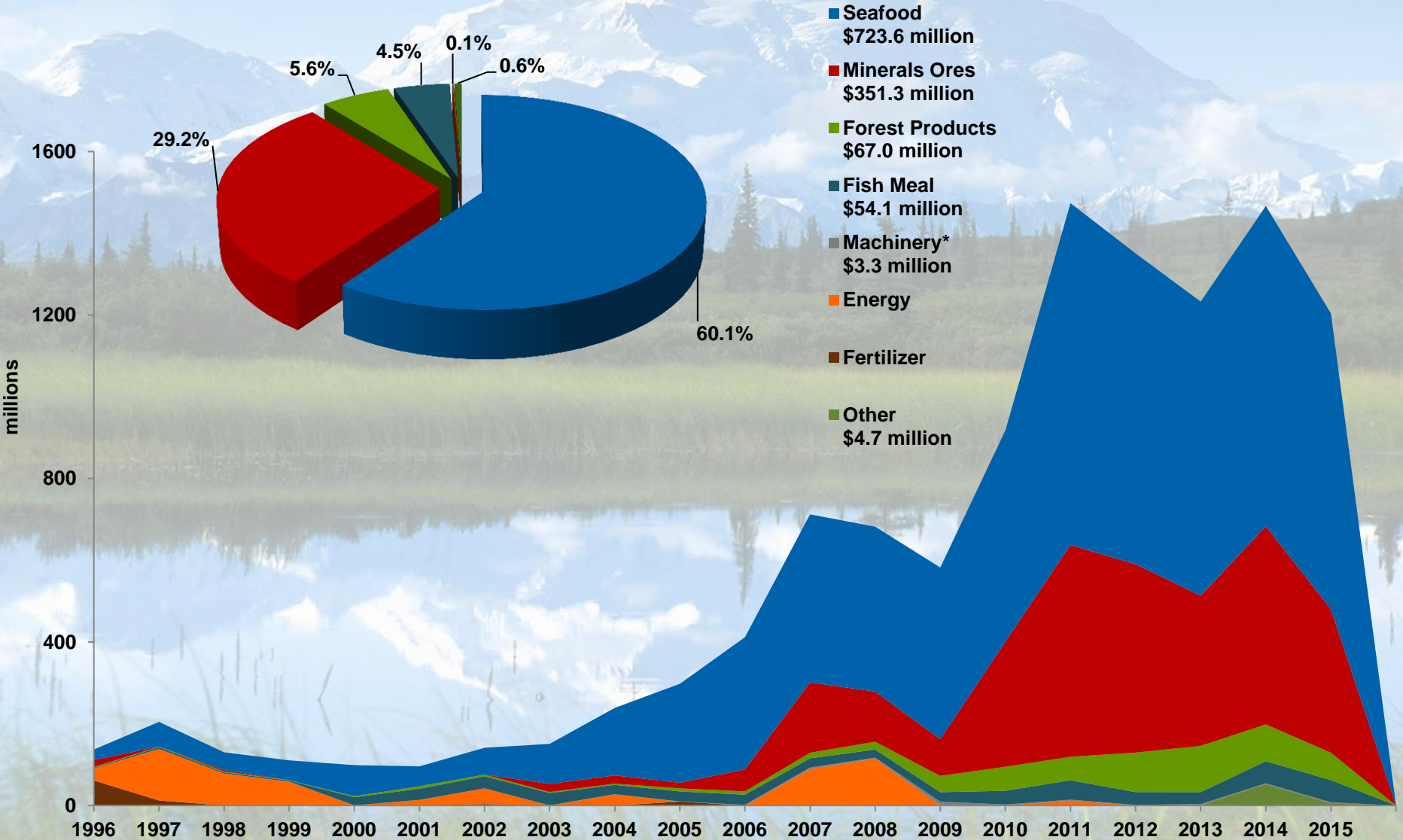
Alaska Energy Exports – \$471.9 million in 2015



Alaska Forest Products Exports – \$97.7 million in 2015

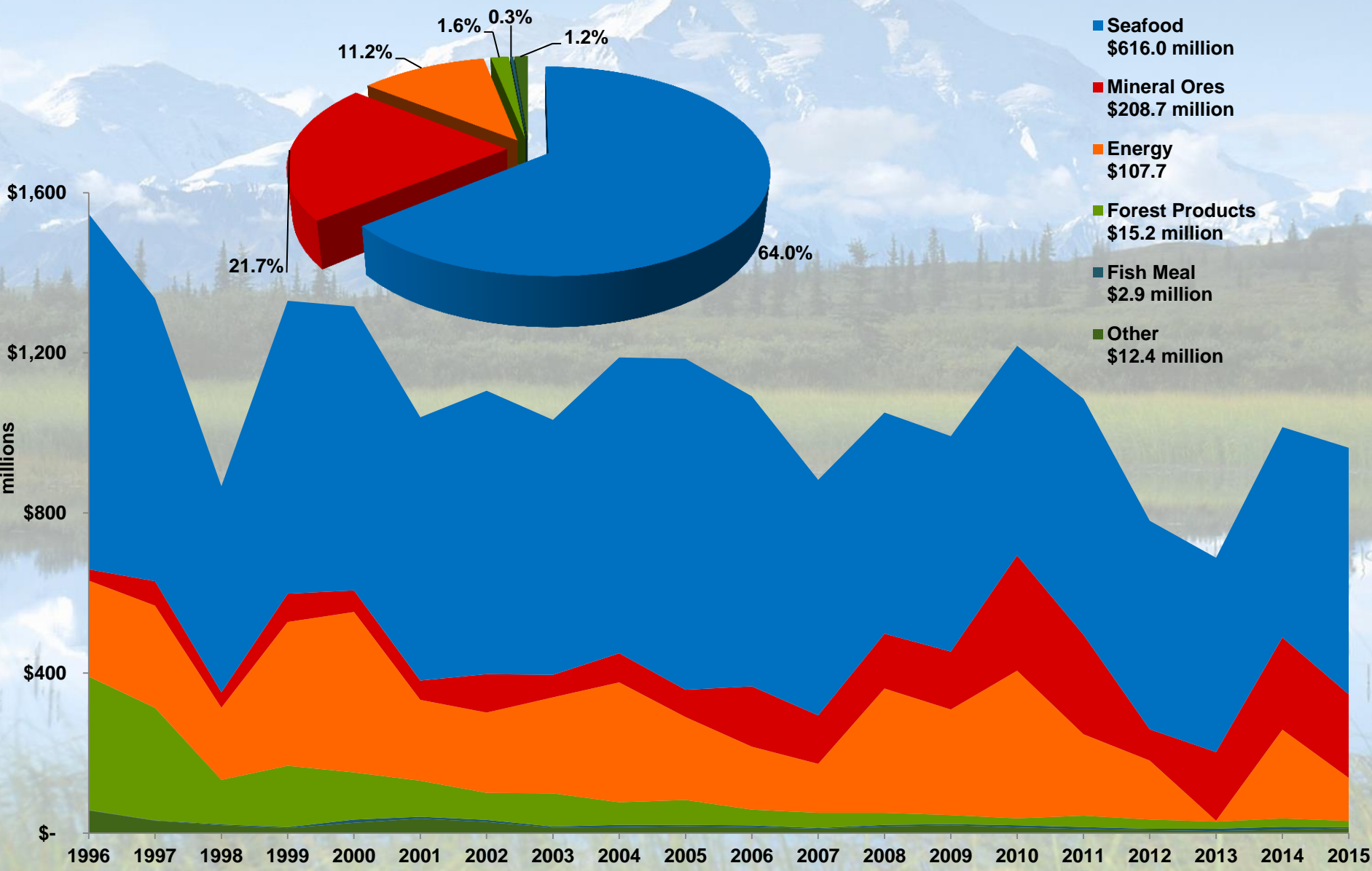


Alaska Exports to China - \$1.20 billion

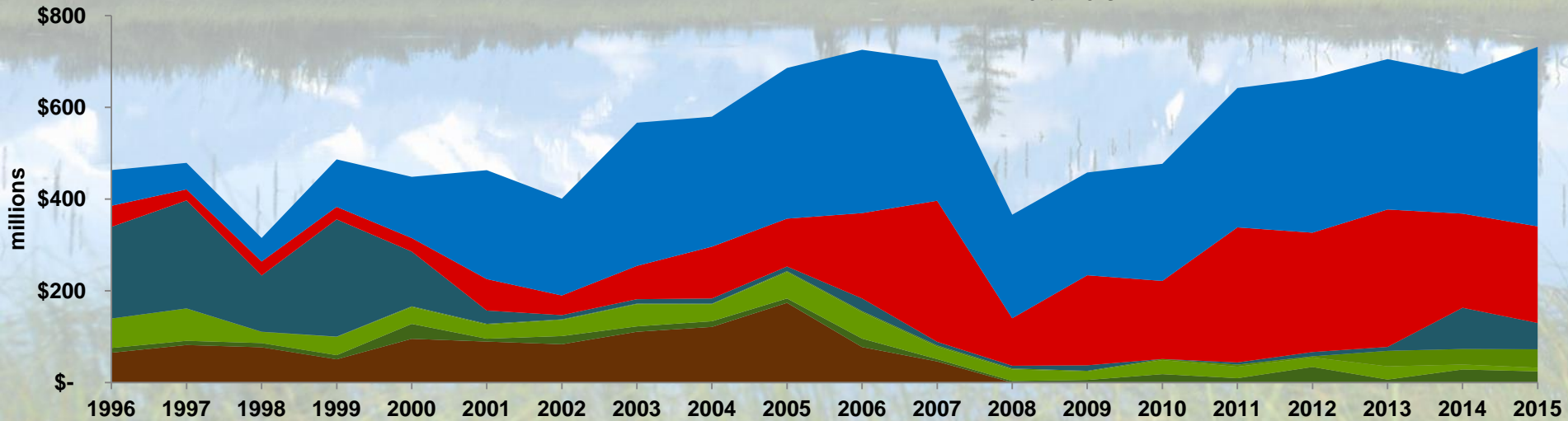
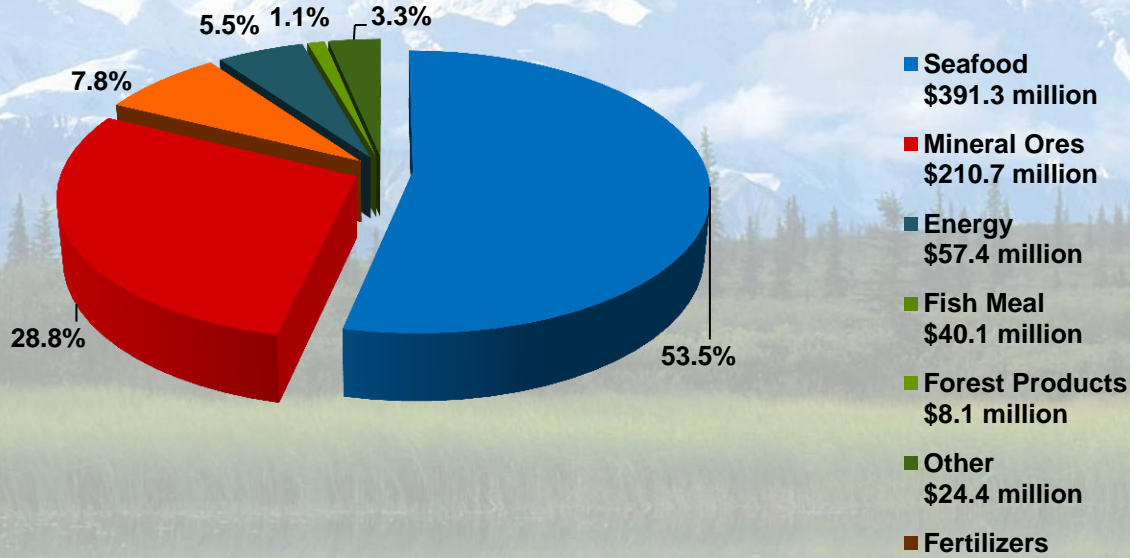


* Machinery, electronic machinery, survey equipment

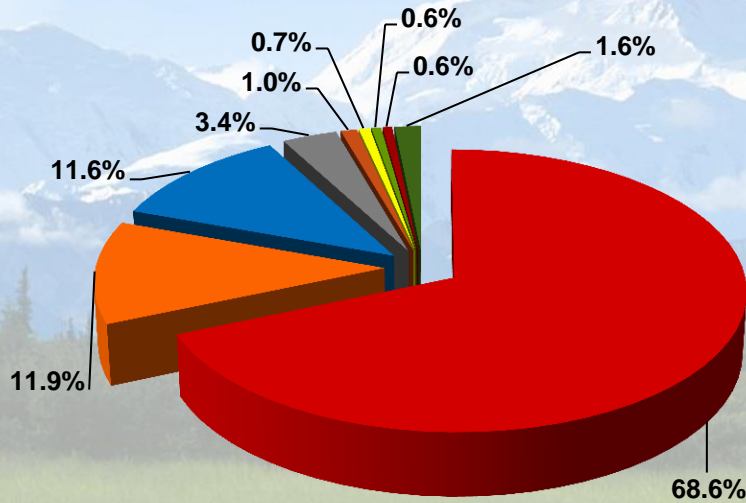
Alaska Exports to Japan – \$969.9 million in 2015



Alaska Exports to South Korea – \$731.9 million in 2015

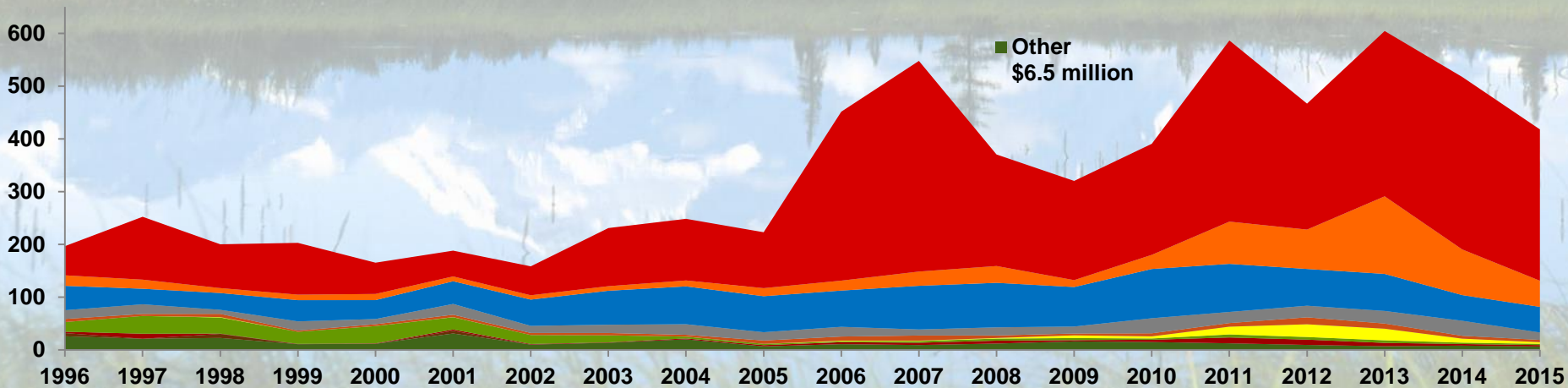


Alaska Exports to Canada – \$417.9 million in 2015



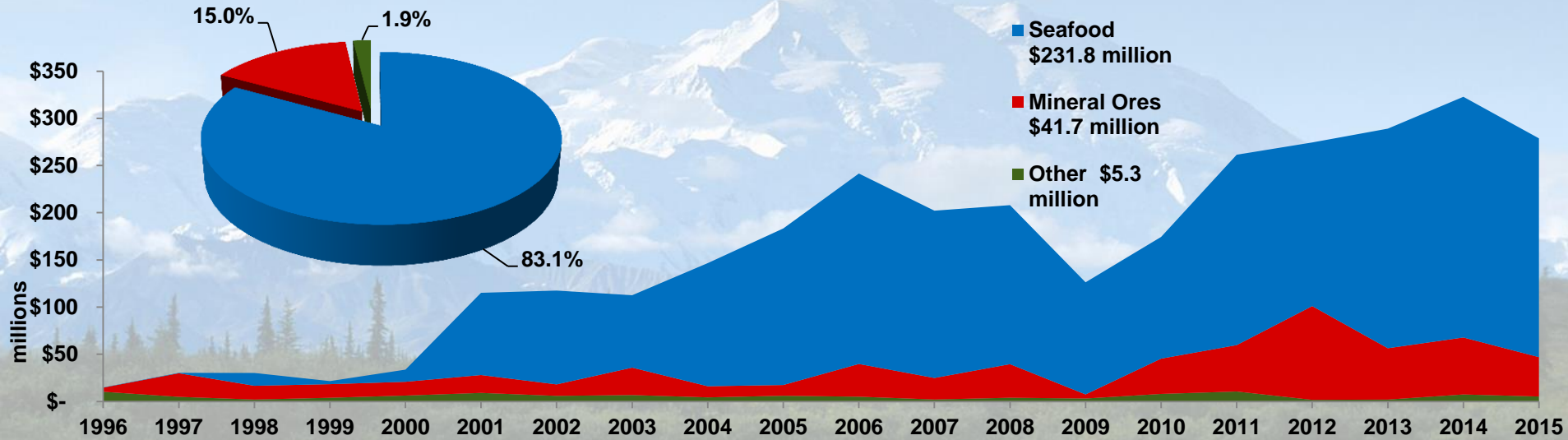
- Mineral Ores
\$286.8 million
- Energy
\$49.5 million
- Seafood
\$48.6 million
- Machinery*
\$14.0 million
- Aircraft/Parts
\$4.3 million
- Precious Metals
\$3.1 million
- Forest Products
\$2.3 million
- Vehicles
\$2.6 million
- Fertilizers
- Other
\$6.5 million

millions

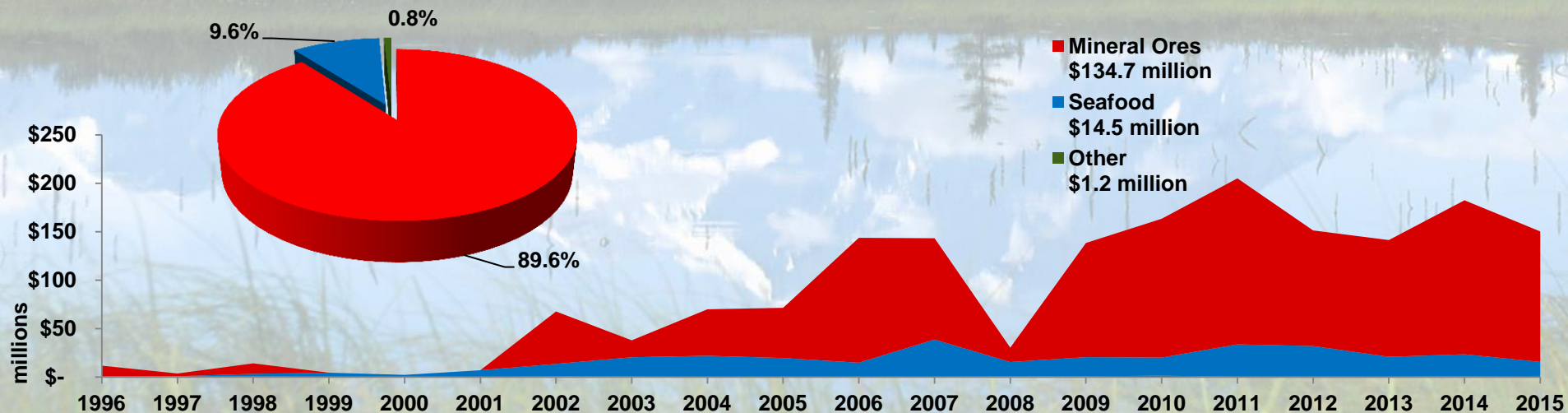


*Machinery, electronic machinery, and survey equipment

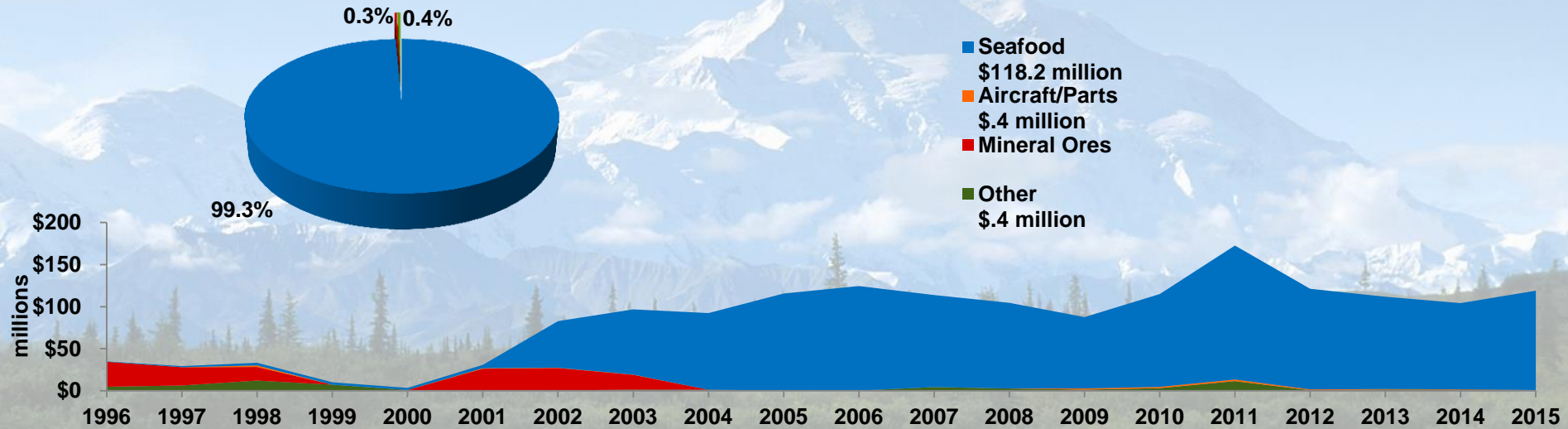
Alaska Imports to Germany – \$278.8 million in 2015



Alaska Imports to Spain – \$150.4 million in 2015



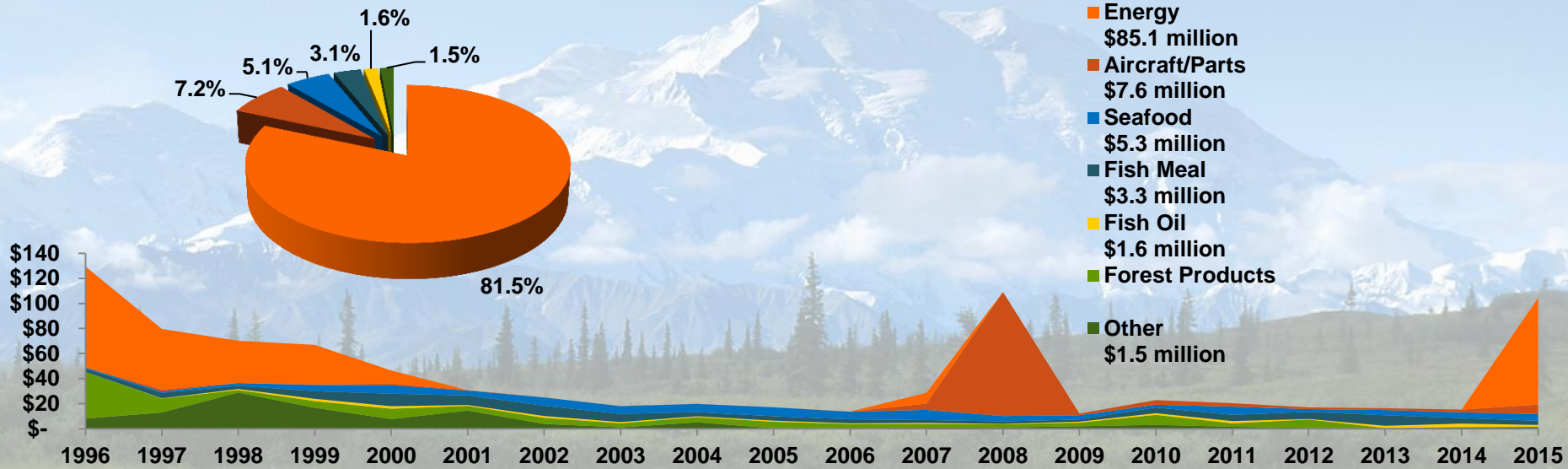
Alaska Exports to Netherlands – \$119.01million




Alaska Exports to Malaysia – \$113.6 million



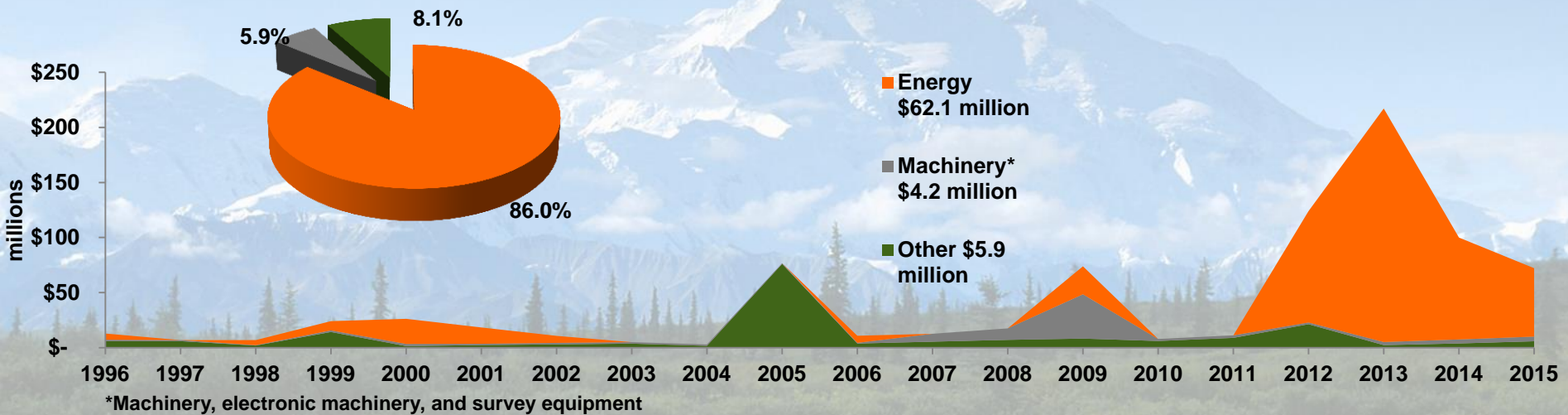
Alaska Exports to Taiwan – \$104.4 million



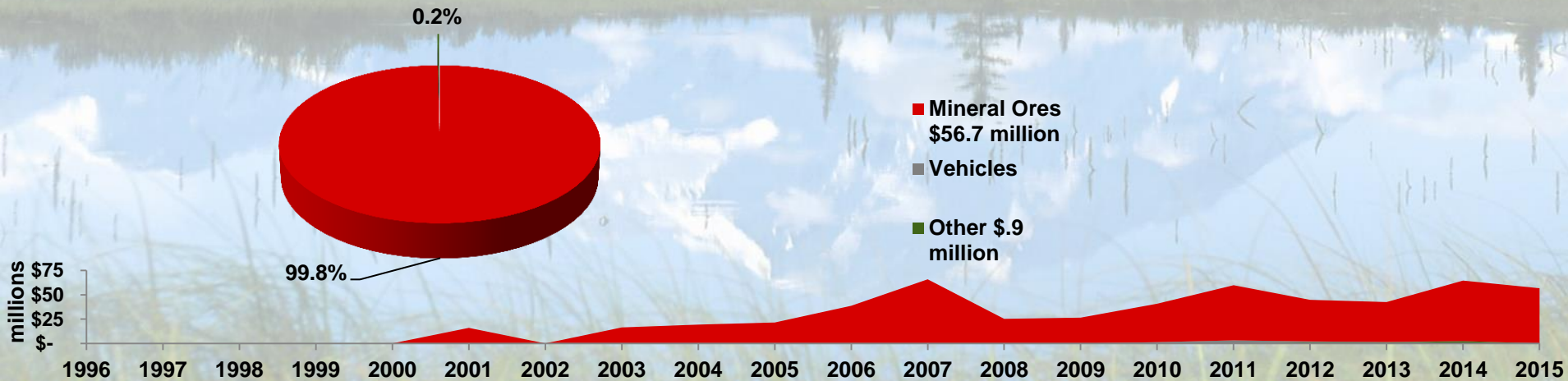
Alaska Exports to Australia – \$85.8 million



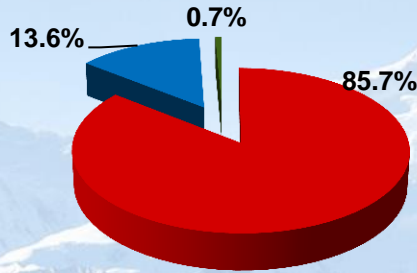
Alaska Exports to Singapore – \$ 72.2 million



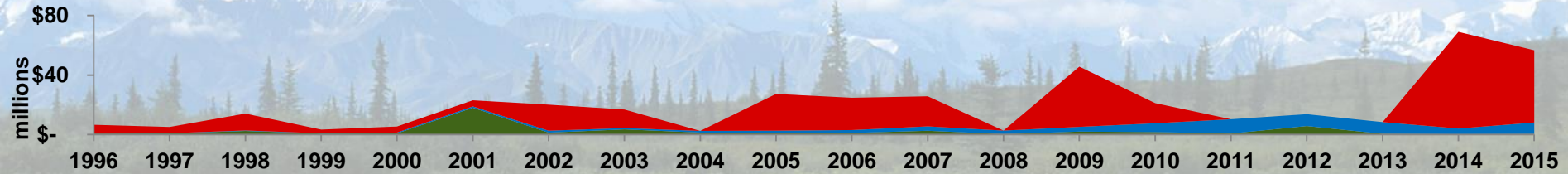
Alaska Exports to Finland – \$56.8 million



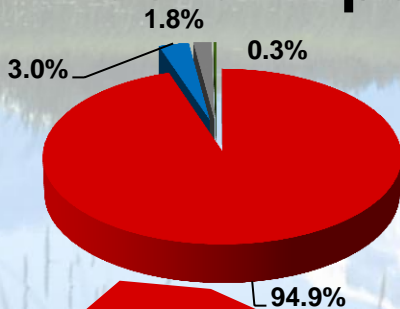
Alaska Exports to Italy – \$56.7 million



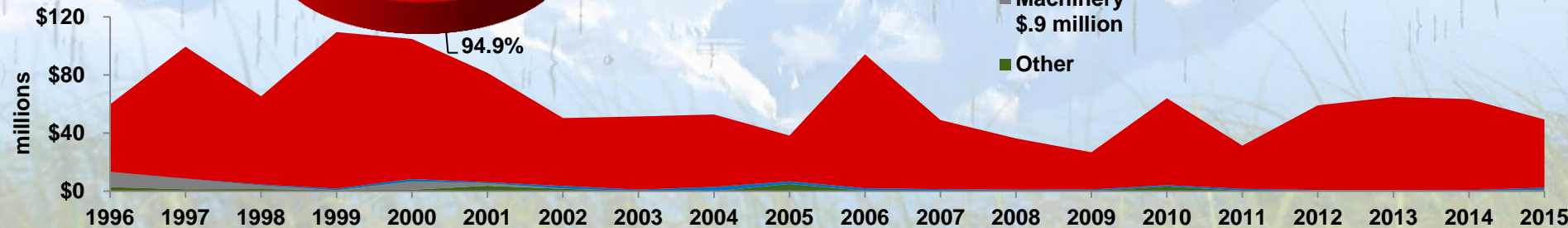
- Mineral Ores
\$48.5 million
- Seafood
\$7.7 million
- Other
\$.5 million



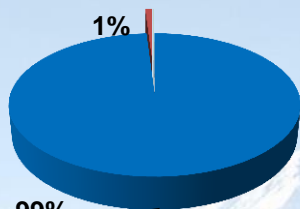
Alaska Exports to Belgium – \$49.4 million




- Mineral Ores
\$46.9 million
- Seafood \$1.5 million
- Machinery*
\$.9 million
- Other



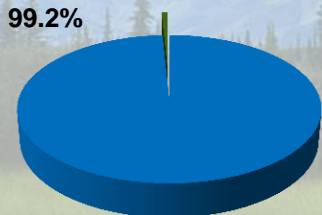
Alaska Exports to Thailand – \$48.8 million



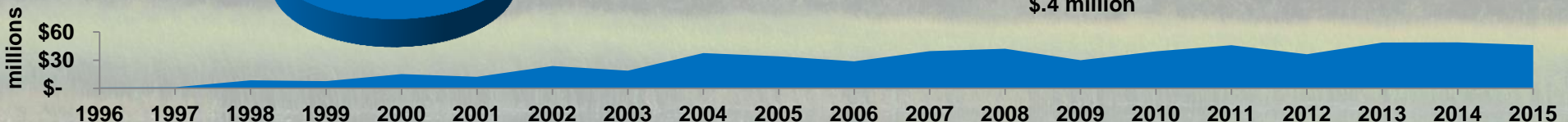
- Seafood
\$48.3 million
- Machinery*
\$.4 million
- Fertilizers
- Other
>\$.1 million



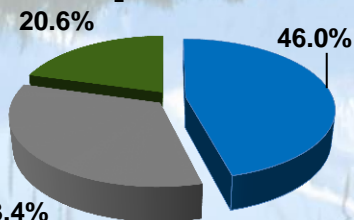
Alaska Exports to France – \$46.5 million



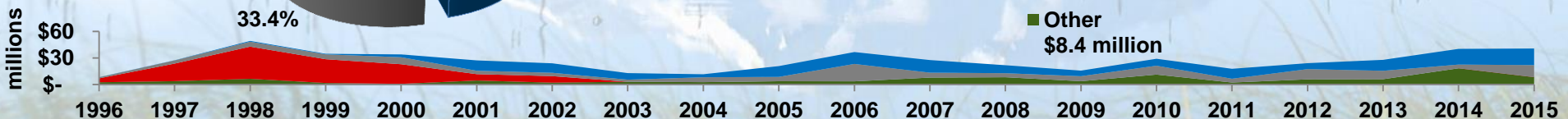
- Seafood
\$46.1 million
- Other
\$.4 million



Alaska Exports to the United Kingdom – \$40.7 million



- Seafood **
\$18.7 million
- Machinery*
\$13.6 million
- Mineral Ores
- Other
\$8.4 million



* Machinery, electronic machinery, and survey equipment

**An estimated \$80 - \$100 million in Alaska Seafood is exported via other US States and Canada to the UK, which is the world's largest canned salmon market.



Marcia Davis, Deputy Chief of Staff
And Director of International Trade

Shelley James, Associate Director

550 West 7th Avenue, Suite 1700
Anchorage, AK 99501
Telephone: (907) 269-7450

Shelley.James@Alaska.Gov

www.trade.alaska.gov