

TOM HC HERMAN

GREG 7 WARD JR.

CAMERON 94 MALVEAUX

# H-TOWN TAKEOVER

2016 HOUSTON FOOTBALL

2016 FOOTBALL



MEDIA GUIDE





# CHAMPIONS





## HOUSTON FOOTBALL



### 2016 OPPONENTS



**SEPTEMBER 3**  
**OKLAHOMA**

Date: Sept. 3, 2016  
Location: Houston (NRG Stadium)  
Series: Oklahoma leads 2-0  
Last Meeting:  
Oklahoma 63, Houston 13, 2004



**SEPTEMBER 10**  
**LAMAR**

Date: Sept. 10, 2016  
Location: Houston  
Series: Houston leads 3-0  
Last Meeting:  
Houston 42, Lamar 35, 1983



**SEPTEMBER 15**  
**AT CINCINNATI**

Date: Sept. 15, 2016  
Location: Cincinnati, Ohio  
Series: Houston leads 14-10  
Last Meeting:  
Houston 33, Cincinnati 30, 2015




**SEPTEMBER 24**  
**AT TEXAS STATE**

Date: Sept. 24, 2016  
Location: San Marcos, Texas  
Series: Texas State leads 4-2  
Last Meeting:  
Houston 59, Texas State 14, 2015




**SEPTEMBER 29**  
**UConn**

Date: Sept. 29, 2016  
Location: Houston  
Series: UConn leads 1-0  
Last Meeting:  
UConn 20, Houston 17, 2015



**OCTOBER 8**  
**AT NAVY**

Date: Oct. 8, 2016  
Location: Annapolis, Md.  
Series: Houston leads 2-0  
Last Meeting:  
Houston 52, Navy 31, 2015



**OCTOBER 15**  
**TULSA**

Date: Oct. 15, 2016  
Location: Houston  
Series: Houston leads 22-18  
Last Meeting:  
Houston 38, Tulsa 24, 2015




**OCTOBER 22**  
**AT SMU**

Date: Oct. 22, 2016  
Location: Dallas, Texas  
Series: Houston leads 20-10-1  
Last Meeting:  
Houston 49, SMU 28, 2015



**OCTOBER 29**  
**UCF**

Date: Oct. 29, 2016  
Location: Houston  
Series: UCF leads 5-2  
Last Meeting:  
Houston 59, UCF 10, 2015



**NOVEMBER 12**  
**TULANE**

Date: Nov. 12, 2016  
Location: Houston  
Series: Houston leads 15-5  
Last Meeting:  
Houston 42, Tulane 7, 2015



**NOVEMBER 17**  
**LOUISVILLE**

Date: Nov. 17, 2016  
Location: Houston  
Series: Series tied 8-8  
Last Meeting:  
Houston 34, Louisville 31, 2015



**NOVEMBER 25**  
**AT MEMPHIS**

Date: Nov. 25, 2016  
Location: Memphis, Tenn.  
Series: Houston leads 15-9  
Last Meeting:  
Houston 35, Memphis 34, 2015

2016 SEASON

COACHING STAFF

THE COUGARS

SEASON REVIEW

HISTORY & RECORDS





## MEDIA INFORMATION

### HOUSTON ATHLETICS COMMUNICATIONS



**DAVID BASSITY**  
ASSOCIATE AD  
Cell: (405) 274-1455  
dbassity@central.uh.edu  
FOOTBALL



**JEFF CONRAD**  
DIRECTOR  
Cell: (713) 557-3841  
jaconrad@central.uh.edu  
MEN'S BASKETBALL, MEN'S AND WOMEN'S GOLF



**ALLISON MCCLAIN**  
ASSOCIATE DIRECTOR  
Cell: (936) 635-1129  
ammccclai@central.uh.edu  
BASEBALL, FOOTBALL



**JESSIKA MCKERNAN**  
ASSISTANT DIRECTOR  
Cell: (361) 549-6297  
jmckerna@central.uh.edu  
VOLLEYBALL, SOFTBALL



**ROMAN PETROWSKI**  
ASSISTANT DIRECTOR  
Cell: (936) 714-6282  
rwpetrow@central.uh.edu  
WOMEN'S BASKETBALL,  
TRACK & FIELD, XC, TENNIS



**WILLI ANDERSON**  
TELECOMMUNICATIONS ASST.  
Office: (713) 743-9404  
rwpetrow@central.uh.edu  
SOCCER, SWIM & DIVE

The University of Houston is an equal opportunity institution whose programs, services, activities and operations are without discrimination as to sex, color, or national origin and are not opposed to qualified handicapped persons.



@UHCougarFB



HoustonCougarFootball



@UHCougarFB



UHAthletics

### TABLE OF CONTENTS

#### MEDIA INFORMATION

Media Information	2-3
Rosters / Pronunciation Guide	4-5
Houston at a Glance	6-7
2016 Outlook	8-17
TDECU Stadium	18
Houston Athletics Department	19
The University of Houston	20
The City of Houston	21
The American Athletic Conference	22

#### COACHES & STAFF

Tom Herman	24-26
Todd Orlando	27
Major Applewhite	28
Craig Naivar	29
Oscar Giles	30
Jason Washington	31
Darrell Wyatt	32
Corby Meekins	33
Kenith Pope	34
Derek Warehime	35
Support Staff	36-43

#### THE COUGARS

The Cougars	46-75
2016 Signing Class	76-78

#### 2015 SEASON REVIEW

Team Statistics	80
Individual Statistics	81-83
Game-by-Game Statistics	84
Starting Lineups	85
Participation	86
The Last Time	87
Season Highs	88
Team Game-by-Game	89
Scoring Drives	90-91
Game Recaps	92-98

#### HISTORY & RECORDS

In Professional Football	100-101
NFL Draft History	102
Andre' Ware & Wilson Whitley	103
Honor Roll	104-108
Bowl History/Recaps	109-120
Assistant Coaches	121
All-Time Lettermen	122-125
Year-by-Year Results	126
Coaching History	127
Series Records	128
Television History	129
Series History	130-132
All-Time Results	133-138
Miscellaneous History	139-141
Jersey Numbers	142-146
Individual Records	148-149
Team Records	150-151
Long Plays	152-153
Rushing Records	154-161
Passing Records	162-167
Receiving Records	168-175
All-Purpose Records	176
Total Offensive Records	177
Returns Records	178-181
Scoring Records	182-184
Punting Records	185
Defensive Records	186-187
Annual Leaders	188-195
Houston Year-by-Year	196
Opponents Year-by-Year	197
In the NCAA Records	198-199
Miscellaneous Records	200-201
Bowl Records	202

#### CONTACT INFO

**Athletics Communications Phone**  
**(713) 743-9404**

**Athletics Communications Fax**  
**(713) 743-9411**

**TDECU Stadium Press Box Phone**  
**(713) 743-0550**

**Web Site**  
**UHCougars.com**

#### MAILING ADDRESS

**Houston Athletics Communications**  
**3204 Cullen Blvd., Suite 2008**  
**Athletics/Alumni Center**  
**Houston, TX 77204**



2016 SEASON

COACHING STAFF

THE COUGARS

SEASON REVIEW

HISTORY & RECORDS

#### 2016 UNIVERSITY OF HOUSTON FOOTBALL MEDIA GUIDE

The 2016 University of Houston Football media guide was designed, written and edited by the Houston Athletics Communications Department. Covers created by Drew Scholsser. Printing by University of Houston Printing and Postal Services.





## MEDIA INFORMATION

### CREDENTIALS

All requests for working press, radio, television, photography or scouting credentials should be made online at [www.uhcougars.com/credentials](http://www.uhcougars.com/credentials) **AT LEAST ONE WEEK PRIOR TO THE GAME**. Season credential requests should be requested by August 12. Seating in the press box is for **working** media and scouts only.

All space for the working press, radio and television is allocated by the Houston Athletics Communications Office, which reserves the right to deny credentials to any outlet. Spouses, dates, children, equipment carriers and non-workers are restricted from receiving credentials. Any abuse of a working credential will result in the media agency losing credential privileges.

Freelance and/or non-daily writers may be asked to produce copies of actual publications in which their work has appeared. Admission to the press box is by credential only.

### ACCREDITATION GUIDELINES

- Only full-time, salaried employees intending to provide actual game coverage may receive credentials.
- A requesting media agency must represent a collective, organizational editorial voice, not simply the offerings of a single individual.
- Membership in a writers' association does not automatically qualify an agency for credentials.
- A media agency may assign one of its credentials to its online entity.
- An online entity, not associated with a traditional media agency, may qualify for one credential, subject to the following conditions:

1. An online entity may receive a credential only if its own full-time staff writes a majority of that site's material.
2. Online entities that focus primarily on University of Houston Athletics and sponsor message boards or chat rooms, may receive credentials provided they adhere to a policy that requires that a posted message or opinion is identified with the actual name and city of the individual posting the message.
3. Any online service that is recognized as an outlet intended primarily for the purpose of delivering news related to the recruitment of student-athletes will not qualify for credentials.
4. Online entities (other than those identified above) registering 20,000 legitimate unique users per month in each of the past 12 months will be given first consideration.

### HOUSTON ON THE WEB

Houston's athletics home page, featuring information on all 17 varsity sports, can be found at [UHCougars.com](http://UHCougars.com), the official web site of the Houston Athletics Department.

### COLLEGE PRESS BOX.COM

Collegepressbox.com is the official media web site for The American Athletic Conference. Access and download weekly game notes, quotes, statistics, media guides and more for the conference and each of its 12 member schools throughout the season.

Login information will be distributed to accredited media or you can apply for a password by sending an e-mail to [password@collegepressbox.com](mailto:password@collegepressbox.com).



### ASSISTANCE

The University of Houston Athletics Communications Office is at your service to assist you with your coverage of Houston Football. Associate Athletics Director for Communications David Bassity, Director Jeff Conrad, Associate Director Allison McClain, Assistant Directors Jessica McKernan, Roman Petrowski and Ted Nance Communications Assistant Willi Anderson will be happy to serve you during the 2016 season.

For information regarding credentials, team and student-athlete information, interviews, statistics, photos, video highlights, press conferences and satellite feeds, please call the Houston Athletics Communications Office at (713) 743-9404.

The Athletics Communications Office is located in the Ted Nance Suite (No. 2008) on the second floor of the Athletics/Alumni Center, located on Cullen Boulevard between Darryl & Lori Schroeder Park and Hofheinz Pavilion. If available, parking will be provided in the front lot of the Athletics/Alumni Center.

### TOM HERMAN INTERVIEWS

Tom Herman holds a weekly press conference each Monday at 11:05 a.m., in Carl Lewis Auditorium and is available after practice Sunday and Tuesday. Please contact the Athletics Communications Office at (713) 743-9404 to set up Herman interviews.

### STUDENT-ATHLETE INTERVIEWS

Houston student-athletes are available for media interviews on Sunday and Tuesday, either in person or on the phone, following practice (approximately 6:30 p.m.) and during the team's weekly press conference on Mondays.

Please contact the Houston Athletics Communications Office to arrange all student-athlete interviews. The locker, training and weight rooms along with team meeting rooms inside the Athletics/Alumni Center are off-limits to reporters.

The Houston Athletics Communications Office does not release student-athletes' phone numbers.

### MEDIA WILL CALL

In most cases, credentials will be mailed. Credentials may be picked up through Friday on a game week at the Athletics Communications Office. Credentials not mailed or picked up will be held at media will call, located at Gate 4 on the north side of TDECU Stadium.

### PHOTOGRAPHERS

Only accredited photographers on assignment from recognized media outlets will be issued sideline credentials. No freelance photographers will be admitted to the sidelines.

All photographers must obtain and wear an armband (available in the press box on game days) and a media pass to shoot. NCAA rules limit shooting to outside the restraining line enclosing the playing field and outside the 25-yard lines (the team areas). Children under 18 years old are not permitted on the sideline.

The University of Houston is, and shall be, the sole owner of any and all copyrights, intellectual property rights and proprietary rights for images, sounds and data arising from or during Houston home athletics contests.

### PARKING

Separate parking passes **WILL** be needed to enter the media portion of the stadium parking garage at TDECU Stadium.

### PRESS BOX

The TDECU Stadium Pressbox is located on the third floor of the south side of TDECU Stadium and is accessible through elevators located on the south side.

### REFRESHMENTS

A pregame meal will be available to the media. Drinks will be available throughout the game.

### STATISTICAL SERVICES

Play-by-play, quarter, halftime and complete final statistics will be provided. Postgame quotes from head coach Tom Herman, student-athletes and the visiting coach will be distributed after the game.

Statistics will be emailed to those media who request such service following the game and will be posted at [UHCougars.com](http://UHCougars.com). To make an email request, please see a member of the Athletics Communications staff in the press box.

### POSTGAME INTERVIEWS

Houston maintains a closed-locker room policy. With approximately five minutes remaining in the game, members of the media will be escorted to the field by a member of the Houston Athletics Communications Staff.

Following a brief cooling off period, head coach Tom Herman and selected Houston student-athletes will be made available to the press.

Each visiting team will set its own postgame interview policy, which will be announced in the fourth quarter.

### VIDEO SERVICES

The University of Houston's Athletics Communications Office can provide video highlights to networks and television stations through video coordinator Mike Freedman.

Freedman has editing and studio facilities inside the Athletics/Alumni Center and can reproduce highlights and other materials upon receipt of requester's FTP information. Please make requests at least two days in advance. Contact Freedman at (713) 743-9420.

Video, including b-roll from games and practice, is available on The American Athletic Conference's FTP site for media. For access, please contact Chuck Sullivan from The American at [csullivan@theamerican.org](mailto:csullivan@theamerican.org).

### WEEKLY MEDIA LUNCHEON

Members of the working media are invited to attend a weekly luncheon with head coach Tom Herman and members of the Houston football squad. The luncheon is held in the Carl Lewis Auditorium at the Athletics/Alumni Center each Monday at 11:05 a.m. Fans and alumni are not allowed entrance.

### THE AMERICAN CONFERENCE CALL

Coaches from The American Athletic Conference will participate in a teleconference each Monday.

Media representatives wishing to participate on the teleconference should contact The American Athletic Conference office to obtain the access phone number.

Tom Herman will be available to take questions for approximately seven to 10 minutes on this call, scheduled to be on from 10:50 a.m. - 11 a.m. CT.

### THE AMERICAN CONFERENCE CALL SCHEDULE

Eastern Time	Central Time	Coach
11 a.m.	10 a.m.	Ken Niumatalolo, Navy
11:10 a.m.	10:10 a.m.	Chad Morris, SMU
11:20 a.m.	10:20 a.m.	Bob Diaco, UConn
11:30 a.m.	10:30 a.m.	Scottie Montgomery, ECU
11:40 a.m.	10:40 a.m.	Philip Montgomery, Tulsa
11:50 a.m.	10:50 a.m.	Tom Herman, Houston
Noon	11 a.m.	Tommy Tuberville, Cincinnati
12:10 p.m.	11:10 a.m.	Willie Taggart, USF
12:20 p.m.	11:20 a.m.	Matt Rhule, Temple
12:30 p.m.	11:30 a.m.	Mike Norvell, Memphis
12:40 p.m.	11:40 a.m.	Scott Frost, UCF
12:50 p.m.	11:50 a.m.	Willie Fritz, Tulane

2016 SEASON

COACHING STAFF

THE COUGARS

SEASON REVIEW

HISTORY & RECORDS





## ROSTERS

2016 SEASON

COACHING STAFF

THE COUGARS

SEASON REVIEW

HISTORY & RECORDS

### NUMERICAL ROSTER

NO	NAME	POS
1	Garrett Davis	SAF
1	Greg Ward Jr.	QB
2	Duke Catalon	RB
2	Khalil Williams	SAF
3	Kyle Postma	QB
3	Terrell Williams	SAF
4	D'Eriq King	QB
4	Ka'Darian Smith	DB
5	Ra'Shaad Samples	WR
5	Collin Wilder	DB
6	Terry Mark	WR
6	Howard Wilson	CB
7	Patrick Rosette	DB
7	Marquez Stevenson	WR
8	Emeke Egbule	LB
8	Hunter McCoy	QB
9	Matthew Adams	LB
9	Courtney Lark	WR
10	Kyle Allen	QB
10	Michael Eke	SAF
12	D'Juan Hines	LB
12	Bowman Sells	QB
13	Mason McClendon	QB
13	Joel Williams	CB
14	Isaiah Johnson	WR
15	Linell Bonner	WR
16	Bear Fenimore	QB
17	Chauntez Jackson	DE
18	Keith Corbin	WR
18	Ed Oliver	DT
19	Javian Smith	DB
20	Roman Brown	LB
20	Kaliq Kokuma	RB
21	Chance Allen	WR
21	Ralph Harvey Jr.	LB
22	Austin Robinson	SAF
23	J.J. Dallas	SAF
24	Jeremy Winchester	CB
25	Austin Dies	WR
26	Brandon Wilson	CB
27	D.J. Jenkins	DE
27	Christian Luke	WR
28	Josh Burrell	RB
28	Darius Gilbert	SAF
29	Cedric Edwards	WR
31	Jon Letter	LS
32	Khari Dotson	LB
32	Kevrin Justice	RB
33	Ja'Von Shelley	LB
34	Mulbah Car	RB
35	Andrew Mathis	CB
36	Nomluis Fruge	LB
37	Caemen Mayfield	SAF
38	Andrew Robertson	CB
39	Keisland Smalls	WR
40	Alexander Myres	CB
40	Ben Sinclair	WR
41	Joel Scarbrough	K
41	Steven Taylor	LB
43	Leroy Godfrey	LB
45	Tyler McCloskey	TE
45	Jordan Milburn	LB
47	Ty Cummings	K
48	Zach Faires	LS
49	Blake Hirsch	RB

### ALPHABETICAL ROSTER

NO	NAME	POS	HT	WT	CL-EXP	HOMETOWN (HIGH SCHOOL/LAST SCHOOL)
9	Matthew Adams**	LB	6-1	230	Jr.	Missouri City, Texas (Hightower)
21	Chance Allen*	WR	6-3	215	Sr.	Missouri City, Texas (Fort Bend Elkins/Oregon)
10	Kyle Allen	QB	6-3	210	Jr.	Scottsdale, Ariz. (Desert Mountain/Texas A&M)
15	Linell Bonner*	WR	6-0	202	Jr.	Houston, Texas (Dekaney)
81	Tyus Bowser***	LB	6-3	240	Sr.	Tyler, Texas (John Tyler)
82	Romello Brooker*	TE	6-4	240	So.	Houston, Texas (Alief Taylor)
20	Roman Brown	LB	6-0	220	So.	DeSoto, Texas (Midlothian)
28	Josh Burrell	RB	5-10	247	RS-Fr.	Missouri City, Texas (Ridge Point)
34	Mulbah Car	RB	5-11	194	Fr.	Austin, Texas (John H. Reagan)
52	Jerard Carter*	DE	6-3	297	So.	Houston, Texas (Dekaney)
2	Duke Catalon	RB	6-0	210	So.	Houston, Texas (Eisenhower/Texas)
84	Colton Cerday	WR	6-0	216	RS-Fr.	Wimberley, Texas (Wimberley)
18	Keith Corbin	WR	6-2	175	Fr.	Beaumont, Texas (West Brook)
27	Ty Cummings**	K	6-0	185	Sr.	Southlake, Texas (Carroll)
43	J.J. Dallas	SAF	6-0	200	So.	Corpus Christi, Texas (King/Blinn CC)
1	Garrett Davis*	SAF	6-1	200	So.	Red Oak, Texas (Red Oak)
72	Mason Denley*	OL	6-4	305	So.	Columbus, Texas (Columbus)
61	Ryan Deshotel	OL	6-4	272	RS-Fr.	Pearland, Texas (Pearland)
25	Austin Dies	WR	6-3	190	RS-Fr.	Pearland, Texas (Pearland)
32	Khari Dotson	LB	6-1	210	So.	Houston, Texas (Memorial)
54	Cameron Doubenmier*	LB	5-11	220	Jr.	League City, Texas (Clear Springs)
88	Steven Dunbar**	WR	6-3	210	Jr.	Metairie, La. (Rummel)
29	Cedric Edwards	WR	5-9	200	RS-Fr.	Galveston, Texas (Ball)
8	Emeke Egbule*	LB	6-3	230	So.	Galen Park, Texas (North Shore)
10	Michael Eke	SAF	6-2	205	RS-Fr.	Houston, Texas (Cypress Falls)
76	Kameron Eloph*	OL	6-3	294	So.	Bossier City, La. (Parkway)
59	Zorrell Ezell	DE	6-1	285	Sr.	Humble, Texas (Humble/Baylor)
48	Zach Faires	LS	6-2	235	Sr.	Edinburg, Texas (Edinburg)
16	Bear Fenimore	QB	6-1	215	So.	Austin, Texas (Westwood)
50	Aymiel Fleming	DE	6-2	284	Fr.	La Marque, Texas (La Marque)
53	Alex Fontana	OL	6-3	310	Jr.	Toronto, Ontario (New Mexico Military Institute)
36	Nomluis Fruge	OLB	6-0	225	Jr.	Houston, Texas (E.L. Furr)
28	Darius Gilbert	SAF	6-2	195	RS-Fr.	Springhill, La. (North Webster)
92	Hasaun Glasgow	DE	6-3	243	Fr.	Manvel, Texas (Manvel)
43	Leroy Godfrey	LB	6-3	240	RS-Fr.	Missouri City, Texas (Elkins)
21	Ralph Harvey Jr.*	OLB	6-2	245	Sr.	Los Angeles, Calif. (Washington Prep/El Camino College)
12	D'Juan Hines*	ILB	6-1	225	Jr.	Spring, Texas (Dekaney)
49	Blake Hirsch	RB	6-0	220	So.	Katy, Texas (Cinco Ranch)
58	Ryan Hirsch	OL	6-2	280	RS-Fr.	Katy, Texas (Cinco Ranch)
86	Kobe Idumwonyi	LB	6-2	245	RS-Fr.	Cedar Hill, Texas (Cedar Hill)
17	Chauntez Jackson**	DE	6-5	280	So.	Inglewood, Calif. (Inglewood)
27	D.J. Jenkins	LB	6-2	260	RS-Fr.	Huntsville, Texas (Huntsville)
14	Isaiah Johnson	WR	6-4	205	So.	Bryan, Texas (Rudder)
52	Braylon Jones	OL	6-3	278	Fr.	Tyler, Texas (John Tyler)
74	Josh Jones	OL	6-5	280	RS-Fr.	Richmond, Texas (George Bush)
32	Kevrin Justice	RB	5-11	190	RS-Fr.	Kilgore, Texas (Kilgore)
4	D'Eriq King	QB	5-10	170	Fr.	Manvel, Texas (Manvel)
20	Kaliq Kokuma*	RB	5-11	210	So.	League City, Texas (Clear Creek)
9	Courtney Lark	WR	6-1	163	Fr.	Bellaire, Texas (Bellaire)
85	John Leday*	WR	6-0	200	Jr.	Port Arthur, Texas (Memorial)
87	Alex Leslie	TE	6-5	240	Jr.	New Braunfels, Texas (New Braunfels/Iowa State)
31	Jon Letter	LS	6-3	191	Fr.	Katy, Texas (Katy)
70	Mac Long*	OL	6-4	300	Sr.	Edna, Texas (Edna)
27	Christian Luke	WR	6-2	215	Fr.	Willis, Texas (Willis)
94	Cameron Malveaux***	DE	6-6	270	So.	Beaumont, Texas (Hamshire Fannett)
6	Terry Mark	WR	6-1	190	Fr.	Lufkin, Texas (Lufkin)
35	Andrew Mathis	CB	6-0	204	So.	Duncanville, Texas (West Texas A&M)
37	Caemen Mayfield	SAF	5-10	204	So.	Fulshear, Texas (LeTourneau)
13	Mason McClendon	QB	5-10	190	So.	Midland, Texas (Midland Christian)
45	Tyler McCloskey**	TE	6-2	245	Sr.	Houston, Texas (Memorial)
8	Hunter McCoy	QB	6-4	220	Sr.	Mineral Wells, Texas (Mineral Wells/Trinity Valley CC)
83	Derek McLemore	WR	6-0	197	Sr.	Southlake, Texas (Southlake Carroll)
96	Blaine Medland	DE	6-0	246	So.	Deer Park, Texas (Deer Park)
45	Jordan Milburn	LB	6-1	225	RS-Fr.	Galveston, Texas (Ball)
77	Keenan Murphy	OL	6-2	295	Fr.	Crosby, Texas (Crosby)





## ROSTERS

### NUMERICAL ROSTER

NO	NAME	POS
50	Aymiel Fleming	DT
51	Na'Ty Rodgers	OL
51	Rasheed Tynes	LB
52	Jerard Carter	DE
52	Braylon Jones	OL
53	Alex Fontana	OL
54	Cameron Doubenmier	ILB
55	Davonte Thomas	ILB
56	Dixie Wooten	OL
57	Payton Pardee	LS
58	Ryan Hirsch	OL
59	Zorrell Ezell	DL
61	Ryan Deshotel	OL
62	Jarrid Williams	OL
63	Marc Reid	OL
69	Will Noble	OL
70	Mac Long	OL
72	Mason Denley	OL
74	Josh Jones	OL
75	Marcus Oliver	OL
76	Kameron Eloph	OL
77	Keenan Murphy	OL
79	Josh Thomas	OL
81	Tyus Bowser	OLB
82	Romello Brooker	TE
83	Derek McLemore	WR
84	Colton Cerday	WR
85	John Leday	WR
86	Kobe Idumwonyi	LB
87	Alex Leslie	TE
88	Steven Dunbar	WR
89	Byron Simpson	TE
90	Zach Vaughan	DE
91	Nick Thurman	DL
92	Hasaun Glasgow	DE
93	B.J. Singleton	DT
94	Cameron Malveaux	DE
95	Zac Reid	DE
96	Blaine Medland	DE

### ALPHABETICAL ROSTER

NO	NAME	POS	HT	WT	CL-EXP	HOMETOWN (HIGH SCHOOL/LAST SCHOOL)
40	Alexander Myres	CB	5-10	184	Jr.	Houston, Texas (The Woodlands College Park)
69	Will Noble*	OL	6-4	290	So.	Leander, Texas (Rouse)
18	Ed Oliver	DT	6-2	290	Fr.	Houston, Texas (Westfield)
75	Marcus Oliver**	OL	6-3	295	Jr.	Houston, Texas (Westfield)
57	Payton Pardee	LS	5-10	190	RS-Fr.	Houston, Texas (St. Thomas)
3	Kyle Postma*	QB	6-3	205	Jr.	Katy, Texas (Seven Lakes/Trinity Valley CC)
63	Marc Reid	DE	6-5	279	Jr.	Atascocita, Texas (Atascocita)
95	Zac Reid	DE	6-0	248	Jr.	Bertram, Texas (Burnet)
38	Andrew Robertson	CB	5-9	176	So.	Garland, Texas (Lakeview Centennial)
22	Austin Robinson	SAF	6-3	220	Jr.	Pearland, Texas (Episcopal/UTSA)
51	Na'Ty Rodgers	OL	6-5	292	Jr.	Pomfret, Md. (McDonough/Iowa Western CC)
7	Patrick Rosette	CB	6-1	195	Fr.	Richmond, Texas (Foster)
5	Ra'Shaad Samples	WR	5-11	190	Jr.	Dallas, Texas (Skyline/Oklahoma State)
41	Joel Scarbrough	K	5-10	182	RS-Fr.	Houston, Texas (Langham Creek)
12	Bowman Sells	QB	6-2	202	Fr.	Lucas, Texas (Lovejoy)
33	Ja'Von Shelley	LB	6-1	230	So.	Klein, Texas (Klein Oak)
89	Byron Simpson	TE	6-5	260	Jr.	Cat Spring, Texas (Sealy)
40	Ben Sinclair	WR	5-8	170	Fr.	Grandville, Mich. (Grandville)
93	B.J. Singleton***	DT	6-4	314	Sr.	Destrehan, La. (Destrehan)
39	Keisland Smalls	WR	5-9	185	Fr.	Austin, Texas (McCallum)
19	Javian Smith	CB	6-1	165	Fr.	Richmond, Texas (Bush)
4	Ka'Darian Smith	CB	6-0	172	Fr.	Spring, Texas (Spring)
7	Marquez Stevenson	WR	6-0	175	Fr.	Shreveport, La. (Northwood)
41	Steven Taylor***	LB	6-1	225	Sr.	Cedar Hill, Texas (Cedar Hill)
55	Davonte Thomas	LB	6-1	220	Sr.	Aldine, Texas (Eisenhower)
79	Josh Thomas**	OL	6-6	332	Jr.	Shreveport, La. (Evangel Christian Academy)
91	Nick Thurman*	DL	6-4	290	Jr.	Dallas, Texas (Lake Highlands)
51	Rasheed Tynes*	LB	5-11	220	Sr.	Baltimore, Md. (Baltimore Poly Tech/Briar Cliff University)
90	Zach Vaughan*	DE	6-4	270	So.	Round Rock, Texas (McNeil)
1	Greg Ward Jr.***	QB	5-11	185	Sr.	Tyler, Texas (John Tyler)
5	Collin Wilder	DB	5-11	175	Fr.	Katy, Texas (Katy)
62	Jarrid Williams	OL	6-6	290	RS-Fr.	Cedar Hill, Texas (Cedar Hill)
13	Joel Williams*	CB	5-10	185	So.	Missouri City, Texas (Hightower)
2	Khalil Williams**	SAF	6-0	200	Jr.	Missouri City, Texas (Hightower)
3	Terrell Williams	SAF	6-3	210	Jr.	Lawton, Okla. (Lawton/Northeastern Oklahoma A&M)
26	Brandon Wilson***	CB	5-11	200	Sr.	Shreveport, La. (Calvary Academy)
6	Howard Wilson**	CB	6-1	185	So.	DeSoto, Texas (DeSoto)
24	Jeremy Winchester*	CB	6-0	190	So.	Spring, Texas (Klein Collins)
56	Dixie Wooten	OL	6-5	322	Fr.	Houston, Texas (Lamar)

### PRONUNCIATION GUIDE

LINELL Bonner ..... Luh-Nell  
 MULBAH Car ..... Mull-Buh  
 JERARD Carter ..... Ger-rard  
 Duke CATALON ..... Cat-uh-Ion  
 Colton CERDAY ..... SIR-day  
 Ryan DESHOTEL ..... Des-Hotel  
 KHARI Dotson ..... Car-E  
 Cameron DOUBENMIER ..... Dob-N-Meyer  
 EMEKE EGBULE ..... uh-Mek-EE Egg-Boo-Lay  
 Michael EKE ..... eh-Key  
 Kameron ELOPH ..... Eleph (Elephant)  
 ZORRELL EZELL ..... Zo-Rell uh-Zell  
 Zach FAIRES ..... Fair-us  
 Bear FENIMORE ..... Fen-uh-More  
 AYMIEL Fleming ..... uh-meal

NOMLUIS FRUGE ..... Nom-louis Fru-jay  
 HASAUN Glasgow ..... Huh-saun  
 D'JUAN Hines ..... duh-wan  
 Blake HIRSCH ..... HER-sch  
 Ryan HIRSCH ..... HER-sch  
 Kobe IDUMWONYI ..... E-DO-Wan-E  
 CHAUNTEZ Jackson ..... Shawn-Tez  
 KEVRIN Justice ..... Kev-ren  
 D'ERIQ King ..... Dee-Eric  
 KALIQ KOKUMA ..... Ka-Leak Kuh-COOM-uh  
 John LEDAY ..... Luh-day  
 Cameron MALVEAUX ..... Mal-VO  
 CAEMEN Mayfield ..... Cay-Men  
 Kyle POSTMA ..... POST-muh  
 NA'TY Rodgers ..... Nuh-Tie

Patrick ROSETTE ..... Rose-et  
 RA'SHAAD Samples ..... Ruh-shod  
 Joel SCARBROUGH ..... scar-bro  
 JA'VON Shelley ..... Juh-Von  
 KEISLAND Smalls ..... Keys-land  
 JAVIAN Smith ..... Jay-vee-N  
 KA'DARIAN Smith ..... Kuh-Dare-EN  
 MARQUEZ Stevenson ..... Mar-ques  
 DAVONTE Thomas ..... Duh-Von-Tay  
 Collin WILDER ..... WILD-er  
 JARRID Williams ..... Jared  
 JOEL Williams ..... Joe-El  
 KHALIL Williams ..... Kuh-Leal  
 TERRELL Williams ..... Tuh-rel

2016 SEASON

COACHING STAFF

THE COUGARS

SEASON REVIEW

HISTORY & RECORDS







## AT A GLANCE

2016 SEASON

COACHING STAFF

THE COUGARS

SEASON REVIEW

HISTORY & RECORDS

### HOUSTON QUICK FACTS

**Location:** Houston, Texas  
**Founded:** 1927  
**Nickname:** Cougars  
**Colors:** Scarlet and White  
**Conference:** American Athletic Conference  
**Enrollment:** 40,914  
**Stadium:** TDECU Stadium (40,000)  
**Chancellor:** Dr. Renu Khator  
**Vice President for Athletics:** Hunter Yurachek  
**Football Contact:** David Bassity  
**Office Phone:** 713.743.9409 **Cell:** 405.274.1455  
**Website:** www.UHCougars.com

### FOOTBALL INFORMATION

**2015 Overall Record:** 13-1  
**2014 Conference Record (Standing):** 8-1 (1st, The American)

### COACHING STAFF

Name (Alma Mater, Year)	Title
Tom Herman (Cal Lutheran, 1997)	Head Coach
Major Applewhite (Texas, 2001)	Offensive Coordinator/QBs
Todd Orlando (Wisconsin, 1994)	Defensive Coordinator/LBs
Craig Naivar (Hardin-Simmons, 1994)	Assoc. Head Coach/Co-Def. Coord./Saf.
Oscar Giles (Texas, 1991)	Asst. Head Coach/DL
Jason Washington (Texas State, 2002)	Special Teams Coordinator/CBs
Darrell Wyatt (Kansas State, 1989)	Recruiting Coordinator/WRs
Kenith Pope (Oklahoma, 1976)	Assistant Coach/RBs
Corby Meekins (Sam Houston State, 1990)	Assistant Coach/TEs/FBs
Derek Warehime (Tulsa, 2006)	Assistant Coach/OL

### 2015 SCHEDULE & RESULTS

Date	Opponent (Record)	W/L	Score	Att.	TV
Sept. 5	Tennessee Tech (4-7)	W	52-24	30,479	ESPN3
Sept. 12	at Louisville (7-5)	W	34-31	50,019	FSN
Sept. 26	Texas State (3-9)	W	59-14	35,257	ESPN3
Oct. 3	at Tulsa (6-6)	W	38-24	17,146	CBS SN
Oct. 8	SMU (2-10)	W	49-28	25,204	ESPN2
Oct. 16	at Tulane (3-9)	W	42-7	21,522	ESPNU
Oct. 24	at UCF (0-12)	W	59-10	28,350	ESPNNews
Oct. 31	Vanderbilt (4-8)	W	34-0	29,565	ESPN2
Nov. 7	Cincinnati (7-5)	W	33-30	32,889	ESPN2
Nov. 14	Memphis (9-3)	W	35-34	42,159	ESPN2
Nov. 21	at UConn (6-6)	L	20-17	26,879	ESPNU
Nov. 27	Navy (9-2)	W	52-31	40,562	ABC
Dec. 5	Temple (10-3)	W	24-13	35,721	ABC
Dec. 31	Florida State (10-3)	W	38-24	71,007	ESPN

### RETURNING STATISTICAL LEADERS

Rushing						
	Att	Yds	Avg	TD	Avg/G	Lg
Greg Ward Jr.	198	1,108	5.6	21	79.1	47
Kyle Postma	27	194	7.2	1	21.6	38
Passing						
	Cmp	Att	Int	Pct	Yds	TD
Greg Ward Jr.	232	345	6	67.2	2,828	17
Kyle Postma	43	68	1	63.2	453	3
Receiving						
	Rec	Yds	Avg	TD	Avg/G	Lg
Chance Allen	56	752	13.4	6	53.7	52
Steven Dunbar	31	382	12.3	3	29.4	65
Tackles						
	UT	AT	TT	TFL	Sack	Int
Steven Taylor	61	31	92	18.5-92	10-77	2-30
Brandon Wilson	51	7	58	2-13	-	1-51

### What Returns in 2016...

#### Offensive Lettermen Returning (13)

WR Chance Allen, WR Linell Bonner, OL Mason Denley, WR Steven Dunbar, OL Kameron Eloff, WR Isaiah Johnson, WR John Leday, TE Tyler McCloskey, OL Will Noble, OL Marcus Oliver, QB Kyle Postma, OL Josh Thomas, QB Greg Ward Jr.

#### Defensive Lettermen Returning (17)

LB Matthew Adams, LB Tyus Bowser, DL Jerard Carter, DB Garrett Davis, LB Emeke Egbule, LB Ralph Harvey Jr., LB D'Juan Hines, DE Chauntez Jackson, DE Cameron Malveaux, DT B.J. Singleton, LB Steven Taylor, DL Nick Thurman, DB Joael Williams, DB Khalil Williams, DB Brandon Wilson, DB Howard Wilson, DB Jeremy Winchester

#### Special Teams Lettermen Returning (1)

K Ty Cummings

#### Lettermen Lost (23)

WR Demarcus Ayers, K Kyle Bullard, OL Alex Cooper, TE Hayden Daniels, OL Ben Dew, RB Kenneth Farrow, DB Earl Foster, OL Colton Freeman, LS Nolan Frese, DB Lee Hightower, RB Ryan Jackson, CB William Jackson III, OL Zach Johnson, DT Tommie Mark, DB Adrian McDonald, OL Damien Parris, P Logan Piper, LB Elandon Roberts, DB Trevon Stewart, LB Luke Stice, OL Carter Wall, RB Javin Webb, DB Tyler White

#### Players Redshirted Last Season (15)

RB Josh Burrell, WR Colton Cerday, OL Ryan Deshotel, DB Michael Eke, DB Darius Gilbert, LB Leroy Godfrey, OL Ryan Hirsch, LB Kobe Idumwonyi, LB D.J. Jenkins, OL Josh Jones, RB Kevrin Justice, LB Jordan Milburn, LS Peyton Pardee, K Joel Scarbrough, OL Jarrid Williams

#### Houston Cougars by Class

**Seniors (20):** WR Chance Allen, LB Tyus Bowser, K Ty Cummings, DL Zorrell Ezell, LS Zach Faires, LB Ralph Harvey Jr., DE Chauntez Jackson, OL Mac Long, DE Cameron Malveaux, TE Corey Manges, TE Tyler McCloskey, QB Hunter McCoy, WR Derek McLemore, WR Eric Parker, DT B.J. Singleton, LB Steve Taylor, LB Davonte Thomas, LB Rasheed Tynes, QB Greg Ward Jr., DB Brandon Wilson.

**Juniors (21):** LB Matthew Adams, QB Kyle Allen, WR Linell Bonner, LB Cameron Doubenmier, WR Steven Dunbar, OL Alex Fontana, LB Nomluis Fruge, LB D'Juan Hines, WR John Leday, TE Alex Leslie, OL Marcus Oliver, QB Kyle Postma, DE Marc Reid, DB Austin Robinson, OL Na'Ty Rodgers, WR Ra'Shaad Samples, TE Byron Simpson, OL Josh Thomas, DT Nick Thurman, DB Khalil Williams, DB Terrell Williams

**Sophomores (23):** TE Romello Brooker, LB Roman Brown, DL Jerard Carter, RB Duke Catalon, DB J.J. Dallas, DB Garrett Davis, OL Mason Denley, LB Khari Dotson, LB Emeke Egbule, OL Kameron Eloff, QB Bear Fenimore, FB Blake Hirsch, WR Isaiah Johnson, QB Luke Klingler, RB Kaliq Kokuma, QB Mason McClendon, OL Will Noble, DB Andrew Robertson, LB Ja'Von Shelley, DE Zach Vaughan, DB Joael Williams, DB Howard Wilson, DB Jeremy Winchester

**Redshirt-Freshmen (15):** RB Josh Burrell, WR Colton Cerday, OL Ryan Deshotel, DB Michael Eke, DB Darius Gilbert, LB Leroy Godfrey, OL Ryan Hirsch, LB Kobe Idumwonyi, LB D.J. Jenkins, OL Josh Jones, RB Kevrin Justice, LB Jordan Milburn, LS Peyton Pardee, K Joel Scarbrough, OL Jarrid Williams

**Freshmen (18):** RB Mulbah Car, WR Keith Corbin, DT Aymiel Fleming, DE Hasaun Glasgow, OL Braylon Jones, QB D'Eriq King, WR Courtney Lark, LS Jon Letter, WR Terry Mark, OL Keenan Murphy, DT Ed Oliver, DB Patrick Rosette, QB Bowman Sells, DB Javian Smith, DB Ka'Darian Smith, WR Marquez Stevenson, DB Collin Wilder, OL Dixie Wooten





## AT A GLANCE

2016 SEASON

COACHING STAFF

THE COUGARS

SEASON REVIEW

HISTORY & RECORDS

### WHAT RETURNS BY PERCENTAGE

Rushing Yards	45.3%
Passing Yards	94.9%
Receiving Yards	54.2%
Punt Return Yards	4%
Kickoff Return Yards	83.8%
Scoring	59.9%
Total Offense	70.8%
All-Purpose Yards	51.3%
Field Goals	61.5%
Punting Yards	0%
Tackles	48.5%
Tackles for Loss	55.9%
Sacks	63.9%
Interceptions	28.6%
Fumbles Recovered	57.1%
Fumbles Forced	45.4%

### STARTERS

**Offensive Starters Returning (12)**

QB Greg Ward Jr.	25
TE Tyler McCloskey	17
WR Steven Dunbar	14
WR Chance Allen	14
OL Will Noble	8
OL Marcus Oliver	7
OL Mason Denley	6
OL Kameron Eloph	4
WR Linell Bonner	3
OL Josh Thomas	1
QB Kyle Postma	1
RB Brandon Wilson	1

### Defensive Starters Returning (10)

LB Steven Taylor	33
DT B.J. Singleton	25
CB Brandon Wilson	20
LB Tyus Bowser	16
DE Cameron Malveaux	14
LB Matthew Adams	6
DB Khalil Williams	4
CB Howard Wilson	3
CB Jeremy Winchester	2
DL Nick Thurman	1

### Specialists Starters Returning (1)

K Ty Cummings	23
---------------	----

### Offensive Starters Lost (10)

RB Kenneth Farrow	37
OT Alex Cooper	28
WR Demarcus Ayers	25
OG Ben Dew	16
OT Zach Johnson	14
OL Carter Wall	12
OL Colton Freeman	11
RB Ryan Jackson	6
OL Damien Parris	2
RB Javin Webb	1

### Defensive Starters Lost (7)

DB Trevon Stewart	47
DB Adrian McDonald	43
DT Tomme Mark	29
CB William Jackson III	28
CB Lee Hightower	17
LB Elandon Roberts	14
LB Luke Stice	2

### Specialists Starters Lost (3)

DS Nolan Frese	40
K Kyle Bullard	24
P Logan Piper	24

### HOW THE TEAM WAS BUILT...

#### 2012 Signing Class (6)

OL Mac Long, DE Cameron Malveaux, DT B.J. Singleton, LB Steven Taylor, LB Davonte Thomas, CB Brandon Wilson

#### 2013 Signing Class (10)

LB Tyus Bowser, K Ty Cummings, LB Nomluis Fruge, LB D'Juan Hines, DE Chauntez Jackson, WR John Leday, TE Tyler McCloskey, OT Josh Thomas, DT Nick Thurman, QB Greg Ward Jr.

#### 2014 Signing Class (16)

LB Matthew Adams, TE Romello Brooker, DE Jerard Carter, SAF Garrett Davis, OL Mason Denley, WR Steven Dunbar, QB Bear Fenimore, WR Isaiah Johnson, RB Kaliq Kokuma, OT Marcus Oliver, LB Ja'Von Shelley, DE Zach Vaughan, CB Joael Williams, SAF Khalil Williams, CB Howard Wilson, CB Jeremy Winchester

#### 2015 Signing Class (17)

WR Chance Allen, OL Ryan Deshotel, LB Emeke Egbule, DB Michael Eke, OL Kameron Eloph, DB Darius Gilbert, LB Leroy Godfrey, LB Ralph Harvey Jr., LB Kobe Idumwonyl, LB D.J. Jenkins, OL Josh Jones, RB Kevrin Justice, LB Jordan Milburn, OL Will Noble, QB Kyle Postma, WR Ra'Shaad Samples, OL Jarrid Williams

#### 2016 Signing Class (24)

QB Kyle Allen, RB Mulbah Car, RB Duke Catalon, WR Keith Corbin, DB J.J. Dallas, DT Aymiel Fleming, OL Alex Fontana, DE Hasaun Glasgow, OL Braylon Jones, QB D'Eriq King, WR Courtney Lark, TE Alex Leslie, WR Terry Mark, OL Keenan Murphy, DT Ed Oliver, OL Na'Ty Rodgers, DB Patrick Rosette, QB Bowman Sells, DB Javian Smith, DB Ka'Darian Smith, WR Marquez Stevenson, DB Terrell Williams, DB Collin Wilder, OL Dixie Wooten

#### Walk-Ons Now Scholarship (1)

WR Linell Bonner

#### Walk-Ons (28)

LB Roman Brown, RB Josh Burrell, WR Colton Cerday, WR Austin Dies, LB Khari Dotson, LB Cameron Doubenmier, WR Cedric Edwards, DL Zorell Ezell, LS Zach Faires, FB Blake Hirsch, OL Ryan Hirsch, LS Jon Letter, WR Christian Luke, CB Andrew Mathis, DB Caemen Mayfield, QB Mason McClendon, QB Hunter McCoy, WR Derek McLemore, DE Blaine Medland, LS Payton Pardee, DE Marc Reid, DE Zac Reid, CB Andrew Robertson, DB Austin Robinson, K Joel Scarbrough, TE Byron Simpson, WR Keisland Smalls, LB Rasheed Tynes

### GEOGRAPHICAL BREAKDOWN...

**Arizona:** QB Kyle Allen  
**California:** LB Ralph Harvey Jr., DE Chauntez Jackson  
**Canada:** OL Alex Fontana  
**Louisiana:** WR Steven Dunbar, OL Kameron Eloph, DB Darius Gilbert, DT B.J. Singleton, OL Josh Thomas, WR Marquez Stevenson, DB Brandon Wilson  
**Maryland:** OT Na'Ty Rodgers, LB Rasheed Tynes  
**Oklahoma:** DB Terrell Williams  
**Texas:** LB Matthew Adams, WR Chance Allen, WR Linell Bonner, LB Tyus Bowser, TE Romello Brooker, LB Roman Brown, RB

Josh Burrell, RB Mulbah Car, DE Jerard Carter, RB Duke Catalon, WR Colton Cerday, WR Keith Corbin, K Ty Cummings, DB J.J. Dallas, DB Garrett Davis, OL Mason Denley, OL Ryan Deshotel, WR Austin Dies, LB Khari Dotson, LB Cameron Doubenmier, WR Cedric Edwards, LB Emeke Egbule, DB Michael Eke, DL Zorell Ezell, LS Zach Faires, QB Bear Fenimore, DT Aymiel Fleming, LB Nomluis Fruge, DE Hasaun Glasgow, LB Leroy Godfrey, LB D'Juan Hines, FB Blake Hirsch, OL Ryan Hirsch, LB Kobe Idumwonyl, LB D.J. Jenkins, WR Isaiah Johnson, OL Braylon Jones, OL Josh Jones, RB Kevrin Justice, QB D'Eriq King, RB Kaliq Kokuma, WR Courtney Lark, WR John Leday, TE Alex Leslie, LS Jon Letter, OL Mac Long, WR Christian

Luke, DB Caemen Mayfield, DE Cameron Malveaux, WR Terry Mark, CB Andrew Mathis, QB Mason McClendon, TE Tyler McCloskey, QB Hunter McCoy, WR Derek McLemore, DE Blaine Medland, LB Jordan Milburn, OL Keenan Murphy, OL Will Noble, DT Ed Oliver, OL Marcus Oliver, LS Payton Pardee, QB Kyle Postma, DE Marc Reid, DE Zac Reid, CB Andrew Robertson, DB Austin Robinson, DB Patrick Rosette, WR Ra'Shaad Samples, K Joel Scarbrough, QB Bowman Sells, LB Ja'Von Shelley, TE Byron Simpson, WR Keisland Smalls, DB Javian Smith, DB Ka'Darian Smith, LB Steven Taylor, LB Davonte Thomas, DT Nick Thurman, DE Zach Vaughan, QB Greg Ward Jr., DB Collin Wilder, OL Jarrid Williams, DB Joael Williams, DB Khalil

Williams, DB Howard Wilson, DB Jeremy Winchester, OL Dixie Wooten





## HOUSTON IN 2016

2016 SEASON

COACHING STAFF

THE COUGARS

SEASON REVIEW

HISTORY & RECORDS

### ABOUT THE 2016 COUGARS

- « Twenty-three full or part-time starters return in 2016 for Houston. The 2015 leaders in rushing, passing, field goals, kick returns, scoring, total offense, sacks and forced fumbles all return.
- « The program welcomed an incoming signing class of 24 that is comprised of 17 high school student-athletes, four junior college transfer and three four-year transfers. Eight of the 24 newcomers were enrolled in the program in January for spring workouts - QB Kyle Allen, RB Duke Catalon, DB J.J. Dallas, TE Alex Leslie, WR Terry Mark, OL Na'Ty Rodgers, QB Bowman Sells and DB Terrell Williams.
- « Houston's roster sports 42 upperclassmen and 57 underclassmen. Seventeen players redshirted their first season on campus in 2015.
- « Houston's all-time record sits at 417-352-15 since the program started in 1946.
- « Ranked No. 8 in the final Associated Press poll of the 2015 season, Houston opens 2016 on Sept. 3 in the AdvoCare Kickoff Classic against Oklahoma, who finished the 2015 season ranked No. 5 in the AP poll.

### ABOUT THE 2015 SEASON

- « Named the FWAAs First Year Coach of the Year and a Bear Bryant Award finalist following the second 13-win season in program history, Tom Herman capped off his rookie season with a 38-24 Houston win over No. 9 Florida State in the Chick-fil-A Peach Bowl. He became just the fourth coach in NCAA history with at least 13 wins in his first season, joining Boise State's Chris Petersen (2006), Penn's George Woodruff (1892) and Yale's Walter Camp (1888), and just the fifth to win the first 10 games of his career.
- « Houston was one of just two schools nationally to play at least four ranked opponents last season and remain undefeated in the matchups with three of Houston's wins over ranked opponents coming by double-digits, the fourth-best total in the nation.
- « Houston was one of eight teams nationally with at least four wins against ranked opponents, and was third nationally with seven wins of 21 points or more as 10 wins were double-digit wins including Houston's 38-24 win over No. 9 Florida State in the Chick-fil-A Peach Bowl. Houston ranked fifth nationally with an average margin of victory of 19.7 points per game.
- « Houston's lone loss in 2015 came at UConn without an injured Greg Ward Jr. and with just six minutes of action from defensive leader Elandon Roberts who left the game after a targeting call with 54 minutes of action remaining.
- « The program ranked eighth nationally in rushing defense, allowing just 108.9 yards per game, while ranking 13th in rushing offense with an average of 235.8 yards per game. Houston was the only team in the nation to rank in the top 13 in both categories.
- « Ranking 10th in scoring offense (40.4 points per game) and 20th in scoring defense (20.7 points per game), Houston was the only program in the nation to rank in the top 10 in scoring offense and the top 25 in scoring defense.
- « Houston faced eight bowl-eligible teams on the season, going 7-1 in those games.

### ON THE OFFENSIVE

- « Since 2006, only Oregon (66,987) has racked up more offensive yards than Houston who has 65,487 yards in that time.

Rank	Team	Total Yards (06-present)
1.	Oregon	66,987
2.	<b>HOUSTON</b>	<b>65,487</b>
3.	Texas Tech	63,851
4.	Oklahoma	62,931
5.	Nevada	59,649

#### OFFENSIVE IMPROVEMENT

	2015	2014
Total Offense .....	484.1 (20th in NCAA)	414.1 (55th)
Scoring Offense .....	40.4 (10th)	29.8 (57th)
Passing Offense .....	248.4 (44th)	230.2 (64th)
Rushing Offense .....	235.8 (13th)	183.8 (42nd)

- « Houston has scored in 199 straight games dating back to Sept. 30, 2000.
- « Twenty-seven of Houston's 80 scoring drives last season were less than two minutes with 12 lasting less than one minute, the quickest just nine seconds with a one-play opening drive score vs. Tulane.
- « Houston had 12 scoring drives of four plays or less including two two-play drives and two one-play drives.
- « Houston totaled over 600 yards of total offense in four games last season. UH finished its season opener with 621 yards of total offense, the most for UH since Oct. 26, 2013. The Cougars bested the total with 689 yards vs. Texas State and 638 at Tulsa. Houston now has 74 games with 600+ yards in program history.

### 2015 AMERICAN STANDINGS

West	American	Pct.	Overall	Pct.
<b>Houston</b>	<b>7-1</b>	<b>.875</b>	<b>13-1</b>	<b>.929</b>
Navy	7-1	.875	11-2	.846
Memphis	5-3	.625	9-4	.692
Tulsa	3-5	.375	6-7	.462
SMU	1-7	.125	2-10	.167
Tulane	1-7	.125	3-9	.250

East	American	Pct.	Overall	Pct.
Temple	7-1	.875	10-4	.714
USF	6-2	.750	8-5	.615
UConn	4-4	.500	6-7	.462
Cincinnati	4-4	.500	7-6	.538
East Carolina	3-5	.375	5-7	.417
UCF	0-8	.000	0-12	.000

### UH'S LANDMARK WINS

Win	Date	Opp.	Game No.
1	9/27/46	West Texas St. (14-12)	2
10	10/16/48	East Texas St. (18-7)	26
50	12/3/55	Wyoming (26-14)	102
100	10/29/66	Tampa (48-9)	207
200	10/6/79	Baylor (13-10)	339
300	9/4/99	Rice (28-3)	562
400	10/11/14	Memphis (28-24)	765

### RECORD BREAKDOWN

	2015	Streak
Overall	13-1	W3
Home	8-0	W9
Road	4-1	L1
Neutral	1-0	W2
Overtime	0-0	W1
American	7-1	W2
American Home	5-0	W6
American Away	3-1	L1
Non-Conference	5-0	W7

### ACTIVE UH STREAKS

- 199 - Games in which UH has scored
- 91 - Televised games
- 14 - Seasons with at least 1,500 rushing yards
- 12 - Seasons with at least four conference wins
- 11 - Seasons UH player on all-conference first team
- 10 - Seasons with at least 375 points





## OFFENSE NOTES

### SINGLE-GAME MILESTONES

#### 300-Yard Passing Games

##### Greg Ward Jr. (3)

Date	Opponent	C-A-I	Yds.	TD	W/L
12/6/14	at Cincinnati	27-45-1	360	2	L
11/8/14	Tulane	30-45-4	336	2	L
11/27/15	Navy	26-35-0	308	3	W

#### 100-Yard Rushing Games

##### Greg Ward Jr. (4)

Date	Opponent	Att.	Yards	TD	W/L
10/3/15	at Tulsa	20	182	3	W
12/5/15	Temple	17	148	2	W
11/7/15	Cincinnati	16	119	0	W
9/5/15	Tennessee Tech	14	101	2	W

##### Brandon Wilson (1)

Date	Opponent	Att.	Yards	TD	W/L
11/27/15	Navy	22	111	2	W

#### 100-Yard Receiving Games

##### Chance Allen (1)

Date	Opponent	Rec.	Yards	TD	W/L
11/21/15	at UConn	6	105	1	L

##### Steven Dunbar (1)

Date	Opponent	Rec.	Yards	TD	W/L
11/22/14	Tulsa	7	150	0	W

#### 2015 NCAA MARGIN OF VICTORY

1.	Oklahoma	21.5
2.	Alabama	21.0
	Ohio State	21.0
4.	Baylor	19.8
5.	<b>Houston</b>	<b>19.7</b>

« Houston's 232 points in its first five games marked the second-best five-game start behind the 249 points the 1989 Houston team scored in its first five games. The 1989 team is also the only other Houston team to match the 2015 team with 600+ yards of total offense in three of its first four games as it started the season with four straight 600+ yard games.

« Houston's seven rushing touchdowns vs. SMU were the most since Nov. 24, 2007 when Houston had seven vs. Texas Southern. The Cougars also posted six rushing touchdowns in their season-opening win over Tennessee Tech.

« With 38 points vs. Memphis, the Houston offense posted 30+ points in a Houston record 14th straight game, topping the previous best of 12 games of the 2011 season. The Cougars had four games with 50+ points last season and six with 40+ points.

« With a balanced attack, Houston was one of just three schools nationally to average over 235 yards per game in both rushing (235.8) and passing (248.4) per game, joining Baylor and Oregon.

« Houston was ninth nationally with 89 plays of 20+ yards and 19th nationally with 37 plays of 30+ yards.

« The 566 points scored last season marked the fourth-best total in program history trailing just 2011 (690 points), 2009 (591) and 1989 (589).

### THE WORD ON WARD

« Houston quarterback Greg Ward Jr. enters the 2016 season after claiming the Earl Campbell Award, presented annually to the top player from the state of Texas. Ward became the first Houston quarterback to rush for 1,000 yards in a season, finishing the year with 1,108 rushing yards and 21 touchdowns to go along with 2,828 passing yards with 17 touchdowns. Ward ranked ninth nationally in completion percentage, completing 232-of-345 passes on the year, while throwing just six interceptions, seventh-best nationally among quarterbacks with at least 300 attempts.

« Ward and Clemson's Deshaun Watson were the only two players in the nation to rush for at least 1,000 yards and pass for at least 2,000 yards last season.

« With 1,108 yards, he broke the UH single-season record for rushing yards by a quarterback of 656 set by Lionel Wilson in 1981. His effort marked the 25th 1,000-yard rushing season in Houston history.

« The Houston single-season rushing by a quarterback record was one of 14 Houston or The American Athletic Conference records Ward broke last season while tying three others including the Houston single-season rushing touchdowns record with his 21 scores.

« The electrifying Ward was eighth nationally with 16 rushing attempts of at least 20 yards and nine rushing attempts of at least 30 yards. The 16 rushing attempts of 20+ yards led all FBS quarterbacks and all players in The American, regardless of position.

« Ward ranked in the top 25 in five of the NCAA's final recognized stat categories: completion percentage (ninth), points responsible for (12th), points responsible for per game (15th), rushing TDs (fifth) and scoring (25th). He finished seventh nationally in scoring among non-kickers with 126 points.

« Ward was a three-time American Athletic Conference Offensive Player of the Week, four-time American Athletic Conference weekly honor roll member, a Manning Award finalist, The American Championship MVP, Chick-fil-A Peach Bowl Offensive MVP and the Earl Campbell Award winner.

« With his four rushing touchdowns vs. SMU, Ward broke the Houston QB rushing touchdowns records for a single game and a season, snapping the previous record of nine from Case Keenum in 2007.

« Ward collected his third straight game with at least three rushing touchdowns with three scores on the ground at Tulane, the third-longest such streak on the FBS level over the last 10 seasons. Ward had multiple rushing touchdowns in six games last season.

« With 21 rushing touchdowns on the year, Ward set the UH single-season touchdown record, regardless of position, breaking the previous record of 15 set by running back Jackie Battle in 2006.

« Entering 2016, Ward ranks fourth on the Houston career rushing TDs chart with 29, two away from third.

« He ranked fourth nationally in 2015 in percentage of rush plays that gained five or more yards among ball carriers with 150 or more carries (51.4 percent)

« Navy marked Ward's eighth career game with multiple passing TDs while Florida State was his 15th with over 200 yards passing.

« The game against Navy marked Ward's third career game with at least 300 yards passing, and his first in a Houston win. Ward had thrown for over 300 yards twice in 2014, both Houston defeats.

« The Tyler, Texas, native has been responsible for a touchdown, either passing or rushing, in 20 of his last 22 games.

« He won his 19th game as Houston's starting quarterback with the win over Florida State, the fifth-best total on the Houston career victory chart.

« Ward leads Houston with a .905 (19-2) career winning percentage as a starting quarterback. Gary Mullins ranks second in school history with a .833 (25-5) percentage. They are the only QBs in UH history with 10+ starts and a winning percentage over .800.







## OFFENSE NOTES

2016 SEASON

COACHING STAFF

THE COUGARS

SEASON REVIEW

HISTORY & RECORDS

### CHART CLIMBERS

#### PASSING YARDS • CAREER

1. Case Keenum (2007-2011) ..... 19,217  
.....
7. David Piland (2010-14) ..... 5,790
8. Jimmy Klingler (1991-93) ..... 5,243
9. **Greg Ward Jr. (2013-)** ..... **5,148**

#### RUSHING TDS • SEASON

1. **Greg Ward Jr. (2015)** ..... **21**
2. Jackie Battle (2006) ..... 15
3. Kenneth Farrow (2014) ..... 14  
Anthony Aldridge (2007) ..... 14  
Antowain Smith (1996) ..... 14

#### RUSHING TDS • CAREER

1. Bryce Beall (2008-11) ..... 39
2. Kenneth Farrow (2012-) ..... 34
3. Jackie Battle (2003-06) ..... 31
4. **Greg Ward Jr. (2013-)** ..... **29**  
Charles Sims (2009-12) ..... 29

#### RUSHING YARDS BY A QB • CAREER

1. **Greg Ward Jr. (2013-)** ..... **1,857**
2. Lionel Wilson (1980-83) ..... 1,338

#### 100-YARD RUSHING GAMES BY A QB • CAREER

1. **Greg Ward Jr. (2013-)** ..... **4**

#### TOTAL OFFENSE • CAREER

1. Case Keenum (2006-11) ..... 20,114  
.....
5. Andre Ware (1987-89) ..... 8,058
6. **Greg Ward Jr. (2013-)** ..... **7,005**

#### QB VICTORIES • CAREER

1. Case Keenum (2006-11) ..... 37
2. Kevin Kolb (2003-06) ..... 26
3. Gary Mullins (1969-71) ..... 25
4. Danny Davis (1976-78) ..... 20
5. **Greg Ward Jr. (2013-)** ..... **19**

### THE LINE ON THE LINE

- « Houston lost a combined 83 starts from five senior offensive linemen and the loss of sophomore Colton Freeman, due to career-ending injuries in the spring, but returns a combined 26 starts from five returners.
- « Houston ranked 10th in the nation in points per game (40.4) last year, despite having four freshmen offensive linemen who racked up more than 2,100 combined offensive snaps.
- « The line took significant hits last season with three season-ending injuries enabling several returners to receive valuable experience. In 14 games, the line saw 11 different starting combinations with 11 different linemen receiving starts.
- « A 2015 Freshman All-American, Will Noble started the final eight games of the season at center. Two other freshmen - Mason Denley (six starts) and Kameron Eloph (four starts) received early action in the middle of the line as well.
- « The line also returns Marcus Oliver (seven career starts) and Josh Thomas who made his first career start last season against SMU before being lost for the season with an injury.
- « Junior college transfer Na'Ty Rodgers, ranked the No. 7 overall junior college player by ESPN, will look to immediately step in at one tackle spot this spring. He'll compete at the tackle spots with Oliver and redshirt-freshmen Josh Jones and Jarrid Williams.
- « After Freeman had to transition to a student assistant role due to career-ending injuries, Houston quickly signed junior college transfer Alex Fontana from New Mexico Military Institute on April 1.

### THIRD WARD TARGETS

- « Houston returns 54.2 percent of its receiving yards from 2015 with the early NFL departure of Demarcus Ayers (1,222 yards in 2015) and the graduation of running backs Kenneth Farrow (119 yards) and Ryan Jackson (111 yards).
- « Houston returns four of its top five receivers in 2015 and seven of its top 10 led by senior Chance Allen who pulled in 56 receptions for 752 yards a team-best six touchdowns. The group also adds junior Ra'Shaad Samples who sat out last season after transferring from Oklahoma State.
- « Allen's 56 receptions and six touchdowns rank third among returners in The American while his 752 yards are fifth.
- « Last season, Allen led the team in targets (25), receptions (10), receiving yards (355) and touchdowns (4) at the stretch vertical depth level (defined as passes traveling 20 or more yards downfield).
- « Steven Dunbar also added 31 receptions for 382 yards and three touchdowns while Linell Bonner is fourth among all returners in The American with five touchdown receptions as part of his 25 receptions for 317 yards.
- « Others being counted on in the receiving group include sophomore Isaiah Johnson, who had 15 receptions for 292 yards and three touchdowns in the 2016 spring game, and junior John Leday, who pulled in four receptions for 41 yards. True freshman Terry Mark also joined the group this spring as an early enrollee.
- « The group will be bolstered with the addition of freshmen Keith Corbin, Courtney Lark and Marquez Stevenson.
- « The tight end returned in 2015 led by Tyler McCloskey who pulled in 14 receptions for 157 yards and one touchdown. He'll be joined by Iowa State transfer Alex Leslie while sophomore Romello Brooker will look to take the next step in his collegiate career.

### FIRST YEAR FACES IN NEW PLACES

- « While Houston returns 45 percent of its rushing yards from 2015, it returns just 14 percent of its rushing yards by those holding a running back role last season with the graduation of four-year mainstays Kenneth Farrow and Ryan Jackson
- « Brandon Wilson ran for 188 yards in emergency duty last season after flipping from cornerback but will remain in the secondary as of now while sophomore Kaliq Kokuma is the only running back on the Houston roster with experience in 2015, rushing 18 times for 92 yards.
- « What Houston lacks in returning numbers, he makes up for in potential with sophomore Duke Catalon joining the program after transferring from Texas. The former four-star recruit redshirted in his lone season at Texas after being ranked the No. 10 running back in the nation coming out of Houston's Eisenhower High School.
- « The group will be joined by freshman Mulbah Car who set the Austin Independent School District career rushing record and ran for 1,675 yards and 33 touchdowns as a senior.
- « Kevrin Justice, who set a Kilgore High School record with of 51 career total touchdowns and ranks third in career rushing yards in the school's history with 3,410 career yards, will look to make his Houston debut after redshirting in 2015.
- « Walk-on Josh Burrell, son of the one-time World's Fastest Man and current Houston Track & Field coach Leroy Burrell, has also received high praise over the spring and is expected to compete for carries.





## DEFENSE NOTES

2016 SEASON

COACHING STAFF

THE COUGARS

SEASON REVIEW

HISTORY & RECORDS

### DEFENSIVE SCORING PLAYS (12)

Over the last three years ...

2015 (5)

- Trevon Stewart safety vs. Cincinnati
- Brandon Wilson 51-yard int. return vs. Cincinnati
- William Jackson 55-yard int. return vs. Vanderbilt
- Brandon Wilson 85-yard fumble return at UCF
- William Jackson 35-yard int. return vs. Texas State

2014 (3)

- Adrian McDonald 0-yard fumble rec. vs. Tulane
- Vincent Hall 0-yard fumble recovery vs. Grambling
- Trevon Stewart 29-yard int. return vs. Temple

2013 (4)

- William Jackson 96-yard int. return at UTSA
- Derrick Mathews 29-yard int. return vs. BYU
- Derrick Mathews safety vs. BYU
- Trevon Stewart 15-yard fumble rec. vs. Cincinnati

### 2015 NCAA TURNOVER MARGIN

1. San Diego State..... +22
2. **Houston**..... +21

### 2015 NCAA TURNOVERS GAINED

1. **Houston**..... 35
2. Arkansas State ..... 34
- San Diego State..... 34
- Utah..... 34

### CAREER DOUBLE-DIGIT TACKLE GAMES

Steven Taylor	10
Matthew Adams	3
Howard Wilson	1

### THIRD WARD DEFENSE

« The 2015 Cougar defense led The American and was eighth nationally in allowing opponents just an average of 108.9 yards rushing per game. The Cougars ranked 20th nationally in scoring defense, allowing just 20.7 points per game.

« The defense held 10 of 14 opponents below their total offense average and 12 of 14 below their scoring offense averages. The two teams that did exceed their scoring averages, Tennessee Tech and UConn, were held within a point of their season average.

« The 2015 defense was the first since 1998 to hold its first three opponents each to less than 100 yards rushing. Houston held six teams total under 100 rushing yards including holding Florida State, who averaged 180.9 rushing yards per game entering the Chick-fil-A Peach Bowl, to just 12 yards on the ground.

« In the win over Florida State, the Houston defense held FSU star running back Dalvin Cook to just 33 yards on 18 carries, an average of 1.8 yards per attempt. Entering the game, Cook had averaged 150.7 yards per game and 7.9 yards per carry. Among the Power 5 Conferences entering bowl season, Cook had the most rushes of 20 or more yards at 22. The Houston defense limited Cook's longest rush to just nine yards.

« In its season opener, the Houston defense held Tennessee Tech to just 29 yards rushing, the lowest output by an opposing team since holding UTEP to just 30 yards in an Oct. 21, 2006 win. That would hold true until holding Florida State to just 12 yards in the Chick-fil-A Peach Bowl.

« Houston held its first two opponents to a combined nine yards rushing in the first half, holding Tennessee Tech to -8 yards on three first-half attempts and Louisville to 17 rushing yards on 15 carries.

« After allowing 232 yards to UCF in the first half, the UH defense allowed just 48 yards in the game's second half.

« The defense held Vanderbilt to 185 total yards, its first time to hold an opponent under 200 yards since holding Texas Southern to 179 yards on Nov. 24, 2007, and Vanderbilt to 44 passing yards, the lowest total since holding Memphis to 64 yards passing on Oct. 30, 2010.

« The win over Vanderbilt was the first shutout of an SEC team by a non-conference opponent since Sept. 5, 2004 when Louisville defeated Kentucky 28-0

« Navy entered its regular-season finale vs. Houston second nationally in averaging 348.4 yards rushing per game, but the Houston defense held the Midshipmen to just 147 yards rushing in the game with 76 yards coming on Navy's first drive of the game. After giving up 67 yards rushing to Heisman candidate Keenan Reynolds on the first drive, the UH defense held the QB to just 17 yards for the rest of the game.

### TURNOVER U

« Since the start of the 2013 season, no program has taken the ball away from opposing offenses more than Houston with 108 turnovers forced in that time with 35 in 2015, 30 in 2014 and 43 in 2013.

« In his first year with Houston, defensive coordinator Todd Orlando continued the turnover theme and gave his defenses 95 turnovers since the start of the 2013 season.

Orlando's Utah State defense ranked eighth nationally with 59 turnovers forced over 2013-14 and tied Houston in 2014 with 30 turnovers forced and 19 interceptions.

« Houston once again established itself in the turnover battle as it ranked second nationally with a +21 turnover margin and 10th nationally with just 14 turnovers lost.

« Houston was opportunistic, turning its 35 turnovers into 128 points including four defensive touchdowns.

« Houston forced at least three turnovers in seven games last season, capping the year with a season-best five vs. Florida State.

« UH has forced multiple turnovers in 38 of its last 48 games, and had a 34-game turnover forced streak end at the 2014 regular-season finale at Cincinnati. At the time, it was the longest active streak in the NCAA.

« Brandon Wilson simultaneously opened Houston's scoring and ended UCF's first drive with a strip-and-score when he stripped UCF's Cam Stewart and returned the fumble 85 yards for a touchdown. He added his second defensive touchdown of the season with a 51-yard interception return vs. Cincinnati.

« Ten different players had interceptions in 2015 for Houston with William Jackson III leading the way with five while seven different players had fumble recoveries with Trevon Stewart leading the way with four. Of Houston's returners, five had interceptions last season with four recovering fumbles.

#### Most Turnovers Since 2013...

Team	2015	2014	2013	Total
1. <b>Houston</b>	35	30	43	108
2. Louisiana Tech	22	42	26	90
Michigan State	28	34	28	90
4. Boise State	31	31	27	89
5. TCU	19	40	28	87





## DEFENSE NOTES

2016 SEASON

COACHING STAFF

THE COUGARS

SEASON REVIEW

HISTORY & RECORDS

### UP FRONT

« Outside of the quarterbacks, no position group returns more than the defensive line which did lose the 29 career starts of Tomme Mark but does return 39 combined starts from seniors B.J. Singleton and Cameron Malveaux, along with all of its 2015 backups.

« Known for occupying blockers and knocking offensive linemen into the backfield, the group is led by Singleton, who was named to The American's second team last season, and Malveaux, who owns 14 career starts.

« Singleton has started the last 25 games at defensive tackle for the Cougars, holding down the nose spot in the 3-4 system employed currently by Houston.

« The 14 career starts may be misleading for Malveaux as he enjoyed a breakout year under the new coaching staff, finishing 2015 with 33 tackles, 8.5 tackles for loss and 2.5 sacks in an increased on-field presence.

« The group was bolstered with the emergence of junior Nick Thurman and sophomore Jerard Carter last season. Thurman finished the year with 27 tackles, including five for loss, and two fumble recoveries. Carter also recovered two fumbles on the year while picking up 13 tackles.

« Senior Chauntez Jackson, who had four tackles in 2015, and sophomore Zach Vaughan also return, and will be joined this fall by three freshmen - Ed Oliver, ranked the No. 2 defensive tackle in the nation by ESPN, Hasaun Glasgow and Aymiel Fleming.

### A NEW ERA IN THE HOUSTON SECONDARY

« The position hit hardest by graduation, the Houston secondary lost 135 career starts between Lee Hightower, William Jackson III, Adrian McDonald and Trevon Stewart, but does return four players with starting experience in senior Brandon Wilson, juniors Howard Wilson and Khalil Williams and sophomore Jeremy Winchester.

« The group had 19 of the 30 turnovers in 2014 and 25 of the 35 turnovers in 2015 with interceptions from Jackson (5), McDonald (4), Stewart (4), Brandon Wilson, Howard Wilson, Hightower and Williams while Stewart (4), McDonald (2), Jackson and Brandon Wilson had fumble recoveries.

« Brandon Wilson now has 22 career starts including a current streak of 14 games, and is the team's second-leading returner with 58 tackles on the year. He led all returners with eight pass breakups last season while also picking off a pass and recovering a fumble, returning both for touchdowns. Wilson also saw time at running back in two games last year, finishing the season with 188 rushing yards and two touchdowns on 37 attempts. With injury problems over at running back, he'll only focus on the cornerback role.

« Howard Wilson picked off his fourth career pass in Houston's win over Texas State last season before suffering a season-ending injury in the same game. A medical redshirt has been granted for on his behalf as Houston will restore Wilson as a sophomore. He was paired with Winchester in the spring at corner after the sophomore saw action in 13 games with two starts, breaking up 3 passes and making 17 tackles.

« At safety, look for junior Khalil Williams and sophomore Garrett Davis to battle with junior college transfers Terrell Williams and J.J. Dallas to replace McDonald and Stewart, both four-year mainstays at the position.

### LOOK AT THE LINEBACKERS

« Houston lost an emotional leader in middle linebacker Elandon Roberts, but does return three of four starters in seniors Tyus Bowser and Steven Taylor and junior Matthew Adams.

« Taylor owns 10 career games with double-digit stops and is the team's returning leading tackler from 2015 with 92 stops on the year. He also led Houston on the year with 10 sacks and was second on the team with 18.5 tackles for loss.

« Taylor led The American with his 10 sacks and was second in The American, behind Roberts, in tackles for loss.

« Bowser made the move from defensive end, where he earned three starts in his first two years, to outside linebacker and had sacks in each of the first three games of the season, finishing the year with 5.5 sacks, fourth-best among all returning players in The American.

« Adams finished the 2015 season with 49 tackles including two sacks while pairing with Roberts in the middle of the 3-4 defense and coming off the field in the nickel situation.

« With Adams suspended vs. Texas State last season, Emeke Egbule, then a true freshman, made a quick name for himself with three tackles including his first career sack. He finished the year with 11 tackles and will look to compete for Roberts' vacated spot.

« Others looking to make a name for themselves at linebacker include seniors Ralph Harvey Jr., who saw action in six games on special teams, and Davonte Thomas, who has played in nine career games, juniors D'Juan Hines, who has 17 tackles in 23 career games, and Nomluis Fruge, who has seen action in 11 career games, along with sophomore Ja'Von Shelley and redshirt-freshmen Leroy Godfrey, Kobe Idumwonyi, Jordan Milburn and Camden Ross.

### DEFENSIVE TOUCHES

*Houston defenders with most touches in '15...*

Player	FR	INT	PBU	Total
William Jackson III	1	5	23	29
Trevon Stewart	4	4	2	10
Brandon Wilson	1	1	8	10
Adrian McDonald	2	4	2	8
Tyus Bowser	2	1	3	6
Elandon Roberts	-	1	5	6
Steven Taylor	-	2	3	5
Khalil Williams	-	1	4	5
Lee Hightower	-	1	2	3
Cameron Malveaux	-	-	3	3
B.J. Singleton	-	-	3	3
Nick Thurman	2	-	1	3
Howard Wilson	-	1	2	3
Jeremy Winchester	-	-	3	3
Jerard Carter	2	-	-	2
Garrett Davis	-	-	1	1
D'Juan Hines	-	-	1	1

### BALANCED DEFENSE

*Balance is key for the Houston defense as a number of defenders have spread the wealth last season...*

Players with an Interception	10
Players with a Pass Deflection	16
Players with a Fumble Recovery	7
Players with a Forced Fumble	7
Players with a QB Hurry	15
Players with a Sack	11
Players with a Tackle for Loss	15
Players with 20+ Tackles	13

### NON-OFFENSIVE TOUCHDOWNS SINCE 2010

Rank	School	TDs
1.	Oklahoma State	37
2.	Oregon	36
	Utah	36
4.	Houston	33

# SPECIAL TEAMS/RECRUITING NOTES

## SPECIAL TEAMS TDS (18)

Over the last six years..

2015 (3)

- Brandon Wilson 94-yard kickoff return at UConn
- Demarcus Ayers 73-yard punt return at Tulane
- Brandon Wilson 100-yard kickoff return at Louisville

2013 (2)

- Brandon Wilson 78-yard blocked FG return at UTSA
- Demarcus Ayers 95-yard kickoff return vs. BYU

2011 (3)

- Tyron Carrier 100-yard kickoff return vs. Rice
- Damian Payne 76-yard punt return at Tulane
- Patrick Edwards 70-yard punt return at Tulane

2010 (3)

- Tyron Carrier 91-yard kickoff return at SMU
- Patrick Edwards 74-yard punt return at Memphis
- Tyron Carrier 89-yard missed FG return at Southern Miss

2009 (6)

- Tyron Carrier 92-yard kickoff return vs. SMU
- Nick Saenz blocked PAT return vs. Southern Miss
- Tyron Carrier 98-yard kickoff return at Tulsa
- Devin Mays 100-yard kickoff return at UCF
- Tyron Carrier 99-yard kickoff return vs. Rice
- Tyron Carrier 79-yard kickoff return vs. Air Force

2008 (1)

- Tyron Carrier 93-yard kickoff return vs. Tulsa

## TY ONE ON

- « Ty Cummings holds the starting role as the team's kicker after taking over starting placekicking duties last season vs. SMU in addition to his already held kickoff role.
- « He had 100 kickoffs last year, averaging 62.7 yards per kickoff, with 30 touchbacks, ranking fifth in The American in both categories.
- « Cummings connected on all 51 of his extra point attempts last season season and all eight field goal attempts, including a career-long 45-yard field goal vs. Navy.
- « Despite not starting the first four games of the season at kicker, Cummings ranked 11th in the conference, and seventh among kickers, in scoring with 75 points on the year.

## THE PUNTER

- « Logan Piper took over the starting punting role vs. UNLV in 2014 after two years with the Houston Baseball program and leaves a hole for a Houston program to replace.
- « Last season, Piper had 64 punts with an average of 40.4 yards per attempt. He had 10 punts over 50 yards with 23 landing inside the 20-yard line and 23 punts forcing a fair catch from Houston's opponent.
- « Thanks to Piper's booming leg, the Houston punt return defense unit ranked fourth nationally and led The American with an average return of 2.2 yards, allowing just 16 returns for 35 yards.
- « Quarterback Kyle Postma held punting duties in the spring as Houston enters the fall in an open competition at the position.

## SNAP IT TO ME

- « The spring season will also allow for auditions to replace long snapper Nolan Frese who started 40 games over the last three seasons.
- « Candidates include senior Zach Faires, redshirt-freshman Payton Pardee and true freshman Jon Letter who enrolled at Houston in January.

## RETURNS DEPARTMENT

- « Houston returns The American's most dangerous kick returners in Brandon Wilson while it looks to replace the league's No. 3 punt returner in Demarcus Ayers.
- « Wilson led the league with two kickoff return touchdowns while ranking fourth with an average return of 26.6 yards.
- « Wilson knotted Houston up with Louisville at 17 in the third quarter of UH's win with a 100-yard kickoff return for a touchdown. The return was Wilson's second career special teams TD as he returned a blocked field goal for a touchdown vs. UTSA in 2013.
- « Wilson became just the second player in Houston history to return multiple kickoffs for touchdowns in a season and a career, joining Tyron Carrier who had four in the 2009 season and seven in his career, with a kick return for a score at UConn.

## A CLASS OF ITS OWN

- « With the first full year of recruiting under their belts, Tom Herman and his staff signed what is being praised as not only the top signing class in Houston history, but the top class among all group of five programs.
- « The class includes three players in the ESPN 300 – defensive tackle Ed Oliver, receiver Courtney Lark and quarterback D'Eriq King – and seven players ranked in the top 10 nationally at their positions – quarterback Kyle Allen (No. 1 quarterback in 2014), running back Duke Catalon (No. 10 running back in 2014), defensive back J.J. Dallas (No. 9 junior college cornerback), offensive lineman Keenan Murphy (No. 5 center), Oliver (No. 2 defensive tackle), offensive lineman Na'Ty Rodgers (No. 4 junior college offensive tackle) and defensive back Terrell Williams (No. 9 junior college safety).
- « The class of 24 signees consists of 19 players from the state of Texas and one each from Arizona, Louisiana, Maryland, Oklahoma and Canada. Of the 17 high school players in the class, 16 hail from the state of Texas with one from neighboring Louisiana. The class covers seven position groups with six defensive backs, four offensive linemen, four receivers, three quarterbacks, three defensive linemen, two running backs and one tight end.





## 2016 OUTLOOK

2016 SEASON

COACHING STAFF

THE COUGARS

SEASON REVIEW

HISTORY & RECORDS



GREG WARD JR.

### Who Are You?

In Tom Herman's first season as a head coach, the Houston Football program enjoyed its most successful season in school history, finishing the year 13-1 and ranked No. 8 in the final AP poll after capturing The American Championship and Chick-fil-A Peach Bowl with a win over Florida State.

An outsider may hear the words "that team" and "they" when expecting to hear "our team" and "we" when talking about last season's success and how it carries over to 2016.

Last season is in the past on Cullen Blvd. and 2016 is a whole new year and a whole new season. That was evident during the Houston's offseason workouts when the Cougars wore nondescript white T-shirts with oversized question marks on their backs as the questions were asked "Who are you? What will you make of yourself in 2016?"

Even with the outstanding season that saw other programs make overtures to the Houston coaching staff, Herman lost just one assistant coach, wide receivers coach Drew Mehringer who accepted the offensive coordinator position at Rutgers and was replaced at Houston by veteran wideouts expert Darrell Wyatt.

In 2016, Houston is slated to return 31 letterwinners with a combined 225 career starts. In all, 22 players with starting experience return from the 2015 roster that lost 17 players with a combined 332 games started.

Houston opens its season in its own city, albeit, at a neutral site at NRG Stadium in one of the most-anticipated openers in program history as it faces Oklahoma in what looks to be the highest-ranked season-opening opponent since facing No. 2 Ole Miss in 1960's opener.

Houston will welcome American Athletic Conference foes UConn (6-7 record in 2015), Tulsa (6-7), UCF (0-12) and Tulane (3-9) into TDECU Stadium along with non-conference foes Lamar (5-6) and Louisville (8-5).

The Cougars will also travel to face American rivals Cincinnati (7-6), Navy (11-2), SMU (2-10) and Memphis (9-4) along with a non-conference road test at Texas State (3-9) in the fourth week of the season.

### The Offense

With prolific offensive minds on the Houston staff led by Herman and offensive coordinator Major Applewhite, it came of no surprise when the Houston offense had such a balanced attack as Houston was one of just three schools nationally to average over 235 yards per game in both rushing (235.8) and passing (248.4)

There is no question who will lead the attack in 2016 as Houston returns its 2015 depth chart at quarterback led by Greg Ward Jr.

The rushing attack will feature new faces as its top three rushers from 2015 have departed but what it lacks in returners, it makes up for potential with newcomers.

Houston returns four of its top five receivers from 2015 and seven of its top 10 while adding promising freshmen in the mix as well. Tyler McCloskey, Houston's starting tight end returns as well.

Up front on the offensive line, Houston returns five players with a combined 26 career starts as it will look to replace six members from the 2015 group who combined for 98 career starts.

### QUARTERBACKS

A new offensive system proved to be a major upgrade to Ward's repertoire as the elusive signal caller was one of just two quarterbacks in the nation to pass for at least 2,000 yards and rush for at least 1,000 yards, joining Clemson's Deshaun Watson in accomplishing the feat.

Ward enters 2016 after claiming the Earl Campbell Award, presented annually to the top player from the state of Texas. Ward became the first Houston quarterback to rush for 1,000 yards in a season, finishing the year with 1,108 rushing yards and 21 touchdowns to go along with 2,828 passing yards with 17 touchdowns.

The senior is the one of three returning scholarship quarterbacks for Houston in junior Kyle Postma and sophomore Bear Fenimore. Postma threw for 453 yards while rushing for 194 in relief of Ward last season.

Freshman Bowman Sells joined the program in January as well, as did Texas A&M transfer Kyle Allen who will sit out 2016 under NCAA transfer guidelines.

## 2016 OUTLOOK



CHANCE ALLEN

**RUNNING BACKS**

One season after inheriting the position group that lost the least, running backs coach Kenith Pope now oversees the group that lost the most from 2015 with the departure of last season's top three backs in Kenneth Farrow, Ryan Jackson and Javin Webb.

What Houston lacks in returning numbers, he makes up for in potential with sophomore Duke Catalan joining the program after transferring from Texas. The former four-star recruit redshirted in his lone season at Texas after being ranked the No. 10 running back in the nation coming out of Houston's Eisenhower High School.

True freshman Mulbah Car, a Liberian refugee, steps onto the Houston campus after setting the Austin Independent School District career rushing record and running for 1,675 yards and 33 touchdowns as a senior.

Sophomore Kaliq Kokuma and redshirt-freshmen Josh Burrell and Kevrin Justice will also bolster the Houston backfield.

**RECEIVERS & TIGHT ENDS**

Houston returns 55 percent of its receiving yards from its wideouts in 2015 despite the early NFL departure of Demarcus Ayers (1,222 yards). After Ayers, the group returns its next top four pass catchers led by senior Chance Allen, who pulled in 56 receptions for 752 yards a team-best six touchdowns.

Allen's 56 receptions and six touchdowns rank third among returners in The American while his 752 yards are fifth. Last season, Allen led the team in targets (25), receptions (10), receiving yards (355) and touchdowns (4) at the stretch vertical depth level (defined as passes traveling 20 or more yards downfield).

Junior Steven Dunbar also added 31 receptions for 382 yards and three touchdowns while classmate Linell Bonner is fourth among all returners in The American with five touchdown receptions as part of his 25 receptions for 317 yards.

Sophomore Isaiah Johnson, who had 15 receptions for 292 yards and three touchdowns in the 2016 Red & White game, will be expected to step up this fall.

The group also welcomes the addition of junior Ra'Shaad Samples who sat out last season after transferring from Oklahoma State. Junior John Leday also returns among Houston's scholarship receivers after pulling in four receptions for 41 yards last season.

The group has new talented depth in the form of freshmen Keith Corbin, Courtney Lark, Terry Mark and Marquez Stevenson.

The tight end position returned in 2015 and its leader, Tyler McCloskey, returns after starting 13 games and pulling in 14 receptions for 157 yards and one touchdown, fifth best on the team. He's been joined at the position by junior Alex Leslie, an Iowa State transfer, while sophomore Romello Brooker also returns.

**OFFENSIVE LINE**

The Houston offensive line group looked to return three starters in 2016 but lost a third when right guard Colton Freeman's career ended due to injury in the spring. Houston returns five players with starting experience, although Will Noble leads with the group eight starts at center as a true freshman en route to earning Freshman All-America honors.

Mason Denley, who started six games at left guard looks to keep his starting role in 2016 while Kameron Eloph, who started four games at left guard, has the ability to plug in the hole left by Freeman at right guard. The line is also helped by the return of Josh Thomas who started one game at left guard before being lost with a season-ending injury last season and by the addition of junior college transfer Alex Fontana.

At tackle, junior-college transfer Na'Ty Rodgers, ranked the No. 4 junior college offensive tackle by ESPN, will take over the starting right tackle role while junior Marcus Oliver, owner of eight starts along the line last season, and redshirt-freshman Josh Jones will battle for the left tackle spot. Senior Mac Long along with redshirt-freshmen Ryan Deshotel, a tight end convert, Jarrid Williams will also provide depth along the line.

Three freshmen join the front line from the 2016 Houston signing class in Braylon Jones, Keenan Murphy and Dixie Wooten.





## 2016 OUTLOOK

2016 SEASON

COACHING STAFF

THE COUGARS

SEASON REVIEW

HISTORY & RECORDS



B.J. SINGLETON

### The Defense

An aggressive defense was expected in Todd Orlando's first season in Houston and evidence points that was exactly the case as Orlando became the only defensive coordinator to place two players in the top 20 national rankings for tackles for loss in each of the past two seasons.

One of only four defensive coordinators in the nation to rank among the top 15 in turnovers, third-down defense and tackles for loss over the last three seasons, Orlando will look to plug in some new faces for veterans on the Houston defense.

The defense is bolstered by the return of 10 players with starting experience including five with at least 14 starts. The majority of the front seven returns for Orlando, but the back end of the defense will be retooled this season with the loss of four seniors who combined for 135 career starts.

#### DEFENSIVE LINE

Defensive line coach Oscar Giles returns almost all of his rotation on Houston's three-man front, losing defensive end Tomme Mark to graduation from his 2015 group.

Senior B.J. Singleton leads the way at nose tackle after earning second team All-American Athletic Conference honors last season. Even with the accolades, Houston's show of emerging depth is evident as sophomore Jerard Carter enjoyed a breakout spring after seeing action in 13 games last year.

At defensive end, team leader Cameron Malveaux returns after starting 13 games at the position as a junior. He led all returning linemen with 33 tackles last season, 8.5 of which were for a loss.

At the other end spot, junior Nick Thurman will look to hold down the starting role after receiving action in all 14 games last year. He'll be joined in the rotation by sophomore Zach Vaughan and junior Chauntez Jackson.

The group added the highest-ranked signing in program history as Ed Oliver joined the program after being ranked the No. 2 defensive tackle and the No. 4 player overall in the nation by ESPN. He was one of three defensive linemen to sign with the Cougars, joined by Aymiel Fleming and Hasaun Glasgow.

#### LINEBACKERS

When the New England Patriots drafted Elandon Roberts in the 2016 NFL Draft, the Houston defense officially said goodbye to its emotional leader and its biggest filler on the stat sheet last season. The middle linebacker led Houston with 142 tackles and lead The American with 19 tackles for loss, good for 13th nationally.

Looking at the national list for tackles for loss, you don't have to look far for the player expected to help shoulder the burden of Roberts' loss as Steven Taylor ranked 16th nationally with 18.5 tackles for loss. The senior led all Houston returners with 92 tackles and The American last season with 10 sacks. He ranks fifth nationally among all returners in tackles for loss last season and seventh nationally among all returners in sacks.

At the rush end spot, Tyus Bowser returns for his senior season. Last season he had sacks in each of the first three games of the season, finishing the year with 5.5 sacks, fourth-best among all returning players in The American.

Matthew Adams, who owns six career starts, is expected to take over Roberts' vacated position in the middle. Adams finished the 2015 season with 49 tackles including two sacks while pairing with Roberts in the middle of the 3-4 defense and coming off the field in the nickel situation.

With Adams suspended vs. Texas State last season, Emeke Egbule, then a true freshman, made a quick name for himself with three tackles including his first career sack. He finished the year with 11 tackles and will look to compete alongside Adams in the middle of the defense as a sophomore.

Others looking to make a name for themselves at linebacker this spring include seniors Ralph Harvey Jr., who saw action in six games on special teams, and Davonte Thomas, who has played in nine career games, juniors D'Juan Hines, who has 17 tackles in 23 career games, Nomluis Fruge, Rasheed Tynes and Cameron Doubenmier, who has seen action in 11 career games, along with sophomore Ja'Von Shelley and redshirt-freshmen Leroy Godfrey, Kobe Idumwonyi and Jordan Milburn.



STEVEN TAYLOR

## DEFENSIVE BACKS

A group that will have the most fresh faces in 2016 is the Houston defensive backfield as four seniors who combined for 135 career starts completed their collegiate playing careers last season including cornerback William Jackson III, selected in the first round of the NFL Draft by the Cincinnati Bengals, and two four-year starters at the safety positions in Adrian McDonald, now a member of the San Diego Chargers, and Trevon Stewart.

Houston does return one starter in cornerback Brandon Wilson who is one of the most versatile players in the nation, becoming the only player last season to score multiple touchdowns in all three phases of the game with two scores each on offense, defense and special teams.

Wilson is joined at the corner position by two experienced sophomores in Howard Wilson and Jeremy Winchester. Winchester saw action in 13 games last season, starting two in place of Jackson and Brandon Wilson. Howard Wilson received his sophomore year of eligibility back from an NCAA hardship waiver after being lost for the season with a torn ACL in the third game last season. Prior to going down, he added his fourth career interception after picking off three passes in 2014 when he played in all 13 Houston games as a true freshman.

At safety, sophomore Garrett Davis is expected to step up at one position after playing in 13 games last year. The special teams ace from 2015 missed the majority of the spring session with an injury but will be fully healthy come fall.

He'll look to pair with junior Khalil Williams who has seen action in 21 career games with four starts last season. The hard-hitting safety had 18 tackles, four pass breakups and one interception for the Cougars last year.

The duo has been joined by junior college transfers J.J. Dallas and Terrell Williams. The two three-star recruits were both ranked the No. 9 junior college players at their JUCO positions, Dallas at cornerback and Williams at safety.

The defensive backs group added an influx of promising young talent with four true freshmen in addition to its two junior college transfers in Dallas and Williams. Patrick Rosette, Ka'Darian Smith, Javian Smith and Collin Wilder joined the program with Wilder owning a Texas state record with 64 career games played for Texas high school powerhouse, Katy High School.

## The Special Teams

Houston will see new faces in its special teams units as it replaces starters at punter, long snapper and punt returner.

### KICKER

After holding the kickoff role since 2014, Ty Cummings also took over the placekicking role last season vs. SMU. He never relinquished those duties, finishing the year perfect, connecting on all eight of his field goal attempts and all 51 extra point attempts.

The senior enters his final season backed up by redshirt-freshman Joel Scarbrough.

### PUNTER

An open competition to replace Logan Piper in the spring will carry over to the fall as quarterback Kyle Postma handled the majority of punting during the Cougars' spring session.

### RETURNERS

Houston will return one of The American's most dangerous kick returners in Brandon Wilson while it looks to replace the league's No. 3 punt returner in Demarcus Ayers.

Wilson led the league with two kickoff return touchdowns while ranking fourth with an average return of 26.6 yards and became only the second player in Houston history to return multiple kickoffs for touchdowns in a season and a career, joining Tyron Carrier.

At punt returner, Houston could look to involve Wilson in the role as well as junior receiver Ra'Shaad Samples.

### DEEP SNAPPER

Houston replaces a three-year starter in Nolan Frese, who signed with the Seattle Seahawks in June, at the deep snapper position this year. Senior Zach Faires, redshirt-freshman Payton Pardee and freshman Jon Letter enter the fall in a battle for the position.





## TDECU STADIUM - HOME OF HOUSTON FOOTBALL

2016 SEASON

COACHING STAFF

THE COUGARS

SEASON REVIEW

HISTORY & RECORDS



### BERT F. WINSTON BAND COMPLEX

A 39,089-square foot building on the east end of TDECU Stadium housing the Spirit of Houston Band Recital Halls and classroom spaces, Coach Bill Yeoman Hall and the UH Athletics Ticket Office.

### COACH BILL YEOMAN HALL

A 2,000-square foot tribute area to University of Houston history located on the northeast corner of TDECU Stadium. Serves as a game-day club for ticket holders in section 129 and north side loge boxes.

### DORIS NANTZ PRESS BOX

The Doris Nantz Press Box contains seats for 70 working media along with a press dining area. Post-game press conferences take place in a wired field-level photographer work room.

### FIELD SURFACE

The synthetic surface installed at TDECU Stadium is the S5-M manufactured by UBU. S5-M, a Speed Series product, is a slit-film turf blade with a sand/rubber combination for infill. It is the same surface installed at the Houston Football practice facility. The turf is designed to host a multitude of events, including but not limited to, high school football games, band practice, specific UH intramural events, etc.

### LEGENDS PLAZA

A plaza area recognizing the proud tradition of Houston Football at the northeast corner of TDECU Stadium.

### LOCKER ROOM (HOME)

State-of-the-art 5,000-square foot home locker room located at the southeast corner of TDECU Stadium. Views exclusive to the club area give those fans an opportunity to watch team members travel from the locker room to the field level.

### LOCKER ROOM (VISITOR)

Located at the west end of the stadium with a field entrance in the northwest corner of TDECU Stadium. Multi-functional locker room can be split and serve two separate teams simultaneously.

### ORIENTATION OF STADIUM

East-to-west giving fans and television audiences a spectacular view of the downtown Houston skyline while also keeping in line with the University's grid system and creating more efficient parking. Sun and shade studies were also conducted to improve the best level of comfort for Houston fans and not affect student-athletes.

### PARTY PATIOS

Four (4) open-air lower bowl party decks with 24 armchairs (20 inches wide). Both the east and west lower bowl end zones contain a party deck with two located on the north lower bowl sideline.

### PREMIUM SEATING

Consists of 5,000 of the 40,000 seats in the TDECU Stadium.

### QUICK FACTS

First Game	Aug. 29, 2014 vs. UTSA
Playing Surface	Synthetic Turf
Groundbreaking	Feb. 8, 2013
Naming Rights Announcement	July 8, 2014
Capacity	40,000
Suites	26
Loge Boxes	42
Architects	Page and DLR Group
Construction Company	Manhattan
Construction Cost	\$125 million
Record at TDECU Stadium:	12-3 (.800)
Largest Win:	47-0 vs. Grambling (9/6/14)

Address: 3874 HOLMAN • HOUSTON, TX • 77004

**Club Area-** The stylish club area is the ultimate Houston Football experience. With 12,400 square feet of multi-purpose club area overlooking the field of play, fans with access to the club area enjoy upscale food and drinks while receiving first-class hospitality on game days. The climate-controlled area also feature high-definition televisions and private restrooms. The area is also available to host special events, meetings and classes.

**Suites-** Spanning from end zone to end zone on the south side of TDECU Stadium with a view of downtown Houston, 26 premium suites each containing 12 outside padded arm chairs, four inside bar stools and entertainment area. Houston fans enjoy comfort and style in these 325-square foot suites with individual upscale service and amenities.

**Loge Boxes-** 42 loge boxes each containing four seats and high-definition monitors located throughout the stadium.

**Club Seats-** 766 armchair style padded club seats that are 22 inches wide and located in the lower bowl of TDECU Stadium.

**Additional Premium Seating-** 2,778 armchair seats that are 20 inches wide and 1,210 benches with backs with the majority located in the lower bowl of TDECU Stadium.

### SKYLINE

TDECU Stadium was designed to showcase the Houston skyline in the northwest corner of the stadium to remind all visitors and television audiences that UH is the University of Houston.

### SUITE DECKS

Two (2) open-air party suites located on the suite level positioned at each end (east and west end) of the suites. Each open-air suite contains 60 padded armchairs (21 inches wide).

### TICKET OFFICE

The University of Houston Athletics Ticket Office is located on the northeast corner of TDECU Stadium facing Cullen Blvd. The facility has eight exterior ticket-selling windows along with two interior windows in the ticket office lobby in close proximity to the stadium parking garage.

### VIDEO BOARD

State-of-the-art HD-video board located on the west end of TDECU Stadium. Sized at 2,584 square feet (38 feet high, 68 feet wide), the board was designed by Panasonic using Nichia technology.

### WIFI

Boingo Wireless, the leading DAS and Wi-Fi provider that serves consumers, carriers and advertisers worldwide, is TDECU Stadium's wireless network partner.





## HOUSTON ATHLETICS

2016 SEASON

COACHING STAFF

THE COUGARS

SEASON REVIEW

HISTORY & RECORDS



### HUNTER YURACHEK Vice President for Intercollegiate Athletics

Hunter Yurachek was named Vice President of Athletics at the University of Houston on April 28, 2015. Yurachek joined the University of Houston Athletics Department as the Associate Vice President and Chief Operating Officer for Athletics in February of 2014.

In his role at Houston, Yurachek oversees an NCAA Division I intercollegiate sports program comprising of 17 varsity sports programs, 425 student-athletes, 175 employees and a \$40 million operational budget.

His first year in the role, Houston recorded its highest finish in the Learfield Directors' Cup since 1999-2000 and its second-highest finish in school history with 296.5 points to finish 73rd nationally.

The 2015-16 academic year saw the Houston Football program capture The American Athletic Conference Championship and a Chick-fil-A Peach Bowl win over Florida State, the Houston Men's Track & Field program win The American Indoor and Outdoor Championships and the Houston Women's Golf program claim an American Championship in only its second year with a full team. In addition, the Men's Basketball program returned to the NCAA postseason for the 29th time in program history and the Men's Golf program advanced to the NCAA Championships for the third straight year.

All of the athletic achievements occurred while UH student-athletes recorded the second-best fall GPA, 2.91, and second-best spring GPA, 2.87, in athletic department history while placing a record 88 student-athletes on the University's Dean's Honor List in the spring.

Yurachek led the Houston Athletics fundraising charge with a record amount \$5.2 million in private donations to the Athletics general scholarship fund in the 2014-15 fiscal year. Focused on improving the student-athlete experience, Yurachek has also led a department that unveiled the completed Guy V. Lewis Development Center for the Houston Men's and Women's Basketball programs, Carolyn and Ron Yokubaitis Field at Carl Lewis International Track & Field Complex one of the nation's largest collegiate baseball video boards, a renovated Houston Football locker room and a short game facility for the Houston Men's and Women's Golf programs. Renovations are also ongoing for Houston Basketball Arena while construction has begun on a Baseball Player Development Center and Clubhouse in addition to the impending construction of a Houston Football Indoor Facility.

Named by Chancellor Dr. Renu Khator as Chair for a campus-wide steering committee established to oversee the grand opening events for the \$128 million TDECU Stadium, Yurachek assisted in the cultivation, solicitation and securing of a 10-year, \$15,000,000-naming rights agreement for TDECU Stadium with the per year value currently ranking in the top ten nationally for collegiate venue naming rights agreements.

Yurachek was instrumental in the national search and hiring of football and men and women's basketball head coaches (Tom Herman, Kelvin Sampson, Ronald Hughey) while overseeing the development and implementation of a \$500,000 remodeling project to the men and women's basketball locker rooms.

He served as liaison with an architectural design firm on the plans for the \$25-million Houston Basketball Development facility as well as overseeing the development and implementation of a \$500,000 facility enhancement to the Athletics/Alumni Center, including the addition of Cougar Cafe, a student-athlete nutrition center, a plan developed and implemented in concert with Senior Woman Administrator DeJuena Chizer and Director of Nutrition Glenda Blaskey.

Yurachek came to Houston after serving four years as Director of Athletics at Coastal Carolina University where he oversaw a department featuring 18 men's and women's NCAA Division I sport programs. A testament of his vision, Yurachek was named the 2014 Under Armour FCS Athletic Director of the Year in May of 2014.

Under Yurachek's leadership, the Chanticleers won a total of 29 Big South Championships (both regular season and tournament championships), made 30 NCAA appearances and finished a program-best 79th in the 2012-13 Learfield Director's Cup.

During Yurachek's time of leadership, Coastal hosted an NCAA Baseball Regional; NCAA Baseball Super Regional; NCAA Division I Football championship contests in 2010 and '13; and NCAA Men's Soccer Championship matches in 2011, '12 and '13, as well as winning a competitive bid to host the VisitMyrtleBeach.com Men's and Women's Big South Basketball Championships in 2013, 2014 and 2015, sponsored by the Myrtle Beach Area Chamber of Commerce.

With all the success, the Coastal Carolina department operated within a balanced budget during Yurachek's tenure, thanks to his zero-budget initiative and the unprecedented revenues generated since his arrival with his restructuring of the external relations department. In his first year, the department revenue was at \$560,000, including \$316,000 in ticket sales and sponsorships at \$250,000. After the 2012-13 year, revenue came in at \$1.4 million, thanks to \$549,000 in ticket sales and \$600,000 in sponsorships.

Since 2010, the Department of Athletics added women's lacrosse; launched Champions for Life, a life skills enhancement program for student-athletes; signed a five-year \$1.1 million contract with an athletic apparel provider; established the Letterwinners Association; successfully completed NCAA Cycle 3 Recertification; and has been featured on the front page of the sports section of USA Today with the headline reading "Coastal Carolina Piles up Sports Success."

Also during Yurachek's tenure, several major projects that supported intercollegiate athletics totaling more than \$250 million were included in the University's ongoing capital improvements across the campus.

Prior to his appointment at Coastal Carolina University, Yurachek was executive senior associate athletics director at the University of Akron. He led and managed the Zips' external relations unit, which included marketing and promotions, media relations, ticket operations, development (Z-Fund), video operations and merchandising. In addition, he was the sport administrator for men's basketball, men's golf and women's golf and worked closely with the football program.

Yurachek has also held various athletics administration leadership positions at the University of Virginia, Western Carolina University, Vanderbilt University and Wake Forest University.

He earned his bachelor's degree in business management at Guilford College in 1990, where he was a four-year letter winner in basketball. He earned his master's degree in sports administration from the University of Richmond in 1994.

A native of Richmond, Va., Yurachek and his wife Jennifer have three sons; Ryan, a tight end for the Marshall Football program, Jake and Brooks.

### SENIOR STAFF



**Jeramiah Dickey**  
Deputy  
Athletics Director



**DeJuena Chizer**  
Senior Associate AD  
SWA



**Marvin Julich Jr.**  
Senior Associate AD  
External Relations



**David Bassity**  
Associate AD  
Strategic Communications



**Jeff Collier**  
Associate AD  
Business & Finance



**Lauren Dubois**  
Associate AD  
Compliance & Eligibility



**Bruce Gregory**  
Associate AD  
Auxiliary Services



**Clay Harris**  
General Manager  
IMG College



**Pete Heim**  
Associate AD  
Ticket Sales &  
Operations



**Katina Jackson**  
Associate AD  
Major Gifts



**T.J. Meagher**  
Associate AD  
Capital & Special  
Projects



**Maria Peden**  
Associate AD  
Student-Athlete  
Development



**Chad Thomas**  
Associate AD  
Marketing & Promotions

- **Accountability**
- **Excellence**
- **Inclusivity**
- **Integrity**
- **Loyalty**
- **Sportsmanship**





## THE UNIVERSITY OF HOUSTON

2016 SEASON

COACHING STAFF



**TIER ONE UNIVERSITY • RANKED ONE OF THE BEST COLLEGES IN U.S.**

THE COUGARS



SEASON REVIEW

HISTORY & RECORDS

• Founded in 1927, the University of Houston is the leading public research university in the vibrant international city of Houston. Each year, we educate more than 40,900 students in more than 300 undergraduate and graduate academic programs, on campus and online. UH awards more than 8,000 degrees annually, with more than 200,000 alumni.

• UH is located in Houston, Texas, the nation's fourth-largest city and the energy capital of the world. Our students regularly test their skills through internships with national and international companies based here, and our faculty routinely partner with businesses and government agencies through research.

• Our undergraduates choose from 120 majors and minors. At the graduate level, we offer 139 master's, 54 doctoral, and three professional degree programs. You may study online through our Distance Education program, or take noncredit courses through Continuing Education. Many of our academic programs rank among the nation's best.

• Our faculty and students conduct research through 25 research centers and in every academic department. UH research regularly breaks new ground and opens doors to new ways of understanding the world.

• University of Houston faculty are renowned scholars with real-world experience who work closely with each student. From the Tony Award to the Nobel Peace Prize and back to the classroom, UH faculty makes things happen on campus and around the world.

• With more than 500 student organizations and 16 intercollegiate sports teams, life at UH is active and lively. About 6,000 students live on campus in residence halls, apartments and townhouses.

• UH alumni total 224,000. Of that number, 63 percent live in the Houston area and 75 percent live in the state of Texas.

• The University of Houston is accredited by the Commission on Colleges of the Southern Association of Colleges and Schools to award baccalaureate, master's, professional and doctoral degrees.


• In addition, the University is a member of the Council of Graduate Schools in the United States, the Conference of Southern Graduate Schools, the National Commission on Accrediting, the Association of Texas Colleges and Universities, the American Council on Education, the Association of American State Colleges and Universities, the Association of American Colleges, the Association of Urban Universities, and the National Association of State Universities and Land Grant Colleges. UH colleges, programs and professional associations also hold memberships and accreditations by additional agencies.

• When the Carnegie Foundation elevated the University of Houston to Tier One status in 2011, the designation made the university one of only three public Tier One research universities in the state of Texas, along with the University of Texas and Texas A&M.

[www.uh.edu](http://www.uh.edu)



## HOUSTON - OUR CITY



### 4TH LARGEST CITY IN NATION • VOTED BEST CITY IN AMERICA



- The style-savvy residents of the country's fourth-largest city and third-largest county (Harris) know that there's no place quite like Houston.
- With more than 2.2 million residents, the city attracts visitors and transplants with a wonderful mix of world-class arts, booming business, pro and college sports and award-winning cuisine.
- As the rest of the country discovers what locals have known all along, Houston is finally enjoying the recognition it deserves. Just last year, the city landed on several "best of" lists, including the *Travel + Leisure* roundup of America's Favorite Cities and the *Hotwire.com* index of most affordable U.S. vacation destinations.
- See for yourself, here in Houston, where much of daily life happens outdoors, thanks to mild, year-round temperatures. Take time to explore the eclectic, culture-filled neighborhoods, gallery spaces and attractions, which offer diverse flavors that can only be found here.
- Take the food, for example. Countless cutting-edge chefs have made a home in Houston, where diners eat out more than residents of any other city. Here, you'll find James Beard Award winners and internationally renowned chefs serving up innovative cuisine that frequently catches the attention of foodies in Bon Appetit, Food & Wine and Saveur.

- Venture Downtown during your stay and discover a thriving professional arts scene with professional resident companies in ballet, opera, symphony and theater; only four other U.S. cities can say the same. And the nearby Museum District stakes its claim as the country's fourth largest, with 18 cultural powerhouses set within blocks of one another.
- We have our own version of Central Park, too, offering nearly 1,500 acres of green space in the heart of the city. Just inside "the loop," Memorial Park is home to a public golf course, swimming pool, tennis courts, trails and more. Downtown, Discovery Green park is outfitted with WiFi, a farmers market, dog runs, fine dining and ice-skating during the winter—just one more of the 650-plus urban green spaces filling the city.
- Not surprisingly, businesses also recognize the allure of Houston's offerings. Twenty-five companies on the Fortune 500 list call the Energy Capital of the World home. Aeronautic research is unsurpassed at NASA headquarters—the facility responsible for putting the first man on the moon—and Texas Medical Center remains the largest in the world with 47 highly lauded research and treatment institutions.
- Come. Live like a local for a few days and discover why Houston's mix of international appeal and Southern charm have captured the imagination of tastemakers the world over.

2016 SEASON

COACHING STAFF

THE COUGARS

SEASON REVIEW

HISTORY & RECORDS





## AMERICAN ATHLETIC CONFERENCE

2016 SEASON

COACHING STAFF

THE COUGARS

SEASON REVIEW

HISTORY & RECORDS



# AMERICAN™ ATHLETIC CONFERENCE



The American Athletic Conference consists of 12 prestigious institutions: the University of Central Florida, the University of Cincinnati, East Carolina University, the University of Connecticut, the University of Houston, the University of Memphis, the U.S. Naval Academy (in football only), the University of South Florida Southern Methodist University, Temple University, Tulane University and the University of Tulsa. Under the leadership of commissioner Mike Aresco, the American Athletic Conference has written an impressive list of accomplishments, both in the competitive arena and the classroom.

In the course of its first three seasons, the American Athletic Conference has taken its place at the forefront of intercollegiate athletics, with a collection of national team and individual championships and football and men's and women's basketball postseason victories that place The American among the elite Division I FBS conferences.

The league has produced four NCAA championship teams – UConn men's basketball in 2014 and UConn women's basketball in 2014, 2015 and 2016 – two New Year's Six bowl champions, and two individuals who have won NCAA titles, most recently SMU's Bryson Dechambeau, who was the 2015 national champion in men's golf. Additionally, American Athletic Conference teams have advanced to the College World Series, reached the semifinal and final rounds of the NIT, qualified for the match play round of the NCAA Men's Golf Championship and registered a top-10 finish at the NCAA Outdoor Track and Field Championship.

In football, three American Athletic Conference teams were in the final College Football Playoff rankings of 2015, while two teams from The American were ranked in the top 20 of the final national polls in both 2013 and 2015. Eight of The American's 12 football teams played in bowl games to cap the 2015 season as Houston defeated Florida State in the Chick-Fil-A Peach Bowl and Navy beat Pittsburgh in the Military Bowl. Houston's finish at No. 8 nationally gave The American a top-10 team in the final national polls for the second time in the league's three seasons. UCF finished No. 10 in the 2013 rankings after the Knights' Fiesta Bowl win against Baylor.

In 2014, The American had the best men's basketball postseason record of any league, when conference teams were a combined 13-4, and sent four teams to the 2016 NCAA Championship. Teams from The American have registered top-10 national rankings in football, men's basketball, women's basketball, baseball, men's soccer, men's golf, and men's track and field.

Individual teams in The American have enjoyed unprecedented success since the conference's formation. Houston went 13-1 in the 2015 football season, setting a school record for wins, while Navy won a

program-record 11 games in its first season in the conference. The 2014 season saw Memphis finish with 10 wins in football for the first time since 1938, while Temple enjoyed its first 10-win season in 2015. That kind of success has led to an across-the-board increase in football attendance. The American Athletic Conference had four of the top six teams in average attendance gain from 2015 to 2016, while the conference as a whole realized a 9.1-percent increase at the turnstiles. Cincinnati, Houston and Temple all set single-game attendance records at their respective facilities.

Under The American's banner, SMU advanced to the NCAA Men's Basketball Championship for the first time since 1993. UCF and Houston have both achieved top-10 rankings in baseball in the past two years. USF finished the 2014-15 season at No. 8 in the final men's golf national ranking. The UConn women's basketball team won its NCAA-record ninth, 10th and 11th national championships.

American Athletic Conference alumni have made their mark in professional sports as well. UCF quarterback Blake Bortles was selected by the Jacksonville Jaguars with the No. 3 pick in the 2014 NFL Draft. More recently, a number of American Athletic Conference athletes have been selected in the first round of the professional entry drafts in football, basketball, baseball and soccer. The American has had two first-round picks in football in each of the last three seasons, while the conference produced four first-round picks, including the top three selections, in the 2016 WNBA Draft.

The American Athletic Conference holds media rights partnerships with ESPN and CBS Sports which provide the conference with outstanding national exposure on the two industry leaders in sports television. The football portion of the contract calls for nearly 90 percent of conference-controlled games on national broadcast or national cable platforms. The first American Athletic Conference Football Championship, which was played in 2015, was carried ABC as part of Championship Saturday.

American Athletic Conference teams have access to the pinnacle of college football's postseason structure. An American representative would be chosen for the College Football Playoff semifinals if it is among the top four teams in the CFP selection committee's final ranking. Otherwise, the league would place its champion in a New Year's Bowl if it is ranked higher than the champions of Conference USA, the Mid-American Conference, the Mountain West Conference and the Sun Belt Conference.

Additionally, The American holds primary or secondary partnerships with 12 bowls for the current six-year cycle, ensuring multiple annual matchups against the nation's top conferences and providing desirable postseason destinations to member institutions and their fans.



# #TOWN TALKED OVER

## COACHING STAFF

Tom Herman.....	24-26
Todd Orlando.....	27
Major Applewhite.....	28
Craig Naivar .....	29
Oscar Giles .....	30
Jason Washington.....	31
Darrell Wyatt .....	32
Corby Meekins .....	33
Kenith Pope.....	34
Derek Warehime .....	35
Support Staff.....	36-43







## TOM HERMAN



### TOM HERMAN

**Head Coach**

**Cal Lutheran '97**

**Second Season as Head Coach**

**13-1 (.929) Career Record as Head Coach**

• Tom Herman was named head coach at the University of Houston on Dec. 16, 2014, just one week after being named the Broyles Award winner, presented to the nation's top assistant coach.

• In his first season as a head coach, Herman became just the fourth head coach in NCAA history with at least 13 wins in a rookie season, joining Chris Petersen (Boise State - 2006), George Woodruff (Penn - 1892) and Walter Camp (Yale - 1888), and just the fifth head coach in NCAA history to win the first 10 games of his career, joining Petersen, Larry Coker (Miami - 2001), Woodruff and Camp in accomplishing the feat.

• Led Houston to its first New Year's Bowl in 30 years, its second 13-win season in program history and its 11th conference championship in program history by claiming the inaugural American Athletic Conference Championship. He led all FBS coaches in their first year with a program with 13 wins as Houston finished third nationally with a 92.9 winning percentage at 13-1.

• A finalist for the Eddie Robinson and Bear Bryant Coach of the Year Awards, Herman was named the FWAA First-Year Coach of the Year and The American's Co-Coach of the Year as a league-best 12 players received postseason honors from The American.

• With a 38-24 win over No. 9 Florida State in the Chick-fil-A Peach Bowl, Herman joined College Football Hall of Famer Bill Yeoman as just the second coach in Houston history with a win in a New Year's 6 Bowl and the second with a bowl victory over a top-10 opponent.

• Houston ended the 2015 season at No. 8 in the final Associated Press and USA Today Coaches polls, the highest final finish since finishing No. 5 in 1979 and just the sixth time in program history to finish in the top 10.

• Houston was one of just two schools nationally to play at least four ranked opponents in 2015 and remain undefeated in the matchups with three of Houston's wins over ranked opponents coming by double-digits, the fourth-best total in the nation. Houston was one of eight teams nationally with at least four wins against ranked opponents

• Under Herman's leadership, Houston was third nationally with seven wins of 21 points or more with 10 wins by double-digit. Houston's lone loss, a 20-17 decision at UConn, came without starting quarterback Greg Ward Jr., who was injured in the previous week, and without 54 minutes of defensive leader Elandon Roberts, who lead the nation with 88 solo tackles.

• Herman vowed Houston would be physical in the trenches and the numbers reflected it. The Cougars ranked eighth nationally in rushing defense, allowing just 108.9 yards per game, while ranking 13th in rushing offense with an average of 235.8 yards per game. Houston was the only team in the nation to rank in the top 13 in both categories.

• Ranking 10th in scoring offense (40.4 points per game) and 21st in scoring defense (20.7 points per game), Houston was the only program in the nation to rank in the top 10 in scoring offense and the top 25 in scoring defense. Houston ranked fifth nationally with an average margin of victory of 19.7 points per game.

• In Herman's first semester at Houston, the UH Football program set the mark for most hours passed per student-athlete in a spring semester with an average of 13.5 hours per student-athlete. The team recorded its highest semester GPA in the last four years, and third-highest spring semester GPA in program history, to bolster its cumulative GPA to the second-highest mark in program history.

• The following spring semester saw the program shatter records with its best ever academic semester as the team set program highs for cumulative GPA, semester GPA and average hours passed per student-athlete.

• Prior to his arrival at Houston, Herman helped develop record-setting and explosive offenses in each of his 10 seasons as an offensive coordinator, including three seasons as offensive coordinator and quarterbacks coach at Ohio State where he helped the Buckeyes win the 2015 College Football Championship with third-string quarterback Cardale Jones under center for the Big Ten Championship win over Wisconsin and College Football Playoff wins over Alabama and Oregon.

• Herman's 2014 Ohio State offense finished the season ranked fifth in scoring offense at 44.8 points per game and ninth in total offense at 511.6 yards per game despite losing Heisman Trophy candidate Braxton Miller prior to the season. With freshman J.T. Barrett taking over the reins just prior to the season, Herman simply molded the quarterback into a formidable leader who finished fifth in Heisman voting and was named a FWAA Freshman All-American.

• The Buckeyes claimed the 2014 Big Ten Championship and a spot in the College Football Playoff semifinals with a 59-0 win over Wisconsin as Herman's offense rolled to 558 total yards with Jones under center after an injury to J.T. Barrett in the regular-season finale.

• The offense continued to roll in Ohio State's 42-35 College Football Playoff semifinal win over Alabama. Facing a defense that entered the game ranked fourth nationally in scoring defense at 16.6 points per game, Herman's offense exploded for 42 points and 537 total yards. The balanced attack yielded 256 passing yards and 281 rushing yards.

• The College Football Playoff Championship stage was not too bright for Herman's offense as the Buckeyes rolled up 538 total yards vs. Oregon, 242 through the air and 296 on the ground, in a 42-20 win over the Ducks. The 42 points marked the most scored on Oregon in the 2014 season.

• Herman's quarterbacks in 2014 ranked second nationally with a team passing efficiency rating of 167.72, while Barrett was second nationally with a rating of 169.8 and sixth nationally with an Ohio State record 34 passing touchdowns while also adding 11 touchdowns on the ground for a Big Ten record of 45 touchdowns responsible for. The Buckeyes' offense was sixth nationally with an average of 6.98 yards per play and second nationally with 46 plays of 30 yards or longer and 17 plays of 50 yards or longer.

2016 SEASON

COACHING STAFF

THE COUGARS

SEASON REVIEW

BOWL HISTORY



## TOM HERMAN

### THE TOM HERMAN FILE

#### Personal

**Hometown:** Simi Valley, Calif.

**Wife:** Michelle

**Children:** Daughter Priya; sons, TD and Maverick

#### Education

**High School:** Simi Valley (Calif.)

**College:**

Cal Lutheran • bachelor's in business administration • 1997  
Texas • master's degree in education • 2000

#### Coaching History

2015-present	Houston
Head Coach	
2012-14	Ohio State
Offensive Coordinator/QBs	
2009-11	Iowa State
Offensive Coordinator/QBs	
2007-08	Rice
Offensive Coordinator/QBs	
2005-06	Texas State
Offensive Coordinator/QBs	
2001-04	Sam Houston State
Special Teams Coordinator/Wide Receivers	
1999-2000	Texas
Offensive Graduate Assistant	
1998	Texas Lutheran
Wide Receivers	

#### Postseason Experience

2015 Chick-fil-A Peach	Houston
2015 CFP Championship	Ohio State
2015 CFP Semifinal/Sugar	Ohio State
2014 Orange	Ohio State
2011 Pinstripe	Iowa State
2009 Insight	Iowa State
2008 Texas	Rice
2005 FCS Semifinals	Texas State
2004 FCS Semifinals	Sam Houston State
2001 FCS Quarterfinals	Sam Houston State
2000 Holiday	Texas
2000 Cotton	Texas

• After leading the Big Ten in scoring in 2012 at 37.2 points per game and ranking 10th nationally in rushing at nearly 250 yards per game, Ohio State's offense under Herman went to a new level in 2013 by ranking third nationally in scoring with 45.5 points per game and fifth in rushing with 308.6 yards per game.

• Barrett, the Big Ten's 2014 Griese-Brees Quarterback of the Year, was one of four offensive players to receive All-Big Ten honors in 2014 and was the third offensive player to receive a major Big Ten award under Herman's leadership as Carlos Hyde was named the 2013 Ameche-Dayne Running Back of the Year and Miller was named the *Chicago Tribune* Silver Football, the Graham-George Offensive Player of the Year and the Griese-Brees Quarterback of the Year in both 2012 and 2013.

• The Buckeyes were successful through the air as well. Among the 12 single season records to fall in 2013 were most touchdown passes (38) with top-five school totals in passing yards (2,846), attempts (368) and completions (238). Additional records were set in rushing yards in a season (4,321 yards, which also is a Big Ten Conference record), most total touchdowns (82) and most total offensive yards (7,167), yards per play (7.1) and yards per game (511.9).

• Miller finished fifth and ninth in the Heisman Trophy voting in 2012 and 2013, respectively. Additionally, he set the school record for total offense and was a finalist for the Davey O'Brien and Manning Awards in 2012 and in 2013 he led the Big Ten in passing efficiency.

• Herman, who was named the 2013 *Rivals.com* Big Ten Recruiter of the Year and national Top 25 recruiter, arrived in Columbus after spending three years as the offensive coordinator and quarterbacks coach at Iowa State.

• At Iowa State, Herman's well-balanced offense was very evident as Iowa State quarterback Austen Arnaud ended his career as the Cyclones No. 2 all-time leading passer with 6,777 yards and 42 touchdown passes, while running back Alexander Robinson finished his Iowa State career as the Cyclones' fourth all-time leading rusher with 3,309 yards.

• Herman spent 2007 and 2008 as offensive coordinator at Rice before heading to Iowa State. During his two seasons with the Owls, his offenses broke over 40 school records and, in his second season, the Owls won 10 games and went to a bowl for the first time since 1954.

• Rice ranked in the Top 10 nationally in 2008 in passing offense (5th; 327.8), scoring offense (T-8th; 41.6) and total offense (10th; 472.3). Two Rice receivers had more than 1,300 yards receiving that year. Tight end James Casey had 111 catches and quarterback Chase Clement was the Conference USA MVP.

• Rice's spread attack completed nearly two-thirds (65.6%) of its passes, and its touchdown-to-interception ratio of 48-to-7 was an NCAA FBS best. The quick-strike Owls had 30 scoring drives of five plays or less in 2008 and 31 scoring marches of less than two minutes.

• Prior to Rice, Herman directed offensive attacks for two years (2005-06) at Texas State, where Bobcat squads led the Southland Conference in total offense. The 2005 Texas State club was eighth nationally in scoring and made a run to the FCS semifinals in the school's first appearance in the FCS playoffs. Herman also worked four years as an assistant coach at Sam Houston State, helping them to a pair of conference titles and trips to the FCS semifinals and quarterfinals.

• Herman received Big 12 experience at Texas (1999-2000) serving as a graduate assistant with the offensive line on the Longhorns' Cotton and Holiday Bowl teams, after receiving his coaching start in 1998 as a wide receivers coach at Texas Lutheran.

• Herman was born in Cincinnati and still has family there. He was raised in Simi Valley, Calif., and he played collegiately at California Lutheran, in Thousand Oaks, graduating in 1997 with a degree in business administration. He received a master's in education from the University of Texas in 2000.

• Herman and his wife, Michelle, have a daughter, Priya, and two sons, TD and Maverick.

2016 SEASON

COACHING STAFF

THE COUGARS

SEASON REVIEW

BOWL HISTORY





## TOM HERMAN

2016 SEASON

COACHING STAFF

THE COUGARS

SEASON REVIEW

BOWL HISTORY

### Prominent Pupils

- Demarcus Ayers (Houston), Steelers  
*2015 The American*
- Alex Cooper (Houston), Bengals  
*2015 The American*
- Kenneth Farrow (Houston), Chargers  
*2015 The American*
- William Jackson III (Houston), Bengals  
*2015 The American*
- Adrian McDonald (Houston), Chargers  
*2015 The American*
- Will Noble (Houston)  
*2015 Freshman All-American; 2015 The American*
- Elandon Roberts (Houston), Patriots  
*2015 The American*
- B.J. Singleton (Houston)  
*2015 The American*
- Trevon Stewart (Houston)  
*2015 The American*
- Steven Taylor (Houston)  
*2015 The American*
- Greg Ward Jr. (Houston)  
*2015 The American; 2015 Earl Campbell Award Winner*
- J.T. Barrett (Ohio State)  
*2014 All-American; 2014 Freshman All-American; 2014 Big Ten Griese-Brees Quarterback of the Year; 2014 Big Ten Thompson-Randle El Freshman of the Year; 2014 CFPA National Freshman of the Year; 2014 All-Big Ten*
- Jacoby Boren (Ohio State)  
*2014 Academic All-American*
- Philly Brown (Ohio State), Panthers
- Taylor Decker (Ohio State), Lions
- Ezekiel Elliott (Ohio State), Cowboys
- Pat Elflein (Ohio State)  
*2014 All-Big Ten*

- Reid Fragel (Ohio State), Chiefs
- Jeff Heuerman (Ohio State), Broncos
- Carlos Hyde (Ohio State), 49ers  
*2013 All-American; 2013 Ameche-Dayne Running Back of the Year; 2013 All-Big Ten*
- Cardale Jones (Ohio State), Bills
- Corey Linsley (Ohio State), Packers  
*2013 All-Big Ten*
- Jalin Marshall (Ohio State), Jets  
*2014 Freshman All-American; 2014 All-Big Ten Freshman Team*
- Jack Mewhort (Ohio State), Colts  
*2013 All-American; 2013 All-Big Ten*
- Braxton Miller (Ohio State), Texans  
*2013 Chicago Tribune Big Ten MVP; 2013 Graham George Offensive Player of the Year; 2013 Griese Brees Quarterback of the Year; 2013 All-Big Ten; 2012 Chicago Tribune Big Ten MVP; 2012 Graham George Offensive Player of the Year; 2012 Griese Brees Quarterback of the Year; 2012 All-Big Ten*
- Andrew Norwell (Ohio State), Panthers  
*2013 All-Big Ten; 2012 All-Big Ten*
- Billy Price (Ohio State)  
*2014 Freshman All-American; 2014 All-Big Ten Freshman Team*
- Curtis Samuel (Ohio State)  
*2014 All-Big Ten Freshman Team*
- Devin Smith (Ohio State), Jets
- Rod Smith (Ohio State), Cowboys
- Evan Spencer (Ohio State), Bucs
- Jake Stoneburner (Ohio State), Dolphins
- Michael Thomas (Ohio State), Saints
- Nick Vannett (Ohio State), Seahawks
- Carter Bykowski (Iowa State), Vikings
- Collin Franklin (Iowa State)  
*2010 All-Big 12*
- Aaron Horne (Iowa State)  
*2011 Big 12 Offensive Newcomer of the Year*
- Josh Lenz (Iowa State), Texans
- Kelechi Osemele (Iowa State), Raiders  
*2011 All-American; 2011 All-Big 12*
- David Berken (Rice)  
*2008 All-Conference USA*
- James Casey (Rice)  
*2008 All-Conference USA; 2008 Academic All-American; 2007 Freshman All-American*
- Chase Clement (Rice)  
*2008 Conference USA MVP; 2008 All-Conference USA; 2007 All-Conference USA*
- Jarett Dillard (Rice)  
*2008 All-American; 2008 All-Conference USA; 2007 All-Conference USA*
- Robbie Heos (Rice)  
*2007 All-Conference USA*
- Barrick Nealy (Texas State)  
*2005 All-American*
- Thomas Keresztury (Texas State)  
*2005 All-American*
- Johnathon Cooper (Sam Houston State)  
*2001 All-American*
- Jarrod Fuller (Sam Houston State)  
*2004 All-American*
- Lance Garner (Sam Houston State)  
*2004 All-American*
- Jason Mathenia (Sam Houston State)  
*2004 All-American*
- Leonard Davis (Texas)  
*2000 All-American; 2000 All-Big 12; 1999 All-Big 12*
- Roger Roesler (Texas)  
*1999 All-American; 1999 All-Big 12*







## ASSISTANT COACHES



### TODD ORLANDO

DEFENSIVE COORDINATOR/LINEBACKERS | SECOND SEASON

2016 SEASON

COACHING STAFF

THE COUGARS

SEASON REVIEW

BOWL HISTORY

#### The Orlando File

Hometown . . . . . Pittsburgh, Pa.  
 College . . . . . Wisconsin, 1994  
 Family . . . . . wife, Amy  
 daughters, Taylor and Addison

#### Coaching History

2015-present . . . . . Houston  
*Defensive Coordinator,  
 Linebackers*  
 2013-14 . . . . . Utah State  
*Defensive Coordinator,  
 Linebackers*  
 2011-12. . . . . FIU  
*Defensive Coordinator,  
 Inside Linebackers*  
 2005-10 . . . . . UConn  
*Defensive Coordinator  
 Inside Linebackers*  
 1999-2004 . . . . . UConn  
*Inside Linebackers*  
 1996-98 . . . . . Penn  
*Linebackers*  
 1995 . . . . . Fox Chapel (Pa.) HS  
*Defensive Coordinator*  
 1994 . . . . . Central Catholic (Pa.) HS  
*Defensive Coordinator*

#### Bowls Coached (9)

2015 Chick-fil-A Peach . . . . Houston  
 2014 New Mexico . . . . . Utah State  
 2013 Poinsettia . . . . . Utah State  
 2011 Beef 'O' Brady's . . . . . FIU  
 2010 Fiesta . . . . . UConn  
 2009 International . . . . . UConn  
 2008 Papa John's . . . . . UConn  
 2007 Meineke Car Care . . . . UConn  
 2004 Motor City . . . . . UConn

#### Bowls Played (1)

1994 Rose . . . . . Wisconsin

#### Coaching Accomplishments

- Todd Orlando was named defensive coordinator and linebackers coach at Houston on Jan. 5, 2015.

- Orlando, who has 20 years of coaching experience including 11 as a defensive coordinator, has coached in nine bowl games and been part of three conference championships.

- In Orlando's first season at Houston, his opportunistic and attacking defense forced 12 teams below their scoring average with the two teams eclipsing their average, doing so by less than one point. The defense led the nation with 35 takeaways while ranking eighth nationally in rushing defense (108.9 yards per game) and 20th nationally in scoring defense (20.7 points per game).

- With direct oversight of the linebackers, Orlando mentored Elandon Roberts and Steven Taylor, as both earned all-conference honors from The American. Roberts was named to the league's first team after leading the nation with 88 solo tackles, part of the nation's fourth-best 142 total tackles. Roberts led The American with 19 tackles for loss while Taylor was right behind with 18.5 tackles for loss including a league-best 10 sacks.

- In Orlando's two seasons at Utah State, the Aggies defense ranked among the nation's best in scoring defense (12th nationally in 2014 at 19.7 points per game, seventh nationally in 2013 at 17.1 points per game) and turnovers forced with 59 over two seasons, the nation's eighth-best two-year total, ranking 10th nationally in 2014 with 30 turnovers.

- His attacking defense was fourth nationally with 49 sacks on the year and second nationally with 114 tackles for loss in 2014 as Utah State advanced to back-to-to-back bowl games during Orlando's stay in Logan, Utah.

- Orlando's 2014 defense ranked 17th nationally and second in the Mountain West with a pass efficiency defense of 111.42 while its rushing defense led the league with an average of 130.7 yards per game. His total defense was second in the league with 356.1 yards per game, bolstered by a defensive group that led the conference with four First Team All-MWC selections, representing all three levels of the defense - defensive linemen, linebackers and defensive backs. The balance of the defense was represented well with Frankie Suter a third nationally in interceptions with seven and Zach Vigil 11th nationally with 19.5 tackles for loss.

- During his first season at Utah State, Orlando's Aggie defense ranked first in the Mountain West and seventh in the nation in scoring allowing just 17.1 points per game, the second-fewest allowed by an Aggie defense since 1971. USU also ranked first in the Mountain West and eighth in the nation in rushing defense (106.7 ypg), its fewest allowed since 1968, first in the Mountain West and 12th in the nation in total defense (330.9 ypg), and first in the Mountain West and 15th in the nation in passing efficiency defense (113.2).

- Utah State's 2013 defense also ranked sixth in the nation in the red zone, allowing opponents to score just 68.9 percent of the time, including just 19 touchdowns, to rank second nationally. Furthermore, USU's defense ranked seventh in the nation in forcing three-and-outs with 5.6 per game, while its 7.6 tackles per loss per game ranked 10th nationally. USU's defense also ranked 11th nationally in third-down conversions at 32.6 percent.

- Utah State's defense finished the 2013 season holding five of its final seven opponents to 14 or fewer points and did not give up more than 24 points in its last seven games, while its 14 points allowed to No. 24 Northern Illinois in the San Diego County Credit Union Poinsettia Bowl was a USU bowl game record. USU also played in back-to-back-to-back bowl games for the first time in school history and won just its third bowl game ever in 2013. Utah State was also the only team in the nation not to allow a touchdown run of 10 or more yards in 2013, and allowed just two 100-yard rushers, while limiting its opponents to just 13 points following 16 turnovers.

- Prior to Utah State, Orlando spent two years as the defensive coordinator at Florida International (2011-12), helping the Panthers reach the 2011 Beef 'O' Brady's Bowl. During his two years at FIU, Orlando mentored five players who earned various All-Sun Belt Conference honors a total of seven times, including safety Jonathan Cyprien and defensive lineman Tourek Williams who both earned First-Team All-League honors. Cyprien was selected by the Jacksonville Jaguars with the 33rd pick of the 2013 NFL Draft.

- During his first year at Florida International in 2011, the Panthers' defense ranked 13th nationally in pass efficiency defense (111.98), 14th in scoring defense (19.46 ppg), tied for 15th in sacks (2.69 pg), 22nd in rushing defense (118.08 ypg) and 30th in total defense (344.69 ypg). In 2012, FIU ranked 36th nationally in rushing defense (140.83 ypg).

- Orlando went to Florida International after a 12-year stint at Connecticut, including six seasons (2005-10) as the defensive coordinator. In 2010, Orlando's defense helped the Huskies capture the Big East Championship and play in the Tostitos Fiesta Bowl.

- In his first year as defensive coordinator at Connecticut in 2006, the Huskies led the Big East Conference in total defense (297.1 ypg), its fewest since 1979. In 2007, Connecticut won the Big East Championship behind the nation's 10th-ranked passing efficiency defense and the 14th best scoring defense (19.0 ppg).

- Orlando's work with middle linebacker Danny Lansanah in 2007 helped earn the senior a free agent contract with the Green Bay Packers, while weakside linebacker Lawrence Wilson was named a Second-Team Freshman All-American. Orlando also mentored linebacker Alfred Fincher who was chosen in the third round by the New Orleans Saints in 2005, becoming the first Husky drafted in 11 years.

- Prior to Connecticut, Orlando spent three seasons as the linebackers coach at the University of Pennsylvania. Orlando began his coaching career holding the position of defensive coordinator at Central Catholic High School (1994) and Fox Chapel Area High School (1995) in Pennsylvania.

- Orlando was a three-year letterwinner at inside linebacker at Wisconsin and a member of the 1994 Big Ten Championship team that defeated UCLA in the Badgers' first Rose Bowl appearance since 1963.

#### Prominent Pupils

- Elandon Roberts (Houston), Patriots  
*2015 The American*
- Steven Taylor (Houston)  
*2015 The American*
- Zach Vigil (Utah State), Dolphins  
*2014 All-American  
 2014 Mountain West Defensive Player of the Year;  
 2014 All-Mountain West; 2013 All-Mountain West*
- Nick Vigil (Utah State), Bengals  
*2014 All-Mountain West*
- Torrey Green (Utah State), Falcons
- Tyler Fackrell (Utah State)  
*2013 All-Mountain West*
- Winston Fraser (FIU)  
*2011 All-Sun Belt*
- Sio Moore (UConn), Colts
- Lawrence Wilson (UConn)  
*2010 All-Big East; 2009 All-Big East*
- Greg Lloyd (UConn)  
*2009 All-Big East*
- Scott Lutrus (UConn)  
*2008 All-Big East*
- Danny Lansanah (UConn), Buccaneers  
*2007 All-Big East*
- James Hargrave (UConn)  
*2005 All-Big East*
- Alfred Fincher (UConn)  
*2004 All-Big East*
- Maurice Lloyd (UConn)  
*2003 All-Independent*
- Razul Wallace (UConn)  
*2000 All-Independent*





## ASSISTANT COACHES

2016 SEASON

COACHING STAFF

THE COUGARS

SEASON REVIEW

BOWL HISTORY



# MAJOR APPLEWHITE

OFFENSIVE COORDINATOR/QUARTERBACKS | SECOND SEASON

### The Applewhite File

Hometown . . . . . Baton Rouge, La.  
College . . . . . Texas, 2002  
Family . . . . . wife, Julie  
daughter, Lila; son, Nash

### Coaching History

2015-present . . . . . Houston  
*Offensive Coordinator*  
*Quarterbacks*  
2013 . . . . . Texas  
*Co-Offensive Coordinator*  
*Quarterbacks*  
2011-12 . . . . . Texas  
*Co-Offensive Coordinator*  
*Running Backs*  
2008-10 . . . . . Texas  
*Assistant Head Coach*  
*Running Backs*  
2007 . . . . . Alabama  
*Offensive Coordinator*  
*Quarterbacks*  
2006 . . . . . Rice  
*Offensive Coordinator*  
*Quarterbacks*  
2005 . . . . . Syracuse  
*Quarterbacks*  
2003-04 . . . . . Texas  
*Graduate Assistant*

### Bowls Coached (10)

2015 Chick-fil-A Peach . . . . Houston  
2013 Alamo . . . . . Texas  
2012 Alamo . . . . . Texas  
2011 Holiday . . . . . Texas  
2010 BCS Championship . . . . Texas  
2009 Fiesta . . . . . Texas  
2007 Independence . . . . . Alabama  
2006 New Orleans . . . . . Rice  
2005 Rose . . . . . Texas  
2003 Holiday . . . . . Texas

### Bowls Played (4)

2001 Holiday . . . . . Texas  
2000 Holiday . . . . . Texas  
2000 Cotton . . . . . Texas  
1999 Cotton . . . . . Texas

### Coaching Accomplishments

• Major Applewhite was named offensive coordinator and quarterbacks coach at Houston on Jan. 8, 2015.

• Applewhite, who has 13 years of coaching experience including seven as an offensive coordinator, has coached in 10 bowl games, four of which have been the New Year's Six variety including the 2010 BCS National Championship.

• In his first season at Houston, Applewhite led an offense that was one of three nationally to average over 235 yards per game in both rushing (235.8 yards per game) and passing (248.4 yards per game) as the Houston offense ranked 20th nationally in total offense with an average of 484.1 yards per game.

• The explosive Cougar attack ranked 10th nationally in scoring offense with an average of 40.4 points per game, an improvement of 47 spots from 2014 when it finished the year 57th nationally with an average of 29.8 points per game. Houston scored over 30 points in 12 games, over 40 points in six games and over 50 points in four games.

• Houston was led by the Earl Campbell Award winner - junior quarterback Greg Ward Jr., who was one of only two players nationally to rush for over 1,000 yards and throw for over 2,000 yards, finishing the regular season with 1,108 rushing yards and 2,828 passing yards. The junior broke 14 Houston or The American records in 2015 while tying three others.

• Applewhite arrived in Houston after seven years at Texas, his final four years as co-offensive coordinator after serving as assistant head coach his first three seasons. Position wise, Applewhite oversaw the program's running backs his first five seasons and the quarterbacks his final year.

• In 2013, after losing starting QB David Ash for a majority of the season, Case McCoy stepped in and helped the Longhorns post a 7-2 Big 12 record that had them in position for the league title in the last game of the season under Applewhite's eye. The season pushed McCoy into the top 10 in career passing at UT with 3,689 yards, a list Ash ranks eighth on with 4,538. Overall, Applewhite guided the offense to an average 408.7 total yards, including 196.2 yards on the ground (No. 3 Big 12). It also set a UT single-game record with 715 total yards, including 359 on the ground and 356 in the air, against New Mexico State.

• During his time with the running backs at UT, Applewhite had success with Fozzy Whittaker, Chris Ogbonnaya, and Cody Johnson all having advanced to the NFL. In 2012, the running backs combined for nearly 2,000 rushing yards, including 701 by freshman Johnathan Gray who earned Honorable Mention All-Big 12 honors. Joe Bergeron also posted 16 rushing TDs, which was second in the Big 12. Four backs rushed for more than 200 yards and the RBs combined for 836 receiving yards on 84 receptions.

• In 2011, Texas running backs combined for 2,300 yards and 23 touchdowns while adding 36 receptions for 285 yards. Four different backs recorded five or more rushing touchdowns and four players had over 300 rushing yards, led by Malcolm Brown (707 yards, 5 TD), who missed five games due to injury in 2012, and Bergeron (454 yards, 5 TD). Brown was named Big 12 Newcomer of the Year by the Associated Press.

• In 2010, the running back corps combined for 1,396 rushing yards and 14 TDs, while catching 47 passes for 322 yards. During Applewhite's tenure, the current Texas RBs who have started at least one game in their careers fumbled only 12 times and lost only three. Of those 12, only four belonged to backs on the 2010 team and of those, only one was lost.

• The running backs rushed for 1,665 yards and 24 TDs in 2009. Newton, a redshirt freshman, emerged to lead the team in rushing, helping fill the void of Ogbonnaya, who was drafted by the St. Louis Rams. Newton combined with junior Vondrell McGee, Johnson and Whittaker, who each had at least 50 carries.

• In 2008, Applewhite guided a running backs unit that had to replace Jamaal Charles, who went to the NFL. Ogbonnaya, McGee, Whittaker and Johnson stepped in and combined to rush for 1,371 yards and 20 TDs, including 12 TDs by Johnson, which tied the UT freshman record. The group did not lose a fumble during the entire season and showed its versatility by combining for 65 receptions for 640 yards and three TDs, led by Ogbonnaya, who set the UT single-season record for receptions by a running back with 46. He also finished second on the single-season receiving yards list with 540. Ogbonnaya earned Honorable Mention All-Big 12 honors and was named Second-Team Academic All-American.

• Applewhite returned to his alma mater after spending the 2007 season as offensive coordinator and quarterbacks coach at Alabama, where he was the youngest coordinator on the FBS level.

• In Applewhite's one year at Alabama, the Crimson Tide bounced back from a losing season in 2006 to post a 7-6 record under first-year coach Nick Saban. Under his guidance, Alabama improved its offensive output by nearly 40 yards per game (335.9 to 373.8) and increased its scoring from 22.9 points per game to 27.1. His offense generated 256 yards passing and 388 total yards to cap the year with a 30-24 win over Colorado in the Independence Bowl.

• In 2007, the Crimson Tide gained 510 yards of offense (363 passing/147 rushing) en route to a 41-17 victory over a Tennessee team that finished the year ranked 12th nationally. Trailing 20-10 in the fourth quarter against a Georgia team that finished the year ranked No. 2, Applewhite's offense scored 10 points in the final six minutes, including a 10-play, 88-yard drive that tied the game and sent it to overtime.

• Prior to Alabama, Applewhite spent a season as offensive coordinator/quarterbacks coach at Rice where, as the youngest coordinator on the FBS level, he directed an offense that scored the then-most points (350) and gained the then second-most yards (4,486) in Owls' history. Under his guidance, Rice produced a 1,000-yard rusher, a 1,000-yard receiver and a 1,000-yard passer for the first time in school history en route to the program's first appearance in a bowl game since 1961. The 2006 Rice offense produced a 109-point improvement in scoring over the previous season.

• Before his stint at Rice, Applewhite joined Greg Robinson at Syracuse where he served as quarterbacks coach in 2005. Applewhite's coaching career began where he starred, at Texas, where he served as a graduate assistant coach and worked with the offensive line for two seasons (2003-04). In his final year in 2004, the Longhorns went 11-1, beat No. 12 Michigan in the Rose Bowl and earned a No. 4 final ranking - its highest since 1981.

• The Longhorns' team captain in 2001, Applewhite helped Texas to four straight bowl games (1999 and 2000 Cotton Bowls/2000 and 2001 Holiday Bowls) and posted a 22-8 record as a starter. He capped his career by throwing for a UT record 473 yards and a Longhorn-bowl-game best four TDs en route to Offensive MVP honors in a 47-43 victory over No. 20 Washington in the 2001 Holiday Bowl. The 1999 co-Big 12 Offensive Player of the Year set then-UT records for career (8,353) and season (3,357/1999) passing yards, as well as career TD passes (60). He threw for 2,453 yards and 18 TDs, UT freshman records at the time, in claiming Big 12 Freshman of the Year honors in 1998.

• A native of Baton Rouge, La., Applewhite threw for 50 touchdowns and ran for eight more in two years as a starter at Catholic High School. He was tabbed an Honorable Mention prep All-America by *USA Today* after leading Catholic High to a 13-1 record and No. 10 national ranking as a senior. He was 25-2 as a starter.

### PROMINENT PUPILS

- Greg Ward Jr. (Houston)  
*2015 Manning Award Finalist;*  
*2015 Earl Campbell Award Winner; 2015 The American Second Team*
- Malcolm Brown (Texas), Rams  
*2011 Freshman All-American*  
*2011 Big 12 Newcomer of the Year*
- Fozzy Whittaker (Texas), Panthers  
*2011 All-Big 12*
- Cody Johnson (Texas)  
*2011 All-Big 12*
- Chris Ogbonnaya (Texas)  
*2008 All-Big 12*
- Jonathan Scott (Texas)  
*2004 All-American; 2004 All-Big 12; 2003 All-Big 12*
- Justin Blalock (Texas)  
*2004 All-Big 12*
- Tillman Holloway (Texas)  
*2003 All-Big 12*
- Tony Hills (Texas), Saints
- Lyle Sendlein (Texas), Cardinals



## ASSISTANT COACHES



### CRAIG NAIVAR

ASSOCIATE HEAD COACH/CO-DEFENSIVE COORDINATOR/SAFETIES | SECOND SEASON

#### Coaching Accomplishments

• Craig Naivar (pronounced "NI-ver") was named associated head coach, co-defensive coordinator and safeties coach at Houston on Jan. 5, 2015. Naivar has been a defensive coordinator or special teams coordinator for the last 17 seasons.

• Naivar's first season at Houston saw a defense that led the nation with 35 takeaways while ranking eighth nationally in rushing defense (108.9 yards per game) and 20th nationally in scoring defense (20.7 points per game).

• The middle of the Houston secondary was patrolled by turnover machines Adrian McDonald and Trevon Stewart. McDonald set the Houston career interceptions record with four picks in 2015, to give him 17 for his career, while Stewart set the program's career fumble recovery with 10 in his career after recovering four in 2015, the second-best total in the nation.

• In his lone season at Kentucky, Naivar tutored two Freshman All-Americans on special teams in kick returner Stanley Williams and kicker Austin MacGinnis.

• MacGinnis, also named First Team All-SEC, set five UK records in his collegiate debut season, totaling 21 field goals, the most in Kentucky history. He had the most field goals in the SEC, also leading all NCAA freshmen. MacGinnis finished with a school-record 104 points - equaling the SEC lead - and was one of only five kickers in the nation with three field goals of 50+ yards, including a school-record 54-yard kick. MacGinnis, who made a UK record 41 extra-point tries without a miss in 2014, also set a school record with 25 touchbacks on kickoffs in 2014. He was the first ever Kentucky kicker named to the All-SEC team, having been named to the team by both the SEC coaches and Associated Press.

• Williams led Kentucky in kickoff returns with 19 returns for 511 yards and a 26.9 average. Williams ranked second nationally among true freshmen in kickoff return average, checking in 13th overall.

• Kentucky punter Landon Foster also set a school record with 27 punts dropped inside the 20-yard line in 2014 while earning second team Academic All-America honors. Foster punted 66 times in 2014, for a 42.6 yard average, including 10 punts of 50 yards or longer with just four touchbacks.

• The Wildcats ranked 22nd nationally with 15 interceptions in 2014 after recording just eight picks in the two seasons prior to Naivar's arrival.

• Naivar arrived at Kentucky from Texas State, where he was the defensive coordinator and safeties coach for three seasons, helping the Bobcats transition from independent status (2011) to the Western Athletic Conference in 2012 to the Sun Belt Conference in 2013. He produced defensive lineman Michael Ebbitt, the 2011 Independent Defensive Player of the Year, along with two additional All-Independent Team selections in defensive end Jordan Norfleet and defensive back Xavier Daniels. He had two Second-Team All-WAC honorees in 2012 in linebacker Joplo Bartu and cornerback Darryl Morris before adding a Second-Team All-Sun Belt pick in 2013 in safety Justin Iwuji.

• Naivar spent four seasons at Rice as special teams coordinator and safeties coach in 2010 co-defensive coordinator and safeties coach from 2007-09. Their best season came in 2008 when Rice went 10-3, the Owls' best record since the 1950s, capped by a share of the Conference USA Western Division championship and a 38-14 rout of Western Michigan in the Texas Bowl. In the secondary, Naivar coached safety Andrew Sendejo, currently with the NFL's Minnesota Vikings, and safety Travis Bradshaw, who was named a Freshman All-American in 2008 and led the nation in solo tackles in 2009.

• Naivar moved to special teams coordinator and defensive line coach in 2010, helping guide Rice to some impressive accomplishments. Led by All-America punter Kyle Martens, the Owls were sixth in the nation in net punting. Rice ranked 26th in the nation in punt returns and had the nation's 10th-best kickoff returner, Charles Ross, who averaged 29 yards per return.

• Naivar also coached at Texas State from 2004-06, where he was defensive coordinator and safeties coach. That term was highlighted by the 2005 season, when the Bobcats posted an 11-3 record and advanced to the semifinals of the FCS playoffs. The Bobcats ranked in the nation's top 25 in scoring defense and total defense while generating 33 turnovers. His first season as Texas State saw defensive lineman Fred Evans named the Southland Conference Newcomer of the Year before being named an AFCA All-American, Southland Conference Player of the Year and Southland Defensive Player of the Year in 2005. Evans was one of two defensive players to be named Southland Conference Player of the Year under Naivar as defensive back Walter Musgrove earned the Southland Conference Student-Athlete of the Year honor in 2006. The two were part of a defensive group that earned seven First Team All-Southland Conference honors in Naivar's first three seasons with the Bobcats.

• Naivar was a graduate assistant at New Mexico and TCU before landing at Southern Illinois as special teams coordinator and defensive line coach, where punter John Armitrano earned Second Team Missouri Valley Conference honors in 1998 and kicker Scott Everhart was named to the league's All-Newcomer Team in 1999. Two of Naivar's defensive linemen, Andre Bailey and Bryan Archibald were named to the school's All-Century team in 2013.

• From there he coached at Sam Houston State, serving at various times as defensive coordinator, special teams coordinator, safeties coach and defensive line coach. The top campaign at SHSU was 2001, when the Bearkats went 10-3, were co-champions of the Southland Conference and advanced to the quarterfinals of the Division I-AA playoffs before losing to eventual national champion Montana. Naivar placed five players on All-Southland Conference teams while in Huntsville.

• Naivar was a four-year letterman, playing safety and quarterback, and was team captain at Hardin-Simmons University in Abilene, Texas. He earned bachelor's and master's degrees at Hardin-Simmons and began his coaching career there, helping lead the Cowboys to the NAIA Division II Playoffs in 1994 and '95.

#### Prominent Pupils

- Adrian McDonald (Houston), Chargers  
2015 *The American*
- Trevon Stewart (Houston)  
2015 *The American*
- Austin MacGinnis (Kentucky)  
2014 *Freshman All-American*  
2014 *All-SEC*; 2014 *Freshman All-SEC*
- Stanley Williams (Kentucky)  
2014 *Freshman All-American*
- Justin Iwuji (Texas State)  
2013 *All-Sun Belt*
- Joplo Bartu (Texas State), Jaguars  
2012 *All-WAC*
- Darryl Morris (Texas State), Jets  
2012 *All-WAC*
- Blake McColloch (Texas State)  
2012 *All-WAC*
- Michael Ebbitt (Texas State)  
2011 *Independent Defensive Player of the Year*
- Jordan Norfleet (Texas State)  
2011 *All-Independent*
- Xavier Daniels (Texas State)  
2011 *All-Independent*
- Kyle Martens (Rice)  
2010 *All-American*; 2010 *All-Conference USA*
- Travis Bradshaw (Rice)  
2010 *All-Conference USA*
- Brandon Long (Rice)  
2010 *All-Conference USA*
- Andrew Sendejo (Rice), Vikings
- Fred Evans (Texas State)  
2005 *FCS All-American*;  
2004 *Southland Newcomer of the Year*

2016 SEASON

COACHING STAFF

THE COUGARS

SEASON REVIEW

BOWL HISTORY

#### The Naivar File

Hometown . . . . . Taylor, Texas  
College . . . . . Hardin-Simmons, 1994  
Family . . . . . wife, Michelle  
daughter, Jordan  
son, Gunner

#### Coaching History

2015-present . . . . . Houston  
*Associate Head Coach*  
*Co-Defensive Coordinator*  
*Safeties*

2014 . . . . . Kentucky  
*Special Teams Coordinator*  
*Safeties*

2011-13. . . . . Texas State  
*Defensive Coordinator*  
*Safeties*

2010 . . . . . Rice  
*Special Teams Coordinator*  
*Defensive Line*

2007-09 . . . . . Rice  
*Co-Defensive Coordinator*  
*Safeties*

2004-06 . . . . . Texas State  
*Defensive Coordinator*  
*Safeties*

2002-03 . . . . . Sam Houston State  
*Defensive Coordinator*  
*Safeties*

2000-01 . . . . . Sam Houston State  
*Special Teams Coordinator*  
*Defensive Line*

1998-99 . . . . . Southern Illinois  
*Special Teams Coordinator*  
*Defensive Line*

1996-97 . . . . . New Mexico  
*Graduate Assistant*

1994-95 . . . . . Hardin-Simmons  
*Special Teams Coordinator*

#### Bowls Coached (2)

2015 Chick-fil-A Peach . . . Houston  
2008 Texas . . . . . Rice





## ASSISTANT COACHES

2016 SEASON

COACHING STAFF

THE COUGARS

SEASON REVIEW

BOWL HISTORY



### OSCAR GILES

ASSISTANT HEAD COACH/DEFENSIVE LINE | SECOND SEASON

#### The Giles File

Hometown . . . . . Palacios, Texas  
College . . . . . Texas, 1991  
Family . . . . . wife, Kim  
daughters, Olivia and Kourtney

#### Coaching History

2015-present . . . . . Houston  
*Assistant Head Coach*  
*Defensive Line*  
2014 . . . . . Louisiana Tech  
*Defensive Line*  
2005-13 . . . . . Texas  
*Defensive Ends*  
2003-04 . . . . . Houston  
*Defensive Line*  
2000-02 . . . . . SMU  
*Defensive Line*  
1999 . . . . . Texas  
*Graduate Assistant*  
1998 . . . . . Texas State  
*Defensive Line*

#### Bowls Coached (12)

2015 Chick-fil-A . . . . . Houston  
2014 Heart of Dallas . . . Louisiana Tech  
2013 Alamo . . . . . Texas  
2012 Alamo . . . . . Texas  
2011 Holiday . . . . . Texas  
2010 BCS Championship . . . Texas  
2009 Fiesta . . . . . Texas  
2007 Holiday . . . . . Texas  
2006 Alamo . . . . . Texas  
2006 National Championship . Texas  
2003 Hawaii . . . . . Houston  
2000 Cotton . . . . . Texas

#### Bowls Played (2)

1991 Cotton . . . . . Texas  
1987 Bluebonnet . . . . . Texas

#### Coaching Accomplishments

• Oscar Giles was named assistant head coach and defensive line coach at Houston on Jan. 11, 2015. Giles is in his second stop of his career at Houston after serving as the Cougars' defensive line coach in 2003-04 before nine seasons at Texas and one at Louisiana Tech.

• With extensive ties to the state of Texas, Giles has developed two Ted Hendricks Award winners as the nation's top defensive end and has helped guide teams to 12 bowls including two national championship appearances, claiming the 2005 BCS National Championship while at Texas.

• The 2015 season at Houston saw B.J. Singleton receive postseason honors from *The American* as Giles' line set the tone for the nation's No. 8 rushing defense, allowing just 108.9 yards per game. Occupying blockers and knocking offensive linemen into the backfield, the line helped the rest of the defense roam freely as the unit finished 20th nationally in scoring defense.

• In Giles' lone season at Louisiana Tech, he helped a develop a Bulldog defense that led the nation in turnovers gained with 42 and led Louisiana Tech to at least nine wins for just the sixth time in school history including a win over Illinois in the Heart of Dallas Bowl. With Giles' help, the Louisiana Tech defense ranked second nationally with 114 tackles for loss and led Conference USA in rushing defense. Defensive end Houston Bates was named the Heart of Dallas Bowl MVP after exploding for 5.5 tackles for loss including 4.5 sacks in the game. Bates finished the year leading C-USA with 10 sacks, ranking 16th nationally. Bates received All-Conference USA honors while fellow end Deldrick Canty was named to the league's All-Freshman Team.

• In close to a decade with the Longhorns, Giles helped develop two Ted Hendricks Award winners as the nation's top defensive end in Jackson Jeffcoat (2013) and Brian Orakpo (2008), along with two other finalists in Sergio Kindle (2009) and Tim Crowder (2006).

• In 2013, Jeffcoat led the team in tackles (86), TFLs (22), sacks (13.0) and pressures (19), and tied for first in fumbles recovered (3). Jeffcoat also earned First-Team All-America honors and was named Big 12 Defensive Player of the Year, while Cedric Reed was tabbed First-Team All-Big 12 by the AP.

• In 2012, Alex Okafor was a First-Team All-Big 12 pick for the second-straight year and earned the CFP's Elite Defensive Lineman Trophy, while Jeffcoat was an Honorable Mention All-League pick despite missing the final six regular season games with an injury. Okafor led the Big 12 in sacks and earned Defensive MVP honors at the Alamo Bowl, registering a dominant 4.5 sacks and six TFL before being drafted in the fourth round of the 2013 NFL Draft by Arizona.

• In 2011, Okafor and Jeffcoat started all 13 games at defensive end with each ranking in the top 10 in the Big 12 in sacks and tackles for loss. Okafor was an AFCA All-American and unanimous First-Team All-Big 12 selection after recording a team-high seven sacks to go with 14 TFL and 17 pressures. The two ends helped the defense rank first in the Big 12 in total defense (11th NCAA), run defense (sixth NCAA), pass efficiency defense (10th NCAA) and pass defense.

• In 2010, senior DE Sam Acho became one of the most decorated players in UT history. Acho won the William V. Campbell Trophy, the Wuerffel Trophy and the ARA Sportsmanship Award, along with becoming a two-time Academic All-American, a Second-Team All-America selection by the WCFF, a member of the AFCA Good Works team and a Lott Trophy finalist, while recording 59 tackles, 17 TFL, nine sacks, 18 pressures, five forced fumbles and five fumble recoveries.

• In 2009, Giles helped mold senior DE/LB Sergio Kindle into the first player in college football history to be a finalist for both the Hendricks Award (nation's top DE) and Butkus Award (nation's top LB). Under Giles' guidance, the 2008 season saw Brian Orakpo become one of the most dominant players in college football and one of the most honored in UT history. An eventual first round pick of the Washington Redskins, Orakpo became Texas' 19th unanimous All-American and won the Nagurski Trophy (nation's top defensive player), Lombardi Award (nation's top lineman) and Hendricks Award (nation's top defensive end).

• In 2007, Giles led a group that helped Texas rank sixth in the nation against the run (93.4 ypg). The 2006 season saw Giles' defensive ends produce Texas' first 10-sack season since 1998. Crowder, who earned Second-Team All-America honors, was a finalist for the Hendricks Award

and led the team with 10.5 sacks. Robison also pitched in with 5.5 sacks and 15 pressures on his way to Second-Team All-Big 12 honors. Brian Orakpo added 4.5 sacks and 11 pressures.

• In his first season with Texas, Giles aided in the Longhorns No. 10 ranking in total defense (302.9 ypg) and a No. 8 ranking in scoring defense (16.4 ppg). Three of the defensive ends earned conference honors with Crowder and Robison being named Honorable Mention All-Big 12, while Orakpo earned Defensive Freshman of the Year honors.

• Giles spent the previous two seasons as an assistant coach at Houston, where he worked with the Cougars' defensive line. He joined the Houston staff prior to the 2003 season after spending three seasons at SMU. Giles helped the Cougars to a 7-6 mark and a spot in the Hawaii Bowl in 2003, the first bowl appearance for UH in eight seasons. Of the six Houston players to receive All-Conference honors in Giles' two-year span at UH, two came from the defensive line.

• Giles was a graduate assistant coach at Texas in 1999, where he assisted with defensive backs and helped the Longhorns earn a Big 12 South Division championship, a spot in the Big 12 Championship game and a Cotton Bowl berth. Prior to accepting a graduate assistant position at UT, Giles coached the defensive line and served as a strength and conditioning coach at Texas State in 1998.

• A four-year letterwinner at Texas (1987-90), Giles played defensive end and linebacker for the Atlanta Falcons and went on to play in the Canadian Football League from 1994-97 and helped the Toronto Argonauts win the Grey Cup Championship in 1996.

• A three-year starter at UT, Giles earned AP All-SWC honors as a senior when he helped the Longhorns to the 1990 SWC Championship and an appearance in the 1991 Cotton Bowl. Texas was 10-2 and finished the year ranked 12th that year. Giles also helped the 1987 Longhorns to a No. 19 final ranking and a victory in the Bluebonnet Bowl. He led Texas in sacks in 1988 (6.5) and 1989 (7.0) and finished with 22 in his career. A semifinalist for the Outland Trophy and two-time GTE Academic All-SWC selection, his nine career fumble recoveries are tied for second on the UT all-time chart. Giles was awarded UT's Tenacity Award twice during his collegiate career.

#### PROMINENT PUPILS

- B.J. Singleton (Houston)  
*2015 The American*
- Houston Bates (Louisiana Tech), Redskins  
*2014 All-Conference USA*
- Deldrick Canty (Louisiana Tech)  
*2014 All-Conference USA Freshman Team*
- Malcolm Brown (Texas), Patriots  
*2014 All-American; 2014 Bronko Nagurski Finalist; 2014 Outland Trophy Finalist*
- Jackson Jeffcoat (Texas), Browns  
*2013 Ted Hendricks Award; 2013 All-American; 2013 All-Big 12*
- Cedric Reed (Texas), Bills  
*2013 All-Big 12*
- Alex Okafor (Texas), Cardinals  
*2012 All-Big 12; 2011 All-American; 2011 All-Big 12*
- Sam Acho (Texas), Bears  
*2010 All-American*
- Sergio Kindle (Texas)  
*2009 Ted Hendricks Award Finalist; 2009 Butkus Award Finalist*
- Lamarr Houston (Texas), Bears  
• Earl Thomas (Texas), Seahawks  
*2009 All-American; 2009 Thorpe Award Finalist; 2009 All-Big 12; 2008 Freshman All-American*
- Brian Orakpo (Texas), Titans  
*2008 Nagurski Trophy; 2008 Lombardi Award; 2008 Ted Hendricks Award; 2008 All-American; 2005 Big 12 Defensive Freshman of the Year*
- Henry Melton (Texas), Buccaneers  
• Tim Crowder (Texas)  
*2006 Ted Hendricks Award Finalist; 2006 All-American*
- Brian Robison (Texas), Vikings  
*2006 All-Big 12*
- Phillip Hunt (Houston), Saints  
• Joe Clay (Houston)  
*2004 All-Conference USA; 2003 All-Conference USA*
- Marquay Love (Houston)  
*2003 All-Conference USA Freshman*
- Kevin Aldridge (SMU)  
*2001 All-WAC*



## ASSISTANT COACHES



### JASON WASHINGTON

SPECIAL TEAMS COORDINATOR/CORNERBACKS | SECOND SEASON

2016 SEASON

COACHING STAFF

THE COUGARS

SEASON REVIEW

BOWL HISTORY

#### The Washington File

Hometown . . . . . San Antonio, Texas  
 College . . . . . Texas State, 2002  
 Family . . . . . wife, Lacey  
                                          son, Jaxson  
                                          daughter, Jayla

#### Coaching History

2015-present . . . . . Houston  
*Special Teams Coordinator  
 Cornerbacks*  
 2014 . . . . . Texas State  
*Secondary  
 Cornerbacks*  
 2011-13 . . . . . Texas State  
*Cornerbacks*  
 2007-10 . . . . . Rice  
*Cornerbacks*  
 2004-06 . . . . . Texas State  
*Cornerbacks*

#### Bowls Coached (2)

2015 Chick-fil-A Peach . . . Houston  
 2008 Texas . . . . . Rice

#### Coaching Accomplishments

• Jason Washington was named special teams coordinator and cornerbacks coach at Houston on Jan. 5, 2015.

• In his first season at Houston, Washington oversaw arguably the best starting cornerback tandem in The American and a drastic special teams improvement. Under Washington's leadership, William Jackson III led the nation in passes broken up (23) and passes defended (28) before being drafted in the first round of the NFL Draft by the Cincinnati Bengals. Jackson set Houston single-game (7) and season records in passes broken up despite missing the Memphis game with an injury. Brandon Wilson was second on the team with seven pass breakups as Houston ranked fourth nationally with 87 passes defended and seventh with 21 interceptions. Wilson and Jackson combined for four defensive touchdowns on the year.

• Houston's special teams saw significant improvement in Washington's first season. The kickoff return unit improved from 125th to 28th, kickoff return defense from 75th to 45th, punt return from 99th to 41st and punt return defense from 22nd to fourth. Wilson ranked 19th nationally with an average kickoff return of 26.6 yards including two touchdown returns while Demarcus Ayers was 27th nationally with an average punt return of 11.3 yards, earning first team return specialist honors from The American.

• Washington arrived in Houston after four seasons at Texas State, his second term in San Marcos after a four-year stop at Rice was preceded by three original seasons at Texas State.

• Washington's secondary unit helped Texas State rank second in the Sun Belt in 2014 with 13 interceptions. Sophomore Germond Williams ranked 17th nationally with four interceptions in just nine games. Craig Mager, who was selected in the third round of the 2015 NFL Draft by the San Diego Chargers, was selected to play in the East-West Shrine Game and received All-Sun Belt honors after leading the league with 13 passes defended including three interceptions. Junior David Mims received first team All-Sun Belt honors with five interceptions on the year.

• In 2013, Mager was named an All-Sun Belt Conference Third-Team selection by College Sports Madness after ranking eighth among league leaders with nine passes defended.

• In 2012, cornerback Darryl Morris was named a Second Team All-WAC selection after he tied for 23rd nationally and fourth among WAC leaders with four interceptions, and finished ninth among league leaders with nine passes defended. In addition, Mager also tied Morris for fourth among WAC leaders with four interceptions and was fourth with 12 passes defended.

• Washington also coached the punt return unit at Texas State. The Bobcats ranked seventh nationally in 2013 and led the SBC in punt returns after Andy Erickson returned 20 punts for 284 yards for an average of 14.2 yards per return. Andy Erickson ranked second nationally in punt returns with 16.7 yards per return in 2012.

• In 2011, Morris and Mager combined to intercept two passes and break up 18 others. Morris also ranked second among team leaders in tackles with 62 and recorded three quarterback sacks. He also returned an interception 37 yards for a touchdown.

• Washington rejoined the Bobcats in 2011 after spending four years at Rice, where he coached five All-Conference USA defensive backs and one member of the 2009 C-USA All-Freshman team. Their best season came in 2008 when Rice went 10-3, the Owl's best record since the 1950s, capped by a share of the Conference USA Western Division championship and a 38-14 rout of Western Michigan in the Texas Bowl.

• Washington went to Rice after serving as the cornerbacks coach at Texas State for three seasons. During his third season, he produced the Southland Conference leader in interceptions, Walter Musgrove, who was a two-time All-Southland Conference pick, SLC Student-Athlete of the Year, National Football Foundation Scholar Athlete and a FCS ADA Academic All-Star. He also coached two other All-SLC defensive backs in each of his first two seasons as a coach.

• A native of San Antonio, Washington earned a bachelor's degree in 2002 and a master's degree in sports administration in 2004 at Texas State. He was a four-year letterman for the Bobcats in football and baseball. He started as a defensive back for the football team and played center field for the baseball team before graduating in 2002.

• In 2009, he spent a week with the Minnesota Vikings coaching staff as part of the Bill Walsh Minority Coaching Fellowship program that has produced three current NFL head coaches.

#### Prominent Pupils

- William Jackson III (Houston), Bengals  
*2015 The American*
- Demarcus Ayers (Houston), Steelers  
*2015 The American*
- Craig Mager (Texas State), Chargers  
*2014 All-Sun Belt; 2013 All-Sun Belt*
- David Mims (Texas State), Falcons  
*2014 All-Sun Belt*
- Darryl Morris (Texas State), Jets  
*2012 All-WAC*
- Phillip Gaines (Rice), Chiefs
- Bryce Callahan (Rice), Bears
- Kevin Gaddis (Rice)  
*2009 All-Conference USA Freshman Team*
- Walter Musgrove (Texas State)  
*2006 All-Southland Conference  
 2005 All-Southland Conference*
- Nato James (Texas State)  
*2004 All-Southland Conference*





## ASSISTANT COACHES

### DARRELL WYATT

WIDE RECEIVERS/RECRUITING COORDINATOR | FIRST SEASON



#### The Wyatt File

Hometown . . . . . Killeen, Texas  
College . . . . . Kansas State, 1989

#### Coaching History

2016-present . . . . . Houston  
*Wide Receivers  
Recruiting Coordinator*

2015 . . . . . Oklahoma State  
*Offensive Analyst*

2013 . . . . . Texas  
*Co-Offensive Coordinator  
Wide Receivers*

2011-12 . . . . . Texas  
*Co-Recruiting Coordinator  
Wide Receivers*

2010 . . . . . Kansas  
*Co-Offensive Coordinator  
Wide Receivers*

2008-09 . . . . . Southern Miss  
*Associate Head Coach  
Offensive Coordinator  
Wide Receivers*

2007 . . . . . Arizona  
*Passing Game Coordinator  
Wide Receivers*

2006 . . . . . Minnesota Vikings  
*Wide Receivers*

2005 . . . . . Philadelphia Eagles  
*Internship*

2005 . . . . . Oklahoma  
*Passing Game Coordinator  
Wide Receivers*

2002-04 . . . . . Oklahoma  
*Wide Receivers*

2001 . . . . . Oklahoma State  
*Passing Game Coordinator  
Wide Receivers*

2000 . . . . . Kansas  
*Associate Head Coach  
Offensive Coordinator  
Wide Receivers*

1998-99 . . . . . Denver Broncos  
*Internship*

1997-99 . . . . . Kansas  
*Assistant Head Coach  
Wide Receivers*

1996 . . . . . Tampa Bay Buccaneers  
*Internship*

1996 . . . . . Baylor  
*Wide Receivers*

1995 . . . . . Wyoming  
*Wide Receivers*

1992-94 . . . . . Sam Houston State  
*Wide Receivers*

1989-91 . . . . . Trinity Valley CC  
*Wide Receivers*

#### Bowls Coached (10)

2015 Sugar . . . . . Oklahoma State  
2013 Alamo . . . . . Texas  
2012 Alamo . . . . . Texas  
2011 Holiday . . . . . Texas  
2009 New Orleans . . . . . Southern Miss  
2008 New Orleans . . . . . Southern Miss  
2005 Holiday . . . . . Oklahoma  
2005 BCS Championship . . . . . Oklahoma  
2004 BCS Championship . . . . . Oklahoma  
2003 Rose . . . . . Oklahoma

#### Coaching Accomplishments

• Darrell Wyatt was named receivers coach and recruiting coordinator at Houston on Jan. 7, 2016.

• A 26-year veteran with multiple New Year's Six bowl appearances with multiple years of offensive coordinator experience and extensive recruiting ties to the state of Texas, Wyatt joins Houston after serving the 2015 season as an offensive analyst at Oklahoma State, where he helped lead the Cowboys to the Allstate Sugar Bowl. In his lone season with Oklahoma State, the Cowboys' passing offense ranked seventh nationally with an average of 353.2 yards per game, while averaging 39.5 points per game, 14th best nationally.

• Prior to his time at Oklahoma State, Wyatt spent three seasons at Texas where he served as co-offensive coordinator and wide receivers coach in 2013, and co-recruiting coordinator and receivers coach in 2011 and 2012, alongside current Houston offensive coordinator Major Applewhite all three seasons.

• In his three seasons in Austin, Wyatt molded a young group of receivers that earned five All-Big 12 honors, combined for five seasons with 50-plus receptions and five seasons with 600-plus yards. In 2012, junior Mike Davis, a second team All-Big 12 choice, led the team in receiving yards (939) and touchdown catches (7). He ranked third in the Big 12 and 18th in the FBS in yards per reception at 16.5 (minimum 40 catches). Then-sophomore and current Arizona Cardinal Jaxon Shipley, an honorable mention All-Big 12 choice, led the team in receptions (59), and was second in receiving yards (737) and TD catches (6). Senior Marquise Goodwin was third in both categories, and earned Alamo Bowl Offensive MVP honors before being drafted in the third round of the 2013 NFL Draft.

• In 2011, Wyatt's receivers corps led by Davis, Shipley and Goodwin. Davis led the team with 45 catches for 609 yards. Shipley missed three games but earned second-team freshman All-America honors after tying for the team lead with three TD catches, to go along with 44 receptions for 607 yards, while also throwing three TD passes.

• Prior to joining the Longhorns, Wyatt spent 2010 as co-offensive coordinator/wide receivers coach at Kansas. Under new head coach Turner Gill, the Jayhawks transitioned from an offense that lost one of the nation's top quarterbacks in Todd Reesing and two of the nation's top 10 wide receivers in Dezmon Briscoe and Kerry Meier. Despite that, Wyatt helped guide junior WR Daymond Patterson to 60 receptions.

• Serving as the program's co-recruiting coordinator, Wyatt helped lead the construction of a 2012 signing class that was ranked second nationally by Rivals with 24 signees from the state of Texas.

• In 2008-09, Wyatt was the associate head coach/offensive coordinator/wide receivers coach at Southern Mississippi. In two seasons with the Golden Eagles, Wyatt's offenses were among the nation's best.

• The 2009 season saw USM produce the nation's 18th-ranked scoring offense (32.9 points per game) while ranking 31st in total offense (416.4 yards per game). The 428 points scored marked a school record as Wyatt guided a balanced attack that was 13th nationally in pass efficiency with a 147.3 rating. RB Damion Fletcher and WR DeAndre Brown both ranked in the top 50 in the nation in rushing and receptions, respectively, while QB Martevious Young was in the top 20 in pass efficiency. Fletcher finished his career with over 1,000 yards in all four seasons. He also finished as USM's all-time leader in all-purpose yards (6,253) and rushing yards (5,302) and was a second-team All-Conference USA selection along with Brown and TE Leroy Banks, while OL Ryan Hebert earned first-team honors.

• In 2008, USM broke 36 offensive school records en route to producing 5,636 yards of total offense and 433.5 yards per game, a number that ranked 20th nationally. Many of the season's records included Brown, who was a freshman in 2008 and set the school single-season receptions record with 67 to go along with 1,117 receiving yards. He was named first-team freshman All-America, Conference USA Freshman of the Year and first-team All-Conference USA. Meanwhile Fletcher was also named first-team All-CUSA and rushed for 109.4 yards per game, which led the conference and ranked 17th nationally. QB Austin Davis also ranked 17th in the nation in total offense with 279.7 yards per game.

• Wyatt spent the 2007 season as passing game coordinator and wide receivers coach at the University of Arizona. The Wildcats ranked 10th in the nation in passing at 308.5 yards per game, led by junior WR Mike Thomas, who ranked 17th nationally in receptions after pulling in 83 for 1,038 yards and 11 TDs and earned first-team All-Pac 12 honors. Thomas ended his career as Arizona's all-time leading receiver and was selected by the Jacksonville Jaguars in the 2009 NFL Draft. Eight players on the Arizona roster had at least 20 receptions and 200 receiving yards, while five players had at least 35 receptions and 400 receiving yards.

• Wyatt gained NFL experience in 2006 as the Minnesota Vikings' wide receivers coach. In his lone season with the Vikings, five different receivers finished the season with 20-plus catches, led by Travis Taylor's 57.

• Before coaching in Minnesota, Wyatt spent four seasons at Oklahoma where he helped the Sooners to four bowl games, including three New Year's Six Bowls and two BCS National Championship appearances, and two Big 12 Championships, as the wide receivers coach for three seasons and passing game coordinator in his final year.

• In 2004, he coached three receivers who were first-day picks in the 2005 NFL Draft, and who started professionally as rookies, including two-time All-American Mark Clayton who held virtually every Sooner receiving record and was widely regarded as the best to ever play the position at the school. In his four seasons at Oklahoma, nine players earned All-Big 12 honors.

• Wyatt spent the 2001 season at Oklahoma State as passing game coordinator and wide receivers coach. At OSU, he guided WR Rashaun Woods, who ranked seventh in the nation in receptions that year and went on to become a first-round selection in the 2004 NFL draft. He joined the Cowboys following his first stint at Kansas, where he spent four seasons, the last of which was as offensive coordinator in 2000.

• Wyatt started his coaching career at Trinity Valley CC (1989-91) in Athens, Texas, before continuing at Sam Houston State (1992-94), Wyoming (1995) and Baylor (1996).

• He started his collegiate playing career as a wide receiver at Trinity Valley CC before playing two seasons at Kansas State (1987-88). He graduated from KSU with a degree in sociology in 1989.

• Wyatt is a native of Killeen, Texas, and earned All-Central Texas honors in football at Killeen High School.

#### PROMINENT PUPILS

- Mike Davis (Texas)  
2013 All-Big 12
- Jaxon Shipley (Texas), Cardinals  
2013 All-Big 12
- Marquise Goodwin (Texas), Bills
- Daje Johnson (Texas), Falcons
- Marcus Johnson (Texas), Eagles
- DeAndre Brown (Southern Miss)  
2009 All-Conference USA; 2008 All-Conference USA
- Mike Thomas (Arizona)  
2007 All-American; 2007 All-Pac 12
- Travis Wilson (Oklahoma)  
2005 All-Big 12
- Mark Clayton (Oklahoma)  
2003 & 2004 All-American; 2003 & 2004 All-Big 12
- Mark Bradley (Oklahoma)  
2004 All-Big 12
- Brandon Jones (Oklahoma)  
2003 All-Big 12
- Rashaun Woods (Oklahoma State)  
2001 All-Big 12
- Marcus Harris (Wyoming)  
1995 All-WAC

2016 SEASON

COACHING STAFF

THE COUGARS

SEASON REVIEW

BOWL HISTORY



## ASSISTANT COACHES



### CORBY MEEKINS

TIGHT ENDS/FULLBACKS | SECOND SEASON

#### Coaching Accomplishments

- Corby Meekins was named tight ends and fullbacks coach at Houston on Jan. 5, 2015.
- In his first season on the collegiate level, Meekins molded former fullback Tyler McCloskey and former receiver Hayden Daniels into solid blocking and receiving threats. After totaling two receptions for 16 yards in his first two seasons at UH, McCloskey had 14 receptions for 157 yards and one touchdown while Daniels pulled in four receptions for 59 yards.
- Meekins joined Houston after 15 years at Westfield High School in Houston, including 11 years as head coach where he accumulated a record of 114-27.
- Meekins turned the Westfield program into a perennial contender, winning seven district championships and advancing to the playoffs 10 times, including one state championship trip, three trips to the semifinals and six quarterfinals trips.
- The 2014 season saw Meekins' Westfield program finish the year 13-2 with a trip to the Class 6A Division II semifinals. He was named the Touchdown Club of Houston's Co-Coach of the Year and an assistant coach for the White Team at the 2015 Under Armour All-America Game.
- Meekins was a finalist for the 2005 Adams U.S.A. "National Coach of the Year" award after leading Westfield to the Class 5A Division I state championship game in 2004 and being named the Touchdown Club of Houston Coach of the Year.
- Meekins served on the Executive Board of Directors for the Greater Houston Football Coaches Association from 2009-15 after serving as the Association's president in 2009. Prior to his presidency, Meekins was a member of the group's Board of Directors from 2006-08.
- Meekins also served on the Texas High School Coaches Association Board of Directors from 2009-12.

#### The Meekins File

Hometown . . . . . Shepherd, Texas  
 College . . . . . Sam Houston State, 1990  
 Family . . . . . wife, DeAnna  
 daughters, Courtney & Madison

#### Coaching History

2015-present . . . . . Houston  
*Tight Ends, Fullbacks*  
 2004-14 . . . . . Spring Westfield (Texas)  
*Head Coach*  
 2000-03 . . . . . Spring Westfield (Texas)  
*Assistant Head Coach*  
*Offensive Coordinator*  
 1998-99 . . . . . Carrollton Newman Smith (Texas)  
*Offensive Coordinator*  
 1990-97 . . . . . Deer Park (Texas)  
*Assistant Coach*

#### Bowls Coached (1)

2015 Chick-fil-A Peach . . . . . Houston

2016 SEASON

COACHING STAFF

THE COUGARS

SEASON REVIEW

BOWL HISTORY





## ASSISTANT COACHES

2016 SEASON

COACHING STAFF

THE COUGARS

SEASON REVIEW

BOWL HISTORY



### KENITH POPE

RUNNING BACKS | SECOND SEASON

#### The Pope File

Hometown . . . . . Galveston, Texas  
College . . . . . Oklahoma, 1976  
Family . . . . . wife, Pam  
godchildren, Jordan,  
Geneva "Roni" & Shaina

#### Coaching History

2015-present . . . . . Houston  
*Running Backs*  
2014 . . . . . Incarnate Word  
*Outside Linebackers*  
2009-13 . . . . . Iowa State  
*Running Backs*  
2008 . . . . . UNLV  
*Running Backs*  
2006-07 . . . . . Texas A&M  
*Assistant Head Coach*  
*Running Backs*  
2003-05 . . . . . Texas A&M  
*Assistant Head Coach*  
*Wide Receivers*  
2001-02 . . . . . Alabama  
*Assistant Head Coach*  
*Wide Receivers*  
1998-2000 . . . . . TCU  
*Wide Receivers*  
1995-97 . . . . . Oklahoma  
*Defensive Ends*  
1991-94 . . . . . Mississippi State  
*Linebackers*  
1987-90 . . . . . Oklahoma State  
*Defensive Ends*  
1981-86 . . . . . SMU  
*Wide Receivers*  
1979-80 . . . . . Lamar  
*Outside Linebackers, Kickers*

#### Bowls Coached (19)

2015 Chick-fil-A Peach . . . Houston  
2012 Liberty . . . . . Iowa State  
2011 Pinstripe . . . . . Iowa State  
2009 Insight . . . . . Iowa State  
2007 Alamo . . . . . Texas A&M  
2006 Holiday . . . . . Texas A&M  
2005 Cotton . . . . . Texas A&M  
2001 Independence . . . . . Alabama  
2000 Mobile . . . . . TCU  
1999 Mobile . . . . . TCU  
1998 Sun . . . . . TCU  
1994 Peach . . . . . Mississippi State  
1992 Peach . . . . . Mississippi State  
1991 Liberty . . . . . Mississippi State  
1988 Holiday . . . . . Oklahoma State  
1987 Sun . . . . . Oklahoma State  
1984 Aloha . . . . . SMU  
1983 Sun . . . . . SMU  
1982 Cotton . . . . . SMU

#### Coaching Accomplishments

• Kenith Pope was named running backs coach at Houston on Jan. 9, 2015.

• Well-known and a highly respected veteran in the coaching profession, Pope has 37 years of coaching experience on the collegiate level, including three seasons as Tom Herman's running backs coach at Iowa State. He is a veteran of 19 bowl games during his coaching career.

• He has mentored 19 players who have gone on to the NFL including Jorvorskie Lane who holds the school record for career rushing touchdowns (49) at Texas A&M. He also recruited Super Bowl champion Joseph "Red" Bryant. Pope has played and coached for some of the biggest names in college football history, including Barry Switzer at Oklahoma, Jackie Sherrill at Mississippi State, Howard Schnellenberger at OU and Dennis Franchione at TCU, Alabama and Texas A&M.

• In his first season at Houston, Pope coached a group that helped lead Houston to the 13th-best rushing attack in the nation, averaging 235.8 yards per game, while Kenneth Farrow earned postseason honors from *The American*. Pope successfully navigated a season-ending loss to Ryan Jackson and late-season injuries to Farrow by converting cornerback Brandon Wilson into a backfield threat in just four days, as the shifty speedster ran for 111 yards and two touchdowns in Houston's showdown vs. Navy before running for 70 yards vs. Temple in *The American* Championship.

• Prior to his time at Houston, Pope completed a successful five-year stretch at Iowa State with proven results from his Cyclone running backs before serving one year as outside linebackers coach at Incarnate Word.

• In 2009, his first fall at Iowa State, running back Alexander Robinson became the 12th Cyclone back to reach 1,000 yards rushing (1,058) and ranked third in the Big 12. Robinson dodged injuries in 2010 but still managed to tally nearly 1,000 rushing yards. He finished his career with 3,309 rushing yards, ranking fourth in Iowa State history. His all-purpose yards total of 4,114 yards ranks third.

• With Robinson having graduated, Pope's focus was on Iowa State sophomores James White and Shontrelle Johnson in 2011. White made a big splash, earning Honorable Mention All-Big 12 honors by rushing 743 yards on 159 carries and eight touchdowns. Johnson racked up 51 carries for 247 yards before a season-ending injury in the fourth game of the season. Fullback Jeff Woody rushed for 381 yards on 90 carries and six touchdowns, including the game-winning jaunt for the touchdown that gave the Cyclones a 37-31 victory in the second overtime against No. 2 Oklahoma State.

• Pope coached at UNLV in 2008 after five years as the assistant head coach at Texas A&M. He previously oversaw the Aggie running backs his last two seasons in College Station, Texas and tutored the Aggies' wide receivers in the 2003, 2004 and 2005 campaigns. During Pope's time at Texas A&M, he was a part of a staff that recruited five classes ranked in the top 20 nationally, including three among the top 10. Texas A&M played in the 2005 Cotton Bowl, the 2006 Holiday Bowl and the 2007 Alamo Bowl during Pope's tenure in College Station, Texas.

• Prior to his time at Texas A&M, Pope served as assistant head coach/receivers coach at Alabama in 2001-02, where at one point, the Crimson Tide won 14 of 17 games. In 2002, Alabama posted a 10-3 record, the best mark in the SEC West. The Tide was second in the conference in total offense that season with Pope serving as assistant head coach and wide receivers coach.

• At TCU (from 1998-2000), Pope was on the coaching staff that produced a 25-11 record after being 1-10 in 1997 as the Horned Frogs claimed back-to-back WAC Championships and climbed into the AP Top 25 for the first time in 40 years.

• Pope also coached at Oklahoma (1995-97), Mississippi State (1991-94), Oklahoma State (1987-90), SMU (1981-86) and Lamar (1979-80).

• A defensive back at Oklahoma, Pope earned his bachelor's degree from the school in 1976. During his Sooner playing career, OU went 29-5-1 and won two straight Sugar Bowls. His senior season, Oklahoma went 10-0-1, won the Big Eight championship and Pope played in the Blue-Gray Classic and the American Bowl. He was a ninth-round choice by the Oakland Raiders in the 1974 NFL draft and played that season with the New England Patriots.

#### PROMINENT PUPILS

- Kenneth Farrow (Houston), Chargers  
2015 *The American*
- Chris Alexander (Texas A&M)  
2007 *All-Big 12*; 2006 *All-Big 12*
- Jorvorskie Lane (Texas A&M), Buccaneers  
2006 *All-Big 12*
- Terrence Murphy (Texas A&M)  
2004 *All-Big 12*; 2003 *All-Big 12*
- Cedric Jones (Oklahoma)  
1995 *All-American*; 1995 *All-Big 12*
- Dwayne Curry (Mississippi State)  
1994 *All-SEC*
- Juan Long (Mississippi State)  
1993 *All-SEC*
- Daniel Boyd (Mississippi State)  
1992 *All-SEC*
- Marc Woodard (Mississippi State)  
1992 *All-SEC*
- Jason Gildon (Oklahoma State)  
*NFL Pro Bowler*
- Ron Morris (SMU)  
1986 *All-SWC*



## ASSISTANT COACHES



### DEREK WAREHIME

OFFENSIVE LINE | SECOND SEASON

#### Coaching Accomplishments

- Derek Warehime was named offensive line coach at Houston on Feb. 9, 2015.

- In his first season at Houston, Warehime oversaw a line that despite being forced to use 11 different lineups in 14 games due to injuries, led a team that finished the regular season ranked 13th nationally in rushing offense with 235.8 yards per game. Under Warehime's leadership, Alex Cooper, who started at three different positions along the line, and Will Noble, a true freshman with his redshirt ripped off in the sixth game of the season, received season honors from *The American*. The two were part of a group that lost three starters to season-ending injuries and endured a total of 34 games lost due to injuries.

- Warehime joined the Houston staff after three seasons with New Mexico as the Lobos' tight ends coach, adding the title of run game coordinator in his final season. In all three seasons with Warehime on staff, the New Mexico offense finished fifth or better in rushing nationally each year.

- With Warehime serving as the run game coordinator in 2014, New Mexico finished the year ranked fourth nationally in rushing with an average of 310.4 yards per game on the ground. Along with its power on the ground, New Mexico also ranked fourth nationally with just 11 sacks given up on the year.

- Warehime was integral to the offensive line blocking schemes, as the unit paved the way for a 308 yard average per game rushing in 2013 to rank fourth in the nation and lead the Mountain West. It was the second straight season the Lobos ranked in the top five in the country in rushing. Warehime's tight ends also became a bigger part in the passing game in 2013. After the unit recorded nine receptions for 116 yards in 2012, it had 13 catches for 279 yards in '13.

- The Choctaw, Okla., native helped UNM become the most improved rushing team in the country from 2011 to 2012. After finishing 103rd in the nation in rushing in 2011, the Lobos finished No. 5 in 2012 with an average of 301.3 yards per game. Warehime's tight end Lucas Reed earned an invitation to the East-West Shrine Game for collegiate all-stars in January, 2013.

- With Warehime in charge of the Sam Houston State offensive line, SHSU had the No. 6 rushing offense in the Football Championship Subdivision in 2011, averaging 255.9 yards per game, en route to the FCS National Championship. The Bearkats had averaged nearly 40 points per game. Tim Flanders ranked 17th in the Football Championship Subdivision with 1,644 yards, and teammate Richard Sincere added 979. Quarterback Brian Bell threw for 2,069 yards. Center Travis Watson and offensive tackle Chris Crockett earned 2011 *Sports Network/Fathead.com* All-America honors under Warehime's tutelage.

- In Warehime's first season, the Kats led the Southland Conference in rushing offense and had three players earn All-League honors. Running back Tim Flanders was named as the Southland's Newcomer of the Year.

- Warehime worked two seasons as offensive line and tight ends coach and strength and conditioning coordinator at the University of Arkansas at Monticello. He was the Boll Weevils' offensive coordinator in 2009. UAM led the Gulf South Conference in total offense (499.3 yards per game) and rushing offense (244.4). UAM quarterback Scott Buisson was 2008 GSC Player of the Year, and Joe Wilson and Jon Meadows earned All-GSC honors as offensive linemen.

- Warehime spent two seasons as a graduate assistant at Rice from 2006-07. He worked with the offensive line and served as the team's assistant video coordinator. The Owls made their first postseason appearance in 45 years at the New Orleans bowl, were runners-up in the Conference USA West Division and set 40 offensive school records.

- Warehime spent the 2005 season at his alma mater where he was a student assistant with the offensive line. The Golden Hurricane won the 2005 Conference USA football championship and defeated Fresno State in the Liberty Bowl.

- Warehime started 34 games as center for Tulsa (2001-04). He played on Tulsa's 7-4 Humanitarian Bowl squad in 2003 and was named as a First-Team All-Western Athletic Conference selection his senior year in 2004.

- Warehime is a 2006 graduate of Tulsa with a bachelor's degree in history and education. Warehime played high school football at Choctaw High School in Midwest City, Okla.

#### Prominent Pupils

- Alex Cooper (Houston), Bengals  
*2015 The American*
- Will Noble (Houston)  
*2015 Freshman All-American; 2015 The American*
- Chris Crockett (Sam Houston State)  
*2011 All-American; 2011 All-Southland*
- Travis Watson (Sam Houston State)  
*2011 All-American; 2011 All-Southland*
- Joe Wilson (Arkansas-Monticello)  
*2008 All-Gulf South Conference*
- Jon Meadows (Arkansas-Monticello)  
*2008 All-Gulf South Conference*

#### The Warehime File

Hometown . . . . . Choctaw, Okla.  
College . . . . . Tulsa, 2006  
Family . . . . . wife, Kelly  
daughters, Kaysen & Kylee  
son, Miller Hayes

#### Coaching History

2015-present . . . . . Houston  
*Offensive Line*  
2014 . . . . . New Mexico  
*Run Game Coordinator,  
Special Teams Coordinator,  
Tight Ends*  
2012-13 . . . . . New Mexico  
*Tight Ends*  
2010-11. . . . . Sam Houston State  
*Offensive Line*  
2009 . . . . . Arkansas-Monticello  
*Offensive Coordinator*  
2008 . . . . . Arkansas-Monticello  
*Offensive Line, Tight Ends*  
2006-07 . . . . . Rice  
*Graduate Assistant*  
2005 . . . . . Tulsa  
*Offensive Student Assistant*

#### Bowls Coached (3)

2015 Chick-fil-A Peach . . . . Houston  
2006 New Orleans . . . . . Rice  
2005 Liberty . . . . . Tulsa

#### Bowls Played (1)

2003 Humanitarian . . . . . Tulsa

2016 SEASON

COACHING STAFF

THE COUGARS

SEASON REVIEW

BOWL HISTORY





## SUPPORT STAFF

2016 SEASON

COACHING STAFF

THE COUGARS

SEASON REVIEW

BOWL HISTORY



### YANCY MCKNIGHT

DIRECTOR FOR FOOTBALL SPORTS PERFORMANCE | SECOND SEASON

#### The Word on McKnight

• Yancy McKnight was named director for football sports performance at Houston on Jan. 8, 2015, after serving six seasons as director of strength & conditioning at Iowa State.

• While at Iowa State, McKnight helped mentor seven Cyclones who played in the NFL (Reggie Stephens, David Sims, Leonard Johnson, Kelechi Osemele, A.J. Klein, Jake Knott, Jeremiah George) and improved the Cyclones' strength and conditioning by leaps and bounds as ISU participated in three bowls during his time in Ames.

• Besides Paul Rhoads, McKnight has worked under some of football's most successful and innovative coaches, including Les Miles of LSU, Todd Graham of Arizona State and David Bailiff of Rice.

• Other NFL players who have worked under McKnight's eye include: Kevin Williams, Antonio Smith, Billy Bajema, Charlie Johnson, James Casey, Andrew Sendejo, Jarrett Dillard and Tramon Williams.

• McKnight worked at Rice (2006-08) prior to his arrival at Iowa State. McKnight's guidance in the weight room was credited by the players as a key component in the Owls' magical run to a bowl game in 2006. In 2008, Rice posted one of its best seasons in school history, compiling a 10-3 mark, including a 38-14 win over Western Michigan in the Texas Bowl.

• McKnight is a member of the National Strength and Conditioning Association (NSCA), and is a certified strength and conditioning specialist (CSCS), a certified strength and conditioning coach (SCCC), and a USA Weightlifting Level I certified coach.

• McKnight was a Division II All-American on the offensive line at Missouri Southern, earning his degree from the school in 2001. He was inducted into the Missouri Southern Athletics Hall of Fame in 2013.

#### The McKnight File

Hometown . . . . . Joplin, Mo.  
College . . . . . Missouri Southern, 2001  
Family . . . . . wife, Lynn  
sons, Brody & Brock



### ROD GRACE

ASSOCIATE DIRECTOR FOR FOOTBALL SPORTS PERFORMANCE | SECOND SEASON

#### The Word on Grace

• Rod Grace was named associate director for football sports performance at Houston in January, 2015, after serving one year as associate director of strength and conditioning at USF.

• While at USF, Grace assisted with the year round strength, agility, speed and conditioning of football athletes while designing a plan for track and field athletes.

• Prior to his time at USF, Grace spent one year at Iowa State as the program's strength and conditioning graduate assistant, working with the Cyclone Football program.

• Grace also spent two years as a strength and conditioning graduate assistant at Tennessee State University.

• Grace received start in the strength and conditioning world as a student assistant at Tennessee-Martin before a year-long internship at the Georgia Tech.

• A native of Jackson, Miss., Grace earned a bachelor's of education in university studies at Tennessee-Martin before earning a masters of arts in education at Tennessee State.

• A team captain while a student-athlete at Tennessee-Martin, Grace was named to the 2008 Ohio Valley Conference All-Conference Team.

#### The Grace File

Hometown . . . . . Jackson, Miss.  
College . . . . . Tennessee-Martin, 2009



### RYAN DEATRICK

ASSISTANT DIRECTOR FOR FOOTBALL SPORTS PERFORMANCE | SECOND SEASON

#### The Word on Deatruck

• Ryan Deatruck was named assistant director for football sports performance at Houston in March, 2015, after serving one year as assistant strength and conditioning coach at South Dakota.

• While at South Dakota, Deatruck implemented and monitored speed, strength and conditioning programs for football, men's basketball and softball. He monitored and designed a systematic road-trip recovery protocol for the men's basketball program, including the purchase of six pairs of Revitapump recovery boots, an inflatable cold tub, year-round post-practice ready-to-drink protein shakes and the implementation of the program's between-meals snack system.

• Deatruck was named to South Dakota's full-time staff after one year as a graduate assistant strength and conditioning coach. During his graduate assistant season, Deatruck implemented and monitored speed, strength, and conditioning programs for football, men's basketball, women's basketball, women's soccer, men's and women's swimming and diving, softball, and men's and women's golf.

• Deatruck spent the spring semester of 2014 serving as an intern with Iowa State's football strength and conditioning staff where he managed the daily operations and maintenance of the weight room.

• Deatruck also served an internship with Waukee Senior High School strength and conditioning after playing football at Southwest Baptist University and Simpson College.

#### The Deatruck File

Hometown . . . . . Des Moines, Iowa  
College . . . . . Simpson College, 2013



## SUPPORT STAFF

2016 SEASON

COACHING STAFF

THE COUGARS

SEASON REVIEW

BOWL HISTORY



### CHRIS CAMPBELL

ASSISTANT DIRECTOR FOR FOOTBALL SPORTS PERFORMANCE | SECOND SEASON

#### The Word on Campbell

• Chris Campbell was named assistant director for football sports performance at Houston in June, 2015, after serving two years as an assistant strength and conditioning coach at Louisiana-Lafayette.

• While at Louisiana-Lafayette, Campbell assisted with football, volleyball and men's basketball while serving as the lead strength and conditioning contact for men's tennis and track & field sprinters.

• Campbell was named to Louisiana-Lafayette's full-time staff after two years as a student intern strength and conditioning coach at Iowa State. During his time in Ames, Iowa, Campbell assisted in the speed and strength & conditioning programs for the Cyclones football student-athletes.

• A preferred walk-on receiver at Iowa State, Campbell was a three-time All-State performer at Washington High School.

#### The Campbell File

Hometown . . . . . Cherokee, Iowa  
College . . . . . Iowa State, 2013



### FERNANDO LOVO

ASSISTANT ATHLETICS DIRECTOR FOR FOOTBALL OPERATIONS | SECOND SEASON

#### The Word on Lovo

• Fernando Lovo was named Houston's assistant athletics director for football operations in January of 2015. In his role, Lovo works directly with Houston's strength, sports medicine, football video, equipment, and administrative assistant staffs. He serves as a liaison with athletics communications, athletics administration, marketing, development, academics, game day operations and the athletics business office.

• Prior to his time with the Buckeyes, Lovo was a member of the Florida football program for five years as a football operations assistant from 2008-11 and a student manager for the Gators from 2007-08. Lovo earned a bachelor's degree in political science with a minor in business at Florida in 2010 before earning his master's degree in sports management at the school in 2012.

• Lovo arrived in Houston after three seasons at Ohio State University where he served as the program's football operations coordinator.

#### The Lovo File

Hometown . . . . . New Orleans, La.  
College . . . . . Florida, 2010  
Family . . . . . wife, Jordan



### TORY TEYKL

DIRECTOR FOR INTERNAL OPERATIONS | SEVENTH SEASON

#### The Word on Teykl

• Tory Teykl was named director of internal operations in January, 2015, after spending the 2014 season as director of football operations for the University of Houston Football program. Teykl spent the 2013 season as the program's associate director of football operations, her first as a member of the UH football staff after spending four years in the marketing department as director for marketing and promotions.

• Throughout the completion of her graduate degree at Texas A&M, she worked for the Bryan/College Station Convention and Visitors Bureau where she was a sports assistant while simultaneously holding a position with the Texas A&M Football program as a recruiting assistant.

• The Rosenberg, Texas, native was heavily involved in all aspects of the program's operations throughout the 2013 season including assisting with team travel, the daily operations of the program, and taking the lead on all operational efforts in Houston's visit to the 2014 BBVA Compass Bowl.

• Upon completion of her master's degree, Teykl served two years as the assistant director for Marketing and Promotions at UH and worked with volleyball, soccer, men's and women's basketball, tennis and baseball. In 2011, Teykl was named director for marketing and promotions. She worked closely with the associate director for marketing and promotions to facilitate the day to day operations for the marketing department and also served as the representative for football, swimming and diving, track and field and softball.

#### The Teykl File

Hometown . . . . . Rosenberg, Texas  
College . . . . . Texas A&M, 2007





## SUPPORT STAFF

2016 SEASON

COACHING STAFF

THE COUGARS

SEASON REVIEW

BOWL HISTORY



### EDWARD JONES II

DIRECTOR OF HIGH SCHOOL RELATIONS & PLAYER DEVELOPMENT | FIRST SEASON

#### The Word on Jones

• Edward Jones II joined the Houston Football program in March of 2016, serving as the program's director of high school relations & player development.

• Prior to his time at Fort Bend, he spent three years at Cypress Lakes High School, coaching the program's safeties and teaching world geography.

• A University of Houston graduate, Jones joined the UH program after three years at Fort Bend Hightower High School where he served as the Hurricanes wide receivers coach while teaching world geography. While at Fort Bend, Jones was part of a staff that won three straight district championships. In addition to his coaching and teaching duties, Jones also served as the program's recruiting coordinator, academic coordinator and social media director.

#### The Jones File

Hometown . . . . . Houston, Texas  
College . . . . . Houston, 2009  
Family . . . . . wife, LeCretia



### DEREK CHANG

DIRECTOR OF FOOTBALL RECRUITING | FIRST SEASON

#### The Word on Chang

• Derek Chang joined the Houston Football program in March of 2016, serving as the program's director of football recruiting.

• Chang arrived in Houston after 19 months as a segment producer with the Longhorn Network. Prior to his time in Austin, Chang spent two seasons with Herman as a member of the Ohio State Football staff in a football recruiting assistant role. During his time in Columbus, Chang was part of a department that signed the nation's top three recruiting class in both 2013 and 2014.

• Prior to Ohio State, Chang spent eight years with ESPN as a member of the world-wide leader's production department, earning three Sports Emmy Awards in that time.

#### The Chang File

Hometown . . . . . Houston, Texas  
College . . . . . Texas, 2004  
Wife . . . . . wife, Brenda



### TORI MAGERS

ASSOCIATE DIRECTOR OF FOOTBALL OPERATIONS | FIRST SEASON

#### The Word on Magers

• Tori Magers joined the Houston Football program as associate director of football operations in spring of 2016.

• Magers arrived in Houston after four years with the Ohio State Football office, the first three as a front office student administrative assistant and the final year as a program assistant. In her final role in Columbus, Magers organized the Ohio State Football camps and special events among other duties.

• Magers graduated from Ohio State in the spring of 2015 with a Bachelor's of Education & Human Ecology.

#### The Magers File

Hometown . . . . . Perrysburg, Ohio  
College . . . . . Ohio State, 2015



## SUPPORT STAFF

2016 SEASON

COACHING STAFF

THE COUGARS

SEASON REVIEW

BOWL HISTORY



### ALEX BROWN

ASSISTANT DIRECTOR FOR RECRUITING | SECOND SEASON

#### The Word on Brown

- Alex Brown is in his second season at Houston and in his first as an assistant director of recruiting after spending one season as a football recruiting assistant.
- Prior to his time in Houston, Brown spent four years as the head central scout for Optimum Scouting where he graded NFL Draft prospects via film study, play charting and statistical analysis.
- Brown also has stints with the NFL Network (NFL Draft research assistant), USA Football (national team writer) and Grace Prep Academy (assistant football coach) to his credit.

#### The Brown File

Hometown . . . . . Arlington, Texas  
College . . . . . Texas-Arlington, 2014



### GRACE MUSCARELLO

ASSISTANT DIRECTOR FOR RECRUITING | SECOND SEASON

#### The Word on Muscarello

- Grace Muscarello is in her second season at Houston as the assistant director for recruiting after spending one year as a marketing and events intern at Lone Star Sports and Entertainment and the Houston Texans.
- In her role with Lone Star Sports and Entertainment and the Houston Texans, Muscarello assisted in the coordination of event logistics, sponsor fulfillment and marketing efforts for events at NRG Stadium, including both professional and collegiate games with over 70,000 fans in attendance
- She created and distributed a weekly College Football E-Newsletter using CRM, growing the organization's database by 50 percent in just five months.

- A graduate of Texas A&M, Muscarello spent two years as a student recruiting assistant for the Aggies football program, managing the program's recruiting database.
- She was also a 2013 intern for the Texas Bowl, assisting the director of operations in the logistics of the Houston-based bowl.

#### The Muscarello File

Hometown . . . . . Houston, Texas  
College . . . . . Texas A&M, 2014



### JAMES CASEY

OFFENSIVE FOOTBALL ANALYST | FIRST SEASON

#### The Word on Casey

- James Casey joined the Houston Football program as a offensive football analyst in January of 2016 following a seven-year career in the NFL.
- An All-American tight end at Rice, Casey was drafted in the fifth round of the 2009 NFL Draft by the Houston Texans, and spent four season with the team, at both tight end and fullback. He later spent two seasons with the Philadelphia Eagles and one with the Denver Broncos.

- In just two seasons with Rice (2007-08), Casey set three program records (receptions in a season, receiving yards in a game and a season) en route to earning Freshman All-America honors in 2007 and first team All-Conference USA honors in 2008. He was also named a CoSIDA Academic All-American in 2008 and received Rice's James W. Glanville Award, presented annually to the player who has achieved excellence in athletics, academics and integrity.
- Prior to his time at Rice, Casey was drafted by the Chicago White Sox in the seventh round of the 2003 MLB Draft and spent three years with organization.

#### The Casey File

Hometown . . . . . Fort Worth, Texas  
College . . . . . Rice, 2008  
Family . . . . . wife, Kylie  
sons, Knox and Cannon





## SUPPORT STAFF

2016 SEASON

COACHING STAFF

THE COUGARS

SEASON REVIEW

BOWL HISTORY



### THOMAS DUNSON

DEFENSIVE FOOTBALL ANALYST | SECOND SEASON


#### The Word on Dunson

- Thomas Dunson joined the Houston program as a defensive football analyst in the spring of 2015 after serving six seasons as an assistant football coach and head strength coach at North Shore High School in the Galena Park school district.
- Dunson was an offensive graduate assistant, working with the quarterbacks and tight ends, during the 2008 season at Utah State. He also assisted with the Aggies' special teams during his year in Logan, Utah.
- The Houston native spent the 2007 season at Rice as an assistant director of football operations and special assistant to the defensive coordinator.

- Dunson spent three seasons (2004-2006) at North Texas, his last as an offensive assistant with the tight ends group. His first two seasons were spent as a defensive graduate assistant working with the Mean Green's secondary.
- The two-year letterman (1998-99) at LSU started his career as defensive coordinator in 2001 at University High.

#### The Dunson File

Hometown . . . . . Houston, Texas  
 College . . . . . LSU, 2003  
 Family . . . . . wife, Vanessa  
 daughter, Mary Ella



### CHARLIE REEVE

SPECIAL TEAMS FOOTBALL ANALYST | FIRST SEASON

#### The Word on Reeve

- Charlie Reeve joined the Houston Football program as a special teams football analyst in the spring of 2016 after four seasons as an assistant coach for tight ends at UTSA.
- In Reeve's four seasons with the Roadrunners, he mentored UTSA's first NFL Draft pick in program history as tight end David Morgan was selected in the sixth round of the 2016 NFL Draft by the Minnesota Vikings. Morgan also earned second-team All-America honors from *USA Today* after recording 45 receptions for 566 yards (12.6 avg.) and a program single-season record five touchdowns while grading out as one of the top blocking tight ends in the country.
- Morgan was one two Reeve's pupils to earn All-Conference honors in his four years in San Antonio as Cole Hubble earned honorable mention all-conference honors in 2012 and 2013.

- Prior to his time at UTSA, Reeve spent one season at Odessa Permian High School as a wide receivers coach and five years at Texas State, the first four as an assistant coach and the final year as director of operations including two months as interim head coach.
- Reeve also spent one season as a graduate assistant at Rice, one season each at Cuero High School and Bay City High School as an assistant coach and two seasons at Texas State as a student assistant coach.
- Reeve was a record-setting quarterback at Pearl River (Miss.) Community College from 2000-01. He led the nation in passing and total offense en route to earning first-team NJCAA All-American and Region XIII Player of the Year honors as a sophomore in 2001.

#### The Reeve File

Hometown . . . . . Victoria, Texas  
 College . . . . . Texas State, 2004  
 Family . . . . . wife, Courtney  
 sons, Ryder, Bear and Jase



### KENNY GUITON

OFFENSIVE GRADUATE ASSISTANT | SECOND SEASON

#### The Word on Guiton

- Kenny Guiton joined the Houston Football program as an offensive graduate assistant in March, 2012
- The Houston native and former quarterback spent four years as a member of Ohio State's program. He saw action in 22 total games with two starts in his senior season. In eight appearances for the Buckeyes in 2013, Guiton completed nearly 69 percent of his passes, accounting for 14 passing touchdowns to just two interceptions. He also ran for five touchdowns.
- In relief of Braxton Miller in 2012, Guiton either finished off a touchdown drive started by Miller or led the Buckeyes on a touchdown drive in eight of his 15 series at quarterback.

- Following the completion of his Ohio State career, Guiton was invited to Buffalo Bills camp before joining LA Kiss of the Arena Football League.

#### The Guiton File

Hometown . . . . . Houston, Texas  
 College . . . . . Ohio State, 2013  
 Family . . . . . son, Jordan



## SUPPORT STAFF

2016 SEASON

COACHING STAFF

THE COUGARS

SEASON REVIEW

BOWL HISTORY



### C.J. IRVIN

OFFENSIVE GRADUATE ASSISTANT | FIRST SEASON

#### The Word on Irvin

- C.J. Irvin joined the Houston Football program as an offensive graduate assistant in spring of 2016.
- The Manteno, Ill., native arrived in Houston after graduating from Illinois State in December of 2015 with a Bachelor's of Science in Kinesiology/Physical Education. He was a member of the Dean's List for three consecutive years (2013-15) and received the 2014 Missouri Valley Conference Commissioners Academic Excellence Award.
- While at Illinois State, Irvin served as an undergraduate offensive assistant coach for two years after a career-ending foot injury. During his time at Illinois State, the Redbirds advanced to the 2014 FCS National Championship and the 2015 FCS quarterfinals.

#### The Irvin File

Hometown . . . . . Manteno, Ill.  
College . . . . . Illinois State, 2015



### DAN CARREL

DEFENSIVE GRADUATE ASSISTANT | SECOND SEASON

#### The Word on Carrel

- Dan Carrel joined the Houston staff as a defensive graduate assistant prior to the 2015 season after serving one season in the same position at Kentucky, working the Wildcat linebackers.
- Carrel spent the 2013 season as an offensive graduate assistant at Ohio State, assisting the Buckeyes' offensive line. In his lone season in Columbus, Ohio State played in the Big Ten Championship and the 2014 Orange Bowl.
- The two-year letterman at West Liberty spent the 2012 season at his alma mater as a defensive graduate assistant after starting his career as a strength and conditioning intern at South Carolina.

#### The Carrel File

Hometown . . . . . Flushing, Ohio  
College . . . . . West Liberty, 2011



### ROOSEVELT MAGGITT

DEFENSIVE GRADUATE ASSISTANT | SECOND SEASON

#### The Word on Maggitt

- Roosevelt Maggitt joined the University of Houston in August, 2015 as a Sports & Performance intern before moving to his current role of defensive graduate assistant in March, 2016.
- While at Iowa State, Maggitt earned All-Big 12 honorable mention honors in 2012 after finishing the season with 33 tackles including a team high 7.5 for loss. A two-year starter, he had
- Prior to arriving in Houston, Maggitt spent one season at Blinn Junior College as an assistant coach for the defensive line and strength & conditioning.
- He also spent the 2013 season as linebackers coach at North Dakota State College of Science following a four-year career as a defensive end at Iowa State.

#### The Maggitt File

Hometown . . . . . Riviera, Fla.  
College . . . . . Iowa State, 2012





## SUPPORT STAFF

2016 SEASON

COACHING STAFF

THE COUGARS

SEASON REVIEW

BOWL HISTORY



### ALEX NEDERHOFF

DIRECTOR OF FOOTBALL VIDEO | SECOND SEASON

#### The Word on Nederhoff

- Alex Nederhoff enters his second season with the Houston Football program, serving as the program's director of football video.
- Nederhoff joined the Houston staff after two seasons as New Mexico State's video coordinator, where he received the 2013 Independent Conference Video Coordinator of the Year Award.
- Nederhoff opened his career as a football operations intern as a student at Northern Iowa before being named video coordinator for his final two seasons with the Panthers.

#### The Nederhoff File

Hometown . . . . . Wellsburg, Iowa  
 College . . . . . Northern Iowa, 2011  
 Family . . . . . wife, Elizabeth



### MIKE O'SHEA

HEAD ATHLETICS TRAINER | 24TH SEASON

#### The Word on O'Shea

- Mike O'Shea in his 24th season as the head athletics trainer at Houston. Widely regarded as one of the top collegiate trainers in the country, O'Shea oversees the training room operations for football and all Houston student-athletes.
- O'Shea received the Excellence in Athletic Training Award from the Southwest Athletic Trainers Association in July of 2013 for his life-saving actions when D.J. Hayden suffered a tear of the inferior vena cava during an early November practice.
- In 2010, O'Shea received the Most Distinguished Athletics Trainer Award from the Southwest Athletic Trainers Association and the group's 2007 College and University Athletics Trainer of the Year Award.
- The 2008 Bill Yeoman Special Contributions Award winner, O'Shea was named the National Athletic Trainers Association's Most Distinguished Athletics Trainer in 2005. O'Shea was also awarded the 1999 Professional Football Athletic Trainer Society's Distinguished Alumni Award.
- Prior to UH, O'Shea served as the head trainer at Louisville (1985-93), as a trainer at Miami (1979-85) and as a trainer for the Baltimore Colts.
- O'Shea began his career as a student assistant at Blinn College before moving to Texas and later Kent State. O'Shea served four years in the U.S. Air Force and served as the head trainer for the United States AAU Track and Field teams that traveled to Russia in 1975 and Italy in 1977.
- In 1981, O'Shea authored *The History and Development of the National Athletic Trainers Association*.
- O'Shea and his wife, Annette, have two children, Chad and Julie. Chad, a grad of UH and wide receivers coach for the New England Patriots, and his wife, Melissa, have three children, Claire, Grace and Michael. Julie, married to Tobie Holmes, also a UH graduate, is an educational diagnostician with Fort Bend ISD and has one daughter, Shea.

#### The O'Shea File

Hometown . . . . . Brenham, Texas  
 College . . . . . Texas, 1968  
                     Kent State, 1974  
 Family . . . . . wife, Annette  
                     son Chad, daughter Julie



### HIDEYUKI OKUWA

ASSISTANT ATHLETICS TRAINER | 10TH SEASON

#### The Word on Okuwa

- Hideyuki Okuwa enters his 10th season at the University of Houston and his sixth as an assistant athletics trainer.
- Prior to joining the staff full-time, Okuwa served as a graduate assistant athletics trainer at Houston from July 2007 to January 2010, overseeing the efforts of women's basketball and men's and women's cross country and track and field.
- Okuwa gained experience during his undergraduate days as he worked as a student athletics trainer with Indiana State's football team from 2004 to 2006, while assisting in some capacity with eight other intercollegiate sports on campus. He also served a few off-campus roles as an athletics trainer at Terre Haute South High School and Rose-Hulman Institute of Technology in Indiana from 2005 to 2006.
- A native of Japan, Okuwa earned his undergraduate degree from Indiana State in 2007 in athletic training and went on to receive his Master's degree from Houston in 2009 in sports and fitness administration.

#### The Okuwa File

Hometown . . . . . Japan  
 College . . . . . Indiana State, 2007  
                     Houston, 2009



## DANIEL REEVES

ASSISTANT ATHLETICS DIRECTOR FOR EQUIPMENT OPERATIONS | THIRD SEASON

### The Word on Reeves

• Daniel Reeves joined the University of Houston as assistant athletics director for equipment operations in August 2014. In that role, he manages the daily workings with Nike and supervise a staff that handles all 17 intercollegiate sports at Houston.

• Reeves joined Houston after spending three seasons as assistant football equipment manager at Arkansas. He joined the Razorbacks in August 2010, working with the program's Olympic sports.

• From 2008 to 2010, Reeves served as an equipment manager at San Diego State, working with the Football, Women's Golf, Water Polo and Softball programs.

• Reeves also has a variety of international and NFL experience under his belt. He served from 2006 to 2008 as a seasonal intern with the NFL's San Diego Chargers. Reeves joined NFL Europe's Cologne Centurions as an assistant manager in 2006 and was promoted to head manager in 2007.

• Reeves worked as an undergraduate at Kentucky from 2000 to 2005, receiving his bachelor's degree in kinesiology with a minor in business in 2005. Following his graduation, he worked as an intern for the NFL's Miami Dolphins.

### The Reeves File

Hometown . . . . . Lexington, Ky.  
College . . . . . Kentucky, 2005  
Family . . . . . wife, Leslie



## TRAVIS SIMMONS

ASSISTANT DIRECTOR FOR EQUIPMENT OPERATIONS | THIRD SEASON

### The Word on Simmons

• Travis Simmons joined the University of Houston as an intern in June, 2013 before being promoted to assistant director for equipment operations in August 2014.

• Simmons assists with the daily and gameday operations of the UH athletics equipment room. He oversees the daily set up and take down of the practice fields and helps direct the student equipment managers. He also assists in transporting equipment to and from away games.

• He graduated from ULM with a bachelor's degree in kinesiology in 2013 while working as an equipment manager for the ULM football program. At ULM Simmons assisted in the set up and break down of practice in addition to issuing equipment and laundry.

### The Simmons File

Hometown . . . . . LaPlace, La.  
College . . . . . ULM, 2013  
Family . . . . . wife, Katie  
son, Eli



## ROBYN HARDEWAY

EXECUTIVE ASSISTANT | SECOND SEASON

### The Word on Hardeaway

• Robyn Hardeaway joined the Houston Football program as the program's executive assistant in 2015.

• The Houston alum joined her alma mater after seven years with the Houston Livestock Show and Rodeo, serving as the organization's membership coordinator and executive assistant to the COO and staff coordinator during her tenure.

• Hardeaway's career began as marketing and operations coordinator with International Bank of Commerce. She coordinated marketing initiatives for over 35 branches, while supporting sales managers with organizing promotional events and community outreach programs. Hardeaway also managed special events and facilitated training classes and seminars focused on maintaining customer relationships.

### The Hardeaway File

Hometown . . . . . Houston, Texas  
College . . . . . Houston, 2003



TOM HERMAN  
HEAD COACH

TODD ORLANDO

MAJOR APPLEWHITE

HOUSTON FOOTBALL COACHING STAFF

JASON WASHINGTON

CRAIG NAIVAR

A HISTORY OF WINNING

OSCAR GILES

DARRELL WYATT

KENITH POPE

CORBY MEEKINS

DEREK WAREHIME

57 POSTSEASON VICTORIES

32 CONFERENCE CHAMPIONSHIPS

2 NATIONAL CHAMPIONSHIPS



Tom Herman



# #TOWN TAKEOVER

## THE COUGARS

*The Cougars* ..... 46-75  
*2016 Signing Class* ..... 76-78







## THE COUGARS

2016 SEASON

COACHING STAFF

THE COUGARS

SEASON REVIEW

HISTORY & RECORDS



**9 MATTHEW ADAMS**  
Missouri City, Texas (Hightower HS)



**ILB** | **6-1** | **230** | **Jr.**

Year	G-GS	UT	AT	Total	Loss	Sacks	INT	FF	FR	PBU
2014	13-3	22	18	40	4.5-19	2-13	-	2	-	1
2015	13-3	28	21	49	2.5-15	2-15	-	-	-	-
<b>Career</b>	<b>26-6</b>	<b>50</b>	<b>39</b>	<b>89</b>	<b>7-34</b>	<b>4-28</b>	<b>-</b>	<b>2</b>	<b>-</b>	<b>1</b>

**2015:** Appeared in 13 games while making three starts ... was eighth on the team with 49 tackles ... second on the team with nine special teams tackles, all coming on kickoff coverage ... finished the year with five tackles including one sack in Chick-fil-A Peach Bowl win over Florida State ... led Houston with a career-high 11 tackles in win over Navy ... had 10 tackles and a QBH at UConn ... tallied seven tackles and a half tackle for loss in win over Memphis ... tallied three tackles in win over Cincinnati ... had three tackles in win vs. Vanderbilt ... recorded three tackles and a sack for a loss of six yards in win at UCF ... tallied two tackles in win at Tulane ... recorded three tackles including two solo and one assist vs. Tennessee Tech.

**2014:** One of four true freshmen to see action in all 13 games in the 2014 season ... started at linebacker and recorded five tackles for the Cougars in Houston's comeback victory in the Armed Forces Bowl ... made two starts vs. USF and Tulane at linebacker ... totaled 35 tackles, including 4.5 for a loss of 19 yards ... had two sacks, which ranked 10th in the league, for a loss of 13 yards ... registered four tackles at Cincinnati ... forced a fumble, recorded four tackles, including a sack for a loss of six yards in win at SMU ... tallied a career-high 11 tackles and 2.5 tackles for loss vs. Tulane ... recorded his first career sack for a loss of seven yards at BYU ... appeared as a true freshman vs. UTSA as one of just four true freshmen to make an appearance in the season opener.

**High School:** Three-star recruit by ESPN, Scout and 247Sports ... No. 68 outside linebacker by ESPN ... ranked the No. 69 outside linebacker by Scout ... named to the Houston Chronicle's Top 100 ... named the 2013 District 23-5A Defensive Player of the Year ... named his team's Overall MVP and Defensive MVP as a senior ... named to VYPE Magazine's 2014 Houston Hot 100 ... named to the Houston Touchdown's Club 2013 Preseason All-Greater Houston Team ... named to the District 23-5A First Team as both a junior and a senior ... also named to the 2013 District 23-5A All-Academic Team ... had 96 tackles, including 18 for loss, six forced fumbles and four interceptions as a senior ... also a member of Hightower's basketball program.



**21 CHANCE ALLEN**  
Missouri City, Texas (Oregon)



**WR** | **6-3** | **215** | **Sr.**

Year	G-GS	Rec	Yds	Avg	TD	Long
2015	14-14	56	752	13.4	6	52 vs. Vanderbilt
<b>Career</b>	<b>14-14</b>	<b>56</b>	<b>752</b>	<b>13.4</b>	<b>6</b>	<b>52 vs. Vanderbilt</b>

- 2016 Biletnikoff Award Watch List
- 2016 Athlon Sports Preseason AAC Second Team

**2015:** Started all 14 games for Houston ... tied for team lead and sixth in The American with six touchdown receptions ... second on the team with 56 receptions and 752 yards ... second on the Houston squad with 12 receptions of 20 yards or more ... pulled in both of Houston's touchdown receptions in Chick-fil-A Peach Bowl win over Florida State, finishing the game with four receptions for 59 yards and the two scores ... led the team with three receptions and 35 yards in the win over Temple in the American Athletic Conference Championship game ... had six catches for 34 yards in win over Navy ... totaled a career-high 105 receiving yards on six catches and a score at UConn... had three catches for 27 yards and a touchdown in win over Cincinnati ... totaled 95 yards of receiving on three catches with a long pass of 52 yards in win vs. Vanderbilt ... had five catches for 30 yards in win at UCF ... tallied 69 yards on three receptions and a touchdown in win at Tulane ... totaled a season-best six receptions for 54 yards in win at Tulsa ... recorded his first touchdown as a Cougar and made four catches for 49 yards in a win over Texas State.

**At Oregon:** Pulled in five receptions for 98 yards and one touchdown with action in nine games in 2013 and five games in Oregon's march to the National Championship game in 2014 ... redshirted in 2012.

**High School:** A three-year letterwinner at Fort Bend Elkins under head coach Dennis Brantley ... 5A Texas Region III all-district selection ... finished his prep career with 126 receptions for 1,920 yards and 22 touchdowns ... led the Knights with 52 receptions for 892 yards and 10 touchdowns as a senior ... caught 51 balls for 678 yards and eight TDs as a junior after posting totals of 23 catches, 350 yards and four scores as a sophomore ... also a starting guard on the Knights' basketball team, ranking second on the squad in scoring as both a junior and a senior ... three-star recruit by Rivals, Scout and ESPN.



## THE COUGARS



### 15 LINELL BONNER

Houston, Texas (Dekaney HS)



WR	6-0	202	Jr.
----	-----	-----	-----

Year	G-GS	Rec	Yds	Avg	TD	Long
2013						
2014	0-0	-	-	-	-	-
2015	12-3	25	317	12.7	5	37 vs. UCF
Career	12-3	25	317	12.7	5	37 vs. UCF

• 2014 American Athletic Conference All-Academic Football Team

**2015:** Appeared in 12 games while making three starts at wide receiver for the Cougars ... placed on scholarship prior to the season ... fourth on the Houston team with 25 receptions and 317 yards ... third on the team and ninth in The American with five touchdown receptions ... had one reception for 11 yards in Chick-fil-A Peach Bowl win over Florida State ... completed a pass for 18 yards in the team's win over Temple in the American Athletic Conference Championship game ... totaled a career-high 92 receiving yards on a career-best seven receptions, while tallying two touchdowns in win over Navy ... had five catches for 65 yards and a touchdown in win over Memphis ... totaled 71 yards and a touchdown on five receptions in win at UCF ... recorded his first career touchdown and tallied two receptions for 35 yards in a win at Louisville.

**2014:** Did not receive any game action.

**2013:** Redshirted

### TYUS BOWSER



### 81 TYUS BOWSER

Tyler, Texas (John Tyler HS)



OLB	6-3	240	Sr.
-----	-----	-----	-----

Year	G-GS	UT	AT	Total	Loss	Sacks	INT	FF	FR	PBU
2013	13-1	11	15	26	5.5-38	4.5-35	1-6	1	-	2
2014	13-1	5	8	13	3.5-12	3.0-12	-	-	-	-
2015	14-13	27	23	50	6.5-43	5.5-41	1-8	1	2-0	3
Career	40-15	43	46	89	15.5-93	13-88	2-14	2	2-0	5

• 2016 Butkus Award Watch List

• 2016 Athlon Sports Preseason AAC Fourth Team

**2015:** Started 13 games at outside linebacker ... seventh on the team with 50 tackles ... fourth on the team and 10th in The American with 5.5 sacks ... assisted on a sack to go along with three tackles in Chick-fil-A Peach Bowl win over Florida State ... collected his second career interception in the American Athletic Conference Championship game against Temple ... had two tackles and a half sack in win over Navy ... tallied nine tackles, a half tackle for loss, one PBU and two QBH in win over Memphis ... had six tackles, a half tackle for a loss of two yards, a fumble recovery, a PBU and a QBH in win over Cincinnati ... totaled three tackles and a sack for a loss of nine yards in the shutout win over Vanderbilt ... tallied first career fumble recovery, a sack for a loss of six yards, four tackles and a QBH in win over SMU ... had six tackles and a forced fumble in win at Tulsa ... notched his fifth straight game (from 2014) with a sack after tallying one along with seven tackles, a PBU, and a tackle for a loss of seven yards in win over Texas State ... recorded a sack for a loss of eight yards in a win at Louisville ... had a sack for a loss of nine yards to go along with three tackles in season opener.

**2014:** Appeared in all 13 games in 2014 for the Cougars, making one start in a win over Grambling ... registered 13 total tackles and 3.5 for a loss of 12 yards ... registered one tackle, a sack, for a loss of two yards in Houston's Armed Forces Bowl victory ... had two tackles, including one for a loss of four yards on a sack at Cincinnati ... recorded his first sack of the year for a loss of six yards at BYU ... had three tackles, one of which was solo and combined for a tackle for loss in the 2014 season opener vs. UTSA.

**2013:** Part of the rush defensive end rotation for Houston ... played in all 13 games with a start at UTSA ... led all freshmen in The American Athletic Conference and was second on the team with 4.5 sacks for a loss of 35 yards ... the 4.5 sacks ranked third all-time at Houston among freshmen ... led Houston with 11 quarterback hurries ... fourth among defensive linemen on the team with 26 tackles ... best game of the season came against Rice when he finished with seven tackles, two sacks, one interception for a return of six yards and four quarterback hurries ... forced a decisive fourth-quarter fumble with an eight-yard sack against USF that was recovered by teammate Jeremiah Farley ... also had sacks against Memphis and BYU ... had pass breakups vs. Memphis and Louisville.

**High School:** Three-star athlete by ESPN, Rivals, Scout ... No. 34 defensive end nationally by Rivals ... No. 52 defensive end nationally by 247Sports ... No. 62 player in the state of Texas by Rivals ... named to the AP Class 4A All-State First Team ... named the 16-4A District Defensive MVP ... totaled 59 tackles and 24 sacks as a senior ... also forced five fumbles and recovered two in 2012 ... had 61 tackles, five sacks, one interception and three fumble recoveries as a junior ... accumulated 52 tackles and four sacks his sophomore year ... named 14-4A District Newcomer of the Year ... chose Houston over Missouri, Oklahoma State and West Virginia among others.

**Personal:** Was a member of the University of Houston Basketball program (2013-14, 2014-15) ... son of Sonia David and Ray Davis ... names his mother as the most influential person in his life.

2016 SEASON

COACHING STAFF

THE COUGARS

SEASON REVIEW

HISTORY & RECORDS





## THE COUGARS

2016 SEASON

COACHING STAFF

THE COUGARS

SEASON REVIEW

HISTORY & RECORDS



### 82 ROMELLO BROOKER

Houston, Texas (Alief Taylor HS)



TE	6-4	240	Soph.
----	-----	-----	-------

Year	G-GS	Rec	Yds	Avg	TD	Long
2014						Redshirted
2015	6-0	-	-	-	-	-
Career	6-0	-	-	-	-	-

**2015:** Appeared in six games for Houston throughout the 2015 season, mainly on special teams.

**2014:** Redshirted.

**High School:** Three-star recruit by ESPN and 247Sports ... named to the Houston Chronicle's Top 100... named to VYPE Magazine's 2014 Houston Hot 100 ... received 2013 All-District 18-5A first team honors ... pulled in 31 receptions for 706 yards and 11 touchdowns as a senior despite missing three games with an injury ... helped to secure Alief Taylor's district title with four touchdown receptions in its win over Hastings ... had 36 catches for 439 yards and seven touchdowns as a junior ... named all-district all-academic in 2012 and 2013 ... also played basketball and ran track at Alief Taylor ... member of Alief Taylor's Unity Council.



### 52 JERARD CARTER

Houston, Texas (Dekaney HS)



DE	6-3	297	Soph.
----	-----	-----	-------

Year	G-GS	UT	AT	Total	Loss	Sacks	INT	FF	FR	PBU
2014										Redshirted
2015	13-0	7	6	13	0.5-1	0.5-1	-	-	2-0	-
Career	13-0	7	6	13	0.5-1	0.5-1	-	-	2-0	-

**• 2014 American Athletic Conference All-Academic Football Team**

**2015:** Registered 13 tackles while appearing in 13 games ... had two tackles and a half sack in Houston's win over Florida State in the Chick-fil-A Peach Bowl ... recovered a fumble in his collegiate debut at Louisville on Sept. 12 ... collected his second fumble recovery of the season against SMU.

**2014:** Redshirted.

**High School:** Named to the Houston Chronicle's Top 100 ... named to VYPE Magazine's 2014 Houston Hot 100 ... No. 84 defensive end nationally by 247Sports ... named first team All-District 13-5A in 2012 and second team All-District 13-5A in 2013 ... had 57 tackles as a senior defensive tackle and 33 tackles as a junior defensive end ... a member of Dekaney's National Honor Society.

TY CUMMINGS





## THE COUGARS



### 47 TYCUMMINGS

Southlake, Texas (Carroll HS)



K	6-0	185	Sr.
---	-----	-----	-----

Year	G-GS	No.	Yds.	Avg.	TB
2013	3-0	5	304	60.8	1
2014	13-0	75	4,620	61.6	21
2015	14-0	100	6,265	62.6	30
<b>Career</b>	<b>30-0</b>	<b>180</b>	<b>11,189</b>	<b>62.2</b>	<b>52</b>

Year	G-GS	Att.-Mad	Pct.	Long	PAT	Pct.
2013	3-0	-	-	-	-	-
2014	13-0	-	-	-	1-1	1.000
2015	14-0	8-8	1.000	45 vs. Navy	51-51	1.000
<b>Career</b>	<b>30-0</b>	<b>8-8</b>	<b>1.000</b>	<b>45 vs. Navy</b>	<b>52-52</b>	<b>1.000</b>

- 2014 American Athletic Conference All-Academic Football Team
- 2013 American Athletic Conference All-Academic Football Team

**2015:** Finished the season a perfect 8-for-8 on field goals and 51-for-51 on extra points ... held starting kickoff role all season and took over starting placekicker role in the fifth game of the season vs. SMU ... finished the year 11th in The American in scoring with 75 points despite not holding placekicking duties for the first four games of the season ... one of just three kickers in The American to remain perfect on PATs for the year ... fifth in The American with 30 touchbacks and an average of 62.3 on kickoffs ... hit a 39-yard field goal and all five extra points vs. Florida State in Houston's Chick-fil-A Peach Bowl win ... connected on a 24-yard field goal and three extra points in the team's American Athletic Conference Championship game win over Temple ... drilled a career-long 45-yard field goal and was perfect on extra points, going 7-for-7 in win over Navy ... recorded his first career field goal, a 34-yarder in win at UCF.

**2014:** Appeared in all 13 games as Houston's kickoff specialist in 2014 ... totaled 75 kickoffs for 4,620 total yards, an average of 61.6 yards per kickoff ... racked up 21 total touchbacks and registered one made PAT ... registered four kickoffs for 239 yards for an average of 59.8 in Houston's Armed Forces Bowl victory ... connected on his lone PAT of the season, against UNLV.

**2013:** Played in three games as a backup kickoff specialist ... had five kickoffs with one touchback and an average of 60.8 yards per kick ... had his lone touchback in the season opener vs. Southern.

**High School:** Three-star recruit by ESPN, Rivals, Scout and 247Sports ... No. 1 kicker nationally by Scout ... No. 2 kicker nationally by KornBlue Kicking ... No. 6 kicker nationally by 247Sports ... No. 7 kicker nationally by Chris Sailer ... No. 10 kicker nationally by ESPN ... No. 11 kicker nationally by Rivals ... No. 3 kicker in the state of Texas by Dave Campbell ... one of the nation's top kickoff specialists ... member of the Chris Sailer TOP 12 ... member of the Chris Sailer Event Elite ... eighth annual National Kicking Spring Event Class of 2013 kickoff champion ... 2012 National Event Class of 2013 kickoff champion ... 2012 National Event Field Goal finalist ... 2012 Texas Nike Spring Camp champion ... 2012 National Spring Event Field Goal finalist ... 2012 National Spring Event Field Goal Last Man Standing champion ... helped team win the 2011 Texas State Championship ... helped lead football team to a state title as a junior and soccer team to a state title as a sophomore ... earned Second-Team All-District honors as a senior and Honorable Mention All-District honors as a junior ... high school team was 28-2 over his final two seasons ... member of FCA ... was active in community recycling club and mission trips.

**Personal:** Son of Judy and Tim Cummings ... has participated on a number of mission trips and reads in elementary schools.



### 1 GARRETT DAVIS

Red Oak, Texas (Red Oak HS)



SAF	6-1	200	Soph.
-----	-----	-----	-------

Year	G-GS	UT	AT	Total	Loss	Sacks	INT	FF	FR	PBU
2014										
2015	13-0	4	3	7	-	-	-	-	-	1
<b>Career</b>	<b>13-0</b>	<b>4</b>	<b>3</b>	<b>7</b>	<b>-</b>	<b>-</b>	<b>-</b>	<b>-</b>	<b>-</b>	<b>1</b>

**2015:** Appeared in 13 games primarily on special teams ... finished the year third on the Houston team with seven special teams tackles, all on kickoff coverage ... collected his first pass break up in the team's win over Temple in the American Athletic Conference Championship game ... had a tackle in shutout win over Vanderbilt ... had two tackles in win at Tulane ... tallied one tackle in wins vs. Texas State and at Louisville ... made his collegiate debut and registered a quarterback hurry in the game against Tennessee Tech.

**High School:** Redshirted.

**High School:** Three-star recruit by 247Sports ... named 2013 first team All-District 15-4A ... had 56 tackles, five pass breakups, three fumble recoveries and one forced fumble as a senior ... also had two receptions for 47 yards and four kick returns for 138 yards in 2013 ... totaled 46 tackles, six pass breakups, two interceptions, one forced fumble and one fumble recovery as a junior ... named all-district 15-4A second team in 2012.

2016 SEASON

COACHING STAFF

THE COUGARS

SEASON REVIEW

HISTORY & RECORDS





## THE COUGARS

2016 SEASON

COACHING STAFF

THE COUGARS

SEASON REVIEW

HISTORY & RECORDS



### 72 MASON DENLEY

Columbus, Texas (Columbus HS)



OL	6-4	305	Soph.
----	-----	-----	-------

**2015:** Appeared in eight games while making six starts on the offensive line ... finished fourth on the offensive line in knockdown blocks with 28 averaging 3.5 per game ... helped the Cougar running backs compile 366 yards and five touchdowns in the team's win at Tulane ... helped the rushing attack that scored 28 touchdowns in his eight games.

**2014:** Redshirted.

**High School:** Three-star recruit by ESPN, Scout and 247Sports ... named to the Waco Tribune's Texas Top 100 ... No. 91 defensive end nationally by ESPN ... unanimous District 25-3A first team member in 2013 ... earned second team all-district 25-3A honors in 2012 ... also a member of Columbus' basketball and track and field programs ... first team all-district basketball ... regional qualifier in track and field ... finished third in the shot put at the 2013 District 25-3A Finals.



### 61 RYAN DESHOTEL

Pearland, Texas (Pearland HS)



OL	6-4	272	RS-Fr.
----	-----	-----	--------

**2015:** Redshirted ... moved from tight end to offensive line following the season.

**High School:** Named to the Houston Chronicle Houston Top 100 ... named to the 2014 district 22-6A all-district first team ... caught 11 passes for 225 yards and three touchdowns during the regular season of his senior year ... named to the 2013 district 22-6A all-district second team ... had 101 receiving yards and three touchdowns as a junior ... had 209 total offensive yards his junior year.



## THE COUGARS



**54 CAMERON DOUBENMIER**  
League City, Texas (Clear Springs HS)



ILB	5-11	220	Jr.
-----	------	-----	-----

Year	G-GS	UT	AT	Total	Loss	Sacks	INT	FF	FR	PBU
2013										
										Redshirted
2014	2-0	0	2	2	-	-	-	-	-	-
2015	12-0	3	4	7	-	-	-	-	-	-
Career	14-0	3	6	9	-	-	-	-	-	-

• 2014 American Athletic Conference All-Academic Football Team

2015: Appeared in 12 games ... recorded seven tackles.

2014: Appeared in two games, vs. Grambling and at SMU ... recorded two tackles in win over Grambling.

2013: Redshirted ... named Special Teams Scout Team MVP.



**88 STEVEN DUNBAR**  
Metairie, La. (Rummel HS)



WR	6-3	210	Jr.
----	-----	-----	-----

Year	G-GS	Rec	Yds	Avg	TD	Long
2014	13-2	20	286	14.3	-	40 vs. Tulsa
2015	13-12	31	382	12.3	3	65 vs. Texas State
Career	26-14	51	668	13.1	3	65 vs. Texas State

2015: Started 12 games while appearing in 13 ... finished the year third on the team with 31 receptions and 382 yards ... was fourth in the program with three touchdown receptions ... had four receptions for 32 yards in Chick-fil-A Peach Bowl win over Florida State ... tallied two catches for 17 yards and a touchdown in win over Navy ... tallied three receptions for 31 yards in win over Vanderbilt ... had five catches for 58 yards vs. Tulsa ... made three catches for 80 yards, including a career-long 65-yard reception, and a score in win over Texas State ... had four receptions for 54 yards and his first career touchdown in win at Louisville.

2014: One of four true freshmen to appear in all 13 games in the 2014 season ... started for the Cougars in the Armed Forces Bowl and caught one pass for 13 yards ... tallied 19 receptions for 273 yards, an average of 14.4 yards per catch ... produced a career-high 150 yards receiving on seven catches in win over the Golden Hurricane ... tallied six receptions for 64 yards vs. Tulane ... was one of just four true freshmen to make a debut in Houston's season opener vs. UTSA ... tallied two receptions for 31 yards with the longest hauling in at 22 yards.

**High School:** Three-star recruit by ESPN ... No. 37 player in the state of Louisiana by ESPN ... helped lead his team to back-to-back state titles and a combined record of 24-3 in 2012 and 2013 ... had 51 receptions for 695 yards and five touchdowns as a senior ... totaled 144 yards off six receptions in Rummel's state title game ... pulled in 31 receptions for 659 yards and five touchdowns in 2012 ... had six receptions for 119 yards and a touchdown in the 2012 Louisiana State Championship ... collected six receptions for 134 yards and two touchdowns his sophomore year ... also a member of Rummel's basketball program, helping lead his team to the state quarterfinals.

STEVEN DUNBAR



2016 SEASON

COACHING STAFF

THE COUGARS

SEASON REVIEW

HISTORY & RECORDS





## THE COUGARS

2015 SEASON

COACHING STAFF

THE COUGARS

SEASON REVIEW

HISTORY & RECORDS



**8 EMEKEEBULE**  
Galena Park, Texas (North Shore HS)



**LB**   **6-3**   **230**   **Soph.**

Year	G-GS	UT	AT	Total	Loss	Sacks	INT	FF	FR	PBU
2015	14-0	9	2	11	1-8	1-8	-	-	-	-
<b>Career</b>	<b>14-0</b>	<b>9</b>	<b>2</b>	<b>11</b>	<b>1-8</b>	<b>1-8</b>	<b>-</b>	<b>-</b>	<b>-</b>	<b>-</b>

**2015:** Appeared in all 14 games primarily on special teams ... only true freshman to appear in all 14 games, was one of just three true freshmen to see action ... sixth on the team with six special teams tackles, all coming on kickoff coverage ... notched first career sack in win over Texas State ... recorded his first career tackle in his collegiate debut against Tennessee Tech.

**High School:** Named to the 2013 district 21-5A all-district first team as a tight end ... two-star recruit by Rivals, Scout and 247Sports ... also a member of the North Shore High School basketball program.



**10 MICHAELEKE**  
Houston, Texas (Cypress Falls HS)



**SAF**   **6-2**   **205**   **RS-Fr.**

**2015:** Redshirted.

**High School:** Four-year varsity letter winner at Cypress Falls High School ... led team in tackles in 2012 and 2013 ... named to the 2013 district 17-5A all-district second team ... 2014 all-district honorable mention ... had 103 tackles, seven pass breakups, two interceptions, six sacks, two blocked PATs and one blocked punt in 2013 ... Had 88 tackles, nine pass breakups, four sacks and three interceptions in 2012 ... two-star recruit by Rivals, Scout and 247Sports.



## THE COUGARS



### 76 KAMERONELOPH

Bossier City, La. (Parkway HS)



OL	6-3	294	Soph.
----	-----	-----	-------

**2015:** Started four games while appearing in 10 as a true freshman ... one of just three true freshmen to see action on the year ... started the season on the defensive line before moving over to the offensive side of the ball ... graded out at 67 percent for the season on the offensive line ... had 17 knockdown blocks ... ranked sixth with his 409 total snaps ... made his first career start on the offensive line at right guard in shutout win over Vanderbilt and started the next three games ... also started on the offensive line against Temple ... had two tackles and a QBH in win over Texas State ... made his collegiate debut against Tennessee Tech and recorded a quarterback hurry from his defensive line position.

**High School:** A three-year letter winner at Parkway under head coach David Feaster ... three-star recruit by Rivals, Scout, 247Sports and ESPN ... rated No. 41 offensive guard nationally by Rivals ... No. 38 player in the state of Louisiana by Rivals ... named to district 1-5A first team ... selected to play in the Louisiana High School Coaches Association All-Star Game ... helped Parkway to a 21-3 record over the past two seasons including a trip to the 2013 Class 5A Championship game ... also competed in the shot put for the Parkway High School Track and Field program.



### 16 BEARFENIMORE

Austin, Texas (Westwood HS)



QB	6-1	215	Soph.
----	-----	-----	-------

Year	G-GS	Comp-Att	Pct	Yds	Avg/game	TD	INT	R	Yds	TD
2014										
2015	0-0	-	-	-	-	-	-	-	-	-
<b>Career</b>	<b>0-0</b>	-	-	-	-	-	-	-	-	-

**2015:** Did not appear in any games during the 2015 season.

**2014:** Redshirted.

**High School:** Earned 2013 first team District 16-5A quarterback honors ... threw for 3,014 yards and 23 touchdowns while rushing for 79 yards and eight touchdowns as a senior ... team advanced to the Texas State playoffs all three years of his high school career ... ranked seventh in Texas Class 5A with his 3,014 yards ... received Honorable Mention honors at the 2013 U.S. Army National Combine ... threw for 1,686 yards and eight touchdowns as a junior despite missing the final three games of the season ... also ran for 166 yards and two touchdowns in 2012 ... 2012 team finished as Area Champions ... added 167 passing yards and two touchdowns as a sophomore ... also ran for 270 yards and three touchdowns in 2011.

2015 SEASON

COACHING STAFF

THE COUGARS

SEASON REVIEW

HISTORY & RECORDS





## THE COUGARS

2016 SEASON

COACHING STAFF

THE COUGARS

SEASON REVIEW

HISTORY & RECORDS



### 36 NOMLUISFRUGE

Houston, Texas (E.L. Furr HS)



OLB	6-0	225	Jr.
-----	-----	-----	-----


Year	G-GS	UT	AT	Total	Loss	Sacks	INT	FF	FR	PBU
2013										
2014	9-0	1	-	1	-	-	-	-	-	-
2015	2-0	1	-	1	-	-	-	-	-	-
<b>Career</b>	<b>11-0</b>	<b>2</b>	<b>-</b>	<b>2</b>	<b>-</b>	<b>-</b>	<b>-</b>	<b>-</b>	<b>-</b>	<b>-</b>

**2015:** Saw action in two of the team's regular season games while collecting a tackle in the Vanderbilt game.

**2014:** Saw action in nine of the 13 games in the 2014 season for the Cougars including Houston Armed Forces Bowl victory over Pittsburgh ... had one tackle in a win over UNLV.

**2013:** Redshirted.

**High School:** Three-star recruit by 247Sports ... two-star recruit by ESPN, Rivals and Scout ... No. 8 athlete in the state of Texas by Dave Campbell ... played running back, wide receiver, defensive end, linebacker, safety and kick returner throughout his high school career ... picked off two passes as a senior while hauling in 17 receptions for 378 yards and three touchdowns along with 213 rushing yards and two TDs on offense ... had 265 rushing yards and three TDs as a junior to go along with 17 receptions for 290 yards and three touchdowns.



### 28 DARIUSGILBERT

Springhill, La. (North Webster HS)



SAF	6-2	195	RS-Fr.
-----	-----	-----	--------

**2015:** Redshirted.

**High School:** Three-year starter for North Webster High School ... named to the 2013 and 2014 district 1-3A all-district first team ... named to The Times 2013 and 2014 all-area second team ... had 66 tackles, three interceptions and two fumble recoveries in 2014 ... two-star recruit by Rivals and Scout ... member of North Webster High School Student Council.



## THE COUGARS



### 43 LEROY GODFREY

Missouri City, Texas (Elkins HS)



OLB 6-3 240 RS-Fr.

**2015:** Redshirted.

**High School:** Three-star recruit by Scout and 247Sports ... No. 24 linebacker in the state of Texas by Scout ... No. 26 linebacker in the Midlands by Scout ... named to the Houston Chronicle's Houston Top 100 ... named 2014 district 23-5A all-district first team ... had 59 tackles, including 42 solo stops, 20 quarterback hurries and eight sacks as a senior ... two-star recruit by Rivals and ESPN ... played both linebacker and defensive end for Elkins High School ... three-year starter ... named to the 2014 Houston Nike Combine All-Combine team.



### 21 RALPH HARVEY JR.

Los Angeles, Calif. (El Camino College)



OLB 6-2 245 Sr.

Year	G-GS	UT	AT	Total	Loss	Sacks	INT	FF	FR	PBU
2015	6-0	-	1	1	-	-	-	-	-	-
<b>Career</b>	<b>6-0</b>	<b>-</b>	<b>1</b>	<b>1</b>	<b>-</b>	<b>-</b>	<b>-</b>	<b>-</b>	<b>-</b>	<b>-</b>

**2015:** Appeared in six games during the 2015 season collecting a tackle on kickoff coverage against Tulsa.

**At El Camino College:** Led El Camino with 71 tackles in nine games in 2014 ... also had 4.5 tackles for loss including one sack while picking off two passes and recovering two fumbles. ... in 2013, had 57 tackles including 5.5 for loss ... returned one interception for 23 yards while breaking up two passes and blocking one kick ... named a 2013-14 El Camino Scholar-Baller for his exploits in the classroom.

**High School:** Played defensive end and tight end in high school at Washington Prep where he was also a member of the school's basketball program ... named to the 2010-11 All-L.A. City Basketball Second Team.

2016 SEASON

COACHING STAFF

THE COUGARS

SEASON REVIEW

HISTORY & RECORDS







## THE COUGARS

2016 SEASON

COACHING STAFF

THE COUGARS

SEASON REVIEW

HISTORY & RECORDS



**12 D'JUANHINES**  
Spring, Texas (Dekaney HS)



**ILB** | **6-1** | **225** | **Jr.**

Year	G-GS	UT	AT	Total	Loss	Sacks	INT	FF	FR	PBU
2013										
2014	10-0	2	2	4	-	-	-	-	-	-
2015	13-0	6	7	13	-	-	-	-	-	1
<b>Career</b>	<b>23-0</b>	<b>8</b>	<b>9</b>	<b>17</b>	<b>-</b>	<b>-</b>	<b>-</b>	<b>-</b>	<b>-</b>	<b>1</b>

• **2013 American Athletic Conference All-Academic Football Team**

**2015:** Appeared in 13 games on special teams and as a backup middle linebacker ... had a career-high seven tackles at UConn filling in for Elandon Roberts ... had two tackles in win at UCF.

**2014:** Saw action in 10 of the Cougars' 13 games ... tallied four tackles, including two in a win at USF.

**2013:** Redshirted.

**High School:** Three-star athlete by Rivals and ESPN.com ... No. 23 quarterback nationally by ESPN ... compiled 1,269 passing yards and 12 touchdowns while scoring six rushing touchdowns on 388 rushing yards as a senior ... threw for 1,125 yards and 21 touchdowns to five interceptions as a junior while rushing for 363 yards and nine touchdowns.



**86 KOBEIDUMWONYI**  
Cedar Hill, Texas (Cedar Hill HS)



**OLB** | **6-2** | **245** | **RS-Fr.**

**2015:** Redshirted ... moved from tight end to linebacker following the season.

**High School:** Three-year letterwinner and two-year starter at Cedar Hill High School ... named 2014 all-district first team ... named 2013 all-district second team ... helped lead team to back-to-back Texas 6A state championships and a No. 9 nationally ranking in 2014 ... program had a 39-9 varsity record in games he played in ... three-star recruit by ESPN ... No. 26 tight end nationally by ESPN ... two-star recruit by Rivals, Scout and 247Sports ... received 2014 Academic All-District honors ... also a member of the Cedar Hill track and field program.



## THE COUGARS



### 17 CHAUNTEZ JACKSON

Inglewood, Calif. (Inglewood HS)



DE	6-5	280	Sr.
----	-----	-----	-----

Year	G-GS	UT	AT	Total	Loss	Sacks	INT	FF	FR	PBU
2013	10-0	-	-	-	-	-	-	-	-	-
2014	12-0	1	2	3	-	-	-	-	-	-
2015	4-0	3	1	4	-	-	-	-	-	-
<b>Career</b>	<b>26-0</b>	<b>4</b>	<b>3</b>	<b>7</b>	<b>-</b>	<b>-</b>	<b>-</b>	<b>-</b>	<b>-</b>	<b>-</b>

**2015:** Appeared in four games for the Cougars providing depth on the defensive line ... made two tackles in win at UCF.

**2014:** Appeared in 12 games during the 2014 season on special teams ... his special teams unit help lead the Cougars in their comeback victory in the Armed Forces Bowl ... made three tackles, including two in a win over Grambling.

**2013:** Played in 10 games as a backup defensive end ... also saw time at tight end earlier in the season.

**High School:** Three-star recruit by ESPN, Rivals, Scout and 247Sports ... No. 37 defensive end nationally by Scout ... No. 45 defensive end nationally by Rivals ... No. 47 defensive end nationally by 247Sports ... No. 72 player in the state of California by Rivals ... No. 70 defensive end nationally by ESPN ... selected to play in the 2013 West Coast Bowl.

**Personal:** Son of Mariah Robinson and the late Chauntez Jackson ... step-father is Greg Harris.



### 27 D.J. JENKINS

Huntsville, Texas (Huntsville HS)



DE	6-2	260	RS-Fr.
----	-----	-----	--------

**2015:** Redshirted.

**High School:** Three-star recruit by ESPN and Scout ... No. 5 middle linebacker in the state of Texas by Scout ... No. 5 middle linebacker in the Midlands by Scout ... No. 35 middle linebacker nationally by Scout ... named 2014 district 18-5A all-district first team ... two-star recruit by Rivals and 247Sports ... named 2013 all-district 18-4A all-district second team as a wide receiver ... had 19 receptions for 362 yards and four touchdowns as a junior ... also a member of the Huntsville High School basketball program ... named to the 2014 district 18-4A all-district first team basketball team ... won the shot put at both the 2014 Texas 4A Area 17-18 championship and the 2014 Texas 4A District 18 championship ... finished fourth in the shot put at the 2013 Texas 4A Area 17-18 championship ... set the Huntsville program record in the shot put with a throw of 51-9.50.

2016 SEASON

COACHING STAFF

THE COUGARS

SEASON REVIEW

HISTORY & RECORDS





## THE COUGARS

2016 SEASON

COACHING STAFF

THE COUGARS

SEASON REVIEW

HISTORY & RECORDS



### 14 ISAIHAH JOHNSON

Bryan, Texas (Rudder HS)



WR	6-4	205	Soph.
----	-----	-----	-------

Year	G-GS	Rec	Yds	Avg	TD	Long
2014						Redshirted
2015	11-0	6	43	7.2	-	12 vs. Vanderbilt
<b>Career</b>	<b>11-0</b>	<b>6</b>	<b>43</b>	<b>7.2</b>	<b>-</b>	<b>12 vs. Vanderbilt</b>

**2015:** Appeared in 11 games while providing depth at wide receiver for Houston ... tallied a career-high 19 yards on a career-best three receptions in win at Louisville ... recorded his first career reception, a 10-yard pass from Greg Ward Jr., during his collegiate debut against Tennessee Tech.

**2014:** Redshirted.

**High School:** Three-star recruit by ESPN and 247Sports ... No. 82 player in the state of Texas by ESPN ... No. 84 receiver nationally by ESPN ... received 2013 AP All-State honorable mention honors ... named his team's MVP and Offensive MVP as a senior ... named to District 18-4A first team as a wide receiver both his junior and senior seasons ... had 39 receptions for 730 yards and 10 touchdowns as a senior ... had 66 tackles, one interception and one forced fumble in 2013 ... placed on the 2012 District 18-4A second team as a safety after finishing the year with 76 tackles, four interceptions, one fumble recovery and one defensive touchdown ... pulled in 29 receptions for 301 yards and two touchdowns as a junior ... also named Rudder's 2013 Track Athlete of the Year after finishing third in the 110-meter hurdles at the Texas State Championship with a time of 13.99 ... 2013 Texas District 18-4A champion in the 200-meter dash (21.76) and the 110-meter hurdles (14.69) ... won the 60-meter hurdles at the 2014 Texas A&M Indoor Classic with a time of 8.12.



### 74 JOSH JONES

Richmond, Texas (George Bush HS)



OL	6-5	280	RS-Fr.
----	-----	-----	--------

**2015:** Redshirted.

**High School:** Three-star recruit by ESPN, Rivals, Scout and 247Sports ... No. 63 offensive tackle nationally by Rivals ... No. 81 player in the state of Texas by Rivals ... No. 66 offensive tackle nationally by Scout ... No. 11 offensive tackle in the state of Texas by Scout ... named to the Waco Tribune-Herald Top 100 ... named to the Houston Chronicle Houston Top 100 ... earned 2013 first-team all-district honors ... named to the 2013 All-Vype team ... named 2012 second-team all-district selection as a sophomore ... also a member of the Bush High School basketball program, helping the team to the region finals.



## THE COUGARS



### 32 KEVRIN JUSTICE

Kilgore, Texas (Kilgore HS)



RB	5-11	190	RS-Fr.
----	------	-----	--------

**2015:** Redshirted.

**High School:** Set a Kilgore High School record with of 51 career total touchdowns ... third-most career rushing yards in schools history with 3,410 career yards ... had 1,966 rushing yards and 36 touchdowns as a junior to earn district 16-3A Most Valuable Player honors and second team All-State honors ... 2014 district 9-4A all-district ... 2013 district 16-3A Most Valuable Player ... 2013 Longview-News Journal All-East Texas First Team ... 2013 Smoaky.com All-East Texas Second Team ... Class 3A AP Sports Editors All-State Team Honorable Mention ... Class 3A AP Sports Writers All-State Team Second Team ... three-star recruit by Scout, 247Sports and ESPN ... No. 25 running back in the state of Texas by Scout ... No. 26 running back in the Midlands by Texas ... No. 123 player in the state of Texas by Scout ... two-star recruit by Rivals.



### 20 KALI QKOKUMA

League City, Texas (Clear Creek HS)



RB	5-11	210	Soph.
----	------	-----	-------

Year	G-GS	Rushing-Avg.	TD	Lg	Rec.	Yards	TD	Lg
2014				Redshirted				
2015	3-0	18-92	-	19	-	-	-	-
<b>Career</b>	<b>3-0</b>	<b>18-92</b>	<b>-</b>	<b>19</b>	<b>-</b>	<b>-</b>	<b>-</b>	<b>-</b>

**2015:** Appeared in three games while providing depth at running back in 2015 ... recorded 43 yards rushing on 10 attempts in win at UCF...Had five rushing attempts for 43 yards in win at Tulane...Made first career appearance in win over SMU and tallied six yards on three carries.

**2014:** Redshirted.

**High School:** Three-star recruit by ESPN and 247Sports ... No. 88 player in the state of Texas by ESPN ... No. 61 running back nationally by ESPN ... named to the Houston Chronicle's Top 100 ... named to VYPE Magazine's 2014 Houston Hot 100 ... named the District 24-5A Offensive Player of the Year in 2012 and 2013 ... also first team all-district running back and All-Galveston Country both years ... named team captain as a senior ... named his team's MVP and offensive MVP both his junior and senior years ... eclipsed the 1,000-yard rushing mark both his junior and senior seasons ... had 1,051 rushing yards and 17 touchdowns on 157 carries (6.7 average) as a senior to go along with 24 receptions for 255 yards and two touchdowns ... ran 171 times as a junior for 1,016 yards and 18 touchdowns ... also pulled in 37 receptions for 459 yards and five touchdowns in 2012 ... had 170 yards and one touchdown on 34 attempts as a sophomore along with 14 receptions for 131 yards and a touchdown.

2016 SEASON

COACHING STAFF

THE COUGARS

SEASON REVIEW

HISTORY & RECORDS





## THE COUGARS

2016 SEASON

COACHING STAFF

THE COUGARS

SEASON REVIEW

HISTORY & RECORDS



### 85 JOHN LEDAY

Port Arthur, Texas (Memorial HS)



WR	6-0	200	Jr.
----	-----	-----	-----

Year	G-GS	Rec	Yds	Avg	TD	Long
2013	1-0	1	9	9.0	1	9 vs. Southern
2014			Did not play due to injury			
2015	8-0	4	41	10.3	-	20 vs. Navy
<b>Career</b>	<b>9-0</b>	<b>5</b>	<b>50</b>	<b>10.0</b>	<b>1</b>	<b>20 vs. Navy</b>

**2015:** Appeared in eight of the final nine games of the season ... caught two passes for 13 yards in the American Conference Championship game win over Temple.

**2014:** Sat out the 2014 season due to injury.

**2013:** Saw action in the first game of the season before suffering a season-ending injury ... had a nine-yard reception for a touchdown vs. Southern ... received a medical redshirt.

**High School:** Two-star recruit by Rivals, Scout and 247Sports ... pulled in 49 receptions for 587 yards and four touchdowns his senior year ... named to the District 21-5A All-District first team ... as a junior hauled in 25 receptions for 426 yards and two touchdowns ... just the fourth player in Memorial High School history with 70 or more catches and 1,000 or more receiving yards as he finished his career with 73 receptions for 1,011 yards and six touchdowns.

### CAMERON MALVEAUX



### 70 MACLONG

Edna, Texas (Edna HS)



OL	6-4	300	Sr.
----	-----	-----	-----

#### • 2012-13 Conference USA Commissioner's Honor Roll

**2015:** Appeared in four games for the Cougars including the three final games of the year ... helped the Cougars rush for 218 yards and three touchdowns in the regular season finale against Navy ... appeared in Houston's American Athletic Conference Championship game where he helped the Cougars compile 233 rushing yards and three scores.

**2014:** Provided depth to the Houston offensive line ... appeared in nine games in the 2014 season ... appeared in Houston's victory against Pittsburgh in the Armed Forces Bowl.

**2013:** Saw first action of his career in season opener against Southern with action on 10 snaps ... provided depth at tackle for the Cougars ... part of an offensive line that ranked fourth in The American Athletic Conference with 29 sacks given up ... team ranked third in the league with an average of 33.2 points per game.

**2012:** Redshirted.

**High School:** Four-star performer by ESPN.com and has the ability to play each position along the offensive line ... First Team All-State (all classes) by *Dave Campbell's Texas Magazine* ... First Team Class 2A All-State by the Texas Sports Writers Association ... ranked as the country's No. 12 center prospect ... three-time All-State, All-Area and All-District selection ... offensive line MVP of the National Underclassman combine as a sophomore in 2009 ... First Team All-State as a junior and senior ... played for Mike Pierce at Edna High School ... also was a thrower in track and was a regional qualifier in discus ... offensive line coach at Edna was former Cougar standout Josh Lovelady.

**Personal:** Son of D'Anna and Donnie Long ... member of the Edna National Honors Society and works as a community mentor ... enjoys fishing, hunting and outdoor activities ... lists his father as the most influential person in his life.



## THE COUGARS



**94 CAMERON MALVEAUX**  
Beaumont, Texas (Hamshire Fannett HS)



DE	6-6	270	Sr.
----	-----	-----	-----

Year	G-GS	UT	AT	Total	Loss	Sacks	INT	FF	FR	PBU
2012										
Redshirted										
2013	12-0	3	9	12	-	-	-	-	1	-
2014	13-1	7	8	15	1-2	0.5-2	-	-	-	1
2015	14-13	23	10	33	8.5-18	2.5-9	-	-	-	3
<b>Career</b>	<b>39-14</b>	<b>33</b>	<b>27</b>	<b>60</b>	<b>9.5-20</b>	<b>3-11</b>	<b>-</b>	<b>-</b>	<b>1</b>	<b>4</b>

- 2016 Athlon Sports Preseason AAC Third Team
- 2016 Lott IMPACT Trophy Watch List

**2015:** Started in 13 games while making 14 appearances ... fourth on the team with 8.5 tackles for loss on the year ... registered three tackles including one for a three-yard loss and two pass break ups in the American Athletic Conference Championships game win over Temple ... career-high six tackles and two tackles for a loss of three yards in win over Navy ... had two tackles and a tackle for loss at UConn ... tallied a sack for a loss of four yards and three tackles in shutout win over Vanderbilt ... had four tackles and a tackle for loss in win at Tulane ... had four tackles and a career-best 1.5 sacks, for a loss of five yards, in win at Tulsa ... had three tackles, a tackle for loss and a QBH in win over Texas State ... started at defensive end in the season opener against Tennessee Tech and recorded three tackles along with two QBH.

**2014:** Appeared in all 13 games this season for the Cougars, making one start in the season opener vs. UTSA ... tallied 15 tackles, a tackle for loss and a 0.5 sack ... registered two tackles and one pass broken up in Houston's Armed Forces Bowl victory ... had two tackles, including a half tackle for loss vs. UCF ... made his first career start as a Cougar in the 2014 season opener vs. UTSA ... finished the night with four tackles.

**2013:** Played in 12 games as a reserve defensive end ... finished the year with 12 tackles ... had four tackles against both Southern and Rutgers ... recovered a fumble against UCF.

**2012:** Redshirted.

**High School:** Developing defensive end prospect that has excellent measurables with his 6-foot-6 frame ... played defensive end and tight end ... had 272 receiving yards and three touchdowns as a senior ... added 74 tackles along the defensive line ... also threw discus and shot put in track ... First Team All-District selection on both the gridiron and on the hardwood ... received the Longhorn Pride Award from his high school ... won his school's top defensive lineman award ... was his school's top defender in basketball as well ... MVP of the Bill Tension Memorial Tournament, scoring 20 points and grabbing 11 rebounds in the championship game ... selected as the MVP of the 2011 Orangefield Basketball Tournament ... won the Hamshire-Fannett Outstanding Student-Athlete Award ... member of the HFHS Student Council and Chess Club ... played for head coach Don Price at Hamshire Fannett.

**Personal:** Son of Dennis and Cheryl Malveaux ... uncle, Felman Malveaux Jr., played for the Washington Redskins in 1997 and 1998 and the Tampa Bay Buccaneers in 1999.



**45 TYLER MCCLOSKEY**  
Houston, Texas (Memorial HS)



TE	6-2	245	Sr.
----	-----	-----	-----

Year	G-GS	Rec	Yds	Avg	TD	Long
2013	12-1	-	-	-	-	-
2014	13-1	2	16	8.0	-	9 vs. UNLV
2015	14-13	14	157	11.2	1	38 vs. SMU
<b>Career</b>	<b>39-15</b>	<b>16</b>	<b>173</b>	<b>10.8</b>	<b>1</b>	<b>38 vs. SMU</b>

- 2014 American Athletic Conference All-Academic Football Team
- 2013 American Athletic Conference All-Academic Football Team

**2015:** Started 13 games while appearing in 14 at tight end ... caught two passes for 25 yards in the win over Temple in the American Athletic Conference Championship game ... tallied his first career touchdown pass, a one-yard reception, in win over Cincinnati ... had two catches for 42 yards on a career-long 38-yarder in win over SMU ... had three catches for 24 yards in win at Tulsa ... tallied two catches for a total of 19 yards in win over Texas State ... caught one pass for seven yards in his first start at tight end in the season opening game against Tennessee Tech.

**2014:** Made three starts at fullback vs. Grambling, USF and Tulsa, while appearing in all 13 games for the Cougars in 2014 ... helped lead the Cougar offense in their comeback against Pittsburgh in Houston's Armed Forces Bowl victory ... had one rushing attempt for one yard at USF ... notched two receptions for a total of 16 yards, including a career-long nine yards on one catch vs. UNLV ... recovered an onside kick vs. Tulane ... made eight tackles on the special teams unit.

**2013:** Switched from linebacker to fullback in the fall of 2013 ... played in 12 games with one start at fullback against Cincinnati ... also a member of the program's punt team, punt return team and kickoff team ... had three tackles on the season, all on kickoff cover.

**High School:** Two-star recruit by Rivals, Scout and 247Sports ... No. 87 linebacker nationally by 247Sports ... played quarterback his final two years of high school ... named the 2012 District 19-5A Co-Offensive Most Valuable Player and earned the District First-Team quarterback honor ... threw for 1,456 yards and nine touchdowns while rushing for 966 yards and 18 touchdowns as a senior ... as a junior racked up 1,110 yards rushing and 13 touchdowns along with 900 passing yards and seven TDs to earn All-District honors ... had 95 tackles, five sacks, five forced fumbles and four fumble recoveries as a sophomore linebacker ... was an Academic All-District honoree.

**Personal:** Son of Tim and Monica McCloskey ... career goal is to attend law school ... volunteers at the Fair Haven Food Bank in west Houston.

2016 SEASON

COACHING STAFF

THE COUGARS

SEASON REVIEW

HISTORY & RECORDS





## THE COUGARS

2016 SEASON

COACHING STAFF

THE COUGARS

SEASON REVIEW

HISTORY & RECORDS



### 45 JORDAN MILBURN

Galveston, Texas (Ball HS)



LB	6-1	225	RS-Fr.
----	-----	-----	--------

2015: Redshirted.

**High School:** Started 35 straight varsity games ... had 118 tackles, 11 tackles for loss, seven sacks, eight pass breakups and two blocked kicks his senior year ... named to the Houston Chronicle Houston Top 100 ... named 2014 district 23-5A all-district second team ... named 2014 all-Galveston Country first team ... named to Vype Houston's top 100 ... two-star recruit by Rivals, Scout and 247Sports ... high school coach is former Houston star Kimble Anders ... also a member of Ball High School's track and field program.



### 69 WILL NOBLE

Leander, Texas (Rouse HS)



OL	6-4	290	Soph.
----	-----	-----	-------

- 2016 Rimington Trophy Watch List
- 2016 Athlon Sports Preseason AAC Second Team
- 2015 FWAA Freshman All-American
- 2015 ESPN Freshman All-American
- 2015 USA Today Freshman All-American
- 2015 Scout.com Freshman All-American
- 2015 Phil Steele's AAC Third Team
- 2015 The American Athletic Conference's Honorable Mention Team

2015: Named a Freshman All-American by *USA Today*, *ESPN*, *Scout.com* and the *FWAA* ... started the final eight games of the season at center, while appearing in nine over the course of his freshman campaign ... commanded the center of a line that saw 11 different starting combinations during the season ... helped lead a unit that ranked 10th nationally in scoring offense at 40.4 points per game, 13th nationally in rushing offense at 235.8 yards per game and 20th nationally in total offense at 484.1 yards per game ... graded out at 86 percent on the season to lead Houston ... averaged 3.1 knockdown blocks per contest with 28 on the year ... one of just three true freshmen to see action on the season ... anchored a line that rushed for 366 yards and five touchdowns in his first collegiate start at UCF ... was in the middle of the line that opened holes for the backs to the tune of 266 yards and a rushing touchdown against Cincinnati.

**High School:** A three-year letter winner at Rouse under head coach Josh Mann ... ranked No. 40 center nationally by 247Sports ... two-star recruit by 247Sports, Rivals and Scout ... started at center in 15 games as a sophomore and 14 games as a junior ... moved to left tackle his senior year where he started 11 games ... also Rouse's starting long snapper all three years ... 2014 unanimous district 13-6A all-district first team ... 2014 academic all-state second team ... 2013 district 25-4A all-district honorable mention ... 2013 TSWA All-State third team ... selected to FBU Top Gun in 2013 (offensive line) and 2012 (defensive line) ... recorded a weighted GPA of 5.0848 ... ranked 15th out of class of 477 en route to National Honor Society and Spanish National Honor Society honors ... also a member of the Rouse basketball and track field programs ... placed second at districts in the discus in 2014 before advancing to the area finals in the event.

### WILL NOBLE





## THE COUGARS



### 75 MARCUS OLIVER

Houston, Texas (Westfield HS)



OL	6-3	295	Jr.
----	-----	-----	-----

**2015:** Saw action in 11 games with seven starts including the first five games of the season all at tackle ... graded out at 64 percent on the season and recorded 15 knockdown blocks ... notched first career start against Tennessee Tech.

**2014:** Was one of four true freshmen to play in all 13 games in 2014 ... provided depth on the offensive line ... helped the Houston offense tally nine 100-yard games this year and gain 2,391 yards on the ground for 4.8 yards per rush and 28 rushing touchdowns in those 13 games ... appeared in Houston's victory over Pittsburgh in the Armed Forces Bowl.

**High School:** Three-star recruit by 247Sports ... named to the Houston Chronicle's Top 100 ... named to VYPE Magazine's 2014 Houston Hot 100 ... named to VYPE Magazine's 2013 All-VYPE Football Team ... named first team All-District 13-5A in 2013 ... named to the 2012 Texas AP All-State second team ... named to the 2012 Texas Sportswriters All-State third team ... had 264 knockdown blocks in two years ... graded out at 85 percent over two years ... No. 30 center nationally by 247Sports ... No. 90 offensive guard nationally by ESPN.

**Personal:** Older brother of 2016 Houston signee Ed Oliver.



### 3 KYLE POSTMA

Katy, Texas (Trinity Valley CC)



QB	6-3	205	Jr.
----	-----	-----	-----

Year	G-GS	Comp-Att	Pct	Yds	Avg/game	TD	INT	R	Yds	TD
2013										
2014										
2015	9-1	43-68	63.2	453	50.3	3	1	27	194	1
<b>Career</b>	<b>9-1</b>	<b>43-68</b>	<b>63.2</b>	<b>453</b>	<b>50.3</b>	<b>3</b>	<b>1</b>	<b>27</b>	<b>194</b>	<b>1</b>

- Davey O'Brien 'Great 8' Performance List (Nov. 16, 2015)
- American Athletic Conference Weekly Honor Roll (Nov. 16, 2015)

**2015:** Appeared in three games at wide receiver before moving back to quarterback prior to the Tulsa game ... led Houston to a comeback victory over Memphis in place of an injured Greg Ward Jr. ... threw for 236 yards and a touchdown on 21-of-33 night with no interceptions while rushing six times for 49 yards and a game-winning touchdown with 1:27 left in the game ... also saw action for Ward in Houston's Chick-fil-A Peach Bowl win over Florida State, rushing for 29 yards and a key first down on a fourth quarter third-and-seven with less than three minutes left in the game ... made first career start at QB at UConn ... finished day 16-of-27 passing with 190 yards and a touchdown, while rushing for a career-high 52 yards on 13 attempts ... recorded his first career passing TD on a six-yard pass to Linell Bonner in win at UCF ... started taking reps at wide receiver four days before season opener vs. Tennessee Tech and immediately made an impact on the offense catching four passes for 82 yards.

**2014:** Transferred to Trinity Valley Community College ... helped team to a 12-0 record and a Regional Championship ... tied a school record for touchdown passes in a game with six ... played in 10 games ... completed 67.3 percent of his passes ... totaled 3,328 yards and 38 touchdowns.

**2013:** Redshirted as a walk-on in the Houston program.

### KYLE POSTMA



2016 SEASON

COACHING STAFF

THE COUGARS

SEASON REVIEW

HISTORY & RECORDS





## THE COUGARS

2016 SEASON

COACHING STAFF

THE COUGARS

SEASON REVIEW

HISTORY & RECORDS



**5 CAMDEN ROSS**  
Fort Worth, Texas (Timber Creek HS)



**LB** | **6-2** | **245** | **RS-Fr.**

**2015:** Redshirted.

**High School:** Three-year starter at Timber Creek High School in Fort Worth ... two-year team captain ... had 205 career tackles ... five career interceptions ... received 2014 Class 6A honorable mention all-state ... selected first team all-district in both senior and junior years ... had 67 tackles, including six for loss, three forced fumbles and eight pass breakups as a senior ... named second team all-district as a sophomore after racking up 70 tackles ... all-state academic honorable mention his senior and junior years ... all-district academic for three years ... named to the Fort Worth Star-Telegram All Area Team ... also participated in the Timber Creek High School basketball and track field programs ... qualified for the regional track and field championships in triple jump and high jump ... three-star recruit by 247Sports ... two-star recruit by Rivals, Scout.



**5 RA'SHAAD SAMPLES**  
Dallas, Texas (Oklahoma State)



**WR** | **5-11** | **190** | **Jr.**

• **2016 Athlon Sports Preseason AAC Third Team**

**2015:** Sat out the 2015 season due to NCAA transfer rules.

**At Oklahoma State:** Saw action in six games in 2014 ... pulled in three receptions for 11 yards ... redshirted in 2013.

**High School:** Caught 62 passes for 1,072 yards and 23 touchdowns as a senior at Skyline High School after reeling in 65 receptions for 1,369 yards and 19 touchdowns as a junior ... coached by his father, Reginald Samples ... recorded 48 career touchdowns ... four-star prospect by ESPN, Rivals and Scout ... named a two-time first-team all-area selection by the Dallas Morning News ... ranked the No. 19 receiver nationally by ESPN ... was a second-team AP All-State selection ... ranked the No. 20 overall player in the state of Texas in 2013.

## THE COUGARS



### 33 JA'VONSHELLEY

Klein, Texas (Klein Oak HS)



**OLB**   **6-1**   **230**   **Soph.**

**2015:** Did not appear in any games during the 2015 season due to injury.

**2014:** Redshirted.

**High School:** Three-star recruit by ESPN, Scout and 247Sports ... named to the Houston Chronicle's Top 100 ... named to VYPE Magazine's 2014 Houston Hot 100 ... named to the 2013 All-District 13-5A first team.



### 93 B.J. SINGLETON

Destrehan, La. (Destrehan HS)



**DT**   **6-4**   **314**   **Sr.**

Year	G-GS	UT	AT	Total	Loss	Sacks	INT	FF	FR	PBU
2013	13-0	10	12	22	3-16	2.5-15	1-6	-	-	2
2014	13-11	7	15	22	3-9	1-6	-	-	-	3
2015	14-14	11	9	20	2-8	1-6	-	-	-	3
<b>Career</b>	<b>40-25</b>	<b>28</b>	<b>36</b>	<b>64</b>	<b>8-33</b>	<b>4.5-27</b>	<b>1-6</b>	<b>-</b>	<b>-</b>	<b>8</b>

- 2016 Athlon Sports Preseason AAC First Team
- 2015 Phil Steele's AAC First Team
- 2015 The American Athletic Conference's Second Team
- 2015 Athlon Sports Preseason AAC Third Team
- 2015 Phil Steele's Preseason AAC Second Team

**2015:** Started all 14 games at defensive tackle for Houston ... made his presence known by occupying multiple blockers in Houston's 3-4 scheme allowing Houston linebackers to combine for 371 tackles, 47.5 tackles for loss and 24.5 sacks ... led the Houston defensive line with 15 knockbacks and 13 two-fers, taking on two offensive linemen on the same play ... tallied three tackles and three quarterback hurries in Houston's win over Temple in The American Championship game ... had five tackles in win over Memphis ... had one tackle and a PBU in shutout win over Vanderbilt ... tallied a sack for a loss of six yards in win over SMU ... had two tackles and one pass breakup in win at Tulsa ... recorded one tackle in wins over Texas State and at Louisville ... recorded two tackles against Tennessee Tech.

**2014:** Appeared in all 13 games, while making 11 starts on the defensive line in 2014 ... compiled 22 tackles, three for a loss and a sack on the season ... appeared in Houston's comeback Armed Forces Bowl win over Pittsburgh ... picked up his first sack of the season to go along with four tackles in the regular season finale at Cincinnati ... assisted on four tackles in the game against Tulane ... registered five tackles including one for a loss and a pass breakup in the game at BYU.

**2013:** A member of the Houston defensive tackle rotation ... led the team and was second nationally with three blocked kicks ... played in all 13 games ... had tackles in nine games ... had four tackles vs. BYU and SMU ... first career sack came against BYU ... had a solo sack and a half sack vs. SMU ... also assisted on a tackle for loss against Cincinnati ... greatly influenced Houston's win at UTSA with an interception and a blocked field goal that was returned for a touchdown in the game's second quarter ... also broke up passes vs. Memphis and USF.

**2012:** Redshirted.

**High School:** Three-star defensive end by Rivals.com, Scout.com and ESPN.com that has excellent size and skill ... also a standout basketball player that brings excellent feet and hands to his position ... earned All-District honors in both football and basketball ... named the Defensive MVP of the Nike Football Training Camp in Houston, which included a number of Division I prospects and signees ... had 61 tackles and 15 sacks as a junior ... from the same high school that produced Baltimore Ravens safety Ed Reed along with numerous other Division I and NFL talents.

**Personal:** Son of Payla Barney and Bryan Singleton Sr. ... lists his mother as his biggest influence.

2016 SEASON

COACHING STAFF

THE COUGARS

SEASON REVIEW

HISTORY & RECORDS



B.J. SINGLETON





## THE COUGARS

2016 SEASON

COACHING STAFF

THE COUGARS

SEASON REVIEW

HISTORY & RECORDS



### 41 STEVENTAYLOR

Cedar Hill, Texas (Cedar Hill HS)



OLB	6-1	225	Sr.
-----	-----	-----	-----

Year	G-GS	UT	AT	Total	Loss	Sacks	INT	FF	FR	PBU
2012										
Redshirted										
2013	13-9	42	47	89	10.5-48	3-28	1-0	-	2-0	5
2014	12-10	35	41	76	9-36	4-29	-	3	1-0	2
2015	14-14	61	31	92	18.5-92	10-77	2-30	2	-	3
Career	39-33	138	119	257	38-176	17-134	3-30	5	3-0	10

- 2016 Nagurski Trophy Watch List
- 2016 Butkus Award Watch List
- 2016 Bednarik Award Watch List
- 2016 Athlon Sports Preseason AAC First Team
- 2015 Phil Steele's AAC Second Team
- 2015 The American Athletic Conference's Second Team
- American Athletic Conference Defensive Player of the Week (Nov. 2, 2015)
- American Athletic Conference Defensive Player of the Week (Oct. 12, 2015)
- 2015 Dave Campbell's Preseason All-Texas First Team
- 2015 Athlon Sports Preseason AAC Third Team
- 2015 Phil Steele's Preseason AAC Fourth Team
- American Athletic Conference Defensive Player of the Week (Oct. 20, 2014)
- 2014 Phil Steele's Preseason AAC Second Team

**2015:** Started all 14 games at outside linebacker ... led The American with 10 sacks, a number that ranked fifth nationally among linebackers ... second in the league behind teammate Elandon Roberts with 18.5 tackles for loss ... second on the team with 92 tackles ... tallied six tackles and a sack against Temple in the American Championship game ... led team with 12 tackles, had two tackles for a loss of five yards with a QBH at UConn ... picked off a pass in win over Cincinnati ... recorded 12 tackles and an interception in shutout win over Vanderbilt ... finished with eight tackles, three sacks, four tackles for loss and a forced fumble in win over SMU ... had a career-high 16 tackles, three sacks and four tackles for loss at Tulsa ... recorded five tackles and a sack in win over Texas State ... blocked a game-tying field goal at Louisville.

**2014:** Appeared in 12 of the 13 games in 2014 for the Cougars, while making 10 starts at linebacker ... finished the season as the second leading tackler on the team with 76 stops, including nine tackles for loss, four sacks, three forced fumbles and a fumble recovery ... recorded one tackle in Houston's Armed Forces bowl win over Pittsburgh ... had his third double-digit tackle game of the season with 10 to go along with a tackle for loss in the regular season finale at Cincinnati ... registered six tackles, two sacks, and a forced fumble at SMU ... picked up a season-high 13 tackles including one for a loss against Tulsa ... had three tackles for loss and a sack to go along with six tackles at USF ... forced and recovered a fumble along with his seven tackles in the win over Temple ... picked up his first sack of the season to go along with six tackles at Memphis ... forced a fumble and reached the double-digit tackle plateau for the first time in 2014 with 10 at BYU.

**2013:** Took over as Houston's starting strongside linebacker in the third game of the season ... played in all 13 games with nine starts ... fifth on the team with 89 tackles ... led all linebackers with five pass breakups ... hit double-digit tackles in four games with a career-high 15 tackles vs. BYU ... totaled 14 tackles including a career-best 3.5 tackles for loss vs. Vanderbilt in the BBVA Compass Bowl ... also had 11 stops vs. Rice and 10 at Rutgers ... had solo sacks vs. USF and Louisville and half sacks vs. Rice and BYU ... recovered two fumbles on the year against Memphis and UCF ... picked off first career pass vs. Cincinnati.

**2012:** Redshirted.

**High School:** First Team All-District 5-5A ... led his club to back-to-back district titles ... versatile linebacker that played inside during his high school career but will be an outside linebacker in college ... possesses great speed and good instincts ... collected more than 100 total tackles as a senior, which included three sacks and four forced fumbles ... helped the Longhorns to an 8-4 mark and a 6-1 league record ... Second Team All-District selection as a junior ... honorable mention player of the week by the *Dallas Morning News* after an incredible 17-tackle performance ... added a blocked punt and a fumble recovery in the Nov. 12, 2010 win.

**Personal:** Son of Vicky and Steven Taylor Sr. ... lists his father as the most influential person in his life ... uncle, Beaufort Taylor, played football at New Mexico State.



### 55 DAVONTETHOMAS

Aldine, Texas (Eisenhower HS)



ILB	6-1	220	Sr.
-----	-----	-----	-----

Year	G-GS	UT	AT	Total	Loss	Sacks	INT	FC	FR	PBU
2012										
Redshirted										
2013	0-0	-	-	-	-	-	-	-	-	-
2014	8-0	-	-	-	-	-	-	-	-	-
2015	1-0	-	-	-	-	-	-	-	-	-
Career	9-0	-	-	-	-	-	-	-	-	-

**2015:** Appeared in one game on special teams.

**2014:** Appeared in eight games primarily on special teams.

**2013:** Provided depth at linebacker but did not see any game action on the year.

**2012:** Redshirted.

**High School:** One of the state's Top 100 players ... a versatile three-star linebacker prospect by Rivals.com that projects at outside linebacker or safety at the collegiate level ... named Second Team All-Greater Houston before his senior season by the *Houston Chronicle* ... member of the Houston Touchdown Club's Preseason All-Greater Houston squad as well ... three-year letterwinner for head coach Dre Thompson ... also competed in basketball.

**Personal:** Son of Denise and Cedrick Thomas ... lists his mother as the biggest influence in his life ... enjoys camping and playing basketball.

### STEVEN TAYLOR





## THE COUGARS



**79 JOSHTHOMAS**  
Shreveport, La. (Evangel Christian Acad.)



OL	6-6	332	Jr.
----	-----	-----	-----

**2015:** Saw action in four games while making one start at left guard against SMU, before missing the remainder of the season due to injury ... graded out at 78 percent on the season ... did not commit a penalty in 134 snaps ... helped the running backs compile 214 yards and seven rushing touchdowns in his lone start ... in his four games, he helped the Cougars wrap up 1,170 yards and 15 rushing touchdowns.

**2014:** Appeared in all 13 games on special teams ... appeared in Houston's victory over Pittsburgh in the Armed Forces Bowl.

**2013:** Redshirted.

**High School:** MaxPrep Small Schools All-American ... three-star recruit by ESPN, Rivals, Scout and 247Sports ... named to the Louisiana Class 2A All-State team ... No. 23 player in the state of Louisiana by Rivals ... No. 38 offensive tackle nationally by Rivals ... No. 44 player in the state of Louisiana by ESPN ... helped team to Louisiana State Championship.



**91 NICKTHURMAN**  
Dallas, Texas (Lake Highlands HS)



DE	6-4	290	Jr.
----	-----	-----	-----

Year	G-GS	UT	AT	Total	Loss	Sacks	INT	FF	FR	PBU
2013										
2014	5-0	2	5	7	-	-	-	-	-	-
2015	14-1	16	11	27	5-9	0.5-0	-	-	2	1
<b>Career</b>	<b>19-1</b>	<b>18</b>	<b>16</b>	<b>34</b>	<b>5-9</b>	<b>0.5-0</b>	<b>-</b>	<b>-</b>	<b>2</b>	<b>1</b>

**2015:** Appeared in all 14 games with one start against Navy ... had three tackles, including a half tackle for loss in Houston's Chick-fil-A Peach Bowl win over Florida State ... had two tackles and a tackle for loss in win over Navy ... had three tackles and a tackle for loss of three yards at UConn...Had two tackles and recovered a fumble in win over Memphis ... had a career-high five tackles, one for a loss of two yards, while recovering his first fumble in shutout win over Vanderbilt ... notched a career-high five tackles and a tackle for loss in win at Tulane ... totaled three tackles, a half sack and a pass breakup in win at Tulsa.

**2014:** Appeared in five games for the defensive line ... recorded seven tackles on the season ... logged three tackles in the shutout against Grambling ... collected three tackles in the TDECU Stadium opener against UTSA.

**2013:** Redshirted.

**High School:** Three-star recruit by ESPN, Rivals and 247Sports ... two-star recruit by Scout ... named First Team All-District as he led his district in sacks as a senior while helping Lake Highlands to an 8-3 record ... finished senior season with 45 tackles, 14 tackles for loss and seven sacks ... also played basketball for Lake Highlands ... also was a member of school's member of Mu Alpha Theta, DECA, FCA and was a peer helper during high school.

NICK THURMAN



2016 SEASON

COACHING STAFF

THE COUGARS

SEASON REVIEW

HISTORY & RECORDS





## THE COUGARS

2016 SEASON

COACHING STAFF

THE COUGARS

SEASON REVIEW

BOWL HISTORY



### 90 ZACHVAUGHAN

Round Rock, Texas (McNeil HS)



DE	6-4	270	Soph.
----	-----	-----	-------

Year	G-GS	UT	AT	Total	Loss	Sacks	INT	FF	FR	PBU
2014					Redshirted					
2015	11-0	-	-	-	-	-	-	-	-	-
Career	11-0	-	-	-	-	-	-	-	-	-

• 2014 American Athletic Conference All-Academic Football Team

**2015:** Appeared in 11 games while providing depth at defensive end for the Cougars in 2015.

**2014:** Redshirted.

**High School:** Three-star recruit by ESPN, Rivals, Scout and 247Sports ... No. 42 defensive end by 247Sports ... No. 102 player in the state of Texas by ESPN ... a three-year starter at defensive end and earned all-district honors his sophomore and senior seasons ... led the team in tackles for loss both his senior (18) and sophomore (11) seasons ... had 86 tackles as a senior with 20 for loss and eight sacks ... led his district in tackles for loss while tying for district lead in sacks ... also recovered two fumbles and forced another in 2013 ... totaled 41 tackles including six for loss and three sacks with two forced fumbles as a junior ... also broke up five passes and blocked a kick in 2012 ... had 48 tackles including 11 for loss, four sacks, two forced fumbles, one fumble recovery and one pass break up as a sophomore ... finished his high school career with 154 tackles including 35 for loss ... received academic all-state honors.

GREG WARD JR.





## THE COUGARS



**1 GREGWARD JR.**  
Tyler, Texas (John Tyler HS)



**QB**   **5-11**   **185**   **Sr.**

- 2016 Walter Camp Award Watch List
- 2016 Davey O'Brien Award Watch List
- 2016 Wuerffel Trophy Watch List
- 2016 Maxwell Award Watch List
- 2016 Athlon Sports Preseason All-American Fourth Team
- 2016 Manning Passing Academy Staff
- 2016 Athlon Sports Preseason AAC First Team
- 2015 Earl Campbell Award Winner
- 2015 Chick-fil-A Peach Bowl Offensive MVP
- 2015 Phil Steele's AAC Third Team
- 2015 American Athletic Conference Championship MVP
- 2015 Earl Campbell Award Finalist
- 2015 The American Athletic Conference's Second Team
- 2015 Manning Award Finalist
- 2015 Earl Campbell Award Semifinalist
- 2015 Earl Campbell Award Player of the Week (Dec. 1, 2015)
- Manning Award Star of the Week (Nov. 30, 2015)
- American Athletic Conference Weekly Honor Roll (Nov. 30, 2015)
- 2015 Davey O'Brien National QB Award Semifinalist
- 2015 Maxwell Award Semifinalist
- American Athletic Conference Weekly Honor Roll (Oct. 19, 2015)
- 2015 Maxwell Award Watch List
- 2015 Manning Award Watch List
- American Athletic Conference Offensive Player of the Week (Oct. 12, 2015)
- Davey O'Brien 'Great 8' Performance List (Oct. 5, 2015)
- Manning Award Star of the Week (Oct. 5, 2015)
- American Athletic Conference Offensive Player of the Week (Oct. 5, 2015)
- Manning Award Quarterback of the Week (Oct. 1, 2015)
- Manning Award Star of the Week (Sept. 28, 2015)
- American Athletic Conference Weekly Honor Roll (Sept. 28, 2015)
- American Athletic Conference Offensive Player of the Week (Sept. 14, 2015)
- Manning Award Star of the Week (Sept. 14, 2015)
- American Athletic Conference Weekly Honor Roll (Sept. 7, 2015)
- 2015 Earl Campbell Award Watch List
- 2015 Athlon Sports Preseason AAC Fourth Team
- American Athletic Conference Weekly Honor Roll (Dec. 8, 2014)
- American Athletic Conference Weekly Honor Roll (Oct. 20, 2014)
- American Athletic Conference Weekly Honor Roll (Oct. 13, 2014)

**2015:** Started 13 games at quarterback for the Cougars while appearing in 14 ... claimed the Earl Campbell Award, presented annually to the top player from the state of Texas ... Manning Award finalist ... became the first Houston quarterback to rush for over 1,000 yards in a season, finishing with 1,108 yards ... finished fifth nationally and set the Houston single-season record for rushing touchdowns with 21 ... ranked ninth nationally in completion percentage ... threw just six interceptions, ranking seventh nationally among quarterbacks with at least 300 attempts ... joined by Clemson's Deshaun Watson as the only quarterbacks to rush for over 1,000 yards and pass for over 2,000 yards ... broke 14 Houston or American Conference records throughout the season while tying three others ... was eighth nationally with 16 rushing attempts of at least 20 yards and nine rushing attempts of at least 30 yards ... the 16 rushing attempts of at least 20 yards led all quarterbacks nationally and all players in the American, regardless of position ... finished seventh nationally in scoring among non-kickers with 126 points ... moved up to fourth on the Houston career rushing touchdowns chart by the end of the season, just two away from third and 10 away from the Houston career record ... named the Chick-fil-A Peach Bowl Offensive MVP after rushing for 67 yards and two touchdowns while passing for 238 yards and a touchdown ... moved to 19-2 as a starter with the win over Florida State, the best career winning percentage (.905) in Houston history ... led the Cougars with 88 yards passing and 148 yards rushing in the American Championship game against Temple while eclipsing the 1,000-yard rushing mark ... passed for a season-high 308 yards on a 26-for-35 effort with no interceptions and three touchdowns in win over Navy ... also rushed for 83 yards on 14 attempts and a score vs. Midshipmen ... injured in first half vs. Memphis, missing the remainder of the game and all but the last series at UConn ... had two passing touchdowns on a 16-for-24 passing effort for 161 yards, while also rushing for 119 yards on 16 attempts in win over Cincinnati ... passed for 221 yards and a touchdown on a 15-of-23 effort, while rushing for a score on 19 attempts and 33 yards in shutout win over Vanderbilt ... totaled 210 passing yards (16-23) for a touchdown, including a season-long 67-yard pass, while rushing for a score on 10 attempts for 46 yards in win at UCF ... recorded

Year	G-GS	Comp-Att	Pct	Yds	Avg/game	TD	INT	R	Yds	TD
2013	10-0	19-29	65.5	310	31.0	1	-	45	176	2
2014	13-12	177-263	67.3	2,010	154.6	12	7	118	573	6
2015	14-13	232-345	67.2	2,828	202.0	17	6	198	1,108	21
<b>Career</b>	<b>37-25</b>	<b>428-637</b>	<b>67.2</b>	<b>5,148</b>	<b>139.1</b>	<b>30</b>	<b>13</b>	<b>361</b>	<b>1,857</b>	<b>29</b>

Year	G-GS	Rec	Yds	Avg	TD	Long
2013	10-0	10	95	9.5	1	29 vs. Cincinnati
2014	13-12	15	139	9.3	1	36 vs. UCF
2015	14-13	-	-	-	-	-
<b>Career</b>	<b>37-25</b>	<b>25</b>	<b>234</b>	<b>9.4</b>	<b>2</b>	<b>36 vs. UCF</b>

the third-longest streak of games with at least three rushing touchdowns over the last 10 years with three rushing scores at Tulane ... totaled 77 rushing yards on 14 carries in the win at Tulane while passing for 222 yards and one touchdown ... broke the single-season rushing touchdown record by a Houston QB with 11 after finishing with a Houston single-game record four rushing touchdowns in the win over SMU ... added 82 yards on the ground on 14 carries, while passing for 243 yards on a 16-of-18 mark vs. Mustangs ... broke the single-game Houston rushing yards record for a quarterback with his 182 yards on 20 carries in win at Tulsa ... racked up a career-best three rushing touchdowns to lead the offense vs. Golden Hurricane ... also at Tulsa, tallied his fourth straight 200+ yard passing game with 273 yards on a 22-of-38 effort with no interceptions ... notched third straight game with 200+ passing yards ... Had 274 yards of passing on 17-21 for four touchdowns in win over Texas State ... also rushed for two scores on 10 attempts for 91 yards vs. Bobcats ... tallied 236 yards and three passing touchdowns on a 23-for-33 effort in a win at Louisville ... also rushed for 98 yards on 21 carries vs. the Cardinals ... became the eighth quarterback in Houston history to top 100 yards rushing and 100 yards passing in the same game during the season opener against Tennessee Tech ... rushed for a career high 107 yards on 13 carries and two touchdowns while also throwing for 275 yards on 21-of-28 passing and a touchdown.

**2014:** Started the final eight games as Houston's quarterback ... started the first five games as Houston's starting receiver ... at quarterback, passed for 12 touchdowns on 2,010 yards - a passing percentage of 67.3, good for No. 9 nationally ... rushed for six scores and 118 carries, totaling 573 yards ... at receiver, made 15 receptions for 139 yards ... led the Cougars to a comeback win over Pittsburgh in the Armed Forces Bowl ... was 15-of-24 for 274 yards and three passing touchdowns in the win while rushing for 92 yards ... tallied one touchdown, a 36-yard catch vs. UCF ... was 27-of-45 for a career-high 360 passing yards with two passing touchdowns, including a career-long 89-yard pass, at Cincinnati ... added a rushing touchdown on 11 carries and 84 yards vs. Bearcats ... rushed for three touchdowns on 14 carries and 93 yards in win at SMU ... was 16-of-21 for 227 passing yards and a touchdown in win over Tulsa ... recorded a 31-of-45 passing effort for 342 yards and two touchdowns vs. Tulane ... was 29-of-33 passing for 268 yards and two touchdowns vs. Temple ... finished 17-of-28 for 188 passing yards and a touchdown with 95 rushing yards including a 64-yard scoring run in his first career start at quarterback at Memphis ... notched two touchdowns in win over Grambling, a rushing and receiving TD ... made his first career start for the Cougars, at receiver, in the 2014 season opener vs. UTSA ... finished with five receptions for 21 yards.

**2013:** Backup quarterback who also played receiver and saw time as Houston's punt returner late in the year ... made his debut in the third game of the season vs. Rice ... connected on all three pass attempts for a total of 48 yards vs. Rice while picking up 80 yards on the ground off nine rushing attempts ... had 40 yards of total offense vs. UTSA and scored first career touchdown on a six-yard run ... threw his first career touchdown against BYU as he hit Xavier Maxwell for a career-long 69-yard scoring strike ... had his second rushing touchdown at Rutgers as he finished the game with 91 rushing yards off 11 attempts ... made his first career reception vs. Louisville as he pulled in a seven-yard gain for a UH first down ... had three receptions for 42 yards including a 29-yard reception vs. Cincinnati ... also was 5-of-9 for 74 yards at QB in the game ... hauled in his first career receiving touchdown against SMU as he made a leaping 19-yard grab in the back of the end zone en route to five receptions for 48 yards vs. the Mustangs.

**High School:** Three-star recruit by ESPN, Rivals, Scout and 247Sports ... No. 3 quarterback in the state of Texas by Dave Campbell ... No. 60 player in the state of Texas by Rivals ... named to Dave Campbell's Second Team All-Texas team ... named to the 2013 Old Coach Class 4A All-State first team ... named Associated Press Class 4A Honorable Mention All-State ... Dave Campbell's 4A Region II Player of the Year ... led Texas' Class 4A with 4,202 passing yards and 39 touchdowns against five interceptions as a senior ... also added 861 rushing yards and 13 touchdowns on 170 carries ... as a junior threw for 3,596 yards and 32 touchdowns against five interceptions while rushing 207 times for 1,212 yards and 18 touchdowns ... playing as a wide receiver as a sophomore, pulled in 53 receptions for 667 yards and eight touchdowns.

2016 SEASON

COACHING STAFF

THE COUGARS

SEASON REVIEW

HISTORY & RECORDS





## THE COUGARS

2016 SEASON

COACHING STAFF

THE COUGARS

SEASON REVIEW

HISTORY & RECORDS



### 62 JARRID WILLIAMS

Cedar Hill, Texas (Cedar Hill HS)



OL	6-6	290	RS-Fr.
----	-----	-----	--------

2015: Redshirted.

**High School:** Two-year letterman at Cedar Hill High School ... helped lead team to back-to-back Texas 6A state championships and a No. 9 nationally ranking in 2014 ... had 74 solo tackles and 109 total tackles while on the varsity team ... named second team all-district in 2014 ... caused three fumbles while on the varsity team ... helped Cedar Hill to a record of 28-4 while on varsity squad ... two-star recruit by Rivals, Scout and 247Sports.



### 13 JOEAL WILLIAMS

Missouri City, Texas (Hightower HS)



CB	5-10	185	Soph.
----	------	-----	-------

Year	G-GS	UT	AT	Total	Loss	Sacks	INT	FF	FR	PBU
2014										
2015	7-0	2	-	2	-	-	-	-	-	-
Career	7-0	2	-	2	-	-	-	-	-	-

2015: Appeared in seven games ... blocked a punt and returned it for 12 yards in win over Cincinnati ... had two tackles in win over Texas State.

2014: Redshirted.

**High School:** Three-star recruit by ESPN and 247Sports ... No. 86 safety nationally by ESPN ... named to the Houston Chronicle's Top 100 ... named to VYPE Magazine's 2014 Houston Hot 100 ... named to the 2013 District 23-5A first team ... totaled 118 tackles, six forced fumbles and four sacks as a senior ... also a member of Hightower's track and field program ... ran a leg of a 4x100-meter relay that qualified for the 2011 AAU National Championships.



BRANDON WILSON



## THE COUGARS



### 2 KHALIL WILLIAMS

Missouri City, Texas (Hightower HS)



SAF 6-0 200 Jr.

Year	G-GS	UT	AT	Total	Loss	Sacks	INT	FF	FR	PBU
2014	7-0	7	2	9	-	-	-	-	-	-
2015	14-4	11	7	18	1-3	-	1-49	-	-	4
<b>Career</b>	<b>21-4</b>	<b>18</b>	<b>9</b>	<b>27</b>	<b>1-3</b>	<b>-</b>	<b>1-49</b>	<b>-</b>	<b>-</b>	<b>4</b>

**2015:** Started four games while appearing in all 14 ... picked up a tackle in the team's win against Temple in the American Athletic Conference Championship game ... had two tackles and a tackle for loss of three yards in win over Navy ... had four tackles and a PBU in win over Cincinnati ... recorded an interception and returned it 49 yards in win at UCF ... tallied a pass breakup in win over SMU ... had one tackle in win at Tulsa ... had two pass breakups in win over Texas State ... had three tackles in win at Louisville ... assisted on three tackles while starting at defensive back for the Cougars in the season opener on Sept. 5.

**2014:** Was removed from redshirt midway through the year after injuries in the secondary ... made an appearance in seven games ... collected nine tackles for Houston ... had two tackles in the comeback win over Pittsburgh in the Armed Forces Bowl ... matched his career-high with three tackles at SMU ... three tackles in the game at Tulsa.

**High School:** Three-star recruit by ESPN and 247Sports ... named to the Houston Chronicle's Top 100 ... named to VYPE Magazine's 2014 Houston Hot 100 ... named to the 2013 District 23-5A first team ... had 68 tackles, four interceptions and two forced fumbles as a senior ... added 320 yards rushing and five touchdowns on the ground ... named his team's Special Teams MVP as a senior ... also a member of Hightower's basketball program.



### 26 BRANDON WILSON

Shreveport, La. (Calvary Academy)



CB 5-11 200 Sr.

Year	G-GS	UT	AT	Total	Loss	Sacks	INT	FF	FR	PBU
2012	Redshirted									
2013	12-0	2	3	5	-	-	-	-	-	1
2014	13-8	21	12	33	-	-	-	1	-	1
2015	14-13	51	7	58	2.0-13	-	1-51	2	1-85	8
<b>Career</b>	<b>39-21</b>	<b>74</b>	<b>22</b>	<b>96</b>	<b>2.0-13</b>	<b>-</b>	<b>1-51</b>	<b>3</b>	<b>1-85</b>	<b>10</b>

Year	G-GS	Rushing	Avg.	TD	Lg	Rec.	Yards	TD	Lg
2015	2-1	37-188	5.1	2	18	6	40	-	20

- 2016 Paul Hornung Award Watch List
- 2016 Athlon Sports Preseason AAC First Team (KR)
- 2016 Athlon Sports Preseason AAC Second Team (CB)
- 2015 Phil Steele's AAC First Team (KR)
- American Athletic Conference Special Teams Player of the Week (Sept. 14, 2015)
- Paul Hornung Award Honor Roll (Sept. 14, 2015)
- American Athletic Conference Special Teams Player of the Week (Sept. 30, 2013)

**2015:** Made 13 starts in 14 appearances with the first 12 coming at cornerback and two at running back late in the season ... only player in the nation to score multiple touchdowns in all three phases of the game with two each on offense, defense and special teams ... led The American and ranked sixth nationally with two kickoff returns for touchdowns ... became just the second player in Houston history with multiple kickoff return touchdowns in a season and a career ... moved to running back with injuries at the position four days before game against Navy and rushed for 111 yards and two touchdowns on 22 carries and two touchdowns ... had 70 yards on 11 carries in the American Championship game against Temple ... moved back to cornerback for the Chick-fil-A Peach Bowl and finished the game with three tackles and a pass breakup ... notched his second kickoff return for a touchdown of the season with a 94-yard return at UConn ... also had six tackles and a PBU vs. Huskies ... returned an interception 51 yards for a touchdown in win over Cincinnati ... returned a fumble he forced 85 yards for a touchdown to open the scoring at UCF ... recorded a fumble recovery, eight tackles and a pass breakup in win over SMU ... became the sixth player in program history to record a 100-yard kickoff return for a touchdown in win at Louisville ... also added eight tackles vs. the Cardinals.

**2014:** Played in all 13 games during the 2014 season, making eight starts at defensive back and as a special teams contributor ... finished the year with 33 tackles and one forced fumble ... recorded two tackles in Houston's comeback victory in the Armed Forces Bowl over Pittsburgh ... recorded a season-high five tackles and one forced fumble vs. Tulane ... made his first career start and registered three tackles at BYU.

**2013:** Played in 12 games as a reserve defensive back and special teams contributor ... returned a blocked field goal 78 yards for a touchdown at UTSA ... was named The American Athletic Conference's Special Teams Player of the Week following the game ... had a career-best two tackles vs. Southern and SMU ... also broke up a pass against Southern.

**2012:** Redshirted.

**High School:** Helped lead Calvary Academy to the Louisiana state semifinals as a senior ... rushed for 1,800 yards with 21 touchdowns as a senior while accounting for 500 yards receiving and six more scores ... averaged 33 yards per kick return as a senior.

**Personal:** Son of Ruby and Kenneth Wilson ... is the middle of seven children.

2016 SEASON

COACHING STAFF

THE COUGARS

SEASON REVIEW

HISTORY & RECORDS





## THE COUGARS

2016 SEASON

COACHING STAFF

THE COUGARS

SEASON REVIEW

HISTORY & RECORDS



### 6 HOWARD WILSON

DeSoto, Texas (DeSoto HS)



CB	6-1	185	Soph.
----	-----	-----	-------

Year	G-GS	UT	AT	Total	Loss	Sacks	INT	FF	FR	PBU
2014	13-3	27	21	48	1-2	-	3-0	-	-	3
2015	3-0	5	-	5	-	-	1-5	-	-	2
<b>Career</b>	<b>16-3</b>	<b>32</b>	<b>21</b>	<b>53</b>	<b>1-2</b>	<b>-</b>	<b>4-5</b>	<b>-</b>	<b>-</b>	<b>5</b>

#### - American Athletic Conference Weekly Honor Roll (Nov. 22, 2014)

**2015:** Appeared in three games before suffering a season-ending injury ... received a medical hardship waiver following the season to restore his sophomore year ... recorded fourth career interception in win over Texas State ... also added five tackles in three games.

**2014:** One of just four freshmen to appear in all 13 games in the 2014 season ... made three starts in the defensive secondary ... finished the season with 48 tackles including one for a loss, three interceptions, and three pass breakups ... recorded two tackles in Houston's Armed Forces Bowl victory ... registered nine tackles in the regular season finale at Cincinnati ... collected four tackles in the team's win at SMU ... had a career-high 15 tackles and an interception in win over Tulsa ... notched three tackles vs. Tulane ... had three tackles and a pass breakup in win at USF ... notched his second interception of the year in win over Temple ... had a tackle for a loss of two yards at Memphis ... tallied his first career interception vs. UNLV ... recorded three tackles in win over Grambling ... was one of just four true freshmen to make an appearance in the 2014 season opener vs. UTSA.

**High School:** Named to the 2013 AP All-State second team ... Named to the 2013 The Old Coach DFW Class 5A All-Area second team ... named to the 2013 All-District 7-5A first team ... had five interceptions his senior year ... two-year starter at cornerback for DeSoto High School.



### 24 JEREMY WINCHESTER

Spring, Texas (Klein Collins HS)



CB	6-0	190	Soph.
----	-----	-----	-------

Year	G-GS	UT	AT	Total	Loss	Sacks	INT	FF	FR	PBU
2014	Redshirted									
2015	13-2	13	4	17	-	-	-	-	-	3
<b>Career</b>	<b>13-2</b>	<b>13</b>	<b>4</b>	<b>17</b>	<b>-</b>	<b>-</b>	<b>-</b>	<b>-</b>	<b>-</b>	<b>3</b>

**2015:** Appeared in 13 games, making two starts in wins over Memphis and Navy ... tallied four tackles and a key pass breakup in the end zone while making a start against Temple in the American Athletic Conference Championship game for Brandon Wilson ... had six tackles in win over Memphis and made his first career start with the injury to William Jackson III ... tallied two tackles and a PBU in win over Cincinnati ... had two tackles in win at UCF...Tallied two tackles and a PBU in win over Texas State.

**2014:** Redshirted.

**High School:** Three-star recruit by ESPN and 247Sports ... No. 57 cornerback nationally by ESPN ... No. 86 safety nationally by 247Sports ... named to the Houston Chronicle's Top 100 ... named to VYPE Magazine's 2014 Houston Hot 100 ... a two-year starter ... was named first team all-district as a junior and honorable mention all-district as a senior ... also a standout track athlete, qualifying for the Texas State Championships in the 110-meter hurdles as a junior ... Klein Collins' record holder in the 110-meter hurdles (13.97) and the 300-meter hurdles (37.61).

## THE COUGARS



### 20 ROMAN BROWN

DeSoto, Texas (Midlothian HS)

OLB 6-0 220 Soph.



### 59 ZORRELLE ZELL

Humble, Texas (Baylor)

DE 6-1 285 Sr.



### 28 JOSH BURRELL

Missouri City, Texas (Ridge Point HS)

RB 5-10 247 RS-Fr.



### 48 ZACH FAIRES

Edinburg, Texas (Edinburg HS)


LS 6-2 235 Sr.



### 84 COLTON CERDAY

Wimberley, Texas (Wimberley HS)

WR 6-0 216 RS-Fr.



### 49 BLAKE HIRSCH

Katy, Texas (Cinco Ranch HS)

RB 6-0 220 Soph.



### 25 AUSTIN DIES

Pearland, Texas (Pearland HS)

WR 6-3 190 RS-Fr.



### 58 RYAN HIRSCH

Katy, Texas (Cinco Ranch HS)

OL 6-2 280 RS-Fr.



### 32 KHARIDOTSON

Houston, Texas (Memorial HS)


OLB 6-1 210 Soph.



### 31 JON LETTER

Katy, Texas (Katy HS)

LS 6-3 191 Fr.



### 29 CEDRIC EDWARDS

Galveston, Texas (Ball HS)

WR 5-9 200 RS-Fr.



### 27 CHRISTIAN LUKE

Willis, Texas (Willis HS)

WR 6-2 215 Fr.

2016 SEASON

COACHING STAFF

THE COUGARS

SEASON REVIEW

HISTORY & RECORDS





## THE COUGARS

2016 SEASON

COACHING STAFF

THE COUGARS

SEASON REVIEW

HISTORY & RECORDS



**35 ANDREW MATHIS**  
Duncanville, Texas (West Texas A&M)

CB 6-0 204 Soph.



**40 ALEXANDER MYRES**  
Houston, Texas (The Woodlands College Park HS)

CB 5-10 184 Jr.



**37 CAEMEN MAYFIELD**  
Fulshear, Texas (LeTourneau)

SAF 5-10 204 Soph.



**57 PAYTON PARDEE**  
Houston, Texas (St. Thomas HS)

LS 5-10 190 RS-Fr.



**13 MASON MCCLEENDON**  
Midland, Texas (Midland Christian HS)

QB 5-10 190 Soph.



**63 MARC REID**  
Atascocita, Texas (Atascocita HS)

OL 6-5 279 Jr.



**8 HUNTER MCCOY**  
Mineral Wells, Texas (Trinity Valley CC)

QB 6-4 220 Sr.



**95 ZAC REID**  
Bertram, Texas (Burnet HS)

DE 6-0 248 Jr.




**83 DEREK MCCLAMORE**  
Southlake, Texas (Carroll HS)

WR 6-0 197 Jr.



**38 ANDREW ROBERTSON**  
Garland, Texas (Lakeview Centennial HS)

CB 5-9 176 Soph.



**96 BLAINE MEDLAND**  
Deer Park, Texas (Deer Park HS)

DE 6-0 246 Soph.



**22 AUSTIN ROBINSON**  
Pearland, Texas (UTSA)

SAF 6-3 220 Jr.



## THE COUGARS


2016 SEASON

COACHING STAFF

THE COUGARS

SEASON REVIEW

HISTORY & RECORDS



### 41 JOEL SCARBROUGH

Houston, Texas (Langham Creek HS)

K 5-10 182 RS-Fr.



### 89 BYRON SIMPSON

Cat Spring, Texas (Sealy HS)

TE 6-5 260 Jr.



### 40 BEN SINCLAIR

Grandville, Mich. (Grandville HS)

WR 5-8 170 Fr.



### 39 KEISLAND SMALLS

Austin, Texas (McCallum HS)

WR 5-9 185 Fr.



### 51 RASHEED TYNES

Baltimore, Md. (Briar Cliff)

LB 5-11 220 Jr.

## 2016 SIGNING CLASS BY THE NUMBERS

University of Houston Football head coach Tom Herman announced his second signing class of his head coaching career as 24 newcomers joined the program for the 2016 season.

The 24 signees consisted of 19 from the state of Texas, one from the state of Louisiana, Arizona, Maryland and Oklahoma and one from Toronto, Canada.

*"I am very excited about this signing class. We made history. We have signed the **highest-ranked non-Power 5 recruiting class** in the history of college football, and that should be commended. Our staff, support staff, coaches, everybody who has a hand in recruiting should be commended for that. That is something that we don't take very lightly. We know that we are a lot better coaches when we have a lot better players."*

- Houston Football head coach Tom Herman

2

Head Coach Tom Herman's second signing class at Houston

17

17 signees are true freshmen

19

19 signees from the state of Texas

24

Houston signed 24 student-athletes to NLI's





## THE COUGARS

2016 SEASON

COACHING STAFF

THE COUGARS

SEASON REVIEW

HISTORY & RECORDS



**10 KYLE ALLEN**  
Scottsdale, Ariz. (Texas A&M)

QB	6-3	210	Jr.
----	-----	-----	-----

**At Texas A&M:** Saw action in 20 games with 14 starts in his two seasons with the Aggies ... sophomore season saw Allen lead Texas A&M in passing and total offense, completing 160-of-283 passes for 2,210 yards and 17 touchdowns against seven interceptions ... also added 102 yards on the ground as he became just the eighth quarterback in Texas A&M history to pass for 2,000 yards and 15 touchdowns in a season ... threw for 1,322 yards and 16 touchdowns as a freshman against seven interceptions on 118-of-192 passing ... closed the year with MVP honors in an AutoZone Liberty Bowl win over West Virginia, throwing for 294 yards and four touchdowns while adding 33 yards rushing against the Mountaineers.

**High School:** Rated the nation's top quarterback by ESPN, Rivals, Scout and 247Sports after throwing for more than 8,000 yards and 86 touchdowns over his high school career ... 2014 US Army All-American ... completed 186-of-272 passes as a senior for 2,535 yards and 29 touchdowns.



**34 MULBAH CAR**  
Austin, Texas (John H. Reagan HS)

RB	5-11	194	Fr.
----	------	-----	-----

**High School:** Three-star recruit by ESPN, Rivals, Scout and 247Sports ... No. 43 running back by ESPN ... No. 81 player in the state of Texas by ESPN ... set the Austin Independent School District career rushing record ... named second-team AP Texas All-State and district 26-4A MVP as a senior after running for 1,675 yards and 33 touchdowns ... named all-central Texas first team running back as a junior after rushing for 1,655 yards and 20 touchdowns ... rushed for 1,178 yards and seven touchdowns as a sophomore to earn district 26-4A Newcomer of the Year award ... competed in the Texas State Wrestling Championships as a sophomore ... chose Houston over Indiana, Iowa State, Nebraska, Oregon State, Purdue and Texas Tech among others ... coached by Keith Carey at John H. Reagan HS ... became a U.S. citizen on May 24 after escaping worn-torn Liberia at the age of five.



**2 DUKE CATALON**  
Houston, Texas (Texas)

RB	6-0	210	Soph.
----	-----	-----	-------

• 2016 Athlon Sports Preseason AAC Second Team

2015: Sat out the year due to NCAA transfer rules.

**At Texas:** Catalon redshirted his lone season (2014) at Texas before returning home.

**High School:** Was a three-time all-district honoree and four-year letterman for Aldine Eisenhower ... named the No. 10 running back nationally and No. 25 player in the state of Texas by 247Sports ... rushed for 866 yards on 125 carries (6.9 yards per attempt) and had 410 yards receiving as a senior ... also started five games at cornerback and recorded 38 tackles and one interception, helping Eisenhower to an appearance in the 5A DII bi-district playoffs in 2013 ... named second-team All-District 18-5A and third-team DCTF Super Team as a running back in 2012, rushing for 1,331 yards and 10 TDs on 182 carries with 12 receptions for 152 yards and a TD as a junior, helping Eisenhower to an appearance in the 5A DII bi-district playoffs in 2012 ... selected as the top all-purpose player and Newcomer of the Year in District 18-5A in 2011 after rushing for 1,156 yards and seven TDs on 172 carries as a sophomore ... played in seven games as a freshman with one start, rushing for 211 yards and averaging 5.1 yards per carry.



**18 KEITH CORBIN**  
Beaumont, Texas (West Brook HS)

WR	6-2	175	Fr.
----	-----	-----	-----

**High School:** Three-star recruit by ESPN, Rivals, Scout and 247Sports ... No. 81 player in the state of Texas by Rivals ... No. 86 receiver by Rivals ... named all-district 21-6A in 2015 and 2014 ... earned honorable mention all-state honors as a junior ... pulled in 45 receptions for 896 yards and nine touchdowns as a senior ... had 54 receptions for 893 yards and 12 touchdowns his junior year ... had 23 receptions for 506 yards and six touchdowns as a sophomore to earn second team all-district 21-6A ... chose Houston over Mississippi, Nebraska, TCU, Texas Tech and Wisconsin among others ... coached by Kevin Flanigan at West Brook HS.



**23 J.J. DALLAS**  
Corpus Christi, Texas (Blinn CC)

SAF	6-0	200	Soph.
-----	-----	-----	-------

**At Blinn CC:** Three-star recruit by ESPN, Rivals and 247Sports ... No. 9 junior college cornerback by ESPN ... No. 13 junior college cornerback by 247Sports ... will have three years of eligibility remaining ... led Blinn Community College with two interceptions in eight games, one of which was returned for a touchdown ... had 17 tackles, including one for loss on the 2015 season ... a native of San Diego, played for Eddie Hesselstine at Corpus Christi King High School ... named All-District ... high school made state semifinals in 2011 and first round in 2013.



**50 AYMIEL FLEMING**  
La Marque, Texas (La Marque HS)

DE	6-2	284	Fr.
----	-----	-----	-----

**High School:** Three-star recruit by ESPN ... No. 79 defensive tackle by ESPN ... had 133 tackles and seven sacks during his career ... named to the District 10-4A All-District first teams in 2014 and 2015, unanimously in 2015 ... received honorable mention All-Galveston County honors in both 2014 and 2015 ... coached by Mike Jackson at La Marque HS.



**53 ALEX FONTANA**  
Toronto, Canada (New Mexico Military Inst.)

OL	6-3	310	Jr.
----	-----	-----	-----

**At New Mexico Military Institute:** Starting at center at NMMI, Fontana earned Honorable Mention All-Western States Football League honors at offensive line.

**High School:** Played his high school ball at Kent Prep High School where he was named to the 2013 All-New England First Team and the 2013 All-Canadian High Schools Second Team by Top Prospects Canada ... participated in the Blue-Grey All-American Football game ... also participated in wrestling, rugby and track & field in high school.



**92 HASAUNGLASGOW**  
Manvel, Texas (Manvel HS)

DE	6-3	243	Fr.
----	-----	-----	-----

**High School:** Three-star recruit by ESPN and 247Sports ... had 24 tackles, including seven for loss and four sacks, as a senior ... named first team all-district 22-6A in 2015 ... named to the Houston Chronicle's 2016 Top 100 list ... ranked the No. 58 player in the Houston area by VYPE Houston ... had 57 tackles, two sacks, eight pass breakups, two interceptions and one touchdown as a senior ... totaled 35 tackles, four sacks, three fumble recoveries, two forced fumbles and one defensive touchdown as a junior ... collected 24 tackles and two sacks as a sophomore ... chose Houston over Louisville among others ... coached by Kirk Martin at Manvel HS.



## THE COUGARS

2016 SEASON

COACHING STAFF

THE COUGARS

SEASON REVIEW

HISTORY & RECORDS



### 52 BRAYLON JONES

Tyler, Texas (John Tyler HS)

DE	6-3	278	Fr.
----	-----	-----	-----

**High School:** Three-star recruit by Rivals, Scout and 247Sports ... No. 54 defensive tackle by Scout ... No. 10 defensive tackle in the state of Texas by Scout ... had 70 tackles and two forced fumbles as a senior to earn first team district 16-5A honors on both offense and defense ... totaled 95 tackles and seven sacks as a junior en route to earning second team district 16-5A honors ... had 61 tackles, 2.5 sacks and a fumble recovery as a sophomore and was named district 16-4A Defensive Newcomer of the Year ... owns 195 career tackles ... coached by Ricklan Holmes at John Tyler HS ... named valedictorian of senior class.



### 6 TERRY MARK

Lufkin, Texas (Lufkin HS)

WR	6-1	190	Fr.
----	-----	-----	-----

**High School:** Three-star recruit by Rivals, ESPN, Scout and 247Sports ... had 45 receptions for 798 yards and 14 touchdowns as a senior ... named 2014 first team all-district ... named 2013 second team all-district after pulling in 34 receptions for 578 yards and six touchdowns ... younger brother of former Houston defensive tackle Tomme Mark ... also starting goalkeeper for Lufkin's state champion soccer team in 2015.



### 4 D'ERIKING

Manvel, Texas (Manvel HS)

QB	5-10	170	Fr.
----	------	-----	-----

**High School:** Four-star recruit by ESPN ... member of ESPN 300 ... No. 14 athlete in the nation by ESPN ... No. 31 player in the state of Texas by ESPN ... No. 202 overall player nationally by ESPN ... named district 22-6A MVP as a senior ... named first team All-Greater Houston ... Elite 11 semifinalist ... ranked the No. 11 player in the Houston area by VYPE Houston ... closed out his high school career with over 10,000 career passing yards and 3,000 career rushing yards ... threw for 2,898 yards and 43 touchdowns against just five interceptions as a senior while rushing for 640 yards and eight touchdowns ... named to the Houston Chronicle's 2016 Top 100 list ... as a junior threw for 3,193 yards and 47 touchdowns with just three interceptions while rushing for 780 yards and 12 touchdowns ... ran for 1,289 yards and 17 touchdowns as a sophomore while throwing for 2,628 yards and 36 touchdowns ... had 1,745 passing yards as a freshman to go along with 14 touchdowns through the air and 11 on the ground with 731 rushing yards ... chose Houston over Baylor, Clemson, Michigan State, TCU and UCLA among others ... coached by Kirk Martin at Manvel HS.



### 77 KEENAN MURPHY

Crosby, Texas (Crosby HS)

OL	6-2	295	Fr.
----	-----	-----	-----

**High School:** Three-star recruit by ESPN, Rivals, Scout and 247Sports ... No. 5 center by Scout ... three-time unanimous All-District first team selection ... received honorable mention AP All-State honors in both 2014 and 2015 ... named to the Houston Chronicle's 2016 Top 100 list ... ranked the No. 48 player in the Houston area by VYPE Houston ... started 39 games over his high school career and helped lead Crosby to 34-5 record over that span ... graded out at 92 percent with 100 over pancake blocks in his career ... chose Houston over Colorado, Memphis, Missouri and Texas Tech among others ... coached by Jeff Riordan at Crosby HS.



### 9 COURTNEY LARK

Bellaire, Texas (Bellaire HS)

WR	6-1	163	Fr.
----	-----	-----	-----

**High School:** Four-star recruit by ESPN, Rivals, Scout and 247Sports ... No. 27 player in the state of Texas by Rivals ... No. 32 receiver by Scout ... No. 36 receiver by ESPN ... No. 169 player nationally by Scout ... No. 203 overall player nationally by Rivals ... pulled in 68 receptions for 1,222 yards and 18 touchdowns as a senior ... named to USA Today's All-USA Texas Football second team ... named district 20-6A MVP as a senior ... received first-team all-district honors in each of his senior, junior and sophomore seasons ... ranked the No. 19 player in the Houston area by VYPE Houston ... totaled 58 receptions for 1,138 yards and 16 touchdowns as a junior ... had 38 receptions for 583 yards and eight touchdowns as a sophomore ... chose Houston over Baylor, Nebraska, TCU, Texas Tech and UCLA among others ... coached by Herb Kunz at Bellaire HS.



### 18 ED OLIVER

Houston, Texas (Westfield HS)

DT	6-2	290	Fr.
----	-----	-----	-----

• 2016 Athlon Sports Preseason AAC Fourth Team

**High School:** Five-star recruit by ESPN, Rivals, Scout and 247Sports ... No. 1 defensive tackle in the state of Texas by Scout ... No. 1 defensive tackle in the midlands by Scout ... No. 2 defensive tackle nationally by ESPN ... No. 2 player in the state of Texas by ESPN and 247Sports ... No. 3 player in the state of Texas by Rivals ... No. 3 defensive tackle by Scout ... No. 4 overall player nationally by ESPN ... No. 4 defensive tackle by Rivals and 247Sports ... No. 6 overall player nationally by Scout ... named Defensive MVP in the 2016 Under Armour All-America Game ... named second team All-American by USA Today ... named the Scout All-Midlands Defensive Player of the Year ... named to USA Today's All-USA Texas Football first team ... named all-district 15-6A in 2015 ... named to the Houston Chronicle's 2016 Top 100 list ... ranked the No. 1 player in the Houston area by VYPE Houston ... recorded 83 tackles, 20 tackles for loss, nine sacks, two forced fumbles and an interception as a senior ... had 84 tackles and seven sacks as a junior to earn district 15-6A MVP honors ... had 62 tackles, including 14 for loss, and one fumble recovery as a sophomore to earn district 13-5A Defensive Newcomer of the Year award ... chose Houston over Alabama, Baylor, LSU, Mississippi, Notre Dame, Oklahoma, Texas and Texas A&M among others ... coached by Matt Meekins at Westfield HS.



### 87 ALEX LESLIE

New Braunfels, Texas (Iowa State)

TE	6-5	240	Jr.
----	-----	-----	-----

**Prior to Houston:** Will have two years of eligibility remaining after spending two seasons at Iowa State, redshirting in 2013 ... was ranked the No. 31 tight end in the nation coming out of New Braunfels High School by ESPN ... All-District 25-5A first team as a wide receiver during senior season ... played on Team USA in International Bowl ... All-District first team as a tight end as a junior ... caught 56 passes for 720 yards and 10 touchdowns as a senior ... caught 25 passes and four touchdowns as a junior ... earned All-County honors his junior season ... coached at New Braunfels by Chuck Caniford.



### 51 NA'TY RODGERS

Pomfret, Md. (Iowa Western CC)

OL	6-5	292	Jr.
----	-----	-----	-----

• 2016 Athlon Sports Preseason AAC Third Team

**Prior to Houston:** Four-star recruit by ESPN, Rivals, Scout and 247Sports ... ranked the No. 7 overall junior college player by ESPN ... No. 4 junior college offensive tackle by ESPN and 247Sports ... helped lead Iowa Western to back-to-back ICCAC Conference Championships ... spent the 2013 season at South Carolina where he redshirted before two seasons at Iowa Western CC where he was coached by Scott Strohmeier ... attended high school at McDonough High School in Pomfret, Md., where he played in the Chesapeake Bowl all-star game and in the Under Armour All-America Game following the season ... coached by Luke Ethington at McDonough HS ... chose Houston over Arizona State, Louisville, Missouri, Ole Miss, TCU and West Virginia among others.





## THE COUGARS

2016 SEASON

COACHING STAFF

THE COUGARS

SEASON REVIEW

HISTORY & RECORDS



### 7 PATRICK ROSETTE

Richmond, Texas (Foster HS)

CB	6-1	195	Fr.
----	-----	-----	-----

**High School:** Three-star recruit by ESPN and 247Sports ... named all-district 24-5A in 2015 ... totaled 70 tackles, six pass breakups, four fumble recoveries and one interception his senior year ... had 63 tackles, four forced fumbles and

two pass breakups as a junior ... named to the Houston Chronicle's 2016 Top 100 list ... ranked the No. 64 player in the Houston area by VYPE Houston ... coached by Shaun McDowell at Richmond Foster HS.




### 7 MARQUEZ STEVENSON

Shreveport, La. (Northwood HS)

WR	6-0	175	Fr.
----	-----	-----	-----

**High School:** Three-star recruit by ESPN, Rivals, Scout and 247Sports ... No. 35 player in the state of Louisiana by 247Sports ... No. 38 player in the state of Louisiana by ESPN ... named Shreveport All-City Offensive MVP by the Shreveport Times ... received first-team all-district honors

as both a senior and junior ... named honorable mention all-state in 2014 and 2015 ... caught 50 passes for 900 yards and eight touchdowns while rushing for 445 yards and five touchdowns as a senior ... received second-team all-district honors as a sophomore ... chose Houston over Arizona State, Baylor, Miami, Mississippi State, Missouri, TCU and Utah among others ... coached by James Gatlin at Northwood HS.



### 12 BOWMANSELLS

Lucas, Texas (Lovejoy HS)

QB	6-2	202	Fr.
----	-----	-----	-----

**High School:** No. 16 quarterback by Rivals ... No. 64 player in the state of Texas by Rivals ... three-star recruit by ESPN, Rivals, Scout and 247Sports ... honorable mention AP All-State as a senior ... named District 10-5A offensive MVP in

2015 ... threw for 3,140 yards and 35 touchdowns as a senior while leading Lovejoy in rushing with 829 yards on the ground and 12 touchdowns ... threw for 3,008 yards and 35 touchdowns as a junior while adding 392 yards and five touchdowns on the ground ... named all-district 10-5A as a junior ... threw for 2,632 yards and 25 touchdowns in varsity action as a freshman before his sophomore season was cut short due to injury ... was named district 13-4A Newcomer of the Year as a freshman ... chose Houston over Clemson, Iowa, Ohio State and Texas.



### 5 COLLIN WILDER

Katy, Texas (Katy HS)

SAF	5-11	175	Fr.
-----	------	-----	-----

**High School:** Three-star recruit by ESPN, Rivals, Scout and 247Sports ... No. 36 safety by Rivals ... No. 77 player in the state of Texas by Rivals ... named 2016 MaxPreps All-American ... four-year starter at safety for Katy High School, starting 64 straight games capped by a win in the 2015 Texas Class 6A Division II

State Championship ... team ended the year ranked No. 1 nationally in both the final MaxPreps Xcellent 25 National rankings and the NationalHSFootball.com's HSF100 ... led a Katy defense that only allowed 62 points the entire season, pitching 10 shutouts in 16 games and giving up more than eight points just twice ... named to USA Today's All-USA Texas Football second team ... named district 19-6A MVP in 2015 ... honorable mention AP All-State as a senior ... had 118 tackles and three interceptions as a junior ... pulled in five interceptions and two fumble recoveries as a sophomore ... collected 56 tackles and one interception as a freshman ... chose Houston over Missouri, Northwestern, Tennessee, Texas Tech and Wisconsin among others.



### 19 JAVIAN SMITH

Richmond, Texas (Bush HS)

CB	6-1	165	Fr.
----	-----	-----	-----

**High School:** Two-star recruit by Rivals, Scout and 247Sports ... named first team all-district 23-5A in 2015 and 2014 ... named to the Houston Chronicle's 2016 Top 100 list ... ranked the No. 60 player in the Houston area by VYPE

Houston ... had 38 tackles and five pass breakups as a senior ... also had 19 kick returns for 374 yards and a touchdown ... totaled 31 tackles and five pass breakups as a junior ... coached by Allen Aldridge at Bush HS.



### 3 TERRELL WILLIAMS

Lawton, Okla. (Northeastern Oklahoma A&M)

SAF	6-3	210	Jr.
-----	-----	-----	-----

**Prior to Houston:** Three-star recruit by Rivals, Scout and 247Sports ... No. 9 junior college safety by 247Sports ... had 51 tackles, four pass breakups and two interceptions as a sophomore in 2015 ... received all-SWJCFC first team

honors following the season ... had 24 tackles, two pass breakups and an interception as a freshman ... played high school football at Lawton High School in Lawton, Okla. ... had 56 tackles and five interceptions as a senior at Lawton High ... chose Houston over Iowa State, Purdue and West Virginia among others.



### 4 KA'DARIAN SMITH

Spring, Texas (Spring HS)

CB	6-0	172	Fr.
----	-----	-----	-----

**High School:** Three-star recruit by 247Sports ... named first team all-district 15-6A in 2015 ... named to the Houston Chronicle's 2016 Top 100 list ... ranked the No. 70 player in the Houston area by VYPE Houston ... had 48

tackles, 14 pass breakups, two interceptions and one fumble recovery as a junior ... coached by Sam Parker at Spring HS.



### 56 DIXIE WOOTEN

Houston, Texas (Lamar HS)

OL	6-5	322	Fr.
----	-----	-----	-----

**High School:** Three-star recruit by ESPN, Scout and 247Sports ... No. 61 guard by ESPN ... No. 61 offensive tackle by Scout ... No. 8 offensive tackle in the state of Texas by Scout ... named first team all-district 20-6A in 2015 ...

named to the Houston Chronicle's 2016 Top 100 list ... ranked the No. 42 player in the Houston area by VYPE Houston ... received second team all-district 20-6A honors as a junior and first team all-district 24-3A honors as a sophomore ... chose Houston over Illinois, Iowa State and Miami among others ... coached by Tom Nolen at Lamar HS.



# #TOWN TALKER SEASON REVIEW

<i>Team Statistics</i> .....	80
<i>Individual Statistics</i> .....	81-82
<i>Defensive Statistics</i> .....	83
<i>Game-by-Game Statistics</i> .....	84
<i>Starting Lineups</i> .....	85
<i>Participation</i> .....	86
<i>The Last Time</i> .....	87
<i>Season Highs</i> .....	88
<i>Team Game-by-Game</i> .....	89
<i>Scoring Drives</i> .....	90-91
<i>Game Recaps</i> .....	92-98







## TEAM STATISTICS

2016 SEASON

COACHING STAFF

THE COUGARS

SEASON REVIEW

HISTORY & RECORDS

### SCHEDULE & RESULTS

DATE	OPP.	W/L	SCORE	TIME	ATT.
Sept. 5	Tennessee Tech	W	52-24	3:26	30,479
Sep. 12	at Louisville	W	34-31	3:23	50,019
Sep. 26	Texas State	W	59-14	3:12	35,257
*Oct. 3	at Tulsa	W	38-24	3:51	17,146
*Oct. 8	SMU	W	49-28	3:23	25,204
*Oct. 16	at Tulane	W	42-7	3:16	21,522
*Oct. 24	at UCF	W	59-10	3:19	28,350
Oct. 31	Vanderbilt	W	34-0	3:07	29,565
*Nov. 7	Cincinnati	W	33-30	3:34	32,889
*Nov. 14	#25 Memphis	W	35-34	3:34	42,159
*Nov. 21	at UConn	L	17-20	3:33	26,879
*Nov. 27	#15 Navy	W	52-31	3:11	40,562
\$Dec. 5	#20 Temple	W	24-13	3:05	35,721
!Dec. 31	#9 Florida State	W	38-24	3:45	71,007

\* Conference Game | \$ American Championship Game (Houston)  
! Chick-fil-A Peach Bowl (Atlanta, Ga.)

### SCORE BY QUARTERS

	1	2	3	4	OT	Total
Houston	105	178	141	142	-	566
Opponents	63	75	45	102	-	290

### TEAM STATISTICS

	Houston	Opponent
SCORING	566	290
Points Per Game	40.4	20.7
FIRST DOWNS	332	253
Rushing	157	84
Passing	149	151
Penalty	26	18
RUSHING YARDAGE	3,301	1,524
Yards gained rushing	3,660	1,938
Yards lost rushing	359	414
Rushing Attempts	669	480
Average Per Rush	4.9	3.2
Average Per Game	235.8	108.9
TDs Rushing	46	16
PASSING YARDAGE	3,477	3,846
Comp-Att-Int.	285-432-7	278-500-21
Average Per Pass	8.0	7.7
Average Per Catch	12.2	13.8
Average Per Game	248.4	274.7
TDs Passing	22	20
TOTAL OFFENSE	6,778	5,370
Total Plays	1,101	980
Average Per Play	6.2	5.5
Average Per Game	484.1	283.6
KICK RETURNS: #-YARDS	33-777	68-1,389
PUNT RETURNS: #-YARDS	29-302	16-35
INT RETURNS: #-YARDS	21-342	7-67
KICK RETURN AVERAGE	23.5	20.4
PUNT RETURN AVERAGE	10.4	2.2
INT RETURN AVERAGE	16.3	9.6
FUMBLES-LOST	19-7	21-14
PENALTIES-YARDS	85-783	96-768
Average Per Game	55.9	54.9
PUNTS-YARDS	64-2,584	86-3,603
Average Per Punt	40.4	41.9
Net punt average	38.9	37.5
TIME OF POSSESSION/GAME	31:20	28:40
3RD-DOWN CONVERSIONS	117/232	79-211
3rd-Down Pct.	50%	37%
4TH-DOWN CONVERSIONS	13/26	8/17
4th-Down Pct.	50%	47%
SACKS BY-YARDS	33-253	28-160
MISC YARDS	0	0
TOUCHDOWNS SCORED	75	36
FIELD GOALS-ATTEMPTS	13-17	12-18
ON-SIDE KICKS	0-0	0-1
RED-ZONE SCORES	59-67 (88%)	32-35 (91%)
RED-ZONE TOUCHDOWNS	49-67 (73%)	25-35 (71%)
PAT-ATTEMPTS	75-75 (100%)	34-34 (100%)
ATTENDANCE	271,836	143,916
Games/Avg. Per Game	8/33,9880	5/28,783
Neutral Site Games		1/71,007



GREG WARD JR.



## INDIVIDUAL STATISTICS

2016 SEASON

COACHING STAFF

THE COUGARS

SEASON REVIEW

HISTORY & RECORDS

### RUSHING

	GP	Att	Gain	Loss	Net	Avg	TD	Long	Avg/G
G. Ward Jr.	14	198	1,301	193	1,108	5.6	21	47	79.1
K. Farrow	12	185	975	17	958	5.2	12	44	79.8
R. Jackson	10	84	428	21	407	4.8	4	29	40.7
J. Webb	13	70	283	6	277	4.0	4	25	21.3
K. Postma	9	27	205	11	194	7.2	1	38	21.6
B. Wilson	14	37	194	6	188	5.1	2	18	13.4
D. Ayers	14	25	162	15	147	5.9	1	53	10.5
K. Kokuma	3	18	92	0	92	5.1	0	19	30.7
A. Schulz	2	3	16	0	16	5.3	1	11	8.0
D. Gage	10	1	4	0	4	4.0	0	4	0.4
L. Piper	14	1	0	0	0	0.0	0	0	0.0
T. Gray	1	1	0	2	-2	-2.0	0	0	-2.0
Team	10	18	0	84	-84	-4.7	0	0	-8.4
<b>Total</b>	<b>14</b>	<b>669</b>	<b>3,660</b>	<b>359</b>	<b>3,301</b>	<b>4.9</b>	<b>46</b>	<b>53</b>	<b>235.8</b>
<b>Opponents</b>	<b>14</b>	<b>480</b>	<b>1,938</b>	<b>414</b>	<b>1,524</b>	<b>3.2</b>	<b>16</b>	<b>52</b>	<b>108.9</b>

### PASSING

	GP	Eff.	Cmp-Att-Int	Pct	Yds	TD	Lng	Avg/G
G. Ward Jr.	14	148.88	232-345-6	67.2	2,828	17	67	202.0
K. Postma	9	130.81	43-68-1	63.2	453	3	40	50.3
A. Schulz	2	137.20	7-13-0	53.8	129	0	49	64.5
D. Ayers	14	423.87	2-3-0	66.7	49	2	29	3.5
L. Piper	14	0.00	0-1-0	0.0	0	0	0	0.0
L. Bonner	12	251.20	1-1-0	100.0	18	0	18	1.5
<b>Total</b>	<b>14</b>	<b>147.15</b>	<b>285-432-7</b>	<b>66.6</b>	<b>3,477</b>	<b>22</b>	<b>67</b>	<b>248.4</b>
<b>Opponents</b>	<b>14</b>	<b>125.01</b>	<b>278-500-21</b>	<b>55.6</b>	<b>3,846</b>	<b>20</b>	<b>77</b>	<b>274.7</b>

### RECEIVING

	GP	No.	Yds	Avg	TD	Long	Avg/G
D. Ayers	14	98	1,222	12.5	6	67	87.3
C. Allen	14	56	752	13.4	6	52	53.7
S. Dunbar	13	31	382	12.3	3	65	29.4
L. Bonner	12	25	317	12.7	5	37	26.4
T. McCloskey	14	14	157	11.2	1	38	11.2
R. Jackson	10	12	111	9.2	0	27	11.1
K. Farrow	12	10	119	11.9	0	28	9.9
K. Postma	9	6	145	24.2	1	49	16.1
B. Wilson	14	6	49	8.2	0	20	3.5
I. Johnson	11	6	43	7.2	0	12	3.9
D. Gage	10	6	19	3.2	0	8	1.9
J. Webb	13	5	37	7.4	0	13	2.8
H. Daniels	12	4	59	14.8	0	33	4.9
J. Leday	8	4	41	10.2	0	20	5.1
T. Gray	1	2	24	12.0	0	16	24.0
<b>Total</b>	<b>14</b>	<b>285</b>	<b>3,477</b>	<b>12.2</b>	<b>22</b>	<b>67</b>	<b>248.4</b>
<b>Opponents</b>	<b>14</b>	<b>278</b>	<b>3,846</b>	<b>13.8</b>	<b>20</b>	<b>77</b>	<b>274.7</b>

### PUNT RETURNS

	No.	Yds	Avg	TD	Long
D. Ayers	28	290	10.4	1	73
J. Williams	1	12	12.0	0	0
<b>Total</b>	<b>29</b>	<b>302</b>	<b>10.4</b>	<b>1</b>	<b>73</b>
<b>Opponents</b>	<b>16</b>	<b>35</b>	<b>2.2</b>	<b>0</b>	<b>24</b>

### INTERCEPTIONS

	No.	Yds	Avg	TD	Long
W. Jackson III	5	110	22.0	2	55
T. Stewart	4	58	14.5	0	58
A. McDonald	4	24	6.0	0	13
S. Taylor	2	30	15.0	0	25
E. Roberts	1	7	7.0	0	7
T. Bowser	1	8	8.0	0	8
H. Wilson	1	5	5.0	0	5
L. Hightower	1	0	0.0	0	0
K. Williams	1	49	49.0	0	49
B. Wilson	1	51	51.0	1	51
<b>Total</b>	<b>21</b>	<b>342</b>	<b>16.3</b>	<b>3</b>	<b>58</b>
<b>Opponents</b>	<b>7</b>	<b>67</b>	<b>9.6</b>	<b>0</b>	<b>59</b>

### KICK RETURNS

	No.	Yds	Avg	TD	Long
B. Wilson	23	611	26.6	2	100
J. Webb	7	105	15.0	0	23
S. Dunbar	1	37	37.0	0	37
L. Bonner	1	3	3.0	0	3
R. Jackson	1	21	21.0	0	21
<b>Total</b>	<b>33</b>	<b>777</b>	<b>23.5</b>	<b>2</b>	<b>100</b>
<b>Opponents</b>	<b>68</b>	<b>1,389</b>	<b>20.4</b>	<b>0</b>	<b>37</b>

### FUMBLE RETURNS

	No.	Yds	Avg	TD	Long
B. Wilson	1	85	85.0	1	85
A. McDonald	1	8	8.0	0	8
W. Jackson III	1	13	13.0	0	13
<b>Total</b>	<b>3</b>	<b>106</b>	<b>35.3</b>	<b>1</b>	<b>85</b>
<b>Opponents</b>	<b>0</b>	<b>0</b>	<b>0.0</b>	<b>0</b>	<b>0</b>





## INDIVIDUAL STATISTICS

2016 SEASON

COACHING STAFF

THE COUGARS

SEASON REVIEW

HISTORY & RECORDS

### SCORING

Player	TD	FGs	PATs				Saf Points
			Kick	Rush Rcv	Pass	DXP	
G. Ward Jr.	21	-	-	-	-	-	126
T. Cummings	-	8-8	51-51	-	-	-	75
K. Farrow	12	-	-	-	-	-	72
D. Ayers	8	-	-	-	-	-	48
K. Bullard	-	5-9	24-24	-	-	-	39
B. Wilson	6	-	-	-	-	-	36
C. Allen	6	-	-	-	-	-	24
L. Bonner	5	-	-	-	-	-	30
J. Webb	4	-	-	-	-	-	24
R. Jackson	4	-	-	-	-	-	18
S. Dunbar	3	-	-	-	-	-	18
W. Jackson III	2	-	-	-	-	-	12
K. Postma	2	-	-	-	-	-	12
T. McCloskey	1	-	-	-	-	-	6
A. Schulz	1	-	-	-	-	-	6
T. Stewart	-	-	-	-	-	1	6

<b>Total</b>	<b>75</b>	<b>13-17</b>	<b>75-75</b>	<b>-</b>	<b>-</b>	<b>-</b>	<b>-</b>	<b>1</b>	<b>566</b>
<b>Opponents</b>	<b>36</b>	<b>12-18</b>	<b>34-34</b>	<b>-</b>	<b>2</b>	<b>2-2</b>	<b>-</b>	<b>-</b>	<b>290</b>

### ALL-PURPOSE YARDS

	G	Rush	Rec	PR	KOR	IR	Tot	Avg/G
D. Ayers	14	147	1,222	290	0	0	1,659	118.5
G. Ward Jr.	14	1,108	0	0	0	0	1,108	79.1
K. Farrow	12	958	119	0	0	0	1,077	89.8
B. Wilson	14	188	49	0	611	51	899	64.2
C. Allen	14	0	752	0	0	0	752	53.7
R. Jackson	10	407	111	0	21	0	539	53.9
S. Dunbar	13	0	382	0	37	0	419	32.2
J. Webb	13	277	37	0	105	0	419	32.2
K. Postma	9	194	145	0	0	0	339	37.7
L. Bonner	12	0	317	0	3	0	320	26.7
T. McCloskey	14	0	157	0	0	0	157	11.2
W. Jackson III	13	0	0	0	0	110	110	8.5
K. Kokuma	3	92	0	0	0	0	92	30.7
H. Daniels	12	0	59	0	0	0	59	4.9
T. Stewart	14	0	0	0	0	58	58	4.1
K. Williams	14	0	0	0	0	49	49	3.5
I. Johnson	11	0	43	0	0	0	43	3.9
J. Leday	8	0	41	0	0	0	41	5.1
S. Taylor	14	0	0	0	0	30	30	2.1
A. McDonald	14	0	0	0	0	24	24	1.7
D. Gage	10	4	19	0	0	0	23	2.3
T. Gray	1	-2	24	0	0	0	22	22.0
A. Schulz	2	16	0	0	0	0	16	8.0
J. Williams	7	0	0	12	0	0	12	1.7
T. Bowser	14	0	0	0	0	8	8	0.6
E. Roberts	14	0	0	0	0	7	7	0.5
H. Wilson	3	0	0	0	0	5	5	1.7
Team	11	-88	0	0	0	0	-88	-8.0

<b>Total</b>	<b>14</b>	<b>3,301</b>	<b>3,477</b>	<b>302</b>	<b>777</b>	<b>342</b>	<b>8,199</b>	<b>585.6</b>
<b>Opponents</b>	<b>14</b>	<b>1,524</b>	<b>3,846</b>	<b>35</b>	<b>1,389</b>	<b>67</b>	<b>6,861</b>	<b>490.1</b>

### TOTAL OFFENSE

	G	Plays	Rush	Pass	Tot	Avg/G
G. Ward Jr.	14	543	1,108	2,828	3,936	281.1
K. Farrow	12	185	958	0	958	79.8
K. Postma	9	95	194	453	647	71.9
R. Jackson	10	84	407	0	407	40.7
J. Webb	13	70	277	0	277	21.3
D. Ayers	14	28	147	49	196	14.0
B. Wilson	14	37	188	0	188	13.4
A. Schulz	2	16	16	129	145	72.5
K. Kokuma	3	18	92	0	92	30.7
L. Bonner	12	1	0	18	18	1.5
D. Gage	10	1	4	0	4	0.4
T. Gray	1	1	-2	0	-2	-2.0
Team	11	20	-88	0	-88	-8.0

<b>Total</b>	<b>14</b>	<b>1,101</b>	<b>3,301</b>	<b>3,477</b>	<b>6,778</b>	<b>484.9</b>
<b>Opponents</b>	<b>14</b>	<b>980</b>	<b>1,524</b>	<b>3,846</b>	<b>5,370</b>	<b>383.6</b>

### PUNTING

	No.	Yds	Avg	Long	TB	FC	I20	50+	Blkd
L. Piper	64	2,584	40.4	71	3	23	23	10	0

<b>Total</b>	<b>64</b>	<b>2,584</b>	<b>40.4</b>	<b>71</b>	<b>3</b>	<b>23</b>	<b>23</b>	<b>10</b>	<b>0</b>
<b>Opp.</b>	<b>86</b>	<b>3,603</b>	<b>41.9</b>	<b>61</b>	<b>4</b>	<b>34</b>	<b>24</b>	<b>19</b>	<b>1</b>

### FIELD GOALS

	Bullard	Cummings
FGM-FGA	5-9	8-8
Percentage	55.6	100.0
1-19	0-0	0-0
20-29	4-5	4-4
30-39	0-0	3-3
40-49	1-4	1-1
50-99	0-0	0-0
Long	41	45
Blocked	0	0

### FIELD GOAL SEQUENCE

	Houston	Opponents
Tennessee Tech	(26)	(28)
Louisville	(41), 48, 26, (21)	(36), 53
Texas State	(24)	-
Tulsa	(21), 40, 44	(46), 46, 39
SMU	-	-
Tulane	-	-
UCF	(34)	46, (48)
Vanderbilt	(22), (37)	-
Cincinnati	(29)	-
Memphis	-	(41), (29), 48
UConn	(29)	(25), (39)
Navy	(45)	(39)
Temple	(24)	(40), (39)
Florida State	(39)	(20)

Numbers in parentheses indicate field goal was made.



## DEFENSIVE STATISTICS

2016 SEASON

COACHING STAFF

THE COUGARS

SEASON REVIEW

HISTORY & RECORDS

### DEFENSIVE LEADERS

	GP	Tackles			TFL-Yds	Sacks-Yds	Int-Yds	BrUp	QBH	Fumbles		Blk	Saf
		Solo	Ast	Total						Rcv-Yds	FF		
E. Roberts	14	88	54	142	19.0-76	6.0-45	1-7	5	8	-	2	-	-
A. McDonald	14	59	33	92	3.5-15	1.0-7	4-24	2	3	2.8	2	-	-
S. Taylor	14	61	31	92	18.5-92	10.0-77	2-30	3	12	-	2	1	-
T. Stewart	14	52	24	76	10.5-73	6.0-65	4-58	2	6	4-0	1	-	1
B. Wilson	14	51	7	58	2.0-13	-	1-51	8	-	1-85	2	-	-
L. Hightower	14	34	19	53	-	-	1-0	2	2	-	1	-	-
T. Bowser	14	27	23	50	6.5-43	5.5-41	1-8	3	6	2-0	1	-	-
M. Adams	13	28	21	49	2.5-15	2.0-15	-	-	1	-	-	-	-
W. Jackson III	13	34	9	43	1.5-8	-	5-110	23	-	1-13	-	-	-
T. Mark	14	19	17	36	3.0-6	-	-	-	4	-	-	-	-
C. Malveaux	14	23	10	33	8.5-18	2.5-9	-	3	9	-	-	-	-
N. Thurman	14	16	11	27	5.0-9	0.5-0	-	1	1	2-0	-	-	-
B.J. Singleton	14	11	9	20	2.0-8	1.0-6	-	3	3	-	-	-	-
K. Williams	14	11	7	18	1.0-3	-	1-49	4	1	-	-	-	-
J. Winchester	13	13	4	17	-	-	-	3	-	-	-	-	-
D. Hines	13	6	7	13	-	-	-	1	2	-	-	-	-
J. Carter	13	7	6	13	0.5-1	0.5-1	-	-	-	2-0	-	-	-
E. Egbule	14	9	2	11	1.0-8	1.0-8	-	-	-	-	-	-	-
R. Tynes	8	3	4	7	-	-	-	-	-	-	-	-	-
C. Doubenmier	12	3	4	7	-	-	-	-	-	-	-	-	-
G. Davis	13	4	3	7	-	-	-	1	1	-	-	-	-
T. White	10	3	4	7	-	-	-	-	-	-	-	-	-
R. Jackson	10	6	1	7	-	-	-	-	-	-	-	-	-
E. Foster	14	6	-	6	-	-	-	-	-	-	-	-	-
H. Wilson	3	5	-	5	-	-	1-5	2	-	-	-	-	-
N. Frese	13	2	3	5	-	-	-	-	-	-	-	-	-
C. Jackson	4	3	1	4	-	-	-	-	-	-	-	-	-
J. Williams	7	2	-	2	-	-	-	-	-	-	-	1	-
T. Cummings	14	2	-	2	-	-	-	-	-	-	-	-	-
K. Eloph	10	2	-	2	-	-	-	-	2	-	-	-	-
S. Dunbar	13	1	-	1	-	-	-	-	-	-	-	-	-
L. Piper	14	1	-	1	-	-	-	-	-	-	-	-	-
K. Farrow	12	-	1	1	-	-	-	-	-	-	-	-	-
J. Leday	8	1	-	1	-	-	-	-	-	-	-	-	-
R. Harvey, Jr.	6	-	1	1	-	-	-	-	-	-	-	-	-
M. Dillard	4	1	-	1	-	-	-	-	-	-	-	-	-
C. Allen	14	1	-	1	-	-	-	-	-	-	-	-	-
T. McCloskey	14	1	-	1	-	-	-	-	-	-	-	-	-
C. Wall	14	1	-	1	-	-	-	-	-	-	-	-	-
N. Fruge	2	1	-	1	-	-	-	-	-	-	-	-	-
<b>Total</b>	<b>14</b>	<b>598</b>	<b>316</b>	<b>914</b>	<b>85-388</b>	<b>36-274</b>	<b>21-342</b>	<b>66</b>	<b>61</b>	<b>14-106</b>	<b>11</b>	<b>2</b>	<b>1</b>
<b>Opponents</b>	<b>14</b>	<b>650</b>	<b>456</b>	<b>1,106</b>	<b>80-291</b>	<b>28-160</b>	<b>7-67</b>	<b>40</b>	<b>25</b>	<b>7-0</b>	<b>13</b>	<b>-</b>	<b>-</b>





## GAME-BY-GAME STATISTICS

2016 SEASON

COACHING STAFF

THE COUGARS

SEASON REVIEW

HISTORY & RECORDS

### RUSHING (ATT.-YARDS-TD)

	Ayers	Farrow	Jackson (Postma)	Kokuma (Wilson)	Ward	Webb
Tennessee Tech	4-44-0	11-49-0	7-28-2	-	13-107-2	5-39-2
Louisville	3-(-1)-0	27-109-0	3-13-0	-	21-98-0	2-12-0
Texas State	1-53-0	17-68-0	9-66-1	-	10-91-2	15-90-0
Tulsa	2-7-0	19-159-2	3-9-0	-	20-182-3	8-17-0
SMU	-	11-40-3	10-53-0	3-6-0	14-82-4	8-38-0
Tulane	2-15-1	14-77-0	8-34-0	5-43-0	14-77-3	-
UCF	-	13-167-3	9-75-1	10-43-0	10-46-1	-
Vanderbilt	3-3-0	16-82-1	4-11-0	-	19-33-1	9-21-0
Cincinnati	-	30-106-1	14-52-0	-	16-119-0	-
Memphis	1-2-0	10-46-2	-	-	9-(-19)-0	4-23
UConn	2-2-0	14-46-0	(13-52-0)	-	-	2-2-0
Navy	2-6-0	-	-	(22-111-2)	14-83-1	6-18-0
Temple	-	-	-	(11-70-0)	17-148-2	10-21-1
Florida State	6-17-0	3-9-0	16-54-1 (3-37-0)	(4-7-0)	20-67-2	-

### KICKING (FG-FG SEQ.-PAT)

		Bullard	Cummings	
Tennessee Tech	1-1	26	7-7	-
Louisville	2-4	41, (48), (26), 21	4-4	-
Texas State	1-1	24	8-8	-
Tulsa	1-3	21, (40), (44)	5-5	-
SMU	-	-	-	7-7
Tulane	-	-	-	6-6
UCF	-	-	1-1	34
Vanderbilt	-	-	2-2	22, 37
Cincinnati	-	-	1-1	29
Memphis	-	-	-	5-5
UConn	-	-	1-1	29
Navy	-	-	1-1	45
Temple	-	-	1-1	24
Florida State	-	-	1-1	39

### PASSING (COMP.-ATT.-INT.-YARDS-TD)

	Schulz	Ward	Postma
Tennessee Tech	6-10-0-80-0	21-28-0-275-1	-
Louisville	-	23-33-1-236-3	-
Texas State	1-3-0-49-0	17-21-0-274-4	-
Tulsa	-	22-38-0-273-0	-
SMU	-	16-18-0-243-0	-
Tulane	-	17-25-1-222-1	-
UCF	-	16-23-0-210-1	4-5-0-24-1
Vanderbilt	-	15-23-0-221-1	-
Cincinnati	-	16-24-2-161-2	-
Memphis	-	5-11-0-60-0	21-33-0-236-1
UConn	-	1-4-1-18-0	16-27-1-190-1
Navy	-	26-35-0-308-3	-
Temple	-	11-21-0-88-0	-
Florida State	-	25-41-0-238-1	2-2-0-3-0

### PUNTING

	Piper	No.	Avg.	Long	50+	I-20	I-10	TB	FC	Ret.
Tennessee Tech	4	45.2	56	1	1	0	0	1	1	2-23
Louisville	2	45.0	56	1	0	0	0	0	0	2-24
Texas State	2	37.0	40	0	2	0	0	2	0	0-0
Tulsa	3	45.3	71	1	2	1	0	0	0	0-0
SMU	4	42.0	51	1	0	0	1	0	0	1-3
Tulane	6	39.3	52	2	2	0	1	4	0	0-0
UCF	5	39.8	55	1	3	2	0	2	2	1-0
Vanderbilt	5	34.6	38	0	2	0	1	2	2	2-3
Cincinnati	6	37.0	43	0	3	0	0	3	0	0-0
Memphis	7	42.3	57	1	1	0	0	3	4	(-8)
UConn	5	41.8	52	1	1	1	0	2	0	0-0
Navy	1	45.0	45	0	1	0	0	1	0	0-0
Temple	6	36.5	46	0	2	0	0	0	0	2-4
Florida State	7	41.6	55	1	3	0	0	3	2	6

### RECEIVING (REC.-YARDS-TD)

	Allen	Ayers	Bonner	Daniels	Dunbar	Farrow	Jackson	Johnson	Leday	McCloskey	Postma
<b>Leday</b>											
Tennessee Tech	4-56-0	10-121-0	2-18-0	-	-	2-15-0	1-10-0	1-10-0	-	2-19-0	4-82-1
Louisville	4-51-0	8-53-1	2-35-1	-	4-54-1	1-10-0	-	3-19-0	-	-	1-14-0
Texas State	4-49-1	8-126-2	-	-	3-80-1	-	-	-	-	2-19-0	1-49-0
Tulsa	6-54-0	6-77-0	-	1-33-0	5-58-0	-	1-27-0	-	-	3-24-0	-
SMU	3-47-0	7-91-0	-	-	2-34-0	1-28-0	1-1-0	-	-	2-42-0	-
Tulane	3-69-1	6-93-0	-	1-14-0	4-40-0	1-0-0	1-2-0	-	-	-	-
UCF	5-30-0	5-92-1	5-71-1	-	1-6-0	1-28-0	-	-	-	-	-
Vanderbilt	3-95-0	5-59-1	-	-	3-31-0	-	1-14-0	2-14-0	1-8-0	-	-
Cincinnati	3-27-1	5-56-0	2-15-0	-	1-8-0	1-8-0	2-25-0	-	-	2-22-1	-
Memphis	3-41-0	13-127-0	5-65-1	-	1-10-0	2-32-0	-	-	-	-	-
UConn	6-105-1	7-83-0	1-10-0	2-12-0	-	1-(-2)-0	-	-	-	-	-
Navy	6-34-0	8-161-1	7-92-2	-	2-17-1	-	-	-	1-20-0	-	-
Temple	3-35-0	-	-	-	1-12-0	-	-	-	2-13-0	2-25-0	-
Florida State	4-59-2	9-82-0	1-11-0	-	4-32-0	-	5-32-0	-	1-6-0	-	-



## 2015 STARTERS

2016 SEASON

COACHING STAFF

THE COUGARS

SEASON REVIEW

HISTORY & RECORDS

### OFFENSE

	LT	LG	C	RG	RT	QB	TB	X	H	TE	Z
Tennessee Tech	Oliver	Dew	Freeman	Wall	Cooper	Ward	Farrow	Dunbar	Ayers	McCloskey	Allen
Louisville	Oliver	Dew	Freeman	Wall	Cooper	Ward	Farrow	Dunbar	Ayers	Bonner^	Allen
Texas State	Oliver	Wall	Freeman	Cooper	Johnson	Ward	Farrow	Dunbar	Ayers	McCloskey	Allen
Tulsa	Oliver	Wall	Freeman	Cooper	Johnson	Ward	Farrow	Dunbar	Ayers	McCloskey	Allen
SMU	Oliver	Thomas	Freeman	Cooper	Johnson	Ward	Farrow	Dunbar	Ayers	McCloskey	Allen
Tulane	Cooper	Denley	Freeman	Wall	Parris	Ward	Farrow	Dunbar	Ayers	McCloskey	Allen
UCF	Cooper	Denley	Noble	Freeman	Wall	Ward	Farrow	Dunbar	Ayers	McCloskey	Allen
Vanderbilt	Cooper	Denley	Noble	Eloph	Wall	Ward	Farrow	Dunbar	Ayers	McCloskey	Allen
Cincinnati	Cooper	Eloph	Noble	Freeman	Wall	Ward	Farrow	Dunbar	Ayers	McCloskey	Allen
Memphis	Cooper	Denley	Noble	Eloph	Oliver	Ward	Farrow	Dunbar	Ayers	McCloskey	Allen
UConn	Oliver	Denley	Noble	Wall	Cooper	Postma	Farrow	Bonner	Ayers	McCloskey	Allen
Navy	Cooper	Denley	Noble	Freeman	Wall	Ward	Wilson	Bonner	Ayers	McCloskey	Allen
Temple	Cooper	Eloph	Noble	Freeman	Wall	Ward	Webb	Dunbar	Ayers	McCloskey	Allen
Florida State	Cooper	Dew	Noble	Freeman	Wall	Ward	Jackson	Dunbar	Ayers	McCloskey	Allen

^ - Started four receivers

### DEFENSE

	DE	DT	DE	OLB	ILB	ILB	OLB	CB	SS	FS	CB
Tennessee Tech	Mark	Singleton	Malveaux	Bowser	Roberts	Kh. Williams*	Taylor	B. Wilson	McDonald	Stewart	W. Jackson
Louisville	Mark	Singleton	Malveaux	Bowser	Roberts	Kh. Williams*	Taylor	B. Wilson	McDonald	Stewart	W. Jackson
Texas State	Mark	Singleton	Malveaux	Bowser	Roberts	Hightower*	Taylor	B. Wilson	McDonald	Stewart	W. Jackson
Tulsa	Mark	Singleton	Malveaux	Bowser	Roberts	Hightower*	Taylor	B. Wilson	McDonald	Stewart	W. Jackson
SMU	Mark	Singleton	Malveaux	Bowser	Roberts	Hightower*	Taylor	B. Wilson	McDonald	Stewart	W. Jackson
Tulane	Mark	Singleton	Malveaux	Bowser	Roberts	Hightower*	Taylor	B. Wilson	McDonald	Stewart	W. Jackson
UCF	Mark	Singleton	Malveaux	Bowser	Roberts	Hightower*	Taylor	B. Wilson	McDonald	Stewart	W. Jackson
Vanderbilt	Mark	Singleton	Malveaux	Bowser	Roberts	Hightower*	Taylor	B. Wilson	McDonald	Stewart	W. Jackson
Cincinnati	Mark	Singleton	Malveaux	Bowser	Roberts	Hightower*	Taylor	B. Wilson	McDonald	Stewart	W. Jackson
Memphis	Mark	Singleton	Malveaux	Bowser	Roberts	Hightower*	Taylor	B. Wilson	McDonald	Stewart	Winchester
UConn	Mark	Singleton	Malveaux	Bowser	Roberts	Adams	Taylor	B. Wilson	McDonald	Hightower	W. Jackson
Navy	Mark	Singleton	Thurman	Bowser	Roberts	Adams	Taylor	K. Williams	McDonald	Stewart	Hightower
Temple	Mark	Singleton	Malveaux	Bowser	Roberts	Hightower*	Taylor	Winchester	McDonald	Stewart	W. Jackson
Florida State	Mark	Singleton	Malveaux	Bowser	Roberts	Adams	Taylor	Wilson	McDonald	Stewart	W. Jackson

\* - Started five defensive backs

### SPECIALISTS

	KO	PK	P	H	PR	KR	KR	LS
Tennessee Tech	Cummings	Bullard	Piper	Piper	Ayers	B. Wilson	R. Jackson	Frese
Louisville	Cummings	Bullard	Piper	Piper	Ayers	B. Wilson	R. Jackson	Frese
Texas State	Cummings	Bullard	Piper	Piper	Ayers	B. Wilson	R. Jackson	Frese
Tulsa	Cummings	Bullard	Piper	Piper	Ayers	B. Wilson	Webb	Frese
SMU	Cummings	Cummings	Piper	Piper	Ayers	B. Wilson	Webb	Frese
Tulane	Cummings	Cummings	Piper	Piper	Ayers	B. Wilson	R. Jackson	Frese
UCF	Cummings	Cummings	Piper	Piper	Ayers	B. Wilson	R. Jackson	Frese
Vanderbilt	Cummings	Cummings	Piper	Piper	Ayers	B. Wilson	R. Jackson	Frese
Cincinnati	Cummings	Cummings	Piper	Piper	Ayers	B. Wilson	R. Jackson	Frese
Memphis	Cummings	Cummings	Piper	Piper	Ayers	B. Wilson	Webb	Frese
UConn	Cummings	Cummings	Piper	Piper	Ayers	B. Wilson	Webb	Frese
Navy	Cummings	Cummings	Piper	Piper	Ayers	B. Wilson	Webb	Frese
Temple	Cummings	Cummings	Piper	Piper	Ayers	B. Wilson	Webb	Frese
Florida State	Cummings	Cummings	Piper	Piper	Ayers	B. Wilson	Webb	Frese





## 2015 PARTICIPATION

2016 SEASON

COACHING STAFF

THE COUGARS

SEASON REVIEW

HISTORY & RECORDS

Players	Tennessee Tech	Louisville	Texas State	Tulsa	SMU	Tulane	UCF	Vanderbilt	Cincinnati	Memphis	UConn	Navy	Temple	Florida State
Adams	x	x	-	x	x	x	x	x	x	x	S-ILB	S-ILB	x	S-ILB
Allen	S-Z	S-Z	S-Z	S-Z	S-Z	S-Z	S-Z	S-Z	S-Z	S-Z	S-Z	S-Z	S-Z	S-Z
Ayers	S-H	S-H	S-H	S-H	S-H	S-H	S-H	S-H	S-H	S-H	S-H	S-H	S-H	S-H
Bonner	x	S-WR	-	-	x	x	x	x	x	x	S-WR	S-WR	x	x
Brooker	x	x	x	-	x	-	-	-	-	-	-	-	-	x
Bullard	x	x	x	x	-	-	-	-	-	-	-	-	-	-
Bowser	S-OLB	S-OLB	S-OLB	S-OLB	S-OLB	S-OLB	S-OLB	S-OLB	S-OLB	S-OLB	S-OLB	S-OLB	S-OLB	S-OLB
Brown	-	-	x	-	-	-	-	-	-	-	-	-	-	-
Carter	-	-	x	x	x	x	x	x	x	x	x	x	x	x
Cooper	S-RT	S-RT	S-RG	S-RG	S-RG	S-LT	S-LT	S-LT	S-LT	S-LT	S-RT	S-LT	S-LT	S-LT
Cummings	x	x	x	x	x	x	x	x	x	x	x	x	x	x
Daniels	-	-	x	x	x	x	x	x	x	x	x	x	x	x
Davis	x	x	x	x	x	x	x	x	x	x	x	x	x	x
Debose	-	-	x	-	-	x	-	-	-	-	-	-	-	-
Denley	-	-	x	-	x	S-LG	S-LG	S-LG	-	S-LG	S-LG	S-LG	-	-
Dew	S-LG	S-LG	-	-	-	-	-	-	-	-	-	-	-	-
Dillard	-	-	x	-	-	-	-	-	x	-	-	x	-	-
Doubenmier	-	-	x	x	x	x	x	x	x	x	x	x	x	x
Dunbar	S-X	S-X	S-X	S-X	S-X	S-X	S-X	S-X	S-X	S-X	-	x	S-X	S-X
Egbule	x	x	x	x	x	x	x	x	x	x	x	x	x	x
Eloph	x	-	x	-	-	x	x	S-RG	S-LG	S-RG	-	x	S-LG	x
Farrow	S-RB	S-RB	S-RB	S-RB	S-RB	S-RB	S-RB	S-RB	S-RB	S-RB	S-RB	-	-	x
Foster	x	x	x	x	x	x	x	x	x	x	x	x	x	x
Freeman	S-C	S-C	S-C	S-C	S-C	S-C	S-RG	-	S-RG	-	-	S-RG	S-RG	S-RG
Frese	x	x	x	x	x	x	x	x	x	x	x	x	x	x
Fruge	-	-	x	-	-	-	-	x	-	-	-	-	-	-
Gage	-	-	x	-	x	x	x	x	x	-	x	x	x	x
Harvey	x	-	x	x	-	x	-	x	x	x	x	-	x	-
Hightower	x	x	S-DB	S-DB	S-DB	S-DB	S-DB	S-DB	S-DB	S-DB	S-DB	S-DB	S-DB	x
Hines	x	x	x	x	x	x	x	x	x	x	x	-	x	x
Holland	x	-	x	-	-	-	-	-	-	-	-	-	-	-
C. Jackson	x	-	x	-	-	-	x	x	-	-	-	-	-	-
R. Jackson	x	x	x	x	x	x	x	x	x	-	-	-	-	S-RB
W. Jackson III	S-CB	S-CB	S-CB	S-CB	S-CB	S-CB	S-CB	S-CB	S-CB	-	S-CB	x	S-CB	S-CB
I. Johnson	x	x	x	-	-	x	x	x	x	x	x	-	x	-
Z. Johnson	x	x	S-RT	S-RT	S-RT	-	-	-	-	-	-	-	-	-
Leday	-	-	-	-	-	-	x	x	x	x	x	x	x	-
Long	-	-	-	-	-	-	-	x	-	-	-	x	x	x
Malveaux	S-DE	S-DE	S-DE	S-DE	S-DE	S-DE	S-DE	S-DE	S-DE	S-DE	S-DE	x	S-DE	S-DE
Mark	S-DE	S-DE	S-DE	S-DE	S-DE	S-DE	S-DE	S-DE	S-DE	S-DE	S-DE	S-DE	S-DE	S-DE
McCloskey	S-TE	x	S-TE	S-TE	S-TE	S-TE	S-TE	S-TE	S-TE	S-TE	S-TE	S-TE	S-TE	S-TE
McCoy	-	-	x	-	-	-	-	-	-	-	-	-	-	-
McDonald	S-SS	S-SS	S-SS	S-SS	S-SS	S-SS	S-SS	S-SS	S-SS	S-SS	S-SS	S-SS	S-SS	S-SS
Noble	-	-	-	-	-	x	S-C	S-C	S-C	S-C	S-C	S-C	S-C	S-C
Oliver	S-LT	S-LT	S-LT	S-LT	S-LT	-	x	x	x	S-RT	S-LT	-	-	-
Parris	x	-	-	-	x	S-RT	x	x	x	x	x	-	-	-
Piper	x	x	x	x	x	x	x	x	x	x	x	x	x	x
Postma	x	x	x	-	x	x	x	x	-	x	S-QB	-	-	x
Roberts	S-ILB	S-ILB	S-ILB	S-ILB	S-ILB	S-ILB	S-ILB	S-ILB	S-ILB	S-ILB	S-ILB	S-ILB	S-ILB	S-ILB
Schulz	x	-	x	-	-	-	-	-	-	-	-	-	-	-
Singleton	S-DT	S-DT	S-DT	S-DT	S-DT	S-DT	S-DT	S-DT	S-DT	S-DT	S-DT	S-DT	S-DT	S-DT
Stewart	S-FS	S-FS	S-FS	S-FS	S-FS	S-FS	S-FS	S-FS	S-FS	S-FS	x	S-FS	S-FS	x
Taylor	S-OLB	S-OLB	S-ILB	S-ILB	S-ILB	S-ILB	S-ILB	S-ILB	S-ILB	S-ILB	S-ILB	S-ILB	S-ILB	S-ILB
D. Thomas	x	-	-	-	-	-	-	-	-	-	-	-	-	-
J. Thomas	-	x	x	x	S-LG	-	-	-	-	-	-	-	-	-
Thurman	x	x	x	x	x	x	x	x	x	x	x	S-DE	x	x
Tynes	x	x	x	-	-	-	-	x	x	x	x	x	-	-
Vaughan	x	x	x	-	-	x	-	x	x	x	x	x	x	x
Wall	S-RG	S-RG	S-LG	S-LG	x	S-RG	S-RT	S-RT	S-RT	x	S-RG	S-RT	S-RT	-
Ward Jr.	S-QB	S-QB	S-QB	S-QB	S-QB	S-QB	S-QB	S-QB	S-QB	S-QB	x	S-QB	S-QB	S-QB
Webb	x	x	x	x	x	-	x	x	x	x	x	x	S-RB	x
White	x	-	-	-	x	x	x	x	x	x	x	x	-	-
J. Williams	-	-	x	-	-	-	-	-	x	x	x	x	x	-
K. Williams	S-DB	S-DB	x	x	x	x	x	x	x	x	x	S-DB	x	S-DB
B. Wilson	S-CB	S-CB	S-CB	S-CB	S-CB	S-CB	S-CB	S-CB	S-CB	S-CB	S-CB	S-RB	x	S-CB
H. Wilson	x	x	x	-	-	-	-	-	-	-	-	-	-	-
Winchester	x	x	x	-	x	x	x	x	x	S-CB	x	x	S-CB	x

x - played



## THE LAST TIME ...

2016 SEASON

COACHING STAFF

THE COUGARS

SEASON REVIEW

HISTORY & RECORDS

### HOUSTON INDIVIDUAL

- Rushed for 100 yards**  
148, Greg Ward Jr. vs. Temple, 12/5/15
- Rushed for 200 yards**  
210, Charles Sims vs. North Texas, 10/6/12
- Passed for 300 yards**  
308, Greg Ward Jr. vs. Navy, 11/27/15
- Passed for 400 yards**  
580, David Piland vs. Louisiana Tech, 9/8/12
- Passed for 500 yards**  
580, David Piland vs. Louisiana Tech, 9/8/12
- Had 100 yards receiving**  
161, Demarcus Ayers vs. Navy, 11/27/15
- Had 200 yards receiving**  
228, Patrick Edwards vs. Penn State, 1/1/12
- Returned a punt for a touchdown**  
Demarcus Ayers at Tulane, 10/16/15 (73 yards)
- Returned a kickoff for a touchdown**  
Brandon Wilson at UConn, 11/21/15 (94 yards)
- Returned an interception for a touchdown**  
Brandon Wilson vs. Cincinnati, 11/7/15 (51 yards)
- Returned a fumble for a touchdown**  
Brandon Wilson at UCF, 10/24/15 (85 yards)
- Returned a blocked field goal for a TD**  
Brandon Wilson at UTSA, 9/28/13 (78 yards)
- Returned a missed field goal for a TD**  
Tyron Carrier at Southern Miss, 11/20/10 (89 yards)
- Returned a blocked punt for a touchdown**  
Zack Chatman at Arkansas, 10/12/91 (recovered in end zone)
- Rushed for three touchdowns**  
3, Kenneth Farrow at UCF, 10/24/15
- Threw four touchdown passes**  
4, Greg Ward Jr. vs. Texas State, 9/26/15
- Caught three touchdown passes**  
3, Deontay Greenberry at Rutgers, 10/26/13
- Kicked three field goals**  
4, Kyle Bullard vs. UCF, 10/2/14
- Had a 70-yard run from scrimmage**  
72, Ryan Jackson vs. Tulane, 11/24/12
- Had a 70-yard pass completion**  
89, Greg Ward Jr. to Markeith Ambles at Cincinnati, 12/6/14
- Had 50-yard field goal**  
51, Kyle Bullard vs. UCF, 10/2/14

### HOUSTON TEAM

- 400 yards rushing**  
496 vs. Louisville, 9/28/85
- 300 yards rushing**  
366 at UCF, 10/24/15
- Had two 100-yard rushers**  
Greg Ward Jr. (119) & Kenneth Farrow (106) vs. Cincinnati, 11/7/15
- 500 yards passing**  
580 vs. Louisiana Tech, 9/8/12
- 400 yards passing**  
400 at Rutgers, 10/26/13
- 300 yards passing**  
337 vs. Navy, 11/27/15
- 600 yards total offense**  
600 at UCF, 10/24/15
- 500 yards total offense**  
555 vs. Navy, 11/27/15
- 30 first downs**  
30 vs. UCF, 10/24/15
- 50 points**  
52 vs. Navy, 11/27/15
- Scored a safety**  
vs. Cincinnati, 11/7/15
- Posted a shutout**  
34-0 vs. Vanderbilt, 10/31/15
- Held opponent under 100 yards rushing**  
16 vs. Florida State, 12/31/15
- Held opponent under 100 yards passing**  
44, Vanderbilt, 10/31/15
- Held an opponent under 200 total yards**  
185, Vanderbilt, 10/31/15
- Blocked a punt**  
vs. Cincinnati, 11/7/15
- Blocked a field goal**  
at Louisville, 9/12/15
- Blocked an extra point attempt**  
vs. Rice, 9/21/13
- Had no turnovers**  
vs. Temple, 12/5/15

### OPPONENT INDIVIDUAL

- Rushed for 100 yards**  
114, Arkeel Newsome, UConn, 11/21/15
- Rushed for 200 yards**  
240, Joe Banyard, UTEP, 9/29/11
- Passed for 300 yards**  
312, Keenan Reynolds, Navy, 11/27/15
- Passed for 400 yards**  
523, Gunner Kiel, Cincinnati, 11/7/15
- Had 100 yards receiving**  
201, Travis Randolph, Florida State, 12/31/15
- Returned a punt for a touchdown**  
82, Dez Bryant, Oklahoma State, 9/12/09
- Returned a kickoff for a touchdown**  
100, Jonathan Warzeka, Air Force, 12/31/09
- Returned an interception for a touchdown**  
22, Cory Dorris, Tulsa, 11/10/12
- Returned a fumble for a touchdown**  
20, Kevin Pope, SMU, 10/8/12
- Returned a blocked punt for a touchdown**  
Kinny Spotwood, Tulsa, 10/1/05 (23 yards)
- Returned a blocked field goal for a TD**  
Alex Lyons, Rice, 9/21/13 (62 yards)
- Rushed for three touchdowns**  
3, Zack Langer, Tulsa, 10/3/15
- Threw three touchdown passes**  
4, Gunner Kiel, Cincinnati, 11/7/15
- Caught three touchdown passes**  
3, Danny Webster, ECU, 11/3/12
- Kicked three field goals**  
3, Marvin Kloss, USF, 10/31/13
- Had a 70-yard run from scrimmage**  
73, Marcus Curry, Texas State, 9/1/12
- Had a 70-yard pass completion**  
77, Jared Davis to Brock McCoin, Tennessee State, 9/5/15
- Had a 50-yard field goal**  
52, Ricky Aguayo, Florida State, 12/31/15

### OPPONENT TEAM

- 400 yards rushing**  
409, Mississippi State, 10/9/10
- 300 yards rushing**  
323, BYU, 9/11/14
- 400 yards passing**  
523, Cincinnati, 11/7/15
- 300 yards passing**  
397, Florida State, 12/31/15
- 500 yards total offense**  
589, Cincinnati, 11/7/15
- 30 first downs**  
33, Cincinnati, 12/6/14
- 50 points**  
56, Louisiana Tech, 9/8/12
- Scored a safety**  
SMU, 11/28/14
- Posted a shutout**  
48-0, Texas, 9/23/00
- Held UH under 100 yards rushing**  
96, Memphis, 11/14/15
- Held UH under 100 yards passing**  
89, USF, 11/1/14
- Held UH under 200 total yards**  
195, Louisville, 11/16/13
- Blocked a punt**  
Southern Miss, 12/3/11
- Blocked a field goal attempt**  
Tulsa, 11/22/14
- Blocked an extra point attempt**  
Tulsa, 11/25/11
- Had no turnovers**  
UConn, 11/21/15

### UH'S RECORD WHEN...

	2015
Playing at home	8-0
Playing on the road	4-1
Playing on a neutral field	1-0
Playing at night	6-0
Playing during the day	7-1
UH scores on first possession	8-0
Opponent scores on first possession	4-1
UH scores first	10-0
Opponent scores first	3-1
UH leads after 1st quarter	8-0
Opponent leads after 1st quarter	3-1
Teams are tied after 1st quarter	2-0
UH leads at halftime	10-0
Opponent leads at halftime	2-1
Teams are tied at halftime	1-0
UH leads after 3rd quarter	11-0
Opponent leads after 3rd quarter	1-1
Teams are tied after 3rd quarter	1-0
Game goes to overtime	0-0
UH has more total yards	10-1
Opponent has more total yards	3-0
UH has more rushing yards	12-0
Opponent has more rushing yards	1-1
UH has more passing yards	7-1
Opponent has more passing yards	6-0
UH has more turnovers	1-1
Opponent has more turnovers	11-0
Teams have equal turnovers	1-0
UH has more penalties	6-0
Opponent has more penalties	6-1
Teams have equal penalties	1-0
UH has more time of possession	10-0
Opponent has more time of possession	3-1
UH has 100-yard rusher	7-0
Opponent has 100-yard rusher	1-1
UH scores at least 20 points	13-0
Opponent scores at least 20 points	8-1
UH throws for 300 yards	3-0
Opponent throws for 300 yards	7-0
Playing on natural grass	0-1
Playing on artificial surface	13-0
UH defense scores	4-0
Opponent defense scores	0-0
UH returns KO/Punt for touchdown	2-1
Opponent returns KO/Punt for touchdown	0-0





## SEASON HIGHS

2016 SEASON

COACHING STAFF

THE COUGARS

SEASON REVIEW

HISTORY & RECORDS

### HOUSTON INDIVIDUAL HIGHS

Rushes	30, Kenneth Farrow, Cincinnati (11.7)
Yards Rushing	182, Greg Ward Jr. at Tulsa (10.3)
TD Rushes	4, Greg Ward Jr. vs. SMU (10.8)
Long Rush	53, Demarcus Ayers vs. Texas State (9.26)
Pass Attempts	41, Greg Ward Jr. vs. Florida State (12.31)
Pass Completions	26, Greg Ward vs. Navy (11.27)
Yards Passing	308, Greg Ward vs. Navy (11.27)
TD Passes	4, Greg Ward Jr. vs. Texas State (9.26)
Long Pass	67, Greg Ward Jr. at UCF (10.24)
Receptions	13, Demarcus Ayers vs. Memphis (11.14)
Yards Receiving	161, Demarcus Ayers vs. Navy (11.27)
TD Receptions	2, three players
Long Reception	67, Demarcus Ayers at UCF (10.24)
Field Goals	2, twice, last Ty Cummings vs. Vanderbilt (10.31)
Long Field Goal	45, Ty Cummings vs. Navy (11.27)
Punts	7, Logan Piper, twice, last vs. Florida State (12.31)
Punting Average	45.3, Logan Piper at Tulsa (10.3)
Long Punt	71, Logan Piper at Tulsa (10.3)
Long Punt Return	22, Demarcus Ayers vs. Tennessee Tech (9.5)
Long Kickoff Return	100, Brandon Wilson at Louisville (9.12)
Tackles	18, Elandon Roberts, vs. Memphis (11.14)
Sacks	3.0, 3 players, last, Trevon Stewart vs. Cincinnati (11.7)
Tackles for loss	4.5, Elandon Roberts vs. Navy (11.27)
Interceptions	2, two players

### HOUSTON TEAM HIGHS

Rushes	63, Cincinnati (11.7)
Yards Rushing	366, twice, last at UCF (10.16)
Yards Per Rush	7.6, at UCF (10.16)
TD Rushes	7 vs. SMU (10.8)
Pass Attempts	44, vs. Memphis (11.14)
Pass Completions	28, vs. Florida State (12.31)
Yards Passing	355 vs. Tennessee Tech (9.5)
Yards Per Pass Attempt	13.5, twice, last vs. SMU (10.8)
TD Passes	4, twice, last vs. Navy (11.27)
Total Plays	99, vs. Florida State (12.31)
Total Offense	689 vs. Texas State (9.26)
Yards Per Play	8.8 vs. Texas State (9.26)
Points	59, twice, last at UCF (10.24)
Sacks by Houston	5, twice, last vs. SMU (10.8)
First Downs	30, at UCF (10/16/15)
Penalties	10, twice, last at Tulane (10.16)
Penalty Yards	99 at Tulane (10.16)
Turnovers by Houston	4, at UConn (11.21)
Interceptions by Houston	4, vs. Florida State (12.31)

### GAME OPENING DRIVES

Opp.	Houston				Opponent			
	Plays	Yds.	TOP	Result	Plays	Yds.	TOP	Result
Tennessee Tech	8	56	2:39	Touchdown	3	4	1:32	Punt
Louisville	6	51	1:33	Touchdown	3	-16	2:06	Punt
Texas State	5	85	1:49	Touchdown	5	55	1:27	Fumble
Tulsa	9	75	2:26	Touchdown	12	43	3:37	Field Goal
SMU	4	75	1:14	Touchdown	10	82	4:49	Touchdown
Tulane	1	49	0:09	Touchdown	4	9	2:15	Punt
UCF	10	29	4:09	Punt	3	60	1:14	Fumble
Vanderbilt	8	32	3:00	Punt	5	12	2:11	Punt
Cincinnati	3	9	1:38	Punt	5	38	3:06	Punt
Memphis	3	-4	1:37	Punt	12	49	4:28	Field Goal
UConn	3	2	1:12	Punt	6	72	3:20	Touchdown
Navy	13	82	5:25	Touchdown	6	76	2:55	Touchdown
Temple	10	36	2:55	Touchdown	4	17	2:00	Interception
Florida State	8	37	3:50	Punt	3	3	1:28	Punt

### OPPONENT INDIVIDUAL HIGHS

Rushes	32, Newsome, UConn (11.21)
Yards Rushing	116, Dorceus, Memphis (11.14)
TD Rushes	3, Langer, Tulsa (10.3)
Long Rush	52, Reynolds, Navy (11.27)
Pass Attempts	51, Gunner Kiel, Cincinnati (11.7)
Pass Completions	29, Jones, Texas State (9.26)
Yards Passing	523, Gunner Kiel, Cincinnati (11.7)
TD Passes	3, Davis, SMU (10.8)
Long Pass	77, Davis, Tennessee Tech (9.5)
Receptions	12, Anderson, Temple (12.5)
Yards Receiving	264, McCain, Tennessee Tech (9.5)
TD Receptions	2, three players
Long Reception	77, McCain, Tennessee Tech (9.5)
Field Goals	2, four players
Long Field Goal	52, Aguayo, Florida State (12.31)
Punts	9, three players
Punting Average	51.5, Beatty, Florida State (12.31)
Long Punt	61, Loudermilk, UCF (10.24)
Long Punt Return	24, Alexander, Louisville (9.12)
Long Kickoff Return	70, Smith, Texas State (9.26)
Tackles	15, Kelsey, Louisville (9.12)
Sacks	2.0, four players
Tackles For Loss	4.0, Kelsey, Louisville (9.12)
Interceptions	1, seven players

### OPPONENT TEAM HIGHS

Rushes	54, Memphis (11.14)
Yards Rushing	212, Memphis (11.14)
Yards Per Rush	3.9, Memphis (11.14)
TD Rushes	3, twice, last, Navy (11.27)
Pass Attempts	51, Cincinnati (11.7)
Pass Completions	31, Texas State (9.26)
Yards Passing	523, Cincinnati (11.7)
Yards Per Pass Attempt	17.3, Navy (11.27)
TD Passes	3, SMU (10.8)
Total Plays	88, Tulsa (10.3)
Total Offense	589, Cincinnati (11.7)
Yards Per Play	8.5, Cincinnati (11.7)
Points	34, Memphis (11.14)
Sacks by Opponent	5, Memphis (11.14)
First Downs	26, Memphis (11.14)
Penalties	12, Tulane (10.16)
Penalty Yards	133, Tulane (10.16)
Turnovers by Opponent	4, 3x, last at UCF (10.16)
Interceptions by Opponent	2, twice, last at UConn (11.21)

### SECOND HALF OPENING DRIVES

Opp.	Houston				Opponent			
	Plays	Yds.	TOP	Result	Plays	Yds.	TOP	Result
Tennessee Tech	4	26	1:38	Fumble	3	12	1:55	Punt
Louisville	17	71	4:53	Missed FG	8	57	2:54	Fumble
Texas State	6	52	2:19	Field Goal	7	21	2:55	Interception
Tulsa	6	21	1:46	Punt	9	50	2:44	Downs
SMU	3	18	1:17	Fumble	4	5	1:28	Downs
Tulane	8	30	5:01	Punt	3	2	0:43	Punt
UCF	3	79	0:44	Touchdown	5	35	2:26	Punt
Vanderbilt	3	8	0:53	Fumble	10	50	4:06	Fumble
Cincinnati	11	43	4:21	Touchdown	2	19	0:43	Interception
Memphis	10	75	3:02	Touchdown	12	68	4:24	Touchdown
UConn	3	7	1:21	Punt	3	9	1:29	Punt
Navy	6	46	2:37	Touchdown	2	5	0:46	Interception
Temple	5	20	2:38	Punt	6	51	2:04	Downs
Florida State	3	-1	1:13	Punt	9	59	3:29	Touchdown



## GAME-BY-GAME

2016 SEASON

COACHING STAFF

THE COUGARS

SEASON REVIEW

HISTORY & RECORDS

### GAME-BY-GAME COMPARISONS

Opp.	Score	First Downs				Rushes-Yards	Comp-Att-Int	Pass Yards	Total Plays-Yards	TO forced	Sacks by
		Total	By Rush	By Pass	By Pen						
Tennessee Tech	W, 52-24	27	14	13	0	44-272	27-38-0	355	82-627	1	2
Louisville	W, 34-31	25	12	11	2	57-226	23-35-1	236	92-462	4	2
Texas State	W, 59-14	29	19	10	0	54-366	8-24-0	323	78-689	4	4
Tulsa	W, 38-24	28	13	12	3	56-365	22-38-0	273	94-638	2	5
SMU	W, 49-28	23	13	9	1	48-214	16-18-0	243	66-457	3	5
Tulane	W, 42-7	24	12	8	4	47-239	17-25-1	222	72-461	0	2
UCF	W, 59-10	30	17	10	3	48-366	20-28-0	234	76-600	4	2
Vanderbilt	W, 34-0	19	6	11	2	51-150	15-23-0	221	74-371	4	3
Cincinnati	W, 33-30	24	8	10	6	63-266	16-24-2	161	87-427	3	3
Memphis	W, 35-34	20	5	14	1	31-96	26-44-0	296	75-392	2	1
UConn	L, 17-20	13	4	8	1	33-110	17-31-2	208	64-318	0	0
Navy	W, 52-31	27	13	14	0	44-218	27-36-0	337	80-555	1	3
Temple	W, 24-13	16	11	5	0	40-233	12-22-0	106	62-339	2	1
Florida State	W, 38-24	27	10	14	3	53-187	28-46-1	261	99-448	5	3
<b>Totals</b>		<b>332</b>	<b>157</b>	<b>149</b>	<b>26</b>	<b>669-3,301</b>	<b>285-432-7</b>	<b>3,477</b>	<b>1,101-6,778</b>	<b>35</b>	<b>36</b>

Opp.	3rd Down		4th Down		Time of Possession	TOP Margin	Avg Yds/Rush	Avg Yds/Pass Att.	Avg Yds/Play	Punting Number-Avg	Penalties No-Yds
	Conversions	Attempts	Conversions	Attempts							
Tennessee Tech	4-13	30.54	3-4	30.54	30:54	1:48	6.2	9.3	7.6	4-45.2	9-59
Louisville	11-22	33:15	2-3	33:15	33:15	6:30	4.0	6.7	5.0	3-45.0	7-78
Texas State	7-12	30:29	0-2	30:29	30:29	0:58	6.8	13.5	8.8	2-37.0	10-69
Tulsa	12-23	33:17	0-3	33:17	33:17	6:26	6.5	7.2	6.8	3-45.3	3-44
SMU	8-12	28:39	0-0	28:39	28:39	2:18	4.5	13.5	6.9	4-42.0	6-55
Tulane	7-15	31:48	1-1	31:48	31:48	3:36	5.1	8.9	6.4	6-39.3	10-99
UCF	7-13	33:42	0-0	33:42	33:42	7:24	7.6	8.4	7.9	5-39.8	7-87
Vanderbilt	7-17	33:15	1-2	33:15	33:15	6:30	2.9	9.6	5.0	5-34.6	6-55
Cincinnati	8-19	37:33	1-2	37:33	37:33	15:06	4.2	6.7	4.9	6-37.0	4-40
Memphis	6-15	25:28	1-2	25:28	25:28	9:04	3.1	6.7	5.2	7-42.3	4-40
UConn	6-15	25:01	0-2	25:01	25:01	9:58	3.3	6.7	5.0	5-41.8	7-69
Navy	16-19	33:44	2-2	33:44	33:44	7:28	5.0	9.4	6.9	1-45.0	3-29
Temple	5-14	26:01	2-2	26:01	26:01	6:57	5.8	4.8	5.5	6-36.5	5-40
Florida State	13-23	34:27	0-1	34:27	34:27	8:54	3.5	5.7	4.5	7-41.6	4-30
<b>Totals</b>	<b>117-232</b>	<b>31:20</b>	<b>13-26</b>	<b>31:20</b>	<b>31:20</b>	<b>2:40</b>	<b>4.9</b>	<b>8.0</b>	<b>6.2</b>	<b>64-40.4</b>	<b>85-783</b>

Note: Game totals are displayed in the format HOUSTON/OPPONENT for each category.

### THIRD DOWN CONVERSIONS

Opp.	Score	Overall	1st Qtr	2nd Qtr	3rd Qtr	4th Qtr	OT
Tennessee Tech	W, 52-24	4-13 (31%)	2-3 (67%)	2-6 (33%)	0-1 (0%)	0-3 (0%)	-
Louisville	W, 34-31	11-22 (50%)	3-5 (60%)	2-6 (33%)	1-5 (20%)	5-6 (83%)	-
Texas State	W, 59-14	7-12 (58%)	0-2 (0%)	3-3 (100%)	2-4 (50%)	2-3 (67%)	-
Tulsa	W, 38-24	12-23 (52%)	3-6 (50%)	1-3 (33%)	4-8 (50%)	4-6 (67%)	-
SMU	W, 49-28	8-12 (67%)	1-2 (50%)	0-2 (0%)	2-2 (100%)	5-6 (83%)	-
Tulane	W, 42-7	7-15 (47%)	2-4 (50%)	1-4 (25%)	2-4 (50%)	2-3 (67%)	-
UCF	W, 59-10	7-13 (54%)	2-4 (50%)	0-2 (0%)	2-2 (100%)	3-5 (60%)	-
Vanderbilt	W, 34-0	7-17 (41%)	0-3 (0%)	3-6 (50%)	2-3 (67%)	2-5 (40%)	-
Cincinnati	W, 33-30	8-19 (43%)	3-5 (60%)	3-6 (50%)	0-3 (0%)	2-5 (40%)	-
Memphis	W, 35-34	6-15 (40%)	0-3 (0%)	2-5 (40%)	2-3 (67%)	2-4 (50%)	-
UConn	L, 17-20	6-15 (40%)	1-3 (33%)	1-4 (25%)	0-3 (0%)	4-5 (80%)	-
Navy	W, 52-31	16-19 (84%)	6-7 (86%)	3-5 (60%)	2-2 (100%)	5-5 (100%)	-
Temple	W, 24-13	5-14 (36%)	3-6 (50%)	2-4 (50%)	0-2 (0%)	0-2 (0%)	-
Florida State	W, 38-24	13-23 (57%)	3-4 (75%)	3-7 (43%)	1-5 (20%)	6-7 (86%)	-
<b>Houston</b>		<b>117-232 (50%)</b>	<b>29-57 (51.1%)</b>	<b>26-63 (41.3%)</b>	<b>20-47 (43%)</b>	<b>42-65 (65%)</b>	-
<b>Opponents</b>		<b>79-211 (37%)</b>	<b>21-53 (40%)</b>	<b>19-62 (31%)</b>	<b>18-49 (37%)</b>	<b>21-47 (45%)</b>	-

### FOURTH DOWN CONVERSIONS

Opp.	Score	Overall	1st Qtr	2nd Qtr	3rd Qtr	4th Qtr	OT
Tennessee Tech	W, 52-24	3-4 (75%)	0-0	1-1 (100%)	0-1 (0.0%)	2-2 (100.0%)	-
Louisville	W, 34-31	2-3 (67%)	0-1 (0%)	0-0	2-2 (100%)	0-0	-
Texas State	W, 59-14	0-2 (0%)	0-1 (0%)	0-0	0-0	0-1 (0%)	-
Tulsa	W, 38-24	0-3 (0%)	0-2 (0%)	0-1 (0%)	0-0	0-0	-
SMU	W, 49-28	0-0	0-0	0-0	0-0	0-0	-
Tulane	W, 42-7	1-1 (100%)	0-0	1-1 (100%)	0-0	0-0	-
UCF	W, 59-10	0-0	0-0	0-0	0-0	0-0	-
Vanderbilt	W, 34-0	1-2 (50%)	0-0	0-0	0-0	1-2 (50%)	-
Cincinnati	W, 33-30	1-2 (50%)	0-0	0-1 (0%)	1-1 (100%)	0-0	-
Memphis	W, 35-34	1-2 (50%)	0-0	0-0	0-0	1-2 (50%)	-
UConn	L, 17-20	0-2 (0%)	0-0	0-0	0-1 (0%)	0-1 (0%)	-
Navy	W, 52-31	2-2 (100%)	1-1 (100%)	1-1 (100%)	0-0	0-0	-
Temple	W, 24-13	2-2 (100%)	1-1 (100%)	1-1 (100%)	0-0	0-0	-
Florida State	W, 38-24	0-1 (0%)	0-0	0-0	0-1 (0%)	0-0	-
<b>Houston</b>		<b>13-26 (50%)</b>	<b>2-6 (33.3%)</b>	<b>4-6 (66.7%)</b>	<b>3-6 (50%)</b>	<b>4-8 (50%)</b>	-
<b>Opponents</b>		<b>8-17 (47%)</b>	<b>0-0 (0.0%)</b>	<b>2-2 (100%)</b>	<b>2-5 (40%)</b>	<b>4-10 (40%)</b>	-





## SCORING DRIVES

2016 SEASON

COACHING STAFF

THE COUGARS

SEASON REVIEW

HISTORY & RECORDS

### HOUSTON

Qtr.	Opp.	Time	Scoring Play	Conversion	Play-Yards	TOP	Score
1	Florida State	5:17	Ward 7-yard run	Cummings kick	11-64	2:33	7-0
2	Florida State	6:11	Allen 20-yard pass from Ayers	Cummings kick	7-75	2:07	14-3
2	Florida State	4:30	Ward 6-yard run	Cummings kick	3-17	0:54	21-3
4	Florida State	12:50	Cummings 39-yard field goal		10-49	2:18	24-10
4	Florida State	6:08	Allen 17-yard pass from Ward	Cummings kick	12-75	5:04	31-17
4	Florida State	1:59	Jackson 2-yard run	Cummings kick	7-45	2:49	38-24
1	Temple	10:05	Webb 1-yard run	Cummings kick	10-36	2:55	7-0
2	Temple	13:28	Cummings 24-yard field goal		9-42	2:59	10-0
2	Temple	5:32	Ward 47-yard run	Cummings kick	5-71	1:59	17-0
3	Temple	6:40	Ward 10-yard run	Cummings kick	7-71	3:38	24-3
1	Navy	9:35	Dunbar 5-yard pass from Ward	Cummings kick	13-82	5:25	7-0
1	Navy	1:21	Wilson 17-yard run	Cummings kick	13-75	5:19	14-7
2	Navy	4:59	Ward 5-yard run	Cummings kick	11-75	4:15	21-14
2	Navy	0:00	Cummings 45-yard field goal		7-43	1:30	24-14
3	Navy	11:37	Bonner 4-yard pass from Ward	Cummings kick	6-46	2:37	31-14
3	Navy	2:26	Ayers 62-yard pass from Ward	Cummings kick	5-74	3:05	38-17
4	Navy	11:27	Bonner 29-yard pass from Ayers	Cummings kick	8-96	3:30	45-24
4	Navy	0:41	Wilson 2-yard run	Cummings kick	12-52	6:05	52-31
2	UConn	12:36	Cummings 29-yard field goal		12-72	5:32	3-7
4	UConn	13:55	Allen 38-yard pass from Postma	Cummings kick	6-74	2:22	10-13
4	UConn	9:36	B. Wilson 94-yard kickoff return	Cummings kick			17-20
2	Memphis	0:37	Bonner 30-yard pass from Postma	Cummings kick	7-75	1:15	7-20
3	Memphis	11:58	Farrow 7-yard run	Cummings kick	10-75	3:02	14-20
4	Memphis	12:56	Farrow 10-yard run	Cummings kick	6-75	1:55	21-34
4	Memphis	5:49	Webb 1-yard run	Cummings kick	7-39	2:19	28-34
4	Memphis	1:27	Postma 7-yard run	Cummings kick	9-77	2:33	35-34
1	Cincinnati	7:58	Farrow 2-yard run	Cummings kick	5-20	1:29	7-0
2	Cincinnati	11:27	Allen 11-yard pass from Ward	Cummings kick	6-79	2:44	14-7
3	Cincinnati	10:39	McCloskey 1-yard pass from Ward	Cummings kick	11-43	4:21	21-14
3	Cincinnati	9:56	B. Wilson 51-yard interception return	Cummings kick			28-14
3	Cincinnati	4:54	Stewart safety				30-14
4	Cincinnati	12:51	Cummings 29-yard field goal		8-63	3:05	33-22
1	Vanderbilt	3:18	Ward 5-yard run	Cummings kick	3-5	0:48	7-0
2	Vanderbilt	13:48	Cummings 22-yard field goal		9-77	2:22	10-0
2	Vanderbilt	11:40	Ayers 11-yard pass from Ward	Cummings kick	3-12	0:42	17-0
2	Vanderbilt	4:15	Cummings 37-yard field goal		11-42	5:27	20-0
3	Vanderbilt	3:28	W. Jackson 55-yard interception return	Cummings kick			27-0
3	Vanderbilt	0:28	Farrow 15-yard run	Cummings kick	6-36	1:31	34-0
1	UCF	13:46	B. Wilson 85-yard fumble recovery	Cummings kick			7-0
2	UCF	2:27	Farrow 26-yard run	Cummings kick	6-78	2:05	14-10
2	UCF	0:50	Ward 3-yard run	Cummings kick	5-67	0:47	21-10
2	UCF	0:00	Cummings 34-yard field goal		1-0	0:03	24-10
3	UCF	14:10	Farrow 30-yard run	Cummings kick	3-79	0:44	31-10
3	UCF	7:49	R. Jackson 29-yard run	Cummings kick	9-80	3:49	38-10
3	UCF	4:10	Ayers 67-yard pass from Ward	Cummings kick	5-84	2:04	45-10
3	UCF	1:57	Farrow 24-yard run	Cummings kick	4-41	1:21	52-10
4	UCF	3:41	Bonner 6-yard pass from Postma	Cummings kick	8-59	4:35	59-10
1	Tulane	12:36	Allen 49-yard pass from Ward	Cummings kick	1-49	0:09	7-0
2	Tulane	14:52	Ward 12-yard run	Cummings kick	8-43	2:05	14-0
2	Tulane	8:20	Ward 5-yard run	Cummings kick	7-69	2:05	21-7
2	Tulane	1:46	Ayers 15-yard run	Cummings kick	5-90	1:40	28-7
3	Tulane	6:09	Ward 2-yard run	Cummings kick	8-58	3:07	35-7
3	Tulane	0:10	Ayers 73-yard punt return	Cummings kick			42-7
1	SMU	8:57	Ward 10-yard run	Cummings kick	4-75	1:14	7-7
2	SMU	14:39	Farrow 2-yard run	Cummings kick	7-80	2:40	14-14
2	SMU	2:18	Farrow 6-yard run	Cummings kick	2-12	0:36	21-21
2	SMU	0:02	Ward 2-yard run	Cummings kick	5-57	0:42	28-21
3	SMU	9:06	Ward 10-yard run	Cummings kick	7-62	3:09	35-21
3	SMU	3:09	Farrow 1-yard run	Cummings kick	8-75	3:15	42-21
4	SMU	7:37	Ward 2-yard run	Cummings kick	16-71	8:38	49-21
1	Tulsa	8:57	Ward 3-yard run	Bullard kick	9-75	2:26	7-3
2	Tulsa	11:31	Ward 32-yard run	Bullard kick	5-72	1:29	14-10
2	Tulsa	0:15	Ward 8-yard run	Bullard kick	6-77	0:49	21-10
3	Tulsa	7:17	Bullard 21-yard field goal		11-64	3:08	24-10
4	Tulsa	11:36	Farrow 5-yard run	Bullard kick	7-62	2:21	31-17
4	Tulsa	2:21	Farrow 44-yard run	Bullard kick	4-59	2:11	38-17
1	Texas State	13:11	Allen 32-yard pass from Ward	Bullard kick	5-85	1:49	7-0
1	Texas State	1:18	Dunbar 65-yard pass from Ward	Bullard kick	2-75	0:29	14-7
2	Texas State	12:05	Ward 1-yard run	Bullard kick	8-63	2:39	21-7
2	Texas State	7:01	Ayers 3-yard pass from Ward	Bullard kick	10-92	2:49	28-7
2	Texas State	1:53	Ayers 6-yard pass from Ward	Bullard kick	8-69	3:19	35-7
2	Texas State	0:44	W. Jackson 35-yard interception return	Bullard kick			42-7
3	Texas State	9:46	Bullard 24-yard field goal		6-53	2:19	45-7
3	Texas State	6:03	Ward 9-yard run	Bullard kick	7-52	2:49	52-7
4	Texas State	3:52	R. Jackson 25-yard run	Bullard kick	7-57	3:50	59-14
1	Louisville	11:21	Dunbar 29-yard pass from Ward	Bullard kick	6-51	1:33	7-0
2	Louisville	12:04	Bullard 41-yard field goal		12-49	4:49	10-7
3	Louisville	2:35	Wilson 100-yard kickoff return	Bullard kick			17-17
4	Louisville	14:56	Bullard 21-yard field goal		6-23	1:43	20-17
4	Louisville	9:24	Bonner 22-yard pass from Ward	Bullard kick	7-75	2:07	27-24
4	Louisville	3:09	Ayers 15-yard pass from Ward	Bullard kick	9-75	3:16	34-31
1	Tennessee Tech	10:49	Jackson, Ryan 1-yard run	Bullard kick	8-56	2:39	7-0
1	Tennessee Tech	1:36	Ward Jr, 3-yard run	Bullard kick	7-68	3:31	14-3
2	Tennessee Tech	11:43	Ward Jr, 41-yard run	Bullard kick	4-50	1:33	21-10
2	Tennessee Tech	0:53	Bullard 26-yard field goal		14-83	4:08	24-10
3	Tennessee Tech	9:14	Postma 29-yard pass from Ward	Bullard kick	5-65	2:13	31-10
4	Tennessee Tech	14:54	Webb 14-yard run	Bullard kick	5-52	1:29	38-10
4	Tennessee Tech	13:40	Schulz 1-yard run	Bullard kick	4-10	0:32	45-10
4	Tennessee Tech	5:56	Webb 3-yard run	Bullard kick	9-81	3:36	52-17



## SCORING DRIVES

### OPPONENT

Qtr.	Opp.	Time	Scoring Play	Conversion	Play-Yards	TOP	Score
1	Florida State	0:37	Aguayo 20-yard field goal		10-88	4:32	7-3
3	Florida State	10:18	Cook 1-yard run	Aguayo kick	9-59	3:29	10-21
4	Florida State	11:12	Rudolph 65-yard pass from Maguire	Aguayo kick	4-75	1:38	17-24
4	Florida State	4:55	Wilson 14-yard pass from Maguire	Aguayo kick	5-75	1:13	24-31
2	Temple	1:46	Jones 40-yard field goal		9-51	3:46	3-17
3	Temple	2:26	Anderson 13-yard pass from Walker	Jones kick	10-75	4:14	10-24
4	Temple	11:29	Jones 39-yard field goal		10-29	4:47	13-24
1	Navy	6:40	Swain 4-yard run	Grebe kick	6-76	2:55	7-7
2	Navy	9:14	Tillman 26-yard pass from Reynolds	Grebe kick	6-82	3:03	14-14
3	Navy	5:31	Grebe 39-yard field goal		11-53	6:06	17-31
4	Navy	14:57	Swain 2-yard run	Grebe kick	7-82	2:29	24-38
4	Navy	6:46	Reynolds 4-yard run	Grebe kick	10-76	4:41	31-45
1	UConn	11:40	Thomas 4-yard pass from Shirreffs	Puyol kick	6-72	3:20	7-0
2	UConn	4:59	Puyol 25-yard field goal		6-14	2:56	10-3
3	UConn	1:17	Puyol 39-yard field goal		7-23	3:35	13-3
4	UConn	9:48	Thomas 45-yard pass from Anderson	Puyol kick	7-75	4:07	20-10
1	Memphis	10:32	Elliott 41-yard field goal		12-49	4:28	3-0
2	Memphis	13:54	Cross 38-yard pass from Lynch	Elliott kick	11-93	4:26	10-0
2	Memphis	8:46	Elliott 29-yard field goal		10-39	4:10	13-0
2	Memphis	1:52	Dorceus 61-yard pass from Lynch	Elliott kick	3-72	0:44	20-0
3	Memphis	7:34	Dorceus 6-yard run	Elliott kick	12-68	4:24	27-14
4	Memphis	14:51	Jones 25-yard run	Elliott kick	12-66	4:29	34-14
2	Cincinnati	14:11	Moore 25-yard pass from Kiel	Gantz kick	2-90	0:26	7-7
2	Cincinnati	6:05	Cole 7-yard pass from Kiel	Gantz kick	4-74	1:36	14-14
3	Cincinnati	0:56	Washington 20-yard pass from Kiel	Gantz kick	6-99	1:29	22-30
4	Cincinnati	5:07	Moore 29-yard pass from Kiel	Gantz kick	7-84	2:10	30-33
1	UCF	5:33	Payton 46-yard pass from Holman	Wright kick	7-94	2:43	7-7
2	UCF	4:38	Wright 48-yard field goal		13-40	6:16	10-7
2	Tulane	10:31	Hilliard 3-yard run	Dirocco kick	12-75	4:21	14-7
1	SMU	10:11	Sutton 8-yard pass from Davis	Hedlund kick	10-82	4:49	7-0
1	SMU	5:24	Malone 9-yard pass from Davis	Hedlund kick	9-75	3:33	14-7
2	SMU	6:16	Davis 1-yard run	Hedlund kick	8-70	4:07	21-14
4	SMU	3:35	Joseph 25-yard pass from Davis	Hedlund kick	9-60	4:02	28-49
1	Tulsa	11:23	Jones 46-yard field goal		12-43	3:37	3-0
1	Tulsa	4:58	Langer 7-yard run	Jones kick	4-48	0:36	10-7
3	Tulsa	4:52	Langer 1-yard run	Jones kick	10-73	2:19	17-24
4	Tulsa	1:20	Langer 1-yard run	Jones kick	5-75	1:01	24-38
1	Texas State	1:47	Jones 4-yard run	Sherman kick	10-57	3:44	7-7
4	Texas State	12:57	Nutall 1-yard run	Sherman kick	13-85	4:07	14-52
1	Louisville	7:19	Jackson 1-yard run	Wallace kick	9-75	4:02	7-7
2	Louisville	1:04	Savage 6-yard pass from Jackson	Wallace kick	4-20	1:16	14-10
3	Louisville	2:51	Wallace 36-yard field goal		4-5	1:19	17-10
4	Louisville	11:31	Smith 4-yard run	Wallace kick	7-79	3:25	24-20
4	Louisville	6:25	Crum 29-yard pass from Bolin	Wallace kick	9-73	2:59	31-27
1	Tennessee Tech	7:18	Arnold 28-yard field goal		8-54	3:31	3-7
2	Tennessee Tech	13:16	McCoin 71-yard pass from Davis	Arnold kick	1-71	0:12	10-14
4	Tennessee Tech	9:32	Davis 2-yard run	Arnold kick	10-82	4:08	17-45
4	Tennessee Tech	0:02	McCoin 77-yard pass from Davis	Arnold kick	5-98	2:40	24-52

2016 SEASON

COACHING STAFF

THE COUGARS

SEASON REVIEW

HISTORY & RECORDS







## GAME RECAPS

Sept. 5 • TDECU Stadium (30,479) • Houston

Sept. 12 • Papa John's Cardinal (50,019) • Louisville, Ky.



<b>TENNESSEE TECH</b>	<b>24</b>
<b>HOUSTON</b>	<b>52</b>



<b>HOUSTON</b>	<b>34</b>
<b>LOUISVILLE</b>	<b>31</b>

**HOUSTON** -- Greg Ward Jr. threw for 275 yards and a touchdown and rushed for 107 yards and two more scores. Ward completed 21-of-28 passes and moved to 7-2 as a starter and enjoyed the first 100-yard rushing day of his career.

Ward led a Houston offensive that racked up 627 yards of total offense, including 355 through the air. It was the most yards by a Houston team in a season opener since the Cougars posted 627 yards in a 62-13 2013 win against Southern at then-Reliant Stadium.

Ward used his feet for a 41-yard touchdown scamper on the Cougars' next possession to regain a double-digit lead. After a 26-yard Kyle Bullard field goal pushed Houston's lead to 24-10, Ward hit receiver/reserve quarterback Kyle Postma on a 29-yard touchdown midway through the third quarter.

The Cougars built a 45-10 lead following Javin Webb's 14-yard touchdown run and reserve quarterback Adam Schulz' 1-yard rushing score. Webb added his second touchdown of the night with a 3-yard plunge.

Junior wide receiver Demarcus Ayers led the Cougars with 10 receptions for 121 yards for the first 100-yard receiving game of his career.

Houston limited Tennessee Tech to only 29 rushing yards on 33 carries.

Linebacker Elandon Roberts led the Cougars with nine tackles, including eight solo stops, and two stops for a loss of 13 yards. Linebacker Steven Taylor finished with seven solo tackles, including three for a loss of 16 yards, and safety Trevon Stewart added six tackles in the win. Senior strong safety Adrian McDonald hauled in an 11-yard interception for the 14th pickoff of his career.

Score by Quarters	1	2	3	4	Total
Tennessee Tech (0-1, 0-0)	3	7	0	14	24
Houston (1-0, 0-0)	14	10	7	21	52

Qtr	Time	Scoring play	Score
1st	10:49	UH - Jackson 1 yd run	8-56 2:39 TTU 0 - UH 7
	07:18	TTU - Arnold 28 yd field goal	8-54 3:31 TTU 3 - UH 7
	01:36	UH - Ward 3 yd run	7-68 2:10 TTU 3 - UH 14
2nd	13:16	TTU - McCoin 71 yd pass	1-71 0:12 TTU 10 - UH 14
	11:43	UH - Ward 41 yd run	4-50 1:33 TTU 10 - UH 21
	00:53	UH - Bullard 26 yd field goal	14-83 6:09 TTU 10 - UH 24
3rd	9:14	UH - Postma 29 yd pass	5-65 2:13 TTU 10 - UH 31
	14:54	UH - Webb 14 yd run	5-52 1:29 TTU 10 - UH 38
4th	13:40	UH - Schulz 1 yd run	4-10 0:32 TTU 10 - UH 45
	09:32	TTU - Davis 2 yd run	10-82 4:08 TTU 17 - UH 45
	5:56	UH - Webb 3 yd run	9-81 3:36 TTU 17 - UH 52
	00:02	TTU - McCoin 77 yd pass	5-98 2:40 TTU 24 - UH 52

	TTU	UH
FIRST DOWNS	10	27
RUSHES-YARDS (NET)	33-29	45-266
PASSING YDS (NET)	312	355
Passes Att-Comp-Int	26-16-1	37-27-0
TOTAL OFFENSE PLAYS-YARDS	59-341	82-621
Fumble Returns-Yards	0-0	0-0
Punt Returns-Yards	2-3	3-25
Kickoff Returns-Yards	4-84	5-102
Interception Returns-Yards	0-0	1-11
Punts (Number-Avg)	2-46.6	3-45.2
Fumbles-Lost	0-0	5-1
Penalties-Yards	3-15	9-53
Possession Time	29:06	30:54
Third-Down Conversions	5 of 15	4 of 13
Fourth-Down Conversions	0 of 0	3 of 4
Red-Zone Scores-Chances	2-2	6-7
Sacks By: Number-Yards	2-10	2-21

**RUSHING:** TTU - Annoor 6-21, Davis 6-20, Carter 4-16, Vanlier 10-8, McCoin 1-(-11), Davis 5-(-15). Houston - Ward 14-101, Farrow 22-49, Ayers 4-44, Webb 5-39, Jackson 7-28, Schulz 2-12; Gray 1-(-2).

**PASSING:** TTU - Davis 16-26-1-312. Houston - Ward 21-27-0-275, Schulz 6-10-0-80.

**RECEIVING:** TTU - McCoin 9-264, Smith 2-20, Wilson 2-8, Jackson 1-9, Watson 1-6, Cates 1-5. Houston - Ayers 10-121, Postma 4-82, Allen 3-56, Gray 2-24, McCloskey 2-19, Bonner 2-18, Farrow 2-15, Johnson 1-10, Jackson 1-10.

**INTERCEPTIONS:** TTU - None. Houston - 1-11 - McDonald (1-11).

**FUMBLES:** TTU - 1-0 - Rollins (1-0). Houston - None.

**LOUISVILLE, KY.** -- Greg Ward Jr. threw for three touchdowns, including a 15-yarder to Demarcus Ayers with 3:09 remaining to rally Houston past Louisville 34-31.

Ward earlier hit Linell Bonner for a 22-yard TD during a wild fourth quarter that began tied 17-17 before the teams erupted for 31 combined points.

Houston (2-0) outgained Louisville 462-395 and recorded four turnovers and broke a three-game losing streak to the Cardinals (0-2). Brandon Wilson also returned a kickoff 100 yards for a touchdown.

Ward combined for 334 yards on offense, completing 23 of 33 attempts for 236 yards with one interception. He also carried 21 times for 98 yards.

Lamar Jackson was 17 of 27 for 168 yards and a TD in his first start but threw two deep interceptions, one of which led to Kyle Bullard's 21-yard field goal for Houston. The Cardinals also lost two fumbles to the Cougars.

Self-inflicted errors doomed the Cardinals again, the worst thing that could happen with a dual-threat quarterback such as Ward.

Ward continually made Louisville defenders miss with nifty moves running the ball and maneuvered into position to find receivers. Houston's quick pace - reflective of Herman's philosophy that helped Ohio State win last year's national championship as offensive coordinator - also kept the Cardinals on their heels for much of the game.

A week after combining for 382 yards and three touchdowns in the Cougars' 52-24 rout of Tennessee Tech, Ward needed just 93 seconds to lead Houston toward a 7-0 lead on its first possession, capping the 51-yard, six-play drive with a 29-yard pass to Steven Dunbar.

Score by Quarters	1	2	3	4	Total
Houston (2-0, 0-0)	7	3	7	17	34
Louisville (0-2, 0-0)	7	7	3	14	31

Qtr	Time	Scoring play	Score
1st	11:21	UH - Dunbar 29 yd pass	6-51 1:33 UH 7 - LOU 0
	07:19	LOU - Jackson 1 yd run	9-75 4:02 UH 7 - LOU 7
	12:04	UH - Bullard 41 yd field goal	12-49 4:49 UH 10 - LOU 7
2nd	01:04	LOU - Savage 6 yd pass	4-20 1:16 UH 10 - LOU 14
	02:51	LOU - Wallace 36 yd field goal	4-5 1:19 UH 10 - LOU 17
3rd	02:35	UH - Wilson 100 yd kickoff return	UH 17 - LOU 17
	14:56	UH - Bullard 21 yd field goal	6-23 1:43 UH 20 - LOU 17
4th	11:31	LOU - Smith 4 yd run	7-79 3:25 UH 20 - LOU 24
	09:24	UH - Bonner 22 yd pass	7-75 2:07 UH 27 - LOU 24
	06:25	LOU - Crum 29 yd pass	9-73 2:59 UH 27 - LOU 31
	03:09	UH - Ayers 15 yd pass	9-75 3:16 UH 34 - LOU 31

	UH	LOU
FIRST DOWNS	25	25
RUSHES-YARDS (NET)	57-226	26-70
PASSING YDS (NET)	236	325
Passes Att-Comp-Int	35-23-1	45-27-2
TOTAL OFFENSE PLAYS-YARDS	92-462	71-395
Fumble Returns-Yards	0-0	3-2
Punt Returns-Yards	3-135	4-186
Kickoff Returns-Yards	7-432	6-379
Interception Returns-Yards	2-58	1-59
Punts (Number-Avg)	3-45.0	4-46.5
Fumbles-Lost	0-0	3-2
Penalties-Yards	7-78	9-80
Possession Time	33:15	26:45
Third-Down Conversions	11 of 22	5 of 11
Fourth-Down Conversions	2 of 3	0 of 0
Red-Zone Scores-Chances	2-3	5-6
Sacks By: Number-Yards	2-25	2-11

**RUSHING:** Houston - Farrow 27-109, Ward 21-98, Jackson 3-13, Webb 2-12, Ayers 3-(-1). Louisville - Radcliff 10-43, Jackson 12-16, Smith 4-11.

**PASSING:** Houston - Ward 23-33-1-236, Piper 0-1-0-0, Postma 0-1-0-0. Louisville - Jackson 17-27-2-168, Bolin 10-18-0-157.

**RECEIVING:** Houston - Ayers 8-53, Dunbar 4-54, Allen 4-51, Johnson 3-19, Bonner 2-35, Postma 1-14, Farrow 1-10. Louisville - Savage 7-79, Crum 6-103, Samuel 6-55, Smith 5-60, Standberry 1-16, Spence 1-7, Radcliff 1-5.

**INTERCEPTIONS:** Houston - McDonald 1-0; Stewart 1-58. Louisville - Williams 1-59.

**FUMBLES:** Houston - Stewart 1-0, Carter 1-0. Louisville - None.

2016 SEASON

COACHING STAFF

THE COUGARS

SEASON REVIEW

HISTORY & RECORDS



## GAME RECAPS

Sept. 26 • TDECU Stadium (35,257) • Houston

Oct. 3 • H.A. Chapman Stadium (17,146) • Tulsa, Okla.



<b>TEXAS STATE</b>	<b>14</b>
<b>HOUSTON</b>	<b>59</b>



<b>HOUSTON</b>	<b>38</b>
<b>TULSA</b>	<b>24</b>

**HOUSTON** -- Greg Ward Jr. threw for 274 yards with a career-high four touchdowns on 17-of-21 passing and added a game-high 91 rushing yards on only 10 carries with a pair of touchdowns. The Tyler, Texas, native also improved to 9-2 as the Cougars' starting quarterback and moved higher on Houston's career charts with an .818 winning percentage.

Ward led a Houston offense that rolled up 689 yards of total offense, including 366 yards on the ground. It was the most yards compiled by the Cougars in a game since posting 693 yards in a 56-49 loss to Louisiana Tech on Sept. 9, 2012.

Sophomore running back Javin Webb added 90 rushing yards on 15 carries. When the Cougars went to the aerial assault, junior wideout Demarcus Ayers was the leading target, hauling in eight catches for career highs of 126 yards and two touchdowns. The Lancaster, Texas, native also broke off a career-long 53-yard run early in the fourth quarter.

Defensively, the Cougars forced four turnovers for the second straight game. Senior safety Adrian McDonald and senior linebacker Elandon Roberts led all players with 10 tackles apiece, while senior cornerback William Jackson III posted a 13-yard fumble return and returned an interception 35 yards late in the first half to give the Cougars a 42-7 advantage at the break.

In his first season at Houston, Head Coach Tom Herman became only the second coach in program history to lead the Cougars to a 3-0 record in his inaugural campaign. John Jenkins led the Cougars to an 8-0 start on the way to a 10-1 record in 1990.

It took Houston just five plays and 1:49 to march 85 yards for a touchdown on the opening drive of the game. Ward capped the drive with a 32-yard touchdown pass to Chance Allen, giving the Cougars a 7-0 lead on Allen's first career scoring reception.

On the second play of Houston's ensuing drive, the Ward connected with Steven Dunbar on a 65-yard touchdown pass. The reception was the longest of Dunbar's career, and it gave Houston a 14-7 lead.

Houston struck again on their first drive of the second quarter. A 33-yard scramble by Ward set up the Cougars with a 1st-and-goal from the Texas State 2-yard-line. Two plays later, Houston's field general called his own number and scored from the 1-yard-line to make the score 21-7.

The Cougars scored again on their next drive after the Houston defense came up with a turnover. Ward started the drive with a 50-yard completion to Ayers and ended the drive with a 3-yard touchdown toss to the junior, and Houston held a 28-7 lead.

The duo linked up again for yet another touchdown on Houston's next drive. This time, Ward capped an 8-play, 69-yard drive with a six-yard touchdown strike to Ayers. With the touchdown, Houston's lead ballooned to 35-7.

The Houston defense got in on the scoring action on Texas State's next drive. Jones was intercepted by Jackson III, and the senior raced 35 yards for his second career touchdown. The score accounted for the final points of the half, giving Houston a 42-7 lead at intermission.

The stat sheet was as lopsided as the scoreboard at halftime. Houston racked up 428 yards of total offense in the first half, while Texas State had 217. The Cougars posted 18 first downs to Texas State's 10 and forced three turnovers while committing none.

An interception by Houston's Howard Wilson ended Texas State's first drive of the third quarter, and the Cougars cashed in with their first field goal of the day. Kyle Bullard ended a 6-play, 53-yard drive with a 24-yard field goal, and the Houston lead was 45-7.

Ward found the end zone for the sixth and final time midway through the 3rd quarter on his final drive of the game. The junior scampered into the end zone from nine yards out with 6:03 left in the period to stretch the advantage to 52-7.

The Cougars answered with 3:52 remaining. Senior running back Ryan Jackson found the end zone on a 25-yard rush, bumping the lead up to 59-14.

Score by Quarters	1	2	3	4	Total
Texas State (1-3, 0-0)	7	0	0	7	14
Houston (3-0, 0-0)	14	28	10	7	59

Qtr	Time	Scoring play			
1st	01:47	UH - Allen, Chance 32 yd pass	5-85	1:49	TXST 0 - UH 7
		TXST - Jones, Tyler 4 yd run	10-57	3:44	TXST 7 - UH 7
	01:18	UH - Dunbar, Steven 65 yd pass	2-75	0:29	TXST 7 - UH 14
2nd	12:05	UH - Ward Jr., Greg 1 yd run	8-63	2:39	TXST 7 - UH 21
	07:01	UH - Ayers, Demarcus 3 yd pass	10-92	2:49	TXST 7 - UH 28
	01:53	UH - Ayers, Demarcus 6 yd pass	6-69	3:19	TXST 7 - UH 35
	00:44	UH - Jackson III, W. 35 yd interception return			TXST 7 - UH 42
3rd	09:46	UH - Bullard, Kyle 24 yd field goal	6-53	2:19	TXST 7 - UH 45
	06:03	UH - Ward Jr., Greg 9 yd run	7-52	2:49	TXST 7 - UH 52
4th	12:57	TXST - Nutall Chris 1 yd run	13-85	4:07	TXST 14 - UH 52
	03:52	UH - Jackson 25 yd run	7-57	3:50	TXST 14 - UH 59

	TXST	UH
FIRST DOWNS	21	29
RUSHES-YARDS (NET)	32-99	54-366
PASSING YDS (NET)	302	323
Passes Att-Comp-Int	50-31-2	24-18-0
TOTAL OFFENSE PLAYS-YARDS	82-401	78-689
Fumble Returns-Yards	0-0	2-21
Punt Returns-Yards	0-0	1-1
Kickoff Returns-Yards	6-117	0-0
Interception Returns-Yards	0-0	2-40
Punts (Number-Avg)	6-39.3	2-37.0
Fumbles-Lost	2-2	1-0
Penalties-Yards	5-38	10-69
Possession Time	29:31	30:29
Third-Down Conversions	7 of 19	7 of 12
Fourth-Down Conversions	1 of 2	0 of 2
Red-Zone Scores-Chances	2-2	5-6
Sacks By: Number-Yards	1-4	4-24

**RUSHING:** TXST- Lowe 8-36, Jones 14-35, Siudzinski 3-21, Nutall 3-4, White 4-3. Houston - Ward 10-91, Webb 15-90, Farrow 17-68, Jackson 9-66, Ayers 1-53, Schulz 1-4.

**PASSING:** TXST - Jones 29-44-2-288, White 2-6-0-14. Houston - Ward 17-21-0-274, Schulz 1-2-0-49.

**RECEIVING:** TXST - Mercer 6-71, Gaines 6-60, Carden 5-43, Garrey 4-45, Best 3-35, Smith 3-14, White 2-27, Bowens 1-5, Mayberry 1-2. Houston - Ayers 8-126, Allen 4-49, Dunbar 3-80, McCloskey 2-19, Postma 1-49.

**INTERCEPTIONS:** TXST - None. Houston 2-40 - Wilson (1-5), Jackson (1-35).

**FUMBLES:** TXST - None. Houston - 2-21 - McDonald (1-8), Jackson (1-13).

**TULSA, OKLA.** -- Greg Ward Jr. threw for 273 yards and ran for 182 yards with three touchdowns, breaking the school record for rushing yards by a quarterback, to help lead Houston to a 38-24 victory over Tulsa.

Kenneth Farrow finished with 159 yards on 19 carries with two touchdowns, including a 44-yarder for the Houston (4-0, 1-0 American Athletic Conference).

All three of Ward's touchdown runs came in the first half, helping Houston to a 21-10 lead at the break. A Zack Langer 1-yard TD run for Tulsa late in the third cut the Cougars lead to seven (24-17) after three quarters. But the Golden Hurricane (2-2, 0-1) got no closer, as Farrow added both of his TD's in the fourth to push the game out of reach.

Dane Evans finished with 326 yards passing for Tulsa. Langer added 62 yards rushing and three TD's.

Score by Quarters	1	2	3	4	Total
Houston (4-0, 1-0)	7	14	3	14	38
Tulsa (2-2, 0-1)	10	0	7	7	24

Qtr	Time	Scoring play			
1st	11:23	TLS - Jones 46 yd field goal	12-43	3:37	UH 0 - TLS 3
	08:57	UH - Ward 3 yd run	9-75	2:26	UH 7 - TLS 3
	04:58	TLS - Langer 7 yd run	4-48	0:36	UH 7 - TLS 10
2nd	11:31	UH - Ward 32 yd run	5-72	1:29	UH 14 - TLS 10
	00:15	UH - Ward 8 yd run	6-77	0:49	UH 21 - TLS 10
3rd	07:17	UH - Bullard 21 yd field goal	11-64	3:08	UH 24 - TLS 10
	04:52	TLS - Langer 1 yd run	10-73	2:19	UH 24 - TLS 17
4th	11:36	HOU - Farrow 5yd run	7-62	2:21	UH 31 - TLS 17
	02:21	HOU - Farrow 44 yd run	4-59	2:11	UH 38 - TLS 17
	01:20	TLS - Langer 1 yd run	5-57	1:01	UH 38 - TLS 24

	UH	TLS
FIRST DOWNS	28	23
RUSHES-YARDS (NET)	365	130
PASSING YDS (NET)	273	326
Passes Att-Comp-Int	38-22-0	45-26-1
TOTAL OFFENSE PLAYS-YARDS	94-638	88-456
Fumble Returns-Yards	0-0	0-0
Punt Returns-Yards	0-0	0-0
Kickoff Returns-Yards	3-58	3-76
Interception Returns-Yards	1-0	0-0
Punts (Number-Avg)	3-45.3	6-33.8
Fumbles-Lost	2-1	1-1
Penalties-Yards	3-44	10-71
Possession Time	33:17	26:43
Third-Down Conversions	12 of 23	7 of 19
Fourth-Down Conversions	0 of 3	1 of 2
Red-Zone Scores-Chances	4-6	3-3
Sacks By: Number-Yards	5-19	2-15

**RUSHING:** Houston - Ward 20-182, Farrow 19-159, Webb 8-17, Jackson 3-9, Ayers 2-7, Piper 1-0. Tulsa - Langer 19-62, Brewer 6-33, Warren 5-22, Evans 10-10, Lucas 2-5.

**PASSING:** Houston - Ward 22-38-0-273. Tulsa - Evans 26-44-1-326, Floyd 0-1-0-0.

**RECEIVING:** Houston - Ayers 6-77, Allen 6-54, Dunbar 5-58, McCloskey 3-24, Daniels 1-33, Jackson 1-27. Tulsa - Garrett 7-85, Lucas 7-67, Atkinson 6-107, Floyd 4-52, Hobbs 1-8, Brewer 1-7.

**INTERCEPTIONS:** Houston - 1-0 - Hightower (1-0). Tulsa - None.

**FUMBLES:** Houston - 1-0 - Stewart (1-0). Tulsa - 1-0 - Asibequ (1-0).

2016 SEASON

COACHING STAFF

THE COUGARS

SEASON REVIEW

HISTORY & RECORDS





## GAME RECAPS

Oct. 8 • TDECU Stadium (25,204) • Houston

Oct. 16 • Yulman Stadium (21,522) • New Orleans, La.



SMU	28
HOUSTON	49



HOUSTON	42
TULANE	7

**HOUSTON** -- The University of Houston Football team dominated the rushing game with a 49-28 victory over SMU.

All seven of Houston's touchdowns were rushing touchdowns, with four coming from quarterback Greg Ward Jr. and three coming from running back Kenneth Farrow. Ward and Farrow are the first Houston duo since 2010 to each rush for at least three scores.

Ward was 16-for-18 passing, for 243 yards, and he rushed the ball 14 times for a team-high 82 yards.

Demarcus Ayers caught a Houston-Bean seven receptions for 91 yards, while Chance Allen caught three passes for 47 yards. On the ground, Ryan Jackson rushed for 53 yards on 10 carries and Farrow accounted for 40 rushing yards on 11 rushes.

The Houston defense steadily improved as the night went on, allowing just seven points after halftime. The Cougars forced three SMU turnovers overall and held the Mustangs (1-5, 0-2 American) to just 89 offensive yards after halftime.

Elandon Roberts led the Cougars with a career-high 15 tackles, including 14 solo stops and two tackles for loss. Brandon Wilson made eight tackles, as did Steven Taylor.

Taylor harassed the SMU backfield all night and finished with 3.0 sacks, matching his career high from last week's victory against Tulsa. Tysus Bowser and B.J. Singleton also came up with sacks.

Overall, Houston outgained the Mustangs, 457-399. The Cougars scored touchdowns on all seven of their red zone trips and posted 23 first downs.

The Cougars sliced through the SMU defense in just four plays before scoring a touchdown, with Ward running the ball in from 10 yards out. The score tied the game at 7-all.

After both teams traded punts, Houston tied the game just two plays into the second quarter. Farrow rumbled to the end zone from two yards out, capping a 7-play, 80-yard drive and making the score 14-all.

The final two scoring drives of the opening half belong to the Cougars, who claimed their first lead with just :02 left before halftime. The tying score came thanks in large part to an SMU fumble that was forced by Taylor and recovered by Adrian McDonald on the SMU 12-yard line. Two plays later, Farrow plunged in from two yards out to tie the game at 21-all.

Just before halftime, Houston again turned the Mustangs over and capitalized with a score. This time it was Lee Hightower who knocked the ball loose and Jerard Carter who scooped it up at the Houston 43. The Cougars took over with just :44 seconds left, but they found the promised land, with Ward toting the ball in from two yards out on the final play from scrimmage of the half. Houston went into the locker room up, 28-21.

Ward broke Keenum's record on Houston's second drive of the third quarter. The junior ran for a touchdown from 10 yards out to boost Houston's lead to 35-21. The touchdown was Ward's third of the night and his 10th of the season.

The Cougars scored their fourth consecutive unanswered touchdown late in the third quarter. Farrow carried the ball on five of the drive's eight plays, and he found the end zone for the third time on the final snap, a 1-yard score to make the score 42-21.

Farrow's touchdown was an historic score in its own right. With Ward also scoring three touchdowns on the night, the score marked the first time since Sept. 10, 2010 that two Cougars scored three rushing touchdowns each. Bryce Beall and Michael Haynes combined to achieve the feat in a 54-24 win over UTEP.

Ward made more history on Houston's next scoring drive. The junior signal caller ran for his fourth touchdown of the night, setting a personal high and giving the Cougars a 49-21 lead. With the score, Ward became the sixth player in UH history to rush for four touchdowns in a game.

Score by Quarters	1	2	3	4	Total
SMU (1-5, 0-2)	14	7	0	7	28
Houston (5-0, 2-0)	7	21	14	7	49

Qtr	Time	Scoring play	SMU	UH
1st	10:11	SMU - Sutton 8 yd pass	10-82	4-49
	08:57	UH - Ward 10 yd run	4-75	1-14
	05:24	SMU - Malone 9 yd pass	9-75	3-33
2nd	14:39	UH - Farrow 6 yd run	2-12	0-36
	06:16	SMU - Davis 1 yd run	8-70	4-07
	02:18	UH - Farrow 6 yd run	2-12	0-36
	00:02	UH - Ward 2 yd run	5-57	0-42
3rd	09:06	UH - Ward 10 yd run	7-62	3-09
	03:09	UH - Farrow 1 yd run	8-75	3-16
4th	07:37	UH - Ward 2 yd run	16-71	8-38
	03:35	SMU - Joseph 25 yd pass	9-60	4-02

	SMU	UH
FIRST DOWNS	21	23
RUSHES-YARDS (NET)	7-151	13-214
PASSING YDS (NET)	248	243
Passes Att-Comp-Int	35-21-0	18-16-0
TOTAL OFFENSE PLAYS-YARDS	74-399	66-457
Fumble Returns-Yards	0-0	0-0
Punt Returns-Yards	1-3	0-0
Kickoff Returns-Yards	5-85	1-20
Interception Returns-Yards	0-0	0-0
Punts (Number-Avg)	4-34.0	4-42.0
Fumbles-Lost	4-3	2-1
Penalties-Yards	7-51	6-55
Possession Time	31:21	28:39
Third-Down Conversions	9 of 16	8 of 12
Fourth-Down Conversions	0 of 1	0 of 0
Red-Zone Scores-Chances	4-4	7-7
Sacks By: Number-Yards	3-15	5-45

**RUSHING:** SMU - Jones 10-52, Davis 15-46, West 9-35, Line 5-18. Houston - Ward 14-82, Jackson 10-53, Farrow 11-40, Webb 8-38, Kokuma 3-6.

**PASSING:** SMU - Davis 21-35-0-248. Houston - Ward 16-18-0-243.

**RECEIVING:** SMU - Sutton 6-48, Walker 3-40, Jones 3-36, Joseph 2-63, Castille 2-22, Malone 2-14, Line 1-12, West 1-11, Thomas 1-2. Houston - Ayers 7-91, Allen 3-47, McCloskey 2-42, Dunbar 2-34, Farrow 1-28, Jackson 1-1.

**INTERCEPTIONS:** SMU- None. Houston - None.

**FUMBLES:** SMU - 1-0 - McCleneghen (1-0). Houston - 3-0 - Bowser (1-0), McDonald (1-0), Carter (1-0).

**NEW ORLEANS, LA.** -- Greg Ward Jr. ran for three touchdowns and threw for another to help No. 24 Houston beat Tulane 42-7.

Despite three starting offensive linemen sitting out with injuries and losing its starting center to illness early, Houston piled up 461 total yards, including 239 on the ground, and went 7 of 15 on third down.

Ward completed 17-of-25 passes for 222 yards and had 14 carries for 77 yards.

As good as the Cougars' offense was, Houston's defense matched the performance.

Houston held Tulane (2-4, 1-2) to 262 total yards, forced 11 punts and held the Green Wave to fewer first downs (11) than penalties (12). Devin Powell completed 11 of 28 passes for 88 yards. He got the start for the Green Wave with Tanner Lee out after he sustained a concussion a week ago against Temple.

Houston's sixth-ranked offense took just one offensive play to score. Chance Allen ran past a stumbling defensive back and Ward lofted a pass that hit the receiver in stride for a 49-yard touchdown.

Ward put the Cougars up 14-0 on the first play of the second quarter with a 12-yard run. Tulane's Nico Marley was called for roughing the passer on a third-and-14 play to keep the drive alive.

Tulane answered with Dontrell Hilliard's 3-yard touchdown run on a drive that featured Rob Kelley's 43-yard run on a fake punt.

Ward scored again on a 5-yard run on Houston's next drive, and Demarcus Ayers' 15-yard touchdown run on an end around made it 28-7 late in the second quarter.

Ward's third touchdown run of the game, a 2-yard scamper in the third quarter, and Ayers' 73-yard punt return capped the scoring.

Score by Quarters	1	2	3	4	Total
Houston (6-0, 3-0)	7	21	14	0	42
Tulane (2-4, 1-2)	0	7	0	0	7

Qtr	Time	Scoring play	UH	TLN	
1st	12:36	UH - Allen 49 yd pass	1-49	0:09	
	2nd	14:52	UH - Ward 12 yd run	8-43	2:05
		10:31	TLN - Hilliard 3 yd run	12-75	4:21
3rd	08:20	UH - Ward 5 yd run	7-69	2:05	
	01:46	UH - Ayers 15 yd run	5-90	1:40	
	06:09	UH - Ward 2 yd run	8-56	3:07	
	00:10	UH - Ayers 73 yd punt return			

	UH	TLN
FIRST DOWNS	25	11
RUSHES-YARDS (NET)	12-239	4-112
PASSING YDS (NET)	222	150
Passes Att-Comp-Int	25-17-1	33-14-0
TOTAL OFFENSE PLAYS-YARDS	72-461	65-262
Fumble Returns-Yards	0-0	0-0
Punt Returns-Yards	8-175	0-0
Kickoff Returns-Yards	1-21	5-99
Interception Returns-Yards	0-0	1-7
Punts (Number-Avg)	6-39.3	11-46.1
Fumbles-Lost	1-0	0-0
Penalties-Yards	10-99	12-133
Possession Time	31:48	28:12
Third-Down Conversions	7 of 15	4 of 17
Fourth-Down Conversions	1 of 1	1 of 2
Red-Zone Scores-Chances	4-5	1-2
Sacks By: Number-Yards	2-25	2-15

**RUSHING:** Houston - Farrow 14-77, Ward 14-77, Kokuma 5-43, Jackson 8-34, Postma 2-20, Ayers 2-15. Tulane - Hilliard 11-53, Kelley 8-52, Badie 7-25, Rounds 2-(-1), Joseph 1-(-7), Powell 3-(-10).

**PASSING:** Houston - Ward 17-25-1-222. Tulane - Powell 11-28-0-88, Joseph 3-5-0-62.

**RECEIVING:** Houston - Ayers 6-93, Dunbar 4-40, Allen 3-69, Daniels 1-14, Gage 1-4, Jackson 1-2, Farrow 1-0. Tulane - Veal 4-31, Breaux 3-88, Badie 2-2, Dace 1-7, Scott 1-6, Jones 1-6, Glenn 1-5, Ardoin 1-5.

**INTERCEPTIONS:** Houston - None. Tulane - 1-7 - Marley (1-7).

**FUMBLES:** Houston - None. Tulane - None.

2016 SEASON

COACHING STAFF

THE COUGARS

SEASON REVIEW

HISTORY & RECORDS



## GAME RECAPS

Oct. 24 • BHNS (28,350) • Orlando, Fla.

Oct. 31 • TDECU Stadium (29,565) • Houston



<b>HOUSTON</b>	<b>59</b>
<b>UCF</b>	<b>10</b>



<b>VANDERBILT</b>	<b>0</b>
<b>HOUSTON</b>	<b>34</b>

**ORLANDO, FLA.** -- Kenneth Farrow ran for career-high 167 yards and three touchdowns, and after falling behind late in the first half, Houston scored 24 points in a span of 3 1/2 minutes, winning for the fifth time by 21 points or more.

Houston won the second half 35-0 and handed UCF (0-8, 0-4) its most lopsided home loss.

Brandon Wilson scored for the Cougars on an 85-yard return of a fumble just 74 seconds into the game, but that was Houston's only score in the first 27 minutes.

UCF went up 10-7 on Matthew Wright's 48-yard field goal with 4:38 left in the first half. At that point UCF had outgunned Houston by 216 yards to 74.

But the Cougars responded with a six-play, 72-yard drive to regain the lead on Farrow's 26-yard touchdown run with 2:27 left in the first half, and the rest of the game was all Houston.

Interceptions by William Jackson III and Khalil Williams set up another touchdown and a field goal in the final 50 seconds of the half. Houston quarterback Greg Ward Jr. scored on a three-yard run to make it 21-10, and after William's interception, a 34-yard field goal by Ty Cummings gave Houston a 24-10 lead on the final play of the half.

When Farrow opened the second half with runs of 20, 29 and 30 yards, the third for a touchdown, the rout was on.

Tristan Payton scored UCF's touchdown on a 46-yard pass from Justin Holman, but the Golden Knights had four turnovers and gained only 105 yards after the first quarter.

Houston finished with 600 total yards, including 366 on the ground.

Farrow, who moved into seventh place on Houston's career rushing list with 2,686 yards, left the game after running 24 yards to his third touchdown of the game with 1:57 left in the third quarter. It was the 10th career 100-yard rushing game for the 220-pound senior running back.

Score by Quarters	1	2	3	4	Total
Houston (7-0, 4-0)	7	17	28	7	59
UCF (0-8, 0-4)	7	3	0	0	10

Qtr	Time	Scoring play		
1st	13:46	UH - Wilson 85 yd fumble recovery		UH 7 - UCF 0
	05:33	UCF - Payton 46 yd pass	7-94	2:43 UH 7 - UCF 7
	04:38	UCF - Wright 48 yd field goal	13-40	6:16 UH 7 - UCF 10
2nd	02:27	UH - Farrow 26 yd run	6-78	2:05 UH 14 - UCF 10
	00:50	UH - Ward 3 yd run	5-67	0:47 UH 21 - UCF 10
	00:00	UH - Cummings 34 yd field goal	1-0	0:03 UH 24 - UCF 10
3rd	14:10	UH - Farrow 30 yd run	3-79	0:44 UH 31 - UCF 10
	07:49	UH - Jackson 29 yd run	9-80	3:49 UH 38 - UCF 10
	04:10	UH - Ayers 67 yd pass	5-84	2:04 UH 45 - UCF 10
	01:57	UH - Farrow 24 yd run	4-41	1:21 UH 52 - UCF 10
4th	03:41	UH - Bonner 6 yd pass	8-59	4:35 UH 59 - UCF 10

	UH	UCF
FIRST DOWNS	30	14
RUSHES-YARDS (NET)	17-366	5-97
PASSING YDS (NET)	234	183
Passes Att-Comp-Int	28-20-0	29-14-3
TOTAL OFFENSE PLAYS-YARDS	76-600	59-280
Fumble Returns-Yards	1-85	0-0
Punt Returns-Yards	3-2	1-0
Kickoff Returns-Yards	3-46	7-153
Interception Returns-Yards	3-49	0-0
Punts (Number-Avg)	5-39.8	7-50.0
Fumbles-Lost	1-0	1-1
Penalties-Yards	7-87	6-60
Possession Time	33:42	26:18
Third-Down Conversions	7 of 13	4 of 14
Fourth-Down Conversions	0 of 0	0 of 0
Red-Zone Scores-Chances	4-4	0-0
Sacks By: Number-Yards	2-10	2-6

**RUSHING:** Houston - Farrow 13-167, Jackson 9-75, Ward 10-46, Kokuma 10-43, Postma 3-36, Gage 1-4. UCF - Wilson 19-72, Holman 7-16, Willett 3-7, Jones 1-2.

**PASSING:** Houston - Ward 16-23-0-210. UCF - Holman 14-27-3-183, Harris 0-2-0-0.

**RECEIVING:** Houston - Ayers 5-92, Bonner 5-71, Allen 5-30, Gage 3-7, Farrow 1-28, Dunbar 1-6. UCF - Smith 7-89, Payton 2-63, Wilson 2-9, Stewart 1-9, Oldham 1-8, Cochran 1-5.

**INTERCEPTIONS:** Houston - 3-49 - McDonald (1-0), Jackson (1-0), Williams (1-49). UCF - None.

**FUMBLES:** Houston - 1-85 - Wilson (1-85). UCF - None.

**HOUSTON** -- Greg Ward Jr. threw for a score and ran for another and No. 18 Houston's defense forced four turnovers in a 34-0 romp over Vanderbilt.

Ward rushed for a 5-yard score with three minutes left in the first and then found Demarcus Ayers for an 11-yard TD in the second quarter as the Cougars led 20-0 at the half. Ward finished 15 of 23 passing for 221 yards, as the Cougars reached 8-0 for the fourth time in school history and first time since 2011.

Kenneth Farrow carried 16 times for 82 yards and had a 15-yard rushing score near the end of the third quarter.

They outgained the Commodores 371-185 and the defense collected its first shutout since a 34-0 win over SMU on Nov. 29, 2013.

Ayers finished with five catches for 59 yards, and Chance Allen had three receptions for 95 yards for Houston, which earned its second win over a Power 5 conference this season after winning at Louisville 34-31 on Sept. 12.

Vanderbilt didn't cross into Houston territory until 12:08 remaining in the third quarter.

Adrian McDonald set up Ward's rushing touchdown when he intercepted McCrary at the Vanderbilt 5-yard line. Steven Taylor picked off Shurmur and returned it 25 yards to the Vandy 12 to set up Ward's touchdown pass.

William Jackson, III extended Houston's lead to 27-0 with a 55-yard interception return for a touchdown with 3:28 left in the third quarter.

Ty Cummings had field goals of 22 yards and 37 yards in the first half.

Ward set Houston's single-season record for rushing touchdowns with his 16th, surpassing Jackie Battle's 15 in 2006. Ward also set the career record for rushing touchdowns by a Houston quarterback with his 24th, passing Case Keenum.

The win was Houston's sixth by 21 points or more this season, matching Baylor as the only FBS schools to do that.

Score by Quarters	1	2	3	4	Total
Vanderbilt (3-5)	0	0	0	0	0
Houston (8-0, 4-0)	7	13	14	0	34

Qtr	Time	Scoring play		
1st	03:18	UH - Ward 5 yd run	3-5	0:48 VANDY 0 - UH 7
	13:48	UH - Cummings 22 yd field goal	9-77	2:22 VANDY 0 - UH 10
2nd	11:40	UH - Ayers 11 yd pass	3-12	0:42 VANDY 0 - UH 17
	04:15	UH - Cummings 37 yd field goal	11-42	5:27 VANDY 0 - UH 20
	03:28	UH - Jackson 55 yd interception return		VANDY 0 - UH 27
3rd	00:28	UH - Farrow 15 yd run	6-36	1:31 VANDY 0 - UH 34

	VAN	UH
FIRST DOWNS	12	19
RUSHES-YARDS (NET)	141	150
PASSING YDS (NET)	44	221
Passes Att-Comp-Int	20-5-3	23-15-0
TOTAL OFFENSE PLAYS-YARDS	62-185	74-371
Fumble Returns-Yards	0-0	0-0
Punt Returns-Yards	2-3	3-66
Kickoff Returns-Yards	5-99	1-24
Interception Returns-Yards	0-0	3-93
Punts (Number-Avg)	9-35.4	5-34.6
Fumbles-Lost	2-1	3-2
Penalties-Yards	6-39	6-55
Possession Time	26:45	33:15
Third-Down Conversions	3 of 14	7 of 17
Fourth-Down Conversions	0 of 0	1 of 2
Red-Zone Scores-Chances	0-0	5-5
Sacks By: Number-Yards	3-29	3-21

**RUSHING:** Vanderbilt - Webb 26-99, Sims 5-19, Crawford 4-14, Rivers 2-12, McCrary 4-4, Shurmur 1(-7). Houston - Farrow 16-82, Ward 19-33, Webb 9-21, Jackson 4-11, Ayers 3-3.

**PASSING:** Vanderbilt - Shurmur 3-11-1-20, McCrary 2-9-2-24. Houston - Ward 15-23-0-221.

**RECEIVING:** Vanderbilt - Rayford 3-37, Scott 1-4, Webb 1-3. Houston - Ayers 5-59, Allen 3-95, Dunbar 3-31, Johnson 2-14, Jackson 1-14, Leday 1-8.

**INTERCEPTIONS:** Vanderbilt - None. Houston - 3-93 - Taylor (1-25), McDonald (1-13), Jackson (1-55).

**FUMBLES:** Vanderbilt - 2-0 - Cunningham (1-0), Weatherly (1-0). Houston - 1-0 - Thurman (1-0).

2016 SEASON

COACHING STAFF

THE COUGARS

SEASON REVIEW

HISTORY & RECORDS





## GAME RECAPS

2016 SEASON

COACHING STAFF

THE COUGARS

SEASON REVIEW

HISTORY & RECORDS

Nov. 7 • TDECU Stadium (32,889) • Houston

Nov. 14 • TDECU Stadium (42,159) • Houston



CINCINNATI

30

HOUSTON

33



MEMPHIS

34

HOUSTON

35

**HOUSTON** -- Herman's defense came through in the fourth quarter, forcing four straight incompletions on the final drive to preserve a 33-30 win over Cincinnati and remain unbeaten. The Cougars held on to improve to 9-0 (5-0 American Athletic Conference) for the first time since 2011.

Cincinnati coach Tommy Tuberville helped put Cincinnati in a bad position when he was called for one of three personal foul's after his team was penalized on fourth and 1 - a play in which the Bearcats stopped Houston.

Houston kept the ball on the 1, and scored two plays later, the first of 16 straight points to open the second half.

Greg Ward Jr. led scoring drives on two of three Cincinnati turnovers, finishing 16 of 24 for 161 yards with two touchdown passes and two interceptions. He also ran for 119 yards on 16 carries.

Cincinnati committed 11 penalties for 84 yards and Kiel was sacked in the end zone by Trevon Stewart for a safety with 4:54 remaining in the third.

On the first drive of the second half, the Bearcats appeared to have stopped Houston on the 1-yard line. But a facemask and three personal misconduct fouls, including one by Tuberville, gave the Cougars another chance. Two plays later, Ward hit Tyler McCloskey for a 1-yard touchdown pass.

Kenneth Farrow rushed for 106 yards on 30 carries and a touchdown to help Houston. He opened the scoring with a 2-yard run for an early first quarter lead. His first score was set up by Joael Williams' block of Sam Geraci's punt, putting the ball at the Bearcats 20 yard line.

Score by Quarters	1	2	3	4	Total
Cincinnati (5-4, 2-3)	0	14	8	8	30
Houston (9-0, 5-0)	7	7	16	3	33

Qtr	Time	Scoring play			
1st	07:59	UH - Farrow 2 yd run	5-20	1:29	CIN 0 - UH 7
2nd	14:11	CIN - Moore 25 yd pass	2-90	0:26	CIN 7 - UH 7
	11:27	UH - Allen 11 yd pass	6-79	2:44	CIN 7 - UH 14
	06:05	CIN - Cole 7 yd pass	4-74	1:36	CIN 14 - UH 14
3rd	10:39	UH - McCloskey 1 yd pass	11-43	4:21	CIN 14 - UH 21
	09:56	UH - Wilson 51 yd interception return			CIN 14 - UH 28
	04:54	UH - Stewart safety			CIN 14 - UH 30
	00:56	CIN - Washington 20 yd pass	6-99	1:29	CIN 22 - UH 30
4th	12:51	UH - Cummings 29 yd field goal	8-63	3:05	CIN 22 - UH 33
	05:07	CIN - Moore 29 yd pass	7-84	2:10	CIN 30 - UH 33

	CIN	UH
FIRST DOWNS	24	24
RUSHES-YARDS (NET)	18-66	63-266
PASSING YDS (NET)	523	161
Passes Att-Comp-Int	51-28-2	24-16-2
TOTAL OFFENSE PLAYS-YARDS	69-589	87-427
Fumble Returns-Yards	0-0	0-0
Punt Returns-Yards	0-0	2-7
Kickoff Returns-Yards	6-101	4-93
Interception Returns-Yards	2-0	2-56
Punts (Number-Avg)	6-40.0	6-37.0
Fumbles-Lost	2-1	1-0
Penalties-Yards	11-85	4-40
Possession Time	22:27	37:33
Third-Down Conversions	3 of 11	8 of 19
Fourth-Down Conversions	0 of 1	1 of 2
Red-Zone Scores-Chances	2-3	4-5
Sacks By: Number-Yards	1-5	3-23

**RUSHING:** Cincinnati - Boone 6-57, Williams 4-19, Green 3-14, Kiel 5-(-24). Houston - Ward 16-119, Farrow 30-106, Jackson 14-52.

**PASSING:** Cincinnati - Kiel 28-51-2-523. Houston - Ward 16-24-2-161.

**RECEIVING:** Cincinnati - Moore 6-140, Washington 4-59, Morrison 4-47, Cole 3-66, McKa 3-46, Holton 2-61, Chisum 2-60, Green 2-42, Dowdy 1-5, Boone 1-(-3). Houston - Ayers 5-56, Allen 3-27, Jackson 2-25, McCloskey 2-22, Bonner 2-15, Farrow 1-8, Dunbar 1-8.

**INTERCEPTIONS:** Cincinnati - 2-0 - Edwards (1-0), Jenkinson (1-0). Houston (2-56) - Wilson (1-51), Taylor (1-5).

**FUMBLES:** Cincinnati - None. Houston - 1-0 - Bowser (1-0).

**HOUSTON** -- Backup quarterback Kyle Postma rushed for the go-ahead score and threw for a touchdown to rally No. 16 Houston from 20 points down to a 35-34 win over No. 25 Memphis. Postma went 21 of 33 for 236 yards and carried six times for 49 yards.

His 7-yard touchdown run with 1:27 left capped a nine-play, 77-yard drive to give undefeated Houston the lead.

Demarcus Ayers had 13 catches for 127 yards, and Kenneth Farrow had 10 carries for 46 yards and two touchdowns for Houston (10-0, 6-0 American, No. 24 CFP), which trailed 20-0 to the Tigers (8-2, 4-2, No. 21 CFP) before Postma entered.

With 12:56 remaining, Farrow punched it in from 10 yards out to cut the Tigers' lead to 34-21.

Javin Webb cut the lead to 34-28 on a 1-yard touchdown run with 5:49 left. After a Memphis three-and-out, Postma led the drive to give the Cougars the lead.

Dorceus had 116 yards on 26 carries with a 6-yard touchdown run halfway through the third quarter.

Postma completed 4 of 5 passes, including a 30-yard score to Linell Bonner with 37 seconds left in the first half to cut the lead to 20-7.

Farrow sliced the Memphis lead to 20-14 with a 7-yard touchdown run in the third quarter.

Houston did not get a first down until five minutes to go in the first quarter. The Tigers outgained the Cougars 273-99 yards in the first half.

Houston had 11 rushes for minus 13 yards as a team in the first half. The Cougars finished with 96 rushing yards.

Score by Quarters	1	2	3	4	Total
Memphis (8-2, 4-2)	3	17	7	7	34
Houston (10-0, 6-0)	0	7	7	21	35

Qtr	Time	Scoring play			
1st	10:32	MEM - Elliot 41 yd field goal	12-49	4:28	MEM 3 - UH 0
2nd	13:54	MEM - Cross 38 yd pass	11-93	4:26	MEM 10 - UH 0
	08:46	MEM - Elliot 29 yd field goal	10-39	4:10	MEM 13 - UH 0
	01:52	MEM - Dorceus 61 yd pass	3-72	0:44	MEM 20 - UH 0
	00:37	UH - Bonner 30 yd pass	7-75	1:15	MEM 20 - UH 7
3rd	11:58	UH - Farrow 7 yd run	10-75	3:02	MEM 20 - UH 14
	07:34	MEM - Dorceus 6 yd run	12-68	4:24	MEM 27 - UH 14
4th	14:51	MEM - Jones 25 yd run	12-66	4:29	MEM 34 - UH 14
	12:56	UH - Farrow 10 yd run	6-75	1:55	MEM 34 - UH 21
	05:49	UH - Webb 1 yd run	7-39	2:19	MEM 34 - UH 28
	01:27	UH - Postma 7 yd run	9-77	2:33	MEM 34 - UH 35

	MEM	UH
FIRST DOWNS	26	20
RUSHES-YARDS (NET)	212	96
PASSING YDS (NET)	278	296
Passes Att-Comp-Int	32-20-1	44-26-0
TOTAL OFFENSE PLAYS-YARDS	86-490	75-392
Fumble Returns-Yards	0-0	0-0
Punt Returns-Yards	4-8	2-6
Kickoff Returns-Yards	6-137	0-0
Interception Returns-Yards	0-0	1-7
Punts (Number-Avg)	4-47.5	7-42.3
Fumbles-Lost	3-1	0-0
Penalties-Yards	7-45	4-40
Possession Time	34:32	25:28
Third-Down Conversions	12 of 19	6 of 15
Fourth-Down Conversions	0 of 0	1 of 2
Red-Zone Scores-Chances	3-3	4-5
Sacks By: Number-Yards	5-25	1-10

**RUSHING:** Memphis - Dorceus 26-116, Lynch 13-43, Jones 3-30, Cooper 5-12, Craft 5-8, Mayhue 1-4. Houston - Postma 6-49, Farrow 10-46, Webb 4-23, Ayers 1-2, Ward 9-(-19).

**PASSING:** Memphis - Lynch 20-31-1-278, Mayhue 0-1-0-0. Houston - Postma 21-33-0-236, Ward 5-11-0-60.

**RECEIVING:** Memphis - Mayhue 5-43, Frazier 4-33, Montiel 2-24, Proctor 2-23, Jones 2-15, Dorceus 1-61, Cross 1-38, Hurd 1-20, Oglesby 1-12, Cooper 1-9. Houston - Ayers 13-127, Bonner 5-65, Allen 3-41, Farrow 2-32, Webb 2-21, Dunbar 1-10.

**INTERCEPTIONS:** Memphis - None. Houston - 1-7 - Roberts (1-7).

**FUMBLES:** Memphis - None. Houston - 1-0 - Thurman (1-0).



## GAME RECAPS

Nov. 21 • Pratt & Whitney (26,879) • East Hartford, Conn.

Nov. 27 • TDECU Stadium (40,562) • Houston



**HOUSTON**

**17**

**UCONN**

**20**



**NAVY**

**31**

**HOUSTON**

**52**

**EAST HARTFORD, CONN.** -- Noel Thomas caught two touchdown passes, including a 45-yarder on a trick play in the fourth quarter, and UConn beat No. 13 Houston 20-17.

The Huskies held the previously unbeaten Cougars to 318 yards of offense, almost 200 below their season average.

Houston quarterback Kyle Postma, playing in place of injured Heisman hopeful Greg Ward Jr., threw for 190 yards and a touchdown.

Ward, who rolled his left ankle a week earlier against Memphis, came in after Postma was injured during Houston's last drive, but was intercepted by Jamar Summers with 55 seconds left and UConn (6-5, 4-3 American Athletic Conference) ran out the clock.

Quarterback-turned-receiver Garrett Anderson got a backward throw from Tim Boyle and found Thomas behind the Houston defense.

The ball almost didn't make it to Anderson after being tipped by Houston's Matthew Adams, who was inches from taking it the other way for a touchdown.

The Cougars (10-1, 6-1, No. 19 CFP) responded immediately, with Brandon Wilson returning the ensuing kickoff 94 yards to make it 20-17.

But Postma, who engineered Houston's come-from-behind win over Memphis last week, could not repeat the feat against UConn. The Cougars' next drive ended when his fourth-down pass from to a diving Demarcus Ayers was ruled out of bounds on a replay.

Houston got the ball back with less than 2 minutes left. Ward was forced into the game when Postma went down after completing a third-down pass. Ward found Ayers for 18 yards, but Summers made a nice play to intercept his next pass.

Houston's Kenneth Farrow was held to 46 yards rushing. He left with a leg injury on the last play of the third quarter.

Houston got on the board on Ty Cummings' 29-yard field goal after a 72-yard drive stalled in the second quarter.

The Huskies carried a 10-3 lead into halftime after defensive tackle Foley Fatukasi stripped Postma to set up a 25-yard field goal for Bobby Puyol.

Score by Quarters	1	2	3	4	Total
Houston (10-1, 6-1)	0	3	0	14	17
UConn (6-5, 4-3)	7	3	3	7	20

Qtr	Time	Scoring play
1st	11:40	UCONN - Thomas 4 yd pass 6-72 3:20 UH 0 - UCONN 7
2nd	12:36	UH - Cummings 29 yd field goal 12-72 5:32 UH 3 - UCONN 7
	04:59	UCONN - Puyol 25 yd field goal 6-14 2:56 UH 3 - UCONN 10
3rd	01:17	UCONN - Puyol 39 yd field goal 7-23 3:35 UH 3 - UCONN 13
4th	13:55	UH - Allen 38 yd pass 6-74 2:22 UH 10 - UCONN 13
	09:48	UCONN - Thomas 45 yd pass 7-75 4:07 UH 10 - UCONN 20
	09:36	UH - Wilson 94 yd kickoff return UH 17 - UCONN 20

	UH	UCONN
FIRST DOWNS	13	13
RUSHES-YARDS (NET)	110	156
PASSING YDS (NET)	208	159
Passes Att-Comp-Int	31-17-2	24-14-0
TOTAL OFFENSE PLAYS-YARDS	64-318	67-316
Fumble Returns-Yards	0-0	0-0
Punt Returns-Yards	1-0	0-0
Kickoff Returns-Yards	2-115	2-35
Interception Returns-Yards	0-0	2-1
Punts (Number-Avg)	5-41.8	9-37.3
Fumbles-Lost	2-2	0-0
Penalties-Yards	7-69	10-63
Possession Time	25:01	34:59
Third-Down Conversions	6 of 15	5 of 16
Fourth-Down Conversions	0 of 2	0 of 0
Red-Zone Scores-Chances	1-1	2-2
Sacks By: Number-Yards	0-0	3-8

**RUSHING:** Houston - Postma 13-52, Farrow 14-46, Webb 4-10, Ayers 2-2. UConn - Newsome 32-11, Johnson 7-41, Shirreffs 1-6, Boyle 1-(-1).

**PASSING:** Houston - Postma 16-27-1-190, Ward-1-4-1-18. UConn - Boyle 12-22-0-110, Anderson 1-1-0-45, Shirreffs 1-1-0-4.

**RECEIVING:** Houston - Ayers 7-83, Allen 5-105, Daniels 2-12, Bonner 1-10, Farrow 1-minus 2. UConn - Thomas 7-108, Newsome 2-9, Beals 1-14, Anderson 1-12, Mayala 1-8, Marriner 1-8, Bloom 1-0.

**INTERCEPTIONS:** Houston - None. UConn - Adams 1-1, Summers 1-0.

**FUMBLES:** Houston - None. UConn - Joseph 1-0, Stapleton 1-0.

**HOUSTON** -- Greg Ward Jr. threw for 308 yards and three touchdowns to lead Houston to a 52-31 win over No. 16 Navy.

Ward, who was injured two weeks earlier against Memphis, was 26-of-35 passing and ran for 83 yards and another score as Houston opened up a 38-17 lead by the end of the third quarter.

Houston's Brandon Wilson, who was moved from cornerback to running back the week of the game because of injuries, ran for 111 yards and two touchdowns on 22 carries.

Demarcus Ayers had eight catches for 161 yards and a touchdown and threw a 29-yard touchdown pass in the fourth quarter for Houston, which compiled 555 yards of offense.

Navy had rushed for 400 yards in back-to-back contests, but its triple-option offense was limited to 147 yards by Houston's defense. The Midshipmen tried to make up for the lack of ground production through the air.

After Reynolds was intercepted on the second play of the second half, Ward threw a 4-yard touchdown pass to Linell Bonner to increase Houston's lead to 17 with 11 1-2 minutes left in the third quarter.

Ayers extended Houston's lead to 38-17 with a one-handed catch and run for a 62-yard touchdown reception from Ward with 2:26 left in the third.

Ward put Houston ahead for good, spinning away from four Navy defenders and scampering for a 5-yard touchdown with five minutes left in the first half. Ty Cummings hit a 45-yard field goal to end the half to give the Cougars a 24-14 lead.

Score by Quarters	1	2	3	4	Total
Navy (9-2, 7-1)	7	7	3	14	31
Home (11-1, 7-1)	14	10	14	14	52

Qtr	Time	Scoring play
1st	09:35	UH - Dunbar 5 yd pass 13-82 5:25 NAVY 0 - UH 7
	06:40	NAVY - Swain 4 yd run 6-76 2:55 NAVY 7 - UH 7
	01:21	UH - Wilson 17 yd run 13-75 5:19 NAVY 7 - UH 14
2nd	09:14	NAVY - Tillman 26 yd pass 6-82 3:03 NAVY 14- UH 14
	04:59	UH - Ward 5 yd run 11-75 4:15 NAVY 14 - UH 21
	00:00	UH - Cummings 45 yd field goal 7-43 1:30 NAVY 14 - UH 24
3rd	11:37	UH - Bonner 4 yd pass 6-46 2:37 NAVY 14 - UH 31
	05:31	NAVY - Grebe 39 yd field goal 11-53 6:06 NAVY 17 - UH 31
	02:26	UH - Ayers 62 yd pass 5-74 3:05 NAVY 17 - UH 38
4th	14:57	NAVY - Swain 2 yd run 7-82 2:29 NAVY 24 - UH 38
	11:27	UH - Bonner 29 yd pass 8-96 3:30 NAVY 24 - UH 45
	06:46	NAVY - Reynolds 4 yd run 10-76 4:41 NAVY 31 - UH 45
	00:41	UH - Wilson 2 yd run 12-52 6:05 NAVY 31 - UH 52

	NAVY	UH
FIRST DOWNS	17	27
RUSHES-YARDS (NET)	147	218
PASSING YDS (NET)	312	337
Passes Att-Comp-Int	18-13-1	36-27-0
TOTAL OFFENSE PLAYS-YARDS	56-459	80-555
Fumble Returns-Yards	0-0	0-0
Punt Returns-Yards	0-0	1-28
Kickoff Returns-Yards	6-149	4-44
Interception Returns-Yards	0-0	1-0
Punts (Number-Avg)	2-44.5	1-45.0
Fumbles-Lost	2-15	3-29
Penalties-Yards	2-15	3-29
Possession Time	26:16	33:44
Third-Down Conversions	4 of 11	16 of 19
Fourth-Down Conversions	4 of 4	2 of 2
Red-Zone Scores-Chances	4-4	5-5
Sacks By: Number-Yards	1-7	3-26

**RUSHING:** Navy - Reynolds 19-33, Swain 6-27, Romine 3-22, White 2-5, Brown 1-3, Tillman 1-3, Ezell 2-2, Sanders 3-2. Houston - Wilson 22-111, Ward 14-83, Webb 6-18, Ayers 2-6.

**PASSING:** Navy - Reynolds 13-16-1-312. Houston - Ward 26-35-0-308, Ayers 1-1-0-29.

**RECEIVING:** Navy - Tillman 5-162, Sanders 2-51, Carmona 1-41, Wilson 1-23, Guley 1-14, Swain 1-12, White 1-9, Cass Jr. 1-0. Houston - Ayers 8-161, Bonner 7-92, Allen 6-34, Dunbar 2-17, Webb 2-17, Leday 1-20, Wilson 1-(-4).

**INTERCEPTIONS:** Navy - None. Houston - Stewart 1-0.

**FUMBLES:** Navy - None. Houston - None.

2016 SEASON

COACHING STAFF

THE COUGARS

SEASON REVIEW

HISTORY & RECORDS






## GAME RECAPS

Dec. 5 • TDECU Stadium (35,721) • Houston

Dec. 31 • Georgia Dome (71,007) • Atlanta, Ga.



<b>TEMPLE</b>	<b>13</b>
<b>HOUSTON</b>	<b>24</b>



<b>HOUSTON</b>	<b>38</b>
<b>FLORIDA STATE</b>	<b>24</b>

**HOUSTON** - Tom Herman came to Houston after helping Ohio State to a national championship last season with designs on returning the Cougars to national prominence.

Less than a year later the coach did exactly that, leading No. 17 Houston to a high-profile bowl for the first time in more than 20 years with a 24-13 win over 20th-ranked Temple in the inaugural American Athletic Conference championship game.

Greg Ward Jr. ran for 148 yards and two touchdowns to secure Houston's spot as the Group of Five representative and earn the Cougars a trip to the Chick-fil-A Peach Bowl.

Houston (12-1) jumped to a 17-0 lead with the help of two turnovers by Temple, one capped by a 47-yard touchdown run by Ward.

Temple (10-3) had a chance to get within a touchdown early in the fourth quarter, but Jeremy Winchester knocked down a pass in the end zone and the Owls settled for a field goal that made it 24-13.

They had two more chances to cut the deficit after that, but were stopped on fourth down both times.

P.J. Walker threw for 287 yards with a touchdown and interception and Robby Anderson had a season-high 150 yards receiving for the Owls.

Fans rushed the field after the game, making a sea of red surrounding the stage they brought out onto the field to present the championship trophy.

Herman helped the Cougars to their second 12-win season and first since they went 13-1 in 2011 under former coach Kevin Sumlin and quarterback Case Keenum.

Ward's day gave him 1,041 yards rushing this season, making him the first quarterback in school history to rush for 1,000 yards. It was his fourth 100-yard rushing game and the sixth time he's run for two scores.

He was 11 of 21 for 88 yards passing.

Houston cornerback William Jackson III set a school-record by breaking up seven passes. That gives him 20 this season, which is also a record for the Cougars.

Ward's second touchdown came on a 10-yard run that made it 24-3 with less than seven minutes left in the third quarter. He was shaken up on the play after being drilled to the turf as he scored. Ward walked off after a couple of minutes and was attended to by medical staff on the sideline, but didn't miss a play.

That score was set up by another run by Ward when he burst up the middle on a 25-yard scramble and was stopped by a shoestring tackle by Delvon Randall three plays earlier.

Ward evaded several defenders at the line and darted to the outside before dashing 47 yards for a touchdown that made it 17-0 with about 5 1/2 minutes left in the first half. The scramble was Houston's longest rushing touchdown of the season.

Score by Quarters	1	2	3	4	Total
Temple (10-3, 7-1)	0	3	7	3	13
Houston (12-1, 7-1)	7	10	7	0	24

Qtr	Time	Scoring play	TEM	UH
1st	10:05	UH - Webb 1 yd run	10-36	2:55
1st	13:28	UH - Cummings 24 yd field goal	9-42	2:59
2nd	05:32	UH - Ward 47 yd run	5-71	1:59
2nd	01:46	TEM - Jones 40 yd field goal	9-51	3:46
3rd	06:40	UH - Ward 10 yd run	7-71	3:38
3rd	02:26	TEM - Anderson 13 yd pass	10-75	4:14
4th	11:29	TEM - Jones 39 yd field goal	10-29	4:47

	TEM	UH
FIRST DOWNS	19	16
RUSHES-YARDS (NET)	27-98	40-233
PASSING YDS (NET)	287	106
Passes Att-Comp-Int	26-44-1	12-22-0
TOTAL OFFENSE PLAYS-YARDS	71-385	62-339
Fumble Returns-Yards	0-0	0-0
Punt Returns-Yards	2-4	2-5
Kickoff Returns-Yards	4-80	4-59
Interception Returns-Yards	0-0	1-8
Punts (Number-Avg)	3-33.0	6-36.5
Fumbles-Lost	1-1	0-0
Penalties-Yards	2-15	5-40
Possession Time	32:58	26:01
Third-Down Conversions	5 of 14	5 of 14
Fourth-Down Conversions	1 of 4	2 of 2
Red-Zone Scores-Chances	1-1	3-3
Sacks By: Number-Yards	0-0	1-4

**RUSHING:** TEM - Thomas 19-69, Walker 5-26, Hood 2-6. Houston - Ward 17-148, Wilson 11-70, Webb 10-21.

**PASSING:** TEM - Walker 26-44-1-287. Houston - Ward 11-21-0-88, Bonner 1-1-0-18.

**RECEIVING:** TEM - Anderson 12-150, Deloatch 4-36, Major 2-31, Shippen 2-28, Jennings 2-15, Bryant 1-14, Thomas 1-6, Hood 1-5, Patton 1-2. Houston - Allen 3-35, Wilson 3-22, McCloskey 2-25, Leday 2-13, Dunbar 1-12, Webb 1-(-1).

**INTERCEPTIONS:** TEM - None. Houston - Bowser (1-8).

**FUMBLES:** TEM - 1-0 - Walker (1-0). Houston - None.

**ATLANTA, GA.** -- Greg Ward Jr. and the Houston Cougars showed they could thrive in a big-game atmosphere against a big-name opponent.

Ward ran for two touchdowns and threw for another, leading Houston Football past turnover-plagued Florida State 38-24 in the Chick-fil-A Peach Bowl on New Year's Eve.

Florida State, which won the national championship two years ago, was favored by seven points.

Dalvin Cook was held to 33 yards rushing with a touchdown and a lost fumble. That left the Seminoles with five turnovers - half their total of 10 in 12 regular-season games.

Houston scored the most points allowed by Florida State this season.

The No. 9 Seminoles (10-3), who trailed 21-3 at halftime, tried to rally with two fourth-quarter touchdown passes by Maguire.

Ward, the nation's only player to run and throw for 1,000 yards this season, threw for 238 yards and ran for 67 yards for No. 14 Houston (13-1).

Houston safety Trevon Stewart and cornerback William Jackson III each had two interceptions. Stewart recovered a fumble.

Houston backup quarterback Kyle Postma's 29-yard run set up Ryan Jackson's game-clinching 2-yard touchdown run with about 2 minutes left.

Ward completed 25 of 41 passes with one touchdown and one interception.

The Cougars won 13 games for the second time in school history, following the 2011 season.

Score by Quarters	1	2	3	4	Total
Houston (13-1)	7	14	0	17	38
Florida State (10-3)	3	0	7	14	24

Qtr	Time	Scoring play	UH	FSU
1st	05:17	UH - Ward 7 yd run	11-64	2:33
1st	00:37	FSU - Aguayo 20 yd field goal	10-88	4:32
2nd	06:11	UH - Allen 20 yd pass	7-75	2:07
2nd	04:30	UH - Ward 6 yd run	3-17	0:54
3rd	10:18	FSU - Cook 1 yd run	9-59	3:29
4th	12:50	UH - Cummings 39 yd field goal	10-49	2:18
4th	11:12	FSU - Rudolph 65 yd pass	4-75	1:38
4th	06:08	UH - Allen 17 yd pass	12-75	5:04
4th	04:55	FSU - Wilson 14 yd pass	5-75	1:13
4th	01:59	UH - Jackson 2 yd run	7-45	2:49

	UH	FSU
FIRST DOWNS	27	17
RUSHES-YARDS (NET)	53-187	23-16
PASSING YDS (NET)	261	397
Passes Att-Comp-Int	28-46-1	23-48-4
TOTAL OFFENSE PLAYS-YARDS	99-448	71-413
Fumble Returns-Yards	0-0	0-0
Punt Returns-Yards	3-8	2-6
Kickoff Returns-Yards	1-37	4-86
Interception Returns-Yards	4-20	1-0
Punts (Number-Avg)	7-41.6	6-51.5
Fumbles-Lost	0-0	1-1
Penalties-Yards	4-30	6-66
Possession Time	34:27	25:33
Third-Down Conversions	13 of 23	6 of 15
Fourth-Down Conversions	0 of 1	0 of 1
Red-Zone Scores-Chances	5-5	3-3
Sacks By: Number-Yards	3-21	2-12

**RUSHING:** FSU - Cook 18-33-1, Wilson 1-5, Patrick 1-(-1), Maguire 1-(-9), Cosentino 2-(-12). Houston - Ward 20-67-2, Jackson 16-54-1, Postma 3-37, Ayers 6-17, Farrow 3-9, Wilson 4-7.

**PASSING:** FSU - Maguire 22-44-4-392-2, Cosentino 1-4-0-5-0. Houston - Ward 25-41-1-238-1, Ayers 1-2-0-20-1, Postma 2-2-0-3-0.

**RECEIVING:** FSU - Wilson 8-68-1, Rudolph 7-201-1, Whitfield 4-56, Cook 2-26, Izzo 1-33, Stevenson 1-13.

**INTERCEPTIONS:** FSU - 1-0 - Walker. Houston - 4-20 - Jackson (2-20), Stewart (2-0).

**FUMBLES:** FSU - 1-0. Houston - None.

2016 SEASON

COACHING STAFF

THE COUGARS

SEASON REVIEW

HISTORY & RECORDS



# #TOWN TAKEOVER HISTORY

<i>In Professional Football.....</i>	<i>100-101</i>
<i>NFL Draft History.....</i>	<i>102</i>
<i>André Ware &amp; Wilson Whitley.....</i>	<i>103</i>
<i>Honor Roll.....</i>	<i>104-108</i>
<i>Bowl History/Recaps.....</i>	<i>109-120</i>
<i>Assistant Coaches.....</i>	<i>121</i>
<i>All-Time Lettermen.....</i>	<i>122-125</i>
<i>Year-by-Year History.....</i>	<i>126</i>
<i>Coaching History.....</i>	<i>127</i>
<i>Series Records.....</i>	<i>128</i>
<i>Television History.....</i>	<i>129</i>
<i>Series History.....</i>	<i>130-132</i>
<i>All-Time Results.....</i>	<i>133-138</i>
<i>Miscellaneous History.....</i>	<i>139-141</i>
<i>Jersey Numbers.....</i>	<i>142-146</i>







## IN THE PROS

2016 SEASON

COACHING STAFF

THE COUGARS

SEASON REVIEW

HISTORY & RECORDS

### NATIONAL FOOTBALL LEAGUE

Arizona Cardinals	
Player, Pos.	Last UH Yr. (NFL Yrs.)
Rex Hadnot, OL	2003 (2010-11)
Chuck Brown, C/G	1978 (1979-80)
Steve George, DT	1972 (1974)
Robert Giblin, DB	1974 (1977)
Kevin Kolb, QB	2006 (2011-12)
Randy Love, RB	1978 (1979-85)
Hanik Milligan, FS	2002 (2006-07)
Hal Roberts, K	1973 (1974)
Earl Thomas, WR/TE	1970 (1974-75)

Atlanta Falcons	
Greg Brezina, LB	1967 (1968-79)
Steve George, DT	1972 (1976)
Paul Gipson, FB	1968 (1969-70)
Errol Linden, OT	1960 (1966-68)
Leonard Mitchell, DL	1980 (1987)
<b>Joey Mbu, DT</b>	<b>2014 (2015 -)</b>
Alton Montgomery, DB	1989 (1993-95)
Jason Phillips, WR	1988 (1991-93)

Baltimore Ravens	
Willie Gaston, CB	2006 (2007)

Buffalo Bills	
Bill Bridges, OG	1969 (1970)
Charles Ford, DB	1970 (1975)
Kevin Kolb, QB	2006 (2013)
Harold Lewis, HB/DB	1958 (1960)
Don McDonald, HB	1959 (1961)
Fendi Onobun, TE	2009 (2010)
Antowain Smith, RB	1996 (1997-00)
Marcus Spriggs, OL	1996 (1997-00)

Carolina Panthers	
Lamar Lathon, LB	1989 (1995-98)
Lamar Smith, RB	1993 (2002)

Cincinnati Bengals	
Don Bass, TE	1977 (1978-81)
Royce Berry, LB	1968 (1969-75)
Mike Green, RB	1999 (2003)
<b>William Jackson, III, CB</b>	<b>2015 (2016 -)</b>
David Klingler, QB	1991 (1992-95)
Warren McVea, WR/KR	1967 (1968)
Ostell Miles, RB	1991 (1992-93)
Mack Mitchell, DT	1974 (1979)
Alfred Oglesby, DT	1990 (1995)
Wilson Whitley, DT	1976 (1977-82)

Cleveland Browns	
Willis Adams, WR	1978 (1979-85)
Rex Hadnot, OL	2003 (2008-09)
Charlie Hall, LB	1967 (1971-80)
Phillip Hunt, LB	2008 (2009)
Joe Bob Isbell, OG	1961 (1966)
Errol Linden, OT	1960 (1961)
Mack Mitchell, DT	1974 (1975-78)
Gerome Williams, S	1995 (1999)

Chicago Bears	
Royce Berry, LB	1968 (1976)
Charles Ford, DB	1970 (1971-73)
Thomas Gafford	2004 (2015)
Brandon Hartson, LS	2012 (2013)
Jimmy Herndon, OL	1995 (1997-98, 2000-01)
Donald Jordan, RB	1983 (1984)
Don Mullins, DB	1960 (1961-62)
Willie Roberts, CB	1969 (1973)
L.D. Rowden, LB	1970 (1971)
Earl Thomas, WR/TE	1970 (1971-73)

Dallas Cowboys	
Alois Blackwell, RB	1977 (1978-79)
Guy Brown, LB	1976 (1977-82)
Jim Colvin, DL/OG	1959 (1964-66)
James Dixon, WR	1988 (1989-91)
Ben Fricke, C	1997 (1999-2001)
Rodney Hannah, TE	2006 (2008)
Joe Bob Isbell, OG	1961 (1962-65)
Eugene Lockhart, LB	1983 (1984-90)
Robert Newhouse, FB	1971 (1972-83)

Denver Broncos	
Allen Aldridge, LB	1993 (1994-97)
Anthony Alridge, RB	2007 (2008)
Tom Beer, TE/OG	1966 (1967-69)
Glenn Cadrez, LB	1991 (1995-2000)
Mike Clendenen, K	1984 (1987)
Bryant Winn, LB	1984 (1987)
Carl Cunningham, LB	1966 (1967-70)
Simon Fletcher, DE	1984 (1985-95)
Dennis Furjanic, DE	1966 (1967)
Gus Hollomon, DB	1967 (1968-69)
Alton Montgomery, DB	1989 (1990-92)
Riley Odoms, TE	1971 (1972-83)
Dick Post, HB	1966 (1971)

Detroit Lions	
Allen Aldridge, LB	1993 (1998-2001)
Patrick Edwards, WR	2011 (2012-14)
Paul Gipson, FB	1968 (1971)
Josh Lovelady, OG	2000 (2001-04)
Brandon Middleton, WR	2003 (2007-08)
Jason Phillips, WR	1988 (1989-90)
Wayne Rogers, LB	2000 (2001-02)
Pat Studstill, WR	1959 (1961-67)
André Ware, QB	1989 (1990-93)

Green Bay Packers	
Kent Branstetter, OT	1971 (1973)
Reggie Burnette, LB	1990 (1991)
Johnny Jackson, DB	1988 (1992)
J.D. Kimmel, DT	1952 (1958)
Alfred Oglesby, DT	1990 (1992)
Marcus Spriggs, OL	1996 (2003)
Emile White, DB	2000 (2002)

Houston Texans	
Bubba Evans, OL	2003 (2004)
Jimmy Herndon, OL	1995 (2002-03)
David Hunter, DT	2011 (2012-14)
Case Keenum, QB	2011 (2012-13, 14)
Stanford Routt, CB	2004 (2012)

Indianapolis Colts	
Donnie Avery, WR	2007 (2012)
Joey Banes, OT	1989 (1990)
Jim Colvin, DL/OG	1959 (1960-63)
Wiley Feagin, OG	1960 (1961-62)
Marshall Johnson, WR	1974 (1975-80)
Harold Lewis, HB/DB	1958 (1959)
Dedric Mathis, DB	1995 (1996-97)
Delmonico Montgomery, DB	1996 (1997-99)
Hosea Taylor, NG/DT	1980 (1981, 1983)
Daryl Wilkerson, DT	1979 (1981)
George Wright, DT	1969 (1970-71)

Jacksonville Jaguars	
Jimmy Herndon, OL	1995 (1996)
Ryan McCoy, LB	1993 (1995-97)
Jermaine Williams, RB	1996 (2000-01)

Kansas City Chiefs	
Kimble Andres, RB	1989 (1991-2000)
Donnie Avery, WR	2007 (2013-14)
Jackie Battle, RB	2006 (2007-11)
Glenn Cadrez, LB	1991 (2001-02)
Tom Dimmick, OL/LB	1955 (1960)
Don Flynn, DB	1956 (1960-61)
Thomas Gafford, LS	2004 (2008-14)
Curley Johnson, E/HB/K	1956 (1961-62)
Warren McVea, WR/KR	1967 (1969-73)
Stanford Routt, CB	2004 (2012)
Antoine Simpson, DL	1997 (1999)
Elmo Wright, WR	1970 (1971-74)

Miami Dolphins	
Charlie Fowler DG/OT	1966 (1967-68)
Rex Hadnot, C	2003 (2004-07)
Marquay Love, DT	2006 (2007)
Billy Milner, OT	1994 (1995)
Alfred Oglesby, DT	1990 (1991-92)
Lamar Smith, RB	1993 (2000-01)
Marcus Spriggs, OL	1996 (2001-02)
T.J. Turner, DT	1985 (1986-92)
Craig Veasey, DT	1989 (1994)

Minnesota Vikings	
Carl Hilton, TE	1985 (1986-89)
Errol Linden, OT	1960 (1962-65)
Audray McMillian, FS	1984 (1989-93)

New England Patriots	
Tom Beer, TE/OG	1966 (1970-72)
Wilbert Brown, OL	1998 (2003-04)
Paul Gipson, FB	1968 (1973)
Mike Gisler, OG	1991 (1993-97)
Claude King, HB	1959 (1962)
Eugene Lockhart, LB	1983 (1991-92)
<b>Elandon Roberts, LB</b>	<b>2015 (2016 -)</b>
Antowain Smith, RB	1996 (2001-03)
Pat Studstill, WR	1959 (1972)
<b>Sebastian Vollmer, OT</b>	<b>2008 (2009 -)</b>
Elmo Wright, WR	1970 (1975)

New Orleans Saints	
Don Bass, TE	1977 (1982)
Carlos Bell, TE	1968 (1971)
Bo Burris, DB	1966 (1967-69)
Carl Cunningham, LB	1966 (1971)
Errol Linden, OT	1960 (1969-70)
Delmonico Montgomery, DB	1996 (2004)
Craig Robinson, OT	1970 (1972-73)
Antowain Smith, RB	1996 (2005)
Lamar Smith, RB	1993 (1998-99, 2003-04)
Jim Strong, HB/FB	1969 (1971-72)
Phillip Hunt, DE	2008 (2015)

New York Giants	
Bobby Clatterback, QB	1953 (1954-57)
Jim Colvin, DL/OG	1959 (1967)
Charles Ford, DB	1970 (1975-76)
Robert Giblin, DB	1974 (1975-76)
Curley Johnson, E/HB/K	1956 (1969)

New York Jets	
Glenn Cadrez, LB	1991 (1992-95)
Chuck Clements, QB	1996 (1997)
Don Flynn, DB	1956 (1961)
Mike Gisler, OG	1991 (1998-99)
Gus Hollomon, DB	1967 (1970-72)
Curley Johnson, E/HB/K	1956 (1962-68)
Larry Keller, LB	1974 (1976-78)
Alfred Oglesby, DT	1990 (1994-95)

Oakland Raiders	
Dalva Allen, DE	1956 (1962-64)
Dan Birdwell, DT/DE	1961 (1962-69)
Charlie Brown, WR	1958 (1962)
<b>Thomas Gafford</b>	<b>2004 (2015-)</b>
<b>D.J. Hayden, CB</b>	<b>2012 (2013-)</b>
David Klingler, QB	1991 (1996-97)
Harold Lewis, HB/DB	1958 (1962)
Jim Norris, DT/OT	1961 (1962-63)
Charles Rieves, LB	1960 (1962-63)
Stanford Routt, CB	2004 (2005-11)
André Ware, QB	1989 (1999)
Jermaine Williams, RB	1996 (1999, 2001-02)

Philadelphia Eagles	
Tom Dimmick, OL/LB	1955 (1956)
Charles Ford, DB	1970 (1974)
Phillip Hunt, DE	2008 (2011-13)
Kevin Kolb, QB	2006 (2007-10)
Leonard Mitchell, DL	1980 (1981-86)
Delmonico Montgomery, DB	1996 (2001)

Pittsburgh Steelers	
<b>Demarcus Ayers, WR</b>	<b>2015 (2016 -)</b>
Ken Hebert, WR	1967 (1968)
Craig Veasey, DT	1989 (1990-91)

Los Angeles Rams	
Donnie Avery, WR	2007 (2008-10)
Sammy Brown, DE	2011 (2012-14)
<b>Case Keenum, QB</b>	<b>2011 (2014, 2015 -)</b>
Brandon Middleton, WR	2003 (2006)
Hanik Milligan, SS	2002 (2007)
Billy Milner, OT	1994 (1996)
Fendi Onobun, TE	2009 (2010)
Joffrey Reynolds, RB	2002 (2003)
Phillip Steward, LB	2012 (2013-14)
Pat Studstill, WR	1959 (1971)





## IN THE PROS

2016 SEASON

COACHING STAFF

THE COUGARS

SEASON REVIEW

HISTORY & RECORDS

**San Diego Chargers**

Jackie Battle, RB	2006 (2012)
Rex Hadnot, OL	2003 (2012)
Hanik Milligan, FS	2002 (2003-06)
Dick Post, HB	1966 (1967-70)
Gerome Williams S	1995 (1998)

**San Francisco 49ers**

Paul Carr, DB/LB	1953 (1955-58)
Johnny Jackson, DB	1988 (1989-92)
Delmonico Montgomery, DB	1996 (2000)
Mike Simpson, DB	1968 (1970-72)
Jim Strong, HB/FB	1969 (1970)

**Seattle Seahawks**

Glenn Montgomery, DT	1988 (1996)
Lamar Smith, RB	1993 (1994-97)
<b>Nolan Frese, LS</b>	<b>2016 – (2013-15)</b>

**Tampa Bay Buccaneers**

David Barrett, FB	1980 (1982)
Wilbert Brown, OL	1998 (2000)
Reggie Burnette, LB	1990 (1992-93)
Everett Little, OT	1975 (1976)
Ed Thomas, TE	1989 (1991-92)
Chuck Weatherspoon, RB	1990 (1991)

**Tennessee Titans (Houston Oilers)**

Dalva Allen, DE	1956 (1960-61)
Donnie Avery, WR	2007 (2011)
Jackie Battle, RB	2006 (2013-14)
Bobby Brezina, HB	1962 (1963)
Don Brown, HB	1957 (1960)
Ken Chancellor, C	1962 (1964)
Biren Ealy, WR	2006 (2007-08)
Eddie Foster, SE	1976 (1977-78)
Mike Green, RB	1999 (2000-02)
Claude King, HB	1959 (1961)
Lamar Lathon, LB	1989 (1990-94)
Audray McMillian, FS	1984 (1985-87)
Glenn Montgomery, DT	1988 (1989-95)
Johnny Peacock, DB	1968 (1969-70)
Dick Post, HB	1966 (1971)
Charles Rieves, LB	1960 (1964)
Antowain Smith, RB	1996 (2004)
Rich Stotter, LB	1967 (1968)
Earl Thomas, WR/TE	1970 (1976)
Craig Veasey, DT	1989 (1992-93, 1995)
Hogan Wharton, OG	1958 (1960-63)
Wilson Whitley, DT	1976 (1983)
Elmo Wright, WR	1970 (1975)

**Washington Redskins**

Anthony Alridge, RB	2007 (2009-10)
Wilbert Brown, OL	1998 (2002-03)
Wiley Feagin, OG	1960 (1963)
Melvin Jones, OG	1979 (1981)
J.D. Kimmel, DT	1952 (1955-56)

**ARENA FOOTBALL LEAGUE**

**Anaheim Piranhas**

Steve Clarke, OL/DL	1992 (1997)
---------------------	-------------

**Arizona Rattlers**

Nikia Adderson, OL/DL	2000 (2002-03, 2005)
Maurice Bryant, OS	1997 (2000-03)
William Fields, DS	1999 (2007)
Jerrian James, WR/LB	1998 (2008-10)
Hamin Milligan, DS	2001 (2003-04)
Sir Vincent Rogers, OL	2008 (2012)

**Chicago Rush**

Hamin Milligan, DS	2001 (2004)
--------------------	-------------

**Dallas Desperados**

Dustin Bell, K	2004 (2007)
Hamin Milligan, DS	2001 (2005-06)

**Dallas Texans**

Steve Clarke, OL/DL	1992 (1993)
Steve Harris, WR/DB	1992 (1993)
Sloan Hood, FB/LB	1986 (1991)

**Detroit Drive**

Everett Brown, WR/DB	1988 (1989)
----------------------	-------------

**Florida Bobcats**

Steve Clarke, OL/DL	1992 (1998)
---------------------	-------------

**Fort Worth Cavalry**

James Bevil, OL/DL	1991 (1994)
James Dixon, WR/DB	1988 (1994)
Chuck Weatherspoon, FB/LB	1990 (1994)

**Georgia Force**

Nikia Adderson, OL/DL	2000 (2004)
Hamin Milligan, DS	2001 (2007-10)

**Houston Thunderbears**

Thomas McGaughey, WR/DB	1995 (1998)
-------------------------	-------------

**Iowa Barnstormers**

Matangi Tonga, DL	2010 (2012-14)
-------------------	----------------

**Jacksonville Sharks**

Sir Vincent Rogers, OL	2008 (2013)
------------------------	-------------

**Kansas City Brigade**

Delmonico Montgomery, DS	1996 (2008)
--------------------------	-------------

**Las Vegas Gladiators**

Maurice Bryant, OS	1997 (2004)
--------------------	-------------

**Las Vegas Sting**

Steve Clarke, OL/DL	1992 (1994-95)
---------------------	----------------

**Los Angeles Avengers**

Patterson Owens, OL/DL	1998 (2000)
------------------------	-------------

**Nashville Kats**

Delmonico Montgomery, DS	1996 (2006-07)
Brian Robinson, WR/LB	2002 (2006)

**New Orleans Voodoo**

Delmonico Montgomery, DS	1996 (2004-05)
--------------------------	----------------

**New York Dragons**

Farouk Adelekan, OL/DL	2003 (2008)
Delmonico Montgomery, DS	1996 (2008)

**Orlando Predators**

Jerrian James, WR/LB	1998 (2006-07)
Dedric Mathis, DS	1995 (2000)
Matangi Tonga, DL	2010 (2014-15)

**Philadelphia Soul**

Maurice Bryant, OS	1997 (2005)
Jerrian James, WR/LB	1998 (2007)

**St. Louis Stampede**

Steve Harris, WR/DB	1992 (1995)
---------------------	-------------

**San Jose Sabercats**

Kenneth Fontenette, DB	2008 (2013)
Hamin Milligan, DS	2001 (2003)

**Spokane Shock**

Matangi Tonga, DL	2010 (2014-15)
-------------------	----------------

**Texas Terror**

Steve Clarke, OL/DL	1992 (1996)
Jimmy Klingler, QB	1993 (1996)
Thomas McGaughey, WR/DB	1995 (1996)
Patterson Owens, OL/DL	1998 (2000)

**CANADIAN FOOTBALL LEAGUE**

**Baltimore Stallions**

Jason Youngblood, OL	1992 (1994)
----------------------	-------------

**Birmingham Barracudas**

Marcus Grant, WR	1991 (1995)
Manny Hazard, WR	1990 (1995)
Jimmy Klingler, QB	1993 (1995)
Jason Phillips, WR	1988 (1995)

**British Columbia Lions**

Adriano Belli, DL	1999 (2001)
Rusty Clark, QB	1969 (1971)
André Ware, QB	1999 (1996)
<b>Richie Leone, P</b>	<b>2014 (2015-)</b>

**Calgary Stampeders**

Will Fields, CB	1999 (2001-04)
Wayne Geddes, OT	1955 (1956)
Vincent Marshall, WR	2006 (2009)
Scott Regimbald, RB	1999 (2000-04)
Joffrey Reynolds, RB	2002 (2004-11)
<i>Shomari Williams, LB</i>	<i>2012 (2015)</i>

**Edmonton Eskimos**

Charlie Brown, WR	1958 (1964-65)
Rusty Clark, QB	1969 (1970-71)
Joe Bob Smith, HB	1956 (1958-61)

**Hamilton Tiger-Cats**

Adriano Belli, DE	1999 (2004-06)
Don Caraway, LB	1956 (1961)
Marcus Grant, WR	1991 (1996)
Manny Hazard, WR	1990 (1995-96)
Keith Jack, WR	1993 (1994)
Dedric Mathis, DB	1995 (2001-04)
Jason Phillips, WR	1988 (1996)
Shomari Williams, LB	2007 (2013)

**Montreal Alouettes**

Adriano Belli, DL	1999 (2001-03)
Dedric Mathis, DB	1995 (2005-06)

**Ottawa Redblacks**

<b>Sir Vincent Rogers, OL</b>	<b>2008 (2015-)</b>
-------------------------------	---------------------

**Ottawa Renegades**

Chuck Clements, QB	1996 (2002)
--------------------	-------------

**Ottawa Rough Riders**

Val Belcher, OG	1976 (1979-82)
Bob Borah, SE	1958 (1959)
Eddie Foster, WR	1976 (1981)
Emmett King, RB	1978 (1979-80)

**Sacramento Gold Miners**

Roman Anderson, K	1991 (1994)
-------------------	-------------

**San Antonio Texans**

Roman Anderson, K	1991 (1995)
Leroy Truitt, OT	1990 (1995)

**Saskatchewan Roughriders**

Claude King, HB	1959 (1963)
Vincent Marshall, WR	2006 (2007-08)
Shomari Williams, LB	2007 (2010-12, 14)
Phillip Steward, LB	2012 (2015)

**Shreveport Pirates**

Randy Thornton, DE	1987 (1994-95)
--------------------	----------------

**Toronto Argonauts**

Dalva Allen, DE	1956 (1957)
Adriano Belli, DE	1999 (2007-10)
Eric Blount, LB	1992 (1994-95)
Don Caraway, LB	1956 (1958-59, 1961)
Sir Vincent Rogers, OL	2008 (2013-14)
André Ware, QB	1989 (1997)
<b>Markeith Ambles, WR</b>	<b>2014 (2016-)</b>

**Winnipeg Blue Bombers**

Val Belcher, OG	1976 (1983-84)
Eric Blount, LB	1992 (1998, 2000-01)
Burr Davis, LB	1958 (1959-60)
Will Fields, CB	1999 (2005-06)
Phillip Hunt, DE	2008 (2010)
Vincent Marshall, WR	2006 (2010)
Donnie McGraw, RB	1975 (1977)
Scott Regimbald, RB	1999 (2004-06)

Current players in **BOLD**.



## NFL DRAFT HISTORY

2016 SEASON

COACHING STAFF

THE COUGARS

SEASON REVIEW

HISTORY & RECORDS

Year	Player	Round	Team
1951	Max Clark, RB	8th	Cleveland Browns
1952	Gene Shannon, RB	3rd	San Francisco 49ers
	John Carroll, T	17th	Chicago Bears
1953	Frank James, G	14th	Los Angeles Rams
	Vic Hampel, E	25th	Pittsburgh Steelers
	James McConaughey, E	27th	Green Bay Packers
1954	Paul Carr, LB	7th	San Francisco 49ers
	Robert Chuoke, T/E	16th	Detroit Lions
	Thomas Bailes, B	20th	Philadelphia Eagles
	Bobby Clatterbuck, QB	27th	New York Giants
	Donald Folks, E	30th	San Francisco 49ers
	Lavell Isbell, T	21st	Green Bay Packers
1955	Don Caraway, B	7th	Washington Redskins
	Tom Dimmick, T	10th	Philadelphia Eagles
	Ken Wind, E	17th	Detroit Lions
1957	Curley Johnson, B/P	7th	Pittsburgh Steelers
	Rudy Spitznburger, G	12th	Cleveland Browns
	Earl Kaiser, B	15th	San Francisco 49ers
	Don Boudreaux, T	17th	Green Bay Packers
	Buddy Terry, T	17th	Chicago Cardinals
	Dalva Allen, T	23rd	Los Angeles Rams
	Joe Smith, B	28th	Detroit Lions
	Don Caraway, B	29th	Chicago Bears
	1958	Don Caraway, B	4th
1959	Hogan Wharton, T	11th	San Francisco 49ers
	Don McDonald, QB	29th	Philadelphia Eagles
	John Peters, T	30th	Green Bay Packers
1960 (N)	Don Brown, B	2nd	Los Angeles Rams
	Harold Lewis, B	7th	Baltimore Colts
	Harold Davis, G	9th	Pittsburgh Steelers
	Walter Kelly, B	15th	Los Angeles Rams
	Bob Davis, B	23rd	Baltimore Colts
1960 (A)	Jim Colvin, OL	8th	Baltimore Colts
	Claude King, B	18th	Chicago Bears
1961 (N)	Claude King, B	NA	Denver Broncos
	Jim Colvin, T	NA	Denver Broncos
	Harold Evans, B	NA	Oakland Raiders
1961 (A)	Errol Linden, E	10th	Detroit Lions
	Errol Linden, E	29th	Houston Oilers
1962 (N)	Dan Birdwell, C	5th	Detroit Lions
	Murdock Hooper, T	8th	Detroit Lions
	James Norris, T	10th	Los Angeles Rams
	Walter Nikirk, T	15th	Los Angeles Rams
	Dan Birdwell	6th	Oakland Raiders
	Jim Norris, T	7th	Oakland Raiders
1962 (A)	Joe Bob Isbell, L	20th	Houston Oilers
	Ken Bolin, B	22nd	Houston Oilers
1963 (N)	Walter Nikirk, T	28th	New York Titans
	Bobby Brezina, B	20th	Green Bay Packers
1963 (A)	Gus Brezina, B	20th	Houston Oilers
1967 (N)	Bo Burris, DB	2nd	New Orleans Saints
	Paul Otis, DT	9th	Pittsburgh Steelers
	Charles Fowler, T	12th	Cleveland Browns
	Tom Beer, TE	2nd	Denver Broncos
	Carl Cunningham, DE	4th	Denver Broncos
	Dick Post, RB	4th	San Diego Chargers
1967 (A)	Dennis Furjanic, DE	13th	Denver Broncos
	Ken Hebert, FL/K	3rd	Pittsburgh Steelers
1968 (N)	Greg Brezina, LB	11th	Atlanta Falcons
	Bill Pickens, G	11th	Baltimore Colts
	Don Bean, FL	15th	Atlanta Falcons
	George Nordgren, FB	17th	Dallas Cowboys
	1968 (A)	Ken Hebert, FL/K	3rd

Year	Player	Round	Team	
1968 (A)	Warren McVea, FL	4th	Cincinnati Bengals	
	Gus Hollomon, DB	4th	Denver Broncos	
	Tom Pacionek, DB	9th	Miami Dolphins	
	Rich Stotter, G	14th	Houston Oilers	
1969 (N)	Paul Gipson, RB	2nd	Atlanta Falcons	
	Ken Spain, DE	16th	Detroit Lions	
1969 (A)	John Peacock, DB	5th	Houston Oilers	
	Royce Berry, DE	7th	Cincinnati Bengals	
	Cliff Larson, DE	7th	New York Jets	
	Mike Simpson, DB	13th	San Diego Chargers	
	1970	Bill Bridges, OG	5th	Buffalo Bills
1970	Rusty Clark, QB	6th	San Francisco 49ers	
	Jim Strong, RB	7th	San Francisco 49ers	
	1971	<b>Elmo Wright, WR</b>	<b>1st (16)</b>	<b>Kansas City Chiefs</b>
1971	Charles Ford, DB	2nd	Chicago Bears	
	Charles Hall, LB	3rd	Cleveland Browns	
	Carlos Bell, RB	4th	New Orleans Saints	
	Earl Thomas, TE	6th	Chicago Bears	
	L. D. Rowden, LB	10th	Chicago Bears	
	Bennie Frye, C	13th	Minnesota Vikings	
	Ted Heiskell, RB	15th	St. Louis Cardinals	
	Craig Robinson, T	16th	New Orleans Saints	
	Rich Harrington, QB	16th	Baltimore Colts	
1972	<b>Riley Odoms, TE</b>	<b>1st (5)</b>	<b>Denver Broncos</b>	
	Robert Newhouse, RB	2nd	Dallas Cowboys	
	Tom Mozisek, RB	3rd	New York Giants	
	Kent Branstetter, DT	9th	New Orleans Saints	
1972	Willie Roberts, DB	13th	Houston Oilers	
	1974	Steve George, DT	3rd	St. Louis Cardinals
1975	<b>Mack Mitchell, DE</b>	<b>1st (5)</b>	<b>Cleveland Browns</b>	
	Gerald Hill, LB	3rd	Miami Dolphins	
	Robert Giblin, DB	4th	New York Giants	
	Marshall Johnson, RB	4th	Baltimore Colts	
	Harold Evans, LB	4th	Pittsburgh Steelers	
	Bubba Broussard, LB	6th	Minnesota Vikings	
	Reggie Cherry, RB	7th	Buffalo Bills	
	Larry Keller, LB	9th	San Diego Chargers	
	Miller Bassler, TE	16th	Pittsburgh Steelers	
1976	Everett Little, G	4th	Tampa Bay Buccaneers	
	1977	<b>Wilson Whitley, DT</b>	<b>1st (8)</b>	<b>Cincinnati Bengals</b>
1977	Val Belcher, G	3rd	Dallas Cowboys	
	Guy Brown, LB	4th	Dallas Cowboys	
	Eddie Foster, WR	8th	Houston Oilers	
	1978	Don Bass, TE	3rd	Cincinnati Bengals
	Alois Blackwell, RB	4th	Dallas Cowboys	
1979	<b>Willis Adams, WR</b>	<b>1st (20)</b>	<b>Cleveland Browns</b>	
	Emmett King, RB	7th	New York Jets	
	Randy Love, RB	8th	New England Patriots	
	Grady Ebensberger, DT	10th	Los Angeles Rams	
1980	David Hodge, LB	4th	San Francisco 49ers	
	Melvin Jones, G	7th	Washington Redskins	
	Delrick Brown, DB	11th	St. Louis Cardinals	
1981	<b>Leonard Mitchell, DE</b>	<b>1st (27)</b>	<b>Philadelphia Eagles</b>	
	Hosea Taylor, NG	8th	Baltimore Colts	
1982	David Barrett, FB	4th	Tampa Bay Buccaneers	
	Lonell Phea, SE	6th	New York Jets	
	Alvin Ruben, TE	7th	Denver Broncos	
1983	Weedy Harris, LB	5th	Denver Broncos	
	James Durham, DB	8th	Buffalo Bills	
	Calvin Eason, DB	11th	New England Patriots	
1984	Eugene Lockhart, LB	6th	Dallas Cowboys	
	Dwyane Love, FB	11th	Los Angeles Rams	
	David Roberson, FL	12th	New York Jets	
	Donald Jordan, RB	12th	Chicago Bears	
	Carl Lewis, WR	12th	Dallas Cowboys	
	1984	Carl Lewis, WR	12th	Dallas Cowboys

Year	Player	Round	Team
1985	Simon Fletcher, DE	2nd	Denver Broncos
	Audray McMillian, FS	3rd	New England Patriots
	Bryant Winn, LB	12th	Washington Redskins
1986	T. J. Turner, DT	3rd	Miami Dolphins
	Carl Hilton, TE	7th	Minnesota Vikings
	Larry Shepherd, WR	12th	Los Angeles Raiders
1989	Johnny Jackson, DB	5th	San Francisco 49ers
	Glenn Montgomery, DT	5th	Houston Oilers
	Jason Phillips, WR	10th	Detroit Lions
1990	<b>André Ware, QB</b>	<b>1st (7)</b>	<b>Detroit Lions</b>
	<b>Lamar Lathon, LB</b>	<b>1st (15)</b>	<b>Houston Oilers</b>
	Alton Montgomery, SS	2nd	Denver Broncos
	Alfred Oglesby, DT	3rd	Miami Dolphins
	Craig Veasey, DE	3rd	Pittsburgh Steelers
1991	Chris Ellison, FS	11th	Atlanta Falcons
	Joey Banes, OT	11th	Houston Oilers
	Reggie Burnette, LB	7th	Green Bay Packers
	Chuck Weatherspoon, SB	9th	Philadelphia Eagles
1992	<b>David Klingler, QB</b>	<b>1st (6)</b>	<b>Cincinnati Bengals</b>
	Glenn Cadrez, DE	6th	New York Jets
	John Brown, WR	7th	Chicago Bears
	Ostell Miles, RB	9th	Cincinnati Bengals
	Mike Gisler, OG	11th	New Orleans Saints
1993	Allen Aldridge, LB	2nd	Denver Broncos
	Lamar Smith, RB	4th	Seattle Seahawks
	Ryan McCoy, LB	6th	Philadelphia Eagles
1994	<b>Billy Milner, OT</b>	<b>1st (25)</b>	<b>Miami Dolphins</b>
1996	Dedric Mathis, DB	2nd	Indianapolis Colts
	Jimmy Herndon, OL	5th	Jacksonville Jaguars
1997	<b>Antowain Smith, RB</b>	<b>1st (23)</b>	<b>Buffalo Bills</b>
	Delmonico Montgomery, CB	4th	Indianapolis Colts
	Marcus Spriggs, OL	6th	Buffalo Bills
	Chuck Clements, QB	6th	New York Jets
1998	Leonta Rheaams, DL	4th	New England Patriots
	Ben Fricke, OL	7th	New York Giants
2000	Mike Green, FB	7th	Tennessee Titans
2003	Hanik Milligan, S	6th	San Diego Chargers
2004	Rex Hadnot, C	6th	Miami Dolphins
2005	Stanford Routt, DB	2nd	Oakland Raiders
2007	Kevin Kolb, QB	2nd	Philadelphia Eagles
2008	Donnie Avery, WR	2nd	St. Louis Rams
2009	Sebastian Vollmer, OT	2nd	New England Patriots
2010	Fendi Onobun, TE	6th	St. Louis Rams
2013	<b>D.J. Hayden, CB</b>	<b>1st (12)</b>	<b>Oakland Raiders</b>
2016	<b>William Jackson III, CB</b>	<b>1st (24)</b>	<b>Cincinnati Bengals</b>
	Elandon Roberts, LB	6th	New England Patriots
	Demarcus Ayers, WR	7th	Pittsburgh Steelers


First-round choices in **bold**  
 Number indicates First-Round selection number  
 (N) and (A) indicate NFL or AFL drafts from 1960-69.





## NATIONAL AWARDS

### 1989 • HEISMAN TROPHY WINNER • ANDRÉ WARE



In 1989 University of Houston junior quarterback André Ware was the recipient of the 55th annual Heisman Trophy.

The award, presented by the Downtown Athletic Club of New York, culminated a record-setting season in which Ware set 26 NCAA and 15 Southwest Conference records for passing and total offense.

He became the first Cougar and the fifth player from the Southwest Conference to win the Heisman, and he did it without playing a single game before live national television cameras.

Despite playing just a little more than the first half of most games, Ware completed 365-of-578 pass attempts (.631) for 4,699 yards and 46 touchdowns to lead the Cougars to a 9-2 season record and a No. 14 national ranking.

The soft-spoken native of Dickinson, Texas, captured the nation's imagination in his first full season as a starting quarterback, averaging over 427 yards passing per game and at one point attempting 154 straight passes without an interception.

A consensus First-Team All-American, Ware left Houston following his junior season to enter the NFL Draft, where he was a first-round and seventh overall pick by the Detroit Lions. He also played in the Canadian Football League before retiring.


In 1996, Ware returned to UH to earn his bachelor's degree in marketing. Of that accomplishment Ware said, "This ranks right up there with receiving the Heisman Trophy."

Ware was inducted into the College Football Hall of Fame in 2004.

Today, he can be heard as an analyst for ESPN college football on Saturdays and for Houston Texans radio broadcasts on Sundays during the NFL season.

Year	G	Comp	Att	Int	TD	Pct	Yards	YPG	LP	Rating
1987	5	83	140	5	4	59.3	996	199.2	74	121.3
1988	11	212	356	8	25	59.6	2,507	227.4	70	137.4
1989	11	365	578	15	46	63.1	4,699	427.2	87	152.5
<b>Totals</b>	<b>27</b>	<b>660</b>	<b>1,074</b>	<b>28</b>	<b>75</b>	<b>61.4</b>	<b>8,202</b>	<b>303.7</b>	<b>87</b>	<b>143.5</b>

### 1976 • LOMBARDI AWARD WINNER • WILSON WHITLEY



After leading the University of Houston to the 1976 Southwest Conference Championship in the Cougars' first season in the league, Wilson Whitley was honored with the Lombardi Award as the nation's most outstanding college lineman.

Though double-teamed and often triple-teamed during the season, the 6-3, 268-pound Whitley routinely dominated the line of scrimmage from his defensive tackle position. He led the team in quarterback sacks, fumbles caused and fumbles recovered, anchoring a defense that held the opposition to 10 or fewer points five times during the regular season.

In a near perfect defensive performance on the road against the University of Texas, Whitley and the Cougar defense held the Longhorns to eight total first downs and 24 net yards rushing en route to a 30-0 victory. Houston went on to defeat previously unbeaten Maryland in the Cotton Bowl to cap a 10-2 season.

Though 1976 was his one and only year of competition in the Southwest Conference, Whitley was named the league's Player of the Decade for the 1970s. The native of Brenham, Texas, was the first and just one of three league players ever to win the Lombardi Award.

In the spring of 1976, Whitley was the eighth overall selection in the NFL Draft by the Cincinnati Bengals, with whom he played for six seasons.

After a seven-year professional football career, which also included one season with the Houston Oilers, Whitley served as the National Director of Sports Marketing with Holiday Inn, Inc., until he suffered a fatal heart attack in 1992.

He was inducted into the University's Hall of Honor in 1998, the Texas High School Football Hall of Fame in 1985, and was a member of the *Texas Football Magazine's* Silver Anniversary Team as both a high school and collegiate player.

He was enshrined in the College Football Hall of Fame in July 2008.

2016 SEASON

COACHING STAFF

THE COUGARS

SEASON REVIEW

HISTORY & RECORDS



## HONOR ROLL

2016 SEASON

COACHING STAFF

THE COUGARS

SEASON REVIEW

HISTORY & RECORDS

### CONFERENCE CHAMPIONSHIPS

Year	Conference	Conference Record	Pct.	Overall Record	Pct.	Final Ranking (AP/Coaches)	Coach	Runner-Up
2015	American Athletic	7-1	.875	13-1	.929	#8/#8	Tom Herman	Temple
2006	Conference USA	7-1	.875	10-4	.714		Art Briles	Southern Miss
1996	Conference USA	4-1	.800	7-5	.583		Kim Helton	Tied with Southern Miss
1984	Southwest	6-2	.750	7-5	.583		Bill Yeoman	Tied with SMU
1979	Southwest	7-1	.875	11-1	.917	#5/#5	Bill Yeoman	Tied with Arkansas
2006	Conference USA	7-1	.875	10-4	.714		Art Briles	Southern Miss
1976	Southwest	7-1	.875	10-2	.833	#4/#4	Bill Yeoman	Tied with Texas Tech
1959	Missouri Valley	3-1	.750	3-7	.300		Hal Lahar	North Texas
1957	Missouri Valley	3-0-1	.875	5-4-1	.550		Hal Lahar	North Texas
1956	Missouri Valley	4-0	1.000	7-2-1	.750		Bill Meek	Tulsa, Oklahoma State
1952	Missouri Valley	3-0	1.000	8-2	.800	NA/#19 (UPI)	Clyde Lee	Tulsa

### COLLEGE FOOTBALL HALL OF FAME

2007	Wilson Whitley, Player
2004	André Ware, Player
2001	Bill Yeoman, Coach

### HEISMAN TROPHY

1989	André Ware, QB
------	----------------

### LOMBARDI AWARD

1976	Wilson Whitley, DL
------	--------------------

### DAVEY O'BRIEN AWARD

2015	Greg Ward, Jr., QB	Semifinalist
2011	Case Keenum, QB	Finalist
2009	Case Keenum, QB	Finalist
1990	David Klingler, QB	Finalist
1989	André Ware, QB	

### SAMMY BAUGH TROPHY

2011	Case Keenum, QB
2009	Case Keenum, QB
1990	David Klingler, QB

### MANNING AWARD

2015	Greg Ward, Jr., QB	Finalist
------	--------------------	----------

### MAXWELL AWARD

2015	Greg Ward, Jr., QB	Semifinalist
------	--------------------	--------------

### JIM THORPE AWARD

2015	Adrian McDonald, S	Semifinalist
------	--------------------	--------------

### COLLEGE FOOTBALL PERFORMANCE NATIONAL QUARTERBACK AWARD

2009	Case Keenum, QB
------	-----------------

### EARL CAMPBELL AWARD

2015	Greg Ward, Jr., QB
------	--------------------

### ALL-AMERICANS

#### First Team unless noted

2013	Richie Leone, P	FWAA (2nd)
2011	Patrick Edwards, WR	AP (3rd); PSM (3rd), Sl.com (HM)
	Sammy Brown, LB	PSM (3rd) Sl.com (HM)
	Case Keenum, QB	PSM (4th) Sl.com (HM)
2010	Patrick Edwards, WR	Sl.com (HM)
2009	Case Keenum, QB	CFN, CBSports.com (2nd), PSM (2nd), Camp (2nd), Rivals.com (2nd), Sl.com (HM)
	James Cleveland, WR	CFN (HM) Sl.com (HM)
	Tyron Carrier, WR	Sl.com (HM)

2008 Phillip Hunt, DE PSM (4th)

2007 Donnie Avery, WR PSM (2nd), CFN (HM)  
Anthony Alridge, RB PSM (4th), CFN (HM)

2006 Kevin Kolb, QB CFN (HM)

2003 Brandon Middleton, WR SI.com (HM)

2002 Joffrey Reynolds, RB CNNSI (HM)

2000 Wayne Rogers, LB FBN (HM)

1999 Greg Brown, OG FBN (HM)

Ketric Sanford, RB FBN (HM)

1998 Louis Hampton, DL FBN (HM)

Jerrian James, WR CS (HM)

Ketric Sanford, RB CS (HM)

1997 Ben Fricke, C FWAA, AP, TSN (2nd), FN (HM)

1996 Antowain Smith, TB FBN (HM)

1995 Jimmy Herndon, OT CS (3rd), UPI (HM)

1994 Billy Milner, OT FBN (HM)

1993 Ryan McCoy, LB UPI (3rd)

1992 Darrell Clapp, OT AP (HM)

Freddie Gilbert, WR FBN (HM)

Steve Harris, DB FBN (HM)

Jimmy Klingler, QB FBN (HM)

Ryan McCoy, LB FBN (HM)

Sherman Smith, WR FBN (HM)

Jason Youngblood, OG FBN (HM)

1991 Roman Anderson, PK FBN (HM)

Marcus Grant, WR FBN (HM)

1990 David Klingler, QB AP (3rd)

Manny Hazard, WR AP (3rd)

Roman Anderson, PK FBN (HM)

Reggie Burnette, LB FBN (HM)

Mike Gisler, OG FBN (HM)

Tray Hooper, DT FBN (HM)

Jason Jessup, OT FBN (HM)

Jerry Parks, DB FBN (HM)

Ryan McCoy, LB FBN (HM)

Chuck Weatherspoon, RB FBN (HM)

1989 André Ware, QB **CONSENSUS**

Manny Hazard, WR AP, FBN (2nd)

Chuck Weatherspoon, RB TSN

Craig Veasey, DE TSN

Cornelius Price, CB TSN (2nd)

Joey Banes, OT TSN (HM)

Byron Forsythe, C TSN (HM)

Kimble Anders, FB TSN (HM)

Alfred Oglesby, DT TSN (HM)

Alton Montgomery, S AP (HM)

1988 Jason Phillips, WR **CONSENSUS**

Johnny Jackson, DB AP (2nd), TSN (2nd)

James Dixon, WR TSN (2nd), AP (HM)

Chuck Weatherspoon, SB TSN (2nd), AP (HM)

Glenn Montgomery, DT AP (HM), TSN (HM)

André Ware, QB AP (HM), TSN (HM)

Joey Banes, OT AP (HM)

Byron Forsythe, OG AP (HM)

Lamar Lathon, LB AP (HM)

Alton Montgomery, DB AP (HM)

1987 Jason Phillips, WR UPI (HM)

Johnny Jackson, DB UPI (HM)

1985 Carl Hilton, TE AP (HM)

Todd Schoppe, C AP (HM)

1984 Carl Hilton, TE TSN

Audrey McMillian, DB AP (HM)

T.J. Turner, DT TSN (2nd), AP (HM), UPI (HM)

1982 Maceo Fifer, OT UPI (2nd)

Weedy Harris, LB AP (HM)

T.J. Turner, DT FBN (Fr.)

1981 Maceo Fifer, OT AP (2nd), UPI (HM)

Mark Ford, TE AP (HM), UPI (HM)

Butch LaCroix, DB AP (HM)

Terry Monroe, DT AP (HM)

Grady Turner, LB AP (HM)

1980 Leonard Mitchell, DT **CONSENSUS**

Hosea Taylor, NG CAMP, FWAA, FBN (2nd), NEA (2nd), AP (HM)

Steve Bradham, LB AP (HM)

Lonell Phea, SE AP (HM)

Randy Swisher, C AP (HM)

1979 David Hodge, LB KOD, AP (2nd), FBN (2nd), TSN (HM)

Melvin Jones, OT KOD, CAMP, FBN, AP (3rd), UPI (HM), TSN (HM)

Hosea Taylor, DT NEA, UPI (HM), TSN (HM)

1978 Willis Adams, WR TSN (HM)

Elvis Bradley, DB TSN (HM)

Chuck Brown, C AP (3rd)

Danny Davis, QB AP (HM), TSN (HM)

David Hodge, LB AP (HM), TSN (HM)

Hosea Taylor, DT AP (HM), TSN (HM)

Dennis Greenawalt, OG AP (HM)

Emmett King, RB AP (HM)

1977 Don Bass, WR AP (HM), UPI (HM), TSN (HM)

Alois Blackwell, RB TSN (HM)

Chuck Brown, C AP (HM)

Anthony Francis, DB AP (HM), UPI (HM), TSN (HM)

1976 Wilson Whitley, DT **CONSENSUS**

Don Bass, TE AP (HM)

Val Belcher, OG AP (HM), UPI (HM), TSN (HM)

Alois Blackwell, RB TSN (HM)

Danny Davis, QB AP (HM), TSN (HM)

Anthony Francis, DB AP (HM), UPI (HM), TSN (HM)

Vincent Greenwood, DE AP (HM)

1974 Robert Giblin, DB KOD, Time, AP (HM), UPI (HM), TSN (HM)

John Housman, RB AP (HM)

Mack Mitchell, DE Time, AP (2nd)

1973 Robert Giblin, DB AP (HM)

Deryl McGallion, LB AP (3rd)

1971 Robert Newhouse, RB AP (2nd)

Riley Odoms, TE TSN

1970 Elmo Wright, WR **CONSENSUS**

Charlie Hall, LB AP (3rd)

Richard Harrington, DB AP (HM)

1969 Bill Bridges, OG **CONSENSUS**

Jim Strong, RB AP (2nd)

Elmo Wright, WR AP (2nd), UPI (2nd)

Jerry Drones, DE AP (HM)

Glenn Graef, LB AP (HM)

1968 Paul Gipson, FB AFCA, AP (2nd), TSN (2nd)

Johnny Peacock, DB AP (3rd)

Elmo Wright, WR AP (HM)

1967 Rich Stotter, OG **CONSENSUS**

Greg Brezina, LB Sports Extra

Paul Gipson, FB AP (2nd)

Ken Hebert, SE Look, Sports Extra, AP (HM)

Warren McVea, RB Sports Extra, UPI (2nd), AP (HM)

1966 Warren McVea, RB UPI (HM)

Dick Post, RB AP (HM)

Ken Hebert, SE AP (HM)

1958 Hogan Wharton, T FWAA, AP (HM)

Bob Borah, E AP (HM)

1952 J.D. Kimmel, DT AP, Chicago Tribune (HM)

Paul Carr AP (HM), Chicago Tribune (HM)

1951 Paul Carr, LB AP (HM)

Vic Hampel, OE AP (HM)

Buck Miller, OT AP (HM)

Gene Shannon, RB AP (HM)

AP – Associated Press; UPI – United Press International; TSN – The Sporting News; FBN – Football News; FWAA – Football Writer's Association of America; KOD – Kodak; CAMP – Walter Camp; Time – Time Magazine; AFCA – American Football Coaches Association; CS – College Sports Magazine; PSM – Phil Steele's College Football Magazine; CFN – College Football News; FN – Football News; NEA – Newspaper Editors Association; LOOK – Look Magazine.

Consensus All-Americans in bold





## HONOR ROLL

2016 SEASON

COACHING STAFF

THE COUGARS

SEASON REVIEW

HISTORY & RECORDS

### DIVISION I-A NATIONAL COACH OF THE YEAR

2006 Art Briles SportExe

### NATIONAL FIRST-YEAR COACH OF THE YEAR

2015 Tom Herman FWAA

### BEAR BRYANT COACH OF THE YEAR

2015 Tom Herman Finalist

### EDDIE ROBINSON COACH OF THE YEAR

2015 Tom Herman Finalist

### CHRIS SAILER KICKING & RUBIO LONG SNAPPING ALL-AMERICANS

2015 Nolan Frese 3rd

### FRESHMAN ALL-AMERICANS

First Team unless noted

2015 Will Noble, C FWAA, Scout.com  
USA TODAY, ESPN.com

2013 John O'Korn, QB Athlon (3rd)

2012 Trevon Stewart, DB FWAA, SN

2011 Rowdy Harper, OL PSM (2nd)  
CFN (HM)

Derrick Matthews, LB PSM (2nd)  
CFN (HM)

### ACADEMIC ALL-AMERICANS

1988 Keith Jenkins, DE

1977 Kevin Rollwage, OT

1976 Kevin Rollwage, OT  
Mark Mohr, CB

1969 Elmo Wright, WR

1968 Chuck Odom, OT

1967 Rich Stotter, OG

1964 Horst Paul, E

### CONFERENCE COACH OF THE YEAR

2015 Tom Herman (Co) American

2011 Kevin Sumlin C-USA

2009 Kevin Sumlin C-USA

2006 Art Briles C-USA

1996 Kim Helton C-USA

### CONFERENCE MOST VALUABLE PLAYER

2011 Case Keenum, QB C-USA

2009 Case Keenum, QB C-USA

### CONFERENCE OFFENSIVE PLAYER OF THE YEAR

2011 Patrick Edwards, WR C-USA

2008 Case Keenum, QB C-USA

2006 Kevin Kolb, QB C-USA

1996 Antowain Smith, RB C-USA

1989 André Ware, QB SWC

1987 Jason Phillips, WR SWC

1978 Danny Davis, QB SWC

### CONFERENCE DEFENSIVE PLAYER OF THE YEAR

2008 Phillip Hunt, DE C-USA

2000 Wayne Rogers (Co), LB C-USA

### CONFERENCE NEWCOMER OF THE YEAR

2011 D.J. Hayden, CB C-USA

2009 James Cleveland, WR C-USA

### CONFERENCE OFFENSIVE NEWCOMER OF THE YEAR

1991 Freddie Gilbert, WR SWC

(Houston Post, Fort Worth Star-Telegram)

1989 Manny Hazard, WR SWC

### CONFERENCE DEFENSIVE NEWCOMER OF THE YEAR

1988 Alton Montgomery, SS SWC

### CONFERENCE BACK OF THE YEAR

1955 Curley Johnson, RB MVC

### CONFERENCE OFFENSIVE LINEMAN OF THE YEAR

1978 Chuck Brown (DTH), C SWC

1958 Hogan Wharton, T MVC

1957 Hogan Wharton, T MVC

DTH - Dallas Time Herald

### CONFERENCE SPECIAL TEAMS PLAYER OF THE YEAR

2013 Demarcus Ayers, KR American

### CONFERENCE FRESHMAN OF THE YEAR

2013 John O'Korn, QB American

2009 Charles Sims, RB C-USA

2008 Bryce Beall, RB C-USA

2007 Case Keenum, QB C-USA

2003 Kevin Kolb, QB C-USA

1997 Jason McKinley, QB C-USA

1996 Ketric Sanford, RB C-USA

### SOUTHWEST CONFERENCE ALL-DECADE TEAM

1980s André Ware, QB

Jason Phillips, WR

1970s Wilson Whitley, DL

### SOUTHWEST CONFERENCE PLAYER OF THE DECADE

1980s André Ware, QB

1970s Wilson Whitley, DL

### SOUTHWEST CONFERENCE POST-WAR ALL-TIME TEAM

(Texas Football Magazine)

Wilson Whitley, DL

### COLUMBUS TOUCHDOWN CLUB PLAYER OF THE YEAR

1990 David Klingler, QB

1970 Elmo Wright, WR

### DANA X. BIBLE AWARD

(presented by Texas Football Magazine)

1978 Danny Davis, QB

1971 Robert Newhouse, RB

### HOUSTON CHRONICLE PLAYER OF THE YEAR

1971 Robert Newhouse, RB

1969 Bill Bridges, OG

1966 Dick Post, RB

### HOUSTON POST MOST VALUABLE PLAYER

1989 André Ware, QB

1978 Danny Davis, QB

1976 Wilson Whitley, DT

### FORT WORTH KIWANIS CLUB SPORTSMANSHIP AWARD

1991 David Klingler, QB

1978 Danny Davis, QB

### WASHINGTON TOUCHDOWN CLUB PLAYER OF THE YEAR

1990 David Klingler, QB (Offensive)

1989 André Ware, QB (Offensive)

1976 Wilson Whitley, DT (Defensive)

### NFLPA COLLEGIATE BOWL

2015 Elandon Roberts, LB

### BLUE-GRAY ALL-STAR GAME

2000 Jason McKinley, QB

1999 Mike Green, FB

1998 Wilbert Brown, OL  
Patterson Owens, DL

1997 Leonta Rheams, DT

1995 Jimmy Herndon, OT  
Dedric Mathis, DB

1994 Billy Milner, OT

1993 Allen Aldridge, LB  
Ryan McCoy, LB

1992 Jason Youngblood, OG

1991 Roman Anderson, PK  
John Brown III, WR

1990 Reggie Burnette, LB  
Manny Hazard, WR  
Chuck Weatherspoon, RB

1989 Craig Veasey, DE  
Alfred Oglesby, DT  
Kimble Anders, RB  
Alton Montgomery, SS

1985 Carl Hilton, TE  
Todd Schoppe, C  
T. J. Turner, DT

1983 Maceo Fifer, OT

1970 Charles Ford, DB  
L. D. Rowden, DB

1968 Paul Gipson, RB

Cliff Larson, DT  
Chuck Odom, OT  
Johnny Peacock, DB

1967 Greg Brezina, LB  
Bill Pickens, OG

1954 Jack Patterson, HB

1953 Bob Chuoke, T  
Buddy Gillioz, T

1952 John Carroll, T  
Vic Hampel, E  
Frank James, G

### HULA BOWL ALL-STAR GAME

2007 Willie Gaston, CB

Will Gulley, S  
Marquay Love, DT  
Vincent Marshall, WR

2004 Rex Hadnot, OL

2000 Jason McKinley, QB

1999 Adriano Belli, DL

1997 Mike Parker, LB

1993 Ryan McCoy, LB

1991 Mike Gisler, OG  
David Klingler, QB  
John Brown III, WR

1990 Manny Hazard, WR

1989 Joey Banes, OT  
Alton Montgomery, SS

1988 Johnny Jackson, DB

1986 Carl Hilton, TE  
T. J. Turner, DT

1985 Audrey McMillian, DB

1984 Donald Jordan, RB  
Dwyane Love, FB

1983 Maceo Fifer, OT

1982 Lonell Phea, SE

1981 Hosea Taylor, NG

1980 Sam Proctor, DE

1979 Chuck Brown, C

1978 Don Bass, TE

1977 Val Belcher, OT  
Wilson Whitley, DT

1976 Everett Little, OG

1975 Robert Giblin, DB  
Larry Keller, DE  
Mack Mitchell, DE

1974 Ken Baugh, OT  
Deryl McGallion, LB

1972 Robert Newhouse, FB

1971 Elmo Wright, SE

1970 David Schneider, OG

1969 Paul Gipson, FB  
Johnny Peacock, DB

1968 Ken Hebert, SE  
Warren McVea, RB

1967 Tom Beer, TE

1959 Hogan Wharton, T



## HONOR ROLL

2016 SEASON

COACHING STAFF

THE COUGARS

SEASON REVIEW

HISTORY & RECORDS

### REESE'S SENIOR BOWL ALL-STAR GAME

2015	William Jackson, III, CB
2014	Joey Mbu, DL
2008	Donnie Avery, WR
2007	Kevin Kolb, QB
1998	Patterson Owens, DL
1996	Delmonico Montgomery, DB Antowain Smith, RB Marcus Spriggs, OT
1995	Jimmy Herndon, OT
1994	Billy Milner, OT
1991	David Klingler, QB
1990	Chuck Weatherspoon, RB Reggie Burnette, LB
1989	Alton Montgomery, SS
1986	Todd Schoppe, C
1985	Bryant Winn, LB
1983	Maceo Fifer, OT
1982	Terry Monroe, DT
1981	Leonard Mitchell, DT Hosea Taylor, NG
1980	David Hodge, LB Melvin Jones, OT
1978	Alois Blackwell, RB
1975	Mack Mitchell, DE
1971	Riley Odums, TE
1968	Paul Gipson, FB Johnny Peacock, DB
1962	Byron Beaver, DB
1959	Jim Colvin, T
1958	Don Brown, HB
1952	Ken Pridgeon, HB
1950	Max Clark, HB

### EAST-WEST SHRINE ALL-STAR GAME

2014	Joey Mbu, DL
2013	Richie Leone, P
2009	Mark Hafner, TE Phillip Hunt, DE Sebastian Vollmer, OT
2008	Anthony Alridge, RB
2002	Hanik Milligan, FS
2000	Wayne Rogers, LB
1999	Greg Brown, OG
1990	Manny Hazard, WR
1989	Joey Banes, OT
1988	James Dixon, WR
1980	Tommy Ebner, DB Melvin Jones, OT
1979	Willis Adams, SE
1977	Don Bass, TE
1972	David Bourquin, OT Puddin' Jones, FB
1970	Elmo Wright, SE
1968	Bill Cloud, OT
1967	Warren McVea, RB
1958	Burr Davis, G
1952	J. D. Kimmel, DT

### GRIDIRON CLASSIC ALL-STAR GAME

2002	Orlando Iglesias, WR Hamin Milligan, FS
------	--------------------------------------------

### PARADISE BOWL ALL-STAR GAME

2005	Joe Clay, DT Stephen Cucci, TE
2003	Joffrey Reynolds, RB Jesse Sowell, SS Rufus Williams, OT

### JAPAN ALL-STAR GAME

1988	Jason Phillips, WR
1981	Terald Clark, RB
1980	Kenny Hatfield, DB/L Garrett Jurgaitis, TE
1979	Willis Adams, SE Chuck Brown, C Danny Davis, QB
1977	Val Belcher, OT Wilson Whitley, DT
1976	Everett Little, OG

### ALL-CONFERENCE

#### American Athletic Conference

2015	Demarcus Ayers, WR	1st
	Demarcus Ayers, RS	1st
	Elandon Roberts, LB	1st
	Trevon Stewart, S	1st
	Alex Cooper, OT	2nd
	Greg Ward, Jr, QB	2nd
	Kenneth Farrow, RB	2nd
	B.J. Singleton DL	2nd
	Steven Taylor, LB	2nd
	William Jackson, III, CB	2nd
	Adrian McDonald, S	2nd
	Will Noble, C	HM

2014	Rowdy Harper, OG	1st
	Joey Mbu, DL	1st
	Adrian McDonald, S	1st
	Deontay Greenberry, WR	2nd
	Kenneth Farrow, RB	2nd
	Efrem Oliphant, LB	2nd
	William Jackson, CB	2nd

2013	Deontay Greenberry, WR	1st
	Demarcus Ayers, KR	1st
	DeAnthony Sims, OT	2nd
	Zach McMillian, CB	2nd
	Trevon Stewart, FS	2nd
	Richie Leone, P	2nd

#### Conference USA

2012	Jacoby Ashworth, OL	1st
	Phillip Steward, LB	1st
	D.J. Hayden, CB	1st
	Richie Leone, P	1st
	Charles Sims, RB	2nd
	Brandon Hartson, LS	2nd
	Bryce Redman, OL	HM
	Derrick Mathews	HM
	Zach McMillian	HM
	Matt Hogan	HM

2011	Case Keenum, QB	1st
	Charles Sims, RB	1st
	Chris Thompson, OL	1st
	Justin Johnson, TE	1st
	Patrick Edwards, WR	1st
	Sammy Brown, LB	1st
	Jacoby Ashworth, OL	2nd
	Tyron Carrier, WR	2nd
	Tyron Carrier, KR	2nd
	Marcus McGraw, LB	2nd

	D.J. Hayden, CB	2nd
	Patrick Edwards, PR	2nd

2010	Bryce Beall, RB	1st
	Patrick Edwards, WR	1st
	Chris Thompson, OL	1st
	Patrick Edwards, PR	2nd
	Marcus McGraw, LB	2nd
	Isaiah Thompson, OL	2nd
	James Cleveland, WR	HM
	Sammy Brown, LB	HM

2009	Case Keenum, QB	1st
	James Cleveland, WR	1st
	Tyron Carrier, KR	1st
	Jarve Dean, OL	2nd
	Patrick Edwards, WR	2nd
	Tyrell Graham, DL	2nd
	Marcus McGraw, LB	2nd
	Brandon Brinkley, DB	2nd
	Carl Barnett, OL	HM
	Chris Thompson, OL	HM
	Tyron Carrier, WR	HM

2008	Phillip Hunt, DE	1st
	Sebastian Vollmer, OT	1st
	Tyron Carrier, WR	2nd
	Kenneth Fontenette, S	2nd
	Mark Hafner, TE	2nd
	Case Keenum, QB	2nd
	Bryce Beall, RB	HM
	Michael Bloesch, OG	HM
	Chase Turner, P	HM

2007	Jeff Akeroyd, OT (HC & M)	1st
	Donnie Avery, WR (HC & M)	1st
	Phillip Hunt, DE (HC & M)	1st
	Anthony Alridge, RB (HC & M)	2nd
	Donnie Avery, KOR (HC & M)	2nd
	Kenneth Fontenette, SS (HC & M)	2nd
	Norbie Juist, LS (HC)	2nd
	Trent Allen, LB (HC)	HM
	Eli Ash, DT (HC)	HM
	Carl Barnett, C (HC)	HM
	Michael Bloesch, OG (HC)	HM
	Dustin Dickinson, OG (HC)	HM
	Mark Hafner, TE (HC)	HM
	Jeron Harvey, WR (HC)	HM
	Case Keenum, QB (HC)	HM
	T.J. Lawrence, K (HC)	HM
	Brendan Pahulu, LB (HC)	HM
	Rocky Schwartz, FS (HC)	HM
	Chase Turner, P (HC)	HM
	Sebastian Vollmer, OT (HC)	HM

2006	Sterling Doty, C (HC & M)	1st
	Will Gulley, C (HC & M)	1st
	Wade Koehl, OLB (HC)	1st
	Kevin Kolb, QB (HC & M)	1st
	Jeff Akeroyd, OL (HC & M)	2nd
	Anthony Alridge, RB (HC & M)	2nd
	Ben Bell, K (M)	2nd
	Willie Gaston, CB (HC)	2nd
	Phillip Hunt, DE (M)	2nd
	Marquay Love, NT (HC)	2nd
	Vincent Marshall, WR (HC & M)	2nd
	Trent Allen, ILB (HC & M)	3rd
	Donnie Avery, WR (HC & M)	3rd
	Jackie Battle, RB (HC & M)	3rd
	Dustin Dickinson, OL (M)	3rd
	Phillip Hunt, DE (HC)	3rd
	Marquay Love, NT (M)	3rd

2005	Ryan Gilbert, RB	1st
	Vincent Marshall, WR	1st
	Kade Lane, DE	2nd

2004	Joe Clay, DL	2nd
	Vincent Marshall, WR	2nd

2003	Rex Hadnot, OL	1st
	Brandon Middleton, WR	1st
	Joe Clay, DL	2nd
	Matt Mattox, OL	2nd

2002	Joffrey Reynolds, RB	1st
	Hanik Milligan, DB	1st
	Stephen Cucci, TE	2nd
	Rex Hadnot, OL	2nd
	Chris Redding, OL	2nd

2001	Orlando Iglesias, WR	2nd
	Hanik Milligan, DB	2nd

2000	Josh Lovelady, OT	1st
	Wayne Rogers, LB	1st
	Brian Robinson, WR	2nd

1999	Greg Brown, OG	1st
	Kenny Hill, S	1st
	Mike James, S	1st
	Ketric Sanford, RB	1st
	Nikia Adderson, DL	2nd
	Josh Lovelady, OT	2nd
	Wayne Rogers, LB	2nd

1998	Ketric Sanford, RB	2nd
	Louis Hampton, DL	2nd
	Wilbert Brown, OL	2nd
	Mike James, DB	2nd

1997	Ben Fricke, C	1st
	Ketric Sanford, RB	2nd
	Sebastian Villarreal, K	2nd
	Leonta Rheams, DE	2nd

1996	Antowain Smith, RB	1st
	Chuck Clements, QB	1st
	Marcus Spriggs, OT	1st
	Ben Fricke, C	1st
	Delmonico Montgomery, CB	1st
	Damion Johnson, WR	1st
	Ketric Sanford, RB	2nd
	Charles West, WR	2nd
	Mike Parker, LB (HC)	2nd

#### Southwest Conference

1995	Jimmy Herndon, OT	1st
	Chuck Clements, QB	2nd
	Gerome Williams, FS (AAS)	2nd

1994	Jason Stoft, P	1st
	Jimmy Herndon, OT	2nd
	Billy Milner, OT	2nd

1993	Ryan McCoy, LB	1st
	Darrell Clapp, OL (HC)	1st
	Jimmy Herndon, OL (HP)	2nd
	John W. Brown, CB (HC, HP)	2nd
	Allen Aldridge, LB (HC)	2nd

1992	Ryan McCoy, LB	1st
	Sherman Smith, WR	1st
	Jason Youngblood, OG (FN)	1st
	Darrell Clapp, OT (FW, AP)	1st
	Jamie Mouton, PR (WTH)	1st
	Eric Blount, LB (HC)	2nd
	Freddie Gilbert, WR (HC)	2nd
	Jimmy Klingler, QB (AAS)	2nd
	Allen Aldridge, DE (HC)	2nd
	John W. Brown, DB (HC)	2nd

1991	Marcus Grant, WR	1st
	Roman Anderson, PK	1st
	David Klingler, QB	2nd
	Mike Gisler, OL (AP)	2nd
	Freddie Gilbert, WR	2nd
	Ryan McCoy, LB (AAS)	2nd
	Charles Langston, P (HP, AP)	2nd

1990	David Klingler, QB	1st
------	--------------------	-----





## HONOR ROLL

2016 SEASON

COACHING STAFF

THE COUGARS

SEASON REVIEW

HISTORY & RECORDS

	Chuck Weatherspoon, RB	1st
	Manny Hazard, WR	1st
	Roman Anderson, PK (DTH, FST)	1st
	Jason Jessup, OT (UPI, AAS)	1st
	Jerry Parks, DB (WTH)	1st
	Reggie Burnette, LB (AP, UPI)	2nd
	Tray Hooper, DT	2nd
	Leroy Truitt, OT (AAS)	2nd
	Eric Blount, LB (FST, WTH)	2nd
<b>1989</b>	André Ware, QB	1st
	Manny Hazard, WR	1st
	Chuck Weatherspoon, RB	1st
	Joey Banes, OT (AP)	1st
	Craig Veasey, DE	1st
	Alfred Oglesby, DT	1st
	Cornelius Price, DB	1st
	Alton Montgomery, DB (AP)	1st
	Kimble Anders, SB	2nd
	Byron Forsythe, C	2nd
	Mike Gisler, OG	2nd
	Mike Holley, OG	2nd
	Reggie Burnette, LB	2nd
	Chris Ellison, DB	2nd
	Roman Anderson, PK	2nd
<b>1988</b>	Jason Phillips, WR	1st
	James Dixon, WR	1st
	Johnny Jackson, DB	1st
	Glenn Montgomery, DT	1st
	Lamar Lathon, LB (AP)	2nd
	Chuck Weatherspoon, RB	2nd
	Alfred Oglesby, DT (UPI)	2nd
	Roman Anderson, PK (UPI)	2nd
	Joey Banes, OT (AP)	2nd
	Byron Forsythe, OG (AP)	2nd
	André Ware, QB (AP)	2nd
	Alton Montgomery, DB (AP)	2nd
<b>1987</b>	Jason Phillips, WR	1st
	Johnny Jackson, CB	1st
	Chip Brownndyke, PK (UPI)	1st
	Gary McGuire, LB (AP)	1st
	Kimble Anders, RB (UPI)	2nd
<b>1986</b>	Gary McGuire, LB	1st
<b>1985</b>	Carl Hilton, TE	1st
	T. J. Turner, DT (UPI)	1st
	Todd Schoppe, C (AP)	2nd
	Raymond Tate, RB (AP)	2nd
<b>1984</b>	Audrey McMillian, DB (AP)	1st
	T. J. Turner, DT	1st
	DeWayne Bowden, DB (UPI)	2nd
	Mike Clendenen, PK	2nd
	Carl Hilton, TE	2nd
	Gerald Landry, QB	2nd
	Audrey McMillian, DB (UPI)	2nd
	Ray Rogers, OG	2nd
	Larry Shepherd, SE (UPI)	2nd
	Raymond Tate, RB (AP)	2nd
	Bryant Winn, LB	2nd
<b>1983</b>	Donald Jordan, RB	1st
	Eugene Lockhart, LB (UPI)	2nd
	T. J. Turner, DT (AP)	2nd
<b>1982</b>	Weedy Harris, LB	1st
	Maceo Fifer, OT (UPI)	1st
	Calvin Eason, DB	2nd
	David Roberson, WR	2nd
	Reggie Vonner, DB (UPI)	2nd
	Dallas Wiggins, RB (UPI)	2nd
<b>1981</b>	Mark Ford, TE	1st
	Maceo Fifer, OT	1st
	Butch LaCroix, DB	1st

	Terry Monroe, DT (AP)	1st
	Grady Turner, LB (AP)	1st
	Lonell Phea, SE	2nd
	Donnie Love, DB	2nd
	Leo Truss, DE (AP)	2nd
<b>1980</b>	Leonard Mitchell, DT	1st
	Lonell Phea, SE	2nd
	Jack Faniel, G	2nd
	Steve Bradham, LB	2nd
	Randy Swisher, C (AP)	2nd
	Hosea Taylor, NG (AP)	2nd
<b>1979</b>	Dennis Greenawalt, OG (UPI)	1st
	David Hodge, LB	1st
	Melvin Jones, OT	1st
	Leonard Mitchell, DT (AP)	1st
	Robert Oglesby, NG	1st
	Hosea Taylor, DT	1st
	Elvis Bradley, DB	2nd
	Terald Clark, RB	2nd
	Robert Jones, OT (WTH)	2nd
	Donnie Love, DB	2nd
	Garrett Jurqajitis, TE	2nd
<b>1978</b>	Willis Adams, SE (DMN)	1st
	Chuck Brown, C	1st
	Danny Davis, QB (AP)	1st
	Dennis Greenawalt, OG	1st
	David Hodge, LB	1st
	Melvin Jones, OT (WTH)	1st
	Randy Love, RB (WTH)	1st
	Emmett King, RB (AP)	1st
	Hosea Taylor, DT (AP)	1st
	Elvis Bradley, DB	2nd
	Danny Davis, QB (UPI)	2nd
	Alton Harvey, DE (DTH)	2nd
<b>1977</b>	Don Bass, TE	1st
	Chuck Brown, C	1st
	Anthony Francis, DB	1st
	Reid Hansen, DE	1st
	Kevin Rollwage, OT	1st
	Alois Blackwell, RB	2nd
<b>1976</b>	Val Belcher, OT	1st
	Anthony Francis, DB	1st
	Paul Humphreys, LB	1st
	Wilson Whitley, DT	1st
	Alois Blackwell, RB	2nd
	Robert Oglesby, NG	2nd
<b>Missouri Valley</b>		
<b>1959</b>	Jim Colvin, T	1st
	Jim Windham, G	1st
	Howard Evans, C	1st
	Randall Dorsett, E	1st
<b>1958</b>	Burr Davis, G	1st
	Bob Borah, E	1st
	Hogan Wharton, T	1st
<b>1957</b>	Burr Davis, G	1st
	Hogan Wharton, T	1st
	Harold Lewis, FB	1st
<b>1956</b>	Don Flynn, QB	1st
	Don Caraway, FB	1st
	Dalva Allen, T	1st
	Rudy Spitzenberger, G	1st
<b>1955</b>	Jimmy Dickey, QB	1st
	Curley Johnson, FB	1st
	Lavell Isbell, T	1st
<b>1953</b>	Buddy Gillioz, T	1st
	Bob Chuoke, T	1st
<b>1952</b>	Vic Hampel, OE	1st
	Bob Chuoke, OG	1st

	S. M. Meeks, RB	1st
	J. D. Kimmel, DT	1st
	Buddy Gillioz, DT	1st
	Paul Carr, LB	1st
	Sam Hopson, DB	1st
	Jackie Howton, DB	1st

### Gulf Coast

<b>1951</b>	Gene Shannon, RB	1st
	Buck Miller, OG	1st
	Paul Carr, LB	1st
	Ivis Rister, DL	1st
	Chester Sugarek, DG	1st

### Lone Star

<b>1950</b>	Gene Shannon, RB	1st
	Max Clark, RB	1st
	Buck Miller, OG	1st
	John O'Hara, DB	1st
	Leo Van Haverbeke, LB	1st
<b>1949</b>	Cecil Towns, T	1st
	Bill Myers, G	1st
	Alan Neveux, QB	1st
	Aubrey Baker, FB	1st
<b>1948</b>	Cecil Towns, T	1st
<b>1946</b>	Charlie Manichia, QB	1st

HC – Head Coach's Poll; M – Media Poll; AAS – Austin-American Statesman; HP – Houston Post; FN – Football News; FST – Fort Worth Star Telegram; AP – Associated Press; WTH – Waco Tribune Herald; DTH – Dallas Times Herald; UPI – United Press International; DMN – Dallas Morning News

### CONFERENCE USA ALL-FRESHMAN TEAM

<b>2012</b>	Deontay Greenberry, WR	
	Larry McDuffey, WR	
	Trevon Stewart, DB	
<b>2011</b>	Rowdy Harper, OL	
	Eric Braswell, DL	
	Derrick Mathews, LB	
<b>2010</b>	Efrem Oliphant, LB	
<b>2009</b>	Charles Sims, RB	
	Phillip Steward, LB	
	Matt Hogan, K	
<b>2008</b>	Bryce Beall, RB	
	Chris Thompson, OL	
	Tyron Carrier, WR	
	Marcus McGraw, LB	
	Tyron Carrier, KR	
	Tyron Carrier, PR	
<b>2007</b>	Case Keenum, QB	
	Loyce Means, DB	
<b>2006</b>	Brandon Brinkley, DB	
<b>2005</b>	Cody Pree, DL	
	Phillip Hunt, DL	
	Cody Lubojasky, LB	
	Kenneth Fontenette, DB	
	Ben Bell, K	
<b>2004</b>	Byron Alfred, OL	
	Sir Vincent Rogers, OL	
	Donnie Avery, WR	
	Rocky Schwartz, DB	
<b>2003</b>	Kevin Kolb, QB	
	Leonard Gibson, WR	
	Marquay Love, DL	

	Wade Koehl, LB	
	Ricky Wilson, DB	
	Ricky Wilson, KR	
<b>2002</b>	Roy Swan, OL	
	Matthew Bentley, DL	
<b>2001</b>	Jermain Woodard, DL	
<b>2000</b>	Al James, OL	
	Josh Tubbs, DL	
	Heard Robinson, DB	
<b>1999</b>	Brandon Middleton, WR	
	Ivan Fields, DB	
<b>1998</b>	Jonathan Pritchett, TE	
	Jeremy Griffith, DL	
	Arthur Gissendanner, LB	
	Jason Parker, DB	
	Leif Penn, RS	
<b>1997</b>	Jason McKinley, QB	
	Josh Lovelady, OL	
	Orlando Iglesias, WR	
	Kendall Williams, WR	

### NCAA POSTGRADUATE SCHOLARSHIP RECIPIENT

<b>1998</b>	Jason deGroot, WR
-------------	-------------------

### COLLEGE FOOTBALL ASSOCIATION GOOD WORKS TEAM

<b>2010</b>	Brian Smelek, TE
<b>1992</b>	Chris Pezman, MLB

### NATIONAL FOOTBALL FOUNDATION HAMPSHIRE HONOR SOCIETY

<b>2015</b>	Logan Piper, P
<b>2014</b>	Kevin Forsch, OL
<b>2013</b>	Matt Hogan, K
<b>2010</b>	Brian Smelek, TE

### COSIDA CAPITAL ONE ACADEMIC ALL-DISTRICT TEAM

<b>2014</b>	Logan Piper, P
-------------	----------------

### WILLIAM V. CAMPBELL TROPHY

<b>2015</b>	Logan Piper, P	Semifinalist
-------------	----------------	--------------

### AMERICAN ATHLETIC CONFERENCE ALL-ACADEMIC TEAM

<b>2014</b>	Markeith Ambles	Linnell Bonner
	Jerard Carter	Ty Cummings
	Ben Dew	Khari Dotson
	Cameron Doubenmeier	
	Kelechi Ejekam	Nolan Frese
	Alvin Ibeabuchi	Mason McClendon
	Tyler McCloskey	Max Munoz
	Eric Parker	Logan Piper
	Dylan Seibert	Byron Simpson
	Rasheed Tynes	Zachary Vaughan
<b>2013</b>	Kevin Forsch	Austin Wilson
	Markeith Ambles	Logan Piper
	Nolan Frese	Casey Martin
	Dylan Seibert	Demarcus Ayers
	Ty Cummings	D'Juan Hines
		Tyler McCloskey



## HONOR ROLL

2016 SEASON

COACHING STAFF

THE COUGARS

SEASON REVIEW

HISTORY & RECORDS

CONFERENCE USA COMMISSIONER'S HONOR ROLL		
<b>2012</b>	Jacob Abels Kevin Forsch Brandon Hartson Zach Johnson Mac Long Casey Martin Chance Moser Austin Potter Isaiah Sweeney Luke Tomas Austin Wilson	Chris Cermin Nolan Frese Matt Hogan Justin Limbrick Avery Love Adrian McDonald Nicholas Nelson Luke Stice Jontrey Tillman Ronnie Williams Brandon Wilson Doug Winfield
<b>2011</b>	Ameen Behbahani Chris Cermin Austin Elrod Nolan Frese Vernon Jefferies Zachary Johnson Austin Lunsford Joey Mbu Bo Mosley Ralph Oragwu Charles Sims Doug Winfield	Philip Causey Alex Cooper Earl Foster Matt Hogan Byron Johnson Crawford Jones Casey Martin John McIntyre Joseph Nasser Logan Piper Ronnie Williams Hunter Wylie
<b>2010</b>	Phillip Causey Jeremiah Farley Rowdy Harper James Jones Case Keenum John McIntyre Loyce Means David Piland Bryce Redman Matangi Tonga Patrick West	Chadrick Colloway Kevin Forsch Brandon Hartson Taylor Jordan Austin Lunsford Zach McMillian Marcus Moody Nathan Ramirez Zeke Riser Zachary Vellikette Ronnie Williams Doug Winfield
<b>2009</b>	George Bamfo Chris Cermin Kevin Forsch Case Keenum John McIntyre Fendi Onobun Brian Smelek Ronnie Williams	Thomas Bates Tyler Cloud Brandon Hartson Miles Lacy Loyce Means Zeke Riser Jeremy Uluocha Doug Winfield
<b>2008</b>	Gino Collins Billy Hartford Case Keenum Jordan Mannisto Blake Patton	Jake Ebner Brandon Hartson John McIntyre Loyce Means Brian Smelek Doug Winfield
<b>2007</b>	Jordan Brown Jose Flores Billy Hartford Wade Koehl Perry McDaniel Harry Simon	Jake Ebner Joseph Gonzales Casey Keenum Steven Maki Tim Mercer Matthew Tarbutton
<b>2006</b>	Blade Bassler Jake Ebner Joseph Gonzalez James Hong Steven Maki Patrick Riley Demario Williams	Jordan Brown James Fitch Billy Hartford Wade Koehl Tim Mercer Harry Simon Drew Zoromsky

<b>2005</b>	Blade Bassler James Fitch Billy Hartford Wade Koehl	Jake Ebner Joseph Gonzalez Brian Hodges Drew Zoromsky
EARL CAMPBELL AWARD PLAYERS OF THE WEEK		
<b>Dec. 1, 2015</b>	Greg Ward, Jr.	
MANNING AWARD STAR OF THE WEEK		
<b>Nov. 30, 2015</b>	Greg Ward, Jr.	
<b>Oct. 5, 2015</b>	Greg Ward, Jr.	
<b>Sept. 14, 2015</b>	Greg Ward, Jr.	
AUTONATION NATIONAL DEFENSIVE PLAYER OF THE WEEK		
<b>Nov. 17, 2015</b>	Elandon Roberts	
CONFERENCE PLAYERS OF THE WEEK		
American Athletic Conference		
<b>Nov. 16, 2015</b>	Elandon Roberts	Def.
<b>Nov. 2, 2015</b>	Steven Taylor	Def.
<b>Oct. 19, 2015</b>	Demarcus Ayers	ST
<b>Oct. 12, 2015</b>	Greg Ward, Jr.	Off.
	Steven Taylor	Def.
<b>Oct. 5, 2015</b>	Greg Ward, Jr.	Off.
<b>Sept. 28, 2015</b>	William Jackson, III	Def.
<b>Sept. 14, 2015</b>	Greg Ward, Jr.	Off.
	Brandon Wilson (Co)	ST
<b>Nov. 24, 2014</b>	Kenneth Farrow	Off.
<b>Oct. 20, 2014</b>	Steven Taylor	Def.
<b>Oct. 13, 2014</b>	Kyle Bullard	ST
<b>Nov. 25, 2013</b>	Richie Leone	ST
<b>Oct. 28, 2013</b>	Trevon Stewart	Def.
<b>Oct. 21, 2013</b>	Derrick Mathews	Def.
<b>Sept. 30, 2013</b>	John O'Korn	Off.
<b>Sept. 30, 2013</b>	William Jackson	Def.
<b>Sept. 30, 2013</b>	Brandon Wilson	ST
<b>Sept. 9, 2013</b>	Deontay Greenberry	Off.
<b>Sept. 2, 2013</b>	Richie Leone	ST
Conference USA		
<b>Oct. 29, 2012</b>	D.J. Hayden	Def.
<b>Oct. 15, 2012</b>	Phillip Steward	Def.
	Matt Hogan	ST
<b>Oct. 8, 2012</b>	Charles Sims	Off.
<b>Sept. 10, 2012</b>	David Piland	Off.
<b>Nov. 28, 2011</b>	Case Keenum	Off.
	Marcus McGraw	Def.
<b>Nov. 21, 2011</b>	Sammy Brown	Def.
<b>Nov. 14, 2011</b>	Charles Sims	Off.
<b>Oct. 31, 2011</b>	Case Keenum	QB
	Tyron Carrier	ST
<b>Oct. 10, 2011</b>	Phillip Steward	Def.
<b>Sept. 19, 2011</b>	Case Keenum (Co)	Off.
<b>Sept. 12, 2011</b>	Patrick Edwards	Off.
<b>Sept. 5, 2011</b>	Case Keenum	Off.
<b>Oct. 25, 2010</b>	Sammy Brown	Def.
	Tyron Carrier	ST
<b>Sept. 27, 2010</b>	Loyce Means	Def.
<b>Sept. 13, 2010</b>	Bryce Beall	Off.
<b>Nov. 23, 2009</b>	Case Keenum, QB	Off.
<b>Nov. 9, 2009</b>	Case Keenum, QB	Off.

<b>Nov. 2, 2009</b>	Matt Hogan, K	ST
	Case Keenum, QB	Off.
	Fendi Onobun, TE	ST
<b>Oct. 26, 2009</b>	C.J. Cavness, LB	Def.
	Tyron Carrier, WR	ST
<b>Oct. 19, 2009</b>	Case Keenum, QB	Off.
<b>Oct. 12, 2009</b>	Brandon Brinkley, DB	Def.
<b>Sept. 28, 2009</b>	Case Keenum, QB	Off.
	David Hunter, DT	Def.
<b>Sept. 14, 2009</b>	Case Keenum, QB	Off.
	Jamal Robinson, DB	Def.
<b>Nov. 24, 2008</b>	Case Keenum, QB	Off.
<b>Nov. 17, 2008</b>	Case Keenum, QB	Off.
	Loyce Means, DB	Def.
	Tyron Carrier, KR	ST
<b>Oct. 13, 2008</b>	Case Keenum, QB	Off.
	Phillip Hunt, DE	Def.
<b>Sept. 22, 2008</b>	Wesley Scourten, TE	ST
<b>Nov. 5, 2007</b>	Phillip Hunt, DE	Def.
<b>Oct. 22, 2007</b>	Rocky Schwartz, S	Def.
<b>Oct. 15, 2007</b>	Donnie Avery, WR	Off.
<b>Oct. 1, 2007</b>	Donnie Avery, WR	ST
<b>Sept. 24, 2007</b>	T.J. Lawrence, K	ST
	Kenneth Fontenette, DB	Def.
<b>Nov. 13, 2006</b>	Phillip Hunt, DE	Def.
<b>Oct. 23, 2006</b>	Marquay Love, DL	Def.
	Ben Bell, K	ST
<b>Sept. 25, 2006</b>	Kevin Kolb, QB	Off.
	Justin Laird, P	ST
<b>Sept. 11, 2006</b>	Ben Bell, K	ST
<b>Sept. 5, 2006</b>	Kevin Kolb, QB	Off.
	Marquay Love, DL	ST
<b>Nov. 14, 2005</b>	Kade Lane, DL	Def.
<b>Oct. 14, 2005</b>	Vincent Marshall, WR	ST
<b>Nov. 8, 2004</b>	Will Gulley, S	Def.
<b>Sept. 20, 2004</b>	Anthony Evans, RB	Off.
<b>Dec. 1, 2003</b>	Anthony Evans, RB	Off.
	Dustin Bell, K	ST
<b>Nov. 17, 2003</b>	Joe Clay, DE	Def.
<b>Oct. 27, 2003</b>	Kevin Kolb, QB	Off.
<b>Oct. 6, 2003</b>	Brandon Middleton, WR	Off.
<b>Sept. 22, 2003</b>	Kevin Kolb, QB	Off.
<b>Sept. 2, 2003</b>	Lance Everson, LB	Def.
<b>Dec. 2, 2002</b>	Dustin Bell, K	ST
<b>Nov. 11, 2002</b>	Joffrey Reynolds, RB	Off.
<b>Sept. 16, 2002</b>	Dustin Bell, K	ST
<b>Sept. 3, 2002</b>	Hanik Milligan, S	Def.
<b>Oct. 30, 2000</b>	Wayne Rogers, LB	Def.
<b>Oct. 23, 2000</b>	Wayne Rogers, LB	Def.
<b>Sept. 18, 2000</b>	Joffrey Reynolds, RB	Off.
<b>Nov. 15, 1999</b>	Jason McKinley, QB	Off.
<b>Nov. 8, 1999</b>	Ketric Sanford, RB	Off.
<b>Oct. 18, 1999</b>	Ketric Sanford, RB	Off.
	Wayne Rogers, LB	Def.
<b>Sept. 7, 1999</b>	Mike James, DB	Def.
<b>Nov. 2, 1998</b>	David Williams, FS	Def.
	Louis Hampton, LB	ST
<b>Oct. 26, 1998</b>	Mike Smith, DB	ST
<b>Sept. 7, 1998</b>	Arthur Gissendanner, LB	Def.
<b>Oct. 27, 1997</b>	Jason McKinley, QB	Off.
<b>Oct. 20, 1997</b>	Vaughn Washington, LB	Def.
	Sebastian Villarreal, K	ST
<b>Sept. 29, 1997</b>	Orlando Iglesias, WR	Off.
<b>Nov. 18, 1996</b>	Chuck Clements, QB	Off.
<b>Nov. 11, 1996</b>	Antowain Smith, RB	Off.
<b>Nov. 4, 1996</b>	Sebastian Villarreal, K	ST

<b>Oct. 7, 1996</b>	Antowain Smith, RB	Off.
	Louis Hampton, LB	Def.
<b>Sept. 16, 1996</b>	Antowain Smith, RB	Off.
<b>Nov. 13, 1995</b>	Robbie Wheeler, WR	ST
<b>Oct. 23, 1995</b>	Antowain Smith, RB	Off.
<b>Oct. 9, 1995</b>	Chuck Clements, QB	Off.
<b>Sept. 25, 1995</b>	Charles West, WR	Off.



## BOWL HISTORY

### HOUSTON in BOWL GAMES (11-12-1)

rankings listed by Associated Press/Coaches

Season	UH Rank	Bowl	Opponent	W/L	Score	Head Coach	Date	Individual Honors
1951		Salad	Dayton	W	26-21	Clyde Lee	Jan. 1, 1952	Gene Shannon, RB • MVP
1962		Tangerine	Miami (Ohio)	W	49-21	Bill Yeoman	Dec. 22, 1962	Billy Roland, QB • MVP
1969	#17/	Bluebonnet	#12 Auburn	W	36-7	Bill Yeoman	Dec. 31, 1969	Jim Strong, RB, Most Outstanding Back • Jerry Drones, OL, Most Outstanding Lineman
1971	#15/	Bluebonnet	#8 Colorado	L	17-29	Bill Yeoman	Dec. 31, 1971	Butch Brezina, DL • Most Outstanding Lineman
1973	#14/	Bluebonnet	Tulane	W	47-7	Bill Yeoman	Dec. 29, 1973	Deryl McGallion, DL, Defensive MVP • D.C. Nobles, QB, Offensive MVP
1974	#15/	Bluebonnet	#13 NC State	T	31-31	Bill Yeoman	Dec. 23, 1974	John Housman, RB • Offensive MVP
1976	#6/	Cotton	#4 Maryland	W	30-21	Bill Yeoman	Jan. 1, 1977	Alois Blackwell, RB, Offensive MVP • Mark Mohr, CB, Defensive MVP
1978	#9/	Cotton	#10 Notre Dame	L	34-35	Bill Yeoman	Jan. 1, 1979	David Hodge, LB • Defensive MVP
1979	#8/	Cotton	#7 Nebraska	W	17-14	Bill Yeoman	Jan. 1, 1980	Terry Elston, QB • Offensive MVP
1980		Garden State	Navy	W	35-0	Bill Yeoman	Dec. 22, 1980	Terald Clark, RB • Most Outstanding Player
1981		Sun	Oklahoma	L	14-40	Bill Yeoman	Dec. 26, 1981	
1984		Cotton	#8 Boston College	L	28-45	Bill Yeoman	Jan. 1, 1985	
1988	#14/	Aloha	#18 Washington State	L	22-24	Jack Pardee	Dec. 25, 1988	
1996		Liberty	#23 Syracuse	L	17-30	Kim Helton	Dec. 26, 1996	
2003		Hawai'i	Hawai'i	L	48-54 (3OT)	Art Briles	Dec. 25, 2003	Jackie Battle, RB • MVP
2005		Fort Worth	Kansas	L	13-42	Art Briles	Dec. 23, 2005	Kevin Kolb, QB • MVP
2006		Liberty	South Carolina	L	36-44	Art Briles	Dec. 29, 2006	Kevin Kolb, QB, Offensive MVP • Willie Gaston, CB, Defensive MVP
2007		Texas	TCU	L	13-20	Chris Thurmond	Dec. 28, 2007	
2008		Armed Forces	Air Force	W	34-28	Kevin Sumlin	Dec. 31, 2008	Bryce Beall, RB • MVP
2009	NR/#25	Armed Forces	Air Force	L	20-47	Kevin Sumlin	Dec. 31, 2009	Tyron Carrier, WR/KR • MVP
2011	#20/17	TicketCity	#24/23 Penn State	W	30-14	Tony Levine	Jan. 2, 2012	Case Keenum, QB • MVP
2013		BBVA Compass	Vanderbilt	L	24-41	Tony Levine	Jan. 4, 2014	
2014		Armed Forces	Pittsburgh	W	35-34	David Gibbs	Jan. 2, 2015	Kenneth Farrow, RB • MVP
2015	#14/16	Chick-fil-A Peach	#9/8 Florida State	W	38-24	Tom Herman	Dec. 31, 2015	Greg Ward, Jr., QB • Offensive MVP; William Jackson, III • Defensive MVP

### BOWL RECAPS

#### 1952 SALAD BOWL Houston 26, Dayton 21

Jan. 1, 1952 • Montgomery Stadium • Phoenix

A crowd of 17,000 saw Houston defeat Dayton, 26-21, in the Fifth Annual Salad Bowl in Phoenix, Ariz., the Cougars' first-ever bowl appearance. Houston's Gene Shannon, a 1,000-yard rusher during the regular season, scored all four of the Cougars' touchdowns and was named MVP of the contest.

Shannon rushed for 175 yards on 28 carries, including 129 yards in the first half. Behind the blocking of fellow running backs Randy Owens (who gained 76 yards on the day) and Warren Ramsey (83 yards), and linemen Howard Clapp, Buck Miller and Lloyd Holloway, Shannon gained more yards than the entire Dayton team.

Dayton took a 7-0 lead in the first quarter on a seven-yard run by Bobby Recker and Paul Spakowski's extra point. Houston responded immediately with a 65-yard, six-play drive, with Shannon scoring on a 15-yard run with 10 seconds left in the first. Owens' extra point try failed, and UH trailed 7-6 after one.

The Flyers added two more scores in the second period, including a touchdown with 44 seconds left in the half on a 36-yard pass from Frank Siggins to Ed Currin to cap a 70-yard drive. Houston countered with one score, on a Shannon 19-yard gallop, and the Cougars trailed 21-13 at the half.

The Houston defense, led by Jack Howton, asserted itself in the second half. Howton intercepted a pair of passes and recovered a fumble as the Cougar defense limited Dayton to just five yards rushing in the stanza. UH pulled within one point, 21-20, on Shannon's third rushing TD, a one-yard run at 9:40 of the third quarter. His run ended a seven-play, 72-yard drive, and Owens added the kick.

Another Shannon run provided the final points of the game and gave UH its first and only lead of the game. The senior's 10-yard burst with 7:50 remaining in the third period provided the final margin as neither team was able to score in the fourth quarter.

#### GAME STATISTICS

Dayton	7	14	0	0	21
Houston	6	7	13	0	26

UD – Recker 7 run (Spakowski kick), 1Q – 3:15  
 UH – Shannon 15 run (kick failed), 1Q – 0:10  
 UD – Recker 25 pass from Siggins (Spakowski kick), 2Q – 9:00  
 UH – Shannon 19 run (Owens kick), 2Q – 4:13  
 UD – Currin 36 pass from Siggins (Spakowski kick), 2Q – 0:44  
 UH – Shannon 1 run (Owens kick), 3Q – 9:40  
 UH – Shannon 10 run (kick blocked), 3Q – 7:50

	UD	UH
First Downs	11	21
Rushing Yards	124	341
Passing Yards	183	124
Passing (C-A-I)	10-22-2	4-7-1
Total Offense	307	465
Fumbles-Lost	3-1	6-3
Penalties-Yards	5-45	7-35
Punts - Avg.	6-45.8	4-34.7

Rushing – UH: Shannon 28-175, Ramsey 13-83, Owens 9-75, Clatterbuck 8-(-3), Hampel 1-11.  
 Passing – UH: Clatterbuck 7-4-1.  
 Receiving – UH: Ramsey 2-46, Hampel 1-46, Clapp 1-32.

Attendance – 17,000

#### 1962 TANGERINE BOWL Houston 49, Miami (Ohio) 21

Dec. 22, 1962 • Tangerine Bowl • Orlando, Fla.

Under first-year head coach Bill Yeoman, Houston scored five straight touchdowns, including four in the second quarter, to power the Cougars to a 49-21 victory over Miami of Ohio in the 17th Annual Tangerine Bowl in Orlando, Florida.

Senior quarterback Billy Roland led the Cougars offense by completing 11-of-17 passes for 199 yards and three touchdowns to earn the game's Most Valuable Player Award.

After Miami missed a field goal on its first drive, the Redskins took possession on the UH 28-yard line after an interception. UH took advantage of the turnover with a nine-yard touchdown pass to take a 7-0 lead.

After tying the game late in the first quarter on Joe Lopasky's three-yard run and Bill McMillan's extra-point, Houston's Bobby Brezina scored a pair of touchdowns to start the UH onslaught. The Cougars took advantage of an interception by Bill Van Osdel, scoring on two plays from the Miami six. On Houston's next drive, Roland hit Brezina with a 44-yard touchdown bomb to give UH a 21-7 lead.

The UH defense held again, and on the ensuing Miami punt, Lopasky took the ball back 70 yards for a touchdown and a 28-7 UH lead. The Cougars closed out the half with a 60-yard touchdown drive, ending with a four-yard pass from Roland to McMillan with 18 seconds left in the half. Houston took a 35-7 lead into the locker room at halftime.

Miami scored with 4:50 left in the third quarter to close the gap to 35-14 before Lopasky notched his third of four touchdowns on the day on a one-yard run. His score finished a 78-yard, six-play drive, while McMillan's seventh PAT established a new school record.

Each team added a touchdown in the final stanza, Houston scoring on a 14-yard Roland to Lopasky hook-up.

#### GAME STATISTICS

Miami	7	0	7	7	21
Houston	7	28	7	7	49

MU – 9 pass from Kellerman (Jencks kick), 1Q – 9:08  
 UH – Lopasky 3 run (McMillan kick), 1Q – 2:14  
 UH – Brezina 1 run (McMillan kick), 2Q – 11:40  
 UH – Brezina 44 pass from Roland (McMillan kick), 2Q – 5:57  
 UH – Lopasky 70 punt return (McMillan kick), 2Q – 3:58  
 UH – McMillan 4 pass from Roland (McMillan kick), 2Q – 0:18  
 MU – Kellerman 1 run (Jencks kick), 3Q – 4:50  
 UH – Lopasky 4 run (McMillan kick), 3Q – 1:14  
 MU – Neumeier 11 run (Jencks kick), 4Q – 12:14  
 UH – Lopasky 14 pass from Roland (McMillan kick), 4Q – 6:15

	MU	UH
First Downs	17	18
Rushing Yards	34-54	40-207
Passing Yards	265	206
Passing (C-A-I)	17-40-2	13-19-1
Total Offense	74-319	59-413
Fumbles-Lost	1-0	0-0
Penalties-Yards	7-83	7-61
Punts - Avg.	5-38.2	3-41.3

Rushing – UH: Brezina 11-55, Roland 7-48; MU: Longworth 6-27.  
 Passing – UH: Roland 11-17-1-199; MU: Kellerman 17-40-2-205.  
 Receiving – UH: Lopasky 3-81, Brezina 2-58;  
 MU: Myers 5-75, Jencks 5-75.

Attendance: 20,000

2016 SEASON

COACHING STAFF

THE COUGARS

SEASON REVIEW

HISTORY & RECORDS





## BOWL HISTORY

2016 SEASON

COACHING STAFF

THE COUGARS

SEASON REVIEW

HISTORY & RECORDS

### 1969 BLUEBONNET BOWL

Houston 36, Auburn 7

Dec. 31, 1969 • Houston Astrodome • Houston

A match-up between two of the top offensive teams in the country saw the Houston defense carry the day as the Cougars shut down Auburn to win the 1969 Astro-Bluebonnet Bowl, 36-7, in the Astrodome. The crowd of 55,203 saw Bill Yeoman's Cougars finish the year with their ninth straight victory and a No. 12 ranking in the final Associated Press poll.

Houston halfback Jim Strong gained 184 yards on 32 carries to lead the UH offense and gain MVP honors. Defensively, Glen Lewis and Ronny Peacock were the Cougars' stars on a unit which allowed Auburn only one yard rushing in the game. Lewis recorded eight tackles and blocked a field goal while Peacock was in on four tackles and deflected four passes.

Auburn's Terry Beasley fumbled the opening kickoff and Houston safety Nick Holm recovered to set up the Cougars' first touchdown, a one-yard run by quarterback Gary Mullins just 3:30 into the game. Following an Auburn punt, the Cougars drove 70 yards in 14 plays and Carlos Lopez kicked a 27-yard field goal to give UH a 10-0 lead at the start of the second quarter.

The UH defense stymied Auburn and sophomore quarterback Pat Sullivan again on the Tigers' next possession, forcing a punt. On first-and-10 from its own 16-yard line, Strong galloped 74 yards to the Auburn 10, setting up Houston's second touchdown, which he scored on a one-yard run. Lopez' PAT missed, but Houston led 16-0 with 11:44 remaining in the half.

The teams traded punts until Auburn's Mickey Zofko completed a 36-yard halfback option pass to receiver Connie Frederick for the Tigers' only score. At halftime, Houston led 16-7.

The Tigers would get no closer. Houston scored 20 points on three touchdowns in the second half. Ted Heiskell's one-yard touchdown run came at the end of an eight-play, 71-yard drive. The two-point conversion pass failed, but UH led 22-7.

After a scoreless remainder of the quarter, Houston put the Tigers away on its first drive of the final period. Strong scored his second touchdown of the day, on a 12-yard run. A 20-yard pass from back-up quarterback Rusty Clark to Tommy Mozisek with 35 seconds left provided the final margin.

The two teams combined to break or tie 22 Bluebonnet Bowl records. Houston totaled 516 yards on 83 plays in the game, while Auburn netted just 189 total yards, including 188 passing.

#### GAME STATISTICS

Auburn	0	7	0	0	7
Houston	7	9	6	14	36

**UH – Mullins 1 run (Lopez kick), 1Q – 11:30**

**UH – Lopez 27 field goal, 2Q – 14:50**

**UH – Strong 1 run (kick failed), 2Q – 11:44**

**AU – Frederick 36 pass from Zofko (Riley kick), 2Q – 3:36**

**UH – Heiskell 1 run (pass failed), 23Q – 11:09**

**UH – Strong 12 run (Lopez kick), 4Q – 11:48**

**UH – Mozisek pass from Clark (Lopez kick), 4Q – 0:35**

	AU	UH
First Downs	14	25
Rushing Yards	25-1	64-376
Passing Yards	188	140
Passing (C-A-I)	13-37-2	10-19-2
Total Offense	62-189	83-516
Fumbles-Lost	1-1	2-1
Penalties-Yards	4-26	6-63
Punts - Avg.	6-39.8	2-42.5

**Rushing – UH:** Strong 32-184-2, Heiskell 10-70-1, Mullins 13-54-1; **AU:** Zofko 12-31.

**Passing – UH:** Mullins 9-17-2-120; **AU:** Sullivan 10-30-1-132.

**Receiving – UH:** Wright 4-62, Thomas 2-35; **AU:** Beasley 6-76, Frederick 3-59.

**Attendance:** 53,203

### 1971 BLUEBONNET BOWL

Colorado 29, Houston 17

Dec. 31, 1971 • Houston Astrodome • Houston

Colorado's 16 second-quarter points lifted the Buffaloes to a 29-17 victory over 15th-ranked Houston before a crowd of 54,720 in the Astrodome. The loss was Houston's first in four bowl games and gave the Cougars a 9-3 final record.

Colorado tailback Charlie Davis led CU by rushing for a bowl-record 202 yards on 37 carries while Houston turned the ball over three times. Cougar tailback Robert Newhouse led the UH attack with 168 yards rushing on 35 carries and scored both Houston touchdowns on the day. Houston defensive lineman Butch Brezina was named the Cougars' Most Outstanding Player with 10 total tackles and two passes broken up.

Davis put the Buffs on top early with a 27-yard touchdown run on Colorado's first possession after a 70-yard, nine-play drive. J.B. Dean added the extra point to give CU a 7-0 lead.

Houston responded with a 79-yard, 15-play drive. Newhouse scored from the two after gaining 42 yards on the drive, and Ricky Terrell kicked the PAT to tie the game at seven. UH linebacker Bill Hamrick intercepted Colorado quarterback Ken Johnson to set up the Cougars' second touchdown, a five-yard Newhouse run with 1:14 left in the first quarter.

Colorado got the ball back and drove 61 yards in 10 plays, with Larry Brunson scoring on a five-yard pass from Johnson to pull CU within one. J.B. Dean's extra point failed and the Cougars clung to a 14-13 lead.

Colorado took the lead for good on its next possession. Johnson's 38-yard run on the quarterback keeper keyed an 80-yard, 15-play drive and Dean hit a 32-yard field goal with 5:03 left in the half to give CU a 16-13 lead.

After Houston fumbled the ball on the kickoff, Colorado went on the attack again. Davis scored on a one-yard run, and Dean added the PAT for a 23-14 lead that would prove to be insurmountable.

Houston drove to the Colorado 14 to open the third period, but tight end Riley Odoms fumbled and the Buffs' Lorne Richardson recovered to stymie the Cougars. The teams traded punts until Houston took advantage of a Davis fumble, Terrell hitting a 29-yard field goal for the only score of the third.

The Cougars would get no closer as Johnson scored for the Buffaloes with 3:48 left in the game to account for the final 12-point margin.

#### GAME STATISTICS

Houston	14	0	3	0	17
Colorado	7	16	0	6	29

**CU – Davis 27 run (Dean kick), 1Q – 11:24**

**UH – Newhouse 2 run (Terrell kick), 1Q – 5:22**

**UH – Newhouse 5 run (Terrell kick), 1Q – 1:14**

**CU – Brunson 5 pass from Johnson (kick failed), 2Q – 13:20**

**CU – Dean 32 field goal, 2Q – 5:03**

**CU – Davis 1 run (Dean kick), 2Q – 1:13**

**UH – Terrell 29 field goal, 3Q – 2:16**

**CU – Johnson 1 run (pass failed), 4Q – 3:48**

	UH	CU
First Downs	19	24
Rushing Yards	50-219	62-333
Passing Yards	173	62
Passing (C-A-I)	11-25-1	7-17-1
Total Offense	76-392	79-398
Fumbles-Lost	2-2	4-0
Penalties-Yards	2-47	7-52
Punts - Avg.	2-37.5	3-32.0

**Rushing – UH:** Newhouse 35-168-2, Mozisek 11-43; **CU:** Davis 37-202-2, Johnson 16-81-1.

**Passing – UH:** Mullins 11-25-1-173; **CU:** Johnson 6-16-1-51-1.

**Receiving – UH:** Orchin 6-94, Odoms 4-51; **CU:** Nichols 2-28, Brunson 2-16-1

**Attendance:** 54,720



## BOWL HISTORY

### 1973 BLUEBONNET BOWL

Houston 47, Tulane 7

Dec. 29, 1973 • Houston Astrodome • Houston

Houston topped off its winningest season ever by overwhelming Tulane, 47-7, in the 15th Annual Bluebonnet Bowl. With its victory over the Green Wave, the Cougars finished the season 11-1, which still ranks as one of the top two years in UH history.

Bill Yeoman's potent Triple Veer offense was at its best again in the Bluebonnet Bowl as a pair of players — Marshall Johnson and Donnie McGraw — gained over 100 yards rushing in the game. In all, the Cougars piled up 655 yards of total offense, including 402 on the ground. Flanker Bryan Willingham collected 105 yards on three catches while quarterback D.C. Nobles completed eight-of-13 passes for 201 yards.

Johnson gave early notice that it would be a long night for Tulane by speeding 75 yards on the Cougars' second offensive play to give UH a 7-0 lead. The Cougars extended that lead to 21-0 in the second period on a pair of Leonard Parker runs.

Tulane got on the scoreboard just before halftime on a 32-yard pass from Buddy Gilbert to Tom Fortner, cutting Houston's margin to 21-7 at the half.

The Cougars tallied four more rushing touchdowns in the second half while the UH defense held Tulane scoreless. Linebacker Deryl McGallion led the Houston defense on the day and was named the Most Outstanding Defensive Player. Houston forced nine Tulane punts and allowed the Green Wave only 10 first downs and 173 total yards on the day. Cougar defenders picked off four Tulane passes.

Quarterback Nobles scored on a keeper with 6:42 left in the third period to extend Houston's lead to 28-7. After a turnover, McGraw scored the first of his two touchdowns on a one-yard run with 5:28 left in the third.

McGraw added a 32-yard touchdown run to start the fourth quarter while backup QB David Husmann ended the scoring with a seven-yard run in the fourth.

A crowd of 44,358 saw UH post its record-setting 11th win and finish the year ranked ninth in the final Associated Press poll.

#### GAME STATISTICS

Tulane	0	7	0	0	7
Houston	7	14	14	12	47

- UH — Johnson 75 run (Terrell kick), 1Q — 12:13
- UH — Parker 1 run (Terrell kick), 2Q — 8:41
- UH — Parker 3 run (Terrell kick), 2Q — 1:24
- TU — Fortner 32 pass from Gilbert (Falgout kick), 2Q — 1:06
- UH — Nobles 2 run (Terrell kick), 3Q — 6:42
- UH — McGraw 1 run (Terrell kick), 3Q — 5:28
- UH — McGraw 32 run (kick failed), 4Q — 13:41
- UH — Husmann 7 run (kick failed), 4Q — 6:53

	TU	UH
First Downs	10	26
Rushing Yards	43-102	58-402
Passing Yards	71	253
Passing (C-A-I)	6-21-4	12-20-1
Total Offense	173	655
Fumbles-Lost	2-1	6-4
Penalties-Yards	4-26	5-55
Punts - Avg.	9-39.2	3-43.3

- Rushing — UH: Johnson 5-114, McGraw 13-108; TU: Bynum 12-40.
- Passing — UH: Nobles 8-13-0-201; TU: Foley 4-16-4-32, Gilbert 2-5-0-39.
- Receiving — UH: Willingham 3-105, Scalise 2-15; TU: Thibodeaux 2-19.
- Attendance: 44,358

### 1974 BLUEBONNET BOWL

Houston 31, NC State 31

Dec. 23, 1974 • Houston Astrodome • Houston

In an offensive shootout at the 16th Annual Bluebonnet Bowl, Houston and North Carolina State combined to score 35 points in the final quarter on the way to a 31-31 tie before a crowd of 35,122 at the Astrodome.

The crowd saw the two teams pile up 876 yards of total offense, including 479 yards on the ground, with 45 first downs. Houston's John Housman gained 134 yards rushing on 21 carries and added a pair of touchdown runs as UH finished the year with an 8-3-1 overall record.

The first quarter was far from an indication of things to come as NC State earned the only points of the period on a 37-yard field goal by John Huff with 6:48 on the clock.

The Cougars evened the score early in the second stanza on Lennard Coplin's 21-yard field goal. Housman gained 38 yards on the drive that stalled at the NC State three.

The Wolfpack took a 10-3 halftime lead, but had been out-gained by UH, 175-123. Houston tied the score at 10 on a one-yard run by Housman at 9:32 of the third quarter. NC State came right back with a scoring drive of its own, with Dave Buckley hooking up with fullback Stan Fritts for the seven-yard touchdown pass to take the lead.

Then, the fireworks began. Houston tied the score on the first play of the fourth quarter on a 10-yard Johnson run, capping a 75-yard drive. Two possessions later, the Cougars took their first lead of the game on a Bluebonnet Bowl record 73-yard touchdown pass from quarterback Bubba McGallion to split end Eddie Foster. Coplin added the extra point and UH led, 24-17.

The Cougars extended their lead to 31-17 after an interception and 41-yard return by free safety Joe Rust gave UH the ball on the NC State 16-yard line. Four plays later, Housman hit paydirt on a five-yard run and UH led by two touchdowns.

NC State came back after a McGallion fumble stopped a UH drive. A couple of Buckley to George Gantt completions set up fullback Tommy London for a 9-yard touchdown run with 3:38 left in the game. The Wolfpack's 2-point conversion attempt failed, and Houston held on to a 31-23 lead.

The ensuing onside kick was recovered by State and after two plays netted 19 yards, Buckley hit tight end Pat Hovance with a 27-yard pass to the one. He scored on a quarterback sneak and Fritts ran for the 2-point conversion to tie the game.

Houston's comeback attempt died when McGallion was sacked and the Cougars punted with 27 seconds remaining. Buckley's last-ditch pass was intercepted by Rust, who fell to the ground as time ran out, ending one of the most exciting bowl games in school history.

#### GAME STATISTICS

NC State	3	7	7	14	31
Houston	0	3	7	21	31

- NCST — Huff 37 field goal, 1Q — 6:48
- UH — Coplin 21 field goal, 1Q — 14:56
- NCST — Hooks 11 run (Huff kick), 1Q — 2:12
- UH — Housman 1 run (Coplin kick), 3Q — 9:32
- NCST — Fritts 7 pass from Buckley (Huff kick), 3Q — 5:47
- UH — Johnson 10 run (Coplin kick), 4Q — 14:56
- UH — Foster 73 pass from McGallion (Coplin kick), 4Q — 9:38
- UH — Housman 5 run (Coplin kick), 4Q — 7:55
- NCST — London 9 run (pass failed), 4Q — 3:38
- NCST — Buckley 1 run (Fritts run), 4Q — 2:17

	NCST	UH
First Downs	20	25
Rushing Yards	41-154	69-343
Passing Yards	200	179
Passing (C-A-I)	18-30-2	8-14-2
Total Offense	71-354	83-522
Fumbles-Lost	5-1	5-3
Penalties-Yards	1-15	3-35
Punts - Avg.	6-36.0	2-44.5

- Rushing — UH: Housman 21-134, McGraw 10-62, Johnson 12-54; NCST: Fritts 16-89, Hooks 8-29.
- Passing — UH: McGallion 8-14-2-178; NCST: Buckley 18-28-2-200.
- Receiving — UH: Bass 5-92, Foster 1-73; NCST: Fritts 5-33, Hovance 3-78.
- Attendance: 35,122

2016 SEASON

COACHING STAFF

THE COUGARS

SEASON REVIEW

HISTORY & RECORDS



## BOWL HISTORY

2016 SEASON

COACHING STAFF

THE COUGARS

SEASON REVIEW

HISTORY & RECORDS

### 1977 COTTON BOWL

Houston 30, Maryland 21

Jan. 1, 1977 • Cotton Bowl • Dallas

Houston stunned the Southwest Conference by winning the conference title in its first year of competition in the league, earning its first trip to a New Year's Day bowl. Then, the Cougars stunned fifth-ranked and undefeated Maryland, 30-21, in the 41st Annual Cotton Bowl Classic to achieve its highest final national ranking ever.

UH jumped out to a quick 21-0 lead on the Terps, and that lead, as well as a strong defensive showing in the second half, carried the Cougars to victory. Running backs Alois Blackwell and Dyral Thomas each gained over 100 yards with Blackwell's 149 yards on 22 carries leading Houston. His success came against a Maryland defense ranked second in the nation in rushing defense, and he was named the game's Most Valuable Offensive Player. UH cornerback Mark Mohr, who made seven tackles, broke up two passes, blocked a punt and recovered a fumble, was the Defensive MVP.

Houston's first score came on an 11-yard run by Thomas with 6:27 to go in the first quarter. The Cougars drove 80 yards in 11 plays with Blackwell's 23-yard gain highlighting the march.

Mohr blocked Maryland punter Mike Sochko's kick, giving UH possession on the 38. Two plays later, Blackwell broke through a hole and went 33 yards for the touchdown.

Another Maryland mistake, this one a fumble on the kickoff recovered by Mohr, returned the ball to Houston on the Terps 24-yard line. Five straight rushing plays resulted in Blackwell's one-yard run and a 21-0 UH lead. Maryland had surrendered only 22 total points in the first quarter in the first 11 games of the year.

Maryland came back with a six-yard scoring run by quarterback Mark Manges. Both defenses tightened and the teams exchanged punts until Houston began a drive at its own three-yard line with 3:17 left in the half. A pair of runs by Davis and Blackwell netted 29 yards, and on second-and-six from the Maryland 33, split end Don Bass grabbed Davis' pass (one of just two first-half passes) and went the distance. Lennard Coplin's kick failed, but Houston owned a 27-7 halftime lead.

Maryland drove to the Houston four on its first possession of the second half, but on fourth and goal UM wingback Chuck White was stopped short of the goal line by UH's Vincent Greenwood. Thomas fumbled, giving Maryland the ball on the UH 35. This time the Terps converted with an 11-yard completion from Manges to tight end Eric Sievers.

Another UH fumble put Maryland on the Houston 30 three series later, and again the Terps capitalized. Fullback Tim Wilson went over from the one, and the extra point closed the UH lead to 27-21 with 8:46 left in the game.

After a punt by each team, Houston regained the ball on its own seven and embarked on a 14-play, 81-yard drive that would result in a game-clinching field goal by Coplin. The key play came on fourth-and-one on the Maryland 41 with 1:56 left when Thomas went 32 yards for the first down. When the drive stalled at the 12, Coplin hit a 28-yard field goal to seal the win and the No. 4 final ranking.

#### GAME STATISTICS

Maryland	0	7	7	7	21
Houston	21	6	0	3	30

UH – Thomas 11 run (Coplin kick), 1Q – 6:27  
 UH – Blackwell 33 run (Coplin kick), 1Q – 3:13  
 UH – Blackwell 1 run (Coplin kick), 1Q – 0:51  
 UM – Manges 6 run (Loncar kick), 2Q – 9:36  
 UH – Bass 33 pass from Davis (kick failed), 2Q – 0:55  
 UM – Sievers 11 pass from Manges (Sochko kick), 3Q – 1:41  
 UM – Wilson 1 run (Sochko kick), 4Q – 8:46  
 UH – Coplin 28 field goal, 4Q – 0:18

	UM	UH
First Downs	17	20
Rushing Yards	40-120	64-320
Passing Yards	179	108
Passing (C-A-I)	17-32-0	5-8-0
Total Offense	72-299	72-428
Fumbles-Lost	1-1	4-3
Penalties-Yards	8-80	5-22
Punts - Avg.	6-43.7	4-35.8

Rushing – UH: Blackwell 22-149, Thomas 14-104; UM: Scott 11-47, Manges 14-32.

Passing – UH: Davis 5-8-0-108; UM: Manges 17-32-0-179.

Receiving – UH: Foster 3-62, Bass 1-33; UM: Kinney 5-72; Wilson 5-26.

Attendance: 58,500 (estimated)

### 1979 COTTON BOWL

Notre Dame 35, Houston 34

Jan. 1, 1979 • Cotton Bowl • Dallas

In bone-chilling cold, Notre Dame made one of the greatest comebacks in bowl history, scoring 23 points in the final 7:37 to record a 35-34 win over Houston in the 43rd Annual Cotton Bowl Classic. The game will be forever remembered, not only for the cold and the comeback, but as the "coming out" party for Fighting Irish quarterback Joe Montana, who would go on to become one of the best quarterbacks in NFL history.

The Irish scored the game-winning touchdown with no time left on the clock when Montana tossed an eight-yard pass to split end Kris Haines. Kicker Joe Unis' PAT provided the difference in a heart-wrenching loss for UH.

Houston had scored 34 straight points after Notre Dame took a 12-0 lead in the first quarter. The Irish scored on a three-yard Montana run and a one-yard rush by fullback Pete Buchanan on successive drives in the first to take the lead. Both conversion attempts failed.

After ND's Dave Waymer fumbled a punt, Houston gained the ball on the Notre Dame 12, and two plays later, quarterback Danny Davis threw a 15-yard touchdown pass to split end Willis Adams. The score stood at 12-7 at the end of the first quarter.

A bevy of fumbles, interceptions and near interceptions marked second quarter action with most of the balls bouncing Houston's way. On fourth-and-goal, fullback Randy Love bulled over from the one to cap a six-play, 21-yard drive and give UH a 14-12 lead. Kenny Hatfield intercepted a Montana pass on the next possession and his 25-yard return put the Cougars on the Notre Dame 25. Hatfield was true on the 21-yard field goal.

Another Montana interception led to Hatfield's second three-pointer of the quarter, and a 20-12 UH halftime lead. The field goal, with just three seconds left in the half, came after a 39-yard, seven-play drive highlighted by a 16-yard completion from Davis to Eric Herring. Hatfield hit the cross bar, but his 34-yarder bounced over and was good.

Houston scored on a pair of Davis runs in the third period. His first score, from two yards out, ended a 38-yard, eight-play drive. UH's Bobby Harrison blocked Notre Dame kicker Dick Boushka's punt and the Cougars turned that turnover into seven points on Davis' five-yard touchdown run at 4:40.

The fourth quarter was a battle of field position until Notre Dame blocked UH punter Jay Wyatt's kick and took over on the Houston 11. Three plays resulted in a loss of three yards and on fourth-and-13 from the UH 14, Montana's pass was incomplete. However, UH could not move the ball, and Wyatt's next punt was also blocked. This one was recovered by Irish strong safety Steve Cichy and returned 33 yards for a Notre Dame touchdown. The two point conversion from Montana to Vagas Ferguson was good and Houston's lead stood at 34-20.

Notre Dame's defense held, forcing another Wyatt punt. Montana completed two passes for 47 yards, then used a pass interference call to reach the Houston three. On third down from the two, Montana scampered in for the score. He then hit Haines with the two-point conversion pass to make it a six-point game.

Houston was forced to punt again, but the Irish's next drive ended when Montana fumbled with less than two minutes on the clock and UH's Tommy Ebner recovered. Houston advanced to its 29, and on fourth-and-one, sent running back Emmett King over left tackle to try and run out the clock. King was stopped for no gain, and Notre Dame and Montana had 29 yards to go in 28 seconds.

Montana gained 11 yards around right end on first down, then passed for 10 to Haines. After an incompleting, the Notre Dame QB hit Haines from eight yards out for the tying score. Unis' PAT completed the comeback.

#### GAME STATISTICS

Notre Dame	12	0	0	23	35
Houston	7	13	14	0	34

ND – Montana 3 run (kick failed), 1Q – 6:55  
 ND – Buchanan 1 run (pass failed), 1Q – 4:40  
 UH – Adams 15 pass from Davis (Hatfield kick), 1Q – 0:17  
 UH – Love 1 run (Hatfield kick), 2Q – 6:27  
 UH – Hatfield 21 field goal, 2Q – 0:03  
 UH – Davis 2 run (Hatfield kick), 3Q – 6:29  
 UH – Davis 5 run (Hatfield kick), 3Q – 4:40  
 ND – Cichy 33 punt return (Ferguson pass from Montana), 4Q – 7:25  
 ND – Montana 2 run (Haines pass from Montana), 4Q – 4:15  
 ND – Haines 8 pass from Montana (Unis kick), 4Q – 0:00

	ND	UH
First Downs	13	16
Rushing Yards	40-131	63-229
Passing Yards	163	60
Passing (C-A-I)	13-37-4	4-13-0
Total Offense	77-294	76-289
Fumbles-Lost	3-3	6-3
Penalties-Yards	8-74	6-39
Punts - Avg.	7-26.3	10-25.5

Rushing – UH: Davis 19-76, King 21-74, Love 22-73; ND: Heavens 16-71, Montana 7-26.

Passing – UH: Davis 4-12-0-60; ND: Montana 13-34-4-163.

Receiving – UH: Adams 2-35; ND: Heavens 4-60, Haines 4-31.

Attendance: 72,000 (35,000 no-shows)





## BOWL HISTORY

### 1980 COTTON BOWL

Houston 17, Nebraska 14

Jan. 1, 1980 • Cotton Bowl • Dallas

Houston quarterback Terry Elston hit Eric Herring with a six-yard touchdown pass with 12 seconds left to give the Cougars a 17-14 victory over seventh-ranked Nebraska in the 1980 Cotton Bowl. The victory lifted UH to an 11-1 record on the year, tying the most wins in school history, and a No. 5 final national ranking.

The Houston defense limited a potent Nebraska offense to just 227 yards on the day, less than half of their season average. The Cornhuskers, featuring Jarvis Redwine and I.M. Hipp, gained just 136 yards on 41 carries and tallied only 13 first downs in the game. Elston led Houston with 87 yards rushing on 22 carries while fullback John Newhouse added 64 yards. Herring caught five passes for 51 yards.

Nebraska jumped out to a 7-0 lead in the first quarter on a nine-yard scoring run by Redwine. The teams then traded punts until Houston tied the game on Elston's eight-yard run and Kenny Hatfield's extra point at 12:17 of the second quarter. Elston's 27-yard pass to Lonell Phea on third-and-six to the Nebraska 15 proved to be the key play of the drive.

Through the next two quarters, the teams traded punts and turnovers with neither team reaching its opponents' 30. The entire third quarter, in fact, was a series of "three and outs."

Then Houston embarked on a 59-yard, 13-play drive that resulted in a 41-yard Hatfield field goal. Again, Elston hit Phea for a gain of 20 on the drive, which reached the Nebraska 24 before Hatfield's kick. Houston took a 10-7 lead with 8:25 left.

Houston forced another Nebraska punt, but gave the ball back one play later when Newhouse fumbled. From first down on the Houston 31, the Cornhuskers drove to the six, where Quinn hit tight end Jeff Finn with a six-yard touchdown pass. Dean Sukup added the extra point to give NU a 14-10 lead with less than four minutes to play.

Starting on its own 34, the Cougars began a purposeful march downfield. Twice, they converted on third downs until reaching the Nebraska 20 with 59 seconds to play. An Elston to Herring hookup gained 11, but the next three plays netted just five yards, and the Cougars faced fourth-and-goal from the six with 19 seconds left.

Then Elston found Herring cutting across the goal line for the touchdown, and Hatfield added the extra point to give UH a come-from-behind Cotton Bowl victory of its own.

#### GAME STATISTICS

Nebraska	7	0	0	7	14
Houston	0	7	0	10	17

NU – Redwine 9 run (Sukup kick), 1Q – 5:13  
 UH – Elston 8 run (Hatfield kick), 2Q – 12:17  
 UH – Hatfield 41 field goal, 4Q – 8:25  
 NU – Finn 6 pass from Quinn (Sukup kick), 4Q – 3:56  
 UH – Herring 6 pass from Elston (Hatfield kick), 4Q – 0:12

	NU	UH
First Downs	13	18
Rushing Yards	41-136	61-206
Passing Yards	91	119
Passing (C-A-I)	11-27-1	9-19-0
Total Offense	63-227	80-325
Fumbles-Lost	1-1	7-3
Penalties-Yards	7-90	2-22
Punts - Avg.	10-40.6	7-42.0

Rushing – UH: Elston 22-87, Newhouse 15-64; NU: Redwine 17-58, Franklin 12-40.

Passing – UH: Elston 9-16-0-119; NU: Quinn 10-19-1-78.

Receiving – UH: Herring 5-51, Phea 2-47; NU: Brown 5-30, Miller 2-26.

Attendance: 72,000

### 1980 GARDEN STATE BOWL

Houston 35, Navy 0

Dec. 22, 1980 • Giants Stadium • East Rutherford, N.J.

Houston put on one of its most impressive offensive and defensive performances of the season in downing Navy, 35-0, in Garden State Bowl III at Giants Stadium in East Rutherford, N.J.

Running back Terald Clark sparked the offense with 163 yards on 26 carries and three touchdowns, while All-America linebacker Leonard Mitchell made key tackles, recovered a fumble and broke up a pass to lead UH defensively. The Cougars gained 405 of their 450 yards on the ground, while limiting Navy to just 200 yards in total offense. Navy had brought the nation's sixth-rated defense and 10th-best rushing defense into the game, but turnovers and special teams blunders cost the Midshipmen.

Houston scored on its first drive, going 31 yards on eight plays after a Navy fumble to take a 7-0 lead. Clark scored on a one-yard run and Jeff Shaffer added the PAT.

A blocked punt by UH's Leo Truss helped lead to Houston's next score, a one-yard effort by quarterback Terry Elston. Clark gained 25 yards on the 43-yard drive as all 10 plays were on the ground. The Cougars took a 14-0 lead after one quarter.

Houston added two more touchdowns in the second period, while Navy kicker Steve Fehr missed a 27-yard field goal, spoiling the Middies' best scoring chance of the day. At 7:51 of the second quarter, Houston's David Barrett scored on a 14-yard run after a 69-yard, seven-play drive.

Navy fumbled the ball on the kickoff and UH's Calvin Eason recovered on the Navy 26. Clark went all 26 yards on the first play behind a block by guard Jeff Faniel, and Elston scored the two-point conversion on a keeper to give UH a 28-0 halftime lead.

The Cougars scored the final points of the contest on their first drive of the second half. After a 71-yard, 13-play march, Clark scored from the two to notch his third touchdown of the day and give UH an insurmountable 35-0 lead.

Clark, a senior, was named the game's Most Outstanding Player.

#### GAME STATISTICS

Houston	14	14	7	0	35
Navy	0	0	0	0	0

UH – Clark 1 run (Shaffer kick), 10:41  
 UH – Elston 1 run (Shaffer kick), 3:43  
 UH – Barrett 14 run (kick failed), 7:51  
 UH – Clark 26 run (Elston run), 7:38  
 UH – Clark 2 run (Shaffer kick), 9:48

	UH	NAVY
First Downs	24	12
Rushing Yards	78-405	35-135
Passing Yards	45	65
Passing (C-A-I)	3-7-1	7-25-1
Total Offense	85-450	60-200
Fumbles-Lost	8-3	4-2
Penalties-Yards	4-39	2-26
Punts - Avg.	2-35.5	6-29.7

Rushing – UH: Clark 26-163, Polk 17-76, Barrett 9-61-1; Navy: Tolbert 7-53, Sherlock 15-41.

Passing – UH: Elston 1-4-0-28, Chinn 2-3-1-17; Navy: Reitzel 5-12-1-42, Tarquinio 2-12-0-23.

Receiving – UH: Miller 1-28, Phea 1-11; Navy: Papajohn 3-36, Dent 2-23.

Attendance: 41,417

2016 SEASON

COACHING STAFF

THE COUGARS

SEASON REVIEW

HISTORY & RECORDS



## BOWL HISTORY

2016 SEASON

COACHING STAFF

THE COUGARS

SEASON REVIEW

HISTORY & RECORDS

### 1981 SUN BOWL

Oklahoma 40, Houston 14

Dec. 26, 1981 • Sun Bowl • El Paso, Texas

Oklahoma scored 30 points in the fourth quarter to break open a close game and hand Houston its worst bowl defeat ever, 40-14, at the 47th Annual Sun Bowl in El Paso, Texas.

Oklahoma's Fred Sims gained 181 yards on 15 carries and quarterback Darrell Shepard added 107 yards and two rushing touchdowns to lead the Sooners. UH quarterback Lionel Wilson completed 17-of-28 passes for 216 yards to lead the Cougar offense, but Houston committed four turnovers in the game, including one very costly one.

A fumble on what looked like a sure Houston touchdown proved to be the turning point in the game. Following the fumble, Oklahoma scored on four straight possessions to cement the victory.

Trailing 10-7, UH halfback Robert Durham caught a Wilson pass at the OU 47-yard line and had open territory to the end zone. But Oklahoma defender Elbert Watts knocked the ball loose at the three and it went out of the end zone for a touchback. Oklahoma took over on its 20 and advanced quickly to the Cougar nine on Shepard's 42-yard run. Three plays later, Shepard went one yard up the middle for the touchdown and a 17-7 Oklahoma lead.

From there the wheels began to come off. After a 14-yard Houston punt, Oklahoma's Michael Keeling ended a Sooner drive by kicking his second field goal of the day – this from 49 yards out – to boost the Sooners' lead to 20-7.

The Cougars' next possession ended in a fumble, and Sims soon broke a 30-yard run for a score and a 27-7 Oklahoma lead. Houston answered with its last touchdown of the day, going 74 yards on 13 plays. Donald Jordan scored on a six-yard run and Mike Clendenen added the point after, but UH trailed 27-14 with less than three minutes remaining.

Oklahoma recovered UH's onside kick attempt and Sims ripped off another long run, this one of 48 yards, to set up Ron Mills' two-yard score. Keeling missed the PAT, but it was the only thing that went wrong for OU in the quarter. The Sooners scored their final touchdown on a 28-yard interception return by defensive end John Truitt, ending a nightmare quarter for Houston.

Shepard was named the game's MVP. Houston ended its season, the third straight in which it went to a bowl game, with a 7-4-1 record.

#### GAME STATISTICS

Houston	0	7	0	7	14
Oklahoma	7	0	3	30	40

OU – Shepard 34 run (Keeling kick), 1Q – 5:05  
 UH – Wilson 1 run (Clendenen kick), 2Q – 3:39  
 OU – Keeling 32 field goal, 3Q – 4:09  
 OU – Shepard 1 run (Keeling kick), 4Q – 13:07  
 OU – Keeling 49 field goal, 4Q – 8:03  
 OU – Sims 30 run (Keeling kick), 4Q – 6:19  
 UH – Jordan 6 run (Clendenen kick), 4Q – 2:55  
 OU – Mills 2 run (kick failed), 4Q – 1:30  
 OU – Truitt 28 interception return (Keeling kick), 4Q – 1:16

	UH	OU
First Downs	26	15
Rushing Yards	59-157	54-409
Passing Yards	228	-2
Passing (C-A-I)	18-29-1	1-5-1
Total Offense	88-385	59-407
Fumbles-Lost	4-3	2-1
Penalties-Yards	2-27	7-48
Punts - Avg.	6-37.0	5-38.6

Rushing – UH: Polk 19-74, Franklin 4-29; OU: Sims 15-181, Shepard 17-107.  
 Passing – UH: Wilson 17-21-1-216; OU: Shepard 1-5-1-(-2).  
 Receiving – UH: Ford 6-52, Phea 4-48; OU: Ross 1-(-2).

Attendance: 33,816

### 1985 COTTON BOWL

Boston College 45, Houston 28

Jan. 1, 1985 • Cotton Bowl • Dallas, Texas

Heisman Trophy winner Doug Flutie brought his Boston College Eagles to Dallas, but it was the rushing of Flutie's backfield mates that proved the difference in BC's 45-28 victory over Houston in the 49th Annual Cotton Bowl.

Flutie threw for 180 yards and three touchdowns, but completed only 13-of-37 throws on the day and was intercepted twice. Running backs Troy Stradford and Mike Strachan teamed to doom Houston; Stradford gained 196 yards on 20 carries while Strachan added 91 yards on 23 rushes and was named the game's MVP.

The game was a series of scoring runs. Boston College would jump out to an advantage, and Houston would battle back. The pattern continued until the fourth quarter when the Eagles would not let UH answer after it extended a 31-28 lead to the final margin of 45-28.

Boston College jumped out to a 14-0 first quarter advantage on a pair of Flutie touchdown passes. A 63-yard completion to Kelvin Martin started the scoring, and an eight-yard pass from Flutie to Stradford followed a UH fumble. Houston answered immediately when Earl Allen took the ensuing kickoff 98 yards for a touchdown. Mike Clendenen kicked the extra point, and the Cougars trailed 14-7.

An interception by the Eagles led to a 31-yard field goal by BC's Kevin Snow at the end of the first quarter.

Boston College added two touchdowns to extend its lead to 31-7. Flutie hit Gerard Phelan, who caught seven passes in the first half, over the middle for a 13-yard touchdown after driving BC 53 yards in five plays. UH quarterback Gerald Landry was then intercepted on Houston's next play, and once again Boston College capitalized. Strachan scored on a two-yard run after Flutie had picked up 27 yards on a scramble to the two.

Houston came back before the half when Landry hit Larry Shepherd with a 15-yard touchdown pass. Landry's 38-yard completion to tight end Carl Hilton was the biggest play of the UH scoring drive.

The Cougars made it close in the third. After five punts to start the period, Houston mounted a scoring march, thanks to a 26-yard Landry to Hilton completion and a 33-yard run by Raymond Tate to set up Tate's two-yard touchdown jaunt. Then, Audrey McMillian intercepted a Flutie pass at the Boston College 25 and took it back for the touchdown, bringing the Cougars within three at 31-28.

On Houston's next possession, a couple of costly penalties hurt the Cougars and slowed their momentum. Boston College, uncharacteristically, went to its running game, and nine straight rushes resulted in a four-yard Strachan touchdown and a 38-28 BC lead.

Another turnover stopped the Cougars and they were unable to take advantage of Flutie's second interception of the half. Stradford provided the final margin when he scored on an 18-yard run with 1:08 remaining.

Hilton caught five passes for 97 yards for UH, which finished the season with a 7-5 record.

#### GAME STATISTICS

Boston College	17	14	0	14	45
Houston	7	7	14	0	28

BC – Martin 63 pass from Flutie (Snow kick), 8:15  
 BC – Stradford 8 pass from Flutie (Snow kick), 3:28  
 UH – Allen 98 kickoff return (Clendenen kick), 3:14  
 BC – Snow 31 field goal, 0:31  
 BC – Phelan 13 pass from Flutie (Snow kick), 4:38  
 BC – Strachan 2 run (Snow kick), 1:41  
 UH – Shepherd 15 pass from Landry (Clendenen kick), 0:22  
 UH – Tate 2 run (Clendenen kick), 4:04  
 UH – McMillian 25 interception return (Clendenen kick), 3:10  
 BC – Strachan 4 run (Snow kick), 5:45  
 BC – Stradford 18 run (Snow kick), 1:08

	UH	BC
First Downs	15	22
Rushing Yards	42-167	50-353
Passing Yards	154	180
Passing (C-A-I)	9-29-2	13-37-2
Total Offense	71-321	87-533
Fumbles-Lost	2-1	3-2
Penalties-Yards	7-66	7-64
Punts - Avg.	10-33.0	8-29.9

Rushing – UH: Tate 10-71, Landry 22-66; BC: Stradford 20-196, Strachan 23-91.  
 Passing – UH: Landry 9-29-2-154; BC: Flutie 13-37-2-180.  
 Receiving – UH: Hilton 5-97, Shepherd 2-47; BC: Phelan 7-94, Stradford 4-16-1.

Attendance: 67,781



## BOWL HISTORY

### 1988 ALOHA BOWL

**Washington State 24, Houston 22**  
**Dec. 25, 1988 • Aloha Bowl • Honolulu**

In a battle of Cougars, Washington State scored 24 points in the second quarter and shut down Houston's potent run-and-shoot offense to claim a 24-22 win in the 1988 Aloha Bowl in Honolulu, Hawaii.

Washington State piled up 216 yards rushing and added 154 through the air while holding UH to 68 rushing yards and 309 yards overall. Tailback Steve Broussard led WSU with 139 yards on the ground, and QB Timm Rosenbach threw for 306.

James Dixon started the game off well for UH by taking the opening kickoff 84 yards to the Washington State 15-yard line. The Cougars advanced to the 10 before Roman Anderson's 27-yard field goal gave UH a 3-0 lead.

Washington State drove to the UH four, but Rosenbach was sacked, and his fumble was recovered by Houston's Keith Jenkins. The teams traded punts until WSU's Vernon Todd intercepted an André Ware pass at his own 45-yard line. Broussard bobbled a handoff and fumbled at the UH five, but WSU flanker Victor Wood recovered and took the ball the remaining five yards for the touchdown.

After forcing a Houston punt, WSU started on an 80-yard drive. Rosenbach hit Wood from 15 yards out with 8:39 left in the half, and Jason Hanson's PAT made it WSU 14, UH 3. Ware's next pass was intercepted and returned to the Houston 15. Hanson's 33-yard field goal extended the Cougars' lead to 17-3.

Houston pulled to within eight on its next possession when Ware hit Jason Phillips for a 44-yard completion and Chuck Weatherspoon scored on a one-yard run for UH's first touchdown of the day. However, Roman Anderson missed what would prove to be a crucial extra point attempt following Weatherspoon's score.

Washington State answered with a 10-play, 75-yard drive before halftime. Rosenbach scored from the one, and WSU led 24-9 at the break.

Houston's Cougars were not able to mount a drive in the third quarter until David Dacus replaced Ware with 6:07 on the clock. He quickly hit Kevin Mason with a 53-yard bomb down the right sideline. After a failed conversion pass, Houston trailed 24-15.

Washington State penetrated to the Houston eight, where Alton Montgomery stepped in front of a Rosenbach pass at the goal line and took it all the way back to the WSU 28 for a 72-yard return. Weatherspoon and Dacus combined to take the Cougars the rest of the way, with Weatherspoon earning the touchdown on a shovel pass from Dacus. After the Anderson PAT, Houston trailed by two with 13:16 left in the game.

Washington State's next drive stalled on the UH 34, where Rosenbach's pass on fourth and three fell incomplete. Houston was unable to sustain a drive and the teams exchanged punts. Houston got the ball back with 5:16 left and drove from its own 20 to the WSU 31. From there, Dacus hit Dixon with a 21-yard pass to the 10. Dixon eluded one tackle, but was hit by linebacker Tuineau Alipate and fumbled. The ball rolled to the five, where it was recovered by WSU's Artie Holmes with 2:44 left. WSU ran out the clock to secure the 24-22 victory.

#### GAME STATISTICS

Washington State	0	24	0	0	24
Houston	3	6	6	7	22

**UH – Anderson 27 field goal, 1Q – 13:13**

WSU – Wood 9 fumble recovery (Hanson kick), 2Q – 13:39  
 WSU – Wood 15 pass from Rosenbach (Hanson kick), 2Q – 8:39  
 WSU – Hanson 33 field goal, 2Q – 6:31

**UH – Weatherspoon 1 run (kick failed), 2Q – 4:56**

WSU – Rosenbach 1 run (Hanson kick), 2Q – 0:53

**UH – Mason 53 pass from Dacus (pass failed), 3Q – 4:25**

**UH – Weatherspoon 2 pass from Dacus (Anderson kick), 4Q – 13:16**

	WSU	UH
First Downs	23	13
Rushing Yards	56-154	21-68
Passing Yards	306	241
Passing (C-A-I)	19-36-1	17-40-2
Total Offense	92-460	61-309
Fumbles-Lost	2-1	2-1
Penalties-Yards	11-95	9-58
Punts - Avg.	6-46.0	8-45.4

**Rushing – UH:** Weatherspoon 14-80; **WSU:** Broussard 33-139.

**Passing – UH:** Dacus 8-11-0-153, Ware 8-28-2-44;

**WSU:** Rosenbach 19-36-1-306.

**Receiving – UH:** Mason 2-83-1, Dixon 4-52; **WSU:** Stallworth 8-120.

**Attendance:** 35,132

### 1996 LIBERTY BOWL

**Syracuse 30, Houston 17**  
**Dec. 26, 1996 • Liberty Bowl • Memphis, Tenn.**

Houston's return to post-season play in the 38th Annual St. Jude Liberty Bowl marked a remarkable turnaround for the UH program under Kim Helton.

The Cougars headed into Memphis as one of the hottest teams in the country having won their last three games of the season to earn a share of the Conference USA championship.

On this day the rushing attack of the Orangemen proved to be too much for Houston's defense as UH fell to Syracuse 30-17 in front of 49,163 fans at Liberty Bowl Memorial Stadium and an ESPN national television audience.

Syracuse struck first after the initial kickoff with a four-play, 80-yard touchdown scoring drive. Quarterback Donovan McNabb scored from one yard out to put SU on top 7-0.

Houston returned the favor on its first drive of the game with a four-play, 77-yard scoring drive of its own. Quarterback Chuck Clements hit tailback Antowain Smith twice, including a touchdown reception of 21 yards to even the score at 7-7. A Clements to Scott Regimbald 51-yard pass put the Cougars in scoring position to set up Smith's reception.

With 9:02 left in the second period, the SU rushing attack struck again when fullback Rob Konrad reached the end zone to up the score to 14-7. Later in the quarter Syracuse extended its lead to 16-7 after a snap sailed over the head of Houston punter Ignacio Saucedo as he stood deep in UH territory.

Houston came back before halftime as Smith rushed three times for 63 yards, including a 51-yard jaunt from UH's 46-yard line to SU's 3. He finished the drive with a three-yard touchdown run to pull Houston within two points going into the lockerroom.

The second half was far less eventful as both teams went scoreless in the third quarter. It was not until the clock read 13:52 in the final period that Syracuse's McNabb scored his second touchdown of the day, on a two-yard run, to give the Orangemen a 23-14 lead.

Houston was only able to put three more points on the board as Sebastian Villarreal hit a 23-yard field goal with 10:50 left in the game.

As it turned out, the ground game of Syracuse was just too much for the Cougar defense. Thomas rushed into the endzone from six yards out to put an end to the day's scoring at 30-17.

#### GAME STATISTICS

Syracuse	7	9	0	14	30
Houston	7	7	0	3	17

SU - McNabb 1 run (Trout kick), 1Q – 13:16

**UH - Smith 21 pass from Clements (Villarreal kick), 1Q – 11:48**

SU - Konrad 2 run (Trout kick), 2Q – 9:02

SU - Team safety, 2Q – 3:58

**UH - Smith 3 run (Villarreal kick), 2Q – 0:30**

SU - McNabb 2 run (Trout kick), 4Q – 13:52

**UH - Villarreal 23 field goal, 4Q – 10:50**

SU - Thomas 6 run (Trout), 4Q – 5:29

	SU	UH
First Downs	25	13
Rushes-Yards	64-396	27-124
Passing Yards	76	217
Passing (C-A-I)	4-10-0	14-28-1
Total Offense	74-472	55-341
Return Yards	80	148
Punts-Avg.	4-42.5	3-35.0
Fumbles-Lost	0-0	0-0
Third Down Conv.	9-15	3-11
Penalties-Yards	5-41	5-30
Time of Possession	38:01	21:59

**Rushing – SU:** Thomas 24-205, McNabb 12-53, Jones 7-42,

Konrad 9-41, McIntosh 5-27, Morris 4-27, Maddox 1-13,

Brown 1-4; **UH:** Smith 19-123, Sanford 6-37, Wheeler 1-0.

**Passing – SU:** McNabb 10-4-0-76; **UH:** Clements 28-14-1-217.

**Receiving – SU:** Maddox 2-47, Williams 1-16, Sinceno 1-13;

**UH:** Smith 5-44, Wheeler 3-43, Johnson 2-16, Bryant 1-51,

Regimbald 1-51, West 1-12, Sanford 1-0.

**Attendance:** 49,163

2016 SEASON

COACHING STAFF

THE COUGARS

SEASON REVIEW

HISTORY & RECORDS





## BOWL HISTORY

2016 SEASON

COACHING STAFF

THE COUGARS

SEASON REVIEW

HISTORY & RECORDS

### 2003 SHERATON HAWAI'I BOWL

Hawai'i 54, Houston 48 (3 OT)

Dec. 25, 2003 • Aloha Stadium • Honolulu

In an "Instant Classic" performance, the University of Houston and the University of Hawai'i battled for over four hours and three overtimes before the Warriors concluded Christmas Day with a 54-48 win over the Cougars.

The fact that the game made it to overtime was a testament to the never-say-die attitude of the Cougars. With Hawai'i ahead by seven in the waning moments of regulation, the Cougars eventful season looked to be over as the Warriors lined up for a 29-yard field with just over a minute to play. When the field-goal attempt went wide, the Cougars still had a chance. And, the Red and White did not disappoint.

In what will be described as "Vincent's Run", the Cougars tied the game up on a miraculous play. Facing a third-and-11 from their own 19-yard line with less than 30 seconds left to play, Kevin Kolb found Vincent Marshall on a quick pass that Marshall turned into an 81-yard touchdown as he outraced the Warrior secondary to tie the game.

Both teams scored touchdowns in both the first and second overtimes, setting the stage for the dramatic third overtime. The Warriors took the lead on an eight-yard run by Michael Brewster, but UH's Will Gulley intercepted Hawai'i's two-point attempt.

The Cougars took over on their possession, needing a touchdown to send it to a fourth overtime, but more importantly, could get the two points needed for the victory; however, the Cougars failed to convert on fourth down.

Houston jumped on the board first after taking the opening kickoff and driving down the field to score first. Kolb hooked up with Chad McCullar from 34 yards out to give Houston a quick 7-0 lead. A Dustin Bell field goal on the next possession increased the lead to 10-0.

The Warriors tied the score up by scoring the game's next 10 points on a 19-yard field goal and a 48 yard pass from Timmy Chang, who relieved starter Jason Whieldon, to Clifton Herbert.

The Cougars regained the lead on the first of three rushing touchdowns by Jackie Battle, and then increased their advantage to 20-10 with Bell's second field goal on the afternoon.

Hawai'i took control of the game by scoring 17 unanswered points, including two more scoring tosses by Chang. After an exchange of touchdowns by Houston and Hawai'i, the Warriors took the lead again when Chang hooked up with Jason Ribers from four yards out with less than 10 minutes to play, which set the stage for Marshall's heroics.

Battle was named the MVP for the Cougars after rushing for a career-high 124 yards and three touchdowns.

#### GAME STATISTICS

Houston	10	10	0	14	7	7	0	48
Hawai'i	3	10	14	7	7	7	6	54

**UH** – McCullar 34 pass from Kolb (Bell kick), 1Q – 11:53  
**UH** – Bell 21 field goal, 1Q – 9:05

**HA** – Miranda 19 field goal, 1Q – 5:48

**HA** – Herbert 48 pass from Chang (Miranda kick), 2Q – 14:28

**UH** – Battle 2 run (Bell kick), 2Q – 11:16

**UH** – Bell 35 field goal, 2Q – 4:42

**HA** – Miranda 29 field goal, 2Q – 1:53

**HA** – Brewster 1 run (Miranda kick), 3Q – 13:23

**HA** – Rivers 7 pass from Chang (Miranda kick), 3Q – 4:35

**UH** – Battle 2 run (Bell kick), 4Q – 14:18

**HA** – Rivers 4 pass from Chang (Miranda kick), 4Q – 9:51

**UH** – Marshall 81 pass from Kolb (Bell kick), 4Q – 0:22

**HA** – Komine 11 pass from Chang (Miranda kick), OT1

**UH** – Evans 6 run (Bell kick), OT1

**UH** – Battle 4 run (Bell kick), OT2

**HA** – Rivers 18 pass from Chang (Miranda kick), OT2

**HA** – Brewster 8 run (pass failed), OT3

	UH	Hawai'i
First Downs	25	30
Rushes-Yards	54-185	38-114
Comp.-Att.-Int.	19-34-2	29-47-1
Passing Yards	332	527
Return Yards	223	51
Punts-Average	5-46.6	4-41.0
Fumbles-Lost	2-0	2-1
Third Down Conv.	7-19	6-14
Penalties-Yards	10-105	5-45
Time of Possession	29:50	30:10

**Rushing** – UH: Battle 19-124, Evans 22-66, Schirmer 2-8, Kolb 8-7, Marshall 2(-9), Team 1(-11);  
**Hawai'i**: Brewster 14-79, West 6-33, Bass 6-27, Whieldon 5-12, Team 1(-1), Chang 6(-36).

**Passing** – UH: Kolb 34-19-2-332;

**Hawai'i**: Chang 42-26-1-475, Whieldon 5-3-0-52.

**Receiving** – UH: Marshall 7-157, McCullar 5-103, Middleton 3-25, Pritchett 2-31, Kolb 1-8, Hopkins 1-8;

**Hawai'i**: Rivers 7-143, Komine 7-73, Cockheran 5-162, Brewster 3-40, Welch 3-31, Poumele 2-27, Herbert 1-48, Bass 1-3.

**Attendance**: 25,551

### 2005 FORT WORTH BOWL

Kansas 42, Houston 13

Dec. 23, 2005 • Amon G. Carter Stadium • Fort Worth, Texas

Jason Swanson threw for 307 yards and four touchdowns, one more than he had in the regular season, and the Kansas Jayhawks beat Houston 42-13 in the Fort Worth Bowl for their first winning season and first bowl victory in 10 years.

Tailback Jon Cornish turned two shovel passes from Swanson into scores, and also rushed for 101 yards on 16 carries. Brian Murph, who hadn't returned a kick all season, turned a muffed punt into an 85-yard score in the first quarter that put the Jayhawks (7-5) ahead to stay. He also caught a 48-yard TD pass.

Houston (6-6) has lost six straight bowls since winning the 1980 Garden State Bowl.

Swanson started his fifth straight game, going 19-for-29 in his fourth victory and earning MVP honors. The senior was the third starting quarterback used by Kansas this year. He hurt his leg during the pre-season, but took over in late October after Adam Barman and Brian Luke struggled.

Cougars junior quarterback Kevin Kolb started his 36th straight game and became the career total offense leader at the school where David Klingler and André Ware also threw passes. Kolb was 20-of-44 passing for 214 yards with three interceptions, all turned into scores by Kansas.

Kolb had a 1-yard sneak for Houston's only touchdown. The Cougars were held to a season-worst 244 total yards after leading Conference USA with 457 a game during the regular season. Kansas had 538 yards.

Charlton Keith got between Kolb and his intended receiver on a quick-out pass in the fourth quarter. He jumped up and grabbed the pass, then sprinted 14 yards and dived into the end zone.

Theo Barnes had two interceptions for the Jayhawks. The first set up Cornish's 30-yard TD catch in the third quarter, and the second led to Murph's TD catch with 9 minutes left for the final touchdown.

Five minutes into the game, Murph muffed a punt. The ball rolled several yards away from him before he picked it up, circled around several defenders and ran all the way to the left sideline. He then cut back across the field and slipped past a tackler into the open.

Swanson had completions of 31 and 19 yards on the first two plays, but the Jayhawks didn't get another first down on the opening drive. The Cougars then went three-and-out before Justin Laird's 57-yard punt that Murph muffed.

Cornish's first TD was a 13-yard play in the second quarter. Mark Simmons added a 32-yard score in the third when he caught Swanson's pass near the 20, then was free when he twisted inside and the defender slipped.

#### GAME STATISTICS

Kansas	7	7	14	14	42
Houston	0	10	3	0	13

**KU** – Murph 85 punt return (Webb kick), 1Q-10:26  
**UH** – Bell 32 FG, 2Q-14:22

**KU** – Cornish 13 pass from Swanson (Webb kick), 2Q-12:49

**UH** – Kolb 1 run (Bell kick), 2Q-0:57

**KU** – 30 pass from Swanson (Webb kick), 3Q-12:43

**UH** – Lawrence 44 FG, 3Q-8:29

**KU** – Simmons 32 pass from Swanson (Webb kick), 3Q-4:57

**KU** – Keith 14 interception return (Webb kick), 4Q-12:23

**KU** – Murph 48 pass from Swanson (Webb kick), 4Q-9:08

	KU	UH
First Downs	29	15
Rushes-Yards	39-198	24-30
Comp.-Att.-Int.	21-32-0	20-44-3
Passing Yards	340	214
Return Yards	131	64
Punts-Average	2-43.0	7-44.9
Fumbles-Lost	1-1	1-0
Third Down Conv.	4-11	4-14
Penalties-Yards	14-138	4-54
Time of Possession	33:29	26:31

**Rushing** – KU: Cornish 16-101, McAnderson 7-41, Swanson 7-33, Green 9-23; **UH**: Battle 3-8, Kolb 9-8, Gilbert 9-7, Marshall 1-7, Evans 2-0.

**Passing** – KU: Swanson 19-29-0-307, Luke 2-3-0-33;

**UH**: Kolb 20-44-3-214.

**Receiving** – KU: Gordon 6-86, Simmons 5-77, Murph 4-78,

Cornish 2-43, Henry 2-33, Fine 2-23; **UH**: Avery 5-71,

Briles 4-36, Gilbert 3-41, McGilvray 3-29, McDaniel 2-15,

Marshall 2-12, Harvey 1-10.

**Attendance**: 33,500



## BOWL HISTORY

### 2006 AUTOZONE LIBERTY BOWL

South Carolina 44, Houston 36

Dec. 29, 2006 • Liberty Bowl • Memphis, Tenn.

With 56,103 in attendance, the University of Houston football team took to the field December 29, 2006 at the AutoZone Liberty Bowl in Memphis, Tenn. Houston faced off against the South Carolina Gamecocks of the SEC in just the third-ever meeting between the two schools.

After scoring four touchdowns in the first half, Houston was unable to hold off the Gamecocks, falling 44-36, in what CollegeFootballNews.com named the 4<sup>th</sup>-best bowl game of 2006.

The Cougars took an early lead off a 32-yard pass from Kevin Kolb to Vincent Marshall on their first drive of the game. But, the Gamecocks responded late in the first quarter on their second drive with a 2-yard touchdown run by Cory Boyd.

Down a touchdown in the second quarter, Kolb connected with Mark Hafner on a 4-yard pass to even the game at 14 all. Houston would regain the lead with 2:09 left in the first half when Jackie Battle scored from 42 yards out, running untouched to the end zone.

With the first half winding down, Houston scored again when Marshall broke away for a 77-yard touchdown run. It was the longest catch in the Liberty Bowl since 1997, when Pittsburgh had an 89-yard pass against Southern Miss.

With 55 points scored in the first half, Houston and South Carolina combined for the highest scoring half in Liberty Bowl history.

The third quarter proved to be all about defense. South Carolina scored the only points of the quarter on a 45-yard field goal by Ryan Succop. They took that momentum into the fourth quarter, scoring two touchdowns. The Gamecock's Blake Mitchell connected with Kenny McKinley on both scoring plays.

The Cougars pulled within eight points with just under six minutes left in the game, when Battle scored on a 3-yard run and Anthony Alridge completed the two-point conversion; however, it wouldn't be enough as South Carolina held off Houston for the win.

"We were very excited and anxious about the game, and I think we performed well as a football team. In a couple of instances we had a couple of unforced errors that I will take the fall for. But, just like our team has all season long; we battled hard. Our guys played hard, they fought hard, they believed. That's an inspiration to me as a coach," head coach Art Briles said after the game.

The two teams combined for 1,039 yards of total offense, the most ever in Liberty Bowl history. Houston gained 527 yards and the Gamecocks had 512.

Kolb was named Houston's Outstanding Offensive Player after completing 26-of-39 passes for 386 yards and three touchdowns. With his three tackles, one interception and one pass break up, Willie Gaston was named Houston's Outstanding Defensive Player.

#### GAME STATISTICS

South Carolina	7	20	3	14	44
Houston	7	21	0	8	36

**UH – Marshall 32 pass from Kolb (Bell kick), 1Q–12:59**  
 SC – Cory Boyd 2 run (Succop kick), 1Q–2:09  
 SC – Pavlovic 1 pass from Mitchell (kick failed), 2Q–10:47  
**UH – Hafner 4 pass from Kolb (Bell kick), 2Q–6:12**  
 SC – Rice 19 pass from Mitchell (Succop kick), 2Q–2:53  
**UH – Battle 42 run (Bell kick), 2Q–2:09**  
 SC – Boyd 9 run (Succop kick), 2Q–0:42  
**UH – Marshall 77 pass from Kolb (Bell kick), 2Q–0:11**  
 SC – Succop 45 FG, 3Q–9:55  
 SC – McKinley 43 pass from Mitchell (Succop kick), 4Q–12:15  
 SC – McKinley 43 pass from Mitchell (Succop kick), 4Q–7:39  
**UH – Battle 3 run (Anthony Alridge run), 4Q–5:42**

	SC	UH
First Downs	25	27
Rushes-Yards	41-189	33-135
Comp.-Att.-Int.	19-29-1	27-40-1
Passing Yards	323	392
Total Offense	512	527
Punts-Average	2-45.0	3-42.3
Fumbles-Lost	1-0	2-1
Third Down Conv.	6-12	7-13
Penalties-Yards	9-93	4-40
Time of Possession	33:19	26:41

**Rushing – SC:** Boyd 18-94, Davis 14-72, Mitchell 8-22, Whiteside 1-1; **UH:** Battle 11-85, Alridge 10-55, Pope 3-27, Otis 1-0, Kolb 7-(-5).  
**Passing – SC:** Mitchell 19-29-1-323; **UH:** Kolb 26-39-1-386, Alridge 1-1-0-6.  
**Receiving – SC:** Rice 8-139, Boyd 4-45, McKinley 3-112, Stafford 2-19, Newton 1-7, Pavlovic 1-1; **UH:** Marshall 9-201, Avery 7-72, Ealy 3-48, McDaniel 3-0, Harvey 2-33, Hafner 2-14, Alridge 1-24.

Attendance: 56,103

### 2007 TEXAS BOWL

TCU 20, Houston 13

Dec. 28, 2007 • Reliant Stadium • Houston

The Cougars had a late rally come up short and dropped a 20-13 decision to TCU in the 2007 Texas Bowl at Reliant Stadium.

Houston pulled within seven after a 32-yard field goal from T.J. Lawrence with 1:57 left in the game. TCU (8-5) won its eighth-straight game over Houston, dating back to 1993.

The Cougars got the ball back with 1:32 left after a three-and-out stand by the defense and started from their own two-yard line.

Case Keenum engineered a seven-play 79-yard drive that had the Cougars at the TCU 19-yard line with 14 seconds remaining. UH had three shots at the end zone but came up short on all three.

Donnie Avery made four catches for 60 yards in the march down the field. He finished with 10 catches for 120 yards.

Keenum threw a fade into the end zone that was just over the finger tips of Jeron Harvey and couldn't connect on a jump ball to L.J. Castile. On the game's final play, Keenum was flushed out of the pocket and hit as he threw by TCU's Chase Ortiz and the ball ended in the dirt, handing the Cougars their eighth-straight bowl defeat.

Keenum finished 23-of-38 for a career best and Texas Bowl record 335 yards and a touchdown. He was sacked five times on the night. He also set bowl records for completions (23), attempts (38) and longest touchdown pass (67 yards).

Rocky Schwartz led all players with a Texas Bowl record 16 tackles including 15 solo stops. Leading 10-7 at halftime, the Cougars struggled offensively in the third quarter tallying 19 yards and one first down.

TCU tied things up at 10 after Chris Manfredini hit a 29-yard field goal with 4:56 left in the third quarter.

The Horned Frogs added 10 more points in the fourth quarter after a seven-yard run by Justin Watts with 14:28 left and a 36-yard field goal from Manfredini with 7:28 left in the game.

The Cougars opened up the scoring in the game late in the first quarter after Keenum connected with Andre Kohn on a 67-yard touchdown strike. The play capped a two-play drive that took just 57 seconds. It was the longest play from scrimmage in Texas Bowl history.

TCU tied things up with 10:24 left in the half after Andy Dalton called an 11-play 75-yard drive with a three-yard touchdown scamper. Dalton, the Texas Bowl MVP, finished 20-for-30 for 249 yards and an interception. He also added 14 yards rushing and was sacked twice.

Houston took a 10-7 lead on the heels of a 36-yard field goal by Lawrence with 10 seconds left in the first half.

Anthony Alridge was held to a season-low 29 yards rushing and four-yards receiving. Overall, UH was held to 32 yards rushing and no touchdowns.

Brian Bonner and Jason Phillips tallied 10 tackles apiece to lead the TCU defense. Phillips also added two tackles for a loss and a sack.

Chase Turner set three Texas Bowl punting records including the longest punt in bowl history (65 yards), highest gross punting average (50.2) and most punts (6).

#### GAME STATISTICS

TCU	0	7	3	10	20
Houston	7	3	0	3	13

**UH – Kohn 67 pass from Keenum (Lawrence kick), 1Q–0:08**  
 TCU – Dalton 3 run (Manfredini kick), 2Q–10:24  
**UH – Lawrence 39 field goal, 2Q–0:10**  
 TCU – Manfredini 29 field goal, 3Q–6:30  
 TCU – Watts 7 run (Manfredini kick), 4Q–14:28  
 TCU – Manfredini 36 field goal, 4Q–7:28  
**UH – Lawrence 32 field goal, 4Q–1:57**

	TCU	UH
First Downs	19	20
Rushes-Yards	39-116	30-32
Comp.-Att.-Int.	21-30-1	23-38-0
Passing Yards	249	335
Total Offense	365	367
Punts-Average	7-37.6	6-50.2
Fumbles-Lost	0-0	0-0
Third Down Conv.	5-15	4-15
Penalties-Yards	11-85	6-73
Time of Possession	31:32	21:28

**Rushing – TCU:** Watts 12-46, Christian 12-42, Dalton 11-17, Turner 3-10, Dickerson 1-1. **UH:** Alridge 15-29, Kohn 1-5, Ganaway 1-0, Keenum 13-(-2).  
**Passing – TCU:** Dalton 21-30-1-249. **UH:** Keenum 23-38-0-335.  
**Receiving – TCU:** Dickerson 3-57, Bryant 3-56, Reagan 3-35, Christian 3-30, Kerley 3-15, Johnson 2-17, Young 1-15, Turner 1-12, Frosch 1-9, Watts 1-3. **UH:** Avery 10-120, McDaniel 5-55, Harvey 4-64, Kohn 1-67, Gilbert 1-16, Castile 1-9, Alridge 1-4.

Attendance – 62,097

2016 SEASON

COACHING STAFF

THE COUGARS

SEASON REVIEW

HISTORY & RECORDS



## BOWL HISTORY

2016 SEASON

COACHING STAFF

THE COUGARS

SEASON REVIEW

HISTORY & RECORDS

### 2008 BELL HELICOPTER ARMED FORCES BOWL Houston 34, Air Force 28

Dec. 31, 2008 • Amon G. Carter Stadium • Fort Worth, Texas

Freshman running back Bryce Beall rushed for 135 yards and a touchdown and added 92 receiving yards to help lead the University of Houston football team to a 34-28 win over Air Force during the Bell Helicopter Armed Forces Bowl at Amon G. Carter Stadium.

Beall, who accounted for 229 yards of all-purpose yards, finished the season with 1,247 rushing yards, becoming the first freshman in school history to reach that milestone.

With the win, the Cougars finished the season with an 8-5 record and won their first bowl game since a 35-0 decision over Navy during the 1980 Garden State Bowl in East Rutherford, N.J., on Dec. 22, 1980. The win snapped an eight-game losing skid in bowl games.

Sophomore quarterback Case Keenum threw for 252 yards and a touchdown on 22-of-33 passing but saw his school-record streak of consecutive 300-yard passing games snapped at 13 straight games dating back to last season.

The game started on a positive note for the Cougars when Roisean Haynes forced a fumble on the opening kickoff and junior Brandon Brinkley jumped on the loose ball to set up the offense on the Air Force 25.

Four plays later, Beall plunged into the end zone from one yard out to hand the Cougars an early 7-0 lead.

Air Force wasted little time in knotting the game at 7-7. Taking over on their 23-yard line, the Falcons marched 77 yards in little less than two minutes with six straight rushing plays and tied the game on Jared Tew's 2-yard touchdown run.

On the ensuing kickoff, the Cougars embarked on an eight-play, 65-yard drive that was capped by Keenum's 1-yard sneak into the end zone.

Later in the period, freshman linebacker Marcus McGraw stripped Asher Clark of the ball at the Air Force 24 and senior defensive end Phillip Hunt pounced on the loose ball and returned it to the Air Force 14. However, the Falcon defense stiffened and freshman kicker Jordan Mannisto's nailed a 22-yard field goal with four seconds remaining in the period.

On its ensuing possession, Air Force marched 76 yards in 12 plays and pulled to within a field goal at 17-14 on Tim Jefferson's 5-yard touchdown run at the 9:52 mark of the second quarter.

After a Cougar punt, a missed 28-yard field goal by Air Force and another UH punt, Air Force tied the game at 17-17 when Ryan Harrison booted a 44-yard field with 2:28 left in the first half.

Air Force looked ready to grab its first lead of the game when a Cougar fumble on the ensuing kickoff put the Falcons at the UH 29-yard line with 2:21 remaining. But the UH defense stiffened and pushed AFA back nine yards then Harrison missed from 55 yards out.

The two teams traded scoring possessions in the third quarter. UH took the opening kickoff and marched 69 yards on a seven-play drive that was capped on Keenum's 4-yard touchdown run with 12:28 remaining in the period for a 24-17 lead.

Air Force took over on the next possession on an 18-play drive that consumed 51 yards and took more than eight-and-a-half minutes off the clock. However the Cougar defense limited the Falcons to Harrison's 37-yard field goal with 3:46 left in the period to maintain a 24-20 advantage.

Houston looked to take control of the game, extending their lead, 31-20 on 20-yard field goal attempt by Mannisto and a punt by the Falcons on their next possession.

Five plays later, Keenum's pass to senior tight end Mark Hafner was intercepted and returned 19 yards by Aaron Kirchoff. The Falcons would pull within three after the interception on a 3-yard rushing touchdown by Tim Jefferson.

The Cougars capped the game with a 37-yard field goal from Mannisto with 3:24 left on the clock.

#### GAME STATISTICS

Houston	17	0	7	10	34
Air Force	7	10	3	8	28

**UH – Beall 1 run (Mannisto kick), 1Q–13:27**

AFA – Tew 2 run (Harrison kick), 1Q–11:28

**UH – Keenum 1 run (Mannisto kick), 1Q–8:10**

**UH – Mannisto 22 FG, 1Q–0:04**

AFA – Jefferson 5 run (Harrison kick), 2Q–9:52

AFA – Harrison 44 FG, 2Q–2:28

**UH – Keenum 4 run (Mannisto kick), 3Q–12:28**

AFA – Harrison 37 FG, 3Q–3:51

**UH – Kohn 13 pass from Keenum (Mannisto kick), 4Q–10:58**

AFA – Tew 2 run (Jefferson rush), 4Q–6:06

**UH – Mannisto 37 FG, 4Q–3:24**

	UH	AFA
First Downs	20	21
Rushes-Yards	32-163	67-243
Comp.-Att.-Int.	22-33-1	8-18-0
Passing Yards	252	109
Total Offense	415	352
Punts-Average	4-44.2	3-43.7
Fumbles-Lost	2-2	2-2
Third Down Conv.	7-13	11-22
Penalties-Yards	4-25	3-11
Time of Possession	21:53	38:07

**Rushing – UH:** Beall 22-135, Carrier 3-26, Kohn 3-7, Team 1(-)-1, Keenum 3(-)-4; **AFA:** Tew 27-149, Clark 16-57, Jefferson 14-14, Lumpkin 6-12, Armstrong 1-10, Southworth 1-8, Halderman 2(-)-7.

**Passing – UH:** Keenum 22-33-1-252; **AFA:** Jefferson 7-14-0-98, Smith 1-4-0-11.

**Receiving – UH:** Carrier 5-49, Rodriguez 5-19, Beall 4-92,

Kohn 3-32, Smith 2-25, Castile 2-20, Hafner 1-15;

**AFA:** Armstrong 2-60, Cousins 2-12, Madsen 1-14, Paffett 1-11, Halderman 1-10, Dekker 1-2.

**Attendance:** 41,127

### 2009 BELL HELICOPTER ARMED FORCES BOWL Air Force 47, Houston 20

Dec. 31, 2009 • Amon G. Carter Stadium • Fort Worth, Texas

Asher Clark and Jared Tew each ran for more than 100 yards with two touchdowns and Air Force's top-ranked pass defense had six interceptions against Case Keenum, leading the Falcons to a 47-20 victory over Houston in the Armed Forces Bowl.

Air Force's plan to limit Keenum and the nation's most explosive offense worked almost flawlessly. The Falcons ran for 402 yards to go with Tim Jefferson's effective passing (10 of 14 for 161 yards), holding the ball for 41 minutes and then coming up with the big defensive plays.

Anthony Wright had three interceptions, and Chris Thomas had two picks to go with his 12 tackles.

Keenum, who leads the nation in yards passing, was 24 of 41 with a season-low 222 yards and a touchdown for the Cougars (10-4). The six picks were a career high. In his other 13 games this season, he had only nine interceptions while throwing for 5,449 yards and 43 touchdowns.

After Air Force went ahead on Clark's 36-yard TD to cap the opening drive of the game, Keenum's first pass attempt deflected off his falling receiver and was intercepted by Wright. That set up Tew's 6-yard TD run for a 14-0 lead.

Tew finished with 26 carries for 173 yards. He had a 71-yard TD with 3:32 left in the game after Keenum tossed his fifth interception.

Clark had 17 carries for 129 yards for the Falcons, who had lost in the Armed Forces Bowl the past two seasons, including 34-28 to Houston a year ago. Air Force had lost three postseason games since winning in the 2000 Silicon Valley Bowl.

Houston's bowl win last year capped coach Kevin Sumlin's debut season and snapped an eight-game postseason losing streak that had spanned 28 years.

After Houston was held without a touchdown before halftime, Tyron Carrier returned the opening kickoff of the second half 79 yards for his fourth TD this season. He took the ball near the left sideline, then ran to the middle of the field before shooting through a gap and running untouched to get the Cougars within 24-13.

Air Force immediately responded with its first kickoff return for a touchdown since 1985. Jonathan Warzeka fielded the ball and stepped back into the end zone before running 100 yards. Five Houston players got their hands on him, but couldn't get him down.

According to STATS LLC, which has such data only since 1996, it was only the sixth game in that span involving FBS teams when there were kickoff returns for touchdowns on consecutive plays. None of them had been in a bowl game.

After the kickoff returns, Keenum threw a 10-yard TD to Patrick Edwards to make it 31-20, but that was all the Cougars got.

That gave Keenum a TD pass in 30 consecutive games, but this was the first time in that streak that he had more picks than scores.

The Cougars entered the Fort Worth Bowl leading the nation in total yards (581) while averaging 44 points. They managed only 331 total yards against the Falcons.

Air Force had allowed only 149 yards passing a game this season, even after giving up 377 in its regular-season finale at BYU.

Clark's 22-yard TD midway through the second quarter, when he took a pitch to the right and ran untouched to the end zone, made it 21-3. The only pass on that 11-play drive was a 13-yard completion by Jefferson, who by then was 5 of 5 for 71 yards, 10 more than Keenum.

When Jefferson slipped down trying to run on third-and-goal from the 2 with 17 seconds and no timeouts left just before halftime, he quickly got the offense off the field and the kicking team got out in time for Erik Soderberg's 27-yard field goal that made it 24-6.

#### GAME STATISTICS

Houston	0	6	14	0	20
Air Force	14	10	10	13	47

AFA – Clark 36 run (Soderberg kick), 1Q – 12:38

AFA – Tew 6 run (Soderberg kick), 1Q – 8:52

**UH – Hogan 33 field goal, 2Q – 14:51**

AFA – Clark 22 run (Soderberg kick), 2Q – 8:55

**UH – Hogan 33 field goal, 2Q – 1:21**

AFA – Soderberg 27 field goal, 2Q – 0:00

**UH – Carrier 79 kickoff return, 3Q – 14:47**

AFA – Warzeka 100 kickoff return, 3Q – 14:31

**UH – Edwards 10 pass from Keenum (Hogan kick), 3Q – 12:46**

AFA – Soderberg 27 field goal, 3Q – 7:27

AFA – Jefferson 1 run (Soderberg kick), 4Q – 14:05

AFA – Tew 71 run (Soderberg kick failed), 4Q – 3:32

	UH	AFA
First Downs	18	27
Rushes-Yards	20-109	72-402
Comp.-Att.-Int.	24-41-6	10-14-0
Passing Yards	222	161
Total Offense	331	563
Punts-Average	2-45.5	2-42.5
Fumbles-Lost	0-0	1-1
Third Down Conv.	4-10	10-19
Penalties-Yards	6-45	5-50
Time of Possession	18:57	41:03

**Rushing – UH:** Sims 14-66, Keenum 4-26, Carrier 1-16, Beall 1-1.

**AFA:** Tew 26-173, Clark 17-129, Jefferson 16-37, Warzeka 6-35, Walker 2-12, Southworth 2-10, Davis 1-6, Getz 1-2, Hunter 1(-)-2.

**Passing – UH:** Keenum 24-41-6-222;

**AFA:** Jefferson 10-14-0-161.

**Receiving – UH:** Sims 6-57, Carrier 5-31, Edwards 4-36,

Cleveland 3-32, K. Johnson 2-36, Castile 2-7, Rodriguez 1-14,

Beall 1-9. **AFA:** Fogler 4-89, Warzeka 3-45, Getz 1-13,

Clark 1-8, Tew 1-6.

**Attendance:** 41,414





## BOWL HISTORY

### 2012 TICKET CITY BOWL

#20/17 Houston 30, #24/23 Penn State 14

Jan. 1, 2012 • Cotton Bowl • Dallas

Case Keenum finished his record-setting career with another performance for the history books.

The sixth-year senior threw for 532 yards and three touchdowns, leading No. 20 Houston to 30-14 victory against No. 24 Penn State in the TicketCity Bowl.

The Cougars (13-1) finished with a school record for victories and made Tony Levine a winner in his debut as Houston coach. Levine took over when Kevin Sumlin left to take the Texas A&M job after the regular season.

Keenum came into the game as the NCAA's career leader in yards passing and touchdowns passes, then set a bowl record with 227 yards passing in the first quarter.

"I'm biased, obviously. I'd put him right at the top," Levine said when asked where Keenum ranks among the best college quarterbacks of all time. "You don't win 13 games by accident and I don't think you don't break the records he broke by accident, either."

Keenum wasn't concerned with his place. He leaves Houston as the school career leader with 37 wins, and that's what he chose to focus on.

"As far as rankings and all that goes, I'm concerned with our team ranking and how we end up," Keenum said. "Thirteen and one, I hope we end up in the top 15 in the country."

"I thought the guys came out and they played hard. It's been a difficult year for them," Penn State interim coach Tom Bradley said. "It just didn't go our way."

The Nittany Lions (9-4) were picked apart by Keenum. Penn State was allowing 162 yards passing per game, but Keenum threw for more than double that by halftime.

The Cougars raced out to a 17-0 lead in the first quarter behind Keenum's record-setting period. According to TicketCity officials, Louisville's Browning Nagle had the old mark with 223 yards against Alabama in the first quarter of the 1991 Fiesta Bowl.

Keenum worked the spread offense to perfection, with five different Cougars catching at least five balls. Patrick Edwards, one of the country's leading receivers, had 228 yards and two scores in the last game of his collegiate career. Justin Johnson had 12 catches for 148 yards.

Keenum is the ninth player in bowl history to pass for at least 500 yards. He thought he could have done better.

"We left a lot out there," Keenum said. "There were a lot of throws I missed."

Houston came into the game determined to end the season on a high note having its BCS Bowl hopes dashed on Dec. 3. The undefeated Cougars fell to Southern Miss in the Conference USA championship game, costing UH a shot at the school's first BCS bid.

"That was the fluke," Levine said of the lone loss, "and not the 12 wins leading up to it."

Penn State quarterback Rob Bolden finished 7 of 26 passing for 137 yards, with three interceptions. Houston wanted Bolden, the backup quarterback all season, to air it out as much as possible.

"We know they were going to try to run the ball," Cougars linebacker Marcus McGraw said. "We just wanted to get them in second and long, third and long, and wanted them to pass the ball knowing they had a second-string quarterback."

#### GAME STATISTICS

Houston	17	7	3	3	30
Penn State	0	7	7	0	14

**UH** – Edwards 40 pass from Keenum (Hogan kick), 1Q–13:08

**UH** – Hogan 35 field goal, 1Q–9:12

**UH** – J. Johnson 8 pass from Keenum (Hogan kick), 1Q–2:35

**PSU** – Green 6 run (Fera kick), 2Q–5:57

**UH** – Edwards 75 pass from Keenum (Hogan kick), 2Q–1:43

**UH** – Hogan 38 field goal, 3Q–4:21

**PSU** – Brown 69 pass from Bolden (Fera kick), 3Q–2:38

**UH** – Hogan 22 field goal, 4Q–14:52

	UH	PSU
First Downs	25	14
Rushes-Yards	16-68	44-169
Comp.-Att.-Int.	45-69-0	7-27-3
Passing Yards	532	137
Total Offense	600	306
Punts-Average	6-42.5	9-41.6
Fumbles-Lost	0-0	2-0
Third Down Conv.	6-17	6-18
Penalties-Yards	6-55	6-55
Time of Possession	27:49	32:11

**Rushing** – UH: Sims 6-39, Hayes 2-20, Keenum 7-10,

Team 1-(-1); PSU: Green 15-63, Redd 14-53, Belton 6-38, Bolden 6-16, D. Smith 2-0, Team 1-(-1).

**Passing** – UH: Keenum 45-69-0-632; PSU: Bolden 7-26-3-137, Belton 0-1-0-0.

**Receiving** – UH: J. Johnson 12-148, Edwards 10-228, Carrier 9-44, R. Williams 6-58, Sims 5-30, E.J. Smith 2-13, Hayes 1-11; PSU: D. Smith 2-49, S. Green 2-6, J. Brown 1-69, Haplea 1-12, Suhey 1-1.

Attendance: 46,817

### 2014 BBVA COMPASS BOWL

Vanderbilt 41, Houston 24

Jan. 4, 2014 • Legion Field • Birmingham, Ala.

Houston lost the bowl game but found a new wide receiver to watch.

Markeith Ambles had a touchdown catch as Houston rallied to pull even after trailing by 24 points, but the Cougars couldn't keep pace and Vanderbilt controlled the fourth quarter for a 41-24 victory in the BBVA Compass Bowl.

Ambles, a former top high school recruit who began his career at Southern California, had six catches for 105 yards, including a 6-yard touchdown catch.

Houston coach Tony Levine said he anticipated Ambles' breakout game after the junior had only 11 catches in nine regular-season games. He joined the program late in preseason practice and made his debut the third week of the season.

Houston gained only 22 yards and had one first down in the first half but tied the game with 24 points in the third quarter. Kenneth Farrow had a 6-yard scoring run and John O'Korn threw scoring passes to and Deontay Greenberry and Ambles.

O'Korn completed 16 of 31 passes for 220 yards and two touchdowns with two interceptions. Daniel Spencer had three carries for 69 yards.

Vanderbilt's Patton Robinette threw two 50-yard touchdown passes to Jordan Matthews. Robinette, starting after senior Austyn Carta-Samuels had season-ending surgery to repair a torn ACL in his left knee, also had an 8-yard scoring run as Vanderbilt built a 24-0 lead in the first half.

After Houston's big third quarter, Vanderbilt reclaimed the lead on Brian Kimbrow's 21-yard touchdown run. It was the start of 17 fourth-quarter points for the Commodores.

Vanderbilt closed the season with five straight wins, adding to Franklin's status as a possible candidate for coaching vacancies, including at Penn State and with the NFL Browns and Redskins. The Commodores played in three straight bowl games under Franklin - a first for the program - and completed their first back-to-back nine-win seasons.

Franklin talked after the game about Vanderbilt's returning players. He left the interview room without replying when asked if he would be back.

No Houston defender was near Matthews on his second 50-yard scoring catch in the second quarter. It capped a dominant first half for the Commodores.

Levine said he told his players at halftime they could make up the 24-point deficit quickly. A lost fumble by Robinette set up Farrow's 6-yard touchdown run to start Houston's third-quarter comeback.

Houston built on the momentum. Spencer's 62-yard run set up O'Korn's 6-yard touchdown pass to Ambles. O'Korn's 58-yard pass to Ambles set up a 30-yard field goal by Kyle Bullard. O'Korn's 67-yard touchdown pass to Greenberry tied the game.

Matthews, a senior who set Southeastern Conference records for career catches and yards receiving, had five catches for 143 yards and two touchdowns and was named the game's MVP.

Robinette completed only one pass to another receiver - for 11 yards to Jonathan Krause. Robinette completed 6 of 17 passes for 154 yards with two touchdowns and an interception. Seymour had 14 carries for 46 yards.

Matthews took advantage of a lead block by Krause to make his first touchdown catch.

A forced fumble by linebacker Chase Garnham set up the Commodores' second touchdown. After Houston's O'Korn threw a pass to Greg Ward Jr., a big hit by Garnham forced the fumbled recovered by Andrew Williamson at the Houston 16. Robinette, making his third career start, scored on an 8-yard keeper on fourth down.

#### GAME STATISTICS

Vanderbilt	14	10	0	17	41
Houston	0	0	24	0	24

**VU** – Matthews 50 pass from Robinette (Spear kick), 1Q–9:57

**VU** – Robinette 8 run (Spear kick), 1Q–1:33

**VU** – Spear 24 field goal, 2Q–10:27

**VU** – Matthews 50 pass from Robinette (Spear kick), 2Q–7:09

**UH** – K. Farrow 6 run (Bullard kick), 3Q–10:12

**UH** – M. Ambles 6 pass from J. O'Korn (Bullard kick), 3Q–6:25

**UH** – K. Bullard 30 field goal, 3Q–3:19

**UH** – D. Greenberry 67 pass from J. O'Korn (K. Bullard kick), 3Q–0:19

**VU** – Kimbrow 21 run (Spear kick), 4Q–9:28

**VU** – Spear 35 field goal, 4Q–6:17

**VU** – Seymour 2 run (Spear kick), 4Q–1:42

	VU	UH
First Downs	14	12
Rushes-Yards	52-211	27-146
Comp.-Att.-Int.	6-19-2	21-49-2
Passing Yards	184	238
Total Offense	365	384
Punts-Average	10-42.6	10-41.8
Fumbles-Lost	3-1	2-1
Third Down Conv.	2-16	1-17
Penalties-Yards	2-10	8-72
Time of Possession	35:41	24:19

**Rushing** – UH: Spencer 3-69, O'Korn 7-38, Farrow 8-28, Brooks 2-8, R. Jackson 2-6, Ward Jr. 5-(-3); VU: Seymour 20-89, Kimbrow 13-75, Robinette 15-37, Matthews 1-8, Tate 3-2.

**Passing** – UH: O'Korn 20-47-2-228, Ward Jr. 1-2-0-10; VU: Robinette 6-19-2-154.

**Receiving** – UH: Ambles 6-105, Greenberry 6-96, Jackson 2-26, Ayers 2-14, Spencer 2-4, Ward Jr. 1-(-2), Harper 1-(-2), McDuffey 1-(-3); VU: Matthews 5-143, Krause 1-11.

Attendance: 42,717

2016 SEASON

COACHING STAFF

THE COUGARS

SEASON REVIEW

HISTORY & RECORDS



## BOWL HISTORY

2016 SEASON

COACHING STAFF

THE COUGARS

SEASON REVIEW

HISTORY & RECORDS

### 2015 LOCKHEED MARTIN ARMED FORCES BOWL Houston 35, Pittsburgh 34

Jan. 2, 2015 • Amon G. Carter Stadium • Fort Worth, Texas

Houston quarterback Greg Ward had just thrown his third touchdown in a flurried comeback that included two recovered outside kicks in a row to get the Cougars within a point in the Armed Forces Bowl.

Interim coach David Gibbs never had a second thought on what to do with less than a minute left in the game.

"We decided to go for two at the end because we had the momentum," Gibbs said.

Deontay Greenberry, already with two TD catches in that final 3:41, made a leaping catch in the back of the end zone for the two-point conversion and the Cougars beat Pittsburgh 35-34 on Friday with an improbable comeback—the largest in an FBS game this season, and largest ever in a bowl game that didn't go into overtime.

Pitt (6-7) led 31-6 when ACC offensive player of the year James Conner had his second touchdown run with 14 minutes left in the game. The Panthers were still up 34-13 after Chris Blewitt's 29-yard field goal with 6:14 left before Houston's big finish.

Ward had an 8-yard TD pass to Greenberry before the Cougars recovered their first outside kick. That led to a 29-yard catch by Demarcus Ayers on a fourth-and-13 play with 1:58 left, and Houston tried another outside kick.

While the second one didn't go 10 yards on the rain-slickened field, the ball was touched by the same Pitt defender who couldn't handle the first one before Houston running back Kenneth Farrow jumped on it at the Cougars 43. Greenberry started the drive with a 38-yard catch, then on third-and-16 had a 25-yard TD with 59 seconds left.

Ward, the former Cougars receiver, had 237 of his 274 yards passing in the fourth quarter and also ran for 92 yards.

Farrow ran 22 times for 103 yards and two touchdowns for the Cougars, who have split their four appearances in the 12-year history of the Armed Forces Bowl.

Conner's 1-yard TD run a minute into the second quarter capped a 15-play, 92-yard drive, and Pitt led until the final minute of the game. The Cougars had a missed extra point after Farrow's 2-yard TD in the second quarter when Kyle Bullard slipped while kicking.

Voytik threw was 18-of-35 passing for 222 yards and an impressive 16-yard TD catch by tight end J.P. Holtz between two defenders in the front corner of the end zone. But Voytik had six consecutive incompletions on a final desperate drive when only a pass interference penalty got Pitt a first down.

Boyd had nine catches for 112 yards, his 11th career 100-yard receiving game and moving from seventh to fourth on Pitt's career reception mark with 163, two more than Larry Fitzgerald.

#### GAME STATISTICS

Houston	0	6	0	29	35
Pittsburgh	0	17	7	10	34

Pitt – Conne 1 run (Blweitt kick), 2Q-14:02

**UH – Farrow 2 run (Bullard kick blocked), 2Q-5:40**

Pitt – Bennett 12 run (Blewitt kick), 2Q-1:27

Pitt – Blewitt 52 field goal, 2Q-0:00

Pitt – Holtz 16 pass from Voytik (Blewitt kick), 3Q-5:10

Pitt – Conner 5 run (Blewitt kick), 4Q-13:58

**UH – Farrow 8 run (Bullard kick), 4Q-10:43**

Pitt – Blewitt 29 field goal, 4Q-6:14

**UH – Greenberry 8 pass from Ward, Jr. (Bullard kick), 4Q-3:41**

**UH – Ayers 29 pass from Ward, Jr. (Bullard kick), 4Q-1:58**

**UH – Greenberry 25 pass from Ward, Jr. (Greenberry pass from Ward, Jr.), 4Q-0:59**

	UH	Pitt
First Downs	23	28
Rushes-Yards	40-212	41-227
Comp.-Att.-Int.	15-25-0	18-36-0
Passing Yards	274	222
Total Offense	486	449
Punts-Average	5-40.8	2-43.5
Fumbles-Lost	0-0	0-0
Third Down Conv.	6-13	6-13
Penalties-Yards	9-100	5-44
Time of Possession	26:17	33:43

**Rushing – UH:** Farrow 22-103, Ward, Jr. 14-92, Jackson 2-13, Ayers 1-5, Team 1(-1); **Pitt:** Conner 21-90, Ibrahim 5-42, Voytik 6-40, James 5-33, Bennett 3-17, Galambos 1-5.

**Passing – UH:** Ward, Jr. 15-24-0-274, Farrow 0-1-0-0; **Pitt:** Voytik 18-35-0-222, Team 0-1-0-0.

**Receiving – UH:** Greenberry 4-85, Ambles 3-68, Jackson 3-37, Farrow 2-42, Ayers 2-29, Dunbar 1-13; **Pitt:** Boyd 9-112, Weatherspoon 3-46, Holtz 3-33, Ibrahim 2-22, Orndoff 1-9.

**Attendance:** 37,888

### 2015 CHICK-FI-A PEACH BOWL #14/16 Houston 38, #9/8 Florida State 24

Dec. 31, 2015 • Georgia Dome • Atlanta

Greg Ward Jr. and the Houston Cougars showed they could thrive in a big-game atmosphere against a big-name opponent.

Ward ran for two touchdowns and threw for another, leading Houston Football past turnover-plagued Florida State 38-24 in the Chick-fil-A Peach Bowl on New Year's Eve.

Dalvin Cook was held to 33 yards rushing with a touchdown and a lost fumble. That left the Seminoles with five turnovers - half their total of 10 in 12 regular-season games.

Houston scored the most points allowed by Florida State this season.

The No. 9 Seminoles (10-3), who trailed 21-3 at halftime, tried to rally with two fourth-quarter touchdown passes by Sean Maguire.

Ward, the nation's only player to run for 1,000 yards and throw for 2,000 yards this season, threw for 238 yards and ran for 67 yards for No. 14 Houston (13-1).

Houston safety Trevon Stewart and cornerback William Jackson III each had two interceptions. Stewart also recovered a fumble.

Ward, the junior who started at wide receiver early last season before becoming a full-time quarterback, had touchdown runs of 7 and 6 yards. He left the game briefly after taking a hit in the third quarter, and was shaken up again with about 4 minutes remaining.

Ward returned to take the final snaps of the game, raising his arm in celebration before laying on his back, wallowing in the confetti which fell from the Georgia Dome roof. He was named offensive MVP of the game.

Houston backup quarterback Kyle Postma's 29-yard run set up Ryan Jackson's game-clinching 2-yard touchdown run with about 2 minutes left.

Ward completed 25 of 41 passes with one touchdown and one interception.

Houston's only loss this season, to Connecticut, came when Ward was out with an injury. He kept the Florida State defense off-balance by leading the Cougars' fast-tempo, no-huddle attack.

Maguire's 65-yard scoring pass to Travis Rudolph cut Houston's lead to 24-17 early in the fourth quarter. Ward answered with a 17-yard touchdown pass to Chance Allen, who was left uncovered as Florida State sent a defensive back on a blitz. Maguire added a scoring pass to Jesus Wilson later in the final quarter.

Maguire was hurt in the first quarter when hit by Adams. Maguire couldn't put pressure on his left leg as he was supported by trainers before leaving the field on a cart.

When Maguire was out, backup J.J. Cosentino completed only 1 of 4 passes for 5 yards. Maguire returned midway through the second quarter with the ankle wrapped.

Maguire's last interception came with 25 seconds remaining. He completed 22 of 44 passes for 392 yards with two touchdowns and four interceptions.

The Cougars won 13 games for the second time in school history, following the 2011 season.

#### GAME STATISTICS

Houston	7	14	0	17	38
Florida State	3	0	7	14	24

**UH – Ward, Jr., 7 run (Cummings kick), 1Q - 5:17**

FSU – Aguayo 20 field goal, 1Q - 0:37

**UH – Allen 20 pass from Ayers (Cummings kick), 2Q - 6:11**

**UH – Ward, Jr., 6 run, 2Q - 4:30**

FSU – Cook 1 run (Aguayo kick), 3Q - 10:18

**UH – Cummings 39 field goal, 4Q - 12:50**

FSU – Rudolph 65 pass from Maguire (Aguayo kick), 4Q - 11:12

**UH – Allen 17 pass from Ward, Jr. (Cummings kick), 4Q - 6:08**

FSU – Wilson 14 pass from Maguire (Aguayo kick), 4Q - 4:55

**UH – Jackson 2 run (Cummings kick), 4Q - 1:59**

	UH	FSU
First Downs	27	17
Rushes-Yards	53-187	23-16
Comp.-Att.-Int.	28-46-1	23-48-4
Passing Yards	261	397
Total Offense	448	413
Punts-Average	7-41.6	6-51.5
Fumbles-Lost	0-0	1-1
Third Down Conv.	13-23	6-15
Penalties-Yards	4-30	6-66
Time of Possession	34:27	25:33

**Rushing – UH:** Ward, Jr. 20-67, Jackson 16-54, Postma 3-37, Ayers 6-17, Farrow 3-9, Wilson 1-7, Team 1(-4). **FSU:** Cook 18-33, Wilson 1-5, Patrick 1(-1), Maguire 1(-9), Cosentino 2(-12).

**Passing – UH:** Ward, Jr. 25-41-1-238, Ayers 1-2-0-20, Postma 2-2-0-3, Team 0-1-0-0; **FSU:** Maguire 22-44-4-392, Cosentino 1-4-0-5.

**Receiving – UH:** Ayers 9-82, Jackson 5-32, Allen 4-59, Dunbar 4-32, Wilson 2-31, Gage 2-8, Bonner 1-11, McCloskey 1-6. **FSU:** Wilson 8-68, Rudolph 7-201, Whitfield 4-56, Cook 2-26, Izzo 1-33, Stevenson 1-13.

**Attendance:** 71,007



## ASSISTANT COACHES

Name (Alma Mater)	Years	Position
B.J. Anderson (Stephen F. Austin)	2009-11	Offensive Line
<b>Major Applewhite (Texas '01)</b>	<b>2015 –</b>	<b>Offensive Coordinator/Quarterbacks</b>
Dave Aranda (Cal Lutheran '01)	2003-04	Linebackers
Joe Arenas (Nebraska-Omaha '51)	1963-86	Wide Receivers
Theron Aych (Northern State '96)	2001-02	Tight Ends/Running Backs
Bobby Baldwin (Houston '58)	1965-73	Freshmen
Clancy Barone (CS Sacramento '86)	2000-02	Offensive Line/Offensive Coordinator
Gary Bartel (Texas Tech '75)	1994-98	Defensive Coordinator/Defensive Backs
Tom Boisture (Mississippi State '55)	1962-65	
Melvin Brown (Oklahoma '54)	1962-77	Offensive Backs
Jamie Bryant (Ohio Wesleyan '93)	2011	Linebackers
	2012	Defensive Coordinator/Linebackers
Dick Bumpas (Arkansas '71)	1999-02	Defensive Coordinator/DL/Assistant HC
Leon Burtnett (Southwestern College '65)	2008-10	Linebackers
Travis Bush (Texas State '00)	2012-14	QB/RBs/Asst. HC/Co-OC/OC
Ron Calcajni (Arkansas '78)	1987-91	Inside Receivers
Neil Callaway (Alabama '78)	1993-96	Offensive Coord./Offensive Line/AS/State HC
Jamie Christian (Central Washington '99)	2012-15	Special Teams/Inside Receivers/TEs
Randy Clements (Stephen F. Austin, '89)	2003-2007	OL (03-07), Co-OC (2007)
W. F. "Red" Conkright (Oklahoma '37)	1957-58	Line
Harden Cooper (Tulsa '47)	1950-54	Line
Larry Coyer (Marshall '65)	1990	Defensive Coordinator
John Cudmore (Stetson '37)	1955-56	First Assistant
Clarence Daniel (Huron College '55)	1972-77	Defensive Backs
Bruce Davis (NW Oklahoma State '70)	1987-93	Linebackers
Phil Davis (Wyoming '81)	2000	Offensive Coordinator/QBs
Jimmy Dickey (Houston '56)	1964-65	
Tyrone Dixon (Indiana, Pa. '85)	1994-96, 1998-99	Receivers
Pat Donohoe (Wayne State '76)	1983-91	Special Teams/Linebackers
Jim Eddy (New Mexico State '59)	1987-89	Defensive Coordinator
Jim Elam (New Mexico Highlands '69)	1978-83	Defensive Ends
Glen Elarbee (Middle Tennessee State '02)	2013	Offensive Line
Bob Evans (Texas '39)	1949-54	Freshmen
Chuck Fairbanks (Michigan State '54)	1962-65	Offensive Coordinator
Tony Fitzpatrick (Miami (Fla.) '83)	1990-97, 2006-07	Spec. Teams Coord. (06-07)/DL
Tex Flanakin (Baylor '49)	1957-61	Defense
Marvin Franklin (Vanderbilt '39)	1955-56	Ends
Larry French (Colorado State '65)	1970-75	Linebackers
Frank Gansz, Jr. (The Citadel '85)	1993-97	Special Teams/Tight Ends
David Gibbs (Colorado '90)	2013-15	Defensive Coordinator/Interim Head Coach
<b>Oscar Giles (Texas '91)</b>	<b>2003-04</b>	<b>Defensive Line</b>
	<b>2015 –</b>	<b>Asst HC/Defensive Line</b>
Bobby Gill (Baylor '56)	1962-65	Line
Joe Gilbert (Hamilton College '87)	2008	Offensive Line
Ted Gilmore (Wyoming '91)	2000	Wide Receivers
Andrea Haley (Alabama A&M '89)	1997	Outside Linebackers
Carlton Hall (Vanderbilt '98)	2011-12	Defensive Line
Dan Hammerschmidt (Colorado State '87)	2014-15	Running Backs
Carl Hargrave (Upper Iowa '75)	1987-91	Wide Receivers
Vernon Hargreaves (Connecticut '86)	2013-15	Linebackers
Ron Harris (Cal Lutheran '80)	2003-05	Defensive Coordinator/DBs/DL
Clay Helton (Houston '94)	1997-99	Running Backs
Donnie Henderson (Utah State '80)	1998	Defensive Backs
Frank Hernandez (Kansas State '92)	2001-02	Cornerbacks
Lovette Hill (Centenary '31)	1949-61	
Swede Hill (Sam Houston State '39)	1957-63	Freshmen
Dana Holgorsen (Iowa Wesleyan '93)	2008-09	Offensive Coordinator/QBs
Kenny Houston (Prairie View A&M '67)	1990-91	Defensive Backs
Mike Hudson (East Texas State '68)	1979	Defensive Backs
Joe Hunt (Texas A&M '28)	1954	Defensive Backs
Ben Hurt (Middle Tennessee '57)	1965-71, 1984-86,	Defensive Line, LBs
	1987-93	Defensive Coordinator (1991)
Don Ivory (Arkansas-Pine Bluff '64)	1979-86	Defensive Line
Cornell Jackson (Sterling College '86)	2000-01	Linebackers
Jim Jeffcoat (Arizona State '90)	2008-10	Defensive Line
Tony Jeffery (Texas '07)	2014-15	Outside Receivers
John Jenkins (Arkansas '73)	1987-89	Offensive Coordinator
Clay Jennings (North Texas '96)	2005-06	Secondary
Tommy Kaiser (Houston '74)	1987-92	Special Teams/S-Backs
Kliff Kingsbury (Texas Tech '01)	2010-12	Co-Offensive Coordinator/QBs
Les Koening, Jr. (Texas '81)	1999	Offensive Coordinator/QBs
Jim LaRue (Duke '45)	1955-56	Backfield
Tony Levine (Minnesota '96)	2008-11	Special Teams Coordinator/TEs
	2009-11	Assistant Head Coach
Ricky Logo (N.C. State '92)	2012-15	Defensive Line
Dan Lounsbury (Arkansas '74)	1994-98	Offensive Coordinator/QBs
Rafe Mata (Houston '03)	2006-07	Inside Receivers
Pete McCulley (Louisiana Tech '56)	1960-61	Backfield
Bubba McDowell (Miami, Fla. '89)	2007	Safeties
Bubba McGallion (Houston '78)	1984-86	Offensive Backfield
Deryl McGallion (Houston '74)	1979-83	Linebackers
Thomas McGaughey (Houston '96)	2003-04	Special Teams Coordinator

Name (Alma Mater)	Years	Position
Clarence McKinney (Mary '94)	2008-11	Running Backs
Doug Meacham (Oklahoma State '87)	2013	Offensive Coordinator/QBs
<b>Corby Meekins (Sam Houston State '90)</b>	<b>2015 –</b>	<b>Tight Ends</b>
Drew Mehringer (Rice '10)	2015	Recruiting Coordinator/WR
Brandon Middleton (Houston '04)	2012-13	Outside Receivers
Philip Montgomery (Tarleton State '95)	2003-07	Backs (03-07), Co-OC (2007)
Gary Mullins (Houston '72)	1975-78	Linebackers
<b>Craig Naivar (Hardin-Simmons '94)</b>	<b>2015 –</b>	<b>Associate HC/Co-DC/Safeties</b>
Mike Nesbitt (New Mexico '96)	2012	Offensive Coordinator
Derrick Odum (Utah '93)	2003-04	Secondary
Chad O'Shea (Houston '94)	1997-99	WRs (97), Spec. Teams (98), TEs (99)
<b>Todd Orlando (Wisconsin '94)</b>	<b>2015 –</b>	<b>Defensive Coordinator/Linebackers</b>
Danny Palmer (So. Miss. '72)	1992-99	RBs (93-96), LBs (92, 97-99)
Alden Pasche (Rice '32)	1946-47	
Jack Patterson (Rice '39)	1946-47	
Ronny Peacock (Houston '72)	1974-83	Defensive Backs
Bradley Dale Pevetto (SMU '87)	1999-2002	DBs, Ast. HC (00), Co-DC (01-02)
Jason Phillips (Houston '01)	2003-06	Wide Receivers, CBs (05)
	2008-09	Co-Offensive Coordinator/WRs
	2010-11	Offensive Coordinator/WRs
O. A. "Bum" Phillips (Stephen F. Austin '50)	1965-66	Defensive Coordinator
<b>Keith Pope (Oklahoma '76)</b>	<b>2015 –</b>	<b>Running Backs</b>
Sharkey Price (Tennessee '48)	1955-56	Line
Travis Pride (Mesa State '92)	2000-02	RBs (00), WRs (01-02)
George Pugh (Alabama '76)	2007	Outside Receivers
Casto Ramsey (King College '41)	1957-59	Offensive Backfield
Elmer Redd (Prairie View A&M '50)	1970-86	Offensive Backfield
Jack Rhodes (Texas '39)	1948-49	Line
Charlie Rizzo (Auburn '67)	2006-07	Outside Linebackers
J. D. Roberts (Oklahoma '55)	1962-64	Line
Melvin Robertson (West Texas State '50)	1965-71, 1991-93	Defensive Coordinator
Joe Robinson (Louisiana Tech '85)	2002	Special Teams Coordinator
TiAndre Sanders (Houston '96)	1997-98	Tight Ends
Carroll Schultz (Louisiana Tech '48)	1962-74	
Barry Sides (Houston '68)	1969-78	Offensive Line/Defensive Ends
Ron Shanklin (North Texas '70)	1992-93	Receivers
Gordy Shaw (Cal Poly '78)	2014-15	Offensive Line
Elmer Simmons (Tulsa '46)	1948-54	Backfield
John Skladany (Central Connecticut State '72)	2008-09	Defensive Coordinator/Safeties
Erik Slaughter (Tarleton State '90)	2005	Outside Linebackers
Gene Smith (Mississippi College '80)	1993-96	Linebackers
Zac Spavital (Murray State '04)	2008-15	Cornerbacks
Mike Spradlin (Houston '77)	2003-05	Offensive Line
Brian Stewart (Northern Arizona '92)	2010-11	Defensive Coordinator/Safeties
Steve Staggs (Stephen F. Austin '85)	1992	Receivers
Mark Stoops (Iowa '89)	2000	Defensive Coordinator/Safeties
Andrew Swasey (Baylor '95)	1999	Cornerbacks
Tony Tademey (Louisiana Tech '83)	1994-96	Defensive Ends
Pat Thomas (Texas A&M '75)	1987-89	Defensive Backs
Ned Thompson (Sam Houston State '33)	1946-48	Backfield
Chris Thurmond (Tulsa '75)	2006-07	Cornerbacks
	2007	Interim Head Coach
Howard Tippett (East Tennessee State '58)	1967-69	Linebackers
Don Todd (Hardin-Simmons '64)	1972-86	Defensive Coordinator
Ted Unbehagen (Texas A&I '64)	1986, 1987	Offensive Line
Clyde Van Sickle (Arkansas '30)	1955-56	Guards/Tackles
Ronnie Vinklarek (Texas State '81)	1990-93	Offensive Line
<b>Derek Warehime (Tulsa '06)</b>	<b>2015 –</b>	<b>Offensive Line</b>
Dave Warner (Syracuse '82)	2001-02	Offensive Coordinator/QBs
Jimmy Warren (Illinois '64)	1992	Defensive Backs
Jim Washburn (Gardner Webb '73)	1998	Defensive Line
<b>Jason Washington (Texas State '02)</b>	<b>2015 –</b>	<b>ST Coordinator/Cornerbacks</b>
Hank Watkins (Tulane '50)	1957-59	Defensive Line
Don Watson (Texas A&M '57)	1960-61	Defensive Backs
Alan Weddell (Texas '73)	2005-07	Inside LBs, Defensive Coordinator (06-07)
Harold Wheeler (Missouri State '64)	1984-86	Secondary
Billy Willingham (TCU '51)	1966-85	Offensive Line
Eric Wolford (Kansas State '94)	2000-02	OT/TE's (00), STC/RBs (01), DL (02)
<b>Darrell Wyatt (Kansas State '89)</b>	<b>2016 –</b>	<b>Recruiting Coordinator/WRs</b>
Bob Young (Texas State '66)	1987-89	Offensive Line
George Yarno (Washington State '79)	1998-99	Assistant Head Coach/Offensive Line
Larry Zierlein (Fort Hays State, '70)	1978-86	Offensive Line/Receivers
Andy Zubeil (West Virginia '49)	1957-61	Offensive Line

2016 SEASON

COACHING STAFF

THE COUGARS

SEASON REVIEW

HISTORY & RECORDS





## ALL-TIME LETTERMEN

2016 SEASON

COACHING STAFF

THE COUGARS

SEASON REVIEW

HISTORY & RECORDS

**• A •**

ACHEY, Calvin	1967, 68, 69
ADAMS, Daniel	1991, 92, 93, 94
<b>ADAMS, Matthew</b>	<b>2015, 14</b>
ADAMS, Mike	1988
ADAMS, Norman	1988, 89
ADAMS, Willis	1977, 78
ADDERSON, Nikia	1999, 2000
ADELEKAN, Farouk	2002, 03
AGHO, Fred	2006, 07
AGSON, Isaiah	2006, 07, 08
AIKENS, Steven	2013, 14
AKERROYD, Jeff	2004, 05, 06, 07
AKIN, Truett	1992, 93, 94
AKINA, Keith	2004
ALAKE, Raymond	2007
ALCAZAR, Frank	1985
ALDRIDGE, Allen	1990, 91, 92, 93
ALEXANDER, Craig	1988, 89, 90
ALEXANDER, Kevin	1983, 84, 85
ALEXANDER, Tommy	1980
<b>ALLEN, Chance</b>	<b>2015</b>
ALLEN, Lloyd	2011, 12
ALFRED, Byron	2004, 05, 06
ALLEN, Dalva	1954, 55, 56
ALLEN, Earl	1984, 85
ALLEN, Kevin	1986
ALLEN, Trent	2005, 06, 07
ALLEN, Will	1963
ALRIDGE, Anthony	2005, 06, 07
AMBLES, Markeith	2013, 14
ANDERS, Kimble	1987, 88, 89
ANDERSON, Jaryd	2007, 09, 10
ANDERSON, Roman	1988, 89, 90, 91
ANTOINE, Randall	2007
ARCENEAUX, Harrison	2002, 03
ARTHUR, Jim	1967, 68, 69
ASH, Eli	2006, 07, 08
ASHWORTH, Jacolby	2009, 10, 11, 12
ATKINS, Kenneth	2006, 07
AVANTS, Cody	1992
AVERY, Donnie	2004, 05, 06, 07
AYERS, Demarcus	2013, 14, 15

**• B •**

BAILES, Tommy	1952, 53, 54
BAILEY, Ken	1967, 68, 69
BAILEY, Preston	1989, 90, 92, 93
BAKER, Aubrey	1947, 48, 49, 50
BAKER, Joey	1969
BALDRIDGE, Harlan	1951, 52
BALDWIN, Tommie	1998, 99, 00, 01
BALL, Larry	1987, 88
BAMFO, George	2010, 11, 12, 13
BANES, Joey	1986, 87, 88, 89
BANKS, Keon	1994, 95, 96, 97
BARBANDI, Mamoon	2007
BARBEE, Jack	1950, 51
BARBOUR, Mike	1965, 66
BARELA, Ricky	2004, 05, 06
BARGANIER, Jaron	2002, 03
BARNES, Jack	1953, 54
BARNETT, Bob	1960, 61
BARNETT, Carl	2006, 07, 08, 09
BARRETT, David	1978, 79, 80
BARRON, Wade	1991
BASS, Dean	1960
BASS, Don	1975, 76, 77
BASSLER, Blade	2002, 03, 04, 05
BASSLER, Miller	1973, 74
BATISTE, Kevin	1991
BATES, Marcell	2012

BATES, Thomas	2010, 11, 12, 13
BATTLE, Jackie	2003, 04, 05, 06
BAUGH, Ken	1972, 73
BAUGHMAN, James	1954
BEADLE, Wayne	2013, 14
BEALL, Bryce	2008, 09, 10, 11
BEAN, Broderic	2007
BEAN, Don	1966, 67
BEARD, Clem	1961, 62, 63
BEARDEN, David	1986, 87, 88
BEASLEY, Brannon	2011, 12
BEASLEY, Tom	1958
BEAUFORD, Jabari	1998, 99, 00, 01
BEAVER, Byron	1961, 62
BEER, Tom	1965, 66
BEHBAHANI, Ameen	2009, 10, 11, 12
BELCHA, Daniel	1998
BELCHER, Val	1973, 74, 75, 76
BELL, Ben	2005, 06, 08
BELL, Carlos	1967, 68
BELL, Dustin	2001, 02, 03, 04
BELL, Delithro	1992, 93
BELL, Josh	2007, 08
BELL, Keykova	1999, 00, 02
BELLI, Adriano	1996, 97, 98, 99
BENNETT, Adrian	2013
BENNETT, Chevy	2011, 12
BENTLEY, Matthew	2002, 03, 04
BERGER, Jim Pat	1965, 66, 67
BERGQUIST, Ken	1963
BERRY, Royce	1965, 66, 68
BEVIL, James	1989, 90, 91
BIBBINS, Kenneth	2010, 12
BIDWELL, Bill	1948, 49, 50, 51
BIRDWELL, Danny	1959, 60, 61
BISHOP, Webb	1955, 56
BLACK, Mike	1978, 80
BLACKMON, Carson	2006, 07, 08, 09
BLACKMON, Chance	2011
BLACKSTONE, Jim	1953, 54, 55
BLACKWELL, Alois	1975, 76, 77
BLEIER, Ed	1960
BLEIER, Kevin	1991, 92
BLEVINS, Bob	1956, 57
BLOESCH, Michael	2005, 06, 07, 08
BLOOM, Don	1954
BLOUNT, Eric	1989, 90, 91, 92
BLOUNT, Sammy	1955, 56, 57
BLUITT, Aaron	1994, 95, 96
BLUNTSON, Kenneth	1985
BOATNER, Patrick	1998, 99, 00, 01
BOEK, Buddy	1955, 56
BOEHM, Brian	2006
BOLIN, Ken	1959, 60, 61
BOLIN, Mike	1969, 70, 71
BOLTON, Troy	1985
<b>BONNER, Linell</b>	<b>2015</b>
BORAH, Bob	1956, 57, 58
BOTTS, Torrence	2001, 02
BOUCHE, Jeff	1971, 72, 73
BOUDREAUX, Don	1956, 57
BOURQUIN, David	1970, 71, 72
BOWDEN, DeWayne	1983, 84
BOWERS, Mutt	1959
BOWMAN, Charles	1987, 89, 90
BOWSER, Tyus	2013, 14, 15
BOXILL, Derrick	1995
BOYD, Tom	1956
BRADHAM, Steve	1977, 78, 80
BRADLEY, Elvis	1976, 77, 78, 79
BRADLEY, Joe Bill	1954
BRADSHAW, David	1960

BRANSON, John	1959, 60, 61
BRANSTETTER, Kent	1970, 71
BRASWELL, Eric	2011, 12, 13, 14
BRAXTON, Ronnie	2000, 01, 02
BRASHER, James	1962, 63
BREWER, Frank	1962, 63
BREWER, Monroe	1961
BREWSTER, Justin	2006
BREZINA, Bobby	1960, 61, 62
BREZINA, Greg	1965, 66, 67
BREZINA, Gus	1962, 63, 64
BREZINA, Mark "Butch"	1970, 71
BREZINA, Robby	1985, 86
BRIDGES, Bill	1968, 69
BRIGHTWELL, Charles	1947
BRILES, Art	1976
BRILES, Kendal	2004, 05
BRINKLEY, Brandon	2006, 07, 08, 09
BRINKLEY, Greg	1990
BRITTON, Tim	1986, 87
BROADUS, Shawn	2000
BROADWAY, Terrance	2010
<b>BROOKER, Romello</b>	<b>2015</b>
BROOKS, Courtney	2003, 04
BROOKS, Kent	2010, 11, 12, 13
BROOKS, David	1973, 74
BROUSSARD, Bubba	1972, 73, 74
BROUSSARD, James	1963
BROUSSARD, Larry	1960, 61, 62
BROWN, Bryant	2001, 03, 04
BROWN, Bill	1959, 60, 61
BROWN, Charlie	1948
BROWN, Charlie E.	1956, 57, 58
BROWN, Chuck	1976, 77, 78
BROWN, Delrick	1977, 78, 79
BROWN, Don	1957
BROWN, Elrick	1979
BROWN, Everett "Jet"	1985, 86, 87, 88
BROWN, Gene	1953
BROWN, George	1947
BROWN, Greg	1995, 97, 98, 99
BROWN, Guy	1974, 75, 76
BROWN, James	1982
BROWN, Jason	1995, 96, 97
BROWN, John III	1990, 91
BROWN, John W.	1990, 91, 92, 93
BROWN, John	1991, 92, 93, 94
BROWN, Jordan	2005, 06, 07
BROWN, Kyle	2000, 01
BROWN, Sammy	2010, 11
BROWN, Verlon	1989, 90, 91
BROWN, Wilbert	1995, 96, 97, 98
BROWNDYKE, Chip	1985, 86, 87
BRUMLEY, Bob	1968, 69, 70
BRYAN, Frank	1986, 87, 88, 89
BRYAN, L. Z.	1947, 48, 49
BRYANT, Jessie	2002
BRYANT, Maurice	1996, 97
BUGAJ, Mark	1968
BULLARD, Kyle	2013, 14, 15
BURNETTE, Reggie	1987, 88, 89, 90
BURNS, Alvin	1983
BURRIS, Bo	1964, 65, 66
BURTON, Les	1953
BURTON, Ryan	1994, 95, 96, 97
BUTLER, Bill	1947, 48, 49
BUTLER, Jerrod	2006
BUTLER, Joe	1995
BYNDOM, C.D.	1982, 83

CADREZ, Glenn	1990, 91
CAFFREY, Charlie	1957, 58, 59
CAIN, Clay	1986
CALLOWAY, DeWayne	1981, 82, 83
CALLOWAY, Mecridric	1988, 89
CAMPBELL, Billy	1958
CAMPBELL, Robby "Bo"	1948, 49
CAMPBELL, Tyrone	2009, 10
CANALITO, Lee	1973, 74
CANDY, Jacky	2010
CARAWAY, Don	1955, 56
CARAWAY, George	1966
CARETHERS, Josh	2004, 05
CAREW, Mike	1960
CARPENTER, Rod	1953, 54, 55
CARPENTER, Stewart	1993
CARR, Dustin	1992
CARR, Paul "Rock"	1951, 52, 53
CARR, Sanford	1948, 49, 51, 52
CARRIER, Tyron	2008, 09, 10, 11
CARROLL, John	1950, 51, 52
<b>CARTER, Jerard</b>	<b>2015</b>
CASTILE, L.J.	2007, 08, 09
CAVNESS, C.J.	2007, 08, 09
CERMIN, Chris	2010, 11, 12
CHAMBERS, Jack	1949, 50, 51, 52
CHANCELOT, Ken	1961, 62
CHARLES, Ahmad	1995, 97, 98, 99
CHAMBERS, Tyler	2009
CHATMAN, Zack	1989, 90, 91
CHAVIS, Chann	1994
CHEERY, Reggie	1972, 73, 74
CHESTER, Carlos	1994, 95
CHILDERS, David	1964, 65
CHINN, Brent	1980
CHUMCHAL, Earl	1978, 79
CHUOKE, Bob	1952, 53
CLAPP, Darrell	1990, 91, 92
CLAPP, Howard	1949, 50, 51, 52
CLARK, Jim	1949, 50, 51
CLARK, Jon	2002
CLARK, Max	1948, 49, 50
CLARK, Mike	1999, 00
CLARK, Rusty	1968, 69
CLARK, Terald	1978, 79, 80
CLARKE, Steve	1991, 92
CLATTERBUCK, Bobby	1951, 52, 53
CLAY, Joe	2001, 02, 03, 04
CLEMENTS, Chuck	1993, 94, 95, 96
CLENDENEN, Mike	1981, 82, 83, 84
CLEVELAND, James	2009, 10
CLOUD, Bill	1966, 67, 68
CLOUD, Steve	1969, 70, 71
CLOUD, Ty	2010, 11, 12, 13
COLA, Roland	2002, 03
COLEMAN, Buddy	1988, 89
COLLIER, Wendell	1952
COLLINS, Dennis	1964
COLLINS, Gino	2011
COLLINS, Mialon	2004
COLVIN, Jim	1957, 58, 59
CONLEY, Frederick	1998, 99, 00
COOK, Bill	1946, 47, 48
COOK, Gerald	1977, 78, 79
COOPER, Alex	2013, 14, 15
COOPER, Patrick	1987, 88, 89, 90
COOPER, Preasley	1963, 64
COPLIN, Lennard	1974, 75, 76
COWEN, Henry	1949, 50, 51
COX, Todd	2004, 05
CRAFT, Trace	1992, 93, 94
CRANFORD, Danny	1958, 59

CRAVENS, Jim	1954, 55
CRAY, Verle	1952, 53, 54
CRENSHAW, Orsby	1983, 85, 86
CROSS, Travis	2014
CRUTHIRDS, David	1972
CUCCI, Stephen	1999, 00, 02, 04
CUMMINGS, Ty	2014, 15
CUNNINGHAM, Carl	1964, 65, 66
CURRY, Larry	1980

**• D •**

DACUS, David	1987, 88
DALE, Cunnie	1992
DANIELS, Everett	2011, 12
DANIELS, Gerard	2001, 04
DANIELS, Hayden	2015
DARNELL, Calvin	1977, 79
DAULONG, Paul	1967, 68
DAVIS, Burr	1956, 57, 58
DAVIS, Chad	2001, 02
DAVIS, Danny	1976, 77, 78
<b>DAVIS, Garrett</b>	<b>2015</b>
DAVIS, Jayson	1987, 88, 89, 90
DAVIS, Justin	2001, 02
DAVIS, Mark	1986
DAVIS, Reggie	1994, 95, 96, 97
DAVIS, Tyrone	1990, 91, 92
DEAN, Aubra	1946
DEAN, Jarve	2009
DEAREN, John	1954, 55
DEEN, Gerald	1960, 61, 62
DeBOSE, Desmond	2015
deGROOT, Clint	1998, 99, 00, 01
deGROOT, Jason	1994, 96, 97, 98
DEMARR, Josh	2000, 01
<b>DENLEY, Mason</b>	<b>2015</b>
DENNIS, Jonathan	1995, 96, 97, 98
deROUSSELLE, Mike	1996, 97, 98, 99
DeSPAIN, Joel	1970
DEW, Ben	2014, 15
DICKEY, Billy Ray	1957, 58
DICKEY, Dale	1970
DICKEY, Jimmy	1954, 55
DICKINSON, Dustin	2004, 05, 06, 07
DICKSON, Lorenzo	1991, 92
DIETRICH, Donnie	1951, 52, 53
DIMMICK, Tom	1954, 55
DITTA, Frank	1969, 70, 71
DITTA, Tony	1946, 47
DIXON, James	1987, 88
DIXON, Stephen	1992, 93
DIXSON, Harold	1946, 47
DOMINGUE, Ricky	1975
DONLEY, Richard	1946
DORSETT, Randall	1958, 59, 60
DORSEY, Bobby	1953
DOTY, Sterling	2004, 05, 06
<b>DOUBENMIER, Cameron</b>	<b>2015</b>
DOUGLAS, David	2002, 03, 04, 05
DOUGLAS, Donald	1991, 92, 93
DOUGLAS, Terrell	2012
DRAKE, Gary	1974, 75, 76
DRONES, Jerry	1967, 68, 69
DYAR, Jim	1965, 66
DUDLEY, Ray	1963, 64, 65
DUGAT, A.J.	2009
DUNBAR, Steven	2014, 15
DUNCAN, John	1991
DURHAM, James	1980, 81, 82
DURHAM, Robert	1981, 82, 83
DURRENBURGER, Marvin	1952, 53



## ALL-TIME LETTERMEN

2016 SEASON

COACHING STAFF

THE COUGARS

SEASON REVIEW

HISTORY & RECORDS

<b>• E •</b>	
EAKER, John	1965
EALY, Biren	2006
EASON, Calvin	1980, 81, 82
EBENBERGER, Grady	1976, 77, 78
EBNER, Jake	2005, 06, 07, 08
EBNER, Tommy	1978, 79
EBOW, Howard	1971, 72, 73
ECHOLS, Ross	1975, 76
EDDY, Nick	2001, 02
EDWARDS, Dinky	1979
EDWARDS, Patrick	2008, 09, 10, 11
EDWARDS, Richard	1995, 96, 98
<b>EGBULE, Emeke</b>	<b>2015</b>
EILAND, Eric	2012, 13, 14
ELLIOTT, Maurice	1948, 49
ELLIOTT, Richard	1960, 61, 62
ELLISON, Chris	1987, 88, 89
<b>ELOPH, Kameron</b>	<b>2015</b>
ELROD, Austin	2010, 11
ELSTON, Terry	1979, 80
EMBERG, Ronald	1954, 55, 56
ENDERLI, Calvin	1963, 64
ENGLISH, Charles	1949
ERWIN, Waymond	1998, 99, 00, 01
ESCAMILIA, Hugo	1991
EVANS, Anthony	2002, 03, 04, 05
EVANS, Bubba	2003
EVANS, Chandler	1991
EVANS, Harold	1972, 73, 74
EVANS, Howard	1957, 58, 59
EVANS, Tommy	1992
EVERSON, Lance	2002, 03, 04, 05
<b>• F •</b>	
FAAITA, Sam	1991
FAIRBANKS, Chuck	1974
FANIEL, Jack	1978, 79, 80
FARLEY, Jeremiah	2010, 12, 13, 14
FARROW, Kenneth	2012, 13, 14, 15
FEAGIN, Wiley	1958, 59, 60
FEATHERS, Tim	2000, 01, 02
FEAZLE, Calvin	1947
FELDER, Leon	1981
FIELDS, Delondo	1997
FIELDS, Harold	1977, 78
FIELDS, William	1996, 97, 98, 99
FIFER, Maceo	1980, 81, 82
FISHER, Freddie	1995
FISHER, Leroy	1971
FITCH, James	2004, 05
FLETCHER, Simon	1982, 83, 84
FLYNN, Don	1954, 55, 56
FOLEY, Kenzie	1977, 78
FOLKS, Donald	1952, 53
FONTEINETTE, Kenneth	2005, 06, 07, 08
FOOTS, Marlon	1992, 93, 94, 95
FORD, Charles	1969, 70
FORD, Mark	1979, 80, 81
FORD, Robert	1970, 71, 72
FORMAN, Percy	1998, 99
FORMAN, Stedmon	1995, 96, 97, 98
FORNEY, Stan	1988, 89
FORSCH, Kevin	2010, 11, 12, 13
FORSYTHE, Byron	1986, 87, 88, 89
FOSS, Buck	1946, 47
FOSTER, Earl	2012, 13, 14, 15
FOSTER, Eddie	1974, 75, 76
FOSTER, Rusty	1994, 95, 96, 97
FOWLER, Charlie	1964, 65, 66
FRANCIS, Anthony	1975, 76, 77
FRANCIS, Carl	2002, 03, 04
FRANCIS, Choni	2000

FRANCIS, James	2006, 07
FRANKLIN, William	1974
FREEMAN, Basil	1962, 63
FREEMAN, Brian	1998
FREEMAN, Colton	2015
FRESE, Nolan	2013, 14, 15
FRICKE, Ben	1994, 95, 96, 97
<b>FRUGE, Nomluis</b>	<b>2014, 15</b>
FRY, Benny	1970
FULLER, Burl	1971, 72
FULLER, Mike	1996
<b>• G •</b>	
GAFFORD, Thomas	2001, 02, 03, 04
GAGE, Donald	2015
GAMMAGE, Coy	1955, 56
GANAWAY, Terrance	2007
GANT, William	1985, 86, 87, 88
GARDNER, Jerry	1966, 67, 68
GARL, Lee	1952
GASTON, John	1987, 88, 89, 90
GASTON, Levi	2002
GASTON, Willie	2003, 04, 05, 06
GEDDES, Wayne	1953, 54, 55
GENTRY, Tracy	1990, 91
GEORGE, Dick	1965
GEORGE, Steve	1971, 72
GEORGE, Thery	1993
GIBLIN, Robert	1972, 73, 74
GIBSON, Leonard	2003, 04
GIDDINGS, Bernard	1984, 85
GILBERT, Chris	2006, 07
GILBERT, Freddie	1991, 92
GILBERT, Ryan	2004, 05
GILES, Alonzo	1975
GILES, Norman	1956
GILES, Artford "Ted"	1950, 51
GILLASPY, Joey	1994, 95, 97
GILLIOZ, M. "Buddy"	1951, 52, 53
GILLIOZ, Steve	1975
GILMORE, Eddie	1983, 84, 85
GIPSON, Paul	1967, 68
GIPSON, Jr., Paul	1992
GISLER, Mike	1988, 89, 90, 91
GISSENDANNER, Arthur	1998, 99, 00, 01
GLEASON, Brennan	2005, 06
GOLDEN, Jack	1949, 50, 51
GOMEZ, Henry	1946, 47
GONZALEZ, Joseph	2004, 05, 06, 07
GOOD, Thomathan	1994, 95, 96, 97
GOOD, Tracy	1989, 90, 91, 92
GORE, Corky	1986, 1988
GOSS, Kendrick	2001, 02, 03, 04
GRAEF, Glenn	1967, 68, 69
GRAHAM, Tyrell	2008, 09
GRANT, Marcus	1990, 91
GRANT, Otis	1993, 94, 95
GRAVES, Ko	1991
GRAY, Mark	1994
GRAY, Teddy	1953
GREEN, Mike	1998, 99
GREEN, Tyrone	2001, 02
GREEN, Jamie	2003
GREEN, Valtion	1946, 47
GREENAWALT, Danie	1983
GREENAWALT, Dennis	1978, 79
GREENBERRY, Deontay	2012, 13, 14
GREENWOOD, Vincent	1975, 76, 77
GREGG, David	1948, 49, 50
GREGORY, Zane	1949, 50, 51, 52
GRIFFIN, Rodney	1995, 96
GRIFFITH, Jeremy	1998
GRIFFITH, Travis	2002, 03, 04

GRIMES, Bobby	1980, 81, 82
GUERRANT, Charles	1964, 65
GULLEY, Will	2002, 03, 04, 06
GUSTAMANTE, Albert	1960
GUY, Tommy	1991, 92, 93
GUY, Tywon	1993
GWIN, Jack	1946, 47, 48
<b>• H •</b>	
HADNOT, Rex	2000, 01, 02, 03
HAHN, Phil	1972
HAFFNER, Mark	2005, 06, 07, 08
HAIRSTON, Josh	2004
HAIRSTON, Sam	1997, 98, 99, 00
HALL, Charles	1967
HALL, Craig	1992
HALL, Robert	1967
HALL, Ronald	1983, 84
HALL, Tommy	1955
HALL, Vincent	2014
HALSTEAD, Jason	1994, 95
HAMILTON, George	1965
HAMPEL, Vic	1951, 52
HAMPTON, Louis	1995, 96, 97, 98
HARMICK, Bill	1971, 72
HAND, Floyd	1946
HANLEN, Rob	1993
HANNAH, Rodney	2006
HANSEN, Jack	1994, 95
HANSEN, Reid	1975, 76, 77
HARDEMAN, Cedric	1996, 97, 98
HARDING, Max	1949
HARGROVE, Donn	1953, 54, 55
HARMON, Greg	1980, 81, 82
HARPER, Robert	1984, 85, 86, 87
HARPER, Rowdy	2011, 12, 13, 14
HARRELL, John	2003, 04
HARRINGTON, Richard	1968, 69, 70
HARRIS, Damon	1996
HARRIS, Quince	1983
HARRIS, Stephen	1991, 92
HARRIS, Trevor	2013, 14
HARRIS, George "Weedy"	1980, 81, 82
HARRISON, Bobby	1977, 78, 79
HARRISON, Eric	1992, 93, 94
HARRISON, Jessie	2007
HART, Matt	2006, 07, 08
HARTFORD, Billy	2006, 07
HARTSELL, Jolly	1948, 49, 50
HARTSON, Brandon	2009, 10, 11, 12
HARVEY, Alton	1978
HARVEY, Jeron	2005, 06, 07
<b>HARVEY, Jr., Ralph</b>	<b>2015</b>
HASTINGS, Wyatt	1947
HATFIELD, Kenny	1976, 77, 78, 79
HAWKINS, Ken	1946, 47
HAWKINS, Phil	2002, 03, 04
HAYDEN, D.J.	2011, 12
HAYES, Michael	2010, 11
HAYNES, Gary	1995, 96
HAYNES, Roisean	2008, 09, 10
HAZARD, Manny	1989, 90
HEARN, Jr., Paul	1986, 87, 88
HEBERT, Ken	1965, 66, 67
HEISKELL, Ted	1969, 70
HEITMANN, Gary	1983, 84, 85
HELTON, Clay	1993, 94
HELTON, Tyson	1996, 97, 98, 99
HENDERSON, Bryant	1995, 97
HENDERSON, John	1958
HENDRICKSON, Ryan	1998, 99
HERMAN, Ron	1968, 69
HERNANDEZ, Rocky	1962

HERNDON, Jimmy	1992, 93, 94, 95
HEROLD, Chris	1994
HERRING, Eric	1977, 78, 79, 80
HICKS, Justin	2014, 15
HIGHTOWER, Lee	2014, 15
HILL, Bryan	2001, 02
HILL, Gerald	1972, 73, 74
HILL, Kairon	1998, 99, 00, 01
HILL, Kenny	1998, 99
HILTON, Carl	1982, 83, 84, 85
HINES, D'Juan	2014, 15
HINES, Percy	1986, 87
HINZE, Stephen	1990, 91
HODGE, David	1975, 76, 78, 79
HODGES, Buddy	1960, 61
HOELSCHER, Jason	1998, 2000
HOFFMAN, Lynn	1961
HOFFMAN, Mark	1979
HOGAN, Matt	2009, 10, 11, 12
HOLLAND, Lonnie	1958, 59
HOLLAND, Melvin	2015
HOLLEY, Mike	1988, 89
HOLLIMON, Randall	2014
HOLLIS, Bill	1946, 47, 48
HOLLOMON, Gus	1965, 66, 67
HOLLON, Bill	1965, 66, 67
HOLLOWAY, Lloyd	1949, 50, 51
HOLM, Nick	1970, 71
HOLMES, James	1982, 84
HOLMES, Stanley	1990, 91, 92, 93
HOLT, Joe	1949, 50
HOLTE, Greg	1998, 2000, 01, 02
HONG, James	2003
HOOD, Sloan	1984, 85, 86
HOOPER, Murdoch	1959, 60, 61
HOOPER, Tray	1987, 88, 89, 90
HOPKINS, Mark	2000, 02, 03, 04
HOPSON, Sammy	1951, 52, 53
HOSKINS, Derrick	1986, 87
HOUSMAN, John	1974, 75, 76
HOUSTON, Larry	1975
HOWARD, Brisket	1991, 92
HOWARD, Nelson	1989
HOWE, Benny	1960, 61, 62
HOWELL, Bill	1961, 62, 63
HOWTON, Jack	1951, 52, 53
HUBERT, Dale	1985
HUEBNER, Michael	2000, 01
HUFFMAN, Ryan	2002
HUMBLE, Jim	1948, 49
HUMPHREYS, Paul	1974, 75, 76
HUNT, Phillip	2005, 06, 07, 08
HUNTER, David	2008, 09, 10, 11
HURST, Joe	1947
HURTTE, Frank	1948, 49
HUSMANN, David	1974, 75
HYNES, George	1952, 53, 54
<b>• I •</b>	
IGLESIAS, Orlando	1997, 98, 99, 2001
ILAOA, Mike	1974
INGERSOLL, Lee	2000, 01
INNIS, Vaughn	1997, 98
IOANE, Junior	1999
ISBELL, Joe Bob	1959, 60, 61
ISBELL, Lavell	1953, 54, 55
<b>• J •</b>	
JACK, Keith	1992, 93
<b>JACKSON, Chauntez</b>	<b>2013, 14, 15</b>
JACKSON, Darrell	1983, 84, 85
JACKSON, Johnny	1986, 87, 88
JACKSON, Prentice	1946

JACKSON, Quantaa	2001, 02
JACKSON, Ryan	2012, 13, 14, 15
JACKSON, William	2013, 14, 15
JAMES, Al	2000, 01, 02
JAMES, Frank	1949, 50, 51, 52
JAMES, Demond	1993, 94
JAMES, Jerrian	1998
JAMES, Larkay	1992, 94, 95
JAMES, Mike	1998, 99
JAMES, Stephen	2008
JENKINS, Jay	1988, 90
JENKINS, Keith	1986, 87, 88
JERMSTAD, Mark	1979
JESSUP, Jason	1987, 88, 89, 90
JINCS, Bob	1949, 50
JOHNSON, Aaron	2010, 12, 13
JOHNSON, Antoine	1999
JOHNSON, B.K.	2009
JOHNSON, Charles	1996, 97
JOHNSON, Cory	2008
JOHNSON, Curley	1954, 55, 56
JOHNSON, Damion	1994, 95, 96
JOHNSON, Daniel	1990, 91
JOHNSON, D.J.	2004, 05
<b>JOHNSON, Isaiah</b>	<b>2015</b>
JOHNSON, Justin	2008, 09, 10, 11
JOHNSON, Kevin	1983, 85
JOHNSON, Kierrie	2008, 09, 10
JOHNSON, Marshall	1972, 73, 74
JOHNSON, Nahala	1991, 92, 93
JOHNSON, Roland	1952, 53
JOHNSON, Ronnie	1961, 62
JOHNSON, Roosevelt	1975
JOHNSON, Tobian	1995, 96
JOHNSON, Zach	2012, 13, 15
JOHNSTON, Kris	2009, 10, 11
JOHNSTON, Mike	1967, 68, 69
JONES, Bill	1973
JONES, Chris	1994
JONES, Crawford	2010, 11, 12
JONES, D.J.	2010
JONES, Demaree	1961, 62, 63
JONES, Greg	1988, 89, 90
JONES, Johnny	1964, 65
JONES, Kacy	1994
JONES, Kenneth	1991, 92, 93
JONES, Melvin	1976, 77, 78, 79
JONES, Mike	1994
JONES, Nat "Puddin"	1971, 72
JONES, Phillip	1968, 69
JONES, Robert	1983, 85, 86, 87
JONES, Robert	1978, 79, 80
JONES, Tyrone	1986, 87, 88, 89
JOPLIN, James	1956
JORDAN, Charlie	1996
JORDAN, Donald	1982, 83
JORDAN, Taylor	2010
JOSEPH, Blake	2006, 07, 08
JUUST, Norby	2005, 06, 07, 08
JURGAJTIS, Garrett	1977, 78, 79
<b>• K •</b>	
KAISER, Earl	1956, 57
KAISER, Tommy	1972, 73
KEENUM, Case	2007, 08, 09, 10, 11
KELLER, Larry	1972, 73, 74
KELLEY, Ed	1997, 98
KELLEY, John	1962, 63
KENNEDY, Dennis	1986, 87
KETCHUM, Anthony	1983, 84, 85
KEYS, Joe	1978, 79, 80
KIDD, Billy	1979, 81, 82
KIMMEL, J. D.	1952



## ALL-TIME LETTERMEN

2016 SEASON

COACHING STAFF

THE COUGARS

SEASON REVIEW

HISTORY & RECORDS

KIMMEY, Mark	2005
KING, Claude	1957, 58, 59
KING, Emmett	1976, 77, 78
KING, Kelvin	2009, 10, 11, 12
KINSLOW, Michael	1996, 97
KIRKPATRICK, L.C.	2004, 05, 06
KIRTLEY, Dick	1959, 60, 61
KLINGLER, David	1989, 90, 91
KLINGLER, Jimmy	1991, 92, 93
KNEPPER, Mike	1996, 97, 98, 99
KOEHLE, Wade	2003, 04, 05, 06
KOHN, Andre	2007, 08
KOLB, Kevin	2003, 04, 05, 06
KOONCE, Phil	1949, 50
KRAMER, Louis	1952
KRUS, Gene	1947
KRUSE, Jerry	1961
KUEHNE, Jim	1958, 59, 60
KYLE, Bob	1969, 70, 71

### • L •

LABAY, Kevin	1989, 90, 91, 92
LACKEY, Marvin	1949, 50, 51, 52
LACROIX, Butch	1980, 81, 82
LAIRD, Justin	2004, 05, 06
LaMARK, Chris	2005
LANDER, Jim	1950
LANGSTON, Charles	1990, 91
LANDRY, Gerald	1983, 84, 85, 86
LANDRY, Mike	1963
LANE, Kade	2002, 03, 04, 05
LANTZY, Larry	1965
LARSON, Cliff	1966, 67, 68
LATHON, Lamar	1987, 88, 89
LAVERGNE, Robert	1974, 75, 76
LAWRENCE, T.J.	2005, 06, 07
LAWSON, Willie	1984
LAZARD, Darian	2010, 11, 12
LeBLANC, Dewayne	1985, 86
<b>LEDAY, John</b>	<b>2015</b>
LEDBETTER, Malik	1996
LEE, Adrian	2001, 02
LEE, Alvin	2000, 01
LEE, Scott	2005, 06
LEECH, Bill	1960
LeFEVRE, Garrett	2005, 06
LEON, Carlos	1989, 90, 91
LEONE, Richie	2010, 11, 12, 13
LEWIS, Bill	1971
LEWIS, Chris	1988
LEWIS, Fred	1989
LEWIS, Glen	1969, 70
LEWIS, Harold	1956, 57, 58
LEWIS, Henry	1988, 89
LEWIS, Jeffery	2009, 10, 11, 12
LIGHT, T.J.	1998, 99
LINDEN, Bo	1981, 82
LINDEN, Errol	1959, 60
LINDSEY, Larry	1960, 61
LINKLATER, Charles	1952
LITTLE, Everett	1973, 74, 75
LOCKHART, Eugene	1981, 82, 83
LOGAN, Ronnie	1955
LONG, Bob	1967, 68
<b>LONG, Mac</b>	<b>2014, 15</b>
LOPASKY, Joe	1962, 63, 64
LOPEZ, Carlos	1969, 70
LOSACK, Duane	1982, 83
LOVE, Donnie	1978, 79, 80, 81
LOVE, Dwyane	1982, 83
LOVE, Marquay	2003, 04, 05, 06
LOVE, Randy	1976, 77, 78
LOVELADY, Josh	1997, 98, 99, 00

LOWERY, Drew	1998, 99
LOY, Elliott	1946, 47
LUBOJASKY, Cody	2005, 06, 07, 08
LUDTKE, Wally	1962, 63, 64
LUNA, Ivan	1998
LUNSFORD, Austin	2012, 13
LUTRINGER, Ted	1953
LYNCH, Charles	1975, 76, 77

### • M •

MAGEE, John	1961, 62
MADDOX, Rickey	1976, 77
MADISON, Reggie	1967
MALLIA, Charles	1957
MALONE, Micah	1996, 97, 98, 99
MALONE, Victor	2001, 02
<b>MALVEAUX, Cameron</b>	<b>2013, 14, 15</b>
MANICHIA, Charlie	1946
MANNISTO, Jordan	2008, 09, 10, 11
MARAVIGLIA, Chris	1992
MARK, Tommie	2012, 13, 14, 15
MARTEL, Jasmine	2007
MARSHALL, Scott	1981, 82, 83
MARSHALL, Vincent	2003, 04, 05, 06
MARTEL, David	1986, 87
MARTIN, Casey	2012
MARTIN, Conrad	1960
MARTIN, Isreal	1984, 85
MARTIN, Jim	1955
MASON, David	2012
MASON, Kevin	1987, 88, 89
MATEJKA, Steve	1990
MATHEWS, Derrick	2011, 12, 13, 14
MATHEWS, Jeff	1995, 96
MATHIS, Dedic	1992, 93, 94, 95
MATTOX, Matt	2002, 03
MATZKE, Elray	1953
MAULDIN, Dicky	1958
MAXON, Jeremy	1998, 99
MAXWELL, Britton	2006, 08
MAXWELL, Xavier	2012, 13
MAYES, Roger	1972, 73, 74
MAYO, Donald	2001
MAYS, Devin	2009, 10
MBU, Joey	2011, 12, 13, 14
McCARDELL, Jeremy	1999, 00, 01, 02
McCAULEY, Tim	1990, 91
McCLARY, Jimmy	2001, 02, 03
<b>McCLOSKEY, Tyler</b>	<b>2013, 14, 15</b>
McCONAUGHEY, Jim	1951, 52
McCOY, Ryan	1990, 91, 92, 93
McCRAV, Eddie	2003
McCULLAR, Chad	2003
McDADE, Robert	1988, 89
McDANIEL, Joe	1970
McDANIEL, Perry	2004, 05, 06, 07
McDONALD, Adrian	2012, 13, 14, 15
McDONALD, Don	1957, 58, 59
McDONALD, Jason	1992
McDONALD, Joe	1957, 58
McDONALD, Kelly	1980, 81
McDUFFEY, Larry	2012, 13
McGALLION, Bubba	1974, 75, 76
McGALLION, Craig	1980, 81, 82
McGALLION, Deryl	1971, 72, 73
McGAUGHEY, Thomas	1992, 93, 94, 95
McGILVRAY, John	2002, 03, 04, 05
McGOWAN, Sharod	2002
McGRAW, Donnie	1973, 74, 75
McGRAW, Marcus	2008, 09, 10, 11
McGRUDER, Bachie	1997, 99, 00, 01
McGUIRE, Gary	1985, 86, 87
McGUIRE, Jay	1994, 95, 96, 97

McKINLEY, Jason	1997, 98, 99, 00
McKNIGHT, Kelvin	1990, 93
McILROY, Bill	1954, 55, 56
McINTOSH, Don	1972, 73, 74
McINTYRE, John	2008, 09
McKINNEY, Charles	1974
McKINNEY, Dick	1955, 56, 57
McKUSKER, Willie	1950
McMANUS, Gary	1985, 86
McMILLAN, Bill	1961, 62, 63
McMILLIAN, Audray	1980, 81, 82, 83, 84
McMILLIAN, Zach	2010, 11, 12, 13
McNEEL, James	1950
McNEILL, Josh	2011, 12, 13
McPHERSON, Lawrence	1992, 93, 94
McVEA, Warren	1965, 66, 67
McWHIRTER, Sam	1951, 52
MEANS, Loyce	2007, 08, 09, 10
MEDFORD, Jeff	1996, 97, 98, 99
MEDLOCK, Reggie	2000, 01, 02
MEEKS, S.M.	1952
MERCER, Tim	2007, 08, 09
MEUX, Mike	1993, 94
MEYER, Joey	1986
MEYERS, Gene	1954
MICHON, Mike	1956, 57
MIDDLETON, Brandon	1999, 2001, 02, 03
MIDYETT, David	2000, 01
MILLER, Q. "Buck"	1948, 49, 50, 51
MILLER, Dominic	2011, 12
MILLER, Ernest	2005, 06, 07, 08
MILLER, Hubert	1978, 79, 80
MILLIGAN, Hamin	2000, 01
MILLIGAN, Hanik	2000, 01, 02
MILNER, Billy	1993, 94
MITCHAMORE, Eddie	1959, 60, 61
MITCHELL, Chris	2006, 07
MITCHELL, Leonard	1977, 78, 79, 80
MITCHELL, Mack	1972, 73, 74
MITTAG, Carl	1949, 50
MOELLER, Bill	1947, 48, 49, 50
MOFFETT, Donald	1992, 93
MOHR, Mark	1974, 75, 76
MONROE, Terry	1980, 81
MONROE, Tim	2006, 07, 08, 09
MONTGOMERY, Alton	1988, 89
MONTGOMERY, Damien	1998, 99, 00
MONTGOMERY, Del	1987, 88
MONTGOMERY, Delmonico	1993, 94, 96
MONTGOMERY, Glenn	1985, 86, 87, 88
MOORE, Avery	1990
MOORE, Charlie	1969, 70, 71
MOORE, James	1950
MOORE, William	2011, 12
MOORE, Shang	2003
MORRIS, John	1990, 91
MORROW, W. B.	1947
MOSER, Terry	1986, 88
MOUNTS, Ryan	1992
MOUTON, Jamie	1989, 90, 92
MOUTON, Joey	1993, 94, 95
MOUTON, Terrence	1992
MOZISEK, Corbin	2001, 02, 03
MOZISEK, Tommy	1970, 71
MUCHO, Tyler	1989, 90, 91, 92
MUEGGE, Ervin	1950
MULHOLLAND, Owen	1955, 56
MULLINS, Don	1958, 59, 60
MULLINS, Gary	1969, 70, 71
MULLINS, Ray	1970
MURRAY, Bryan	1990
MURRAY, Oliver	1957
MUSCARELLO, Phil	1956

MUSTAFA, Mike	2013
MYERS, Bill	1946, 47, 48, 49
MYERS, Robert	1983, 85

### • N •

NEALY, Barrick	2002
NEGRIF, Larry	1963
NEVEUX, Alan	1948, 49
NEWHOUSE, Albert	1978
NEWHOUSE, John	1978, 79, 80
NEWHOUSE, Michael	1990, 91, 92, 93
NEWHOUSE, Robert	1969, 70, 71
NICHOLAS, Tony	2000
NICHOLSON, Matt	2006, 07, 08, 10
NIKIRK, Pete	1961, 62
<b>NOBLE, Will</b>	<b>2015</b>
NOBLES, D. C.	1972, 73
NOHAVITZA, George	1946, 47
NORDGREN, George	1965, 66, 67
NORRIS, Jim	1959, 60, 61
NORWOOD, Johnny	1986, 87, 88
NOVOSAD, Truett	1996, 97, 98

### • O •

O'HARA, Johnny	1948, 49, 50, 51
O'SHEA, Chad	1994, 95
ODELL, Glenn	1998
ODOM, Chuck	1968
ODOMS, Riley	1969, 70, 71
OGLESBY, Alfred	1987, 88, 89
OGLESBY, Robert	1975, 76, 78, 79
OKAFOR, Emeka	2013, 14
O'KORN, John	2013, 14
OLIPHANT, Efrem	2010, 12, 13, 14
<b>OLIVER, Marcus</b>	<b>2014, 15</b>
ONOBUN, Fendi	2009
ORAGWU, Ralph	2010, 11, 12, 13
ORCHIN, Pat	1970, 71
ORR, Bobby	1975, 76
OTIS, Paul	1964, 65, 66
OTIS, Roy	2004, 05, 06
OWENS, Patterson	1997, 98
OWENS, Randy	1949, 50, 51

### • P •

PACIOREK, Tom	1965, 66, 67
PAHULU, Brendan	2004, 05, 06, 07
PARDEE, Ted	1988, 89, 90
PARKER, Jason	1998, 99, 00, 01
PARKER, Leonard	1971, 72, 73
PARKER, Mike	1994, 95, 96, 97
PARKS, Jerry	1990, 91
PARRIS, Damien	2014, 15
PARROTT, Mike	1969, 70
PATTERSON, Charlie	1958
PATTERSON, Jack	1952, 53, 54
PATTERSON, Jeff	1999, 2001
PATTERSON, Wilbert	1962, 63, 64
PAUL, Frank	1954, 55, 56
PAUL, Horst	1962, 63, 64
PAYNE, Damian	2011, 12, 13
PAYNE, Dazmond	2007
PAYNE, Kevin	1998, 99
PAYTE, Mike	1963, 64, 65
PAYTE, Dewayne	2011, 12
PEACOCK, Johnny	1966, 67, 68
PEACOCK, Randy	1970, 71, 72
PEACOCK, Ronny	1969, 70, 71
PEEL, Terry	1972
PENDER, Devon	1996, 98
PENN, Leif	1998, 99, 2000, 01
PEREZ, Larry	1966, 67
PERKINS, Milton	1960, 61, 62

### • R •

RAFTER, Joe	1963, 64, 65
RAGONE, Raymond "Rags"	1949
RAITANO, Joe	1955, 56
RALSON, Lloyd	1949, 50, 51
RAMSEY, Vernell	1986
RAMSEY, Warren	1950, 51
RANSON, W.C.	1981, 82
REASNO, Anthony	2007
REDMON, Joe	1975, 77, 78, 79
REDDING, Chris	2001, 02
REDDISH, James	1995
REDMAN, Bryce	2011, 12, 13, 14
REED, Gerald	1954
REESE, Ken	1951, 52, 53
REEVES, Derrick	1989
REGIMBALD, Scott	1996, 97, 98, 99
REID, Delenell	2002
REINHARDT, Paul	1962
REYNOLDS, Bobby	1962, 63
REYNOLDS, Joffrey	1999, 2000, 01, 02
RHEAMS, Leonta	1994, 95, 96, 97
RHODES, Donald	1950





## ALL-TIME LETTERMEN

RHODES, Mike	1985, 86
RHODES, Reggie	1987
RICHARD, Brandon	2007
RICHARD, Gerard	2002, 03, 04, 05
RICHARDSON, Billy	1960
RIDEAU, Rodney	2005, 06, 07
RIEVES, Charles	1959, 60
RIPKOWSKI, Gerald	1959
RISER, Zeke	2009, 11, 12
RISKE, Glenn	1971, 72, 73
RISTER, Ivis	1948, 49, 50, 51
RITCH, Gene	1960, 61, 62
ROBERSON, David	1981, 82, 83
ROBERSON, Ulric	1993, 94
ROBERTS, Dave	1993, 94, 95, 96
ROBERTS, Elandon	2013, 14, 15
ROBERTS, Ivis	1971, 72, 73
ROBERTS, Mark	2011, 12
ROBERTS, Willie	1969
ROBERTSON, Chris	2001, 02
ROBERTSON, Johnny	1988, 89
ROBERTSON, Kelly	2001
ROBERTSON, Tristen	2004, 05
ROBBINS, Kenny	1991, 92, 93
ROBINSON, Brian	1999, 2000, 01, 02
ROBINSON, Craig	1969, 70
ROBINSON, Heard	2000, 01
ROBINSON, Jamal	2007, 09, 10
ROBINSON, Jonathan	1998, 99, 00
ROBINSON, Ray	1981
RODDY, Frank	1948, 49, 50, 51
RODRIGUEZ, Andrew	2013
RODRIGUEZ, Bobby	1993, 94, 95
RODRIGUEZ, Chaz	2007, 08, 09
RODRIGUEZ, Simon	1986, 87, 88, 89
ROGERS, Bobby	1950, 51
ROGERS, Ray	1982, 83, 84
ROGERS, SirVincent	2004, 05, 06, 08
ROGERS, Wayne	1997, 98, 99, 00
ROLAND, David	1981
ROLAND, Billy	1961, 62
ROLLWAGE, Kevin	1975, 76, 77
ROSALES, Ramon	1975, 76, 77
ROS, Shane	2010, 11, 12
ROSS, Ethan	2001
ROSS, Marcus	2004
ROSS, Rayford	1992
ROUTT, Stanford	2001, 02, 03, 04
ROWDEN, L.D.	1969, 70
RUBEN, Alvin	1978, 80, 81
RUDD, J.T.	2006
RUSSELL, Kirk	1989, 90
RUST, Joe	1973, 74, 75

**• S •**

SAAVEDRA, Joey	1998
SAENZ, Nick	2008, 09, 10, 11
SAI, Edwin	1995, 96
SAMPSON, Kevin	1990
SANDERS, Mike	1963
SANDERS, Robert	1959
SANDERS, TiAndre	1990, 91, 92, 93
SANFORD, Ketric	1996, 97, 98, 99
SARGENT, Blake	2010
SATCHER, Larry	1966
SAUCEDA, Ignacio	1995, 96
SCALISE, Frank	1973, 74, 75
SCHIRMER, Matt	2001, 02, 03, 04
SCHNEIDER, David	1968, 69
SCHOPPE, Todd	1983, 84, 85
SCHULZ, Adam	2015
SCHUPP, Bert	1972, 73, 74
SCHWARTZ, Rocky	2004, 05, 06, 07

SCOURTEN, Wesley	2007, 08, 10
SCYPION, Radermon	2009, 10, 11, 12
SEBASTIAN, Don	1976
SEIBERT, Dylan	2013, 14
SELBY, Carroll	1948, 49
SEMIAN, John	1958, 59, 60
SESSIONS, Don	1959, 60, 61
SETTEGAST, Warren	1946, 47
SEXTON, Andy	1985, 87, 88
SHANNON, Gene	1949, 50, 51
SHAW, Chad	1994, 95, 96, 97
SHELMON, Clarence	1973, 74
SHEPHERD, Larry	1982, 83, 84, 85
SHIRES, Paul	1967, 68
SHOEMAKER, Jordan	2007, 08, 09, 10
SHOEMAKER, Wayne	1952, 53, 54, 55
SHOWS, Newton	1952, 53
SIDES, Barry	1964, 65, 66
SIMMONS, Michael	1985
SIMON, Harry	2006, 07
SIMPSON, Antoine	1996, 97
SIMPSON, Mike	1966, 67, 68
SIMS, Charles	2009, 11, 12
SIMS, DeAnthony	2009, 11, 12, 13
<b>SINGLETON, B.J.</b>	<b>2013, 14, 15</b>
SKINNER, Tommy	2007
SKOG, Jack	1962, 63, 64
SMELEK, Brian	2009
SMITH, Antowain	1995, 96
SMITH, Billy	1962, 63, 64
SMITH, E.J.	2008, 09, 10, 11
SMITH, Joe Bob	1954, 55, 56
SMITH, Jeremy	2009, 10
SMITH, Kody	1987, 88
SMITH, Lamar	1992, 93
SMITH, Manor	1947
SMITH, Marcus	1997, 98, 00
SMITH, Michael L.	1964
SMITH, Michael	1994, 98
SMITH, Paul	1987, 88, 89
SMITH, Sherman	1990, 91, 92, 93
SMITH, Steve	1970
SNELL, Fred	1976, 77, 78
SNELSON, Bob	1951
SNOKHOUS, Ray "Snooky"	1951
SOWELLS, Jesse	2001, 02
SPEIGHT, Phillip	1990
SPENCER, Charles	1993, 94
SPENCER, Daniel	2011, 12, 13, 14
SPENCER, Halley	1997, 98
SPILLMAN, Steve	1987, 88
SPITZENBERGER, Rudy	1955, 56
SPRADLIN, Mike	1975, 76
SPRATT, Dick	1964, 65, 66
SPRATT, Mike	1963, 64, 65
SPRIGGS, Marcus	1995, 96
SPRUILL, Skippy	1966
STAGGS, Ed	1948, 49
STANKUS, John	1986, 87, 88
STANLEY, Del	1971, 72
STANLEY, Matt	2003
STANSBURY, Gavin	2014
STEGALL, Ken	1953, 54, 55
STERLING, Courtney	2003, 04, 05
STEWART, Phillip	2009, 10, 11, 12
STEWART, Otis	1968, 69
STEWART, Tate	2005, 06, 07, 08
STEWART, Trevon	2012, 13, 14, 15
STICE, Luke	2012, 13, 14
STILLE, Justin	1996, 97, 98, 99
STOFT, Jason	1993, 94
STOHLER, Buddy	1971, 72, 73
STOKES, Lonnie	1981, 82, 84

STOLT, Matthew	2007
STOTTER, Rich	1965, 66, 67
STRONG, Jim	1968, 69
STUDSTILL, Pat	1958, 59
STUNGIS, Luke	1971, 72
SUGAREK, Chester	1949, 50, 51
SUBINGSUBING, Ashley	2003, 04
SUMMERFORD, Allen	1968, 69
SWAN, Roy	2002, 03, 04, 05
SWEENEY, Isaiah	2010, 11
SWEETEN, Paul	1957
SWISHER, Randy	1979, 80

**• T •**

TAIT, Jeff	1991, 92
TATE, Raymond	1984, 85, 86
TAYLOR, Harold	2004, 05
TAYLOR, Hosea	1977, 78, 79, 80
TAYLOR, Robert	1962
<b>TAYLOR, Steven</b>	<b>2013, 14, 15</b>
TEAGUE, Bubba	2000
TERMIN, Billy	1983
TERRELL, Damon	2000
TERRELL, Ricky	1971, 72, 73
TERRY, Buddy	1955, 56
TEYKL, Brian	1983, 84
THIBODEAUX, Cody	2002
THIEBAUD, Brian	1998, 99, 00
<b>THOMAS, Davonte</b>	<b>2014</b>
THOMAS, Dyrall	1975, 76, 77
THOMAS, Earl	1968, 69, 70
THOMAS, Edward	1986, 87, 88, 89
THOMAS, Franky	1987
<b>THOMAS, Josh</b>	<b>2014, 15</b>
THOMPSON, Chris	2008, 09, 10, 11
THOMPSON, Grover	2000, 01
THOMPSON, Isaiah	2007, 08, 09, 10
THOMPSON, Kraig	1988, 89
THOMPSON, Lidney	1957, 58
THOMPSON, Mikey	1980
THOMPSON, Mickey Don	1963, 64, 65
THORNBURG, Jon	1968, 69
THORNTON, Randy	1984, 85, 86, 87
<b>THURMAN, Nick</b>	<b>2015</b>
THURSTON, Nicholas	2009
TILLMAN, Alex	2012, 13
TILLMAN, Bobby	2001, 03
TINCHER, Brad	1994
TINGLE, Boyd	1947, 48, 49
TINGLE, William	1946, 47, 48
TONGA, Matangi	2010
TOWNS, Cecil	1946, 47, 48, 49
TRAWEEK, Ryan	2005
TREMBLAY, Robin	1998, 99, 00, 01
TRUITT, Leroy	1988, 89, 90
TRUSS, Leo	1980, 81
TUBBS, Josh	1990, 91, 93
TUCKER, Caleb	2014
TUGGLE, Kevin	1987, 88
TURNBULL, Robert	1954
TURNER, Chase	2007, 08, 09
TURNER, Cotton	2010, 11
TURNER, Grady	1979, 80, 81
TURNER, T.J.	1982, 83, 84, 85
TUSA, Joe Charles	1953
<b>TYNES, Rasheed</b>	<b>2015</b>
TYSON, John	2001, 02

**• U •**

USMAN, Mohammed	2008
-----------------	------

**• V •**

VALENCIA, Colton	2011, 12
------------------	----------

VAN HAVERBEKE, J.	1949, 50, 51, 52
VAN HAVERBEKE, Leo	1949, 50
VAN OSDEL, Bill	1961, 62
VATER, Max	1973, 74
<b>VAUGHAN, Zach</b>	<b>2015</b>
VEASEY, Craig	1986, 87, 88, 89
VENTRESS, Nigel	1991, 92
VIDRINE, Marcus	1993
VILLARREAL, Sebastian	1995, 96, 97
VONNER, Reggie	1980, 81, 82
VOLLMER, Sebastian	2005, 07, 08

**• W •**

WADDELL, Mike	1998
WADE, Dewey	1957, 58
WALKER, Bobby Don	1952, 53
WALKER, Theoran	1997, 98
WALKER, Turon	2013, 14
WALL, Carter	2015
WALLACE, Leon	1946
WALLACE, Roy	1946, 47
WARD, Gene	1956, 57
<b>WARD, Greg Jr.</b>	<b>2013, 14, 15</b>
WARD, Milton	1972
WARD, Thomas	1970, 71
WARE, André	1987, 88, 89
WARREN, Darren	1986, 87, 88, 89
WASHINGTON, Vaughn	1996, 97
WATSON, Damerius	2000, 01
WATSON, Ken	1956
WATSON, Milton	1980, 81, 82
WATTS, Marty	1972, 73, 74
WATTS, Roy	2009, 10
WEATHERSPOON, Chuck	1987, 88, 89, 90
WEATHERSPOON, Linton	1990, 91
WEAVER, Evan	1946, 47
WEBB, Javin	2015
WELCH, John	1953
WELCH, Mike	1973
WELFORD, Braxton	2011, 12
WELLS, Jim	1975, 77, 79
WEST, Brian	2007
WEST, Charles	1993, 94, 95, 96
WEST, Damien	2002, 03
WHARTON, Hogan	1957, 58
WHARTON, Michael	1982, 84
WHEAT, James	1963
WHEELER, Chris	1999, 2000, 01, 02
WHEELER, Joe	1992, 93
WHEELER, Robbie	1995, 96, 97
WHEELER, Wayne	1994
WHIGHAM, Brad	1990, 91, 93
WHITE, Emile	1997, 98, 99, 2000
WHITE, Tyler	2014, 15
WHITELY, Keith	1991, 92
WHITLEY, Wilson	1973, 74, 75, 76
WHITTY, Greg	1990, 91, 93
WIGGINS, Dallas	1979, 81, 82
WILKERSON, Daryl	1977, 78, 79
WILLHELM, Don	1947, 48, 49
WILLIAMS, Brian	1987, 88, 89, 90
WILLIAMS, David	1998, 99, 00
WILLIAMS, DeMario	2006
WILLIAMS, Gerome	1992, 93, 94, 95
WILLIAMS, Jermaine	1994, 95, 96
<b>WILLIAMS, Joael</b>	<b>2015</b>
WILLIAMS, Kendall	1997, 98, 99, 00
WILLIAMS, Kenton	1995
<b>WILLIAMS, Khalil</b>	<b>2014, 15</b>
WILLIAMS, Marcus	2012
WILLIAMS, Nate	1999
WILLIAMS, Quinte	2005, 06, 07, 08
WILLIAMS, Robbie	1967

WILLIAMS, Ronnie	2010, 11, 12
WILLIAMS, Rufus	1999, 2000, 01, 02
WILLIAMS, Shomari	2006, 07
WILLIAMS, Steven	1992, 93, 94, 95
WILLIAMS, Teric	2007
WILLIAMS, Theodis	1975, 78, 79
WILLIAMS, Tony	1991
WILLIAMS, Willis	1976, 77
WILLIAMSON, Raul	1998, 99, 00
WILLIAMSON, Todd	1973, 74
WILLINGHAM, Bryan	1972, 73, 74
WILKINSON, Brian	1981, 82
WILSON, Austin	2010, 11, 12, 13
WILSON, Ben	1953, 54
<b>WILSON, Brandon</b>	<b>2013, 14, 15</b>
WILSON, Chris	2009, 10
WILSON, Eric	1997
<b>WILSON, Howard</b>	<b>2014, 15</b>
WILSON, James	1978, 79
WILSON, Lionel	1981, 82, 83
WILSON, Morris	1963
WILSON, Ricky	2003, 05
<b>WINCHESTER, Jeremy</b>	<b>2015</b>
WIND, Ken	1954, 55, 56
WINDHAM, Jim	1958, 59, 60
WINDOM, Albert	1980
WINN, Bryant	1982, 83, 84
WITTEN, Jon	2013
WOLSON, Eric	1994, 95
WOODALL, Dick	1965, 66, 67
WOODARD, Jermain	2001, 02, 03
WOODBERRY, Anthony	1995
WOODRING, Phil	1966, 67, 68
WOODS, Darren	1991
WOODS, Demetrius	2009
WOODS, Marc	2009
WOODS, Tim	1989, 90
WOODY, Nathan	1998, 99, 00
WRIGHT, Eddie	1979, 80, 81
WRIGHT, Elmo	1968, 69, 70
WRIGHT, Harry	1977, 78
WRIGHT, Jimmie	1980
WRIGHT, Red	1959, 60, 61
WRIGHT, Tim	1963, 64, 65
WYATT, Jay	1976, 77, 78
WYATT, J.J.	2001, 02, 03, 04

**• Y •**

YANCY, Kellan	2005, 06, 07
YOKUBAITIS, Ron	1962, 63
YOUNG, Alfred	1993, 94
YOUNG, Anthony	1986
YOUNGBLOOD, Jason	1989, 90, 91, 92

**• Z •**

ZAJAC, Mike	1998, 99, 00
ZARATE, Luis	1989
ZAVALETTA, Bart	2002

2016 SEASON

COACHING STAFF

THE COUGARS

SEASON REVIEW

HISTORY & RECORDS



# HOUSTON FOOTBALL

## YEAR-BY-YEAR HISTORY

2016 SEASON

COACHING STAFF

THE COUGARS

SEASON REVIEW

HISTORY & RECORDS

Year	Coach	Captain(s)	Overall				National Rank AP/UPI-Coaches	Conference				Finish
			W	L	T	Pct.		W	L	T	Pct.	
<b>Lone Star Conference (12-20 • 4-13 LSC)</b>												
1946	Jewell Wallace	Bill Cook, Tony Ditta	4	6	0	.400	-	1	4	0	.200	5th
1947	Jewell Wallace	Boyd Tingle, Evan Weaver	3	8	0	.273	-	0	6	0	.000	7th
1948	Clyde Lee	Cecil Towns, Jack Gwin	5	6	0	.454	-	3	3	0	.500	4th
<b>Gulf Coast Conference (5-4-1 • 1-2-0 GSC)</b>												
1949	Clyde Lee	Aubrey Baker, Cecil Towns	5	4	1	.550	-	1	2	0	.333	3rd
<b>Independent (4-6)</b>												
1950	Clyde Lee	Bill Moeller, Max Clark	4	6	0	.400	-	-	-	-	-	-
<b>Missouri Valley Conference (49-37-3 • 23-10-1 MVC • 4 Championships • 1 Bowl Win • 1 Bowl)</b>												
1951*	Clyde Lee	Gene Shannon, John O'Hara, Buck Miller	6	5	0	.545	-	2	2	0	.500	4th
1952	Clyde Lee	Howard Clapp, John Carroll, J.D. Kimmell	8	2	0	.800	NR/19	3	0	0	1.000	1st
1953	Clyde Lee	Buddy Gillioz, Paul Carr	4	4	1	.500	-	1	2	0	.333	3rd
1954	Clyde Lee	Jack Patterson, George Hynes	5	5	0	.500	-	3	1	0	.750	2nd
1955	Bill Meek	Jim Blackstone, Lavell Isbell	6	4	0	.600	-	2	2	0	.500	3rd
1956	Bill Meek	Don Flynn, Ken Wind	7	2	1	.750	-	4	0	0	1.000	1st
1957	Hal Lahar	Mike Michon, Bob Blevins	5	4	1	.550	-	3	0	1	.875	1st
1958	Hal Lahar	Hogan Wharton, Harold Lewis, Don Brown	5	4	0	.555	-	2	2	0	.500	3rd
1959	Hal Lahar	Claude King, Howard Evans	3	7	0	.300	-	3	1	0	.750	1st
<b>Independent (100-62-7 • 3 Bowl Wins • 5 Bowls)</b>												
1960	Hal Lahar	Wiley Feagin, Jim Kuehne, Jim Windham	6	4	0	.600	-	-	-	-	-	-
1961	Hal Lahar	Ken Bolin, Bill Brown, Joe Bob Isbell	5	4	1	.550	-	-	-	-	-	-
1962*	Bill Yeoman	Billy Roland, Bobby Brezina	7	4	0	.636	-	-	-	-	-	-
1963	Bill Yeoman	Clem Beard, Demaree Jones, Frank Brewer	2	8	0	.200	-	-	-	-	-	-
1964	Bill Yeoman	Horst Paul	2	6	1	.278	-	-	-	-	-	-
1965	Bill Yeoman	Cotton Guerrant	4	5	1	.450	-	-	-	-	-	-
1966	Bill Yeoman	Dick Post	8	2	0	.800	NR/17	-	-	-	-	-
1967	Bill Yeoman	Royce Berry	7	3	0	.700	NR/19	-	-	-	-	-
1968	Bill Yeoman	Jerry Gardner, Bill Cloud, Paul Gipson	6	2	2	.700	18/t-20	-	-	-	-	-
1969*	Bill Yeoman	Jim Strong, Jerry Drones	9	2	0	.818	12/16	-	-	-	-	-
1970	Bill Yeoman	Craig Robinson, Charlie Hall, Richard Harrington	8	3	0	.727	19/13	-	-	-	-	-
1971*	Bill Yeoman	Robert Newhouse, Gary Mullins, Frank Ditta	9	3	0	.750	17/14	-	-	-	-	-
1972	Bill Yeoman	Puddin' Jones, Randy Peacock, David Bourquin	6	4	1	.591	-	-	-	-	-	-
1973*	Bill Yeoman	Ken Baugh, D.C. Nobles, Deryl McGallion	11	1	0	.917	9/13	-	-	-	-	-
1974*	Bill Yeoman	Bubba Broussard, Robert Giblin, Mack Mitchell	8	3	1	.708	19/11	-	-	-	-	-
1975	Bill Yeoman	Paul Humphreys, Wilson Whitley	2	8	0	.200	-	-	-	-	-	-
<b>Southwest Conference (115-108-4 • 79-70-4 SWC • 4 Championships • 3 Bowl Wins • 7 Bowls)</b>												
1976*	Bill Yeoman	Paul Humphreys, Wilson Whitley, Val Belcher	10	2	0	.833	4/4	7	1	0	.875	t-1st
1977	Bill Yeoman	Danny Davis, Ramon Rosales, Kevin Rollwage, Vincent Greenwood	6	5	0	.545	-	4	4	0	.500	t-4th
1978*	Bill Yeoman	Danny Davis, David Hodge, Jim Wells	9	3	0	.750	10/11	7	1	0	.875	1st
1979*	Bill Yeoman	David Hodge, Delrick Brown, Jim Wells	11	1	0	.917	5/5	7	1	0	.875	t-1st
1980*	Bill Yeoman	Terry Elston, Steve Bradham	7	5	0	.583	-	5	3	0	.625	t-2nd
1981*	Bill Yeoman	Grady Turner	7	4	1	.625	-	5	2	1	.688	3rd
1982	Bill Yeoman	Maceo Fifer, Greg Harmon, Weedy Harris	5	5	1	.500	-	4	3	1	.563	4th
1983	Bill Yeoman	Eugene Lockhart, Duane Losack, Dwyane Love	4	7	0	.364	-	3	5	0	.375	7th
1984*	Bill Yeoman	Audrey McMillian, Ray Rogers, Bryant Winn	7	5	0	.583	-	6	2	0	.750	t-1st
1985	Bill Yeoman	Todd Schoppe, T.J. Turner	4	7	0	.364	-	3	5	0	.375	5th
1986	Bill Yeoman	Robby Brezina	1	10	0	.091	-	0	8	0	.000	9th
1987	Jack Pardee	Gary McGuire, Robert Jones, Tim Britton	4	6	1	.409	-	2	4	1	.357	7th
1988*	Jack Pardee	Jet Brown, William Gant, Johnny Jackson, Keith Jenkins	9	3	0	.750	18/NR	5	2	0	.714	2nd
1989	Jack Pardee	Kimble Anders, Joey Banes, Tyrone Jones, Alton Montgomery	9	2	0	.818	14/14	5	2	0	.714	2nd
1990	John Jenkins	Reggie Burnette, Manny Hazard, Jason Jessup, Chuck Weatherspoon	10	1	0	.909	10/12	7	1	0	.875	2nd
1991	John Jenkins	Roman Anderson, David Klingler, Glenn Cadrez	4	7	0	.364	-	3	5	0	.375	7th
1992	John Jenkins	Eric Blount, Freddie Gilbert, Chris Pezman, Jason Youngblood	4	7	0	.364	-	2	5	0	.286	t-6th
1993	Kim Helton	Ryan McCoy, Jimmy Klingler	1	9	1	.136	-	1	5	1	.214	t-7th
1994	Kim Helton	Clay Helton, Mike Meux, Billy Milner, Alfred Young	1	10	0	.091	-	1	6	0	.143	6th
1995	Kim Helton	Larkay James, Thomas McGaughey, Chad O'Shea, Gerome Williams	2	9	0	.182	-	2	5	0	.286	5th
<b>Conference USA (103-104 • 68-57 C-USA • 3 Bowl Wins • 8 Bowls)</b>												
1996*	Kim Helton	Gary Haynes, Antowain Smith, Charles West	7	5	0	.583	-	4	1	0	.800	t-1st
1997	Kim Helton	Keon Banks, Jay McGuire, Mike Parker	3	8	0	.273	-	2	4	0	.333	t-4th
1998	Kim Helton	Jason deGroot, Jerrian James, Micah Malone	3	8	0	.273	-	2	4	0	.333	t-5th
1999	Kim Helton	Ketric Sanford, Mike James, Jeff Medford	7	4	0	.636	-	3	3	0	.500	6th
2000	Dana Dimel	Jason McKinley, Mike Clark, Wayne Rogers, Josh Lovelady	3	8	0	.273	-	2	5	0	.286	7th
2001	Dana Dimel	Jabari Beauford, Jason Parker, Hamin Milligan, Orlando Iglesias, Clint deGroot	0	11	0	.000	-	0	7	0	.000	10th
2002	Dana Dimel	Ronnie Braxton, Rex Hadnot, Bryan Hill, Hanik Milligan, Joffrey Reynolds, Chris Robertson, Jesse Sowell	5	7	0	.417	-	3	5	0	.375	8th
2003*	Art Briles	Chosen prior to each game	7	6	0	.538	-	4	4	0	.500	t-4th
2004	Art Briles	Chosen prior to each game	3	8	0	.273	-	3	5	0	.375	t-6th
2005*	Art Briles	Chosen prior to each game	6	6	0	.500	-	4	4	0	.500	3rd/W
2006*	Art Briles	Chosen prior to each game	10	4	0	.714	-	7	1	0	.875	1st/(W)
2007	Art Briles	Chosen prior to each game	8	4	0	.667	-	6	2	0	.750	t-1st (W)
	Chris Thurmond		0	1	0	.000	-	0	0	0		
2008*	Kevin Sumlin	Kenneth Fontenette, Mark Hafner, Phillip Hunt, Case Keenum, SirVincent Rogers	8	5	0	.615	-	6	2	0	.750	3rd (W)
2009	Kevin Sumlin	Case Keenum, Matt Nicholson, Marcus McGraw, Carl Barnett	10	4	0	.714	-	6	2	0	.750	t-1st (W)
2010	Kevin Sumlin	Case Keenum, Matt Nicholson, Marcus McGraw, James Cleveland	5	7	0	.417	-	4	4	0	.500	3rd (W)
2011*	Kevin Sumlin	Patrick Edwards, Case Keenum, Marcus McGraw	12	1	0	.923	18/14	8	0	0	1.000	1st (W)
	Tony Levine		1	0	0	1.000	-	0	0	0	.000	
2012	Tony Levine	Jacoby Ashworth, Charles Sims, D.J. Hayden, Phillip Steward, Matt Hogan	5	7	0	.417	-	4	4	0	.500	t-3rd (W)
<b>American Athletic Conference (29-11 • 17-7 American • 2 Bowl Wins • 3 Bowls)</b>												
2013*	Tony Levine	Zach McMillian, Richie Leone, Kenneth Farrow, Derrick Mathews, Bryce Redman, Joey Mbu	8	5	0	.615	-	5	3	0	.625	4th
2014*	Tony Levine	Kenneth Farrow, Derrick Mathews, Joey Mbu, Bryce Redman, Daniel Spencer, Trevon Stewart	7	5	0	.615	-	5	3	0	.625	t-4th
	David Gibbs		1	0	0	1.000	-	0	0	0	.000	
2015	Tom Herman	Kenneth Farrow, Alex Cooper, Elandon Roberts, Adrian McDonald	13	1	0	.929	8/8	7	1	0	.875	1st
<b>70 years</b>	<b>15 Coaches</b>		<b>417</b>	<b>352</b>	<b>15</b>	<b>.536</b>		<b>192</b>	<b>159</b>	<b>5</b>	<b>.846</b>	

\*Record includes bowl game. ^Final national ranking according to Associated Press (A) and United Press International (1950-90) or CNN/USA Today Coaches' (1991 - present) polls. Where two numbers are listed, AP finish is indicated first

% - Coached the 2007 Texas Bowl & - Coached the 2012 TicketCity Bowl # - Coached the 2015 Lockheed Martin Armed Forces Bowl



## COACHING HISTORY

-----Overall-----									-----Conference-----					
Coach (Alma Mater)	Yrs.	Tenure	W	L	T	Pct.	Bowls	Bowl Wins	Titles	W	L	T	Pct.	League
Jewell Wallace (TCU '34)	2	1946-47	7	14	0	.333	0	0	0	1	10	0	.091	Lone Star
Clyde Lee (Centenary '32)	7	1948-54	37	32	2	.535	1	1	1	13	10	0	.565	LSC, GCC, MVC
Bill Meek (Tennessee '43)	2	1955-56	13	6	1	.675	0	0	1	6	2	0	.750	MVC
Harold Lahar (Oklahoma '41)	5	1957-61	24	23	2	.510	0	0	2	8	3	1	.708	MVC
Bill Yeoman (Army '50)	25	1962-86	160	108	8	.597	11	6	4	51	35	2	.591	SWC
Jack Pardee (Texas A&M '57)	3	1987-89	22	11	1	.662	1	0	0	12	8	1	.595	SWC
John Jenkins (Arkansas '73)	3	1990-92	18	15	0	.545	0	0	0	12	11	0	.522	SWC
Kim Helton (Florida '70)	7	1993-99	24	53	1	.314	1	0	1	15	28	1	.352	SWC, C-USA
Dana Dimel (Kansas State '86)	3	2000-03	8	26	0	.235	0	0	0	5	17	0	.227	C-USA
Art Briles (Texas Tech '79)	5	2003-07	34	28	0	.548	3	0	1	24	16	0	.600	C-USA
Chris Thurmond (Tulsa '75)	0+	2007	0	1	0	.000	1	0	0	0	0	0	.000	C-USA
Kevin Sumlin (Purdue '88)	3+	2008-11	35	17	0	.673	2	1	0	24	8	0	.750	C-USA
Tony Levine (Minnesota '96)	2+	2011-14	21	17	0	.538	2	1	0	14	10	0	.583	C-USA, American
David Gibbs (Colorado '90)	0+	2014	1	0	0	1.000	1	1	0	0	0	0	.000	American
Tom Herman (Cal Lutheran '97)	1	2014 -	13	1	0	.929	1	1	1	7	1	0	.875	American
<b>Totals</b>	<b>70</b>	<b>1946-2015</b>	<b>417</b>	<b>352</b>	<b>15</b>	<b>.536</b>	<b>24</b>	<b>11</b>	<b>11</b>	<b>192</b>	<b>159</b>	<b>5</b>	<b>.546</b>	

### ALL-TIME COACHING LEADERS

#### By Victories

Coach	Yrs.	Tenure	Record	Pct.
Bill Yeoman	25	1962-86	160-108-8	.597
Clyde Lee	7	1948-54	37-32-2	.535
Kevin Sumlin	3+	2008-11	35-17-0	.673
Art Briles	5	2003-07	34-28-0	.548
Harold Lahar	5	1957-61	24-23-2	.510
Kim Helton	7	1993-99	24-53-1	.314
Jack Pardee	3	1987-89	22-11-1	.662
Tony Levine	3	2011-14	21-17-0	.538
John Jenkins	3	1990-92	18-15-0	.545
Tom Herman	1	2014 -	13-1-0	.929
Bill Meek	2	1955-56	13-6-1	.675
Dana Dimel	3	2000-03	8-26-0	.235
Jewell Wallace	2	1946-47	7-14-0	.333
David Gibbs	0+	2014-15	1-0-0	1.000
Chris Thurmond	0+	2007	0-1-0	.000
<b>Totals</b>	<b>70</b>	<b>1946-2015</b>	<b>417-352-15</b>	<b>.536</b>

#### By Winning Percentage

Coach	Yrs.	Tenure	Record	Pct.
David Gibbs	0+	2014-15	1-0-0	1.000
Tom Herman	1	2014 -	13-1-0	.929
Bill Meek	2	1955-56	13-6-1	.675
Kevin Sumlin	3+	2008-11	35-17-0	.673
Jack Pardee	3	1987-89	22-11-1	.662
Bill Yeoman	25	1962-86	160-108-8	.597
Art Briles	5	2003-07	34-28-0	.548
John Jenkins	3	1990-92	18-15-0	.545
Tony Levine	3	2011-14	21-17-0	.538
Clyde Lee	7	1948-54	37-32-2	.535
Harold Lahar	5	1957-61	24-23-2	.510
Jewell Wallace	2	1946-47	7-14-0	.333
Kim Helton	7	1993-99	24-53-1	.314
Dana Dimel	3	2000-03	8-26-0	.235
Chris Thurmond	0+	2007	0-1-0	.000
<b>Totals</b>	<b>70</b>	<b>1946-2015</b>	<b>417-352-15</b>	<b>.536</b>

### ALL-TIME COACHING LEADERS

#### By Conference Victories

Coach	Yrs.	Tenure	Record	Pct.
Bill Yeoman	11	1962-86	51-35-2	.591
Art Briles	5	2003-07	24-16-0	.600
Kevin Sumlin	3+	2008-11	24-8-0	.750
Kim Helton	7	1993-99	15-28-1	.352
Tony Levine	3	2011-14	14-10-0	.583
Clyde Lee	7	1948-54	13-10-0	.565
Jack Pardee	3	1987-89	12-8-1	.595
John Jenkins	3	1990-92	12-11-0	.522
Harold Lahar	3	1957-61	8-3-1	.708
Tom Herman	1	2014 -	7-1-0	.875
Bill Meek	2	1955-56	6-2-0	.750
Dana Dimel	3	2000-03	5-17-0	.227
Jewell Wallace	2	1946-47	1-10-0	.091
<b>Totals</b>	<b>54</b>	<b>1946-2015</b>	<b>192-159-5</b>	<b>.546</b>

#### By Conference Winning Percentage

Coach	Yrs.	Tenure	Record	Pct.
Tom Herman	1	2014 -	7-1-0	.875
Kevin Sumlin	3+	2008-11	24-8-0	.750
Bill Meek	2	1955-56	6-2-0	.750
Harold Lahar	3	1957-61	8-3-1	.708
Art Briles	5	2003-07	24-16-0	.600
Jack Pardee	3	1987-89	12-8-1	.595
Bill Yeoman	11	1962-86	51-35-2	.591
Tony Levine	3	2011-14	14-10-0	.583
Clyde Lee	7	1948-54	13-10-0	.565
John Jenkins	3	1990-92	12-11-0	.522
Kim Helton	7	1993-99	15-28-1	.352
Dana Dimel	3	2000-03	5-17-0	.227
Jewell Wallace	2	1946-47	1-10-0	.091
<b>Totals</b>	<b>53</b>	<b>1946-2015</b>	<b>192-159-5</b>	<b>.546</b>

2016 SEASON

COACHING STAFF

THE COUGARS

SEASON REVIEW

HISTORY & RECORDS





# HOUSTON FOOTBALL

## SERIES RECORDS

2016 SEASON

COACHING STAFF

THE COUGARS

SEASON REVIEW

HISTORY & RECORDS

Opponent	W	L	T	Pct.	First Game	Last Game
Alabama	0	10	0	.000	1959	2007
Air Force	1	2	0	.333	2008	2009
Arizona	1	1	0	.500	1969	1986
Arizona State	4	5	0	.444	1952	1990
Arkansas	6	12	0	.333	1952	1991
Army	5	2	0	.714	1998	2004
Auburn	1	5	0	.167	1956	1973
Baylor	13	14	1	.482	1950	1995
Boston College	1	2	0	.333	1961	1984
BYU	0	2	0	.000	2013	2014
California	0	2	0	.000	1997	1998
Centenary	1	0	0	1.000	1947	1947
Chattanooga	1	0	0	1.000	1965	1965
<b>Cincinnati</b>	<b>14</b>	<b>10</b>	<b>0</b>	<b>.565</b>	<b>1957</b>	<b>2015</b>
Colorado	0	1	0	.000	1971	1971
Colorado State	3	1	0	.750	1972	2008
Daniel Baker	1	0	0	1.000	1947	1947
Dayton	1	0	0	1.000	1951	1951
Detroit Mercy	7	0	0	1.000	1951	1963
East Carolina	5	7	0	.417	1997	2012
Eastern Washington	1	0	0	1.000	1990	1990
Florida	1	3	0	.250	1969	1995
Florida State	13	2	2	.824	1960	2015
Fort Hood	1	0	0	1.000	1946	1946
Georgia	2	1	1	.625	1967	1974
Georgia State	1	0	0	1.000	2011	2011
Grambling State	2	0	0	1.000	2006	2014
Hardin-Simmons	1	2	1	.375	1947	1951
Hawai'i	0	1	0	.000	2003	2003
Idaho	2	0	0	1.000	1967	1968
Illinois	1	1	0	.500	1991	1992
Kansas	0	3	0	.000	1994	2005
Kentucky	2	0	0	1.000	1965	1966
<b>Lamar</b>	<b>3</b>	<b>0</b>	<b>0</b>	<b>1.000</b>	<b>1975</b>	<b>1983</b>
Louisiana-Lafayette	6	3	0	.667	1946	2006
LSU	1	2	0	.333	1996	2000
Louisiana Tech	4	3	0	.571	1948	2012
<b>Louisville</b>	<b>8</b>	<b>8</b>	<b>0</b>	<b>.500</b>	<b>1950</b>	<b>2015</b>
Marshall	2	2	0	.500	2007	2012
Maryland	1	0	0	1.000	1977	1977
McMurray College	1	0	0	1.000	1947	1947
<b>Memphis</b>	<b>15</b>	<b>9</b>	<b>0</b>	<b>.625</b>	<b>1963</b>	<b>2015</b>
Miami (Florida)	7	11	0	.389	1957	2006
Miami (Ohio)	2	0	0	1.000	1962	1984
Michigan	0	3	0	.000	1992	2003
Michigan State	1	0	0	1.000	1967	1967
Midwestern State	1	1	0	.500	1949	1950
Minnesota	1	1	0	.500	1997	1998
Mississippi	3	15	0	.167	1952	1970
Mississippi State	9	7	0	.563	1956	2010
Missouri	1	1	0	.500	1988	1994
Montana	1	0	0	1.000	1955	1955
<b>Navy</b>	<b>2</b>	<b>0</b>	<b>0</b>	<b>1.000</b>	<b>1980</b>	<b>2015</b>
Nebraska	1	0	0	1.000	1979	1979
New Mexico	2	0	0	1.000	1972	1981
North Carolina	1	1	0	.500	1996	1999
North Carolina State	1	1	1	.500	1967	1974
North Texas	7	7	0	.500	1946	2012
Northwestern State	1	0	0	1.000	2009	2009
Notre Dame	0	1	0	.000	1978	1978

Opponent	W	L	T	Pct.	First Game	Last Game
Ohio State	0	1	0	.000	1994	1994
<b>Oklahoma</b>	<b>0</b>	<b>2</b>	<b>0</b>	<b>.000</b>	<b>1981</b>	<b>2004</b>
Oklahoma State	10	9	1	.525	1951	2009
Oregon	0	3	0	.000	1983	2005
Oregon State	2	1	0	.667	1960	1970
Penn State	1	2	0	.333	1964	2011
Pittsburgh	2	1	0	.500	1996	2014
Rice	29	11	0	.725	1971	2013
Rutgers	1	0	0	1.000	2013	2013
Saint Bonaventure	0	2	0	.000	1949	1950
Saint Louis	1	0	0	1.000	1949	1949
Sam Houston State	4	2	0	.667	1946	2005
San Diego State	2	0	0	1.000	1972	1973
San Jose State	1	0	0	1.000	1971	1971
South Carolina	1	2	0	.333	1973	2006
South Florida	2	2	0	.333	2001	2014
Southern	2	0	0	1.000	2008	2013
<b>SMU</b>	<b>20</b>	<b>10</b>	<b>1</b>	<b>.661</b>	<b>1975</b>	<b>2015</b>
Southern Miss	5	9	0	.357	1957	2011
Stephen F. Austin	1	2	0	.333	1946	1948
Syracuse	1	1	0	.500	1970	1996
Tampa	1	0	0	1.000	1966	1966
Temple	5	0	0	1.000	1987	2015
Tennessee	1	2	0	.333	1953	1998
Tennessee Tech	1	0	0	1.000	2015	2015
Texas	7	16	2	.320	1953	2002
Texas A&M-Commerce	1	2	0	.333	1946	1948
Texas A&M-Kingsville	2	1	0	.667	1946	1948
Texas A&M	12	19	3	.397	1952	1995
TCU	13	12	0	.520	1976	2007
Texas Southern	1	0	0	1.000	2007	2007
<b>Texas State</b>	<b>2</b>	<b>4</b>	<b>0</b>	<b>.333</b>	<b>1946</b>	<b>2015</b>
Texas Tech	18	11	1	.617	1951	2010
Trinity	2	3	0	.400	1947	1964
<b>Tulane</b>	<b>15</b>	<b>5</b>	<b>0</b>	<b>.750</b>	<b>1968</b>	<b>2015</b>
<b>Tulsa</b>	<b>22</b>	<b>18</b>	<b>0</b>	<b>.550</b>	<b>1950</b>	<b>2015</b>
UAB	5	4	0	.556	1999	2012
<b>UCF</b>	<b>2</b>	<b>5</b>	<b>0</b>	<b>.286</b>	<b>2005</b>	<b>2015</b>
UCLA	3	4	0	.429	1977	2012
<b>UConn</b>	<b>0</b>	<b>1</b>	<b>0</b>	<b>.000</b>	<b>2015</b>	<b>2015</b>
UNLV	3	0	0	1.000	1989	2014
USC	0	3	0	.000	1993	1996
UTEP	5	4	0	.556	1946	2012
UTSA	1	1	0	.500	2013	2014
Utah	4	0	0	1.000	1966	1978
Utah State	1	0	0	1.000	1981	1981
Vanderbilt	1	1	0	.500	2014	2015
Villanova	5	1	0	.833	1951	1974
Virginia Tech	3	1	1	.700	1971	1975
Wake Forest	2	0	0	1.000	1967	1970
Washington	0	2	0	.000	1984	1985
Washington State	1	2	0	.333	1959	1988
West Texas A&M	4	1	0	.800	1946	1979
West Texas State	4	1	0	.800	1946	1979
Wichita State	6	3	0	.667	1949	1959
William & Mary	1	1	0	.500	1949	1950
Wyoming	6	1	0	.857	1952	1988
<b>Totals</b>	<b>417</b>	<b>352</b>	<b>15</b>	<b>.536</b>	<b>1946</b>	<b>2015</b>

2016 opponents in Bold



## TELEVISION HISTORY

Date	Opponent	Site	Res.	Score	Network
9/11/65	Tulsa	Astrodome	L	0-14	NBC*
11/1/69	Miami (Fla.)	Astrodome	W	38-36	ABC
<b>Bluebonnet Bowl</b>					
12/31/69	Auburn	Astrodome	W	36-7	Hughes*
11/26/70	Florida State	Tallahassee, Fla.	W	53-21	ABC*
12/5/70	Miami (Fla.)	Miami	W	36-3	ABC
<b>Bluebonnet Bowl</b>					
12/31/71	Colorado	Astrodome	L	17-29	Hughes*
9/16/72	Arizona State	Astrodome	L	28-33	ABC*
<b>Bluebonnet Bowl</b>					
12/29/73	Tulane	Astrodome	W	47-7	ABC*
9/21/74	Miami (Fla.)	Astrodome	L	3-20	ABC
<b>Bluebonnet Bowl</b>					
12/23/74	N.C. State	Astrodome	T	31-31	ABC*
9/11/76	Baylor	Waco, Texas	W	23-5	ABC
11/20/76	Texas Tech	Lubbock, Texas	W	27-19	ABC
<b>Cotton Bowl</b>					
1/1/77	Maryland	Dallas	W	30-21	CBS*
9/12/77	UCLA	Astrodome	W	17-13	ABC*
12/3/77	Texas A&M	College Station, Texas	L	7-27	ABC
<b>Cotton Bowl</b>					
1/1/79	Notre Dame	Dallas	L	34-35	CBS*
10/27/79	Arkansas	Fayetteville, Ark.	W	13-10	ABC*
11/23/79	Texas Tech	Astrodome	W	14-10	ABC*
<b>Cotton Bowl</b>					
1/1/80	Nebraska	Dallas	W	17-14	CBS*
10/18/80	SMU	Dallas	W	13-11	ABC
11/22/80	Texas Tech	Lubbock, Texas	W	34-7	ESPN*
11/29/80	Rice	Astrodome	L	7-35	ABC
<b>Garden State Bowl</b>					
12/14/80	Navy	East Rutherford, N.J.	W	35-0	Mizlou*
9/5/81	New Mexico	Astrodome	W	21-10	ESPN
10/3/81	Baylor	Astrodome	W	24-3	ABC
10/10/81	Texas A&M	College Station, Texas	L	6-7	ESPN*
10/31/81	TCU	Fort Worth, Texas	W	20-16	ABC
11/7/81	Texas	Astrodome	T	14-14	ESPN*
<b>Sun Bowl</b>					
12/26/81	Oklahoma	El Paso, Texas	L	14-40	CBS*
9/11/82	Miami (Fla.)	Miami	L	12-31	ABC
9/18/82	Arizona State	Astrodome	L	10-24	ESPN*
10/2/82	Baylor	Waco, Texas	T	21-21	ABC
10/16/82	SMU	Dallas	L	14-20	USA*
10/23/82	Arkansas	Astrodome	L	3-38	CBS
11/6/82	Texas	Austin, Texas	L	0-50	ESPN*
11/30/84	TCU	Astrodome	L	14-21	RC
11/10/84	Texas	Austin	W	29-15	RC
<b>Cotton Bowl</b>					
1/1/85	Boston College	Dallas	L	28-45	CBS*
10/5/85	Baylor	Astrodome	L	21-24	HSE
10/19/85	SMU	Astrodome	L	13-37	HSE
10/26/85	Arkansas	Little Rock, Ark.	L	27-57	USA/RC*
11/9/85	Texas	Astrodome	L	24-34	RC
11/29/86	Rice	Rice Stadium	L	13-14	RC
9/12/87	Oklahoma St.	Astrodome	L	0-35	RC
11/28/87	Rice	Rice Stadium	W	45-21	RC
10/1/88	Baylor	Waco, Texas	W	27-24	RC
10/22/88	Arkansas	Astrodome	L	21-26	RC
11/5/88	Texas	Austin, Texas	W	66-15	RC
11/12/88	Wyoming	Astrodome	W	34-10	ESPN*
11/26/88	Rice	Astrodome	W	45-14	RC
<b>Aloha Bowl</b>					
12/25/88	Washington St.	Honolulu	L	22-24	ABC*
9/13/90	Texas Tech	Lubbock, Texas	W	51-35	ESPN*
10/6/90	Baylor	Waco, Texas	W	31-15	RC
10/27/90	Arkansas	Astrodome	W	62-28	RC/Prime
11/10/90	Texas	Austin, Texas	L	24-45	ESPN*
12/1/90	Arizona State	Tokyo	W	62-45	TBS*
9/12/91	Miami (Fla.)	Miami	L	10-40	ESPN*
9/21/91	Illinois	Champaign, Ill.	L	10-51	ABC
11/9/91	Texas	Astrodome	W	23-14	ABC
11/30/91	Texas Tech	Astrodome	L	46-52	RC
9/19/92	Illinois	Astrodome	W	31-13	ABC
9/26/92	Michigan	Ann Arbor, Mich.	L	7-61	ABC
10/17/92	Baylor	Waco, Texas	L	23-29	RC
10/24/92	Texas	Austin	L	30-38	RC
11/12/92	Texas A&M	Astrodome	L	30-38	ESPN*
11/28/92	Rice	Astrodome	W	61-34	RC
9/4/93	USC	Los Angeles	L	7-49	ABC
10/2/93	Baylor	Astrodome	W	24-3	RC
10/9/93	Texas A&M	College Station, Texas	L	10-34	RC
11/4/93	Texas	Astrodome	L	16-34	ESPN*
11/26/93	Rice	Rice Stadium	L	7-37	ABC
10/15/94	SMU	Dallas	W	39-33	RC
11/12/94	Texas	Austin, Texas	L	13-48	RC
11/19/94	Texas Tech	San Antonio, Texas	L	0-34	RC
11/26/94	Rice	Astrodome	L	13-31	RC
9/16/95	USC	Los Angeles	L	10-45	Prime
10/7/95	TCU	Fort Worth, Texas	L	21-31	RC
10/25/95	Texas Tech	Astrodome	L	26-38	RC
9/21/96	USC	Astrodome	L	9-26	FOX
10/26/96	North Carolina	Astrodome	L	14-42	FSN
11/16/96	Louisville	Astrodome	W	38-7	FSN
<b>Liberty Bowl</b>					
12/27/96	Syracuse	Memphis, Tenn.	L	17-30	ESPN*

Date	Opponent	Site	Res.	Score	Network
8/30/97	Alabama	Tuscaloosa, Ala.	L	17-42	JP
9/6/97	California	Astrodome	L	3-35	FSN
9/13/97	Pittsburgh	Robertson Stadium	L	24-35	FSN
9/27/97	UCLA	Los Angeles	L	10-66	FSW
10/18/97	Cincinnati	Robertson Stadium	W	41-38	FSN
11/15/97	Southern Miss	Hattiesburg, Miss.	L	0-33	FSN
11/22/97	Tulane	Astrodome	L	10-44	FSN
9/12/98	Minnesota	Robertson Stadium	L	7-14	MSC
9/19/98	UCLA	Robertson Stadium	L	24-42	FX
10/31/98	East Carolina	Greenville, N.C.	W	34-31	FSS
11/21/98	Tulane	New Orleans	L	20-48	FSS
9/11/99	Alabama	Birmingham	L	10-37	JP
10/30/99	East Carolina	Robertson Stadium	L	3-19	FSN*
9/23/00	Texas	Austin, Texas	L	0-48	FSN*
11/11/00	East Carolina	Greenville, N.C.	L	20-62	FSN*
9/22/01	Texas	Robertson Stadium	L	26-53	ESPN2*
9/29/01	TCU	Robertson Stadium	L	17-34	ESPN Reg.
11/3/01	USF	Tampa, Fla.	L	6-45	FSS
9/21/02	Texas	Austin, Texas	L	11-41	FSN*
11/23/02	USF	Robertson Stadium	L	14-32	FSS
9/6/03	Michigan	Ann Arbor, Mich.	L	3-50	ESPN*
9/30/03	East Carolina	Greenville, N.C.	W	27-13	ESPN2*
10/25/03	TCU	Robertson Stadium	L	55-62	ESPN Reg.
11/15/03	Army	West Point, N.Y.	W	34-14	RNN
<b>Sheraton Hawai'i Bowl</b>					
12/25/03	Hawai'i	Honolulu	L	48-54 (30T)	ESPN*
9/11/04	Oklahoma	Norman, Okla.	L	13-63	TBS*
9/23/04	Miami (Fla.)	Reliant Stadium	L	13-38	ESPN*
10/7/04	Southern Miss	Hattiesburg, Miss.	L	29-35 (OT)	ESPN*
9/1/05	Oregon	Reliant Stadium	L	24-38	ESPN2*
9/16/05	UTEP	El Paso, Texas	L	41-44 (OT)	ESPN2*
10/8/05	Tulane	Lafayette, La.	W	35-14	PAX*
10/15/05	Memphis	Robertson Stadium	L	20-35	CSTV*
11/5/05	UCF	Orlando	L	29-31	PAX*
<b>Fort Worth Bowl</b>					
12/23/05	Kansas	Fort Worth, Texas	L	13-42	ESPN*
9/2/06	Rice	at Rice Stadium	W	31-30	CSTV*
9/24/06	Oklahoma St.	Robertson Stadium	W	34-25	CSTV*
9/30/06	Miami (Fla.)	Miami	L	13-14	ESPN2*
10/28/06	UCF	Robertson Stadium	W	51-31	CSTV*
11/4/06	Tulsa	Robertson Stadium	W	27-10	CSTV*
<b>Conference USA Championship Game</b>					
12/1/06	Southern Miss	Robertson Stadium	W	34-20	ESPN*
<b>Liberty Bowl</b>					
12/29/06	South Carolina	Memphis, Tenn.	L	36-44	ESPN*
9/22/07	Colorado St.	Robertson Stadium	W	38-27	CSTV*
10/13/07	Rice	Robertson Stadium	W	56-48	CSTV*
11/4/07	SMU	Robertson Stadium	W	38-28	ESPN*
<b>Texas Bowl</b>					
12/28/07	TCU	Reliant Stadium	L	13-20	NFL Net.*
9/27/08	East Carolina	Greenville, N.C.	W	41-24	CBS*
10/8/08	UAB	Robertson Stadium	W	45-20	CBS*
10/28/08	Marshall	Huntington, W.Va.	L	23-37	ESPN 2*
11/8/08	Tulane	Robertson Stadium	W	42-14	CBS*
11/15/08	Tulsa	Robertson Stadium	W	70-30	CBS*
11/29/08	Rice	Rice Stadium	L	42-56	CBS*
<b>Armed Forces Bowl</b>					
12/31/08	Air Force	Fort Worth, Texas	W	34-28	ESPN*
9/12/09	at Oklahoma St.	Stillwater, Okla.	W	45-35	FSN
9/26/09	Texas Tech	Robertson Stadium	W	29-28	ESPN2*
10/10/09	at Mississippi St.	Starkville, Miss.	W	31-24	ESPN*
10/17/09	at Tulane	New Orleans, La.	W	44-16	CBS*
10/24/09	SMU	Robertson Stadium	W	38-15	CBS*
10/31/09	Southern Miss	Robertson Stadium	W	50-43	CSS
11/7/09	at Tulsa	Tulsa, Okla.	W	46-45	CBS*
11/14/09	at UCF	Orlando	L	32-37	CBS*
11/21/09	Memphis	Robertson Stadium	W	55-14	CSS
11/28/09	Rice	Robertson Stadium	W	73-14	CSS
<b>Conference USA Championship Game</b>					
12/5/09	at East Carolina	Greenville, N.C.	L	32-38	ESPN2*
<b>Armed Forces Bowl</b>					
12/31/09	vs. Air Force	Fort Worth, Texas	L	20-47	ESPN*
9/10/10	UTEP	Robertson Stadium	W	54-24	ESPN*
9/18/10	at UCLA	Pasadena, Calif.	L	13-31	FSN*
9/25/10	Tulane	Robertson Stadium	W	42-23	CBS*
10/9/10	Mississippi St.	Robertson Stadium	L	24-47	CBS*
10/16/10	at Rice	Rice Stadium	L	31-34	CSS
10/23/10	at SMU	Dallas, Texas	W	45-20	CBS*
10/30/10	at Memphis	Memphis, Tenn.	W	56-17	CSS
11/5/10	UCF	Robertson Stadium	L	33-40	ESPN2*
11/13/10	Tulsa	Robertson Stadium	L	25-28	CBS*
11/20/10	at Southern Miss	Hattiesburg, Miss.	L	41-59	CBS*
11/27/10	at Texas Tech	Lubbock, Texas	L	20-35	FSN*
9/3/11	UCLA	Robertson Stadium	W	38-23	FSN
9/10/11	at North Texas	Denton, Texas	W	48-23	ESPN3
9/17/11	at Louisiana Tech	Ruston, La.	W	35-34	ESPN3
9/24/11	Georgia State	Robertson Stadium	W	56-0	CSS
9/29/11	at UTEP	El Paso, Texas	W	49-42	CBS SN
10/8/11	East Carolina	Robertson Stadium	W	56-3	CBS SB
10/22/11	Marshall	Robertson Stadium	W	63-28	CSS
10/27/11	Rice	Robertson Stadium	W	73-34	FSN
11/5/11	at UAB	Birmingham, Ala.	W	56-13	CBS SN
11/10/11	at Tulane	New Orleans	W	73-17	CBS SN
11/19/11	SMU	Robertson Stadium	W	37-7	FSN
11/25/11	at Tulsa	Tulsa, Okla.	W	48-16	FSN
<b>Conference USA Championship Game</b>					
12/3/11	Southern Miss	Robertson Stadium	L	28-49	ABC
<b>TicketCity Bowl</b>					
1/1/12	Penn State	Dallas, Texas	W	30-14	ESPN*

Date	Opponent	Site	Res.	Score	Network
9/1/12	Texas State	Robertson Stadium	L	13-30	CSS
9/8/12	Louisiana Tech	Robertson Stadium	L	49-56	CBS SN
9/15/12	at UCLA	Pasadena, Calif.	L	6-37	Pac-12
9/29/12	at Rice	Reliant Stadium	W	35-14	FSN
10/6/12	North Texas	Robertson Stadium	W	44-21	CSN
10/13/12	UAB	Robertson Stadium	W	39-17	FSN
10/18/12	at SMU	Dallas, Texas	L	42-72	FSN
10/27/12	UTEP	Robertson Stadium	W	45-35	CSN
11/3/12	at East Carolina	Greenville, N.C.	L	28-48	FSN
11/10/12	Tulsa	Robertson Stadium	L	7-41	CBS SN
11/17/12	at Marshall	Huntington, W.Va.	L	41-44	CSN
11/24/12	Tulane	Robertson Stadium	W	40-17	FSN
8/30/13	Southern	Reliant Stadium			



# HOUSTON FOOTBALL

## SERIES HISTORY

2016 SEASON

COACHING STAFF

THE COUGARS

SEASON REVIEW

HISTORY & RECORDS

**ALABAMA (0-10)**  
H: 0-3 • A: 0-7 • N: 0-0

9/26/59	L	0-3	Rice Stadium	27,000
10/22/60	L	0-14	A	30,000
10/28/61	L	0-17	Rice Stadium	24,000
10/13/62	L	3-14	A	30,000
10/26/63	L	13-21	A	27,000
10/24/70	L	21-31	Astrodome	46,869
10/23/71	L	20-34	A	56,939
8/30/97	L	17-42	A	81,591
9/11/99	L	10-37	A	80,110
10/6/07	L	24-30	A	92,138

**AIR FORCE (1-2)**  
H: 0-0 • A: 0-0 • N: 1-2

9/13/08	L	28-31	Dallas (1)	2,546
12/31/08	W	34-28	Fort Worth (2)	50,593
12/31/09	L	20-47	Fort Worth (2)	41,414

1 - Played at Gerald J. Ford Stadium (due to Hurricane Ike)  
2 - Bell Helicopter Armed Forces Bowl (Amon G. Carter Stadium)

**ARIZONA (1-1)**  
H: 0-0 • A: 1-1 • N: 0-0

10/11/69	W	34-17	A	32,800
9/6/86	L	3-37	A	50,593

**ARIZONA STATE (4-5)**  
H: 1-2 • A: 2-3 • N: 1-0

10/25/52	W	6-0	A	15,000
10/24/53	W	24-20	Rice Stadium	12,000
9/18/71	L	17-18	A	50,000
9/16/77	L	28-33	Astrodome	24,628
9/7/74	L	9-30	A	50,227
9/13/80	L	13-29	A	64,868
9/18/82	L	10-24	Astrodome	30,103
9/23/89	W	36-7	A	67,357
12/1/90	W	62-45	Tokyo	50,000

**ARKANSAS (6-12)**  
H: 3-6 • A: 3-6 • N: 0-0

9/27/52	W	17-7	A	12,000
11/27/54	L	0-19	Rice Stadium	25,000
10/23/76	L	7-14	Rice Stadium	47,192
10/22/77	L	0-35	Little Rock	53,924
10/28/78	W	20-9	Astrodome	50,913
10/27/79	W	13-13	A	43,319
10/25/80	W	24-17	Astrodome	41,308
10/24/81	W	20-17	Little Rock	54,618
10/23/82	L	3-38	Astrodome	37,503
10/22/83	L	3-24	A	41,080
10/27/84	L	3-17	Astrodome	28,347
10/26/85	L	27-57	Little Rock	53,860
10/25/86	L	13-30	Astrodome	16,060
10/24/87	L	17-21	A	34,820
10/22/88	L	21-26	Astrodome	21,775
10/28/89	L	39-45	A	55,112
10/27/90	W	62-28	Astrodome	27,352
10/12/91	L	17-29	A	45,860

**ARMY (5-2)**  
H: 3-1 • A: 2-1 • N: 0-0

10/10/98	L	28-38	Robertson	18,480
11/20/99	W	26-14	A	35,526
9/16/00	W	31-30	Robertson	25,112
10/6/01	L	14-28	A	32,845
10/19/02	W	56-42	Robertson	16,469
11/15/03	W	34-14	A	31,638
9/18/04	W	35-21	Robertson	18,687

**AUBURN (1-5)**  
H: 0-2 • A: 0-3 • N: 1-0

10/27/56	L	0-12	A	20,000
10/26/57	L	7-48	Rice Stadium	28,000
9/21/63	L	14-21	Rice Stadium	30,000
9/19/64	L	0-30	A	25,000
12/31/69	W	7-36	Houston (1)	55,203
10/27/73	L	0-7	A	58,426

1 - Bluebonnet Bowl (Houston Astrodome, Houston)

**BAYLOR (13-14-1)**  
H: 7-6 • A: 6-8 • N: 0-0

9/30/50	L	7-34	A	25,000
9/22/51	L	0-19	Rice Stadium	55,000
11/15/52	W	28-6	Rice Stadium	33,000
11/14/53	W	37-7	A	15,000
9/18/54	L	13-53	A	22,000
9/28/57	L	6-14	A	22,000
9/22/62	W	19-0	Rice Stadium	32,000
9/28/63	L	0-27	A	20,000
9/11/76	W	23-5	A	37,500
10/17/77	W	28-24	Astrodome	37,421
10/7/78	W	20-18	A	35,000
10/6/79	W	13-10	Astrodome	41,371
10/4/80	L	12-24	A	40,000
10/3/81	W	24-3	Astrodome	28,118
10/2/82	T	21-21	A	26,500
10/1/83	L	21-42	Astrodome	26,640
10/6/84	W	27-17	A	34,500

10/5/85 L 21-24 Astrodome 25,787  
10/4/86 L 13-27 A 34,000  
10/3/87 L 18-30 Astrodome 22,751  
10/1/88 W 27-24 A 34,719  
10/7/89 W 66-10 Astrodome 15,121  
10/6/90 W 31-15 A 36,189  
10/5/91 L 21-38 Astrodome 37,022  
10/17/92 L 23-29 A 27,890  
10/2/93 W 24-3 Astrodome 20,123  
10/29/94 L 13-52 A 35,174  
10/14/95 L 7-47 Astrodome 34,684

**BOSTON COLLEGE (1-2)**  
H: 1-0 • A: 0-1 • N: 0-1

10/7/61	W	21-0	Rice Stadium	12,000
10/27/62	L	0-14	A	17,500
1/1/84	L	28-45	Cotton Bowl	67,381

1 - Cotton Bowl (Dallas)

**BYU (0-2)**  
H: 0-1 • A: 0-1 • N: 0-0

10/19/13	L	46-47	A	33,115
9/11/14	L	25-33	A	57,630

**CALIFORNIA (0-2)**  
H: 0-1 • A: 0-1 • N: 0-0

9/6/97	L	3-35	Astrodome	37,652
9/5/98	L	10-14	A	30,000

**CENTENARY (1-0)**  
H: 1-0 • A: 0-0 • N: 0-0

9/20/47	W	19-7	Public School	7,000
---------	---	------	---------------	-------

**CHATTANOOGA (1-0)**  
H: 1-0 • A: 0-0 • N: 0-0

12/30/65	W	40-7	Astrodome	32,731
----------	---	------	-----------	--------

**CINCINNATI (14-10)**  
H: 10-4 • A: 4-6 • N: 0-0

10/5/57	W	7-0	A	15,000
10/4/58	W	34-13	A	22,000
10/3/59	W	13-12	Rice Stadium	16,000
11/5/60	W	14-0	Rice Stadium	10,000
10/21/61	W	13-7	A	11,000
12/1/62	W	42-14	Rice Stadium	10,000
11/28/64	L	6-20	Rice Stadium	10,000
9/24/65	W	21-6	Astrodome	27,576
10/4/68	W	71-33	Astrodome	31,881
9/23/71	W	12-3	A	12,542
11/25/72	W	49-0	Astrodome	18,785
10/25/74	W	27-6	Astrodome	19,193
11/1/75	L	23-28	A	16,246
11/13/93	L	17-41	Astrodome	10,860
10/19/96	L	20-31	A	19,064
10/18/97	W (OT)	41-38	Robertson	14,457
11/14/98	L	43-44	A	16,886
10/9/99	W	23-20	Robertson	28,572
10/7/00	L	31-48	A	17,647
10/20/01	L	28-29	Robertson	16,107
11/16/02	L	14-47	A	14,023
11/23/13	L	17-24	BBVA Compass	20,197
12/6/14	L	31-38	A	24,600
11/7/15	W	33-30	TDECU	32,889

**COLORADO (0-1)**  
H: 0-1 • A: 0-0 • N: 0-0

12/31/71	L	17-29	Houston (1)	54,720
----------	---	-------	-------------	--------

1 - Bluebonnet Bowl (Houston Astrodome, Houston)

**COLORADO STATE (3-1)**  
H: 2-0 • A: 1-1 • N: 0-0

11/11/72	W	48-13	Astrodome	23,143
11/10/73	W	28-20	A	17,532
9/22/07	W	38-27	Robertson	22,468
9/20/08	L	25-28	A	21,539

**DANIEL BAKER (1-0)**  
H: 1-0 • A: 0-0 • N: 0-0

10/4/47	W	35-12	Public School	4,000
---------	---	-------	---------------	-------

**DAYTON (1-0)**  
H: 0-0 • A: 0-0 • N: 1-0

1/1/51	W	26-21	Phoenix, Ariz. (1)	17,000
--------	---	-------	--------------------	--------

1 - Salad Bowl (Phoenix, Ariz.)

**DETROIT MERCY (7-0)**  
H: 4-0 • A: 3-0 • N: 0-0

9/28/51	W	33-7	A	14,000
11/29/52	W	3-19	Rice Stadium	7,200
10/9/53	W	25-19	A	12,650
12/4/54	W	19-7	Rice Stadium	7,500
11/7/55	W	7-0	A	11,470
12/1/56	W	39-7	Rice Stadium	10,000
11/2/63	W	55-18	Rice Stadium	15,000

**EAST CAROLINA (5-7)**  
H: 2-4 • A: 3-3 • N: 0-0

11/8/97	L	27-28	Robertson	17,051
10/31/98	W	34-31	A	26,821
10/30/99	L	19-3	Robertson	14,221
11/1/00	L	20-62	A	33,339
11/9/02	L (3OT)	48-54	Robertson	13,669
9/30/03	W	27-13	A	33,250
11/6/04	W	34-23	Robertson	13,069
9/29/07	L	35-37	Robertson	20,719
9/27/08	W	41-24	A	43,641
12/5/09	L	32-38	A (1)	33,048
10/8/11	W	56-3	Robertson	30,126
11/3/12	L	28-48	A	45,455

1 - Conference USA Championship Game

**EASTERN WASHINGTON (1-0)**  
H: 1-0 • A: 0-0 • N: 0-0

11/17/90	W	84-21	Astrodome	17,050
----------	---	-------	-----------	--------

**FLORIDA (1-3)**  
H: 1-0 • A: 0-3 • N: 0-0

9/20/69	L	34-59	A	53,807
9/18/76	L	14-49	A	49,820
9/15/79	W	14-10	Astrodome	27,080
9/2/95	L	21-45	A	84,672

**FLORIDA STATE (13-2-2)**  
H: 5-1 • A: 6-0 • N: 2-1

11/12/60	W	7-6	A	10,400
11/23/61	W	28-8	Rice Stadium	7,000
11/3/62	W	7-0	A	20,000
11/7/64	T	13-13	Rice Stadium	16,000
11/20/65	T	16-16	A	25,135
9/17/66	W	21-13	A	35,643
9/15/67	W	33-13	Astrodome	40,336
9/29/68	L	20-40	N (1)	39,400
11/29/69	W	41-13	Astrodome	36,508
11/26/70	W	53-21	N (2)	18,053
10/30/71	W	14-7	Astrodome	33,598
11/4/72	W	31-27	A	29,482
11/3/73	W	34-3	Astrodome	27,583
11/23/74	W	23-8	A	18,195
11/22/75	L	22-33	Astrodome	13,244
9/30/78	W	27-21	A	41,142
12/31/15	W	38-24	N (3)	71,007

1 - Played at Gator Bowl (Jacksonville, Fla.);  
2 - Played at Tampa Stadium (Tampa, Fla.);  
3 - Chick-fil-A Peach Bowl (Georgia Dome, Atlanta)

**FORT HOOD (1-0)**  
H: 0-0 • A: 0-1 • N: 0-0

10/5/46	W	32-7	A	N/A
---------	---	------	---	-----

**GEORGIA (2-1-1)**  
H: 1-0 • A: 1-1 • N: 0-0

11/4/67	W	15-14	Astrodome	53,356
11/2/68	T	10-10	A	59,381
11/2/74	W	31-24	A	48,100
12/1/01	L	7-35	A	86,520

**GEORGIA STATE (1-0)**  
H: 1-0 • A: 0-0 • N: 0-0

9/24/11	W	56-0	Robertson	32,005
---------	---	------	-----------	--------

**GRAMBLING STATE (2-0)**  
H: 2-0 • A: 0-0 • N: 0-0

9/16/06	W	42-22	Robertson	27,302
9/6/14	W	47-0	TDECU	30,081

**HARDIN-SIMMONS (1-2-1)**  
H: 1-0 • A: 0-1 • N: 0-1

11/1/47	L	7-33	Corpus Christi	8,000
10/22/49	T	27-27	Public School	8,000
10/20/50	L	13-14	A	N/A
10/20/51	W	35-27	Rice Stadium	15,000

**HAWAII (0-1)**  
H: 0-0 • A: 0-1 • N: 0-0

12/23/03	L (3OT)	48-56	A (1)	29,005
----------	---------	-------	-------	--------

1 - Sheraton Hawaii Bowl (Honolulu)

**IDAHO (2-0)**  
H: 2-0 • A: 0-0 • N: 0-0

11/18/67	W	77-6	Astrodome	40,050
11/16/68	W	77-6	Astrodome	30,412

**ILLINOIS (1-1)**  
H: 0-1 • A: 0-1 • N: 0-0

9/21/91	L	10-51	A	60,182
9/19/92	W	31-13	Astrodome	25,931

**KANSAS (0-3)**  
H: 0-1 • A: 0-1 • N: 0-1

9/1/94	L	13-35	Astrodome	18,150
9/23/95	L	13-20	A	37,500
12/23/05	L	13-42	Fort Worth, Texas (1)	33,505

1 - Fort Worth Bowl (Fort Worth, Texas)

**KENTUCKY (2-0)**  
H: 1-0 • A: 1-0 • N: 0-0

11/13/65	W	38-21	Astrodome	37,248
11/12/66	W	56-18	A	32,000

**LAMAR (3-0)**  
H: 3-0 • A: 0-0 • N: 0-0

9/6/75	W	20-3	Astrodome	24,
--------	---	------	-----------	-----





## SERIES HISTORY

### MIAMI (FLA.) (7-11)

H: 4-4 • A: 3-7 • N: 0-0

9/21/57	W	7-0	Rice Stadium	52,000
11/21/58	W	37-26	A	24,822
10/16/65	L	44-12	A	39,575
11/1/69	W	38-36	Astrodome	17,798
12/5/70	W	36-3	A	17,798
11/20/71	W	27-6	Astrodome	29,276
10/21/72	L	13-33	A	17,860
10/14/73	W	30-7	A	29,340
9/21/74	L	3-20	Astrodome	18,797
10/17/75	L	20-24	A	15,362
12/4/76	W	21-16	Astrodome	20,849
9/20/80	L	7-14	Astrodome	31,423
9/19/81	L	7-12	A	32,586
9/11/82	L	12-31	A	24,687
9/10/83	L	7-29	Astrodome	24,687
9/12/91	L	10-40	A	71,842
9/23/04	L	13-38	Reliant Stadium	36,698
9/30/06	L	13-14	A	36,107

### MIAMI (OHIO) (2-0)

H: 1-0 • A: 0-0 • N: 1-0

12/22/62	W	49-21	Orlando	20,000
9/15/84	W	30-17	Astrodome	28,750

1 - Tangerine Bowl (Orlando)

### MICHIGAN (0-3)

H: 0-0 • A: 0-3 • N: 0-0

9/26/92	L	7-61	A	104,968
9/25/93	L	21-42	A	104,196
9/6/03	L	3-50	A	109,580

### MICHIGAN STATE (1-0)

H: 0-0 • A: 0-1 • N: 0-0

9/23/67	W	37-7	A	75,833
---------	---	------	---	--------

### MIDWESTERN STATE (1-1)

H: 1-0 • A: 0-1 • N: 0-0

10/29/49	L	21-33	A	12,000
11/24/50	W	40-18	Public School	2,500

### MINNESOTA (1-1)

H: 0-1 • A: 1-0 • N: 0-0

9/27/97	W	45-43	A	36,447
9/12/98	L	7-14	Robertson	17,540

### MISSISSIPPI (3-15)

H: 2-6 • A: 1-7 • N: 0-2

11/8/52	L	0-6	Rice Stadium	34,000
11/13/54	L	0-26	Rice Stadium	23,000
11/12/55	L	11-27	A	20,000
10/16/56	L	0-14	A	25,000
11/2/57	L	7-20	A	30,000
11/8/58	L	7-56	A	20,000
9/19/59	L	0-16	Rice Stadium	45,000
9/17/60	L	0-42	Rice Stadium	44,000
10/14/61	L	7-47	Memphis, Tenn.	15,106
10/6/62	L	7-40	A	19,000
10/5/63	L	6-20	Rice Stadium	30,000
10/3/64	L	9-31	A	24,000
11/6/65	W	17-3	Astrodome	38,197
10/22/66	L	6-27	Memphis, Tenn.	14,118
10/28/67	L	13-14	A	26,500
10/26/68	W	29-7	A	32,157
10/25/69	W	25-11	Astrodome	48,049
11/7/70	L	13-24	Astrodome	34,119

### MISSISSIPPI STATE (9-7)

H: 4-4 • A: 5-3 • N: 0-0

9/29/56	W	18-7	Rice Stadium	56,000
9/24/60	W	14-10	A	14,000
9/30/61	L	7-10	Rice Stadium	27,000
10/20/62	L	3-9	Rice Stadium	15,000
10/14/63	L	0-20	A	27,000
10/24/64	L	13-18	A	27,000
9/18/65	L	0-36	Astrodome	37,216
10/15/66	W	28-0	Astrodome	47,870
10/24/67	W	43-6	A	17,000
10/4/69	W	74-0	Astrodome	36,207
10/10/70	W	31-14	A	28,000
10/28/72	L	13-27	A	29,000
9/20/03	W	42-35	Robertson	26,233
10/22/05	W	28-16	A	40,953
10/10/09	W	31-24	A	48,019
10/9/10	L	24-47	Robertson	32,067

### MISSOURI (1-1)

H: 0-1 • A: 1-0 • N: 0-0

9/17/88	W	31-7	A	36,287
9/17/94	L	0-16	Astrodome	18,310

### MONTANA (1-0)

H: 1-0 • A: 0-0 • N: 0-0

9/17/55	W	54-12	Rice Stadium	25,000
---------	---	-------	--------------	--------

### NAVY (2-0)

H: 1-0 • A: 0-0 • N: 1-0

12/14/80	W	35-0	East Rutherford, N.J. (1)	41,117
11/27/15	W	52-31	TDECU	40,562

1 - Garden State Bowl (East Rutherford, N.J.)

### NEBRASKA (1-0)

H: 0-0 • A: 0-0 • N: 1-0

1/1/79	W	17-14	Dallas (1)	72,032
--------	---	-------	------------	--------

1 - Cotton Bowl (Dallas)

### NEW MEXICO (2-0)

H: 2-0 • A: 0-0 • N: 0-0

11/18/72	W	33-14	Astrodome	20,366
9/5/81	W	21-10	Astrodome	26,435

### NORTH CAROLINA (1-1)

H: 0-1 • A: 1-0 • N: 0-0

10/26/96	L	14-14	Astrodome	16,850
10/16/99	W	20-12	A	32,000

### NC STATE (1-1-1)

H: 0-1 • A: 1-0 • N: 0-0-1

10/7/67	L	6-16	Astrodome	52,483
11/15/69	W	34-13	A	31,000
12/23/74	T	31-31	Houston (Astrodome) (1)	35,122

1 - Bluebonnet Bowl (Houston Astrodome, Houston)

### NORTH TEXAS (7-7)

H: 3-3 • A: 4-3 • N: 0-1

11/16/46	L	3-7	Public School	3,500
11/15/47	L	0-33	A	10,000
11/13/48	W	8-6	Public School	3,000
11/12/49	L	23-28	A	10,000
11/11/50	L	13-16	Public School	8,000
11/30/51	W	20-14	A	N/A
11/15/58	L	6-10	A	N/A
10/24/59	L	6-7	Rice Stadium	12,000
10/29/60	W	41-16	A	2,000
10/11/75	L	0-28	Irving, Texas	12,698
9/27/80	W	24-20	Astrodome	23,672
10/24/98	W	31-9	A	13,899
9/10/11	W	42-23	A	28,075
10/6/12	W	44-21	Robertson	25,476

### NORTHWESTERN STATE (1-0)

H: 1-0 • A: 0-0 • N: 0-0

9/5/09	W	55-7	Robertson	22,043
--------	---	------	-----------	--------

### NOTRE DAME (0-1)

H: 0-0 • A: 0-0 • N: 0-0

1/1/78	L	34-35	Dallas (1)	72,000
--------	---	-------	------------	--------

1 - Cotton Bowl (Dallas)

### OHIO STATE (0-1)

H: 0-0 • A: 0-1 • N: 0-0

9/24/94	L	0-52	A	91,740
---------	---	------	---	--------

### OKLAHOMA (0-2)

H: 0-0 • A: 0-1 • N: 0-1

12/26/81	L	14-40	El Paso, Texas (1)	33,816
9/11/04	L	13-63	A	84,280

1 - Sun Bowl (El Paso, Texas)

### OKLAHOMA STATE (10-9-1)

H: 5-4 • A: 5-5 • N: 0-0

11/24/51	W	31-7	Rice Stadium	12,500
10/4/52	W	10-7	A	15,000
10/17/53	L	7-14	Rice Stadium	25,000
10/16/54	W	14-7	A	24,000
10/15/55	W	21-13	Rice Stadium	27,000
10/20/56	W	13-0	A	25,000
10/19/57	T	6-6	Rice Stadium	20,000
10/18/58	L	0-7	Rice Stadium	13,000
10/17/59	L	12-19	A	13,000
10/15/60	W	12-7	Rice Stadium	15,000
11/18/61	L	24-28	A	10,000
10/1/66	W	35-9	Astrodome	36,104
10/12/68	L	17-21	Astrodome	41,889
9/27/69	L	18-24	A	23,500
9/26/70	L	17-26	A	26,000
9/20/86	W	28-12	A	38,600
9/12/87	L	0-35	Astrodome	16,285
9/23/06	W	34-25	Robertson	28,260
9/6/08	L	37-56	A	45,001
9/12/09	W	35-45	A	50,875

### OREGON (0-3)

H: 0-1 • A: 0-2 • N: 0-0

9/24/83	L	14-15	A	26,105
9/1/05	L	24-38	Reliant Stadium	19,981
9/1/07	L	27-48	A	57,662

### OREGON STATE (2-1)

H: 2-0 • A: 0-0 • N: 0-1

10/1/60	L	20-29	Portland	22,537
12/2/61	W	23-12	Rice Stadium	12,000
10/17/70	W	19-16	Astrodome	37,991

### PENN STATE (1-2)

H: 0-1 • A: 0-1 • N: 1-0

11/14/64	L	7-24	Rice Stadium	25,000
9/17/77	L	14-31	A	61,704
1/1/12	W	30-14	Dallas (1)	46,817

1 - TicketCity Bowl (Cotton Bowl, Dallas)

### PITTSBURGH (2-1)

H: 0-1 • A: 1-0 • N: 1-0

9/14/96	W (OT)	42-35	A	27,648
9/13/97	L	24-35	Robertson	17,611
1/2/15	W	35-34	Fort Worth, Texas (1)	37,888

1 - Lockheed Martin Armed Forces Bowl (Fort Worth, Texas)

### RICE (29-11)

H: 13-5 • A: 14-7 • N: 1-0

9/11/71	W	23-21	A	62,000
9/9/72	L	13-14	A	51,000
9/13/73	W	24-6	Astrodome	43,917
9/14/74	W	21-0	A	40,000
9/13/75	L	7-24	Astrodome	35,000
11/27/76	W	42-20	A	32,212
11/26/77	W	51-21	A	25,000
12/2/78	W	49-25	Astrodome	33,186
12/1/79	W	63-0	A	27,800
11/29/80	L	7-35	Astrodome	29,950
11/28/81	W	40-3	A	25,000
11/27/82	W	28-21	Astrodome	20,103
9/1/83	W	45-14	A	30,000
12/1/84	W	38-26	Astrodome	30,123
11/30/85	W	24-20	A	16,492
11/29/86	L	13-14	Astrodome	10,399
11/28/87	W	45-21	A	10,300
11/26/88	W	45-14	Astrodome	16,923
12/2/89	W	64-0	A	22,700
9/24/90	W	24-22	Astrodome	24,130
11/16/91	W	41-21	A	22,800
11/28/92	W	61-34	Astrodome	18,114
11/28/93	L	7-37	A	18,100
11/26/94	L	13-31	Astrodome	14,963
12/2/95	W	18-17	A	28,400
9/4/99	W	28-3	Robertson	31,784
9/2/00	L (OT)	27-30	A	40,714
9/1/01	L	14-21	Robertson	23,985
8/31/02	W	24-10	A	30,747
8/30/03	W	48-14	Robertson	25,355
9/5/04	L	7-10	A	28,726
11/26/05	W	35-18	Robertson	12,125
9/2/06	W	31-30	A	23,352
10/13/07	W	56-48	Robertson	26,514
11/29/08	L	42-56	A	35,534
11/28/09	W	73-14	Robertson	28,243
10/16/10	L	31-34	A	26,342
10/27/11	W	73-34	Robertson	32,112
9/29/12	W	35-14	Reliant	32,718
9/21/13	W	31-26	Reliant	34,831

### RUTGERS (1-0)

H: 0-0 • A: 1-0 • N: 0-0

10/26/13	W	49-14	A	52,200
----------	---	-------	---	--------

### SAINT NOVAVENTURE (0-2)

H: 0-1 • A: 0-1 • N: 0-0

11/5/49	L	14-20	A	5,000
9/23/50	L	14-29	Public School	14,000

### SAINT LOUIS (1-0)

H: 0-0 • A: 1-0 • N: 0-0

11/24/49	W	35-0	A	6,823
----------	---	------	---	-------

### SAM HOUSTON STATE (4-2)

H: 4-1 • A: 0-1 • N: 0-0

11/28/46	L	6-28	Public School	5,000
11/27/47	L	0-23	A	N/A
11/25/48	W	22-13	Public School	N/A
9/12/87	W	38-34	Astrodome	21,705
8/31/96	W	43-25	Robertson	



# HOUSTON FOOTBALL

## SERIES HISTORY

2016 SEASON

COACHING STAFF

THE COUGARS

SEASON REVIEW

HISTORY & RECORDS

**TEXAS (7-16-2)**  
H: 3-5-3 • A: 4-9-1 • N: 0-0

10/3/53	L	7-28	A	30,000
9/21/68	T	20-20	A	66,397
11/6/76	W	30-0	A	77,809
11/5/77	L	21-35	Rice Stadium	72,124
11/11/78	W	10-7	A	83,053
11/10/79	L	13-21	Astrodome	55,155
11/8/80	L	13-15	A	79,154
11/7/81	T	14-14	Astrodome	52,589
11/6/82	L	0-50	A	76,657
11/5/83	L	3-9	Astrodome	47,103
11/10/84	W	29-15	A	80,348
11/9/85	L	24-34	Astrodome	35,821
11/8/86	L	10-30	A	60,650
11/7/87	W	60-4	Astrodome	36,274
11/5/88	W	66-15	A	69,600
11/11/89	W	47-9	Astrodome	45,586
11/10/90	L	24-45	A	82,547
11/9/91	W	23-14	Astrodome	47,911
10/24/92	L	38-45	A	66,038
11/4/93	L	16-34	Astrodome	26,163
11/12/94	L	13-48	A	56,654
11/1/95	L	20-52	Astrodome	32,520
9/23/00	L	0-48	A	81,592
9/22/01	L	26-53	Robertson	31,784
9/21/02	L	11-41	A	82,936

**TEXAS A&M (12-19-3)**  
H: 11-5-1 • A: 1-14-2 • N: 0-0

9/20/52	L	13-21	Rice Stadium	54,000
9/26/53	T	14-14	A	35,000
10/9/54	W	10-7	Rice Stadium	42,000
10/1/55	L	3-21	A	26,000
10/13/56	T	14-14	Rice Stadium	67,009
10/12/57	L	6-28	A	33,000
9/27/58	W	39-14	Rice Stadium	65,131
10/10/59	L	6-28	A	25,000
10/8/60	W	17-0	Rice Stadium	42,000
9/23/61	T	7-7	A	22,000
9/29/62	W	6-3	Rice Stadium	51,000
10/12/63	L	13-23	A	18,500
9/25/64	W	10-0	Robertson	30,000
10/9/65	L	7-10	A	35,000
9/25/66	W	21-10	Rice Stadium	70,001
10/23/77	L	7-27	A	51,790
10/14/78	W	33-0	Astrodome	52,156
10/13/79	W	17-14	A	59,545
10/11/80	W	17-13	Astrodome	46,302
10/10/81	L	6-7	A	66,569
10/9/82	W	24-20	Astrodome	46,302
10/8/83	L	7-30	A	57,622
10/13/84	W	9-7	Astrodome	34,103
10/12/85	L	16-43	A	55,711
10/11/86	L	7-19	Astrodome	28,277
10/10/87	L	17-22	A	64,415
10/8/88	L	16-30	Astrodome	42,361
10/14/89	L	13-17	A	66,423
10/13/90	W	36-31	Astrodome	45,141
10/26/91	L	18-27	A	65,812
11/12/92	L	30-38	Astrodome	38,644
10/9/93	L	10-34	A	60,575
10/8/94	L	7-38	Astrodome	40,184
10/28/95	L	7-31	A	58,277

**TEXAS A&M-COMMERCE (1-2)**  
H: 0-1 • A: 1-1 • N: 0-0

10/19/46	L	14-20	A	6,000
10/18/47	L	7-33	Public School	6,000
10/16/48	W	18-7	A	N/A

**TEXAS A&M-KINGSVILLE (2-1)**  
H: 1-0 • A: 1-1 • N: 0-0

10/12/46	W	34-0	A	6,500
10/11/47	L	0-13	A	7,000
9/18/48	W	14-0	Public School	8,000

**TCU (13-12)**  
H: 7-5 • A: 6-7 • N: 0-1

10/30/76	W	49-21	Astrodome	18,263
10/29/77	W	42-14	A	17,853
11/4/78	W	63-6	Astrodome	30,011
11/3/79	W	21-10	A	25,412
11/1/80	W	37-5	Astrodome	26,502
10/31/81	W	20-16	A	13,257
10/30/82	W	31-27	Astrodome	21,103
10/24/83	W	28-21	A	16,810
11/3/84	L	14-21	Astrodome	20,102
11/2/85	W	26-21	A	19,854
11/1/86	L	14-30	Astrodome	10,125
10/31/87	L	7-35	A	12,257
10/29/88	W	40-12	Astrodome	15,582
11/4/89	W	55-10	A	19,212
11/3/90	W	56-35	Astrodome	25,725
11/23/91	L	45-49	A	26,432
10/31/92	W	49-46	Astrodome	15,126
10/30/93	L	10-28	A	19,606
10/22/94	L	10-31	Astrodome	14,933

10/7/95	L	21-31	A	34,684
9/24/01	L	17-34	Robertson	19,708
10/5/02	L	17-34	A	24,088
10/25/03	L	55-62	Robertson	21,136
10/23/04	L	27-34	A	36,276
12/28/07	L	13-20	Houston (Reliant) (1)	62,097

1 - Texas Bowl (Reliant Stadium, Houston)

**TEXAS SOUTHERN (1-0)**  
H: 1-0 • A: 0-0 • N: 0-0

11/24/07	W	59-6	Robertson	12,139
----------	---	------	-----------	--------

**TEXAS STATE (2-4)**  
H: 2-2 • A: 0-2 • N: 0-0

11/22/46	L	7-21	A	N/A
11/22/47	L	0-2	Public School	N/A
11/20/48	L	0-3	A	N/A
9/4/10	W	68-28	Robertson	32,119
9/1/12	L	13-30	Robertson	32,207
9/12/15	W	59-14	TDECU	35,257

**TEXAS TECH (18-11-1)**  
H: 10-3-1 • A: 8-6 • N: 0-2

10/6/51	W	6-0	Rice Stadium	15,000
11/1/52	W	20-7	A	18,000
11/21/53	L	21-41	Rice Stadium	15,000
11/20/54	L	14-61	A	14,000
10/22/55	W	7-0	Rice Stadium	28,000
11/24/56	W	20-7	A	15,000
11/29/58	W	22-17	Rice Stadium	7,500
11/14/59	L	0-27	A	20,000
11/20/76	W	27-19	A	45,102
11/19/77	W	45-7	Astrodome	43,989
11/25/78	L	21-22	A	36,691
11/23/79	W	14-10	Astrodome	25,637
11/22/80	W	34-7	A	36,386
11/21/81	W	15-7	Astrodome	25,169
11/20/82	W	24-7	A	33,548
11/19/83	W	43-41	Astrodome	20,153
11/24/84	W	24-17	A	27,373
11/23/85	W	17-16	Astrodome	14,280
11/22/86	L	7-34	A	10,399
11/21/87	T	10-10	Astrodome	19,295
11/19/88	W	30-29	A	29,204
11/25/89	W	40-24	Astrodome	30,097
9/13/90	W	51-35	A	36,794
11/30/91	L	46-52	Astrodome	18,114
11/21/92	L	35-44	A	27,887
11/20/93	L	7-58	San Antonio	28,652
11/19/94	L	0-34	San Antonio	20,286
11/25/95	L	26-38	Astrodome	15,220
9/26/09	W	29-28	Robertson	32,114
11/27/10	L	20-35	A	53,461

**TRINITY (2-3)**  
H: 2-1 • A: 0-2 • N: 0-0

10/23/47	L	0-20	Public School	4,500
10/23/48	L	7-15	A	N/A
11/19/49	W	28-21	Public School	7,500
10/7/50	L	16-20	A	1,456
9/12/64	W	34-7	Rice Stadium	13,000

**TULANE (15-5)**  
H: 6-3 • A: 7-2 • N: 2-0

9/14/68	W	54-7	Astrodome	36,415
12/29/73	W	47-7	Houston (Astrodome) (1)	44,358
11/2/96	W	20-17	A	14,474
11/22/97	L	10-44	Astrodome	26,978
11/21/98	L	20-48	A	26,978
11/6/99	W	36-31	Robertson	16,008
11/4/00	L	23-41	A	16,785
9/7/02	L	13-34	Robertson	16,307
10/11/03	W	45-42	A	27,420
10/30/04	W	24-3	Robertson	17,204
10/8/05	W	35-14	Lafayette, La. (2)	15,454
9/9/06	W	45-7	Robertson	16,506
9/15/07	W	34-10	A	21,311
11/8/08	W	42-14	Robertson	23,552
10/17/09	W	44-16	A	22,891
9/25/10	W	42-23	Robertson	32,007
11/10/11	W	73-17	A	17,657
11/24/12	W	40-17	Robertson	25,402
11/8/14	L	24-31	TDECU	32,205
10/16/15	W	42-7	A	21,522

1 - Bluebonnet Bowl (Houston Astrodome, Houston)  
2 - played at Cajun Field in Lafayette, La. (Hurricane Rita)

**TULSA (22-18)**  
H: 13-9 • A: 9-9 • N: 0-0

12/2/50	L	21-28	Rice Stadium	10,000
10/13/51	L	27-46	A	15,000
10/11/52	W	33-7	Rice Stadium	31,000
11/7/53	L	21-23	A	10,000
11/6/54	W	20-7	Rice Stadium	15,400
11/5/55	L	14-7	A	12,059
11/10/56	W	14-0	Rice Stadium	20,000
11/23/57	W	13-7	A	13,486
11/1/58	L	20-25	Rice Stadium	26,000
10/31/59	W	22-13	A	12,034

11/26/60	L	16-26	Rice Stadium	7,000
11/11/61	W	14-2	A	10,278
11/10/62	W	35-31	Rice Stadium	15,000
11/16/63	L	21-22	A	5,662
10/10/64	L	23-31	Rice Stadium	15,000
9/11/65	L	0-14	Astrodome	37,000
11/5/66	W	73-14	Astrodome	42,061
11/25/67	L	13-22	A	26,300
11/23/68	W	100-6	Astrodome	34,098
11/8/69	W	47-14	A	17,750
10/31/70	W	21-9	Astrodome	34,119
9/23/72	W	21-0	A	23,200
12/1/73	W	35-16	Astrodome	21,500
11/30/74	L	14-30	A	15,500
11/29/75	W	42-30	Astrodome	12,127
9/7/85	L	24-31	A	28,156
9/27/86	L	14-24	Astrodome	12,445
10/15/88	W	25-28	Astrodome	14,068
9/5/92	L	82-28	A	33,619
9/11/93	L	38-24	Astrodome	15,138
10/1/05	T	30-23	A	15,580
11/4/06	W	27-10	Robertson	22,452
11/10/06	L	56-7	A	25,428
11/15/08	W	70-30	Robertson	20,855
11/7/09	W	46-45	A	20,243
11/13/10	L	25-28	Robertson	30,046
11/25/11	W	48-16	A	29,015
11/10/12	L	7-41	Robertson	25,827
11/22/14	W	38-28	TDECU	23,572
10/3/15	W	38-24	A	17,146

**UAB (5-4)**  
H: 3-1 • A: 2-3 • N: 0-0

9/25/99	L	10-29	A	28,572
11/17/01	L	21-43	Robertson	11,647
10/12/02	L	34-51	A	13,897
11/29/03	W	56-28	Robertson	15,120
11/13/04	L	7-20	A	13,240
10/20/07	W	49-10	A	11,588
10/8/08	W	45-20	Robertson	18,526
11/5/11	W	56-13	A	13,909
10/13/12	W	39-17	Robertson	25,242

**UCF (2-5)**  
H: 2-2 • A: 0-3 • N: 0-0

11/5/05	L	29-31	A	32,635
10/28/06	W	51-31	Robertson	13,242
11/14/09	L	32-37	A	34,437
11/5/10	L	33-40	Robertson	32,008
11/9/13	L	14-19	A	44,665
10/2/14	L	12-17	TDECU	26,685
10/24/15	W	59-10	A	28,350

**UCLA (3-4)**  
H: 1-1 • A: 1-3 • N: 0-0

9/12/77	W	17-13	Astrodome	38,131
9/8/79	W	24-16	A (LA Coliseum)	40,008
10/4/97	L	10-66	A (Rose Bowl)	38,004
9/19/98	L	24-42	Robertson	19,540
9/18/10	L	13-31	A (Rose Bowl)	54,407
9/3/11	W	38-34	Robertson	31,144
9/15/12	L	6-27	A (Rose Bowl)	53,723



## ALL-TIME RESULTS

\* - Indicates conference game

Far left rankings indicate Houston's Associated Press ranking

AP rankings from 1936-present

Home games listed in **Bold**

### JEWELL WALLACE

1946-47 • 7-14

#### 1946 (4-6 • 1-4 LSC)

Sept. 21	L	7-13	Louisiana-Lafayette	11,000
Sept. 27	W	14-12	at West Texas State	4,000
Oct. 5	W	32-7	at Fort Hood	N/A
Oct. 12	W	<b>34-0</b>	<b>Texas A&amp;I</b>	<b>6,500</b>
Oct. 19	L	14-20	* at East Texas State	6,000
Oct. 26	L	7-21	at UTEP	7,500
Nov. 9	W	<b>16-7</b>	* <b>Stephen F. Austin</b>	<b>5,000</b>
Nov. 16	L	<b>3-7</b>	* <b>North Texas</b>	<b>3,500</b>
Nov. 22	L	7-21	* at Texas State	N/A
Nov. 28	L	<b>6-28</b>	* <b>Sam Houston State</b>	<b>5,000</b>

*Home games played at Public School Stadium*

#### 1947 (3-8 • 0-6 LSC)

Sept. 20	W	19-7	Centenary	7,000
Sept. 27	W	14-13	McMurray College	5,000
Oct. 4	W	<b>35-12</b>	<b>Daniel Baker</b>	<b>4,000</b>
Oct. 11	L	0-13	at Texas A&I	7,000
Oct. 18	L	7-33	* <b>East Texas State</b>	<b>6,000</b>
Oct. 25	L	<b>0-20</b>	* <b>Trinity</b>	<b>4,500</b>
Nov. 1	L	7-33	vs. Hardin-Simmons (C)	8,000
Nov. 8	L	14-25	* at Stephen F. Austin	3,900
Nov. 15	L	0-33	* at North Texas	10,000
Nov. 22	L	<b>0-2</b>	* <b>Texas State</b>	N/A
Nov. 27	L	0-23	* at Sam Houston State	N/A

*Home games played at Public School Stadium; C—Corpus Christi*

### CLYDE LEE

1948-54 • 37-32-2

1 Missouri Valley Conference championship  
1 Bowl Win • 1 Bowl game

#### 1948 (5-6 • 3-3 LSC)

Sept. 18	W	14-0	<b>Texas A&amp;I</b>	<b>8,000</b>
Sept. 25	L	7-35	at UTEP	6,000
Oct. 2	L	7-21	at Louisiana-Lafayette	N/A
Oct. 9	W	<b>40-33</b>	<b>Louisiana Tech</b>	<b>5,000</b>
Oct. 16	W	18-7	* at East Texas State	N/A
Oct. 23	L	7-15	* at Trinity	N/A
Oct. 30	L	13-28	at West Texas State	5,000
Nov. 6	L	13-21	* <b>Stephen F. Austin</b>	N/A
Nov. 13	W	8-6	* <b>North Texas State</b>	<b>3,000</b>
Nov. 20	L	0-3	* at Texas State	N/A
Nov. 25	W	<b>22-13</b>	* <b>Sam Houston State</b>	N/A

*All home games played at Public School Stadium*

#### 1949 (5-4-1 • 1-2 GCC)

Sept. 17	L	13-14	<b>William &amp; Mary</b>	<b>20,000</b>
Oct. 1	W	<b>28-6</b>	<b>Wichita State</b>	<b>8,000</b>
Oct. 8	W	28-7	at Louisiana-Lafayette	N/A
Oct. 15	W	<b>14-13</b>	<b>West Texas State</b>	<b>6,000</b>
Oct. 22	T	<b>27-27</b>	<b>Hardin-Simmons</b>	<b>8,000</b>
Oct. 29	L	21-33	* at Midwestern State	12,000
Nov. 5	L	14-20	at St. Bonaventure	5,000
Nov. 12	L	23-28	* at North Texas	10,000
Nov. 19	W	<b>28-21</b>	* <b>Trinity</b>	<b>7,500</b>
Nov. 24	W	35-0	at Saint Louis	6,823

*Home games played at Public School Stadium;  
W - Played at Wichita Falls, Texas*

#### 1950 (4-6)

Sept. 23	L	14-29	<b>St. Bonaventure (P)</b>	<b>14,000</b>
Sept. 30	L	7-34	at Baylor	25,000
Oct. 7	L	16-20	at Trinity	1,456
Oct. 14	W	<b>27-7</b>	<b>Louisville (P)</b>	<b>14,342</b>
Oct. 20	L	13-14	at Hardin-Simmons	N/A
Oct. 28	W	46-6	at Wichita State	10,000
Nov. 11	L	<b>13-16</b>	<b>North Texas (P)</b>	<b>8,000</b>
Nov. 18	W	<b>36-18</b>	<b>William &amp; Mary (R)</b>	<b>25,000</b>
Nov. 24	W	<b>40-18</b>	<b>Midwestern State (P)</b>	<b>2,500</b>
Dec. 2	L	21-28	<b>Tulsa (R)</b>	<b>10,000</b>

*P - Played at Public School Stadium; R - Played at Rice Stadium*

#### 1951 (6-5 • 2-2 MVC)

• Salad Bowl Champions

Sept. 22	L	0-19	<b>#9 Baylor</b>	<b>55,000</b>
Sept. 28	W	33-7	* at Detroit	14,000
Oct. 6	W	<b>6-0</b>	<b>Texas Tech</b>	<b>15,000</b>
Oct. 13	L	27-46	* at Tulsa	15,000
Oct. 20	W	<b>35-27</b>	<b>Hardin-Simmons</b>	<b>15,000</b>
Oct. 27	L	27-33	<b>Villanova</b>	N/A
Nov. 3	L	14-19	* at Wichita State	6,000
Nov. 10	L	28-35	at Louisville	2,500
Nov. 24	W	<b>31-7</b>	* <b>Oklahoma State</b>	<b>12,500</b>
Nov. 30	W	20-14	at North Texas	N/A

Salad Bowl (Phoenix, Ariz.)

Jan. 1	W	26-21	vs. Dayton	17,000
--------	---	-------	------------	--------

*Home games played at Rice Stadium*

#### 1952 (8-2 • 3-0 MVC)

• Missouri Valley Conference Champions  
• No. 19 (UPI)

Sept. 20	L	13-21	<b>Texas A&amp;M</b>	<b>54,000</b>
Sept. 27	W	17-7	at Arkansas	12,000
Oct. 4	W	10-7	* at Oklahoma State	15,000
Oct. 11	W	<b>33-7</b>	* <b>Tulsa</b>	<b>31,000</b>
Oct. 25	W	6-0	at Arizona State	15,000
Nov. 1	W	20-7	at Texas Tech	18,000
Nov. 8	L	0-6	<b>#14 Mississippi</b>	<b>34,000</b>
Nov. 15	W	28-6	<b>Baylor</b>	<b>33,000</b>
Nov. 29	W	<b>33-19</b>	* <b>Detroit</b>	<b>7,200</b>
Dec. 6	W	<b>20-0</b>	<b>Wyoming</b>	<b>23,000</b>

*Home games played at Rice Stadium*

#### 1953 (4-4-1 • 1-2 MVC)

Sept. 26	T	14-14	at Texas A&M	35,000
Oct. 3	L	7-28	at #17 Texas	30,000
Oct. 9	W	25-19	* at Detroit	12,650
Oct. 17	L	7-14	* <b>Oklahoma State</b>	<b>25,000</b>
Oct. 24	W	<b>24-20</b>	<b>Arizona State</b>	<b>12,000</b>
Nov. 7	L	21-23	* at Tulsa	10,000
Nov. 14	W	37-7	at Baylor	15,000
Nov. 21	L	21-41	<b>#17 Texas Tech</b>	<b>15,000</b>
Dec. 5	W	<b>33-19</b>	<b>Tennessee</b>	<b>23,000</b>

*Home games played at Rice Stadium*

#### 1954 (5-5 • 3-1 MVC)

Sept. 18	L	13-53	at Baylor	22,000
Oct. 9	W	<b>10-7</b>	<b>Texas A&amp;M</b>	<b>42,000</b>
Oct. 16	W	14-7	* at Oklahoma State	24,000
Oct. 22	W	28-7	at Villanova	57,817
Oct. 30	L	7-9	* at Wichita State	16,115
Nov. 6	W	<b>20-7</b>	* <b>Tulsa</b>	<b>15,400</b>
Nov. 13	L	0-26	<b>#7 Mississippi</b>	<b>23,000</b>
Nov. 20	L	14-61	at Texas Tech	14,000
Nov. 27	L	<b>0-19</b>	<b>Arkansas</b>	<b>25,000</b>
Dec. 4	W	<b>19-7</b>	* <b>Detroit</b>	<b>7,500</b>

*Home games played at Rice Stadium*

### BILL MEEK

1955-56 • 13-6-1

1 Missouri Valley Conference championship

#### 1955 (6-4 • 2-2 MVC)

Sept. 17	W	54-12	<b>Montana</b>	<b>25,000</b>
Oct. 1	L	3-21	at Texas A&M	26,000
Oct. 7	W	7-0	* at Detroit	11,470
Oct. 15	W	21-13	* <b>Oklahoma State</b>	<b>27,000</b>
Oct. 22	W	7-0	<b>Texas Tech</b>	<b>28,000</b>
Oct. 29	L	7-21	* <b>Wichita State</b>	<b>18,000</b>
Nov. 5	L	14-17	* at Tulsa	12,059
Nov. 12	L	11-27	at #14 Mississippi	20,000
Nov. 19	W	<b>26-14</b>	<b>Villanova</b>	<b>12,000</b>
Dec. 3	W	<b>26-14</b>	<b>Wyoming</b>	<b>10,000</b>

*Home games played at Rice Stadium*

#### 1956 (7-2-1 • 4-0 MVC)

• Missouri Valley Conference Champions

Sept. 29	W	18-7	<b>Mississippi State</b>	<b>56,000</b>
Oct. 6	L	0-14	at #6 Mississippi	25,000
Oct. 13	T	14-14	<b>#9 Texas A&amp;M</b>	<b>67,009</b>
Oct. 20	W	13-0	* at Oklahoma State	25,000
Oct. 27	L	0-12	at Auburn	20,000
Nov. 3	W	41-16	* at Wichita State	11,193
Nov. 10	W	14-0	* <b>Tulsa</b>	<b>20,000</b>
Nov. 17	W	<b>26-13</b>	<b>Villanova</b>	<b>15,000</b>
Nov. 24	W	20-7	at Texas Tech	15,000
Dec. 1	W	<b>39-7</b>	* <b>Detroit</b>	<b>10,000</b>

*Home games played at Rice Stadium*

### HAROLD LAHAR

1957-61 • 24-23-2

2 Missouri Valley Conference championships

#### 1957 (5-4-1 • 3-0-1 MVC)

• Missouri Valley Conference Champions

Sept. 21	W	7-0	<b>#14 Miami (Fla.)</b>	<b>52,000</b>
Sept. 28	L	6-14	at #11 Baylor	22,000
Oct. 5	W	7-0	* at Cincinnati	N/A
Oct. 12	L	6-28	at #3 Texas A&M	33,000
Oct. 19	T	6-6	* <b>Oklahoma State</b>	<b>20,000</b>
Oct. 26	L	7-48	<b>#5 Auburn</b>	<b>28,000</b>
Nov. 2	L	7-20	at #14 Mississippi	30,000
Nov. 9	W	27-12	vs. Mississippi Southern (J)	11,000
Nov. 16	W	27-6	* at Wichita State	6,000
Nov. 23	W	13-7	* at Tulsa	13,486

*Home games played at Rice Stadium; J—Jackson, Miss.*

#### 1958 (5-4 • 2-2 MVC)

Sept. 27	W	39-14	<b>Texas A&amp;M</b>	<b>65,131</b>
Oct. 4	W	34-13	* at Cincinnati	N/A
Oct. 11	W	<b>44-0</b>	* <b>Wichita State</b>	<b>25,000</b>
Oct. 18	L	0-7	<b>Oklahoma State</b>	<b>27,000</b>
Nov. 1	L	<b>20-25</b>	* <b>Tulsa</b>	<b>26,000</b>
Nov. 8	L	7-56	at #9 Mississippi	20,000
Nov. 15	L	6-10	* at North Texas	N/A
Nov. 21	W	37-26	at Miami (Fla.)	24,822
Nov. 29	W	<b>22-17</b>	<b>Texas Tech</b>	<b>7,500</b>

*Home games played at Rice Stadium*

2016 SEASON

COACHING STAFF

THE COUGARS

SEASON REVIEW

HISTORY & RECORDS





## ALL-TIME RESULTS

2016 SEASON

COACHING STAFF

THE COUGARS

SEASON REVIEW

HISTORY & RECORDS

### 1959 (3-7 • 3-1 MVC)

#### • Missouri Valley Conference Champions

Sept. 19	L	0-16	#8 Mississippi	45,000
Sept. 26	L	0-3	Alabama	27,000
Oct. 3	W	13-12	* Cincinnati	16,000
Oct. 10	L	6-28	at Texas A&M	25,000
Oct. 17	L	12-19	at Oklahoma State	13,000
Oct. 24	L	6-7	* North Texas	12,000
Oct. 31	W	22-13	* at Tulsa	12,034
Nov. 7	W	28-13	* at Wichita State	12,000
Nov. 14	L	0-27	at Texas Tech	20,000
Nov. 26	L	18-32	Washington State	6,000

*Home games played at Rice Stadium*

### 1960 (6-4)

Sept. 17	L	0-42	#2 Mississippi	44,000
Sept. 24	W	14-10	at Mississippi State	14,000
Oct. 1	L	20-29	vs. Oregon State (P)	22,537
Oct. 8	W	17-0	Texas A&M	42,000
Oct. 15	W	12-7	Oklahoma State	15,000
Oct. 22	L	0-14	at Alabama	30,000
Oct. 29	W	41-16	at North Texas	2,000
Nov. 5	W	14-0	Cincinnati	10,000
Nov. 12	W	7-6	at Florida State	10,400
Nov. 26	L	16-26	Tulsa	7,000

*Home games played at Rice Stadium; P – Played at Portland, Ore.*

### 1961 (5-4-1)

Sept. 23	T	7-7	at Texas A&M	22,000
Sept. 30	L	7-10	Mississippi State	27,000
Oct. 7	W	21-0	Boston College	12,000
Oct. 14	L	7-47	vs. #1 Mississippi (M)	15,106
Oct. 21	W	13-7	at Cincinnati	11,000
Oct. 28	L	0-17	#4 Alabama	24,000
Nov. 11	W	14-2	at Tulsa	10,278
Nov. 18	L	24-28	at Oklahoma State	10,000
Nov. 25	W	28-8	Florida State	7,000
Dec. 2	W	23-12	Oregon State	12,000

*Home games played at Rice Stadium; M – Memphis, Tenn.*

### BILL YEOMAN

1962-86 • 160-108-8

4 Southwest Conference championships  
6 Bowl Wins • 11 Bowl Games

### 1962 (7-4)

#### • Tangerine Bowl Champions

Sept. 22	W	19-0	Baylor	32,000
Sept. 29	W	6-3	Texas A&M	51,000
Oct. 6	L	7-40	at #7 Mississippi	19,000
Oct. 13	L	3-14	at #1 Alabama	30,000
Oct. 20	L	3-9	Mississippi State	15,000
Oct. 27	L	0-14	at Boston College	17,500
Nov. 3	W	7-0	at Florida State	20,000
Nov. 10	W	35-31	Tulsa	15,000
Nov. 24	W	27-25	at Louisville	4,126
Dec. 1	W	42-14	Cincinnati	10,000

**Tangerine Bowl – Orlando, Fla.**

Dec. 22	W	49-21	Miami (Ohio)	20,000
---------	---	-------	--------------	--------

*Home games played at Rice Stadium*

### 1963 (2-8)

Sept. 21	L	14-21	Auburn	30,000
Sept. 28	L	0-27	at Baylor	20,000
Oct. 5	L	6-20	#10 Mississippi	30,000
Oct. 12	L	13-23	at Texas A&M	18,500
Oct. 19	L	0-20	at Mississippi State	27,000
Oct. 26	L	13-21	at #6 Alabama	27,000
Nov. 2	W	55-18	Detroit	15,000
Nov. 16	L	21-22	at Tulsa	5,662
Nov. 30	L	6-29	at Memphis	13,655
Dec. 14	W	21-7	Louisville	5,000

*Home games played at Rice Stadium*

### 1964 (2-6-1)

Sept. 12	W	34-7	Trinity (R)	13,000
Sept. 19	L	0-30	at #8 Auburn	25,000
Sept. 25	W	10-0	Texas A&M (Rob)	30,000
Oct. 3	L	9-31	at Mississippi	24,000
Oct. 10	L	23-31	Tulsa (R)	15,000
Oct. 24	L	13-18	at Mississippi State	27,000
Nov. 7	T	13-13	Florida State (R)	16,000
Nov. 14	L	7-24	Penn State (R)	25,000
Nov. 28	L	6-20	Cincinnati (R)	10,000

*R – Played at Rice Stadium; Rob – Played at Robertson Stadium*

### 1965 (4-5-1)

Sept. 11	L	0-14	Tulsa	37,138
Sept. 18	L	0-36	Mississippi State	37,216
Sept. 24	W	21-6	Cincinnati	27,576
Oct. 9	L	7-10	at Texas A&M	35,000
Oct. 16	L	12-44	at Miami (Fla.)	39,575
Oct. 23	L	8-17	at Tennessee	34,504
Oct. 30	W	40-7	Chattanooga	32,731
Nov. 6	W	17-3	Mississippi	38,197
Nov. 13	W	38-21	#10 Kentucky	37,248
Nov. 20	T	16-16	at Florida State	25,135

*Home games played at the Houston Astrodome*

### 1966 (8-2)

#### No. 17 (UPI)

Sept. 17	W	21-7	at Florida State	35,643
Sept. 23	W	21-7	Washington State	36,104
Oct. 1	W	35-9	Oklahoma State	43,743
Oct. 15	W	28-0	Mississippi State	47,870
Oct. 22	L	6-27	vs. Mississippi (M)	14,118
Oct. 29	W	48-9	Tampa	41,182
Nov. 5	W	73-14	Tulsa	42,061
Nov. 12	W	56-18	at Kentucky	32,000
Nov. 26	L	13-14	Memphis	41,313
Dec. 3	W	34-14	Utah	35,257

*Home games played at the Houston Astrodome; M – Memphis, Tenn.*

### 1967 (7-3)

#### No. 19 (UPI)

Sept. 15	W	33-13	Florida State	40,336
Sept. 23	W	37-7	at Michigan State	75,833
Sept. 29	W	50-6	Wake Forest	41,769
Oct. 7	L	6-16	North Carolina State	52,483
Oct. 21	W	43-6	at Mississippi State	17,000
Oct. 28	L	13-14	at Mississippi	26,500
Nov. 4	W	15-14	#5 Georgia	53,356
Nov. 11	W	35-18	Memphis	46,050
Nov. 18	W	77-6	Idaho	40,050
Nov. 25	L	13-22	at Tulsa	26,300

*Home games played at the Houston Astrodome*

### 1968 (6-2-2)

#### No. 18 (AP) • No. 20 (tie) (UPI)

Sept. 14	W	54-7	Tulane	36,415
Sept. 21	T	20-20	at #4 Texas	66,397
Oct. 4	W	71-33	Cincinnati	31,881
Oct. 12	L	17-21	Oklahoma State	41,889
Oct. 26	W	29-7	at #17 Mississippi	32,157
Nov. 2	T	10-10	at #7 Georgia	59,381
Nov. 9	W	27-7	at Memphis	35,592
Nov. 16	W	77-3	Idaho	30,412
Nov. 23	W	100-6	Tulsa	34,098
Nov. 29	L	20-40	at Florida State	39,400

*Home games played at the Houston Astrodome*

### 1969 (9-2)

#### • Bluebonnet Bowl Champions

#### No. 12 (AP) • No. 16 (UPI)

Sept. 20	L	34-59	at Florida	53,807
Sept. 27	L	18-24	at Oklahoma State	23,500
Oct. 4	W	74-0	Mississippi State	36,207
Oct. 11	W	34-17	at Arizona	32,800
Oct. 25	W	25-11	#17 Mississippi	48,049
Nov. 1	W	38-36	Miami (Fla.)	25,498
Nov. 8	W	47-14	at Tulsa	17,750
Nov. 15	W	34-13	at North Carolina State	31,000
Nov. 22	W	41-14	Wyoming	35,389
Nov. 29	W	41-13	Florida State	36,508

#### Bluebonnet Bowl – Houston (Houston Astrodome)

#17	Dec. 31	W	36-7	#12 Auburn	55,203
-----	---------	---	------	------------	--------

*Home games played at the Houston Astrodome*

### 1970 (8-3)

#### No. 13 (tie) (UPI) • No. 19 (AP)

#15	Sept. 19	W	42-15	Syracuse	40,439
#11	Sept. 26	L	17-26	at Oklahoma State	26,000
	Oct. 10	W	31-14	at Mississippi State	28,000
#19	Oct. 17	W	19-16	Oregon State	37,791
	Oct. 24	L	21-31	Alabama	46,869
	Oct. 31	W	21-9	Tulsa	34,119
#18	Nov. 7	L	13-24	at #13 Mississippi	36,535
	Nov. 14	W	28-0	Wyoming	26,987
	Nov. 21	W	26-2	Wake Forest	28,569
	Nov. 26	W	53-21	at Florida State	18,053
#18	Dec. 5	W	36-3	at Miami (Fla.)	17,798

*Home games played at the Houston Astrodome*

### 1971 (9-3)

#### • Bluebonnet Bowl

#### No. 14 (UPI) • No. 17 (AP)

Sept. 11	W	23-21	at Rice	62,000	
#20	Sept. 18	L	17-18	at #16 Arizona State	50,446
	Sept. 25	W	12-3	at Cincinnati	12,542
	Oct. 2	W	34-20	San Jose State	31,754
	Oct. 15	W	42-9	Villanova	26,709
	Oct. 23	L	20-34	at #4 Alabama	56,939
	Oct. 30	W	14-7	#19 Florida State	33,598
#19	Nov. 6	W	35-7	at Memphis	10,132
#18	Nov. 13	W	56-29	Virginia Tech	28,105
#16	Nov. 20	W	27-6	Miami (Fla.)	29,276
#15	Nov. 27	W	42-16	Utah	26,618

#### Bluebonnet Bowl – Houston (Houston Astrodome)

#15	Dec. 31	L	17-29	#8 Colorado	54,720
-----	---------	---	-------	-------------	--------

*Home games played at the Houston Astrodome*

### 1972 (6-4-1)

Sept. 9	L	13-14	at Rice	51,000
Sept. 16	L	28-33	#13 Arizona State	24,628
Sept. 23	W	21-0	at Tulsa	23,200
Oct. 7	T	27-27	at Virginia Tech	26,000
Oct. 14	W	49-14	San Diego State	29,891
Oct. 21	L	13-33	at #15 Miami (Fla.)	17,860
Oct. 28	L	13-27	at Mississippi State	29,000
Nov. 4	W	31-27	at Florida State	29,482
Nov. 11	W	48-13	Colorado State	23,143
Nov. 18	W	33-14	New Mexico	20,366
Nov. 25	W	49-0	Cincinnati	18,795

*Home games played at the Houston Astrodome*



## ALL-TIME RESULTS

### 1973 (11-1)

#### • Bluebonnet Bowl Champions

##### No. 9 (AP) • No. 13 (UPI)

#18	Sept. 15	W	24-6	Rice	43,917
#16	Sept. 27	W	27-19	South Carolina	24,019
#15	Sept. 29	W	35-21	at Memphis	40,126
#14	Oct. 6	W	14-9	at San Diego State	37,489
#14	Oct. 12	W	54-27	Virginia Tech	27,103
#14	Oct. 19	W	30-7	at Miami (Fla.)	29,340
#12	Oct. 27	L	0-7	at #5 Auburn	58,426
#18	Nov. 3	W	34-3	Florida State	27,587
#15	Nov. 10	W	28-20	at Colorado State	17,532
#14	Nov. 24	W	35-0	Wyoming	18,441
#14	Dec. 1	W	35-16	Tulsa	21,500

#### Bluebonnet Bowl – Houston (Houston Astrodome)

#14	D29	W	47-7	vs. Tulane	44,358
-----	-----	---	------	------------	--------

*Home games played at the Houston Astrodome*

### 1974 (8-3-1)

#### • Bluebonnet Bowl

##### No. 11 (UPI) • No. 19 (AP)

#11	Sept. 7	L	9-30	at Arizona State	50,227
#19	Sept. 14	W	21-0	at Rice	40,000
	Sept. 21	L	3-20	Miami (Fla.)	18,767
	Sept. 28	W	49-12	at Virginia Tech	30,000
	Oct. 5	W	24-14	at South Carolina	38,147
	Oct. 19	W	35-0	Villanova	24,525
	Oct. 25	W	27-6	Cincinnati	19,193
	Nov. 2	W	31-24	at Georgia	48,100
#14	Nov. 16	W	13-10	Memphis	23,893
#15	Nov. 23	W	23-8	at Florida State	18,195
#15	Nov. 30	L	14-30	at Tulsa	15,500

#### Bluebonnet Bowl – Houston, Texas (Houston Astrodome)

#15	Dec. 23	T	31-31	vs. #13 NC State	35,122
-----	---------	---	-------	------------------	--------

*Home games played at the Houston Astrodome*

### 1975 (2-8)

	Sept. 6	W	20-3	Lamar	24,075
	Sept. 13	L	7-24	Rice	35,585
	Sept. 27	L	16-26	SMU	28,713
	Oct. 11	L	0-28	vs. North Texas (I)	12,698
	Oct. 17	L	20-24	at Miami (Fla.)	15,362
	Nov. 1	L	23-28	at Cincinnati	16,246
	Nov. 8	L	28-34	Virginia Tech	17,350
	Nov. 15	L	7-14	at Memphis	22,630
	Nov. 22	L	22-23	Florida State	13,244
	Nov. 29	W	42-30	Tulsa	12,127

*Home games played at the Houston Astrodome; I – Played in Irving, Texas*

### 1976 (10-2 • 7-1 SWC)

#### • Cotton Bowl Champions

#### • Southwest Conference Co-Champions

##### No. 4 (AP) • No. 4 (UPI)

	Sept. 11	W	23-5	* at Baylor	37,500
	Sept. 18	L	14-49	at Florida	49,820
	Sept. 25	W	21-10	* #9 Texas A&M (R)	70,001
	Oct. 9	W	50-7	West Texas State (D)	23,498
#19	Oct. 16	W	29-6	* at SMU	28,204
#14	Oct. 23	L	7-14	* #15 Arkansas (R)	47,192
	Oct. 30	W	49-21	* TCU (D)	18,263
#19	Nov. 6	W	30-0	* at #20 Texas	77,809
#9	Nov. 20	W	27-19	* at #5 Texas Tech	45,102
#7	Nov. 27	W	42-20	* at Rice	32,212
#6	Dec. 4	W	21-16	Miami (Fla.) (D)	20,849

#### Cotton Bowl – Dallas, Texas

#6	Jan. 1	W	30-21	vs. #4 Maryland	58,500
----	--------	---	-------	-----------------	--------

*D – Played at the Houston Astrodome; R – Played at Rice Stadium*

### 1977 (6-5 • 4-4 SWC)

#9	Sept. 12	W	17-13	#11 UCLA (D)	38,131
#9	Sept. 17	L	14-31	at #10 Penn State	61,704
#19	Sept. 24	W	34-16	at Utah	26,232
#19	Oct. 1	W	28-24	* Baylor (D)	37,421
#19	Oct. 15	L	23-37	* SMU (D)	30,774
	Oct. 22	L	0-34	* vs. #9 Arkansas (L)	53,924
	Oct. 29	W	42-14	* at TCU	17,853
	Nov. 5	L	21-35	* #1 Texas (R)	72,124
	Nov. 19	W	45-7	* #16 Texas Tech (D)	43,989
	Nov. 26	W	51-21	* at Rice	25,000
	Dec. 3	L	7-27	* at #17 Texas A&M	51,790

*D – Played at the Houston Astrodome; R – Played at Rice Stadium; L – Played in Little Rock, Ark.*

### 1978 (9-3, 7-1 SWC)

#### • Cotton Bowl

#### • Southwest Conference Champions

##### No. 10 (AP) • No. 11 (UPI)

	Sept. 16	L	3-17	at Memphis	31,316
	Sept. 23	W	42-25	Utah	30,000
	Sept. 30	W	27-21	at #10 Florida State	41,142
	Oct. 7	W	20-18	* at Baylor	35,000
#17	Oct. 14	W	33-0	* #6 Texas A&M	52,156
#11	Oct. 21	W	42-28	* at SMU	64,871
#11	Oct. 28	W	20-9	* #9 Arkansas	50,913
#10	Nov. 4	W	63-6	* TCU	30,011
#8	Nov. 11	W	10-7	* at #6 Texas	83,053
#5	Nov. 25	L	21-22	* at Texas Tech	36,691
#9	Dec. 2	W	49-25	* Rice	33,186

#### Cotton Bowl – Dallas, Texas

#9	Jan. 1	L	34-35	vs. #10 Notre Dame	72,000
----	--------	---	-------	--------------------	--------

*Home games played at the Houston Astrodome*

### 1979 (11-1 • 7-1 SWC)

#### • Cotton Bowl Champions

#### • Southwest Conference Co-Champions

##### No. 5 (AP) • No. 5 (UPI)

#16	Sept. 8	W	24-16	at UCLA^	40,008
#13	Sept. 15	W	14-10	Florida	34,432
#8	Sept. 29	W	49-10	West Texas State	27,080
#6	Oct. 6	W	13-10	* Baylor	41,371
#7	Oct. 13	W	17-14	* at Texas A&M	59,545
#5	Oct. 20	W	37-10	* SMU	43,409
#6	Oct. 27	W	13-10	* at #4 Arkansas	43,319
#4	Nov. 3	W	21-10	* at TCU	25,412
#5	Nov. 10	L	13-21	* #8 Texas	55,155
#9	Nov. 23	W	14-10	* Texas Tech	25,637
#10	Dec. 1	W	63-0	* at Rice	27,800

#### Cotton Bowl – Dallas, Texas

#8	Jan. 1	W	17-14	vs. #7 Nebraska	72,032
----	--------	---	-------	-----------------	--------

*Home games played at the Houston Astrodome*

*^ game played at LA Coliseum*

### 1980 (7-5 • 5-3 SWC)

#### • Garden State Bowl Champions

#9	Sept. 13	L	13-29	at Arizona State	64,868
#18	Sept. 20	L	7-14	Miami (Fla.)	31,423
	Sept. 27	W	24-20	North Texas	23,672
	Oct. 4	L	12-24	* at #20 Baylor	40,000
	Oct. 11	W	17-13	* Texas A&M	46,525
	Oct. 18	W	13-11	* at SMU	32,109
	Oct. 25	W	24-17	* Arkansas	41,308
	Nov. 1	W	37-5	* TCU	26,502
	Nov. 8	L	13-15	* at Texas	79,154
	Nov. 22	W	34-7	* at Texas Tech	36,386
	Nov. 29	L	7-35	* Rice	29,950

#### Garden State Bowl – East Rutherford, N.J.

	Dec. 14	W	35-0	Navy	41,117
--	---------	---	------	------	--------

*Home games played at the Houston Astrodome*

### 1981 (7-4-1 • 5-2-1)

#### • Sun Bowl

	Sept. 5	W	21-10	New Mexico	26,435
	Sept. 19	L	7-12	at #16 Miami (Fla.)	32,586
	Sept. 26	W	35-7	Utah State	27,462
	Oct. 3	W	24-3	* Baylor	28,118
	Oct. 10	L	6-7	* at Texas A&M	66,569
	Oct. 17	L	22-38	* #10 SMU	36,892
	Oct. 24	W	20-17	* #12 vs. Arkansas (L)	54,618
	Oct. 31	W	20-16	* at TCU	13,257
	Nov. 7	T	14-14	* #5 Texas	52,589
	Nov. 21	W	15-7	* Texas Tech	25,169
	Nov. 28	W	40-3	* at Rice	25,000

#### Sun Bowl – El Paso, Texas

	Dec. 26	L	14-40	Oklahoma	33,816
--	---------	---	-------	----------	--------

*Home games played at the Houston Astrodome;*

*L – Played in Little Rock, Ark.*

### 1982 (5-5-1 • 4-3-1 SWC)

	Sept. 11	L	12-31	at #19 Miami (Fla.)	24,687
	Sept. 18	L	10-24	#13 Arizona State	30,103
	Sept. 25	W	48-3	Lamar	26,500
	Oct. 2	T	21-21	* at Baylor	31,750
	Oct. 9	W	24-20	* Texas A&M	46,302
	Oct. 16	L	14-20	* at #5 SMU	31,817
	Oct. 23	L	3-38	* #6 Arkansas	37,503
	Oct. 30	W	31-27	* TCU	21,103
	Nov. 6	L	0-50	* at Texas	76,657
	Nov. 20	W	24-7	* at Texas Tech	33,548
	Nov. 27	W	28-21	* Rice	20,103

*Home games played at the Houston Astrodome*

### 1983 (4-7 • 3-5 SWC)

	Sept. 1	W	45-14	* at Rice	30,000
	Sept. 10	L	7-29	Miami (Fla.)	25,000
	Sept. 17	W	42-35	Lamar	25,456
	Sept. 24	L	14-15	at Oregon	26,105
	Oct. 1	L	21-42	* Baylor	26,640
	Oct. 8	L	7-30	* at Texas A&M	57,622
	Oct. 22	L	3-24	* at Arkansas	41,080
	Oct. 29	W	28-21	* at TCU	16,810
	Nov. 5	L	3-9	* #2 Texas	47,103
	Nov. 19	W	43-41	* Texas Tech	20,153
	Nov. 26	L	23-34	* vs. #6 SMU (T)	70,000

*Home games played at the Houston Astrodome;*

*T – Played in Mirage Bowl (Tokyo, Japan)*

### 1984 (7-5 • 6-2 SWC)

#### • Cotton Bowl

#### • Southwest Conference Co-Champions

	Sept. 15	W	30-17	Miami (Ohio)	28,750
	Sept. 22	L	7-35	at #9 Washington	59,534
	Sept. 29	L	28-30	Louisville	22,533
	Oct. 6	W	27-17	* at Baylor	34,500
	Oct. 13	W	9-7	* Texas A&M	34,103
	Oct. 20	W	29-20	* at #6 SMU	28,361
	Oct. 27	L	3-17	* Arkansas	28,347
	Nov. 3	L	14-21	* #20 TCU	20,102
	Nov. 10	W	29-15	* at #3 Texas	80,348
	Nov. 24	W	24-17	* at Texas Tech	27,373
	Dec. 1	W	38-26	* Rice	30,123

#### Cotton Bowl – Dallas, Texas

	Jan. 1	L	28-45	vs. #8 Boston College	67,381
--	--------	---	-------	-----------------------	--------

*Home games played at the Houston Astrodome*

2016 SEASON

COACHING STAFF

THE COUGARS



# HOUSTON FOOTBALL

## ALL-TIME RESULTS

2016 SEASON

COACHING STAFF

THE COUGARS

SEASON REVIEW

HISTORY & RECORDS

### 1985 (4-7 • 3-5 SWC)

Sept. 7	L	24-31	at Tulsa	28,156
Sept. 21	L	12-29	Washington	20,522
Sept. 28	W	49-27	at Louisville	30,334
Oct. 5	L	21-24	* Baylor	25,787
Oct. 12	L	16-43	* at Texas A&M	55,711
Oct. 19	L	13-37	* SMU	21,761
Oct. 26	L	27-57	* vs. #14 Arkansas (L)	53,860
Nov. 2	W	26-21	* at TCU	19,854
Nov. 9	L	24-34	* Texas	35,821
Nov. 23	W	17-16	* Texas Tech	14,280
Nov. 30	W	24-20	* at Rice	16,492

Home games played at the Houston Astrodome;  
L – Played in Little Rock, Ark.

### 1986 (1-10 • 0-8 SWC)

Sept. 6	L	3-37	at #11 Arizona	50,593
Sept. 20	W	28-12	at Oklahoma State	38,600
Sept. 27	L	14-24	Tulsa	12,445
Oct. 4	L	13-27	* at Baylor	34,000
Oct. 11	L	7-19	* #14 Texas A&M	28,277
Oct. 18	L	3-10	* at #20 SMU	25,967
Oct. 25	L	13-30	* #14 Arkansas	16,600
Nov. 1	L	14-30	* TCU	10,125
Nov. 8	L	10-30	* at Texas	60,650
Nov. 22	L	7-34	* at Texas Tech	30,196
Nov. 29	L	13-14	* Rice	10,399

Home games played at the Houston Astrodome

### JACK PARDEE

1987-89 • 22-11-1  
1 Bowl Game

### 1987 (4-6-1 • 2-4-1 SWC)

Sept. 12	L	0-35	Oklahoma State	16,285
Sept. 26	W	38-34	Sam Houston State	21,705
Oct. 3	L	18-30	* Baylor	22,751
Oct. 10	L	17-22	* at Texas A&M	64,415
Oct. 17	L	35-37	at Wyoming	18,011
Oct. 24	L	17-21	* at Arkansas	34,820
Oct. 31	L	7-35	* at TCU	25,257
Nov. 7	W	60-40	* Texas	36,274
Nov. 14	W	37-7	at Temple	12,780
Nov. 21	T	10-10	* Texas Tech	19,295
Nov. 28	W	45-21	* at Rice	10,300

Home games played at the Houston Astrodome

### 1988 (9-3 • 5-2 SWC)

• Eagle Aloha Bowl

No. 18 (AP)

Sept. 10	W	60-0	at Louisiana Tech	18,222
Sept. 17	W	31-7	at Missouri	36,287
Oct. 1	W	27-24	* at Baylor	34,719
Oct. 8	L	16-30	* Texas A&M	42,361
Oct. 15	W	82-28	Tulsa	14,068
Oct. 22	L	21-26	* #13 Arkansas	21,775
Oct. 29	W	40-12	* TCU	15,582
Nov. 5	W	66-15	* at Texas	69,600
Nov. 12	W	34-10	* #10 Wyoming	28,947
#17 Nov. 19	W	30-29	* at Texas Tech	27,204
#14 Nov. 26	W	45-14	* Rice	16,923

Eagle Aloha Bowl – Honolulu

#14 Dec. 25 L 22-24 vs. #18 Washington State  
Home games played at the Houston Astrodome

### 1989 (9-2 • 6-2 SWC)

No. 14 (AP)

#21 Sept. 2	W	69-0	at UNLV	22,416
#17 Sept. 23	W	36-7	at Arizona State	67,357
#14 Sept. 30	W	65-7	Temple	15,121
#12 Oct. 7	W	66-10	* Baylor	31,433
#8 Oct. 14	L	13-17	* at Texas A&M	66,423
#16 Oct. 21	W	95-21	* SMU	20,009
#12 Oct. 28	L	39-45	* at #13 Arkansas	55,112
#17 Nov. 4	W	55-10	* at TCU	19,212
#15 Nov. 11	W	47-9	* Texas	45,586
#13 Nov. 25	W	40-24	* #20 Texas Tech	30,097
#13 Dec. 2	W	64-0	* Rice	22,700

Home games played at the Houston Astrodome

### JOHN JENKINS

1990-92 • 18-15

### 1990 (10-1 • 7-1 SWC)

No. 10 (AP)

#24 Sept. 8	W	37-9	UNLV	20,138
#18 Sept. 13	W	51-35	* at Texas Tech	36,794
#13 Sept. 29	W	24-22	* Rice	24,130
#13 Oct. 6	W	31-15	* at Baylor	36,289
#12 Oct. 13	W	36-31	* #20 Texas A&M	45,141
#9 Oct. 20	W	44-17	* at SMU	23,250
#6 Oct. 27	W	62-28	* Arkansas	27,352
#6 Nov. 3	W	56-35	* TCU	25,725
#3 Nov. 10	L	24-45	* at #14 Texas	82,457
#12 Nov. 17	W	84-21	Eastern Washington	17,050
#11 Dec. 1	W	62-45	vs. Arizona State (T)	50,000

Home games played at the Houston Astrodome;  
T – played in Tokyo

### 1991 (4-7 • 3-5 SWC)

#12 Aug. 31	W	73-3	Louisiana Tech	30,082
#10 Sept. 12	L	10-40	at #2 Miami (Fla.)	71,842
Sept. 21	L	10-51	at Illinois	60,182
Oct. 5	L	21-38	* #11 Baylor	37,022
Oct. 12	L	17-29	* at Arkansas	45,860
Oct. 19	W	49-20	* SMU	17,339
Oct. 26	L	18-27	* at #13 Texas A&M	65,812
Nov. 9	W	23-14	* Texas	47,911
Nov. 16	W	41-21	* at Rice	22,800
Nov. 23	L	45-49	* at TCU	26,432
Nov. 30	L	46-52	* Texas Tech	18,114

Home games played at the Houston Astrodome

### 1992 (4-7 • 2-5 SWC)

Sept. 5	L	25-28	at Tulsa	33,619
Sept. 19	W	31-13	Illinois (D)	25,931
Sept. 26	L	7-61	at #4 Michigan	104,968
Oct. 3	W	63-7	Louisiana-Lafayette (R)	17,123
Oct. 17	L	23-29	* at Baylor	27,890
Oct. 24	L	38-45	* at Texas	66,038
Oct. 31	W	49-46	* TCU (D)	15,126
Nov. 7	L	16-41	* at SMU	14,273
Nov. 12	L	30-38	* #4 Texas A&M (D)	38,644
Nov. 21	L	35-44	* at Texas Tech	27,887
Nov. 28	W	61-34	* Rice (D)	15,006

D – Played at the Houston Astrodome; R – Played at Rice Stadium

### KIM HELTON

1993-99 • 24-53-1

1 Conference USA Championship  
1 Bowl Game

### 1993 (1-9-1 • 1-5-1 SWC)

Sept. 4	L	7-49	at USC	49,438
Sept. 11	L	24-38	Tulsa	15,138
Sept. 25	L	21-42	at #8 Michigan	104,196
Oct. 2	W	24-3	* Baylor	20,123
Oct. 9	L	10-34	* at #14 Texas A&M	60,575
Oct. 16	T	28-28	* SMU	15,973
Oct. 30	L	10-28	* at TCU	19,606
Nov. 4	L	16-34	* Texas	26,163
Nov. 13	L	17-41	Cincinnati	10,860
Nov. 20	L	7-58	* vs. Texas Tech (S)	28,652
Nov. 28	L	7-37	* at Rice	18,100

Home games played at the Houston Astrodome; S – Played in San Antonio, Texas

### 1994 (1-10 • 1-6 SWC)

Sept. 1	L	13-35	Kansas	18,150
Sept. 10	L	7-32	at Louisiana Tech	17,408
Sept. 17	L	0-16	Missouri	18,310
Sept. 24	L	0-52	at #20 Ohio State	91,740
Oct. 8	L	7-38	* #10 Texas A&M	40,184
Oct. 15	W	39-33	* at SMU	11,400
Oct. 22	L	10-31	* TCU	14,933
Oct. 29	L	13-52	* at Baylor	35,174
Nov. 12	L	13-48	* at Texas	56,654
Nov. 19	L	0-34	* vs. Texas Tech (S)	20,286
Nov. 26	L	13-31	* Rice	14,963

Home games played at the Houston Astrodome; S – Played in San Antonio, Texas

### 1995 (2-9 • 2-5 SWC)

Sept. 2	L	21-45	at #5 Florida	84,672
Sept. 9	L	7-19	Louisiana Tech (R)	20,520
Sept. 16	L	10-45	at USC	50,279
Sept. 23	L	13-20	at Kansas	37,500
Oct. 7	L	21-31	* at TCU	34,684
Oct. 14	L	7-47	* Baylor (D)	17,754
Oct. 21	W	38-15	* SMU (D)	13,850
Oct. 28	L	7-31	* at #19 Texas A&M	58,277
Nov. 11	L	20-52	* #11 Texas (D)	32,520
Nov. 25	L	26-38	* Texas Tech (D)	15,220
Dec. 2	W	18-17	* at Rice	28,400

R – Played at Robertson Stadium; D – Played at the Houston Astrodome

### 1996 (7-5 • 4-1 C-USA)

• St. Jude Liberty Bowl

• Conference USA Champions

Aug. 31	W	43-25	Sam Houston St. (Rob)	14,110
Sept. 7	L	34-35	at #17 LSU	80,303
Sept. 14	W	42-35 (OT)	at Pittsburgh	27,648
Sept. 21	L	9-26	* #15 USC (D)	21,035
Oct. 5	W	31-24	at Louisiana-Lafayette	18,247
Oct. 12	W	37-20	* Memphis (D)	15,553
Oct. 19	L	20-31	* at Cincinnati	19,064
Oct. 26	L	14-42	* #9 North Carolina (D)	16,850
Nov. 2	W	20-17	* at Tulane	14,474
Nov. 9	W	56-49 (OT)	* #20 Southern Miss (Rob)	18,107
Nov. 16	W	38-7	* Louisville (D)	19,651

St. Jude Liberty Bowl – Memphis, Tenn.

Dec. 27 L 17-30 vs. #23 Syracuse 49,163  
D – Played at the Houston Astrodome; Rob – Played at Robertson Stadium





## ALL-TIME RESULTS

### 1997 (3-8 • 2-4 C-USA)

Aug. 30	L	17-42	at #16 Alabama	81,591
Sept. 6	L	3-35	California (D)	37,652
Sept. 13	L	24-35	Pittsburgh (Rob)	17,611
Sept. 27	W	45-43	at Minnesota	36,447
Oct. 4	L	10-66	at #22 UCLA	38,004
Oct. 18	W	41-38 (20T)	* Cincinnati (Rob)	14,457
Oct. 25	W	36-22	* at Louisville	21,432
Nov. 1	L	3-24	* at Memphis	20,181
Nov. 8	L	27-28	* East Carolina (Rob)	17,051
Nov. 15	L	0-33	* at Southern Miss	20,091
Nov. 22	L	10-44	* Tulane (D)	11,618

D – Played at the Houston Astrodome; Rob – Played at Robertson Stadium

### 1998 (3-8 • 2-4 C-USA)

Sept. 5	L	10-14	at California	33,000
Sept. 12	L	7-14	Minnesota	17,540
Sept. 19	L	24-42	#4 UCLA	19,540
Sept. 26	L	7-42	at #4 Tennessee	106,417
Oct. 3	W	35-14	* Memphis	13,140
Oct. 10	L	28-38	* Army	18,480
Oct. 24	W	31-9	at North Texas	13,899
Oct. 31	W	34-31	* at East Carolina	26,821
Nov. 7	L	15-21	* Southern Miss	16,260
Nov. 14	L	43-44	* at Cincinnati	16,886
Nov. 21	L	20-48	* at #12 Tulane	26,978

All home games played at Robertson Stadium

### 1999 (7-4 • 3-3 C-USA)

Sept. 4	W	28-3	Rice	31,784
Sept. 11	L	10-37	at #21 Alabama	80,110
Sept. 18	W	45-0	Louisiana-Lafayette	15,686
Sept. 25	L	10-29	* at UAB	28,572
Oct. 9	W	23-20	* Cincinnati	22,315
Oct. 16	W	20-12	at North Carolina	32,000
Oct. 23	L	33-39	* at Louisville	27,261
Oct. 30	L	3-19	* #17 East Carolina	14,221
Nov. 6	W	36-31	* Tulane	16,008
Nov. 13	W	20-7	at LSU	76,671
Nov. 20	W	26-14	* at Army	35,526

All home games played at John O'Quinn Field at Robertson Stadium

### DANA DIMEL 2000-03 • 8-26

### 2000 (3-8 • 2-5 C-USA)

Sept. 2	L	27-30 (OT)	at Rice	40,714
Sept. 9	L	13-28	at LSU	82,469
Sept. 16	W	31-30	* Army	25,112
Sept. 23	L	0-48	at #15 Texas	81,592
Sept. 30	W	17-15	SMU	17,496
Oct. 7	L	31-48	* at Cincinnati	17,647
Oct. 21	W	33-30 (30T)	* at Memphis	26,662
Oct. 28	L	3-6	* #14 Southern Miss	17,565
Nov. 4	L	23-41	* at Tulane	16,785
Nov. 11	L	20-62	* at East Carolina	33,339
Nov. 18	L	13-32	* Louisville	3,006

All home games played at John O'Quinn Field at Robertson Stadium

### 2001 (0-11 • 0-7 C-USA)

Sept. 1	L	14-21	Rice	23,985
Sept. 22	L	26-53	#5 Texas	31,784
Sept. 29	L	17-34	* TCU	19,708
Oct. 6	L	14-28	* at Army	32,845
Oct. 13	L	33-52	* Memphis	13,513
Oct. 20	L	28-29	* Cincinnati	16,107
Oct. 27	L	14-58	* at Southern Miss	26,162
Nov. 3	L	6-45	at USF	32,711
Nov. 10	L	10-34	* at #25 Louisville	40,479
Nov. 17	L	21-43	* UAB	11,647
Dec. 1	L	7-35	at #16 Georgia	86,520

All home games played at John O'Quinn Field at Robertson Stadium

### 2002 (5-7 • 3-5 C-USA)

Aug. 31	W	24-10	at Rice	30,747
Sept. 7	L	13-34	* Tulane	16,307
Sept. 14	W	36-17	Louisiana-Lafayette	19,569
Sept. 21	L	11-41	at #3 Texas	82,936
Oct. 5	L	17-34	* at TCU	24,088
Oct. 12	L	34-51	* at UAB	13,897
Oct. 19	W	56-42	* Army	16,469
Nov. 2	W	26-21	* at Memphis	20,532
Nov. 9	L	48-54 (30T)	* East Carolina	13,669
Nov. 16	L	14-47	* at Cincinnati	14,023
Nov. 23	L	14-32	USF	12,856
Nov. 30	W	27-10	* Louisville	11,048

All home games played at John O'Quinn Field at Robertson Stadium

### ART BRILES

### 2003-07 • 34-28

1 Conference USA Championship  
3 Bowl Games

### 2003 (7-6 • 4-4 C-USA)

#### • Sheraton Hawai'i Bowl

Aug. 30	W	48-14	Rice	25,355
Sept. 6	L	3-50	at #5 Michigan	109,580
Sept. 13	W	21-14	at Louisiana-Lafayette	11,127
Sept. 20	W	42-35	Mississippi State	26,233
Sept. 30	W	27-13	* at East Carolina	33,250
Oct. 11	W	45-42	* at Tulane	27,420
Oct. 18	L	14-45	* Memphis	22,623
Oct. 25	L	55-62	* #15 TCU	21,136
Nov. 8	L	10-31	* Southern Miss	20,377
Nov. 15	W	34-14	* at Army	31,638
Nov. 22	L	45-66	* at Louisville	33,268
Nov. 29	W	56-28	* UAB	15,120

#### Sheraton Hawai'i Bowl – Honolulu, Hawai'i

Dec. 25	L	48-54 (30T)	vs. Hawai'i	29,005
---------	---	-------------	-------------	--------

All home games played at John O'Quinn Field at Robertson Stadium

### 2004 (3-8 • 3-5 C-USA)

Sept. 5	L	7-10	vs. Rice (Rel.)	28,726
Sept. 11	L	13-63	at #2 Oklahoma	84,280
Sept. 18	W	35-21	* Army (Rob.)	18,687
Sept. 23	L	13-38	#4 Miami, Fla. (Rel.)	36,698
Oct. 2	L	14-41	* at Memphis	35,297
Oct. 7	L	29-35 (OT)	* at Southern Miss	28,625
Oct. 23	L	27-34	* at TCU	36,276
Oct. 30	W	24-3	* Tulane (Rob.)	17,204
Nov. 6	W	34-24	* East Carolina (Rob.)	13,069
Nov. 13	L	7-20	* at UAB	13,240
Nov. 20	L	27-65	* #8 Louisville (Rob.)	20,176

Rob. – Played at John O'Quinn Field at Robertson Stadium;

Rel. – Played at Reliant Stadium

### 2005 (6-6 • 4-4 C-USA)

#### • Fort Worth Bowl

Sept. 1	L	24-38	Oregon (Rel.)	19,981
Sept. 10	W	31-10	Sam Houston St. (Rob.)	15,649
Sept. 16	L	41-44 (20T)	* at UTEP	45,558
Oct. 1	W	30-23	* at Tulsa	15,580
Oct. 8	W	35-14	* vs. Tulane (1)	15,454
Oct. 15	L	20-35	* Memphis (Rob.)	12,800
Oct. 22	W	28-16	at Mississippi State	40,957
Nov. 5	L	29-31	* at UCF	32,635
Nov. 13	W	27-24	* Southern Miss (Rob.)	15,119
Nov. 19	L	24-29	* SMU (Rob.)	14,650
Nov. 26	W	35-18	* Rice (Rob.)	12,125

#### Fort Worth Bowl – Fort Worth, Texas

Dec. 23	L	13-42	vs. Kansas	33,505
---------	---	-------	------------	--------

Rob. – Played at John O'Quinn Field at Robertson Stadium;

Rel. – Played at Reliant Stadium

1 – played at Cajun Field in Lafayette, La., due to Hurricane Rita

### 2006 (10-4 • 7-1 C-USA)

#### • AutoZone Liberty Bowl

#### • Conference USA Champions

Sept. 2	W	31-30	* at Rice	23,352
Sept. 9	W	45-7	* Tulane	16,506
Sept. 16	W	42-22	Grambling State	27,302
Sept. 23	W	34-25	Oklahoma State	28,260
Sept. 30	L	13-14	at Miami (Fla.)	36,107
Oct. 7	L	28-31	Louisiana-Lafayette	17,543
Oct. 14	L	27-31	* at Southern Miss	32,317
Oct. 21	W	34-17	* UTEP	18,154
Oct. 28	W	51-31	* UCF	13,242
Nov. 4	W	27-10	* Tulsa	22,542
Nov. 11	W	37-27	* at SMU	20,350
Nov. 18	W	23-20 (OT)	* at Memphis	20,344

#### Conference USA Championship – Houston (Robertson Stadium)

Dec. 1	W	34-20	Southern Miss	31,818
--------	---	-------	---------------	--------

#### AutoZone Liberty Bowl – Memphis, Tenn.

Dec. 29	L	36-44	South Carolina	56,103
---------	---	-------	----------------	--------

All home games played at John O'Quinn Field at Robertson Stadium

### 2007 (8-5 • 6-2 C-USA)

#### • Texas Bowl

#### • Conference USA West Division Co-Champions

Sept. 1	L	27-48	at Oregon	57,662
Sept. 15	W	34-10	* at Tulane	21,311
Sept. 22	W	38-27	Colorado State	22,468
Sept. 29	L	35-37	* East Carolina	20,719
Oct. 6	L	24-30	at Alabama	92,138
Oct. 13	W	56-48	* Rice	26,514
Oct. 20	W	49-10	* at UAB	11,588
Oct. 27	W	34-31	* at UTEP	35,116
Nov. 4	W	38-28	* SMU	22,274
Nov. 10	L	7-56	* at Tulsa	25,428
Nov. 17	W	35-28	* Marshall	21,116
Nov. 24	W	59-6	Texas Southern	12,139

#### Texas Bowl – Houston (Reliant Stadium)

Dec. 28	L	13-20	vs. TCU	62,097
---------	---	-------	---------	--------

Interim head coach Chris Thurmond coached Houston in the Texas Bowl

All home games played at John O'Quinn Field at Robertson Stadium

### KEVIN SUMLIN

### 2008-11 • 35-17

2 Conference USA West Division Championships  
2 Bowl Games • 1 Bowl Win

### 2008 (8-5 • 6-2 C-USA)

#### • Bell Helicopter Armed Forces Bowl Champions

Aug. 30	W	55-3	Southern	26,555
Sept. 6	L	37-56	at Oklahoma State	45,001
Sept. 13	L	28-31	vs. Air Force (1)	2,546
Sept. 20	L	25-28	at Colorado State	21,539
Sept. 27	W	41-24	* at #23/RV East Carolina	43,641
Oct. 8	W	45-20	* UAB	18,526
Oct. 18	W	44-38	* at SMU	18,972
Oct. 28	L	23-37	* at Marshall	20,716
Nov. 8	W	42-13	* Tulane	23,522
Nov. 15	W	70-30	#25/24 Tulsa	20,855
Nov. 22	W	42-37	* UTEP	18,134
Nov. 29	L	42-56	* at Rice	35,534

#### Bell Helicopter Armed Forces Bowl – Fort Worth, Texas

Dec. 31	W	34-28	vs. Air Force	41,127
---------	---	-------	---------------	--------

All home games played at John O'Quinn Field at Robertson Stadium

1 – played at Gerald J. Ford Stadium in Dallas due to Hurricane Ike

2016 SEASON

COACHING STAFF

THE COUGARS

SEASON REVIEW

HISTORY & RECORDS



# HOUSTON FOOTBALL

## ALL-TIME RESULTS

2016 SEASON

COACHING STAFF

THE COUGARS

SEASON REVIEW

HISTORY & RECORDS

### 2009 (10-4 • 6-2 C-USA)

• Bell Helicopter Armed Forces Bowl

• Conference USA West Division Co-Champions

Sept. 5	W	55-7	Northwestern State	22,043	
Sept. 12	W	45-35	at #5/6 Oklahoma State	50,875	
#17/23	Sept. 26	W	29-28	Texas Tech	32,114
#12/15	Oct. 3	L	41-58	* at UTEP	26,793
rv/rv	Oct. 10	W	31-24	at Mississippi State	48,019
#23/23	Oct. 17	W	44-16	* at Tulane	22,891
#17/17	Oct. 24	W	38-15	* SMU	26,889
#15/16	Oct. 31	W	50-43	* Southern Miss	20,125
#13/15	Nov. 7	W	46-45	* at Tulsa	20,243
#13/12	Nov. 14	L	32-37	* at UCF	34,437
#24/22	Nov. 21	W	55-14	* Memphis	22,036
#25/20	Nov. 28	W	73-14	* Rice	28,243

Conference USA Championship Game – Greenville, N.C.  
#18/18 Dec. 5 L 32-38 at East Carolina 33,048

Bell Helicopter Armed Forces Bowl – Fort Worth, Texas  
rv/#25 Dec. 31 L 20-47 vs. Air Force 41,414

All home games played at John O'Quinn Field at Robertson Stadium

### 2010 (5-7 • 4-4 C-USA)

rv/rv	Sept. 4	W	68-28	Texas State	32,119
rv/rv	Sept. 10	W	54-24	*UTEP	32,119
#23/23	Sept. 18	L	13-31	at UCLA	54,407
rv/rv	Sept. 25	W	42-23	*Tulane	32,007
--/rv	Oct. 9	L	24-47	Mississippi State	32,067
	Oct. 16	L	31-34	* at Rice	26,342
	Oct. 23	W	45-20	* at SMU	20,741
	Oct. 30	W	56-17	* at Memphis	19,731
	Nov. 5	L	33-40	* UCF	32,008
	Nov. 13	L	25-28	*Tulsa	30,046
	Nov. 20	L	41-59	* at Southern Miss	32,606
	Nov. 27	L	20-35	at Texas Tech	53,461

All home games played at John O'Quinn Field at Robertson Stadium

### 2011 (13-1 • 8-0 C-USA)

• TicketCity Bowl Champions  
• Conference USA West Division Champions  
• No 18 (AP) • No. 14 (USA Today)

rv/rv	Sept. 3	W	38-34	UCLA	31,144
rv/rv	Sept. 9	W	48-23	at North Texas	28,075
rv/rv	Sept. 17	W	35-34	at Louisiana Tech	24,628
rv/rv	Sept. 24	W	56-0	Georgia State	32,005
rv/rv	Sept. 29	W	49-24	* at UTEP	24,111
rv/rv	Oct. 8	W	56-3	* East Carolina	30,126
21/20	Oct. 22	W	63-28	* Marshall	32,107
18/18	Oct. 27	W	73-34	* Rice	32,112
14/14	Nov. 5	W	56-13	* at UAB	13,909
11/11	Nov. 10	W	73-17	* at Tulane	17,657
11/10	Nov. 19	W	37-7	* SMU	32,207
8/7	Nov. 25	W	48-16	* at Tulsa	29,015

C-USA Championship – Houston (Robertson Stadium)  
7/6 Dec. 3 L 28-49 #24/23 Southern Miss 32,413

TicketCity Bowl – Dallas (Cotton Bowl)  
20/17 Jan. 1 W 30-14 #24/23 Penn State 46,817

Interim head coach Tony Levine coached Houston in the TicketCity Bowl  
All home games played at John O'Quinn Field at Robertson Stadium

### TONY LEVINE

2012-14 • 21-17

2 Bowl Games • 1 Bowl Win

### 2012 (5-7 • 4-4 C-USA)

Sept. 1	L	13-30	Texas State	32,207
Sept. 8	L	49-56	Louisiana Tech	29,142
Sept. 15	L	6-37	at #22 UCLA	53,723
Sept. 29	W	35-14	* at Rice (1)	32,718
Oct. 6	W	44-21	North Texas	25,476
Oct. 13	W	39-17	* UAB	25,242
Oct. 18	L	42-72	* at SMU	16,459
Oct. 27	W	45-35	* UTEP	27,433
Nov. 3	L	28-48	* at East Carolina	45,455
Nov. 10	L	7-41	*Tulsa	25,827
Nov. 17	L	41-44	* at Marshall	18,831
Nov. 24	W	40-17	* Tulane	25,402

1 – played at Reliant Stadium in Houston

All home games played at John O'Quinn Field at Robertson Stadium

### 2013 (8-5 • 5-3 American)

• BBVA Compass Bowl

Aug. 30	W	62-13	Southern ^	26,205
Sept. 7	W	22-13	at Temple	27,328
Sept. 21	W	31-26	vs. Rice ^	34,831
Sept. 28	W	59-28	at UTSA	32,487
Oct. 12	W	25-15	* Memphis &	20,103
Oct. 19	L	46-47	BYU ^	33,115
Oct. 26	W	49-14	* at Rutgers	52,200
Oct. 31	W	35-23	* USF ^	22,707
Nov. 9	L	14-19	* at #19/21 UCF	45,455
Nov. 16	L	13-20	* at #19/13 Louisville	53,027
Nov. 23	L	17-24	* Cincinnati &	20,197
Nov. 29	W	34-0	* SMU	23,210

BBVA Compass Bowl – Birmingham, Ala.

Jan. 4 L 24-41 vs. Vanderbilt 42,717

^ – played at Reliant Stadium in Houston

& – played at BBVA Compass Stadium in Houston

### 2014 (8-5 • 5-3 American)

• Lockheed Martin Armed Forces Bowl Champions

Aug. 29	L	7-27	UTSA	40,755
Sept. 6	W	47-0	Grambling State	30,081
Sept. 11	L	25-33	at #25/RV BYU	57,630
Sept. 20	W	47-14	UNLV	23,408
Oct. 2	L	12-17	* UCF	26,685
Oct. 11	W	28-24	* at Memphis	32,784
Oct. 17	W	31-10	* Temple	21,471
Nov. 1	W	27-3	* at USF	29,782
Nov. 8	L	24-31	* Tulane	32,205
Nov. 22	W	38-28	*Tulsa	23,572
Nov. 28	W	35-9	* at SMU	15,446
Dec. 6	L	31-38	* at Cincinnati	24,606

Lockheed Martin Armed Forces Bowl – Fort Worth, Texas

Jan. 2 W 35-34 vs. Pittsburgh 37,888

Interim head coach David Gibbs coached in Armed Forces Bowl

All home games played at TDECU Stadium

### TOM HERMAN

2015 – present • 13-1

1 American Championship

1 Bowl Game • 1 Bowl Win

### 2015 (13-1 • 7-1 American)

• Chick-fil-A Peach Bowl Champions  
• American Athletic Conference Champions  
• American Athletic Conference West Division Champions  
• No. 8 (AP) • No. 8 (USA Today)

Sept. 5	W	52-24	Tennessee Tech	30,479	
Sept. 12	W	34-31	at Louisville	50,019	
rv/rv	Sept. 26	W	59-14	Texas State	32,257
rv/rv	Oct. 3	W	38-24	* at Tulsa	17,146
rv/rv	Oct. 8	W	49-28	* SMU	25,204
#24/rv	Oct. 16	W	42-7	* at Tulane	21,522
#21/22	Oct. 24	W	59-10	* at UCF	28,350
#18/19	Oct. 31	W	34-0	Vanderbilt	29,565
#18/18	Nov. 7	W	33-30	* Cincinnati	32,889
#16/16	Nov. 14	W	35-34	* #25/25 Memphis	42,159
#13/14	Nov. 21	L	17-20	* at UConn	26,879
#21/21	Nov. 27	W	52-31	* #16/15 Navy	40,562

American Championship Game – Houston (TDECU Stadium)

#17/18 Dec. 5 W 24-13 #20/21 Temple 35,721

Chick-fil-A Peach Bowl – Atlanta (Georgia Dome)

#14/16 Dec. 31 W 38-24 vs. #9/8 Florida State 71,007

All home games played at TDECU Stadium



## MISCELLANEOUS HISTORY

### FINAL RANKINGS

	AP	UPI/COACHES
2016	8th	8th
2011	18th	14th
1990	10th	----
1989	14th	----
1988	18th	----
1979	5th	5th
1978	10th	11th
1976	4th	4th
1974	19th	11th
1973	9th	13th
1971	17th	14th
1970	19th	t-13th
1969	12th	16th
1968	18th	t-20th
1967	----	19th
1966	----	17th
1952	----	19th

*UPI (1950-90); CNN/USA TODAY Coaches (1991 - present)*

### DOMESTIC HISTORY

Site	Record	Pct.
Houston Astrodome	115-57-4	.665
Georgia Dome	1-0	1.000
Hubert H. Humphrey Metrodome	1-0	1.000
Louisiana Superdome	4-2	.667
Reliant Stadium	5-5	.500
Tokyo Bowl	1-1	.500
Alamodome	1-2	.000
<b>Totals</b>	<b>128-67-4</b>	<b>.653</b>

### OVERTIME HISTORY

**Overall:** 5-4 (.556)  
**Overtime:** 3-1 (.750)  
**Double Overtime:** 1-1 (.500)  
**Triple Overtime:** 1-2 (.333)  
**Home:** 2-1 (.667)  
**Road:** 3-3 (.500)

### LAST TIME CONFERENCE RECORD WAS

0-1:	2014	2-0:	2015	5-0:	2015
0-2:	2002	2-1:	2014	5-1:	2008
0-3:	2002	2-2:	2005	5-2:	2014
0-4:	2001	2-3:	2005	5-3:	2014
0-5:	2001	2-4:	2002		
0-6:	2001	2-5:	2002	6-0:	2015
0-7:	2001	2-6:	never	6-1:	2015
0-8:	1986			6-2:	2009
		3-0:	2015		
1-0:	2015	3-1:	2014	7-0:	2011
1-1:	2014	3-2:	2014	7-1:	2015
1-2:	2004	3-3:	2012		
1-3:	2004	3-4:	2012	8-0:	2011
1-4:	1995	3-5:	2005		
1-5:	1995				
1-6:	1994	4-0:	2015		
1-7:	never	4-1:	2013		
		4-2:	2014		
		4-3:	2013		
		4-4:	2012		

### LAST TIME RECORD WAS

0-1:	2014	5-0:	2015
0-2:	2012	5-1:	2013
0-3:	2012	5-2:	2003
0-4:	2001	5-3:	2014
0-5:	2001	5-4:	2014
0-6:	2001	5-5:	2010
0-7:	2001	5-6:	2010
0-8:	2001	5-7:	2012
0-9:	2001		
0-10:	2001	6-0:	2015
0-11:	2001	6-1:	2013
		6-2:	1989
1-0:	2015	6-3:	2007
1-1:	2014	6-4:	2014
1-2:	2014	6-5:	2005
1-3:	2012	6-6:	2005
1-4:	2004		
1-5:	2004	7-0:	2015
1-6:	2004	7-1:	2013
1-7:	1995	7-2:	2013
1-8:	1995	7-3:	2013
1-9:	1995	7-4:	2014
1-10:	1994	7-5:	2014
		7-6:	2003
2-0:	2015		
2-1:	2010	8-0:	2015
2-2:	2014	8-1:	2009
2-3:	2014	8-2:	2009
2-4:	2002	8-3:	2006
2-5:	1998	8-4:	2013
2-6:	2004	8-5:	2014
2-7:	never		
2-8:	1975	9-0:	2015
2-9:	1995	9-1:	1990
		9-2:	2009
3-0:	2015	9-3:	2006
3-1:	2010		
3-2:	2010	10-0:	2015
3-3:	2014	10-1:	2015
3-4:	2012	10-2:	2009
3-5:	1998	10-3:	2009
3-6:	2004	10-4:	2009
3-7:	2004		
3-8:	2004	11-0:	2011
3-9:	never	11-1:	2015
4-0:	2015	12-0:	2011
4-1:	2009	12-1:	2015
4-2:	2006		
4-3:	2014	13-1:	2015
4-4:	2012		
4-5:	2012		
4-6:	2012		
4-7:	2012		
4-8:	never		

### LONGEST WINNING STREAKS

Rk.	No.	Dates	Ended	Date
1.	12	Sept. 3 - Nov. 25, 2011	vs. Southern Miss (L, 28-49)	Dec. 3, 2011
		Nov. 4, 1989 - Nov. 3, 1990	at Texas (L, 24-45)	Nov. 10, 1990
3.	11	Jan. 2 - Nov. 14, 2015	at UConn (L, 17-20)	Nov. 21, 2015
4.	10	Nov. 4, 1972 - Oct. 19, 1973	at Auburn (L, 0-7)	Oct. 27, 1973
		Oct. 4, 1969 - Sept. 19, 1970	at Oklahoma State (L, 17-26)	Sept. 26, 1970
6.	8	Sept. 8 - Nov. 3, 1979	vs. Texas (L, 13-21)	Oct. 10, 1979
		Sept. 23 - Nov. 11, 1978	at Texas Tech (L, 21-22)	Nov. 25, 1978
8.	7	Oct. 30, 1976 - Sept. 12, 1977	at Penn State (L, 14-31)	Sept. 17, 1977
		Sept. 28 - Nov. 23, 1974	at Tulsa (L, 14-30)	Nov. 30, 1974
10.	6	Oct. 21 - Dec. 1, 2006	vs. South Carolina (L, 36-44)	Dec. 29, 2006
		Nov. 9, 1957 - Oct. 11, 1958	vs. Oklahoma State ((L, 0-7)	Oct. 18, 1957
		Nov. 3, 1956 - Sept. 21, 1957	at Baylor (L, 6-14)	Sept. 28, 1957
		Nov. 24, 2012 - Oct. 12, 2013	vs. BYU (L, 46-47)	Oct. 19, 2013

### LONGEST LOSING STREAKS

Rk.	No.	Dates	Ended	Date
1.	15	Oct. 28, 2000 - Dec. 1, 2001	at Rice (W, 24-10)	Aug. 31, 2002
2.	11	Oct. 22, 1994 - Oct. 21, 1995	vs. SMU (W, 38-15)	Oct. 21, 1995
3.	10	Oct. 30, 1993 - Oct. 8, 1994	at SMU (W, 39-33)	Oct. 15, 1994
	10	Sept. 27, 1986 - Sept. 12, 1987	vs. Sam Houston St. (W, 38-34)	Dec. 26, 1987
5.	8	Nov. 1, 1997 - Sept. 26, 1998	vs. Memphis (W, 35-14)	Oct. 3, 1998
	8	Sept. 13 - Sept. 22, 1975	vs. Tulsa (W, 42-30)	Nov. 29, 1975
	8	Oct. 11 - Oct. 27, 1947	vs. Texas A&I (W, 14-0)	Sept. 18, 1948
8.	7	Sept. 13 - Nov. 22, 1975	vs. Tulsa (W, 42-30)	Nov. 29, 1975
9.	6	Sept. 21 - Oct. 26, 1963	vs. Detroit (W, 55-18)	Nov. 2, 1963
10.	5	Oct. 3 - Oct. 31, 1987	vs. Texas (W, 60-40)	Nov. 7, 1987

### LONGEST SCORING STREAKS

Rk.	No.	Dates	Record
1.	199	9/30/00 - present	112-87
2.	89	9/24/65 - 10/27/73	63-22-4
3.	79	9/26/87 - 9/10/94	41-36-2
4.	61	10/29/77 - 10/30/82	40-19-2
5.	47	11/20/82 - 11/29/86	18-29
6.	33	11/26/94 - 11/8/97	12-21
7.	26	11/22/97 - 9/16/00	11-15
8.	23	10/17/75 - 10/15/77	14-9
9.	21	11/25/48 - 12/2/50	10-10-1
10.	20	11/3/73 - 9/27/73	14-5-1

2016 SEASON

COACHING STAFF

THE COUGARS

SEASON REVIEW

HISTORY & RECORDS





## ATTENDANCE RECORDS

2016 SEASON

COACHING STAFF

THE COUGARS

SEASON REVIEW

HISTORY & RECORDS

### TOTAL HOME ATTENDANCE

*does not include bowl games*

1.	287,530	7	1966	Astrodome
2.	274,044	6	1967	Astrodome
3.	271,836	8	2015	TDECU Stadium
4.	227,084	6	1979	Astrodome
5.	222,439	5	1977	4 Astrodome, 1 Rice
6.	222,114	7	2011	Robertson Stadium
7.	214,744	6	1970	Astrodome
8.	210,106	6	1965	Astrodome
9.	199,380	6	1980	Astrodome
10.	198,177	7	2014	TDECU Stadium
11.	196,665	6	1981	Astrodome
12.	196,266	5	1978	Astrodome
13.	190,729	7	2012	Robertson Stadium
14.	190,366	6	2010	Robertson Stadium
15.	182,200	6	1952	Rice Stadium
16.	181,651	5	1969	Astrodome
17.	181,614	6	1982	Astrodome
18.	179,803	5	1976	3 Astrodome, 2 Rice
19.	176,090	6	1971	Astrodome
20.	175,277	8	2006	Robertson Stadium
21.	174,695	5	1968	Astrodome
22.	168,009	5	1956	Rice Stadium
23.	163,958	6	1984	Astrodome
24.	162,567	6	1973	Astrodome
25.	159,356	6	1990	Astrodome
26.	151,450	6	2009	Robertson Stadium
27.	150,631	5	1958	Rice Stadium
28.	150,468	5	1991	Astrodome
29.	145,537	6	2013	4 Reliant, 2 BBVA Compass
30.	144,352	5	1983	Astrodome
31.	142,246	5	1989	Astrodome
32.	139,656	6	1988	Astrodome
33.	130,844	6	2003	Robertson Stadium
34.	131,094	6	1975	Astrodome
35.	125,730	6	2007	Robertson Stadium
36.	123,000	5	1962	Rice Stadium
37.	120,000	6	1955	Rice Stadium
38.	118,171	5	1985	Astrodome
39.	118,000	5	1960	Rice Stadium
40.	116,744	6	2001	Robertson Stadium
41.	116,823	5	1972	Astrodome
42.	116,310	5	1987	Astrodome
43.	112,900	5	1954	Rice Stadium
44.	111,830	5	1992	4 Astrodome, 1 Rice
45.	109,000	6	1964	5 Rice, 1 Robertson
46.	107,592	5	2008	Robertson Stadium
47.	106,540	5	1994	Astrodome
48.	106,000	5	1959	Rice Stadium
49.	105,834	5	2004	4 Robertson, 1 Reliant
50.	105,306	6	1996	4 Astrodome, 2 Robertson
51.	100,014	5	1999	Robertson Stadium
52.	100,000	3	1957	Rice Stadium

### AVERAGE HOME ATTENDANCE

*does not include bowl games*

1.	45,674	6	1967	Astrodome
2.	44,488	5	1977	4 Astrodome, 1 Rice
3.	41,076	7	1966	Astrodome
4.	39,254	5	1978	Astrodome
5.	37,848	6	1979	Astrodome
6.	36,331	5	1969	Astrodome
7.	35,961	5	1976	3 Astrodome, 2 Rice
8.	35,796	5	1970	Astrodome
9.	35,018	6	1965	Astrodome
10.	34,949	5	1968	Astrodome
11.	33,980	8	2015	TDECU
12.	33,602	5	1956	Rice Stadium
13.	33,334	3	1957	Rice Stadium
14.	33,230	6	1980	Astrodome
15.	32,778	6	1981	Astrodome
16.	31,731	6	2011	Robertson Stadium
17.	31,728	6	2010	Robertson Stadium
18.	30,367	6	1952	Rice Stadium
19.	30,269	6	1982	Astrodome
20.	30,127	5	1958	Rice Stadium
21.	30,094	5	1991	Astrodome
22.	29,343	6	1971	Astrodome
23.	28,870	5	1983	Astrodome
24.	28,450	5	1989	Astrodome
25.	28,311	7	2014	TDECU Stadium
26.	27,327	6	1984	Astrodome
27.	27,247	7	2012	Robertson Stadium
28.	27,095	6	1973	Astrodome
29.	26,589	6	1990	Astrodome
30.	25,242	6	2009	Robertson Stadium
31.	24,600	5	1962	Rice Stadium
32.	24,375	5	1951	Rice Stadium
33.	24,256	6	2013	4 Reliant, 2 BBVA Compass
34.	23,634	5	1985	Astrodome
35.	23,600	5	1960	Rice Stadium
36.	23,276	6	1988	Astrodome
37.	23,265	5	1972	Astrodome
38.	23,262	5	1987	Astrodome
39.	22,580	5	1954	Rice Stadium
40.	22,366	5	1992	4 Astrodome, 1 Rice
41.	21,518	5	2008	Robertson Stadium
42.	21,910	8	2006	Robertson Stadium
43.	21,849	6	1975	Astrodome
44.	21,807	6	2003	Robertson Stadium
45.	21,595	4	1974	Astrodome
46.	21,308	5	1994	Astrodome
47.	21,200	5	1959	Rice Stadium
48.	21,167	5	2004	4 Robertson, 1 Reliant
49.	20,955	6	2007	Robertson Stadium
50.	20,003	5	1999	Robertson Stadium
51.	20,000	4	1963	Rice Stadium
52.	20,000	6	1955	Rice Stadium

### TOP-25 ALL-TIME HOME CROWDS

*includes games played at Rice Stadium, Astrodome*

<b>and Robertson Stadium</b>			
1.	72,124	vs. Texas, 11/5/77	Rice
2.	70,001	vs. Texas A&M, 9/25/76	Rice
3.	67,009	vs. Texas A&M, 10/13/56	Rice
4.	65,131	vs. Texas A&M, 9/27/58	Rice
5.	56,000	vs. Mississippi State, 9/29/56	Rice
6.	55,155	vs. Texas, 11/10/79	Astrodome
7.	55,000	vs. Baylor, 9/22/51	Rice
8.	54,000	vs. Texas A&M, 9/20/52	Rice
9.	53,356	vs. Georgia, 11/4/68	Astrodome
10.	52,589	vs. Texas, 11/7/81	Astrodome
11.	52,483	vs. N.C. State, 10/7/67	Astrodome
12.	52,156	vs. Texas A&M, 10/14/78	Astrodome
13.	52,000	vs. Miami (Fla.), 9/21/57	Rice
14.	51,000	vs. Texas A&M, 9/29/62	Rice
15.	50,913	vs. Arkansas, 10/28/78	Astrodome
16.	48,049	vs. Mississippi, 10/25/69	Astrodome
17.	47,911	vs. Texas, 11/9/91	Astrodome
18.	47,870	vs. Mississippi State, 10/15/66	Astrodome
19.	47,192	vs. Arkansas, 10/23/76	Rice
20.	47,103	vs. Texas, 11/5/83	Astrodome
21.	46,869	vs. Alabama, 10/24/70	Astrodome
22.	46,525	vs. Texas A&M, 10/11/80	Astrodome
23.	46,302	vs. Texas A&M, 10/9/82	Astrodome
24.	46,050	vs. Memphis, 11/11/67	Astrodome
25.	45,586	vs. Texas, 11/11/89	Astrodome

### TOP TDECU STADIUM CROWDS

1.	42,159	vs. Memphis	11/14/15
2.	40,755	vs. UTSA	8/29/14
3.	40,562	vs. Navy	11/27/15
<b>American Championship Game</b>			
4.	35,721	vs. Temple	12/5/15
5.	35,257	vs. Texas State	9/26/15
6.	32,889	vs. Cincinnati	11/7/15
7.	32,205	vs. Tulane	11/8/14
8.	30,081	vs. Grambling State	9/6/14
9.	30,479	vs. Tennessee Tech	9/5/15
10.	29,565	vs. Vanderbilt	10/31/15
11.	26,685	vs. UCF	10/2/14
12.	25,204	vs. SMU	10/8/15
13.	23,572	vs. Tulsa	11/22/14
14.	23,048	vs. UNLV	9/20/14
15.	21,471	vs. Temple	10/17/14

### TOP ROBERTSON STADIUM CROWDS

*(primary stadium from 1995-2012)*

1.	32,413	vs. Southern Miss	12/3/11
2.	32,207	vs. Texas State	9/1/12
	32,207	vs. SMU	11/19/11
4.	32,119	vs. UTEP	9/10/10
	32,119	vs. Texas State	9/4/10
6.	32,114	vs. Texas Tech	9/26/09
	32,112	vs. Rice	10/27/11
8.	32,107	vs. Marshall	10/22/11
9.	32,067	vs. Mississippi State	10/9/10
10.	32,009	vs. Tulane	9/25/10
11.	32,008	vs. UCF	11/5/10
12.	32,005	vs. Georgia State	9/24/11
13.	31,818	vs. Southern Miss	12/1/06
14.	31,784	vs. Texas	9/22/01
	31,784	vs. Rice	9/4/99
16.	31,144	vs. UCLA	9/3/11
17.	30,126	vs. East Carolina	10/8/11
18.	30,046	vs. Tulsa	11/13/10
19.	29,142	vs. Louisiana Tech	9/8/12
20.	28,260	vs. Oklahoma State	9/23/06



## ATTENDANCE RECORDS

### TOP HOUSTON ASTRODOME CROWDS

*primary stadium from 1965-96*

1.	55,155	vs. Texas	11/10/79
2.	53,356	vs. Georgia	11/4/68
3.	52,589	vs. Texas	11/7/81
4.	52,483	vs. NC State	10/7/67
5.	52,156	vs. Texas A&M	10/14/78
6.	50,913	vs. Arkansas	10/28/78
7.	48,049	vs. Mississippi	10/25/69
8.	47,911	vs. Texas	11/9/91
9.	47,870	vs. Mississippi State	10/15/66
10.	47,103	vs. Texas	11/5/83
11.	46,869	vs. Alabama	10/24/70
12.	46,525	vs. Texas A&M	10/11/80
13.	46,302	vs. Texas A&M	10/9/82
14.	46,050	vs. Memphis	11/11/67
15.	45,586	vs. Texas	11/11/89
16.	45,141	vs. Texas A&M	10/13/90
17.	43,989	vs. Texas Tech	11/19/77
18.	43,917	vs. Rice	9/15/73
19.	43,743	vs. Oklahoma State	10/1/66
20.	43,409	vs. SMU	10/20/79
21.	42,361	vs. Texas A&M	10/8/88
22.	42,061	vs. Tulsa	11/5/66
23.	41,889	vs. Oklahoma State	10/12/68
24.	41,769	vs. Wake Forest	9/29/67
25.	41,371	vs. Baylor	10/6/79

### TOP CROWDS AT RICE STADIUM

*primary stadium from 1951-64*

1.	72,124	vs. Texas	11/5/77
2.	70,001	vs. Texas A&M	9/25/76
3.	67,009	vs. Texas A&M	10/13/56
4.	65,131	vs. Texas A&M	9/27/58
5.	56,000	vs. Mississippi State	9/29/56
6.	55,000	vs. Baylor	9/22/51
7.	54,000	vs. Texas A&M	9/20/52
8.	52,000	vs. Miami (Fla.)	9/21/57
9.	51,000	vs. Texas A&M	9/29/62
10.	47,192	vs. Arkansas	10/23/76
11.	45,000	vs. Mississippi	9/19/59
12.	44,000	vs. Mississippi	9/17/60
13.	42,000	vs. Texas A&M	10/8/60
	42,000	vs. Texas A&M	10/9/54
15.	34,000	vs. Mississippi	11/8/52
16.	33,000	vs. Baylor	11/15/52
17.	32,000	vs. Baylor	9/22/62
18.	31,000	vs. Tulsa	10/11/52
19.	30,000	vs. Auburn	9/21/63
	30,000	vs. Mississippi	10/5/63
21.	28,000	vs. Auburn	10/26/57
	28,000	vs. Texas Tech	10/22/55
23.	27,000	vs. Mississippi State	9/30/61
	27,000	vs. Alabama	9/26/59
	27,000	vs. Oklahoma State	10/18/58
	27,000	vs. Oklahoma State	10/15/55

### TOP ROAD CROWDS

1.	109,580	at Michigan	9/6/03
2.	106,417	at Tennessee	9/26/98
3.	104,968	at Michigan	9/26/92
4.	104,196	at Michigan	9/25/93
5.	92,138	at Alabama	10/6/07
6.	91,740	at Ohio State	9/24/94
7.	86,520	at Georgia	12/1/01
8.	84,672	at Florida	9/2/95
9.	84,280	at Oklahoma	11/11/03
10.	83,053	at Texas	11/11/78
11.	82,936	at Texas	9/21/02
12.	82,469	at LSU	9/9/00
13.	82,457	at Texas	11/10/90
14.	81,592	at Texas	9/23/00
15.	81,591	at Alabama	8/30/97
16.	80,348	at Texas	11/10/84
17.	80,303	at LSU	9/7/96
18.	80,110	at Alabama	9/11/99
19.	79,154	at Texas	11/8/80
20.	77,809	at Texas	11/6/76
21.	76,671	at LSU	11/13/99
22.	76,657	at Texas	11/6/82
23.	75,833	at Michigan State	9/23/67
24.	71,842	at Miami	11/12/91
25.	69,600	at Texas	11/5/88

### HOME OPENER CROWDS

*TDECU Stadium (2014 -)*

Sept. 5, 2015	30,479	Tennessee Tech
Aug. 29, 2014	40,755	UTSA

*Reliant Stadium/BBVA Compass (2013)*

Aug. 30, 2013	26,205	Southern
---------------	--------	----------

*Robertson Stadium (1995-2012)*

Sept. 1, 2012	32,207	Texas State
Sept. 3, 2011	31,144	UCLA
Sept. 4, 2010	32,119	Texas State
Sept. 5, 2009	22,043	Northwestern State
Aug. 30, 2008	26,555	Southern
Sept. 22, 2007	22,468	Colorado State
Sept. 9, 2006	16,506	Tulane
Sept. 1, 2005	19,981*	Oregon
Sept. 18, 2004	18,687	Army
Aug. 30, 2003	25,355	Rice
Sept. 7, 2002	16,307	Tulane
Sept. 1, 2001	23,985	Rice
Sept. 16, 2000	25,112	Army
Sept. 4, 1999	31,784	Rice
Sept. 12, 1998	17,540	Minnesota
Sept. 6, 1997	37,652**	California
Aug. 31, 1996	14,110	Sam Houston State
Sept. 9, 1995	20,520	Louisiana Tech

\* Opened season at Reliant Stadium

\*\* Opened season at Houston Astrodome

### TOP NEUTRAL CROWDS

1.	72,032	Nebraska	Cotton Bowl	Dallas	1/1/80*
2.	72,000	Notre Dame	Cotton Bowl	Dallas	1/1/79*
3.	71,007	Florida State	Chick-fil-A Peach Bowl	Atlanta	12/31/15*
4.	70,000	SMU	Mirage Bowl	Tokyo	11/26/83
5.	67,381	Boston College	Cotton Bowl	Dallas	1/1/85*
6.	62,097	TCU	Reliant Stadium	Houston	12/28/07*
7.	58,500	Maryland	Cotton Bowl	Dallas	1/1/77*
8.	56,103	South Carolina	Liberty Bowl	Memphis, Tenn.	12/29/06*
9.	55,203	Auburn	Astrodome	Houston	12/31/69*
10.	54,720	Colorado	Astrodome	Houston	12/31/71*
11.	54,618	Arkansas	War Memorial	Little Rock, Ark.	10/24/81
12.	53,924	Arkansas	War Memorial	Little Rock, Ark.	10/22/77
13.	53,860	Arkansas	War Memorial	Little Rock, Ark.	10/26/85
14.	50,000	Arizona State	Mirage Bowl	Tokyo	12/1/90
15.	46,817	Penn State	Cotton Bowl	Dallas	1/1/12*
16.	44,358	Tulane	Houston Astrodome	Houston	12/29/73*
17.	42,717	Vanderbilt	Legion Field	Birmingham, Ala.	1/4/14*
18.	41,414	Air Force	Gerald J. Ford	Fort Worth, Texas	12/31/09*
19.	41,127	Air Force	Gerald J. Ford	Fort Worth, Texas	12/31/08*
20.	41,117	Navy	Giants Stadium	East Rutherford, N.J.	12/14/80*

\* - bowl game

2016 SEASON

COACHING STAFF

THE COUGARS

SEASON REVIEW

HISTORY & RECORDS



## JERSEY NUMBERS

2016 SEASON

COACHING STAFF

THE COUGARS

SEASON REVIEW

HISTORY & RECORDS

Player	Years Lettered
<b>0</b>	
Bubba Broussard	1972
<b>1</b>	
Glenn Graef	1969
Bubba McGallion	1974-76
Randy Thornton	1984-87
Tracy Good	1989-92
Donald Douglas	1993
Julian Pitre	1994
James Reddish	1995
Joffrey Reynolds	1999-02
Delenell Reid	2002
Wade Koehl	2004-06
Jeron Harvey	2005-07
James Francis	2007
Quinte Williams	2008
A.J. Dugat	2009
Darian Lazard	2010-12
<b>Greg Ward Jr.</b>	<b>2013 –</b>
<b>Garrett Davis</b>	<b>2015 –</b>
<b>2</b>	
Willie Roberts	1969
Bubba Broussard	1973-74
Don Bass	1975
Anthony Francis	1976-77
Albert Windom	1980
Mike Clendenen	1981-84
Kimble Anders	1987-89
Daniel Adams	1991-94
Robbie Wheeler	1995-97
Hamin Milligan	2000
Tommie Baldwin	2001
Harrison Arceneaux	2003
Donnie Avery	2004-07
Justin Laird	2005-06
B.K. Johnson	2009
D.J. Hayden	2011-12
Kent London	2013
Donald Gage	2013-14
<b>Khalil Williams</b>	<b>2014 –</b>
<b>3</b>	
D.C. Nobles	1972-73
Robert Lavergne	1974-76
James Durham	1981-82
Gerald Landry	1983-86
David Dacus	1987
Mike Adams	1988
Carlos Leon	1989
Derrick Reeves	1989
Jamie Mouton	1989-90, 1992
K.O. Graves	1991
Gerome Williams	1994-95
Kendall Williams	1998-00
KeyKowa Bell	2002
Chad McCullar	2003
Brendan Pahulu	2004-07
Roshawn Pope	2006
Justin Johnson	2008-11
Deontay Greenberry	2012-14
William Jackson, III	2013-15
<b>Kyle Postma</b>	<b>2015 –</b>
<b>4</b>	
Robert Ford	1970-72
Danny Davis	1976-78
Earl Allen	1984-85
Johnny Norwood	1986-88

Verlond Brown	1990-91
Keith Jack	1992-93
Ignacio Saucedo	1995-96
Kenny Hill	1998-99
Ethan Ross	2001
Cody Thibodeaux	2002
RoShawn Pope	2002, 2005
Kevin Kolb	2004-06
Rodney Rideau	2006-07
Ronnie Williams	2010-12
Daniel Spencer	2013-14
Tyler White	2015
<b>5</b>	
Art Briles	1976
Erick Brown	1979
Butch LaCroix	1980-82
Mark Davis	1986
Brian Williams	1989-90
Darren Woods	1991
Trace Craft	1992
Thomas McGaughey	1993-95
Jason DeGroot	1996-97
Hanik Milligan	2001
Kelly Robertson	2001
Jermain Woodard	2003
Kendal Briles	2004-05
Brennan Gleason	2006
Ernest Miller	2005-08
Charles Sims	2009, 2011-12
Turon Walker	2013-14
John O’Korn	2013-14
<b>6</b>	
Frank Scalise	1973-75
Emmett King	1976-78
Reggie Vonner	1980-82
Robert Jones	1983, 1985-87
Tyrone Jones	1989
Tommy Evans	1992
Rayford Ross	1992
Charles West	1994-96
Vaughn Inniss	1997-98
Junior Ioane	1999
Bachie McGruder	2000-01
Lance Everson	2002
Anthony Evans	2002-05
Marcus Ross	2004
Kellan Yancy	2005-07
Andre Kohn	2007-08
William Moore	2011-12
Larry McDuffey	2013
Latrell Martin	2015
<b>Howard Wilson</b>	<b>2014 –</b>
<b>7</b>	
Pat Orchin	1970-71
Chuck Fairbanks	1974
Rickey Maddox	1976-77
Terry Elston	1979-80
Quince Harris	1983
David Klinger	1989-91
Clay Helton	1993-94
Joseph Butler	1995
Ketric Sanford	1996-99
Heard Robinson	2000-01
Dustin Bell	2002-04
Shang Moore	2003
Chris Pilot	2005-08
Case Keenum	2007-11

<b>8</b>	
Howard Ebow	1971-73
Guy Brown	1974-76
Brent Chinn	1980
Troy Bolton	1985
Kenny Perry	1988-91
Jason Stoft	1993-94
Glenn Odell	1998
Brandon Middleton	2001-03
Stanford Routt	2001-04
Ryan Gilbert	2004-05
Quinte Williams	2005-07
Chris Gilbert	2006-07
Sammy Brown	2010-11
David Piland	2010, 2012-13
<b>Emeke Egbule</b>	<b>2015 –</b>
<b>Hunter McCoy</b>	<b>2015 –</b>
<b>9</b>	
Terry Peel	1972
John Ilaoa	1974
Delrick Brown	1977-79
David Roberson	1981-83
Steve Spillman	1987-88
Jay McGuire	1994-97
Theoran Walker	1998
William Fields	1999
Barrick Nealy	2002
Leonard Gibson	2004
Perry McDaniel	2005-07
Joseph Gonzales	2006-07
Demetrius Woods	2009
Dewayne Peace	2011-12
<b>Matthew Adams</b>	<b>2014 –</b>
<b>10</b>	
Sammy Blount	1955-57
Pat Studstill	1958
Larry Lindsey	1960-61
Tim Wright	1963-65
Ken Bailey	1967-69
David Husmann	1974-75
Gerald Cook	1977-79
Audrey McMillian	1982-84
Johnny Jackson	1986-88
Verlond Brown	1989
Avery Moore	1990
Ron Peters	1991-94
Paul Gipson, Jr.	1992
Theoran Walker	1997
Wayne Rogers	1998-2000
Ronnie Braxton	2001-02
Kevin Kolb	2003
Willie Gaston	2003-06
L.J. Castile	2007-09
Terrance Broadway	2010
Zach McMillian	2010-13
Demarcus Ayers	2013-15
<b>11</b>	
Jimmy Dickey	1954-55
Don Sessions	1959-61
Dick Woodall	1965-67
Gary Mullins	1969-71
Mark Hoffmann	1979
Audrey McMillian	1980
Robert Myers	1983, 1985
Andre Ware	1987-89
<b>12</b>	
Frank Paul	1954, 1956
Billy Ray Dickey	1957-58

David Bradshaw	1960
Byron Beaver	1961-62
Preasley Cooper	1963-64
Rusty Clark	1968-69
Kenny Pridgeon	1974-75
Kenny Hatfield	1976-79
Lionel Wilson	1981-83
Reggie Rhodes	1987
Kevin Samson	1990
Donald Douglas	1991-92
Chuck Clements	1993-96
Blade Bassler	2002-05
Harry Simon	2006-07
Tim Mercer	2008-09
Cotton Turner	2010-11
Chevy Bennett	2011-12
Adam Schulz	2014-15
<b>D’Juan Hines</b>	<b>2014 –</b>
<b>13</b>	
Marshall Johnson	1972-74
Reid Hansen	1976-77
Kenneth Peters	1982-83
David Martel	1986-87
David Dacus	1988
Stanley Holmes	1990-91
Tim McCauley	1990-91
Thery George	1993
Jason DeGroot	1995
Brian Thiebaud	1998-00
Choni Francis	2000
Brian Robinson	2001-02
Farouk Adelekan	2002-03
Vincent Marshall	2003
John McGilvray	2005
Rodney Rideau	2005
Crawford Jones	2010-12
Thomas Bates	2010-13
<b>Joel Williams</b>	<b>2015 –</b>
<b>14</b>	
Lonnie Holland	1958-59
Billy Roland	1961-62
Morris Wilson	1963
Mike Barbour	1965-66
Joel DeSpain	1970
Mark Jermstad	1979
Dwayne LeBlanc	1985-86
Roman Anderson	1988-91
Michael Newhouse	1990
Chris Maraviglia	1992
Delmonico Montgomery	1993-94, 1996
Damien Montgomery	1998-00
Torrence Botts	2001-02
Ricky Wilson	2003, 2005
Justin Laird	2004
Ben Bell	2005-06, 2008
Tim Mercer	2007
Aaron Johnson	2010, 2012-13
<b>Isaiah Johnson</b>	<b>2015 –</b>
<b>15</b>	
Don McDonald	1957-59
Jack Skog	1962-64
Lionel Phea	1979-81
Albert Windom	1980
Johnny Robertson	1988-89
Hugo Escamilia	1991
Jimmy Klingler	1991-93
Tyson Helton	1996-99
Bubba Teague	2000
Alvin Lee	2001

Courtney Sterling	2004-05
Blake Joseph	2006-08
Broderic Bean	2007
Richie Leone	2010-13
<b>Linell Bonner</b>	<b>2015 –</b>
<b>16</b>	
Gerald Ripkowski	1959
Bo Burris	1964-66
Richard Harrington	1968-70
Marty Watts	1972-74
Alonzo Giles	1975
Earl Chumchal	1978-79
John Stankus	1986-88
Fred Gilbert	1991-92
Dedric Mathis	1994-95
Jason McKinley	1997-00
Nick Eddy	2001-02
Courtney Brooks	2003-04
Jordan Brown	2005-07
Jordan Mannisto	2008-11
Adrian McDonald	2012-15
<b>17</b>	
Gus Hollomon	1965-67
Joe Rust	1974-75
Bernard Giddings	1984-85
Ed Powers	1987
Nelson Howard	1989
Jerry Parks	1990-91
Gerome Williams	1993
Trace Craft	1994
Tobian Johnson	1995-96
Bachie McGruder	1997
Greg Holte	1998, 2000-02
Vincent Marshall	2004-06
James Francis	2006
Teric Williams	2007
Austin Elrod	2010-12
Chris Cermin	2011-12
<b>Chauntez Jackson</b>	<b>2013 –</b>
<b>18</b>	
Don Flynn	1954-56
Allen Sumerford	1968-69
Jeff Bouche	1971-73
David Barrett	1978-80
Brian Williams	1987-88
Zach Chatman	1989-91
Chrales West	1993
Damion Johnson	1994-96
Orlando Iglesias	1997-99, 2001
Harrison Arceneaux	2002
Will Gulley	2002-04, 2006
Matt Stanley	2003
Wesley Scourten	2007-08, 2010
Mark Roberts	2011-12
Lee Hightower	2014-15
<b>19</b>	
Del Stanley	1971-72
Joe Rust	1973
Jay Wyatt	1976-78
Brent Chinn	1980
Simon Flether	1982-84
Simon Rodriguez	1986-89
Chandler Evans	1991
Donald Moffett	1992-93
Chad O’Shea	1994-95
Micah Malone	1996-99
Jeremy McCardell	2000-02
J.J. Wyatt	2001-04





## JERSEY NUMBERS

Tristen Robertson	2004-05
Anthony Reasno	2007
James Cleveland	2009-10
Shane Ros	2010-12
Derek McLemore	2014

### 20

Pat Studstill	1959
Joe Lopasky	1962-64
Jim Pat Berger	1965-67
Nick Holm	1970-71
Elvis Bradley	1976-79
Vernell Ramsey	1986
Jason Phillips	1987-88
Emmanuel Hazard	1989-90
Kenton Williams	1995
Devon Pender	1996, 1998
Alvin Lee	2000
Mialon Collins	2004
Rocky Schwartz	2005-07
Terrance Ganaway	2007
Devin Mays	2009-10
Colton Valencia	2011-12
<b>Roman Brown</b>	<b>2015 -</b>
<b>Kalii Kokuma</b>	<b>2015 -</b>

### 21

Harold Lewis	1956-58
Lynn Hoffman	1961
Billy Smith	1962-64
Steve Smith	1970
Donnie McGraw	1973-75
Eric Herring	1977-80
Greg Purcell	1983-85
Cornelius Price	1988-89
Sherman Smith	1990-93
Gerome Williams	1992
Scott Regimbald	1996-99
Leif Penn	2000-01
Levi Gaston	2002
Harold Taylor	2004-05
Brandon Brinkley	2006-09
Jacky Candy	2010
Eric Eiland	2012-14
Markeith Ambles	2014
<b>Chance Allen</b>	<b>2015 -</b>
<b>Ralph Harvey, Jr.</b>	<b>2015 -</b>

### 22

Joe Bob Smith	1954-56
Claude King	1957-59
Gene Ritch	1960-62
Mike Spratt	1963-65
Don Bean	1966-67
Clarence Shelmon	1973-74
Randy Love	1976-78
James Dixon	1987-88
Marcus Grant	1990
John H. Brown	1991-94
Aaron Bluiitt	1994-96
Emile White	1997-00
Victor Malone	2001-02
Anthony Alridge	2005-07
T.J. Lawrence	2005-07
Loyce Means	2008-10
Ryan Jackson	2012-15

### 23

Robert Sanders	1959
Bill Van Osdel	1961
Ken Hebert	1965-67
Elmo Wright	1968-70

Bryan Willingham	1972-74
Harold Fields	1977-78
C.D. Byndom	1982-83
Everett Brown	1985-88
Stephen Harris	1991-92
Charles Spencer	1993-94
Antowain Smith	1995-96
Kendall Williams	1997
Mike Green	1998-99
Jesse Sowells	2001-02
Carl Francis	2003-04
Carson Blackmon	2007-09
Trevon Stewart	2012-15

### 24

Donn Hargrove	1954-55
Don Mullins	1958
Ken Bolin	1959-61
Paul Reinhardt	1962
Dick Spratt	1964-66
Robert Giblin	1972-74
Fred Snell	1977-78
Dinky Edwards	1979
Albert Pope	1983-84
Derrick Hoskins	1986-87
Jason McDonald	1992
Stedmon Forman	1995-98
Jason Parker	1999-01
Courtney Sterling	2003
Roshawn Pope	2003
Bobby Tillman	2003
Tim Monroe	2006-09
Dasmond Payne	2007
Kent Brooks	2010-13
<b>Jeremy Winchester</b>	<b>2015 -</b>

### 25

Donald Bloom	1954
George Hamilton	1965
Mike Simpson	1966-68
Don Sebastian	1976
Tommy Ebner	1978-79
DeWayne Calloway	1981-83
Chip Brownndyke	1985-87
Mecridric Calloway	1988-89
John W. Brown	1990-93
Kenneth Jones	1991-93
Tony Williams	1993
Freddie Fisher	1995
Frederick Conley	1998-99
Mike James	1998-99
Brennan Gleason	2005
DeMario Williams	2006
Bryce Beall	2008-11
Jeremy Smith	2009-10
Alex Tillman	2012-13
Javin Webb	2015

### 26

Ronnie Powledge	1963
Dick Post	1964-66
Burl Fuller	1971-72
Anthony Francis	1975
Kraig Thompson	1988-89
Daniel Johnson	1990-91
Lamar Smith	1992-93
Ryan Burton	1994-97
Reggie Medlock	2000-02
Roy Otis	2004-06
Chris Wilson	2009-10
<b>Brandon Wilson</b>	<b>2013 -</b>

### 27

Wade Phillips	1966-67
Carlos Lopez	1969-70
Reggie Cherry	1972-74
Kenzie Foley	1977
James Holmes	1982-83
Kevin Tuggle	1987-88
Brisket Howard	1991-92
Alfred Young	1993-94
Jerrian James	1998
Frederick Conley	2000
Roland Cola	2002-03
Jackie Battle	2003-06
Stephen James	2008
Daniel Spencer	2011-12
Desmond DeBose	2015

### 28

Jim Strong	1968-69
Tommy Kaiser	1972-73
John Newhouse	1978-80
Lonnie Stokes	1981-82, 1984
Chuck Weatherspoon	1987-90
Marcus Smith	1997-98, 2000
Chad Davis	2001-02
Josh Hairston	2004
Kenneth Fontenette	2005-08
Jeffery Lewis	2009-12
Tyler White	2014

### 29

Calvin Achey	1967-69
Kenzie Foley	1978
Larry Shepherd	1982-85
Franky Thomas	1987
Alton Montgomery	1988-89
Lorenzo Dickson	1991-92
Ed Sai	1995-96
Tommie Baldwin	1998-00
Jermain Woodard	2001-02
Perry McDaniel	2004
Randall Antoine	2007
Michael Hayes	2010-11

### 30

Owen Mulholland	1955-56
Hilmer Potcinske	1958-59
Frank Brewer	1962-63
Dennis Collins	1964
Puddin Jones	1971-72
Charles Lynch	1975-77
James Durham	1980
James Brown	1982
Orsby Crenshaw	1983, 1985-86
Chris Lewis	1988
Tyrone Davis	1990-92
Tommy Guy	1991-93
Bobby Rodriguez	1993-95
Michael Kinslow	1996-97
Clint deGroot	1998-01
Ryan Traweek	2005
Matt Nicholson	2006-08, 2010
Earl Foster	2012-15

### 31

Kennie Stegall	1954
Rocky Hernandez	1962
Phillip Jones	1968-69
Randy Peacock	1970-72
Dyral Thomas	1975-77

TiAndre Sanders	1990-93
Damon Terrell	2000
Bart Zavaletta	2002
Gerard Daniels	2004
Kenneth Atkins	2007
Kris Johnston	2009-11
Hayden Daniels	2014
Logan Piper	2014-15

### 32

Donnie Caraway	1955-56
Charlie Rieves	1959-60
Robbie Williams	1967
Ted Heiskell	1969-70
Alois Blackwell	1975-77
Allen Polk	1979-81
Mat Pierson	1984-86
Ted Pardee	1989-90
Halley Spencer	1997
Mike Zajac	1998-00
Matt Schirmer	2001-04
Jamal Robinson	2007, 2009-10
Damian Payne	2011-13

### 33

Jim Baughman	1954
Curley Johnson	1954-56
Jim Kuehne	1960
Larry Broussard	1960-62
Larry Lantzy	1965
Mike Parrott	1969-70
Hal Roberts	1971-73
Kenneth Perry	1975-77
Eddie Wright	1979-81
Raymond Tate	1984-86
Tim Woods	1989-90
Lawrence McPherson	1993
Bryant Henderson	1995, 1997
William Pettis	1999
Ronnie Braxton	2000
Damian West	2002-03
Joseph Gonzales	2004-05
Shomari Williams	2007
Marcus Williams	2012

### 34

Mike Michon	1956-57
Richard Elliot	1960
Bobby Brezina	1961-62
Carlos Bell	1967-68
Joey Baker	1969
Todd Williamson	1973-74
Bobby Harrison	1977-79
Donald Jordan	1982-83
Ted Pardee	1988
Carlos Leon	1990-91
Jermaine Williams	1994-96
Sam Hairston	1997-00
Cody Lubojasky	2005-08
Randall Hollimon	2011-14

### 35

Jim Kuehne	1958
George Nordgren	1965-67
Larry Houston	1975
Lester Price	1975
Donnie Love	1978-81
Tim Britton	1986
Luis Zarate	1989
Preston Bailey	1989-90, 1992-93
Mike Jones	1994
William Fields	1996-98

Antoine Johnson	1999
Carl Francis	2002
Todd Cox	2004-05
Loyce Means	2007
Tyron Carrier	2008-11
Kenneth Farrow	2012-15

### 36

Mike Sanders	1963
DeWayne Bowden	1983-84
Glenn Montgomery	1985
John Gaston	1987-90
Larkay James	1992, 1994-95
Stewart Carpenter	1993
Eric Wilson	1997
Michael Huebner	2001
j.T. Rudd	2006
Gino Collins	2011
<b>Nomluis Fruge</b>	<b>2014 -</b>

### 37

Johnny Peacock	1966-68
Albert Newhouse	1978
Buddy Coleman	1988-89
Stanley Holmes	1992-93
Thomathan Good	1994-97
Jonathan Robinson	1998
Chris Robertson	2001-02
Rocky Schwartz	2004
D.J. Jones	2010
Luke Stice	2012-14

### 38

Billy Polson	1954
Brett Bowers	1959
Calvin Eason	1980-82
Percy Hines	1986-87
Torin Polk	1991
Kevin Batiste	1991
Dustin Carr	1992
Cedric Hardeman	1996-98
Bobby Tillman	2001
Thomas Gafford	2001-04
Jake Ebner	2006-08
George Bamfo	2010-13
Dylan Seibert	2013-14

### 39

Charles Ford	1969-70
Mark Mohr	1974-76
Willie Adams	1977-78
Chris Ellison	1987-89
Keith Whitely	1991-92
Damon Harris	1996
Halley Spencer	1998
Jonathan Robinson	2000
Travis Griffith	2004
Justin Brewster	2006
Carson Blackmon	2006
Roisean Haynes	2008-10
Steven Alkens	2013-14
Kyle Bullard	2013-15

### 40

Tommie Bailes	1954
Ronnie Logan	1955
Earl Kaiser	1956-57
Dicky Mauldin	1958
Mike Carew	1960
Reggie Madison	1967
Earl Thomas	1968
Thomas Ward	1970-71

2016 SEASON

COACHING STAFF

THE COUGARS

SEASON REVIEW

HISTORY & RECORDS



## JERSEY NUMBERS

2016 SEASON

COACHING STAFF

THE COUGARS

SEASON REVIEW

HISTORY & RECORDS

Roger Mayes	1972-74
Grady Turner	1979-81
Michael Simmons	1985
Henry Lewis	1988-89
Glenn Cadrez	1990-91
Derrick Boxill	1995
Kairon Hill	1998-01
Tim Feathers	2000-02
Delithro Bell	2001-04
Brandon Richard	2007
C.J. Cavness	2007-09
Braxton Welford	2011-12
Sam Martin	2013

### 41

Jim Cravens	1954
Kennie Stegall	1955
Gene Ward	1956-57
Don Mullins	1959-60
Jerry Kruse	1961
Joe Rafter	1963-65
Mike Smith	1964
Mike Johnston	1967-69
Bill Hamrick	1971-72
Eddie Foster	1974-76
Kelly McDonald	1980-81
Paul Smith	1987-88
Chris Pezman	1991-92
Leif Penn	1998-99
Arthur Gissendanner	2000-01
Trent Allen	2005-07
Nick Saenz	2008-11
<b>Steven Taylor</b>	<b>2013 –</b>

### 42

Tommy Hall	1955
Eddie Mitchamore	1959-61
Wally Ludtke	1962-64
Warren McVea	1965-67
L.D. Rowden	1969-70
David Hodge	1975-76, 1978-79
Dwayne Love	1982-83
Sloan Hood	1984-86
Eric Blound	1989-92
Tywon Guy	1993
Jason Brown	1995-97
T.J. Light	1998-99
Corbin Mozisek	2001-03
Chris Mitchell	2006-07
Jessie Harrison	2007
Phillip Steward	2009-12
Terrell Douglas	2012
Adrian Bennett	2013

### 43

Curley Johnson	1954-56
Bobby Brezina	1960
Bill McMillan	1961-63
Paul Shires	1967-68
Ronny Peacock	1969-71
James Wilson	1978-79
Robert Durham	1981-82
Larry Ball	1987-88
Fred Lewis	1989
Lawrence McPherson	1992
Chris Jones	1994
Waymond Ervin	1998-99
Brandon Middleton	1999
Jonathan Robinson	1999
Jimmy McClary	2001-03
Tyrell Graham	2008-09
Brian Smelek	2009

Austin Wilson	2010-13
Justin Hicks	2013-14

### 44

Paul Sweeten	1957
Jim Kuehne	1959
Billy Richardson	1960
Lynn Hoffman	1961
Tom Paciorek	1965-67
Leonard Parker	1971-73
John Housman	1974-76
Mike Black	1978
Greg Harmon	1980-82
Gary McManus	1985-86
Robert McDade	1988-89
Ryan McCoy	1990-93
Mike Parker	1994-97
Hanik Milligan	2000
hamin Milligan	2001
Lance Everson	2003-05
Tyler Chambers	2009
Brannon Beasley	2011
Desmond Pulliam	2012
Elandon Roberts	2013-15

### 45

Jack Patterson	1954
Larry Negriff	1963
Phil Woodring	1966-68
Dallas Wiggins	1979, 1981-82
Israel Martin	1984-85
Tyler Mucho	1989-92
George Pratt	1994-95
Chad Shaw	1997
Jeremy Maxon	1998-99
Bryant Brown	2001, 2003-04
Britton Maxwell	2006, 2008
Tommy Skinner	2007
Lloyd Allen	2011-12
<b>Tyler McCloskey</b>	<b>2013 –</b>

### 46

Paul Gipson	1967-68
Robert Newhouse	1969-71
Milton Ward	1972
Steve Gillioz	1975
Anthony Young	1986
Lamar Lathon	1987-89
Tracy Gentry	1990-91
Demond James	1994
Wayne Rogers	1997
David Williams	1998-00
Waymond Ervin	2001
Jamie Green	2003
Keith Akina	2004
Matt Hogan	2009-12
David Mason	2012
Trevor Harris	2013-14

### 47

Tom Mozisek	1970-71
Kirk Russell	1989-90
Dedric Mathis	1992-93
Louis Hampton	1996-96
Mike Clark	1999-00
Dustin Bell	2001
Scott Lee	2005-06
John McIntyre	2008-09
Marcell Bates	2012
<b>Ty Cummings</b>	<b>2014 –</b>

### 48

Ray Mullins	1970
Alton Harvey	1978
Larry Curry	1980
Andy Sexton	1985, 1987-88
Kevin LaBay	1989-90
Michael Newhouse	1991-93
Keon Banks	1994-97
Jeff Patterson	2000
John Harrell	2003
Raymond Alake	2007
Marc Woods	2009
Brian Smelek	2009
Brannon Beasley	2012

### 49

Bob Brumley	1968-70
Deyrl McGallion	1971-73
Gary Drake	1974-76
Leo Truss	1980-81
Kevin Alexander	1983-85
Derrick Price	1987-88
Nigel Ventress	1991-92
Reggie Davis	1994-97
Brian Freeman	1998
Jason Parker	1998
Bachie McGruder	1999
James Fitch	2004-05
Derrick Mathews	2011-14

### 50

Danny Cranford	1958-59
Bill Leech	1960
Mike Bolin	1969-71
David Roland	1981
Robert Harper	1984-87
Jay Jenkins	1990
Brad Tincer	1994
Ahmad Charles	1995, 1997-99
Kyle Brown	2000
Wade Koehl	2003
John Harrell	2004
Efrem Oliphant	2010, 2012-14

### 51

Dick McKinney	1955-57
James Broussard	1963
Skippy Spruill	1966
Bill Bridges	1968-69
Chuck Brown	1976-78
Weedy Harris	1980-82
Gary McGuire	1985-87
Vaughn Washington	1996
Percy Forman	1998-99
Al James	2001-02
Shomari Williams	2006
Jon Witten	2012-14
<b>Rasheed Tynes</b>	<b>2015 –</b>

### 52

Burr Davis	1956-58
John Semian	1959-60
Red Wright	1961
David Childers	1964-65
Craig Robinson	1969-70
Glenn Riske	1971-73
Ross Echols	1975-76
Mike Black	1980
Paul Hearn Jr.	1986-88
Chris Pezman	1990
Ryan Mounds	1992
Wayne Wheeler	1994

Jason Hoelscher	2000
Jordan Shoemaker	2007
<b>Jerard Carter</b>	<b>2015 –</b>

### 53

Danny Birdwell	1960-61
Ron Yokubaitis	1962-63
Greg Brezina	1965-67
Benny Fry	1970
Robby Brezina	1985
Wade Barron	1991
Kacy Jones	1994
Justin Davis	2001-02
Phillip Hunt	2005-08
Nolan Frese	2013-15

### 54

Tom Dimmick	1954-55
Phil Muscarello	1956
Howard Evans	1957-59
Ken Chancellor	1961-62
Will Allen	1963
John Eaker	1965
Glen Lewis	1969-70
Vincent Greenwood	1975-77
Joe Keys	1978-80
Bryant Winn	1982-84
Jay Jenkins	1988
John Morris	1990-91
Truett Novosad	1996-98
Jake Ebner	2005
Nicholas Thurston	2009
Everett Daniels	2011-12
<b>Cameron Doubenmier</b>	<b>2015 –</b>

### 55

Billy McLroy	1954-56
Joe McDonald	1957-58
Bobby Reynolds	1962
Barry Sides	1964-66
Glenn Graef	1967-68
Leroy Fisher	1971
Bert Schupp	1972-74
Jim Pier	1976-77
Todd Schoppe	1983-85
Tim Britton	1987
Brad Whigham	1990
Kelvin McKnight	1990, 1993
Chad Shaw	1994-96
Jason Hoelscher	1998
Travis Griffith	2002
Ashley Subingsubing	2003-04
Byron Alfred	2005
Marcus McGraw	2008-11
<b>Davonte Thomas</b>	<b>2014 –</b>

### 56

Mike Ilaoa	1974
Randy Swisher	1979-80
Glenn Montgomery	1986-88
Linton Weatherspoon	1990-91
Eric Woloson	1994-05
Al James	2000
Cody Pree	2005-08
Tyrone Campbell	2009-10
Vincent Hall	2014
Damien Parris	2014-15

### 57

Johnny Jones	1964-65
Ron Herman	1968
Paul Humphreys	1974-76

Roosevelt Johnson	1975
Brian Wilkinson	1981-82
Stan Forney	1988-89
Terrance Mouton	1992
Anthony Woodberry	1995
Charlie Jordan	1996
Arthur Gissendanner	1998-99
Raul Williamson	1998-00
Lance Phillips	2000-01
Jeff Akeroyd	2004-07
Carl Barnett	2006-09
Matangi Tonga	2010

### 58

Bill Jones	1973
Mike Spradlin	1975-76
Mickey Thompson	1980
Corky Gore	1986, 1988
Charles Bowman	1989-90
Tony Nichols	2000
Quantaa Jackson	2001-02
Jasmine Martel	2007
Bryce Redman	2011-14

### 59

Frank Ditta	1969-71
Harold Evans	1972-74
Calvin Darnell	1977, 1979
Ronald Hall	1983-84
Tyrone Jones	1986-88
Kevin Bleier	1991-92
Jack Hansen	1994-95
Waymond Ervin	2000
Kenneth Atkins	2006
Sebastian Vollmer	2005, 2007-08
Kelvin King	2009-12

### 60

Rudy Spitzenberger	1955-56
Charlie Patterson	1958
Bill Howell	1961-63
Cliff Larson	1966-68
Kent Branstetter	1970-71
Gerald Hill	1972-74
Sonny Privett	1975, 1977-78
Bobby Grimes	1980-82
Jaryd Anderson	2007, 2009-10
Alex Cooper	2012-15

### 61

Jack Barnes	1954
Jim Martin	1955
John Semian	1958
Ed Bleier	1960
Charles Guerrant	1964-65
Buddy Stohler	1971-73
Grady Ebensberger	1976-78
Terry Moser	1986, 1988
Greg Whitty	1990-91, 1993
Mike Knepper	1996
Byron Alfred	2004

### 62

Coy Gammage	1955-56
Dick Kirtley	1959-61
Basil Freeman	1962-63
Pat Pryor	1967-68
Billy Kidd	1979, 1981-82
Frank Bryan	1986-89
Eric Harrison	1992-94
Ryan Hendrickson	1998-99
Donald Mayo	2001
Kade Lane	2002-05



## JERSEY NUMBERS

**63**

John Kelly	1962-63
Jim Arthur	1967-69
Ken Baugh	1972-73
Darrell Jackson	1983-85
Craig Veasey	1987-89
Stephen Dixon	1992-93
Steven Williams	1994-95
Kevin Forsch	2010-13
Ben Dew	2014-15

**64**

Ronnie Johnson	1961-62
Calvin Enderli	1963-64
Larry Perez	1966-67
Butch Brezina	1970-71
Larry Keller	1972-74
Dennis Greenawalt	1978-79
Craig McGallion	1980-82
Keith Jenkins	1986-88
Joe Wheeler	1993
Jeff Medford	1996-99
Josh Demarr	2000-01
Michael Bloesch	2005-08
Ty Cloud	2010-13

**65**

John Peters	1955-57
Jim Windham	1958-60
Demaree Jones	1961-63
Jerry Gardner	1966-68
Jack Faniel	1978-80
William Gant	1985-88
Greg Jones	1990
Jason Youngblood	1992
Nathan Woody	1998-00
Tate Stewart	2005-06
Carter Wall	2015

**66**

Wayne Shoemaker	1954-55
Dewey Wade	1958
Wilbert Patterson	1962-64
Wade Phillips	1968
Steve Cloud	1969-71
Ramon Rosales	1975-77
Robert Jones	1978-80
Del Montgomery	1987-88
Stephen Hinze	1990-91
Ben Fricke	1995-97
David Midyett	2000
Byron Alfred	2006
Austin Lunsford	2012-13

**67**

Verle Cray	1954
Ken Watson	1956
Bill Campbell	1958
Rich Stotter	1965-67
Mike Gisler	1989-91
Ronnie Price	1994-95
Darnerius Watson	2000-01
Jaron Barganier	2002-03
Sterling Doty	2004-06

**68**

Charles Caffrey	1957-58
Richard Elliot	1961-62
David Bourquin	1970-72
Val Belcher	1973-76
Jim Wells	1977, 1979
Daniel Greenawalt	1983

Byron Forsythe	1986-89
Brad Whigham	1991, 1993
Mike Smith	1994, 1998
Greg Brown	1997-99
Tyrone Green	2001-02
Brandon Evans	2003
Mark Kimmey	2005
Travis Cross	2014

**69**

Jim Blackstone	1954-55
Jim Joplin	1956
Johnny Branson	1959-61
Don Caballero	1964-65
Ron Herman	1969
Max Vater	1973-74
Jim Wells	1976
Tommy Alexander	1980
Greg Brown	1995
Charles Johnson	1996-97
Josh Tubbs	2000
James Hong	2003
Jerrod Butler	2006
Ralph Oragwu	2010-13
<b>Will Noble</b>	<b>2015 -</b>

**70**

Dewey Wade	1957
Jim Colvin	1958-59
James Brasher	1963
Dick George	1965
Bill Cloud	1966-68
Bobby Orr	1975-76
Leonard Mitchell	1977-80
Bo Linden	1981-82
Frank Alcazar	1985
Charles Bowman	1987
Darrell Clapp	1990-92
Drew Lowery	1998-99
David Douglas	2002-05
Isaiah Agson	2006-08
Chris Thompson	2008-11
<b>Mac Long</b>	<b>2014 -</b>

**71**

Gene Myers	1954
Buddy Terry	1955-56
Tom Pierce	1958-59
Bobby Reynolds	1963
Paul Otis	1964-66
Bob Kyle	1969-71
David Brooks	1973-74
W.C. Ranson	1981-82
Joey Banes	1986-89
Kenny Robbins	1991-93
Josh Lovelady	1997-00
Roy Swan	2002-05
Josh Bell	2007-08
Zach Johnson	2012-15

**72**

Lavell Isbell	1954-55
Tom Boyd	1956
Joe Bob Isbell	1960-61
Gus Brezina	1962-64
Bill Pickens	1966-67
Dale Dickey	1970
Charles McKinney	1974
Ricky Domingue	1975
Duane Losack	1982-83
Jack Meyer	1986
Jason Jessup	1989-90

Louis Hampton	1995
Jeremy Griffith	1998
Grover Thompson	2000
John McGilvray	2002-04
Gavin Stansbury	2014
Emeka Okafor	2013-14
<b>Mason Denley</b>	<b>2015 -</b>

**73**

Conrad Martin	1960
John Magee	1961-62
Mike Landry	1963
David Schneider	1968-69
Don McIntosh	1972-74
Theodis Williams	1975, 1978-79
Scott Marshall	1981-83
Mike Holley	1988-89
Steve Matejka	1990
Jeff Mathews	1995-96
Chris Redding	2001-02
Dustin Dickinson	2004-07
Jordan Shoemaker	2008-10
Blake Herman	2012
Colton Freeman	2015

**74**

Joe Raitano	1955-56
Murdoch Hooper	1959-61
Robert Taylor	1962
James Wheat	1963
Luke Stungis	1971-72
Michael Wharton	1982, 1984
Jayson Davis	1987-90
Truett Akin	1992-94
Wilbert Brown	1995-98
Chris Wheeler	1999-02
SirVincent Rogers	2004-06, 2008
Roy Watts	2009-10
Rowdy Harper	2011-14

**75**

Rod Carpenter	1954-55
Oliver Murray	1957
Gerald Deen	1960-62
Ray Dudley	1963-65
Jon Thornburg	1968-69
Lee Canalito	1973-74
Melvin Jones	1976-79
Ray Rogers	1982-84
Norman Adams	1988-89
Marcus Vidrine	1993
Leonta Rheams	1994-97
Lee Ingersoll	2000-01
Phil Hawkins	2002-04
Jarve Dean	2009
Taylor Jordan	2010
Josh McNeil	2011-13
<b>Marcus Oliver</b>	<b>2014 -</b>

**76**

Charlie Brown	1956-58
Jim Norris	1959-61
Ken Bergquist	1963
Chuck Odom	1968
Willis Williams	1976-77
Brian Teykl	1983-84
Jimmy Herndon	1992-95
Patterson Owens	1997-98
Rex Hadnot	2000-03
Jacoby Ashworth	2009-12
<b>Kameron Eloph</b>	<b>2015 -</b>

**77**

John Dearen	1954-55
Wiley Feagin	1958, 1960
Joe McDaniel	1970
Bill Lewis	1971
Everett Little	1973-75
Tommy Alexander	1980
Dale Hubert	1985
Clay Cain	1986
James Bevil	1989-91
Jeff Tait	1992
David Roberts	1993-96
Patrick Boatner	1998-01
Rufus Williams	2002
Matt Mattox	2003
Blake Sargent	2010

**78**

Dalva Allen	1954-56
Hogan Wharton	1957-58
Bill Brown	1959-61
Charlie Fowler	1964-66
Royce Berry	1968
Charlie Moore	1969-71
Phil Hahn	1972
Wilson Whitley	1973-76
Hosea Taylor	1977
Maceo Fifer	1980-82
Gary Heitmann	1984-85
Phillip Speight	1990
Jeff Tait	1991
Mark Gray	1994
Justin Stille	1996-99

**79**

Wayne Geddes	1954-55
Don Boudreaux	1956-57
Pete Nikirk	1961-62
David Cruthirds	1972
Kevin Rollwage	1975-77
Alvin Burns	1983
Leroy Truitt	1988-90
Joe Wheeler	1992
Billy Milner	1993-94
Marcus Spriggs	1995-96
Jabari Beauford	1998-01
Gerard Richard	2002-05
Matt Hart	2006-06
Isaiah Thompson	2010
DeAnthony Sims	2011-13
<b>Josh Thomas</b>	<b>2014 -</b>

**80**

Robert Turnbull	1954
Charles Mallia	1957
Buddy Hodges	1960-61
Don Petty	1963-64
Jerry Drones	1967-69
Sam Proctor	1978-79
Anthony Ketchum	1983-85
Jason Jessup	1987-88
Craig Hall	1992
Chris Herold	1994
Mike Derouselle	1996-99
Josh Carethers	2004-05
Rodney Hannah	2006
Chase Turner	2007-09
Demetrius Woods	2009
Donald Gage, III	2015

**81**

Gerald Reed	1954
Norman Giles	1956
Errol Linden	1959-60
Carl Cunningham	1964-66
Mark Bugaj	1968
Fred Snell	1976
Willie Lawson	1984
Paul Smith	1989
Charles Langston	1990
Marcus Grant	1991
Thomas McGaughey	1992
Joey Mouton	1993-95
Maurice Bryant	1997
Daniel Belcha	1998
Kyle Brown	2001
Norbie Juist	2005-08
Fendi Onobun	2009
Larry McDuffey	2012-13
<b>Tyus Bowser</b>	<b>2013 -</b>

**82**

Ronnie Emberg	1954-56
Jim Colvin	1957
Milton Perkins	1960-62
Mickey Don Thompson	1963-64
Tom Beer	1965-66
Bob Long	1967-68
Hubert Miller	1978-80
Kevin Johnson	1983, 1985
John Brown III	1990-91
Chann Chavis	1994
Brian Robinson	1999-00
Stephen Cucci	2002, 2004
Chris LaMark	2005
Chaz Rodriguez	2007-09
Chance Blackmon	2011-12
<b>Romello Brooker</b>	<b>2015 -</b>

**83**

Joe Bill Bradley	1954
Buddy Boek	1955-56
Dean Bass	1960
Mickey Don Thompson	1965
Paul Daulong	1967-68
Mack Mitchell	1972-74
Robert Oglesby	1975-76, 1978-79
Patrick Cooper	1987-90
Rodney Griffin	1995-96
KeyKowa Bell	1999-00
John Tyson	2001-02
Patrick Edwards	2008-11
Andrew Rodriguez	2012-13

**84**

Frank Paul	1955
Bob Borah	1956-58
Joe Bob Isbell	1959
Bob Barnett	1960-61
Bill Van Osdel	1962
Mike Payte	1963-65
Don Bass	1976-77
Leon Felder	1981
Carl Hilton	1982-85
Greg Jones	1988-89
Taron Phillips	1992
Jason Halstead	1994-95
Jonathan Dennis	1996-98
Nate Williams	1999
Grover Thompson	2001
Jon Clark	2002
Kierrie Johnson	2008-10
Wayne Beadle	2013-14

2016 SEASON

COACHING STAFF

THE COUGARS

SEASON REVIEW

HISTORY & RECORDS





## JERSEY NUMBERS

2016 SEASON

COACHING STAFF

THE COUGARS

SEASON REVIEW

HISTORY & RECORDS

<b>85</b>	
George Hynes	1954
Lidney Thompson	1957-58
Ben Howe	1960-62
Charlie Hall	1967
Garrett Jurgajitis	1977-79
Edward Thomas	1986-89
Bryan Murray	1990
Julian Pitre	1992
Jason deGroot	1994
Richard Edwards	1995-96, 1998
Stephen Cucci	1999-00
Gerard Daniels	2001
Brian Boehm	2006
Kenneth Bibbins, Jr.	2010, 2012
<b>John Leday</b>	<b>2013 –</b>

<b>86</b>	
Jim Cravens	1955
Danny Birdwell	1959
Albert Gustamente	1960
Clem Beard	1961-63
Jim Dyar	1965-66
Robert Hall	1967
Riley Odoms	1969-71
Miller Bassler	1973-74
Jimmie Wright	1980
Mike Rhodes	1985-86
Kevin Mason	1987-89
Charles Langston	1991
Ivan Luna	1998
Mark Hopkins	2000, 2002-04
Biren Ealy	2006
Brandon Hartson	2009-12
Casey Martin	2012

<b>87</b>	
Bob Blevins	1956-57
Tom Beasley	1958
Red Wright	1959-60
Monroe Brewer	1961
Ricky Terrell	1971-73
Milton Watson	1980-82
Kody SMith	1987-88
Jonathan Pritchett	1998-99, 2002-03
Travis Griffith	2003
Mark Hafner	2005-08
Hayden Daniels	2015

<b>88</b>	
Ben Wilson	1954
Webb Bishop	1955-56
Don Brown	1957
John Henderson	1958
Wiley Feagin	1959
Horst Paul	1962-64
Royce Berry	1965-66
Earl Thomas	1969-70
Steve George	1971-72
William Franklin	1974
Alvin Ruben	1978, 1980-81
Reggie Burnette	1987-90
Nahala Johnson	1991-93
Maurice Bryant	1996
Ed Kelley	1997-98
Michael Huebner	2000
Kendrick Goss	2001-04
Leonard Gibson	2003
E.J. Smith	2008-11
Xavier Maxwell	2012-13
<b>Steven Dunbar</b>	<b>2014 –</b>

<b>89</b>	
Ken Wind	1954-56
Randall Dorsett	1958-60
George Caraway	1966
Mike Welch	1973
Eugene Lockhart	1981-83
Craig Alexander	1988-90
Sam Faaita	1991
Steven Williams	1992-93
Otis Grant	1993-95
Jeremy McCardell	1999
Shawn Broadus	2000
David Midyett	2001
Matt Mattox	2002
Matthew Stolt	2007
Isaiah Sweeney	2010-12

<b>90</b>	
Larry Satcher	1966
Lennard Coplin	1974-76
Hosea Taylor	1978-80
Dennis Kennedy	1986-87
Carlos Chester	1994-95
Adriano Belli	1996-99
Joe Clay	2001-04
L.C. Kirkpatrick	2005-06
Ell Ash	2006-08
Zeke Riser	2009, 2011-12
<b>Zach Vaughan</b>	<b>2015 –</b>

<b>91</b>	
Otis Stewart	1968-69
Mark Ford	1979-81
Kenneth Bluntson	1985
Ulric Roberson	1993-94
Gary Haynes	1995-96
Nikia Adderson	1999-00
Bryan Hill	2001-02
Tate Stewart	2007-08
Radermon Scypion	2009-12
<b>Nick Thurman</b>	<b>2014 –</b>

<b>92</b>	
Daryl Wilkerson	1977-79
Kevin Allen	1986
Marlon Fouts	1992-95
Mike Knepper	1997-99
Adrian Lee	2001-02
Billy Hartford	2006-07
DeAnthony Sims	2009
Joey Mbu	2011-14

<b>93</b>	
Mickey Thompson	1980
Mike Gisler	1988
Rusty Foster	1994-97
Mike Waddel	1998
Jeff Patterson	1999
Eddie McCray	2003
Brian West	2007
Ameen Behbahani	2009-12
<b>B.J. Singleton</b>	<b>2013 –</b>

<b>94</b>	
Eddie Gilmore	1983-85
Tray Hooper	1987-90
Steve Clarke	1991-92
Mike Meux	1993-94
Antoine Simpson	1996-97
Kevin Payne	1998-99
Matthew Bentley	2002-04
Mamoon Barbandi	2007

Cory Johnson	2008
<b>Cameron Malveaux</b>	<b>2013 –</b>

<b>95</b>	
Raymond Robinson	1981
T.J. Turner	1982-85
Craig Veasey	1986
Greg Brinkley	1990
Cody Avants	1992
Ben Fricke	1994
Mike Fuller	1996
Vaughn Washington	1997
Sharod McGowan	2002
David Hunter	2008-11
Tomme Mark	2012-15

<b>96</b>	
Harry Wright	1977-78
Alfred Oglesby	1987-89
Allen Aldridge	1990-93
Jonathan Dennis	1995
Robin Tremblay	1998-01
Jessie Bryant	2002
Ricky Barela	2004-06
Fred Agho	2006-07
Jeremiah Farley	2010-14

<b>97</b>	
Darren Warren	1986-89
Sebastian Villarreal	1995-97
Joey Saavedra	1998
Zach Waddell	1998
Ryan Huffman	2002
D.J. Johnson	2004-05
Isaiah Thompson	2007-09
Eric Braswell	2011-12

<b>98</b>	
Billy Termin	1983
David Bearden	1986-88
Jason Youngblood	1989-91
Trace Craft	1993
Joey Gillaspy	1994-95, 1997
Rufus Williams	1999-01
L.C. Kirkpatrick	2004
Mohammed Usman	2008

<b>99</b>	
Terry Monroe	1980-81
Gary Heitmann	1983
Kevin LaBay	1991-92
Delondo Fields	1997
Marquay Love	2003-06
Dominic Miller	2011-12
Melvin Holland	2015

<i>Unspecified Jersey Numbers</i>	
<b>Player</b>	<b>Years Lettered</b>
Rob Hanlen	1993

\* Letterwinners only

# #TOWN TALKED OVER RECORDS

<i>Individual Records</i> .....	148-149
<i>Team Records</i> .....	150-151
<i>Houston Long Plays</i> .....	152
<i>Opponent Long Plays</i> .....	153
<i>Rushing Records</i> .....	154-155
<i>100-Yard Rushing Games</i> .....	156-158
<i>100-Yard Rushers</i> .....	160-161
<i>Passing Records</i> .....	162-165
<i>300-Yard Passing Games</i> .....	166
<i>300-Yard Passers</i> .....	167
<i>Receiving Records</i> .....	168-171
<i>100-Yard Receiving Games</i> .....	172-173
<i>100-Yard Receivers</i> .....	174-175
<i>All-Purpose Records</i> .....	176
<i>Total Offense Records</i> .....	177
<i>Returns Records</i> .....	178-181
<i>Scoring Records</i> .....	182-184
<i>Punting Records</i> .....	185
<i>Defensive Records</i> .....	186-187
<i>Annual Leaders</i> .....	188-195
<i>Houston Year-by-Year</i> .....	196
<i>Opponents Year-by-Year</i> .....	197
<i>In the NCAA Records</i> .....	198-199
<i>Miscellaneous Records</i> .....	200-201
<i>Bowl Records</i> .....	202







## INDIVIDUAL RECORDS

2016 SEASON

COACHING STAFF

THE COUGARS

SEASON REVIEW

HISTORY & RECORDS

### TOTAL OFFENSE

#### Plays

<b>Game:</b> 115	David Piland, vs. Louisiana Tech (9/8/12)
<b>Season:</b> 704	David Klingler (1990)
<b>Career:</b> 2,529	Case Keenum (2007-11)

#### Yards

<b>Game:</b> 732	David Klingler, vs. Arizona State (12/1/90)
<b>Season:</b> 5,829	Case Keenum (2009)
<b>Career:</b> 20,114	Case Keenum (2007-11)

#### Yards per Play

<b>Season (min. 75 plays):</b> 10.05 (965-96)	Anthony Alridge (2006)
<b>Career (min. 200 plays):</b> 8.22 (3,247-395)	Chuck Weatherspoon (1987-90)

#### Touchdowns Responsible For

<b>Game:</b> 11	David Klingler, vs. Eastern Washington (11/17/90)
<b>Season:</b> 55	David Klingler (1990)
<b>Career:</b> 178	Case Keenum (2007-11)

### RUSHING

#### Attempts

<b>Game:</b> 41	Joffrey Reynolds, vs. Louisville (11/30/02); Joffrey Reynolds, vs. East Carolina (11/9/02);
<b>Season:</b> 316	Joffrey Reynolds (2002)
<b>Career:</b> 743	Ketric Sanford (1996-99)

#### Yards

<b>Game:</b> 300	Joffrey Reynolds, vs. East Carolina (11/9/02)
<b>In Season Opener:</b> 205	Anthony Alridge, vs. Oregon (9/1/07)
<b>Season:</b> 1,757	Robert Newhouse (1971)
<b>Career:</b> 3,636	Ketric Sanford (1996-99)

#### Average per Rush

<b>Game (min. 10 att.):</b> 20.7 (10-207)	Charles Sims, at Tulane (11/10/11)
<b>Season (min. 70 att.):</b> 10.1 (95-959)	Anthony Alridge (2006)
<b>Career (min. 200 att.):</b> 8.2 (395-3,247)	Chuck Weatherspoon (1987-90)

#### Touchdowns

<b>Game:</b> 5	Antowain Smith, vs. Southern Miss (11/9/96)
<b>Season:</b> 15	Jackie Battle (2006)
<b>Career:</b> 32	Bryce Beall (2008-11)

#### 100-Yard Games

<b>Season:</b> 10	Robert Newhouse (1971)
<b>Career:</b> 16	Robert Newhouse (1969-71)

#### Consecutive 100-Yard Games

<b>Season:</b> 7	Robert Newhouse (10/15 – 11/27/71)
<b>Career:</b> 8	Robert Newhouse (11/7/70 – 9/25/71)

#### 200-Yard Games

<b>Season:</b> 3	Anthony Alridge (2007); Robert Newhouse (1971); Paul Gipson (1968)
<b>Career:</b> 4	Anthony Alridge (2005-07); Robert Newhouse (1969-71); Paul Gipson (1966-68)

#### Consecutive 200-Yard Games

<b>Season:</b> 2	Paul Gipson (10/26 – 11/2/68)
<b>Career:</b> 2	Paul Gipson (10/26 – 11/2/68)

#### Longest Rush

<b>Game:</b> 96 yards	Antowain Smith, vs. Pittsburgh (9/14/96)
-----------------------	------------------------------------------

### ALL-PURPOSE YARDAGE

#### Plays

<b>Game:</b> 41	Joffrey Reynolds, vs. East Carolina (11/9/02: 41 rush)
<b>Season:</b> 335	Joffrey Reynolds (2002: 316 rush; 19 rec)
<b>Career:</b> 873	Ketric Sanford (1996-99)

#### Yards

<b>Game:</b> 427	Donnie Avery, vs. Rice (10/13/07: 346 rec.; 81 KOR)
<b>Season:</b> 2,391	Chuck Weatherspoon (1989)
	1,146 rush; 735 rec.; 415 PR; 95 KOR
<b>Career:</b> 7,490	Tyron Carrier (2007-11)
	3,493 rec; 330 rush.; 150 PR; 3,517 KOR

#### Average Per Play

<b>Season (min. 50 plays):</b> 22.9 (1,421-62)	Brandon Middleton (2003)
<b>Career (min. 100 plays):</b> 21.0 (3,482-166)	Elmo Wright (1968-70)

### PASSING

#### Pass Efficiency Rating

<b>Season (min. 50 att.):</b> 185.7	Rusty Clark (1968)
<b>Career (min. 200 att.):</b> 160.6	Case Keenum (2007-11)

#### Attempts

<b>Game:</b> 77	David Piland vs. Louisiana Tech (9/8/12)
<b>Season:</b> 700	Case Keenum (2009)
<b>Career:</b> 2,229	Case Keenum (2007-11)

#### Completions

<b>Game:</b> 56	Case Keenum, at East Carolina (12/5/09)
<b>Season:</b> 492	Case Keenum (2009)
<b>Career:</b> 1,546	Case Keenum (2007-11)

#### Consecutive Completions

<b>Game:</b> 25	Case Keenum, vs. UTEP & Rice (Nov. 22-29, 2008)
-----------------	-------------------------------------------------

#### Completion Percentage

<b>Game (min. 10 att.):</b> 90.0 (9-10)	Delrick Brown, vs. TCU (11/3/79)
<b>Season (min 100 att.):</b> 71.0 (428-603)	Case Keenum (2009)
<b>Career (Min 300 att):</b> 69.4 (1,546-2,229)	Case Keenum (2007-11)

#### Yards

<b>Quarter:</b> 340	André Ware, vs. SMU (10/21/89-2nd Q)
<b>Half:</b> 517	André Ware, vs. SMU (10/21/89-1st half)
<b>Game:</b> 716	David Klingler, vs. Arizona State (12/1/90)
<b>Season:</b> 5,671	Case Keenum (2009)
<b>Career:</b> 19,217	Case Keenum (2007-11)

#### Yards per Attempt

<b>Season (min. 50 att.):</b> 11.2 (650-58)	Rusty Clark (1968)
<b>Career (min 150 att):</b> 8.6 (19,217-2,229)	Case Keenum (2007-11)

#### 500-Yard Games

<b>Season:</b> 4	Case Keenum (2009)
<b>Career:</b> 6	Case Keenum (2009)
<b>Consecutive:</b> 3	David Klingler (Nov. 17, 1990 – Sept. 12, 1991)

#### 400-Yard Games

<b>Season:</b> 9	David Klingler (1990)
<b>Career:</b> 19	Case Keenum (2007-11)

#### Consecutive 400-Yard Games

<b>Season:</b> 4	David Klingler (Sept. 8 – Oct. 6, 1990)
<b>Career:</b> 4	Case Keenum (Sept. 26 – Nov. 1, 2009); David Klingler (Sept. 8 – Oct. 3, 1990); Andre Ware (Nov. 4 – Dec. 3, 1989)

### Touchdown Passes

<b>Quarter:</b> 5	André Ware, vs. SMU (10/21/89)
<b>Game:</b> 11	David Klingler, vs. Eastern Washington (11/17/90)
<b>Season:</b> 54	David Klingler (1990)
<b>Career:</b> 155	Case Keenum (2007-11)

### Consecutive Games with a Touchdown Pass

<b>Career:</b> 32	Case Keenum (Nov. 17, 2007 – Sept. 10, 2010)
-------------------	----------------------------------------------

### Interceptions Thrown

<b>Game:</b> 7	Nick Eddy, vs. USF (11/23/02); Bo Burris, vs. Mississippi (10/22/66)
<b>Season:</b> 21	Bo Burris (1966)
<b>Career:</b> 47	Jason McKinley (1997-2000)

### Fewest Interceptions Thrown

<b>Season:</b> 3	Delrick Brown (1977; 10 games); Bobby Clatterbuck (1953; 8 games)
<b>Career:</b> 9	Delrick Brown (1977-79)

### Consecutive Attempts without an Interception

<b>Season:</b> 228	Case Keenum (Rice, 1Q, 10/28/11 – Southern Miss, 3Q, 12/3/11)
--------------------	------------------------------------------------------------------

### Longest Pass Play

<b>Game:</b> 99	Terry Peel to Robert Ford, vs. San Diego State (10/14/72); Terry Peel to Robert Ford, vs. Syracuse (9/19/70); Bo Burris to Warren McVea, vs. Washington State (9/23/66)
-----------------	-------------------------------------------------------------------------------------------------------------------------------------------------------------------------------

### RECEIVING

#### Receptions

<b>Game:</b> 19	James Cleveland, at East Carolina (12/5/09); Manny Hazard, vs. TCU (11/4/89); Manny Hazard, vs. Texas (11/11/89)
<b>Quarter:</b> 10	Orlando Iglesias, vs. UAB (11/17/01 - 2nd Q)
<b>Season:</b> 142	Manny Hazard (1989)
<b>Career:</b> 320	Tyron Carrier (2007-11)

#### Consecutive Games Catching A Pass

<b>Career:</b> 53	Tyron Carrier (2007-11)
-------------------	-------------------------

#### Yards

<b>Game:</b> 346	Donnie Avery, vs. Rice (10/13/07)
<b>Season:</b> 1,752	Patrick Edwards (2011)
<b>Career:</b> 4,507	Patrick Edwards (2008-11)

#### Highest Average per Reception

<b>Game (min. 3 rec.):</b> 56.7 (3-170)	Ron Peters, vs. Texas A&M (11/12/92)
<b>Season (min. 25 rec.):</b> 27.9 (43-1,198)	Elmo Wright (1968)
<b>Career (min 75 rec):</b> 21.9 (153-3,347)	Elmo Wright (1968-70)

#### Touchdown Receptions

<b>Game:</b> 5	Patrick Edwards, vs. Rice (10/27/11); Manny Hazard, vs. Baylor (10/7/89)
<b>Season:</b> 22	Manny Hazard (1989)
<b>Career:</b> 43	Patrick Edwards (2008-11)

#### Most 200-Yard Games

<b>Season:</b> 2	Patrick Edwards (2011); Manny Hazard (1989); Jason Phillips (1988); Elmo Wright (1968)
<b>Career:</b> 3	Manny Hazard (1989-90); Elmo Wright (1968-70)





## INDIVIDUAL RECORDS

### SCORING

#### Points

<b>Game:</b> 36	Antowain Smith, vs. Southern Miss (11/9/96)
<b>Season:</b> 134	Manny Hazard (1989)
<b>Career:</b> 423	Roman Anderson (1988-91)

#### Touchdowns

<b>Game:</b> 6	Antowain Smith, vs. Southern Miss (11/9/96)
<b>Season:</b> 22	Manny Hazard (1989)
<b>Career:</b> 45	Patrick Edwards (2008-11)

#### Consecutive Games Scoring A Touchdown

<b>Season:</b> 9 (16 TDs)	Bryce Beall (9/27 – 12/31/08)
<b>Career:</b> 9 (16 TDs)	Bryce Beall (9/27 – 12/31/08)

### KICK SCORING

#### Points

<b>Game:</b> 21	Matt Hogan, vs. UAB (10/13/12)
<b>Season:</b> 131	Roman Anderson (1989)
<b>Career:</b> 423	Roman Anderson (1988-91)

#### PATs Made

<b>Game:</b> 13	Terry Leiweke, vs. Tulsa (11/23/68)
<b>Season:</b> 91	Matt Hogan (2011)
<b>Career:</b> 228	Matt Hogan (2009-12)

#### PATs Attempted

<b>Game:</b> 14	Terry Leiweke, vs. Tulsa (11/23/68)
<b>Season:</b> 92	Matt Hogan (2011)
<b>Career:</b> 238	Matt Hogan (2009-12)

#### Highest Percentage of PATs Made

<b>Season (min 25 att):</b> 100.0	Ty Cummings (51-51, 2015); Richie Leone (32-32; 2013) Dustin Bell (56-56; 2003); Roman Anderson (58-58; 1990); Roman Anderson (51-15; 1988); Mike Clendenen (27-27; 1983); Kenny Hatfield (32-32; 1979)
<b>Career (min 100 att):</b> 98.6 (213-216)	Roman Anderson (1988-91)

#### Consecutive PATs Made

<b>Career:</b> 136	Roman Anderson (1989-91)
--------------------	--------------------------

#### Field Goals Made

<b>Game:</b> 6	Matt Hogan, vs. UAB (10/13/12)
<b>Season:</b> 22	Roman Anderson (1989)
<b>Career:</b> 70	Roman Anderson (1988-91)

#### Field Goals Attempted

<b>Game:</b> 7	Matt Hogan, vs. UAB (10/13/12)
<b>Season:</b> 36	Roman Anderson (1989)
<b>Career:</b> 101	Roman Anderson (1988-91)

#### Highest Percentage of Field Goals Made

<b>Season (min. 14 att.):</b> 85.7 (12-14)	Dustin Bell (2002)
<b>Career (min. 30 att.):</b> 83.1 (59-71)	Matt Hogan (2009-12)

#### Longest Field Goal

<b>Game:</b> 53	Roman Anderson, vs. Texas A&M (11/26/91); Dustin Bell, vs. Southern Miss (10/7/04)
-----------------	---------------------------------------------------------------------------------------

#### Longest Field Goal Attempted

<b>Game:</b> 58	Roman Anderson, vs. Baylor (10/7/89)
-----------------	--------------------------------------

#### Consecutive Field Goals Made

<b>Season:</b> 13	Roman Anderson (1988)
<b>Career:</b> 16	Matt Hogan (2009-10)

### Consecutive Games with a Field Goal

<b>Season:</b> 9	Sebastian Villarreal (1997); Roman Anderson (1988)
<b>Career:</b> 11	Sebastian Villarreal (1995-1997)

### PUNTING

#### Punts

<b>Game:</b> 22	Roy Wallace, vs. Texas State (11/22/47)
<b>Season:</b> 78	Roy Wallace (1947)
<b>Career:</b> 245	Simon Rodriguez (1986-89)

#### Highest Average per Punt

<b>Game (min. 4 punts):</b> 53.0 (6-318)	Alan Neuveu, vs. West Texas State (10/30/48)
<b>Season (min. 25 punts):</b> 45.50 (60-2,730)	Richie Leone (2012)
<b>Career (min 45 punts):</b> 44.0 (86-3,785)	Chase Turner (2007-09)

#### Punting Yards

<b>Game:</b> 746	Roy Wallace, vs. Texas State (11/22/47)
<b>Season:</b> 3,153	Richie Leone (2013)
<b>Career:</b> 9,789	Simon Rodriguez (1986-89)

#### Longest Punt

<b>Game:</b> 84 yards	Alan Neuveu, vs. North Texas (11/12/49)
-----------------------	-----------------------------------------

#### 50-Yard Punts

<b>Season:</b> 21	Robert Myers (1985)
<b>Career:</b> 54	Richie Leone (2010-13)

### PUNT RETURNS

#### Punt Returns

<b>Game:</b> 9	Joe Rust, vs. Wyoming (11/24/73)
<b>Season:</b> 46	Chuck Weatherspoon (1989)
<b>Career:</b> 64	Don Bean (1966-67)

#### Punt Return Yards

<b>Game:</b> 199	Don Bean, vs. Tulsa (11/5/66)
<b>Season:</b> 522	Don Bean (1967)
<b>Career:</b> 906	Don Bean (1966-67)

#### Punt Return Average

<b>Game:</b> 39.8 (199-5)	Don Bean, vs. Tulsa (11/5/66)
<b>Season:</b> 24.6 (172-7)	Ken Stegall (1955)
<b>Career:</b> 17.0 (323-19)	Ken Stegall (1953-55)

#### Punt Return Touchdowns

<b>Game:</b> 2	Don Bean, vs. Tulsa (11/5/66)
<b>Season:</b> 3	Don Bean (1966)
<b>Career:</b> 5	Don Bean (1966-67)

#### Longest Punt Return

<b>Game:</b> 87	Charles West, vs. Southern Miss (11/9/96)
-----------------	-------------------------------------------

### KICKOFF RETURNS

#### Kickoff Returns

<b>Game:</b> 7	James Dixon, vs. Sam Houston State (9/26/87)
<b>Season:</b> 50	Tyron Carrier (2010)
<b>Career:</b> 141	Tyron Carrier (2007-11)

#### Kickoff Returns Yards

<b>Game:</b> 217	James Dixon, vs. Sam Houston State (9/26/87)
<b>Season:</b> 1,174	Tyron Carrier (2010)
<b>Career:</b> 3,517	Tyron Carrier (2007-11)

### Kickoff Return Average

<b>Game:</b> 37.3 (3-112)	Jimmie Wright, vs. North Texas (09/27/80)
<b>Season:</b> 30.8 (9-277)	Ketric Sanford (1999)
<b>Career:</b> 27.3 (16-436)	Claude King (1957-59)

### Kickoff Return Touchdowns

<b>Game:</b> 1	done 22 times; most recently by Brandon Wilson, at UConn (11/21/15)
<b>Season:</b> 4	Tyron Carrier (2009)
<b>Career:</b> 7	Tyron Carrier (2007-11)

### Longest Kickoff Return

<b>Game:</b> 100	Brandon Wilson, at Louisville (9/12/15); Tyron Carrier, vs. Rice (10/27/11); Devin Mays, at UCF (11/14/09); Donnie Avery, vs. East Carolina (9/29/07); Ricky Wilson, vs. Louisville (11/22/03); Ronnie Powledge, vs. Detroit (11/2/63)
------------------	-------------------------------------------------------------------------------------------------------------------------------------------------------------------------------------------------------------------------------------------------------

### INTERCEPTION RETURNS

#### Interceptions

<b>Game:</b> 5	Byron Beaver, vs. Baylor (9/22/62)
<b>Season:</b> 12	Cornelius Price (1989)
<b>Career:</b> 16	Cornelius Price (1988-89)

#### Interception Return Yardage

<b>Game:</b> 181	Johnny Jackson, vs. Texas (11/7/87)
<b>Season:</b> 218	Johnny Jackson (1987)
<b>Career:</b> 325	Johnny Jackson (1986-88)

#### Most TDs On Interception Returns

<b>Game:</b> 3	Johnny Jackson, vs. Texas (11/7/87)
<b>Season:</b> 3	Johnny Jackson (1987)
<b>Career:</b> 3	D.J. Hayden (2011-12); Cornelius Price (1988-89); Johnny Jackson (1986-88)

#### Longest Interception Return

<b>Game:</b> 100	Frank Ditta, vs. San Jose State (10/2/71)
------------------	-------------------------------------------

### TACKLES

#### Most Tackles

<b>Game:</b> 26	Frank Ditta, vs. Arizona State (9/18/71)
<b>Season:</b> 177	Frank Ditta (1971)
<b>Career:</b> 510	Marcus McGraw (2008-11)

#### Most Solo Tackles

<b>Game:</b> 19	Weedy Harris, vs. Arkansas (10/23/82)
<b>Season:</b> 118	Gary McGuire (1986)
<b>Career:</b> 324	Gary McGuire (1984-87)

#### Most Assists

<b>Game:</b> 15	Trevon Stewart, at East Carolina (11/3/12)
<b>Season:</b> 90	Frank Ditta (1970)
<b>Career:</b> 264	Marcus McGraw (2008-11)

#### Most Quarterback Sacks

<b>Game:</b> 6	Glenn Montgomery, vs. Wyoming (11/12/88)
<b>Season:</b> 14	Phillip Hunt (2008)
<b>Career:</b> 34	Phillip Hunt (2005-08)

2016 SEASON

COACHING STAFF

THE COUGARS

SEASON REVIEW

HISTORY & RECORDS



## TEAM RECORDS

2016 SEASON

COACHING STAFF

THE COUGARS

SEASON REVIEW

HISTORY & RECORDS

### GENERAL

#### Wins & Losses

<b>Most Wins:</b>	13 (2015, 2011)
<b>Most Consecutive Wins:</b>	12 (Sept. 3 – Dec. 2, 2011); Nov. 4, 1989 – Nov. 3, 1990)
<b>Most Consecutive Games without a Loss:</b>	12 (Sept. 3 – Dec. 2, 2011); (Nov. 4, 1989 – Nov. 3, 1990)
<b>Most Consecutive Home Wins:</b>	18 (Oct. 13, 2007 – Oct. 9, 2010)
<b>Most Consecutive Road Wins:</b>	9 (Nov. 14, 1987 – Sept. 23, 1989)
<b>Most Consecutive Winning Seasons:</b>	9 (1966-1974)
<b>Most Consecutive Losses:</b>	15 (Oct. 28, 2000 – Dec. 1, 2001)

#### Scoring

<b>Largest Margin of Victory:</b>	94 (UH 100, Tulsa 6) (11/23/68)
<b>Largest Margin of Defeat:</b>	56 (UCLA 66, UH 10) (10/4/97)
<b>Largest Margin of Defeat (Home):</b>	41 (Auburn 48, UH 7) (10/26/57)
<b>Largest Margin of Defeat (Road):</b>	56 (UCLA 66, UH 10) (10/4/97)
<b>Most Points Scored:</b>	100 (UH 100, Tulsa 6) (11/23/68)
<b>Most Points Scored at Home:</b>	100 (UH 100, Tulsa 6) (11/23/68)
<b>Most Points Scored on the Road:</b>	73 (UH 73, Tulane 17) (11/10/11)
<b>Most Points Scored by Opp.:</b>	72 (SMU 72, UH 42; 10/18/12)
<b>Most Points Scored by Opp. (Home):</b>	65 (Louisville 65, UH 27; 11/20/04)
<b>Most Points Scored by Opp. (Away):</b>	72 (SMU 72, UH 42; 10/18/12)
<b>Most Consecutive Games Scoring:</b>	184 (9/23/00- present)

### SINGLE-SEASON OFFENSE

#### Wins & Losses

<b>Most Ties:</b>	2	1969
<b>Most Shutout Wins:</b>	2	done nine times; most recently in 1989
<b>Most Consecutive Losses:</b>	11	Sept. 1 – Dec. 1, 2001
<b>Most Shutout Losses:</b>	5	1947
<b>Most Consecutive Shutout Losses:</b>	3	1947

#### Scoring

<b>Most Points:</b>	690	2011
<b>Fewest Points:</b>	96	1947
<b>Most Touchdowns:</b>	87	2011
<b>Fewest Touchdowns:</b>	14	1994, 1947
<b>Most Field Goals Made:</b>	23	1989

#### Total Offense

<b>Most Plays:</b>	1,150	2009
<b>Fewest Plays:</b>	486	1947
<b>Most Yards:</b>	8,387	2011
<b>Fewest Yards:</b>	1,775	1947
<b>Most Touchdowns:</b>	87 (33 rush, 54 pass)	2011

#### Rushing

<b>Most Attempts:</b>	720	1974
<b>Fewest Attempts:</b>	210	1989
<b>Most Net Yards:</b>	3,798	1973
<b>Fewest Net Yards:</b>	776	1987
<b>Most Touchdowns:</b>	46	2015
<b>Fewest Touchdowns:</b>	6	1994
<b>Highest Rushing Average per Game:</b>	361.7	1968
<b>Lowest Rushing Average per Game:</b>	70.5	1987
<b>Highest Average per Rush:</b>	6.0 (1,250-210)	1989

### Passing

<b>Most Attempts:</b>	747	2009
<b>Fewest Attempts:</b>	82	1946
<b>Most Completions:</b>	525	2009
<b>Fewest Completions:</b>	19	1947
<b>Most Yards:</b>	6,301	2011
<b>Fewest Yards:</b>	270	1947
<b>Most Touchdowns:</b>	55	1989
<b>Most Interceptions:</b>	24	1991
<b>Fewest Interceptions:</b>	5	2006, 1993, 1977, 1955, 1977
<b>Most Times Sacked:</b>	52	1991

### First Downs

<b>Most First Downs:</b>	424	2009
<b>Fewest First Downs:</b>	82	1947, 1946
<b>Most Rushing First Downs:</b>	177	1968
<b>Fewest Rushing First Downs:</b>	54	2000
<b>Most Passing First Downs:</b>	297	2009
<b>Fewest Passing First Downs:</b>	16	1950
<b>Most Penalty First Downs:</b>	33	2014
<b>Fewest Penalty First Downs:</b>	3	1954

### Kickoff Returns

<b>Most Kickoff Returns:</b>	67	2009
<b>Fewest Kickoff Returns:</b>	13	1952
<b>Most Kickoff Return Yards:</b>	1,555	2009
<b>Fewest Kickoff Return Yards:</b>	226	1952
<b>Highest Kickoff Return Average:</b>	25.3 (1,187-47)	2013

### Punt Returns

<b>Most Punt Returns:</b>	49	1967
<b>Fewest Punt Returns:</b>	9	2001
<b>Most Yards:</b>	548	1967
<b>Fewest Yards:</b>	65	1979
<b>Highest Punt Return Average:</b>	16.05	1955

### Punting

<b>Most Punts:</b>	105	1947
<b>Fewest Punts:</b>	35	1968, 1955
<b>Most Yards:</b>	3,369	1947
<b>Fewest Yards:</b>	1,198	1958
<b>Highest Punting Average:</b>	45.5	2008, 2012
<b>Lowest Punting Average:</b>	31.0	1958
<b>Most Punts Blocked:</b>	5	1947

### Fumbles

<b>Most Fumbles:</b>	61	1974
<b>Fewest Fumbles:</b>	9	1996
<b>Most Fumbles Lost:</b>	32	done four times; Most recently in 1983
<b>Fewest Fumbles Lost:</b>	6	1996, 1990

### Penalties

<b>Most Penalties:</b>	129	1989
<b>Fewest Penalties:</b>	29	1960
<b>Most Penalty Yards:</b>	1,227	1989
<b>Fewest Penalty Yards:</b>	283	1960

### SINGLE-SEASON DEFENSE

#### Scoring Defense

<b>Fewest Points Allowed:</b>	80	1952
<b>Most Points Allowed:</b>	468	2003
<b>Fewest Touchdowns Allowed:</b>	11	1981
<b>Most Touchdowns Allowed:</b>	62	2003

#### First Downs

<b>Fewest First Downs Allowed:</b>	91	1947
<b>Most First Downs Allowed:</b>	340	2009
<b>Fewest Rushing First Downs Allowed:</b>	52	1966
<b>Most Rushing First Downs Allowed:</b>	177	2009
<b>Fewest Passing First Downs Allowed:</b>	14	1948
<b>Most Passing First Downs Allowed:</b>	160	2012
<b>Fewest Penalty First Downs Allowed:</b>	3	1949
<b>Most Penalty First Downs Allowed:</b>	32	1998

#### Total Defense

<b>Fewest Plays Allowed:</b>	523	1953
<b>Most Plays Allowed:</b>	1,049	2009
<b>Fewest Yards Allowed:</b>	2,076	1967
<b>Most Yards Allowed:</b>	6,318	2009

#### Rushing

<b>Fewest Attempts Allowed:</b>	334	1958
<b>Most Attempts Allowed:</b>	621	2009
<b>Fewest Net Yards Allowed:</b>	943	1967, 1946
<b>Most Net Yards Allowed:</b>	3,146	2009
<b>Fewest Rushing Touchdowns Allowed:</b>	5	1981
<b>Most Rushing Touchdowns Allowed:</b>	37	2009

#### Passing

<b>Fewest Attempts Allowed:</b>	111	1948
<b>Most Attempts Allowed:</b>	510	2012
<b>Fewest Completions Allowed:</b>	24	1948
<b>Most Completions Allowed:</b>	302	2012
<b>Fewest Yards Allowed:</b>	574	1957
<b>Most Yards Allowed:</b>	3,846	2015
<b>Fewest Passing Touchdowns Allowed:</b>	3	1957, 1956, 1952
<b>Most Passing Touchdowns Allowed:</b>	27	2003
<b>Most Quarterback Sacks Allowed:</b>	48	1989

#### Interceptions

<b>Most Passes Intercepted</b>	32	1989
<b>Fewest Passes Intercepted:</b>	3	1994
<b>Most Interception Return Yards:</b>	415	1989
<b>Fewest Interception Return Yards:</b>	20	1994
<b>Most Touchdown Returns:</b>	6	1987



## TEAM RECORDS

### SINGLE-GAME OFFENSE

#### Scoring

<b>Most Points:</b>	100	vs. Tulsa (11/23/68)
<b>Most Touchdowns:</b>	12	vs. Tulsa (11/23/68)
<b>Most Field Goals Made:</b>	6	vs. UAB (10/13/12)
<b>Most PATs Made:</b>	13	vs. Tulsa (11/23/68)
<b>Most Points (Both Teams):</b>	117	TCU 62, UH 55 (10/25/03)
<b>Most Points (First Quarter):</b>	28	vs. Northwestern St. (9/5/09); vs. Eastern Washington (11/17/90); vs. Tulsa (10/15/88); vs. Villanova (10/15/71)
<b>Most Points (Second Quarter):</b>	42	vs. Louisiana Tech (8/31/91)
<b>Most Points (Third Quarter):</b>	28	at UCF (10/24/15)
	28	vs. Rice (10/27/11)
	28	vs. Idaho (11/16/68)
<b>Most Points (Fourth Quarter):</b>	49	vs. Tulsa (11/23/68)
<b>Most Points (First Half):</b>	59	vs. Rice (11/28/09)
<b>Most Points (Second Half):</b>	76	vs. Tulsa (11/23/68)

#### Total Offense

<b>Most Plays:</b>	115	vs. Louisiana Tech (9/8/12)
<b>Fewest Plays:</b>	41	vs. Auburn (9/19/64); 41 vs. Memphis (11/30/63); 41 vs. North Texas (11/30/52)
<b>Most Yards:</b>	1,021	vs. SMU (10/21/89)
<b>Fewest Yards:</b>	-21	vs. Texas State (11/22/47)
<b>Most Touchdowns:</b>	12	vs. Tulsa (11/23/68)

#### Rushing

<b>Most Attempts:</b>	86	vs. Rice (12/1/79)
<b>Fewest Attempts:</b>	11	at East Carolina (11/3/12)
	11	vs. Rice (11/26/88)
<b>Most Yards:</b>	555	vs. Tulsa (11/23/68)
<b>Fewest Yards:</b>	-49	vs. Alabama (10/13/62)
<b>Most Touchdowns:</b>	9	vs. Rice (12/1/79)

#### Passing

<b>Most Attempts:</b>	81	vs. SMU (10/20/90)
<b>Fewest Attempts:</b>	0	vs. Texas State (11/22/46); 0 vs. West Texas A&M (9/27/46)
<b>Most Completions:</b>	56	vs. East Carolina (12/5/09)
<b>Fewest Completions:</b>	0	done six times; most recently vs. Detroit (10/8/55)
<b>Most Yards:</b>	771	vs. SMU (10/21/89)
<b>Fewest Yards:</b>	0	done six times; most recently vs. Detroit (10/8/55)
<b>Most Interceptions:</b>	7	vs. Ole Miss (10/22/66); 7 vs. USF (11/23/02)
<b>Most Times Sacked:</b>	11	vs. Texas A&M (10/26/91)

#### First Downs

<b>Most First Downs:</b>	42	at UTEP (10/3/09)
<b>Fewest First Downs:</b>	1	vs. Auburn (9/16/64); 1 vs. Hardin-Simmons (11/1/47)
<b>Most Rushing First Downs:</b>	29	vs. Rice (12/1/79); 29 vs. Tulsa (11/23/68)
<b>Fewest Rushing First Downs:</b>	0	vs. Alabama (10/13/62)
<b>Most Passing First Downs:</b>	31	at UTEP (10/3/09)
<b>Fewest Passing First Downs:</b>	0	vs. Auburn (9/16/64); 0 vs. Hardin-Simmons (11/1/47)
<b>Most Penalty First Downs:</b>	6	vs. Cincinnati (11/7/15)

#### Kickoff Returns

<b>Most Yards:</b>	266	vs. Louisville (11/22/03)
--------------------	-----	---------------------------

#### Punt Returns

<b>Most Yards:</b>	199	vs. Tulsa (11/5/66)
--------------------	-----	---------------------

#### Punting

<b>Most Punts:</b>	25	vs. Texas State (11/22/47)
<b>Fewest Punts:</b>	0	done many times; most recently at Memphis (10/30/10)
<b>Most Yards:</b>	849	vs. Texas State (11/22/47)
<b>Fewest Yards:</b>	0	done many times; most recently at Memphis (10/30/10)
<b>Most Punts Had Blocked:</b>	2	vs. Texas (11/10/79)

#### Fumbles

<b>Most Fumbles:</b>	11	vs. Detroit (9/28/51); 11 vs. Wichita State (10/1/49)
<b>Most Fumbles Lost:</b>	8	vs. Wichita State (10/1/49)

#### Penalties

<b>Most Penalties:</b>	23	vs. Arizona State (9/23/89)
<b>Fewest Penalties:</b>	0	vs. Texas A&M (10/10/81); 0 vs. Florida State (11/12/60); 0 vs. Texas Tech (10/6/51)
<b>Most Yards:</b>	236	vs. Arizona State (9/23/89)
<b>Fewest Yards:</b>	0	vs. Texas A&M (10/10/81); 0 vs. Florida State (11/12/60); 0 vs. Texas Tech (10/6/51)

### SINGLE-GAME DEFENSE

#### Scoring

<b>Fewest Points:</b>	0	done many times; most recently vs. Vanderbilt (10/31/15)
<b>Most Points (First Quarter):</b>	28	Memphis (10/18/03)
<b>Most Points (Second Quarter):</b>	42	Texas Tech (11/20/54)
<b>Most Points (Third Quarter):</b>	31	by SMU (10/18/12)
<b>Most Points (Fourth Quarter):</b>	30	Louisville (11/20/04)
<b>Most Points (First Half):</b>	48	Texas Tech (11/20/54)
<b>Most Points (Second Half):</b>	44	SMU (10/18/12)
<b>Fewest Touchdowns:</b>	0	done many times; most recently by Vanderbilt (10/31/15)
<b>Most Touchdowns:</b>	9	Louisville (11/22/03); 9 UCLA (10/4/97); 9 Michigan (9/26/92); 9 by Texas Tech (11/20/54)

#### First Downs

<b>Fewest First Downs:</b>	3	Texas State (11/22/47)
<b>Most First Downs:</b>	41	BYU (11/19/13)
<b>Fewest Rushing First Downs:</b>	0	done three times; most recently by Mississippi State (10/15/66)
<b>Most Rushing First Downs:</b>	24	by Rice (11/26/94)
<b>Fewest Passing First Downs:</b>	0	done many times; most recently by Army (10/10/98)
<b>Most Passing First Downs:</b>	21	BYU (10/19/13)
<b>Fewest Penalty First Downs:</b>	0	done many times; most recently at USF (11/1/14)
<b>Most Penalty First Downs:</b>	11	Minnesota (9/12/98)

#### Total Defense

<b>Fewest Plays:</b>	38	Louisiana-Lafayette (10/8/49)
<b>Most Plays:</b>	115	BYU (10/19/13)
<b>Fewest Yards:</b>	74	Mississippi State (10/4/69)
<b>Most Yards:</b>	782	TCU (10/25/03)

#### Rushing

<b>Fewest Attempts:</b>	17	by Louisville (10/25/97)
<b>Most Attempts:</b>	73	Texas A&M (10/12/63)
<b>Fewest Yards:</b>	-20	Mississippi State (10/4/69)
<b>Most Yards:</b>	445	Louisville (11/22/03)
<b>Most Touchdowns:</b>	7	Louisville (11/22/03); 7 Tulsa (10/13/51)

#### Passing

<b>Fewest Attempts:</b>	2	Texas A&M (10/12/57)
<b>Most Attempts:</b>	79	TCU (11/3/90)
<b>Fewest Completions:</b>	0	done two times; most recently by Tennessee (12/5/53)
<b>Most Completions:</b>	44	TCU (11/3/90)
<b>Fewest Yards:</b>	0	done three times; most recently by Air Force (9/13/08)
<b>Most Yards:</b>	690	TCU (11/3/90)
<b>Most Touchdowns:</b>	6	Mississippi (9/17/60)
<b>Most Quarterback Sacks:</b>	16	Wyoming (11/12/88)

#### Interceptions

<b>Most Interceptions:</b>	6	done four times; most recently vs. Rice (11/28/81)
<b>Most Interception Return Yards:</b>	198	vs. Texas (11/7/87)
<b>Most Touchdown Returns:</b>	4	vs. Texas (11/7/87)

2016 SEASON

COACHING STAFF

THE COUGARS

SEASON REVIEW

HISTORY & RECORDS





## LONG PLAYS

2016 SEASON

COACHING STAFF

THE COUGARS

SEASON REVIEW

HISTORY & RECORDS

### ALL PLAYS

1.	100	TD	<b>Brandon Wilson</b>	<b>KO Return</b>	<b>at Louisville</b>	<b>9/12/15</b>
	* 100	TD	Tyron Carrier	KO Return	Rice	10/27/11
	100	TD	Devin Mays	KO Return	at UCF	11/14/09
	100	TD	Ronnie Powledge	KO Return	Detroit	11/2/63
	100	TD	Ricky Wilson	KO Return	at Louisville	11/22/03
	100	TD	Donnie Avery	KO Return	East Carolina	9/29/07
	100	TD	Frank Ditta	INT Return	San Jose State	10/2/71
8.	99	TD	Tyron Carrier	KO Return	Rice	11/28/09
	* 99	TD	Bo Burris to Warren McVea	Pass	Washington State	9/23/66
	99	TD	Terry Peel to Robert Ford	Pass	Syracuse	9/19/70
	99	TD	Terry Peel to Robert Ford	Pass	San Diego State	10/14/72
12.	98	TD	Tyron Carrier	KO Return	at Tulsa	11/7/09
13.	97	TD	D.J. Hayden	INT Return	UTEP	10/27/12
	97	TD	Johnny Jackson	INT Return	Texas	11/7/87
15.	96	TD	William Jackson	INT Return	at UTSA	9/28/13
	96	TD	Antowain Smith	Rush	at Pittsburgh	9/14/96
17.	95	TD	Demarcus Ayers	KO Return	BYU	10/19/13
	95	TD	David Klingler to Manny Hazard	Pass	vs. Arizona State	12/1/90
	95	TD	Larry Jefferson	KO Return	Virginia Tech	10/12/73
20.	94	TD	<b>Brandon Wilson</b>	<b>KO Return</b>	<b>at UConn</b>	<b>11/21/15</b>
	94	TD	James Dixon	KO Return	Sam Houston State	9/26/87
22.	93	TD	Tyron Carrier	KO Return	Tulsa	11/15/08
	93	TD	Claude King	KO Return	at Miami (Fla.)	11/21/58
23.	92	TD	Jimmy Dickey	KO Return	at Villanova	10/22/54
	92	TD	Tyron Carrier	KO Return	SMU	10/24/09
	92	TD	Mike Smith	KO Return	at North Texas	10/24/98
	92	TD	Warren McVea	KO Return	at Florida State	11/20/65
28.	91	TD	Tyron Carrier	KO Return	at SMU	10/23/10
	91	TD	Donnie McGraw	Rush	at Rice	9/14/74
	* 91	TD	Paul Gipson	KO Return	Cincinnati	10/4/68

\* - opening kickoff

### RUSHING

1.	96	TD	Antowain Smith		at Pittsburgh	9/14/96
2.	91	TD	Donnie McGraw		at Rice	9/14/74
3.	87	TD	Anthony Alridge		Tulane	9/9/06
4.	86	TD	David Piland		at UCLA	9/15/12
5.	84		Reggie Cherry		at San Diego State	10/7/73
6.	83	TD	Emmett King		Rice	12/2/78
7.	81	TD	Boyd Tingle		McMurry	9/27/47
8.	80	TD	Marshall Johnson		at Florida State	11/4/72
	80	TD	Ken Bolin		Boston College	10/7/61
	80	TD	Ken Bolin		at Cincinnati	10/21/61
	80	TD	Donn Hargrove		at Detroit	10/9/53

### PASSING

1.	99	TD	Warren McVea from Bo Burris		Washington State	9/23/66
	99	TD	Robert Ford from Terry Peel		Syracuse	9/19/70
	99	TD	Robert Ford from Terry Peel		San Diego State	10/14/72
4.	95	TD	Manny Hazard from David Klingler		vs. Arizona State	12/1/90
5.	89	TD	<b>Markeith Ambles from Greg Ward, Jr.</b>		<b>at Cincinnati</b>	<b>12/6/14</b>
6.	87	TD	Brian Williams from André Ware		SMU	10/21/89
	87	TD	Willie Roberts from D.C. Nobles		Villanova	10/15/71
8.	86	TD	Ken Hebert from Bo Burris		Tampa	10/29/66
	86	TD	Anthony Alridge from Case Keenum		at Oregon	9/1/07
10.	84	TD	Charles Sims from Case Keenum		at UTEP	9/29/11
	84	TD	Vic Hampel from Bobby Clatterbuck		at Detroit	9/28/51
	84	TD	Kierrie Johnson from Case Keenum		at East Carolina	9/27/08

### KICKOFF RETURNS

1.	100	TD	<b>Brandon Wilson</b>		<b>at Louisville</b>	<b>9/12/15</b>
	100	TD	Tyron Carrier		Rice	10/27/11
	100	TD	Devin Mays		at UCF	11/14/09
	100	TD	Ronnie Powledge		Detroit	11/2/63
	100	TD	Ricky Wilson		at Louisville	11/22/03
	100	TD	Donnie Avery		East Carolina	9/29/07
7.	99	TD	Tyron Carrier		Rice	11/28/09
8.	98	TD	Tyron Carrier		at Tulsa	11/7/09
9.	95	TD	Demarcus Ayers		BYU	10/19/13
	95	TD	Larry Jefferson		Virginia Tech	10/12/73
11.	94	TD	<b>Brandon Wilson</b>		<b>at UConn</b>	<b>11/21/15</b>
	94	TD	James Dixon		Sam Houston State	9/26/87
13.	93	TD	Tyron Carrier		Tulsa	11/15/08
	93	TD	Claude King		at Miami (Fla.)	11/21/58

### PUNT RETURNS

1.	87	TD	Charles West		Southern Miss	11/9/96
2.	82	TD	Dick Spratt		at Florida State	9/17/66
	82	TD	Joe Lopasky		Auburn	9/21/63
4.	78	TD	Jamie Mouton		TCU	10/31/92
5.	76	TD	Damian Payne		at Tulane	11/10/11
6.	75	TD	Don Bean		at Mississippi	10/28/67
7.	74	TD	Patrick Edwards		at Memphis	10/30/10
8.	73	TD	Demarcus Ayers		at Tulane	10/16/15
9.	72	TD	Eric Herring		at Texas Tech	11/25/78
	72	TD	Jolly Hartsell		West Texas State	10/15/49
11.	71	TD	Ken Stegall		Montana	9/17/55
	71	TD	Max Clark		Texas A&I	9/18/48
13.	70	TD	Patrick Edwards		at Tulane	11/10/11

### INTERCEPTION RETURNS

1.	100	TD	Frank Ditta		San Jose State	10/2/71
2.	97	TD	D.J. Hayden		UTEP	10/27/12
	97	TD	Johnny Jackson		Texas	11/7/87
4.	96	TD	William Jackson		at UTSA	9/28/13
5.	89	TD	Paul Sweeten		Auburn	10/26/57
6.	78	TD	James Reddish		SMU	10/21/95
7.	76	TD	Pat Studstill		Wichita State	10/11/58
8.	75	TD	D.J. Hayden		at SMU	10/18/12
	75	TD	Willie Gaston		at TCU	10/23/04
	75	TD	Kenny Hill		Tulane	11/6/99

### FIELD GOALS

1.	53		Roman Anderson		at Texas A&M	10/26/91
	53		Dustin Bell		at Southern Miss	10/7/04
3.	52		Mike Waddell		at California	9/5/98
	52		Matt Hogan		UAB	10/13/12
5.	51		Kyle Bullard		UCF	10/2/14
	51		Matt Hogan		at Tulsa	11/7/09
	51		Roman Anderson		Baylor	10/7/89
	51		Chip Brownndyke		vs. Arkansas	10/26/85
	51		Chip Brownndyke		at Rice	11/30/85
10.	50		Matt Hogan		North Texas	10/6/12
	50		Matt Hogan		Texas State	9/1/12
	50		Jordan Mannisto		Texas Tech	9/26/09
	50		Randy Owens		Oklahoma State	11/24/51
	50		T.J. Lawrence		at UCF	11/5/05

### PUNTS

1.	84		Alan Neveux		at North Texas	11/12/49
2.	80		Ken Hebert		Mississippi State	10/15/66
3.	78		Jack Gwin		Stephen F. Austin	11/9/46
4.	77		Richie Leone		Louisiana Tech	9/8/12
5.	75		Ken Pridgeon		at Louisville	11/10/51
6.	74		Thery George		at Texas A&M	10/9/93
7.	73		Hal Roberts		San Diego State	10/14/72
	73		Randy Owens		at Wichita State	11/3/51
9.	72		Cody Avants		at Texas Tech	11/21/92
10.	71		Logan Piper		at Tulsa	10/3/15
	71		Chase Turner		Tulsa	11/15/08
	71		Simon Rodriguez		at Baylor	10/4/86
	71		Roy Wallace		North Texas	11/16/46



## OPPONENT LONG PLAYS

### ALL PLAYS

1.	100	TD	Jonathan Warzeka	KO Return	vs. Air Force	12/31/09
	100	TD	Keith Henderson	KO Return	at Texas Tech	11/24/84
	100	TD	Tim Morgan	KO Return	at Miami (Fla.)	10/17/75
4.	* 99	TD	Tyrone Wheatley	KO Return	at Michigan	9/26/92
5.	97	TD	Tyler Smith	Rush	Rice	10/27/11
	97	TD	Chiffon Allen	INT Return	Pittsburgh	9/13/97
	97	TD	Dickey Lyons	Punt Return	at Kentucky	11/12/66
	97	TD	Dorsey Gibson	Rush	Oklahoma State	10/17/53
9.	96	TD	John Eubanks	KO Return	at Southern Miss	10/7/04
	96	TD	LaTarence Dunbar	KO Return	at TCU	10/5/02
	96	TD	Johnny Square	KO Return	Colorado State	11/11/72
12.	95	TD	Rodney Blakshear from Robert Hall	Pass	Texas Tech	11/30/91
13.	94	TD	Ernest Gray from Lloyd Patterson	Pass	at Memphis	9/16/78
14.	93	TD	Danny Walters	INT Return	Arkansas	10/23/82
	93	TD	Derek Holloway	KO Return	Arkansas	10/25/80
	93	TD	Jay Hodgkin	KO Return	South Carolina	10/21/73
17.	92	TD	B.J. Johnson from Chris Simms	Pass	Texas	9/22/01
	92	TD	Damien Dodson from Scott Galbraith	Pass	Memphis	10/3/98
	92	TD	Gerald Ray from Johnny Unitas	Pass	at Louisville	11/10/51
20.	91	TD	Richard Nutt	Punt Return	North Texas	11/13/48

\* - opening kickoff

### RUSHING

1.	97	TD	Tyler Smith	Rice	10/27/11
	97	TD	Dorsey Gibson	Oklahoma State	10/17/53
3.	89	TD	Ben Cowins	Arkansas	10/23/76
4.	88	TD	Adrian Walker	at Texas	10/24/92
5.	87	TD	Tom Bailey	at Tulsa	11/30/74
6.	84		Darren Lewis	at Texas A&M	10/14/89
7.	82		Tony Jeffery	at TCU	10/31/87
8.	81	TD	Leeland McElroy	at Texas A&M	10/9/93
	81	TD	Harold Bartlett	at North Texas	11/15/47
10.	80	TD	Dennis Dixon	at Oregon	9/1/07
	80	TD	Corey Connally	TCU	9/29/01
	80	TD	Kevin Faulk	at LSU	9/7/96
	80	TD	Phil Spooner	at Florida State	11/20/65
	80	TD	Duncan MacCauley	Midwestern	11/24/50
	80	TD	Bill Cross	at West Texas State	10/30/48

### PASSING

1.	95	TD	Rodney Blakshear from Robert Hall	Texas Tech	11/30/91
2.	94	TD	Ernest Gray from Lloyd Patterson	at Memphis	9/16/78
3.	92	TD	B.J. Johnson from Chris Simms	Texas	9/22/01
	92	TD	Damien Dodson from Scott Galbraith	Memphis	10/3/98
	92	TD	Gerald Ray from Johnny Unitas	at Louisville	11/10/51
6.	88	TD	Sam McGuffie from Driphus Jackson	vs. Rice	9/29/12
	88	TD	Kyle McPherson from Matt Vogler	TCU	11/3/90
8.	85	TD	Pearce Pegros from Jeff Watson	Texas Tech	10/14/95
	85		James Whitmore from Mark Eldred	SMU	10/16/93
	85	TD	Lloyd Pate from Greg Cook	Cincinnati	10/4/68
	85	TD	Ed Weber from Ed Magdziak	William & Mary	11/18/50
12.	83	TD	Charles Morris from Glynn Griffing	Mississippi	10/14/61
13.	82	TD	Teofilo Riley from Qadry Anderson	Memphis	10/12/96
14.	80	TD	Quinton Smith from Chase Clement	at Rice	9/2/06
	80	TD	Matt Vogler to Cedric Jackson	SMU	10/16/93
	80	TD	James Sykes from Tommy Kramer	at Rice	11/27/76
	80	TD	Don Schmidt from Jack Kirkpatrick	at Texas Tech	11/20/54

### KICKOFF RETURNS

1.	100	TD	Jonathan Warzeka	vs. Air Force	12/31/09
	100	TD	Keith Henderson	at Texas Tech	11/24/84
	100	TD	Tim Morgan	at Miami (Fla.)	10/17/75
4.	* 99	TD	Tyrone Wheatley	at Michigan	9/26/92
5.	96	TD	John Eubanks	at Southern Miss	10/7/04
	96	TD	LaTarence Dunbar	at TCU	10/5/02
	96	TD	Johnny Square	Colorado State	11/11/72
8.	93	TD	Derek Holloway	Arkansas	10/25/80
	93	TD	Jay Hodgkin	South Carolina	9/21/73
10.	88	TD	Eric Booth	at Southern Miss	11/15/97
11.	86		Jessie McGuire	at Texas A&M	10/10/59
12.	85	TD	Dick Graham	at Oklahoma State	9/26/70

\* - opening kickoff

### PUNT RETURNS

1.	97	TD	Dickey Lyons	at Kentucky	11/12/66
2.	91	TD	Richard Nutt	North Texas	11/13/48
3.	89	TD	Marcus Rhoden	Mississippi State	9/18/65
4.	85	TD	Brian Murph	vs. Kansas	12/23/05
	85		Jim Francis	Centenary	9/20/47
6.	82	TD	Dez Bryant	at Oklahoma State	9/12/09
7.	78	TD	Kevin Faulk	at LSU	9/7/96
	78		Tyrone Williams	Texas Tech	11/23/85
	78	TD	Joe Vargo	Penn State	11/14/64
10.	77		Akeem Ayers	at UCLA	9/18/10
11.	71	TD	Dez Bryant	at Oklahoma State	9/6/08
12.	70	TD	Gary Cox	Rice	9/13/75

### INTERCEPTION RETURNS

1.	97	TD	Chiffon Allen	Pittsburgh	9/13/97
2.	93	TD	Danny Walters	Arkansas	10/23/82
3.	88		Jerry Hanifin	St. Bonaventure	9/23/50
4.	86	TD	Larry Brune	Rice	9/13/75
5.	85	TD	Falanda Newton	TCU	11/1/86
6.	84		Jason Frazier	at Army	10/6/01
7.	80	TD	Steve Higginbotham	Alabama	10/24/70
	80	TD	James Due	at Stephen F. Austin	11/8/47
9.	78	TD	Rich Sapienza	Villanova	11/17/56
10.	75	TD	Michael James	at Arkansas	10/12/91
	75		Frank Polito	Villanova	10/15/71
11.	71	TD	Charles Mitchell	at Mississippi State	10/10/09
12.	69	TD	Alvin NNabuife	SMU	11/19/05

### FIELD GOALS

1.	58		Cloyce Hinton	at Mississippi	11/7/70
2.	57		Jose Martinez	at UTEP	10/27/07
	57		Tony Franklin	at Texas A&M	12/3/77
4.	55		Ricky Gann	at Texas Tech	11/24/84
5.	53		Eric Lange	at Tulsa	9/5/92
6.	52		Chris Blewitt	vs. Pittsburgh	1/2/15
	52		Scott Grimes	Rice	9/4/99
	52		Scott Szeredy	at Texas	10/24/92
	52		Phil Dawson	Texas	11/11/95
	52		Lin Elliott	at Texas Tech	9/13/90
	52		Wayne Clements	Texas	11/11/89
	52		Steve Little	vs. Arkansas	10/22/77
13.	51		Chris Boswell	Rice	10/27/11
	51		Paul Martinez	Oregon	9/1/05
	51		Jeff Wilkinson	TCU	10/31/92
	51		Steve Rausch	vs. Arizona State	12/1/90
	51		Kendall Trainor	Arkansas	10/25/86
	51		James Hamrick	Rice	12/1/84
	51		Drew Edmiston	Louisiana-Lafayette	10/7/06
20.	50		Jake Elliott	Memphis	10/12/13
	50		Dan Miller	at Miami (Fla.)	9/19/81

### PUNTS

1.	78		Andrew Bayes	East Carolina	10/30/99
2.	74		Jarad Preston	East Carolina	11/9/02
	74		James Gargus	at TCU	10/29/83
	74		Dennis Vance	at Texas Tech	11/20/82
5.	72		Brian Schmitz	at North Carolina	10/16/99
6.	70		Luke Juist	Rice	10/13/07
	70		Charles Urbanovich	at Trinity	10/7/50
8.	69		Stephon Solomon	Texas Southern	11/24/07
	69		Tucker Phillips	at Rice	12/2/95
	69		Pete Raether	at Arkansas	10/12/91

2016 SEASON

COACHING STAFF

THE COUGARS

SEASON REVIEW

HISTORY & RECORDS



## RUSHING RECORDS

2016 SEASON

COACHING STAFF

THE COUGARS

SEASON REVIEW

HISTORY & RECORDS

### RUSHING YARDS - GAME

Rk.	Yds.	Player	Opponent	Date
1.	300	Joffrey Reynolds	East Carolina	11/9/02
2.	282	Anthony Evans	Army	9/18/04
282		Paul Gipson	Tulsa	11/23/68
4.	245	Robert Newhouse	Mississippi State	10/4/69
5.	237	Robert Newhouse	at Cincinnati	9/25/71
6.	231	Antowain Smith	Southern Miss	11/9/96
7.	230	Jim Strong	at Arizona	10/11/69
230		Paul Gipson	at Georgia	11/2/68
9.	229	Paul Gipson	Georgia	11/4/67
10.	226	Sloan Hood	at TCU	11/2/85
11.	225	Anthony Alridge	at SMU	11/11/06
12.	219	Jim Strong	Mississippi	10/25/69
13.	218	Chuck Weatherspoon	at Texas	11/5/88
14.	215	Jermaine Williams	at SMU	10/15/94
15.	212	Ketric Sanford	Tulane	11/6/99
16.	210	Charles Sims	North Texas	10/6/12
17.	209	Donald Jordan	Lamar	9/17/83
18.	207	Ted Heiskell	Idaho	11/16/68
207		Charles Sims	at Tulane	11/10/11
207		Chuck Weatherspoon	SMU	10/21/89
21.	205	Anthony Alridge	Rice	10/13/07
205		Anthony Alridge	at Oregon	9/1/07
205		Raymond Tate	Rice	12/1/84
24.	204	Anthony Alridge	at UTEP	10/27/07
204		Robert Newhouse	Utah	11/27/71
26.	201	Robert Newhouse	Virginia Tech	11/13/71
201		Joffrey Reynolds	Army	9/16/00
28.	200	Alois Blackwell	West Texas State	10/9/76
200		Leonard Parker	at Colorado State	11/10/73
200		Jim Strong	Florida State	11/29/69

### RUSHING YARDS - SEASON

Rk.	Yds.	Player	Att.	Year
1.	1,757	Robert Newhouse	277	1971
2.	1,597	Anthony Alridge	259	2007
3.	1,550	Paul Gipson	242	1968
4.	1,545	Joffrey Reynolds	316	2002
5.	1,293	Jim Strong	190	1969
6.	1,247	Bryce Beall	198	2008
7.	1,239	Antowain Smith	202	1996
8.	1,216	Nat "Puddin" Jones	222	1972
9.	1,199	Ketric Sanford	224	1999
10.	1,169	Alois Blackwell	213	1977
11.	1,149	Anthony Evans	236	2003
12.	1,146	Chuck Weatherspoon	119	1989
13.	1,123	Leonard Parker	224	1973
14.	1,108	<b>Greg Ward, Jr.</b>	<b>198</b>	<b>2015</b>
15.	1,100	Paul Gipson	187	1967
16.	1,097	Chuck Weatherspoon	158	1990
17.	1,095	Emmett King	183	1978
18.	1,063	Terald Clark	193	1979
19.	1,054	Ketric Sanford	222	1998
20.	1,049	Donald Jordan	191	1983
21.	1,037	Kenneth Farrow	186	2014
	1,037	Ryan Gilbert	170	2005
23.	1,036	Gene Shannon	143	1951
24.	1,019	Randy Love	205	1978
25.	1,004	Chuck Weatherspoon	118	1988
26.	988	John Housman	192	1974

### RUSHING YARDS - CAREER

Rk.	Yds.	Player	Att.	Years
1.	3,636	Ketric Sanford	743	1996-99
2.	3,247	Chuck Weatherspoon	395	1987-90
3.	3,098	Bryce Beall	553	2008-11
4.	2,975	Kenneth Farrow	560	2012-15
5.	2,961	Robert Newhouse	461	1969-71
6.	2,947	Joffrey Reynolds	618	1999-02
7.	2,769	Paul Gipson	447	1966-68
8.	2,595	Anthony Alridge	363	2005-07
9.	2,467	Alois Blackwell	428	1975-77
10.	2,370	Charles Sims	384	2009-12
11.	2,332	Gene Shannon	369	1949-51
12.	2,295	Anthony Evans	492	2001-05
13.	2,144	Terald Clark	456	1978-80
14.	2,120	Jackie Battle	441	2002-06

### RUSHING ATTEMPTS - GAME

Rk.	Att.	Player	Opponent	Date
1.	41	Joffrey Reynolds	Louisville	11/30/02
41		Joffrey Reynolds	East Carolina	11/9/02
3.	37	Paul Gipson	at Memphis	11/9/68
37		Paul Gipson	at Georgia	11/2/68
5.	36	Leonard Parker	at San Diego State	10/6/73
6.	35	Anthony Evans	East Carolina	11/6/04
35		Leonard Parker	at Colorado State	11/10/73
8.	34	Anthony Evans	Army	9/18/04
34		Joffrey Reynolds	Army	9/16/00
34		Leonard Parker	at Rice	9/9/72
34		Robert Newhouse	Florida State	10/30/7
12.	33	Paul Gipson	at Mississippi	10/26/68
33		Robert Newhouse	at Miami (Fla.)	12/5/70
33		Ketric Sanford	Pittsburgh	9/13/97
15.	32	Anthony Evans	at Army	11/15/03
32		Anthony Evans	UAB	11/29/03
17.	31	Anthony Alridge	SMU	11/4/07
31		Antowain Smith	Southern Miss	11/9/96

### RUSHING ATTEMPTS - SEASON

Rk.	Att.	Player	Year
1.	316	Joffrey Reynolds	2002
2.	277	Robert Newhouse	1971
3.	259	Anthony Alridge	2007
4.	242	Paul Gipson	1968
5.	236	Anthony Evans	2003
6.	224	Leonard Parker	1973
224		Ketric Sanford	1999
8.	222	Nat "Puddin" Jones	1972
222		Ketric Sanford	1998
10.	219	Terald Clark	1980
11.	213	Alois Blackwell	1977
12.	205	Randy Love	1978
13.	202	Antowain Smith	1996

### RUSHING ATTEMPTS - CAREER

Rk.	Att.	Player	Years
1.	743	Ketric Sanford	1996-99
2.	640	Joffrey Reynolds	1999-02
3.	553	Bryce Beall	2008-11
4.	560	Kenneth Farrow	2012-15
5.	552	Gerald Landry	1983-86
6.	492	Anthony Evans	2002-05
7.	472	Kevin Kolb	2003-06
8.	461	Robert Newhouse	1969-71
9.	459	Lionel Wilson	1980-83
10.	457	Dick Post	1964-66
11.	456	Terald Clark	1976-80
12.	447	Paul Gipson	1966-68
13.	441	Jackie Battle	2002-06
14.	428	Alois Blackwell	1975-77

### AVERAGE PER RUSH - GAME

Minimum 10 carries

Rk.	Avg. (Yds-Att)	Player	Opponent	Date
1.	20.7 (207-10)	Charles Sims	at Tulane	11/10/11
2.	19.9 (199-10)	Donn Hargrove	at Detroit	10/9/53
3.	19.8 (218-11)	Chuck Weatherspoon	at Texas	11/5/88
4.	17.3 (225-13)	Anthony Alridge	at SMU	11/11/06
5.	14.6 (161-11)	Chuck Weatherspoon	Texas	11/11/89
6.	14.29 (200-14)	Alois Blackwell	West Texas State	10/9/76
7.	14.27 (157-11)	Anthony Alridge	Texas Southern	11/24/07
8.	14.1 (141-10)	Emmett King	Utah	9/23/78
9.	13.8 (207-15)	Chuck Weatherspoon	SMU	10/21/89
10.	13.4 (147-11)	Emmett King	Rice	12/2/78

### AVERAGE PER RUSH - SEASON

Minimum 70 carries

Rk.	Avg.	Yds.-Rush	Player	Year
1.	10.1	965-95	Anthony Alridge	2006
2.	9.6	1,145-119	Chuck Weatherspoon	1989
3.	8.8	648-74	Warren McVea	1966
4.	8.5	1,004-118	Chuck Weatherspoon	1988
5.	7.6	845-111	Lamar Smith	1992
6.	7.5	110-834	Charles Sims	2011
7.	7.3	1,036-143	Gene Shannon	1951
8.	7.2	542-75	Ken Bolin	1960
9.	6.9	1,097-158	Chuck Weatherspoon	1990
10.	6.9	936-134	Max Clark	1950

### AVERAGE PER RUSH - CAREER

Rk.	Avg.	Player	Yds.	Att.	Years
1.	8.2	Chuck Weatherspoon	3,247	395	1987-90
2.	7.1	Anthony Alridge	2,595	363	2005-07
3.	6.7	Warren McVea	1,461	217	1965-67
4.	6.5	Jim Strong	1,936	298	1967-69
5.	6.4	Robert Newhouse	2,961	461	1968-71
6.	6.3	Gene Shannon	2,332	369	1949-51
7.	6.2	Charles Sims	2,370	384	2009-12
6.2		Paul Gipson	2,769	447	1966-68
9.	6.1	Marshall Johnson	1,587	258	1972-74
10.	5.8	Alois Blackwell	2,467	428	1975-77

### RUSHING TOUCHDOWNS - GAME

Rk.	Tds	Player	Opponent	Date
1.	5	Antowain Smith	Southern Miss	11/9/96
2.	4	<b>Greg Ward Jr.</b>	<b>SMU</b>	<b>10/8/15</b>
4		Kenneth Farrow	Tulsa	11/22/14
4		Bryce Beall	Tulane	9/25/10
4		Anthony Alridge	Rice	10/13/07
4		Joffrey Reynolds	East Carolina	11/9/02
7.	3	<b>Greg Ward Jr.</b>	<b>at SMU</b>	<b>11/28/14</b>
3		Kenneth Farrow	at UCF	10/24/15
3		<b>Greg Ward Jr.</b>	<b>at Tulane</b>	<b>10/16/15</b>
3		Kenneth Farrow	SMU	10/8/15
3		<b>Greg Ward Jr.</b>	<b>at Tulsa</b>	<b>10/3/15</b>
3		Charles Sims	UTEP	10/27/12
3		Charles Sims	at Rice	9/29/12
3		Jackie Battle	UCF	10/28/06
3		Jackie Battle	Grambling State	9/16/06
3		Jackie Battle	at Hawai'i	12/25/03
3		Anthony Evans	UAB	11/29/03
3		Bryce Beall	UTEP	9/10/10
3		Michael Hayes	UTEP	9/10/10
3		Bryce Beall	at SMU	10/18/08
3		Chris Robertson	Army	10/19/02
3		Joffrey Reynolds	Army	11/6/00
3		Ketric Sanford	Louisiana-Lafayette	9/18/99
3		Jay McGuire	at Louisville	10/25/97
3		Antowain Smith	at Louisiana-Lafayette	10/5/96
3		Jermaine Williams	at SMU	11/15/94
3		Chuck Weatherspoon	SMU	10/21/89
3		Chuck Weatherspoon	Tulsa	10/5/88
3		Gerald Landry	at Rice	11/30/85
3		Sloan Hood	Texas	11/9/85
3		Gerald Landry	at Rice	10/30/85
3		Raymond Tate	Rice	12/1/84
3		Donald Jordan	at Rice	9/1/83
3		Dwyane Love	TCU	10/30/82
3		John Newhouse	at Rice	1/21/79
3		Alois Blackwell	at TCU	10/29/77
3		Alois Blackwell	at Rice	11/27/76
3		Puddin Jones	New Mexico	11/18/72
3		Robert Newhouse	Virginia Tech	11/13/71
3		Jim Strong	Florida State	11/29/69
3		Jim Strong	at Tulsa	11/8/69
3		Paul Gipson	Tulsa	11/23/68
3		Ted Heiskell	Idaho	11/16/68
3		Paul Gipson	at Texas	9/21/68
3		Paul Gipson	Memphis	11/11/67
3		Warren McVea	at Kentucky	11/12/66
3		Bobby Brezina	Cincinnati	12/1/62
3		Gene Shannon	at Louisville	11/10/51
3		Gene Shannon	Villanova	10/27/51
3		Max Clark	William & Mary	11/18/50





## RUSHING RECORDS

### RUSHING TOUCHDOWNS • SEASON

Rk.	Tds	Player	Year
1.	21	<b>Greg Ward, Jr.</b>	2015
2.	15	Jackie Battle	2006
3.	14	Kenneth Farrow	2014
		Antowain Smith	1996
		Anthony Alridge	2007
6.	13	Paul Gipson	1968
		Bryce Beall	2008
8.	12	Kenneth Farrow	2015
		Robert Newhouse	1971
		Leonard Parker	1973
		Ketric Sanford	1999
		Bryce Beall	2010
13.	11	Charles Sims	2012
		Michael Hayes	2011
		Gene Shannon	1951
		Paul Gipson	1967
		Jim Strong	1969
		Tommy Mozisek	1970
		Alois Blackwell	1977
		Joffrey Reynolds	2002

### RUSHING TOUCHDOWNS • CAREER

Rk.	Tds	Player	Years
1.	39	Bryce Beall	2008-11
2.	34	Kenneth Farrow	2012-15
3.	31	Jackie Battle	2003-06
4.	29	<b>Greg Ward, Jr.</b>	2013 –
		Charles Sims	2009-12
6.	28	Ketric Sanford	1996-99
7.	27	Chuck Weatherspoon	1987-90
8.	25	Paul Gipson	1966-68
9.	23	Gene Shannon	1949-51
		Joffrey Reynolds	1999-02
		Case Keenum	2007-11
12	22	Anthony Alridge	2005-07
13.	21	Kevin Kolb	2003-06
		Alois Blackwell	1975-77
15.	20	Ted Heiskell	1968-70

### 300+ YARD GAMES • SEASON

Rk.	No.	Player	Years
1.	1	Joffrey Reynolds	2002

### 300+ YARD GAMES • CAREER

Rk.	No.	Player	Years
1.	1	Joffrey Reynolds	1998-02

### 200+ YARD GAMES • SEASON

Rk.	No.	Player	Years
1.	3	Anthony Alridge	2007
		Robert Newhouse	1971
		Jim Strong	1969
		Paul Gipson	1968
5.	1	Charles Sims	2012
		Charles Sims	2011
		Anthony Alridge	2006
		Anthony Evans	2004
		Joffrey Reynolds	2000
		Joffrey Reynolds	2002
		Ketric Sanford	1999
		Antowain Smith	1996
		Chuck Weatherspoon	1989
		Chuck Weatherspoon	1988
		Sloan Hood	1985
		Raymond Tate	1984
		Donald Jordan	1983
		Alois Blackwell	1976
		Leonard Parker	1973
		Robert Newhouse	1969
		Paul Gipson	1967

### 200+ YARD GAMES • CAREER

Rk.	No.	Player	Years
1.	4	Anthony Alridge	2005-07
		Robert Newhouse	1969-71
		Paul Gipson	1967-68
4.	3	Jim Strong	1968-69
5.	2	Charles Sims	2009-12
		Chuck Weatherspoon	1987-90
		Joffrey Reynolds	1999-02
8.	1	Anthony Evans	2002-05
		Ketric Sanford	1996-99
		Alois Blackwell	1975-77
		Raymond Tate	1984-86
		Donald Jordan	1982-83
		Antowain Smith	1995-96
		Sloan Hood	1984-86
		Leonard Parker	1971-73

### 100+ YARD GAMES • SEASON

Rk.	No.	Player	Years
1.	10	Robert Newhouse	1971
2.	9	Paul Gipson	1968
3.	8	Anthony Alridge	2007
4.	7	Kenneth Farrow	2014
		Ketric Sanford	1999
		Antowain Smith	1996
		Nat "Puddin" Jones	1972
8.	6	Chuck Weatherspoon	1990
		Chuck Weatherspoon	1989
		Alois Blackwell	1977
		Gene Shannon	1951
		Jim Strong	1969
		Emmett King	1978
14.	5	Robert Newhouse	1970
		Paul Gibson	1968
		Gene Shannon	2008
		Bryce Beall	2008
		Anthony Evans	2003
		Leonard Parker	1973
		John Housman	1974
		Donald Jordan	1983
		Ryan Gilbert	2005

### 100+ YARD GAMES • CAREER

Rk.	No.	Player	Years
1.	16	Robert Newhouse	1969-71
2.	15	Ketric Sanford	1996-99
		Chuck Weatherspoon	1987-90
4.	14	Paul Gipson	1967-68
5.	13	Joffrey Reynolds	1999-02
6.	12	Anthony Alridge	2005-07
7	11	Kenneth Farrow	2012-15
		Alois Blackwell	1975-77
9.	10	Gene Shannon	1949-51
10.	9	Bryce Beall	2008-11
		Antowain Smith	1995-96
		Jim Strong	1968-69
13.	8	Anthony Evans	2002-05
14.	7	Charles Sims	2009-12
		Terald Clark	1978-80
		Leonard Parker	1971-73
		Nat "Puddin" Jones	1971-72
18.	6	Sloan Hood	1984-86
		Emmett King	1976-78
		Reggie Cherry	1972-74
		Marshall Johnson	1972-74
		Tommy Mozisek	1970-71
		Warren McVea	1965-67
		Dick Post	1964-66
		Raymond Tate	1984-86
		Lamar Smith	1992-93

### 1,000+ YARD SEASONS

Rk.	No.	Player	Years
1.	3	Chuck Weatherspoon	1987-90
2.	2	Ketric Sanford	1996-99
		Paul Gipson	1967-68
3.	1	<b>Greg Ward Jr.</b>	2013 –
		Kenneth Farrow	2012-15
		Bryce Beall	2008-11
		Anthony Alridge	2005-07
		Ryan Gilbert	2004-05
		Anthony Evans	2002-05
		Antowain Smith	1995-96
		Joffrey Reynolds	1999-02
		Donald Jordan	1982-83
		Terald Clark	1978-80
		Randy Love	1976-78
		Emmett King	1976-78
		Alois Blackwell	1975-77
		Leonard Parker	1971-73
		Nat "Puddin" Jones	1971-72
		Robert Newhouse	1969-71
		Jim Strong	1968-69
		Gene Shannon	1949-51

2016 SEASON

COACHING STAFF

THE COUGARS

SEASON REVIEW

HISTORY & RECORDS



## 100-YARD RUSHING GAMES

2016 SEASON

COACHING STAFF

THE COUGARS

SEASON REVIEW

HISTORY & RECORDS

### 300-YARD GAMES (1)

Rk.	Yds.	Player	Att	TDs	Avg.	Opponent	Date
1.	300	Joffrey Reynolds	41	7	7.3	East Carolina	11/9/02

### 200-YARD GAMES (31)

Rk.	Yds.	Player	Att	TDs	Avg.	Opponent	Date
2.	282	Anthony Evans	34	2	8.3	Army	9/18/04
	282	Paul Gipson	29	3	9.7	Tulsa	11/23/68
4.	245	Robert Newhouse	23	2	10.7	Mississippi State	10/4/69
5	237	Robert Newhouse	31	1	7.6	at Cincinnati	9/25/71
6.	231	Antowain Smith	31	5	7.5	Southern Miss	11/9/96
7.	230	Paul Gipson	37	0	6.2	at Georgia	11/2/68
	230	Jim Strong	22	2	10.5	at Arizona	10/11/69
9.	229	Paul Gipson	29	1	7.9	Georgia	11/4/67
10.	226	Sloan Hood	22	2	10.3	at TCU	11/2/85
11.	225	Anthony Alridge	13	2	17.3	at SMU	11/11/06
12.	219	Jim Strong	23	0	12.1	Mississippi	10/25/69
13.	218	Chuck Weatherspoon	11	1	19.8	at Texas	11/5/88
14.	215	Jermaine Williams	25	3	8.6	at SMU	10/15/94
15.	212	Ketric Sanford	26	2	8.2	Tulane	11/6/99
16.	210	Charles Sims	21	1	10.0	North Texas	10/6/12
	210	Paul Gipson	33	2	6.4	Mississippi	10/26/68
18.	209	Donald Jordan	31	1	6.7	Lamar	9/17/83
19.	207	Ted Heiskell	22	3	9.4	Idaho	11/16/68
	207	Charles Sims	10	2	20.7	at Tulane	11/10/11
	207	Chuck Weatherspoon	15	3	13.8	SMU	10/21/89
22.	205	Anthony Alridge	24	4	8.6	Rice	10/13/07
	205	Anthony Alridge	22	1	9.3	at Oregon	9/1/07
	205	Raymond Tate	27	3	7.6	Rice	12/11/84
25.	204	Anthony Alridge	27	0	7.6	at UTEP	10/27/07
	204	Robert Newhouse	31	2	6.6	Utah	11/27/71
27.	201	Robert Newhouse	27	3	7.4	Virginia Tech	11/13/71
	201	Joffrey Reynolds	34	3	5.9	Army	9/16/00
29.	200	Alois Blackwell	14	2	14.3	West Texas State	10/9/76
	200	Leonard Parker	35	2	5.7	at Colorado State	11/10/73
	200	Jim Strong	22	3	9.1	Florida State	11/29/69

### 100-YARD GAMES (346)

Rk.	Yds.	Player	Att	TDs	Avg.	Opponent	Date
32.	199	Donn Hargrove	10	1	19.9	at Detroit	10/9/53
33.	198	Max Clark	18	3	11.0	William & Mary	11/18/50
34.	197	Joffrey Reynolds	29	2	6.8	Army	10/19/02
35.	195	Bryce Beall	19	3	10.3	UTEP	9/10/10
	195	Tommy Mozisek	24	0	8.1	Virginia Tech	11/13/71
37.	194	Antowain Smith	21	2	9.2	at Pittsburgh	9/14/96
38.	193	Paul Gipson	20	2	9.7	Idaho	11/18/67
39.	192	Dwyane Love	22	1	8.7	Lamar	9/25/82
	192	Robert Newhouse	34	1	5.6	Florida State	10/30/71
41.	187	Dick Post	24	1	7.8	at Kentucky	11/12/66
42.	184	Nat "Puddin" Jones	30	3	6.1	New Mexico	11/18/72
43.	183	Gene Shannon	14	2	13.1	at Detroit	9/28/51
44.	182	<b>Greg Ward, Jr.</b>	<b>20</b>	<b>3</b>	<b>9.1</b>	<b>at Tulsa</b>	<b>10/3/15</b>
	182	Robert Newhouse	22	0	8.3	at Alabama	10/23/71
46.	179	Ostell Miles	19	0	9.4	Arkansas	10/21/91
47.	178	Donnie McGraw	20	1	8.9	at Rice	9/14/74
	178	Chuck Weatherspoon	17	1	10.5	TCU	11/3/90
49.	177	Ketric Sanford	29	2	6.1	Memphis	10/3/98
50.	176	Bryce Beall	21	2	8.4	Tulane	11/8/08
	176	Raymond Tate	23	0	7.7	Texas Tech	11/23/85
52.	173	Paul Gipson	28	3	6.2	at Texas	9/21/68
53.	172	Dick Post	28	0	6.1	Utah	12/3/66
54.	170	Alois Blackwell	24	1	7.1	Miami (Fla.)	12/4/76
	170	Reggie Cherry	26	2	6.5	at Florida State	11/23/74
56.	169	Alois Blackwell	28	1	6.0	Baylor	10/1/77
57.	167	Kenneth Farrow	13	3	12.8	at UCF	10/24/15
	167	Bryce Beall	19	1	8.8	UTEP	11/22/08
	167	Teralld Clark	30	1	5.6	Texas Tech	11/23/79
60.	165	Anthony Evans	32	3	5.2	UAB	11/29/03
	165	Ketric Sanford	33	1	5.0	Pittsburgh	9/13/97
	165	Michael Simmons	23	2	7.2	at Louisville	9/28/85
63.	164	Paul Gipson	29	2	5.7	at Florida State	11/29/68
64.	163	Robert Newhouse	33	2	4.9	at Miami (Fla.)	12/5/70
65.	162	Mike Green	19	2	8.5	at Army	11/20/99

162	Nat "Puddin" Jones	24	0	6.8	at Virginia Tech	10/7/72	
162	Antowain Smith	26	3	6.2	at Louisiana-Lafayette	10/5/96	
68.	161	Emmett King	24	0	6.7	at SMU	10/21/78
	161	Lamar Smith	19	2	8.5	at Texas Tech	11/21/92
	161	Chuck Weatherspoon	11	1	14.6	Texas	11/11/89
71.	160	Alois Blackwell	29	0	5.5	Texas A&M	12/3/77
	160	TiAndre Sanders	18	0	8.9	Texas Tech	11/30/91
73.	159	Kenneth Farrow	19	2	8.4	at Tulsa	10/3/15
	159	John Housman	29	1	5.5	at Florida State	11/23/74
	159	Donald Jordan	18	0	8.8	at TCU	10/29/83
	159	Ketric Sanford	23	1	6.9	at Cincinnati	11/14/98
	159	Lamar Smith	19	0	8.4	at Texas	10/24/92
78.	158	Charles Sims	24	3	6.6	at Rice	9/29/12
	158	Lionel Wilson	31	0	5.1	TCU	10/30/82
	158	Warren McVea	12	1	13.2	Tulsa	11/5/66
81.	157	Anthony Alridge	11	2	14.3	Texas Southern	11/24/07
	157	Ketric Sanford	21	1	7.5	at North Carolina	10/16/99
	157	Gene Shannon	22	0	7.1	William & Mary	11/18/50
84.	156	Anthony Evans	35	1	4.5	East Carolina	11/6/04
85.	155	Anthony Alridge	5	2	31.0	Tulane	9/9/06
	155	Joffrey Reynolds	28	1	5.5	at Rice	8/31/02
	155	John Housman	26	1	6.0	at South Carolina	10/5/74
	155	Warren McVea	14	1	11.1	Michigan State	9/23/67
89.	154	Anthony Alridge	31	2	5.0	SMU	11/4/07
	154	Paul Gipson	22	3	7.0	Memphis	11/11/67
	154	Gene Shannon	17	3	9.1	at Louisville	11/10/51
92.	153	Alois Blackwell	20	3	7.7	at Rice	11/27/76
93.	152	Leonard Parker	36	2	4.2	at San Diego State	10/6/73
	152	Warren Ramsey	12	0	12.7	at Detroit	9/28/51
95.	151	Leonard Parker	24	2	6.3	Florida State	11/3/73
96.	149	Robert Newhouse	17	1	8.8	Wyoming	11/14/70
	149	Leonard Parker	31	1	4.8	at Cincinnati	9/25/71
	149	Joffrey Reynolds	41	0	3.6	Louisville	11/30/02

### American Athletic Conference Championship Game (Houston)

99.	148	<b>Greg Ward, Jr.</b>	<b>17</b>	<b>2</b>	<b>8.7</b>	<b>Temple</b>	<b>12/5/15</b>
	148	Warren McVea	14	3	10.6	at Kentucky	11/12/66
	148	Robert Newhouse	15	1	9.9	at Mississippi	11/7/70
	148	Joffrey Reynolds	26	1	5.7	at UAB	10/12/02
	148	Gene Shannon	26	3	5.7	Villanova	10/27/51
104.	147	Ryan Jackson	13	0	11.3	UNLV	9/20/14
	147	Chuck Weatherspoon	17	1	8.6	at Texas A&M	10/14/89
	147	Emmett King	11	1	13.4	Rice	12/2/78
	147	Robert Newhouse	23	0	6.4	at Rice	9/11/71
108.	146	Anthony Evans	25	1	5.8	Louisville	11/22/03
	146	Dyral Thomas	22	0	6.6	Utah	9/24/77
	146	Alois Blackwell	17	2	8.6	Miami (Fla.)	10/17/75
111.	145	Robert Newhouse	30	2	4.8	Miami (Fla.)	11/20/71
112.	144	Ryan Gilbert	23	1	6.3	Southern Miss	11/13/05
	144	Kevin Kolb	14	1	10.3	TCU	10/25/03
	144	Leif Penn	24	2	6.0	Tulane	11/4/00
	144	Ketric Sanford	27	2	5.3	Cincinnati	10/9/99
	144	Chuck Weatherspoon	17	2	8.5	TCU	10/29/88
	144	Marshall Johnson	20	0	7.2	Tulsa	11/30/74
118.	143	Joffrey Reynolds	29	0	4.9	Tulane	9/7/02
	143	Chuck Weatherspoon	15	1	9.5	Arkansas	10/28/89
	143	Brent Chinn	18	2	7.9	TCU	11/1/80
121.	142	Kimble Anders	16	0	8.9	Temple	11/14/87
	142	Emmett King	26	1	5.5	Florida State	9/30/78
	142	Alois Blackwell	20	2	7.1	Rice	11/26/77
124.	141	Emmett King	10	1	14.1	Utah	9/23/78
	141	John Housman	31	1	4.5	Cincinnati	10/25/74
126.	140	Anthony Evans	32	1	4.4	Army	11/15/03
	140	Chuck Weatherspoon	21	0	6.7	Arkansas	10/27/90
	140	Lionel Wilson	18	2	7.8	Utah State	9/26/81
	140	Paul Gipson	37	0	3.8	Memphis	11/9/68
130.	139	Ketric Sanford	21	2	6.6	Louisville	10/23/99
	139	Robert Newhouse	16	0	8.7	Villanova	10/15/71
132.	138	Kenneth Farrow	19	1	5.8	at Cincinnati	12/6/14
	138	Ketric Sanford	21	1	6.6	Tulane	11/21/98
	138	Antowain Smith	17	1	8.1	Memphis	10/12/96
	138	Donald Jordan	14	3	9.9	Rice	9/1/83
136.	137	Jackie Battle	22	0	6.2	Memphis	11/18/06



## 100-YARD RUSHING GAMES

137	Antowain Smith	21	0	6.5	Tulane	11/2/96
137	Jim Strong	29	1	4.7	Miami (Fla.)	11/1/69
139.	136 Jackie Battle	15	1	9.1	SMU	11/11/06
	136 Anthony Alridge	12	1	11.3	Tulsa	11/4/06
	136 Brent Chinn	25	1	5.4	Arkansas	10/25/80
	136 Alois Blackwell	17	2	8.0	Texas Tech	11/19/77
	136 Ted Heiskell	20	2	6.8	NC State	11/15/69
<b>Armed Forces Bowl (Fort Worth, Texas)</b>						
144.	135 Bryce Beall	22	1	6.1	Air Force	12/31/08
	135 Terald Clark	19	1	7.1	Arkansas	10/27/79
	135 Leonard Parker	24	1	5.6	South Carolina	9/21/73
147.	134 Ryan Gilbert	21	2	6.4	Tulsa	10/1/05
	134 Antowain Smith	17	2	7.9	SMU	10/21/95
149.	133 Ryan Gilbert	20	0	6.7	SMU	11/19/05
	133 Gerald Landry	29	2	4.6	TCU	10/29/83
151.	132 Aubrey Baker	14	1	9.4	Tulsa	12/2/50
152.	131 Anthony Alridge	9	1	14.6	UCF	10/28/06
	131 Chuck Weatherspoon	27	2	4.9	Texas A&M	10/13/90
	131 Terald Clark	30	0	4.4	SMU	10/18/80
	131 Paul Gipson	18	1	7.3	Cincinnati	10/4/68
	131 Jim Strong	22	1	6.0	Oklahoma State	10/12/68
	131 Max Clark	12	0	10.9	Louisiana-Lafayette	10/8/49
158.	130 Kenneth Farrow	13	1	10.0	Grambling State	9/6/14
	130 Bryce Beall	21	2	6.2	East Carolina	9/27/09
	130 Ryan Gilbert	17	2	7.6	Tulane	10/8/05
	130 Mike Green	24	1	5.4	North Carolina	10/16/99
	130 Tommy Mozisek	21	1	6.2	Alabama	10/24/70
	130 Bobby Brezina	15	3	8.7	Cincinnati	12/1/62
	130 Ken Stegall	12	0	10.8	Baylor	11/14/53
165.	129 Ryan Jackson	16	2	8.1	Tulane	11/24/12
	129 Mike Green	8	1	16.1	Louisiana-Lafayette	9/18/99
	129 Vaughn Inniss	29	0	4.4	Minnesota	9/27/97
	129 Michael Simmons	20	1	6.5	Tulsa	9/7/85
	129 Donnie McGraw	17	1	7.6	Tulsa	12/1/73
170.	128 Charles Sims	26	2	4.9	UAB	10/13/12
	128 Raymond Tate	22	1	5.8	Miami (Ohio)	9/15/84
172.	127 Ryan Gilbert	17	2	7.5	Sam Houston State	9/10/05
	127 Donald Jordan	27	0	4.7	Oregon	9/24/83
	127 Dallas Wiggins	25	1	4.7	Texas A&M	10/9/82
	127 Max Clark	17	0	7.5	Hardin-Simmons	10/20/50
176.	126 Chuck Weatherspoon	12	3	10.5	Tulsa	10/15/88
	126 Randy Love	19	1	6.6	Texas Tech	11/25/78
	126 D.C. Nobles	13	2	9.7	Wyoming	11/24/73
	126 Marshall Johnson	22	0	5.7	San Diego State	10/6/73
	126 Gene Shannon	15	1	8.4	Texas Tech	10/6/51
<b>Sheraton Hawai'i Bowl (Honolulu)</b>						
181.	125 Jackie Battle	19	3	6.6	at Hawai'i	12/25/03
	125 Sloan Hood	17	0	7.4	Oklahoma State	9/12/87
	125 Lionel Wilson	23	1	5.4	SMU	10/17/81
	125 Terald Clark	28	0	4.5	Baylor	10/5/79
	125 Leonard Parker	34	2	3.7	Rice	9/9/72
	125 Carlos Bell	22	2	5.7	Cincinnati	10/4/68
187.	124 Dallas Wiggins	18	2	6.9	Baylor	10/2/82
	124 Dick Post	16	1	7.8	Tulsa	11/5/66
	124 Gene Shannon	19	1	6.5	Trinity	10/7/50
190.	123 Michael Hayes	20	1	6.2	Memphis	10/30/10
	123 Bryce Beall	24	4	5.2	Tulane	9/25/10
<b>St. Jude Liberty Bowl (Memphis, Tenn.)</b>						
	123 Antowain Smith	19	1	6.5	Syracuse	12/27/96
	123 Chuck Weatherspoon	11	0	11.1	Eastern Washington	11/17/90
	123 Chuck Weatherspoon	11	1	11.1	Arizona State	9/23/89
	123 Emmett King	19	0	6.5	Arkansas	10/28/78
196.	122 Terrence Ganaway	10	2	12.2	Texas Southern	11/24/07
	122 Joffrey Reynolds	27	1	4.5	Memphis	11/2/02
	122 Antowain Smith	22	1	5.5	Florida	9/2/95
	122 John Newhouse	13	3	9.4	Rice	12/1/79
	122 Tommy Mozisek	22	2	5.5	Miami (Fla.)	11/20/71
	122 Frank Brewer	21	0	5.8	Florida State	11/3/62
202.	121 Ketric Sanford	14	1	8.6	Sam Houston State	8/31/96
	121 Chuck Weatherspoon	18	1	6.7	Texas Tech	9/13/90
	121 Randy Love	23	0	5.3	SMU	10/21/78
205.	120 Ryan Jackson	10	2	12.0	Southern	8/30/13

120	Chuck Weatherspoon	10	0	12.0	UNLV	9/8/90
120	Randy Love	31	2	3.9	Arkansas	10/28/78
120	Marshall Johnson	18	1	6.7	Tulsa	12/1/73
120	Marshall Johnson	7	1	17.1	Florida State	11/4/72
210.	119 <b>Greg Ward, Jr.</b>	16	0	7.4	<b>Cincinnati</b>	<b>11/7/15</b>
	119 Charles Sims	19	3	6.3	UTEP	10/27/12
	119 Lamar Smith	20	1	6.0	Michigan	9/25/93
	119 Leonard Parker	19	1	6.3	Virginia Tech	10/12/73
214.	118 Mike Green	19	1	6.2	Tulane	11/6/99
	118 Lamar Smith	24	0	4.9	Baylor	10/2/93
	118 Randy Love	12	1	9.8	TCU	11/4/78
	118 Ted Heiskell	16	0	7.4	Tulsa	11/8/69
	118 Frank Brewer	16	1	7.4	Tulsa	11/10/62
	118 Ken Bolin	10	0	11.8	Oregon State	10/1/60
	118 Don Caraway	10	2	11.8	Detroit	12/1/56
221.	117 John Housman	15	2	7.8	Virginia Tech	9/28/74
	117 Jim Strong	23	3	5.1	Tulsa	11/8/69
	117 Jim Strong	10	1	11.7	Memphis	11/9/68
	117 Don Brown	20	1	5.9	Wichita State	11/16/57
	117 Gene Shannon	22	1	5.3	Wichita State	11/3/51
	117 Max Clark	16	2	7.3	Midwestern	11/24/50
227.	116 Kenneth Farrow	21	4	5.5	Tulsa	11/22/14
	116 Anthony Evans	24	0	4.8	Southern Miss	11/8/03
	116 Joffrey Reynolds	27	1	4.3	Cincinnati	10/20/01
	116 Raymond Tate	24	1	4.8	Texas Tech	11/24/84
	116 Dwyane Love	21	1	5.5	Lamar	9/17/83
	116 Reggie Cherry	17	1	6.8	Cincinnati	10/25/74
	116 Bobby Rogers	11	2	10.5	Louisville	10/14/50
234.	115 Sloan Hood	22	0	5.2	Washington	9/22/84
	115 Alois Blackwell	23	3	5.0	TCU	10/29/77
	115 Paul Gipson	16	1	7.2	Tulane	9/14/68
237.	114 Joffrey Reynolds	17	1	6.7	Louisiana-Lafayette	9/14/02
	114 Joffrey Reynolds	19	1	6.0	Louisville	11/10/01
	114 Emmett King	21	0	5.4	Baylor	10/7/78
	114 Donnie McGraw	14	1	8.1	Wyoming	11/24/73
	114 Robert Newhouse	14	1	8.1	Wake Forest	11/21/70
	114 Tommy Mozisek	18	2	6.3	Tulsa	10/31/70
243.	113 Kenneth Farrow	14	1	8.1	UNLV	9/20/14
	113 Ketric Sanford	22	0	5.1	East Carolina	11/8/97
	113 Nat "Puddin" Jones	23	0	4.9	Mississippi State	10/28/72
246.	112 Kenneth Farrow	22	1	5.1	at USF	11/1/14
	112 Reggie Cherry	21	0	5.3	Colorado State	11/10/73
	112 Gene Shannon	12	1	9.3	St. Bonaventure	9/23/50
	112 Gene Shannon	10	1	11.2	Hardin-Simmons	10/22/49
250.	111 Brandon Wilson	22	2	5.0	Navy	11/27/15
	111 Charles Sims	12	2	9.3	at UTEP	9/29/11
	111 Anthony Alridge	17	2	6.5	UAB	10/20/07
	111 Chuck Weatherspoon	7	2	15.9	Rice	12/2/89
	111 Kimble Anders	21	1	5.3	Texas A&M	10/10/87
	111 Sloan Hood	18	2	6.2	Oklahoma State	9/20/86
	111 Donald Jordan	26	1	4.3	Texas Tech	11/19/83
	111 Bubba McGallion	25	0	4.4	Miami (Fla.)	10/17/75
	111 Nat "Puddin" Jones	21	0	5.3	Tulsa	9/23/72
	111 Robert Newhouse	23	2	4.8	Memphis	11/6/71
	111 Tommy Mozisek	17	1	6.5	Miami (Fla.)	12/5/70
	111 Billy Smith	5	1	22.2	Louisville	11/24/62
262.	110 Kenneth Farrow	18	2	6.1	at SMU	11/28/14
	110 Michael Hayes	20	0	5.5	UCF	11/5/10
	110 Lamar Smith	15	2	7.3	TCU	10/31/92
	110 Raymond Tate	19	0	5.8	TCU	11/2/85
	110 Dyrall Thomas	13	2	8.5	Rice	11/27/76
	110 Dick Post	10	0	11.0	Mississippi	10/3/64
	110 Don Flynn	9	0	12.2	Villanova	11/17/56
269.	109 Kenneth Farrow	27	0	4.0	at Louisville	9/12/15
	109 Ryan Jackson	22	1	5.0	Temple	9/7/13
	109 Bryce Beall	24	1	4.5	Rice	10/16/10
	109 Gary Mullins	12	1	9.1	Florida State	11/29/69
	109 Ted Heiskell	23	0	4.7	Oklahoma State	9/27/69
	109 Warren McVea	16	0	6.8	Memphis	11/11/67
	109 Paul Gipson	14	1	7.8	Wake Forest	9/29/67
276.	108 Jackie Battle	23	0	4.7	Oklahoma State	9/23/06
	108 Joffrey Reynolds	14	1	7.7	Memphis	10/13/01
	108 Ketric Sanford	22	1	4.9	North Texas	10/24/98

2016 SEASON

COACHING STAFF

THE COUGARS

SEASON REVIEW

HISTORY & RECORDS





## 100-YARD RUSHING GAMES

2016 SEASON

COACHING STAFF

THE COUGARS

SEASON REVIEW

HISTORY & RECORDS

108	Vaughn Inniss	21	0	5.1	Pittsburgh	9/13/97
108	Antowain Smith	24	2	4.5	Sam Houston State	8/31/96
281.	107 Bryce Beall	12	1	8.9	UAB	10/9/08
	107 Ketric Sanford	28	1	3.8	Army	11/20/99
	107 Ostell Miles	13	0	8.2	Illinois	9/21/91
	107 Sloan Hood	23	3	4.7	Texas	11/9/85
	107 Dick Post	14	0	7.6	Tulsa	10/11/64
	107 Aubrey Baker	10	1	10.7	Midwestern	11/24/50
287.	106 Kenneth Farrow	30	1	3.5	Cincinnati	11/7/15
	106 Kimble Anders	16	1	6.6	Sam Houston State	9/26/87
	106 Raymond Tate	19	0	5.6	Louisville	9/29/84
	106 Nat "Puddin" Jones	21	2	5.0	Florida State	11/4/72
	106 Jack Patterson	16	2	6.6	Baylor	11/14/53
292.	105 Charles Sims	15	2	7.0	SMU	10/24/09
	105 Anthony Alridge	23	1	4.6	Marshall	11/17/07
	105 Ketric Sanford	27	1	3.9	LSU	11/13/99
	105 Ketric Sanford	20	1	5.3	Cincinnati	10/19/96
	105 Bryce Beall	22	3	4.8	SMU	10/18/08
	105 Nat "Puddin" Jones	28	1	3.8	Cincinnati	11/25/72
	105 Tommy Mozisek	18	1	5.8	Alabama	10/23/71
	105 Ted Heiskell	18	0	5.8	Arizona	10/11/69
300.	104 Michael Hayes	10	1	10.4	at UTEP	9/29/11
	104 Gerald Landry	28	3	3.7	Rice	11/30/85
	104 David Barrett	25	1	4.2	Baylor	10/3/81
	104 Eddie Wright	13	0	8.0	TCU	11/1/80
	104 John Newhouse	16	0	6.5	Baylor	10/5/79
	104 John Newhouse	6	2	17.3	TCU	11/4/78
	104 Reggie Cherry	8	1	13.0	Miami (Fla.)	10/19/73
	104 Robert Newhouse	20	0	5.2	Florida State	11/26/70
<b>BBVA Compass Bowl (Fort Worth, Texas)</b>						
308.	103 Kenneth Farrow	22	2	4.7	vs. Pittsburgh	12/2/15
	103 Ryan Jackson	13	0	7.9	Tulsa	11/22/14
	103 Anthony Evans	20	2	5.2	Tulane	10/11/03
	103 Ketric Sanford	12	3	8.6	Louisiana-Lafayette	9/18/99
	103 Donald Douglas	16	2	6.4	SMU	10/19/91
	103 Terald Clark	25	0	4.1	Texas A&M	10/11/80
	103 Terald Clark	17	2	6.1	TCU	11/3/79
	103 Alois Blackwell	17	0	6.1	Texas Tech	11/20/76
	103 John Housman	18	0	5.7	Memphis	11/16/74
	103 Reggie Cherry	9	0	11.4	San Diego State	10/6/73
	103 Nat "Puddin" Jones	20	0	5.2	Colorado State	11/11/72
	103 Paul Gipson	14	1	7.4	Idaho	11/16/68
	103 Jim Strong	13	0	7.9	Tulane	9/14/68
	103 Paul Gipson	19	2	5.4	Florida State	9/15/67
	103 Warren McVea	15	1	6.9	Florida State	9/15/67
	103 Warren McVea	10	1	10.3	Utah	12/3/66
	103 Alan Neveu	12	2	8.6	Louisiana Tech	10/9/48
325.	102 Anthony Evans	26	0	3.9	UAB	11/13/04
	102 Terry Elston	10	1	10.2	Texas Tech	11/23/79
	102 Marshall Johnson	16	0	6.3	Cincinnati	10/25/74
	102 Marshall Johnson	16	0	6.4	South Carolina	10/5/74
	102 Reggie Cherry	23	1	4.4	South Carolina	9/21/73
330.	101 <b>Greg Ward, Jr.</b>	14	2	7.2	<b>Tennessee Tech</b>	<b>9/5/15</b>
	101 Joffrey Reynolds	20	0	5.1	Army	10/6/01
	101 Lamar Smith	11	1	9.2	Rice	11/28/92
	101 Terald Clark	24	1	4.2	Texas	11/8/80
	101 Danny Davis	19	0	5.3	SMU	10/16/76
	101 Donnie McGraw	24	1	4.2	Arizona State	9/7/74
	101 Quince Harris	15	0	6.7	Texas A&M	10/8/83
337.	100 Anthony Alridge	17	0	5.9	Alabama	10/6/07
	100 Sloan Hood	20	1	5.0	Texas Tech	11/23/85
	100 Dallas Wiggins	18	0	5.6	TCU	10/30/82
	100 Eddie Wright	21	1	4.8	New Mexico	9/5/81
	100 Alois Blackwell	21	1	4.8	Texas	11/5/77
	100 D.C. Nobles	13	1	7.7	Virginia Tech	10/12/73
	100 Robert Newhouse	21	1	4.8	Arizona State	9/18/71
	100 Jim Strong	19	1	5.3	NC State	11/15/69
	100 Dick Post	21	0	4.8	Washington State	9/23/66
	100 Gene Shannon	21	0	4.8	Oklahoma State	11/24/51

### 100+ YARD RUSHING / 300+ YARD PASSING (2)

Player	Rush	Pass	Opponent	Date
Kevin Kolb	144	434	TCU	10/25/03
Donald Douglas	103	319	SMU	10/19/91

### 100+ YARD RUSHING / 100+ YARD PASSING (10)

Player	Rush	Pass	Opponent	Date
Greg Ward, Jr.	119	161	Cincinnati	11/7/15
Greg Ward, Jr.	182	274	at Tulsa	10/3/15
Greg Ward, Jr.	101	275	Tennessee Tech	9/15/15
Kevin Kolb	144	434	TCU	10/25/03
Donald Douglas	103	319	SMU	10/19/91
Gerald Landry	104	144	Rice	11/30/85
Gerald Landry	133	142	TCU	10/29/83
Lionel Wilson	125	159	SMU	10/17/81
Lionel Wilson	140	110	Utah State	9/26/81
Gary Mullins	109	129	Florida State	11/29/69

### THREE 100+ YARD RUSHERS - GAME (2)


Players (Yards)	Opponent	Date
John Housman (141), Reggie Cherry (116), Marshall Johnson (102)	Cincinnati	10/25/74
Leonard Parker (152), Marshall Johnson (126), Reggie Cherry (103)	San Diego State	10/6/73

### TWO 100+ YARD RUSHERS - GAME (56)

Players (Yards)	Opponent	Date
Greg Ward, Jr. (119), Kenneth Farrow (106)	Cincinnati	11/7/15
Greg Ward, Jr. (182), Kenneth Farrow (159)	at Tulsa	10/3/15
Kenneth Farrow (116), Ryan Jackson (103)	Tulsa	11/22/14
Ryan Jackson (147), Kenneth Farrow (113)	UNLV	9/20/14
Charles Sims (111), Michael Hayes (104)	at UTEP	9/29/11
Anthony Alridge (157), Terrance Ganaway (122)	Texas Southern	11/24/07
Anthony Alridge (225), Jackie Battle (136)	SMU	11/1/106
Mike Green (162), Ketric Sanford (107)	Army	11/20/99
Ketric Sanford (212), Mike Green (118)	Tulane	11/6/99
Ketric Sanford (157), Mike Green (130)	North Carolina	10/16/99
Mike Green (129), Ketric Sanford (103)	Louisiana-Lafayette	9/11/99
Ketric Sanford (165), Vaughn Inniss (108)	Pittsburgh	9/13/97
Ketric Sanford (121), Antowain Smith (108)	Sam Houston State	8/31/96
Raymond Tate (176), Sloan Hood (100)	Texas Tech	11/23/85
Sloan Hood (226), Raymond Tate (110)	TCU	11/2/85
Michael Simmons (165), Mat Pierson (139)	Louisville	9/28/85
Donald Jordan (159), Gerald Landry (113)	TCU	10/29/83
Donald Jordan (209), Dwyane Love (116)	Lamar	9/17/83
Lionel Wilson (158), Dallas Wiggins (100)	TCU	10/30/82
Brent Chinn (143), Eddie Wright (104)	TCU	11/1/80
Terald Clark (167), Terry Elston (102)	Texas Tech	11/23/79
Terald Clark (125), John Newhouse (104)	Baylor	10/6/79
Emmett King (123), Randy Love (120)	Arkansas	10/28/78
Emmett King (161), Randy Love (121)	SMU	10/21/78
Alois Blackwell (153), Dyrall Thomas (110)	Rice	11/27/76
Alois Blackwell (146), Bubba McGallion (111)	Miami (Fla.)	10/17/75
Reggie Cherry (170), John Housman (159)	Florida State	11/23/74
John Housman (155), Marshall Johnson (101)	South Carolina	10/5/74
Donnie McGraw (129), Marshall Johnson (120)	Tulsa	12/1/73
D.C. Nobles (126), Donnie McGraw (114)	Wyoming	11/24/73
Leonard Parker (200), Reggie Cherry (112)	Colorado State	11/10/73
Leonard Parker (119), D.C. Nobles (100)	Virginia Tech	10/12/73
Leonard Parker (135), Reggie Cherry (102)	South Carolina	9/21/73
Marshall Johnson (120), Puddin' Jones (106)	Florida State	11/4/72
Robert Newhouse (145), Tommy Mozisek (122)	Miami (Fla.)	11/20/71
Robert Newhouse (201), Tommy Mozisek (195)	Virginia Tech	11/13/71
Robert Newhouse (182), Tommy Mozisek (105)	Alabama	10/23/71
Robert Newhouse (237), Leonard Parker (149)	Cincinnati	9/25/71
Robert Newhouse (163), Tommy Mozisek (111)	Miami (Fla.)	12/5/70
Jim Strong (200), Gary Mullins (109)	Florida State	11/29/69
Ted Heiskell (136), Jim Strong (100)	N.C. State	11/15/69
Ted Heiskell (118), Jim Strong (117)	Tulsa	11/8/69
Jim Strong (230), Ted Heiskell (105)	Arizona	10/11/69
Ted Heiskell (207), Paul Gipson (103)	Idaho	11/16/68
Paul Gipson (140), Jim Strong (117)	Memphis	11/9/68
Paul Gipson (131), Carlos Bell (125)	Cincinnati	10/4/68
Paul Gipson (115), Jim Strong (103)	Tulane	9/14/68
Paul Gipson (154), Warren McVea (109)	Memphis	11/11/67
Paul Gipson (103), Warren McVea (103)	Florida State	9/15/67
Dick Post (172), Warren McVea (103)	Utah	12/3/66
Dick Post (187), Warren McVea (148)	Kentucky	11/12/66
Warren McVea (158), Dick Post (124)	Tulsa	11/5/66
Ken Stegall (130), Jack Patterson (106)	Baylor	11/14/53
Gene Shannon (183), Warren Ramsey (152)	Detroit	9/28/51
Max Clark (117), Aubrey Baker (107)	Midwestern	11/24/50
Max Clark (198), Gene Shannon (157)	William & Mary	11/18/50

NO  
ONE  
COVERS  
THE  
FIELD  
LIKE

**UHCougars.com**



**CBS SPORTS  
NETWORK**

**PHOTOS | SCHEDULES | SCORES | LIVE | GAME STATS | HIGHLIGHTS**



## 100-YARD RUSHERS

2016 SEASON

COACHING STAFF

THE COUGARS

SEASON REVIEW

HISTORY & RECORDS

### ROBERT NEWHOUSE (16)

Yds.	Att.	TD	Opponent	Date
245	23	2	Mississippi State	10/4/69
237	31	1	Cincinnati	9/25/71
204	31	2	Utah	11/27/71
201	27	3	Virginia Tech	11/13/71
192	34	1	Florida State	10/30/71
182	22	0	Alabama	10/23/71
163	33	2	Miami (Fla.)	12/5/70
149	17	1	Wyoming	11/14/70
148	15	1	Mississippi	11/7/70
147	23	0	Rice	9/11/71
145	30	2	Miami (Fla.)	11/20/71
139	16	0	Villanova	10/15/71
114	14	1	Wake Forest	11/21/70
111	23	2	Memphis	11/6/71
104	20	0	Florida State	11/26/70
100	21	1	Arizona State	9/18/71

### KETRIC SANFORD (15)

212	26	2	Tulane	11/6/99
177	29	2	Memphis	10/3/98
165	33	1	Pittsburgh	9/13/97
159	23	1	Cincinnati	11/14/98
157	21	1	North Carolina	10/16/99
144	27	2	Cincinnati	10/9/99
138	21	1	Tulane	11/21/98
139	21	2	Louisville	10/23/99
121	14	1	Sam Houston State	8/31/96
113	22	0	East Carolina	11/8/97
108	22	1	North Texas	10/24/98
107	28	1	Army	11/20/99
105	27	1	LSU	11/13/99
105	20	1	Cincinnati	10/19/96
103	12	3	Louisiana-Lafayette	9/18/99

### CHUCK WEATHERSPOON (15)

218	11	1	Texas	11/5/88
207	15	3	SMU	10/21/89
178	17	1	TCU	11/3/90
161	11	1	Texas	11/11/89
147	17	1	Texas A&M	10/14/89
144	17	2	TCU	10/29/88
143	15	1	Arkansas	10/28/89
140	21	0	Arkansas	10/27/90
131	27	2	Texas A&M	10/13/90
126	12	3	Tulsa	10/15/88
123	11	0	Eastern Washington	11/17/90
123	11	1	Arizona State	9/23/89
121	18	1	Texas Tech	9/13/90
120	10	0	UNLV	9/8/90
111	7	2	Rice	12/2/89

### PAUL GIPSON (14)

282	29	3	Tulsa	11/23/68
230	37	0	Georgia	11/2/68
229	29	1	Georgia	11/4/67
210	33	2	Mississippi	10/26/68
193	20	2	Idaho	11/18/67
173	28	3	Texas	9/21/68
164	29	2	Florida State	11/29/68
154	22	3	Memphis	11/11/67
140	37	0	Memphis	11/9/68
131	18	1	Cincinnati	10/4/68
115	16	1	Tulane	9/14/68
109	14	1	Wake Forest	9/29/67
103	14	1	Idaho	11/16/68
103	19	2	Florida State	9/15/67

### JOFFREY REYNOLDS (13)

300	41	4	East Carolina	11/9/02
201	34	3	Army	9/16/00
197	29	2	Army	10/19/02
155	28	1	Rice	8/31/02
149	41	0	Louisville	11/30/02
148	26	1	UAB	10/12/02
143	29	0	Tulane	9/7/02
122	27	1	Memphis	11/2/02
116	27	1	Cincinnati	10/20/01
114	17	1	Louisiana-Lafayette	9/14/02
114	19	1	Louisville	11/10/01
108	14	1	Memphis	10/13/01
101	20	0	Army	10/6/01

### ANTHONY ALDRIDGE (12)

225	13	2	SMU	11/11/06
205	24	4	Rice	10/13/07
205	22	1	Oregon	9/1/07
204	27	0	UTEP	10/27/07
157	11	2	Texas Southern	11/24/07
155	5	2	Tulane	9/9/06
154	31	2	SMU	11/4/07
136	12	1	Tulsa	11/4/06
131	9	1	UCF	10/28/06
111	17	2	UAB	10/20/07
105	23	1	Marshall	11/17/07
100	17	0	Alabama	10/6/07

### ALOIS BLACKWELL (11)

200	14	2	West Texas State	10/9/76
170	24	1	Miami (Fla.)	12/4/76
169	28	1	Baylor	10/1/77
160	29	0	Texas A&M	12/3/77
153	20	3	Rice	11/27/76
146	17	2	Miami (Fla.)	10/17/75
142	20	2	Rice	11/26/77
136	17	2	Texas Tech	11/19/77
115	23	3	TCU	10/29/77
103	17	0	Texas Tech	11/20/76
100	21	1	Texas	11/5/77

### KENNETH FARROW (11)

167	13	3	at UCF	10/24/15
159	19	2	at Tulsa	10/3/15
138	19	1	at Cincinnati	12/6/14
130	13	1	Grambling State	9/6/14
116	21	4	Tulsa	11/22/14
113	14	1	UNLV	9/20/14
112	22	1	at USF	11/1/14
110	18	2	SMU	11/28/14
109	27	0	at Louisville	9/12/15
106	30	1	Cincinnati	11/7/15

### BBVA Compass Bowl (Fort Worth, Texas)

103	22	2	vs. Pittsburgh	1/2/15
-----	----	---	----------------	--------

### GENE SHANNON (10)

183	14	2	Detroit	9/28/51
157	22	0	William & Mary	11/18/50
154	17	3	Louisville	11/10/51
148	26	3	Villanova	10/27/51
126	15	1	Texas Tech	10/6/51
124	19	1	Trinity	10/7/50
117	22	1	Wichita State	11/3/51
112	12	1	St. Bonaventure	9/23/50
112	10	1	Hardin-Simmons	10/22/49
100	21	0	Oklahoma State	11/24/51

### BRYCE BEALL (9)

195	19	3	UTEP	9/10/10
176	21	2	Tulane	11/8/08
167	19	1	UTEP	11/22/08

### Bell Helicopter Armed Forces Bowl (Fort Worth, Texas)

135	22	1	Air Force	12/31/08
130	21	2	East Carolina	9/27/09
123	24	4	Tulane	9/25/10
109	24	1	Rice	10/16/10
107	12	1	UAB	10/9/08
105	22	3	SMU	10/18/08

### ANTOWAIN SMITH (9)

#### St. Jude Liberty Bowl (Memphis, Tenn.)

206	29	5	Southern Miss	11/9/96
194	21	2	Pittsburgh	9/14/96
162	26	3	Louisiana-Lafayette	10/5/96
138	17	1	Memphis	10/12/96
137	21	0	Tulane	11/2/96
134	17	2	SMU	10/21/95
123	19	1	Syracuse	12/27/96
122	22	1	Florida	9/13/95
108	24	2	Sam Houston State	8/31/96

### JIM STRONG (9)

230	22	2	Arizona	10/11/69
219	23	0	Mississippi	10/25/69
200	22	3	Florida State	11/29/69
137	29	1	Miami (Fla.)	11/1/69
131	22	1	Oklahoma State	10/12/68
117	23	3	Tulsa	11/8/69
117	10	1	Memphis	11/9/68
103	13	0	Tulane	9/14/68
100	19	1	NC State	11/15/69

### ANTHONY EVANS (8)

282	34	2	Army	9/18/04
165	32	3	UAB	11/29/03
156	35	1	East Carolina	11/6/04
146	25	1	Louisville	11/22/03
140	32	1	Army	11/15/03
116	24	0	Southern Miss	11/8/03
103	20	2	Tulane	10/11/03
102	26	0	UAB	11/13/04

### TERALD CLARK (7)

167	30	1	Texas Tech	11/23/79
135	19	1	Arkansas	10/27/79
131	30	0	SMU	10/18/80
125	28	0	Baylor	10/5/79
103	25	0	Texas A&M	10/11/80
103	17	2	TCU	11/3/79
101	24	1	Texas	11/8/80

### NAT "PUDDIN" JONES (7)

184	30	3	New Mexico	11/18/72
162	24	0	Virginia Tech	10/7/72
113	23	0	Mississippi State	10/28/72
111	21	0	Tulsa	9/23/72
106	21	2	Florida State	11/4/72
105	28	1	Cincinnati	11/25/72
103	20	0	Colorado State	11/11/72

### LEONARD PARKER (7)

200	35	2	Colorado State	11/10/73
152	36	2	San Diego State	10/6/73
151	24	2	Florida State	11/3/73
149	31	1	Cincinnati	9/25/71
135	24	1	South Carolina	9/21/73
125	34	2	Rice	9/9/72
119	19	1	Virginia Tech	10/12/73

### CHARLES SIMS (7)

210	21	1	North Texas	10/6/12
207	10	2	at Tulane	11/10/11
158	24	3	at Rice	9/29/12
128	26	2	UAB	10/13/12
119	19	3	UTEP	10/27/12
111	12	2	at UTEP	9/29/11
105	15	2	SMU	10/24/09

### REGGIE CHERRY (6)

170	26	6	Florida State	11/23/74
116	17	1	Cincinnati	10/25/74
112	21	0	Colorado State	11/10/73
104	8	1	Miami (Fla.)	10/19/73
103	9	0	San Diego State	10/6/73
102	23	1	South Carolina	9/21/73

### SLOAN HOOD (6)

226	22	2	TCU	11/2/85
125	17	0	Oklahoma State	9/12/87
115	22	0	Washington	9/22/84
111	18	2	Oklahoma State	9/20/86
107	23	3	Texas	11/9/85
100	20	1	Texas Tech	11/23/85

### MARSHALL JOHNSON (6)

144	20	0	Tulsa	11/30/74
126	22	0	San Diego State	10/6/73
120	18	1	Tulsa	12/1/73
120	7	1	Florida State	11/4/72
102	16	0	Cincinnati	10/25/74
102	16	0	South Carolina	10/5/74

### EMMETT KING (6)

161	24	0	SMU	10/21/78
147	11	1	Rice	12/2/78
142	26	1	Florida State	9/30/78
141	10	1	Utah	9/23/78
123	19	0	Arkansas	10/28/78
114	21	0	Baylor	10/7/78

### WARREN McVEA (6)

158	12	1	Tulsa	11/5/66
155	14	1	Michigan State	9/23/67
148	14	3	Kentucky	11/12/66
109	16	0	Memphis	11/11/67
103	15	1	Florida State	9/15/67
103	10	1	Utah	12/3/66

### TOMMY MOZISEK (6)

195	24	0	Virginia Tech	11/13/71
130	21	1	Alabama	10/24/70



## 100-YARD RUSHERS

**LAMAR SMITH (6)**

161	19	2	Texas Tech	11/21/92
159	19	0	Texas	10/24/92
119	20	1	Michigan	9/25/93
118	24	0	Baylor	10/2/93
110	15	2	TCU	10/31/92
101	11	1	Rice	11/28/92

**RYAN GILBERT (5)**

144	23	1	Southern Miss	11/13/05
134	21	2	Tulsa	10/1/05
133	20	0	SMU	11/19/05
130	17	2	Tulane	10/8/05
127	17	2	Sam Houston State	9/10/05

**TED HEISKELL (5)**

207	22	3	Idaho	11/16/68
136	20	2	NC State	11/15/69
118	16	0	Tulsa	11/8/69
109	23	0	Oklahoma State	9/27/69
105	18	0	Arizona	10/11/69

**JOHN HOUSMAN (5)**

159	29	1	Florida State	11/23/74
155	26	1	South Carolina	10/5/74
141	31	1	Cincinnati	10/25/74
117	15	2	Virginia Tech	9/28/74
103	18	0	Memphis	11/16/74

**RYAN JACKSON (5)**

147	13	0	UNLV	9/20/14
129	16	2	Tulane	11/24/12
120	10	2	Southern	8/30/13
109	22	1	Temple	9/7/13
103	13	0	Tulsa	11/22/14

**DONALD JORDAN (5)**

209	31	1	Lamar	9/17/83
159	18	0	TCU	10/29/83
138	14	3	Rice	9/1/83
127	27	0	Oregon	9/24/83
111	26	1	Texas Tech	11/19/83

**JACKIE BATTLE (4)**

137	22	0	Memphis	11/18/06
136	15	1	SMU	11/11/06
125	19	3	at Hawai'i	12/25/03
108	23	0	Oklahoma State	9/23/06

**MAX CLARK (4)**

198	18	3	William & Mary	11/18/50
131	12	0	Louisiana-Lafayette	10/8/49
127	17	0	Hardin-Simmons	10/20/50
117	16	2	Midwestern	11/24/50

**MIKE GREEN (4)**

162	19	2	Army	11/20/99
130	24	1	North Carolina	10/16/99
129	8	1	Louisiana-Lafayette	9/18/99
118	19	1	Tulane	11/6/99

**RANDY LOVE (4)**

126	19	1	Texas Tech	11/25/78
121	23	0	SMU	10/21/78
120	31	2	Arkansas	10/28/78
118	12	1	TCU	11/4/78

**DONNIE MCGRAW (4)**

178	20	1	Rice	9/14/74
129	17	1	Tulsa	12/1/73
114	14	1	Wyoming	11/24/73
101	24	1	Arizona State	9/7/74

**GREG WARD JR. (4)**

182	20	3	Tulsa	10/3/15
148	17	2	Temple	12/5/15
119	16	0	Cincinnati	11/7/15
101	14	2	Tennessee Tech	9/5/15

**KIMBLE ANDERS (3)**

142	16	0	Temple	11/14/87
111	21	1	Texas A&M	10/10/87
106	16	1	Sam Houston State	9/26/87

**MICHAEL HAYES (3)**

123	20	1	Memphis	10/30/10
110	20	0	UCF	11/5/10
104	10	1	at UTEP	9/29/11

**JOHN NEWHOUSE (3)**

122	13	3	Rice	12/1/79
104	16	0	Baylor	10/5/79
104	6	2	TCU	11/4/78

**GREG WARD, Jr. (3)**

182	20	3	at Tulsa	10/3/15
119	16	0	Cincinnati	11/7/15
101	14	2	Tennessee Tech	9/5/15

**DALLAS WIGGINS (3)**

127	25	1	Texas A&M	10/9/82
124	18	2	Baylor	10/2/82
100	18	0	TCU	10/30/82

**LIONEL WILSON (3)**

158	31	0	TCU	10/30/82
140	18	2	Utah State	9/26/81
125	23	1	SMU	10/17/81

**AUBREY BAKER (2)**

132	14	1	Tulsa	12/2/50
107	10	1	Midwestern	11/24/50

**FRANK BREWER (2)**

122	21	0	Florida State	11/3/62
118	16	1	Tulsa	11/10/62

**BRENT CHINN (2)**

143	18	2	TCU	11/1/80
136	25	1	Arkansas	10/25/80

**VAUGHN INNIS (2)**

129	29	0	Minnesota	9/27/97
108	21	0	Pittsburgh	9/13/97

**GERALD LANDRY (2)**

133	29	2	TCU	10/29/83
104	28	3	Rice	11/30/85

**DWYANE LOVE (2)**

192	22	1	Lamar	9/25/82
116	21	1	Lamar	9/17/83

**OSTELL MILES (2)**

179	19	0	Arkansas	10/12/91
107	13	0	Illinois	9/21/91

**D.C. NOBLES (2)**

126	13	2	Wyoming	11/24/73
100	13	1	Virginia Tech	10/12/73

**MICHAEL SIMMONS (2)**

165	2	23	Louisville	9/28/85
129	20	1	Tulsa	9/7/85

**DYRAL THOMAS (2)**

146	0	22	Utah	9/24/77
110	13	2	Rice	11/27/76

**EDDIE WRIGHT (2)**

104	13	0	TCU	11/1/80
100	21	1	New Mexico	9/5/81

**DAVID BARRETT (1)**

104	25	1	Baylor	10/3/81
-----	----	---	--------	---------

**CARLOS BELL (1)**

125	22	2	Cincinnati	10/4/68
-----	----	---	------------	---------

**KEN BOLIN (1)**

118	10	0	Oregon State	10/1/60
-----	----	---	--------------	---------

**BOBBY BREZINA (1)**

130	15	3	Cincinnati	12/1/62
-----	----	---	------------	---------

**DON BROWN (1)**

117	20	1	Wichita State	11/16/57
-----	----	---	---------------	----------

**DON CARAWAY (1)**

118	10	2	Detroit	12/1/56
-----	----	---	---------	---------

**DANNY DAVIS (1)**

101	19	0	SMU	10/16/76
-----	----	---	-----	----------

**DONALD DOUGLAS (1)**

103	16	2	SMU	10/19/91
-----	----	---	-----	----------

**TERRY ELSTON (1)**

102	10	1	Texas Tech	11/23/79
-----	----	---	------------	----------

**DON FLYNN (1)**

110	9	0	Villanova	11/17/56
-----	---	---	-----------	----------

**TERRANCE GANAWAY (1)**

122	10	2	Texas Southern	11/24/07
-----	----	---	----------------	----------

**DONN HARGROVE (1)**

199	10	1	Detroit	10/9/53
-----	----	---	---------	---------

**QUINCE HARRIS (1)**

101	15	0	Texas A&M	10/8/83
-----	----	---	-----------	---------

**KEVIN KOLB (1)**

144	14	1	TCU	10/25/03
-----	----	---	-----	----------

**BUBBA MCGALLION (1)**

111	25	9	Miami (Fla.)	10/17/75
-----	----	---	--------------	----------

**GARY MULLINS (1)**

109	12	1	Florida State	11/29/69
-----	----	---	---------------	----------

**ALAN NEVEUX (1)**

103	12	2	Louisiana Tech	10/9/48
-----	----	---	----------------	---------

**JACK PATTERSON (1)**

106	16	2	Baylor	11/14/53
-----	----	---	--------	----------

**LEIF PENN (1)**

144	24	2	Tulane	11/4/00
-----	----	---	--------	---------

**WARREN RAMSEY (1)**

152	12	0	Detroit	9/28/51
-----	----	---	---------	---------

**BOBBY ROGERS (1)**

116	11	2	Louisville	10/14/50
-----	----	---	------------	----------

**TiANDRE SANDERS (1)**

160	18	0	Texas Tech	11/30/91
-----	----	---	------------	----------

**BILLY SMITH (1)**

111	5	1	Louisville	11/24/62
-----	---	---	------------	----------

**KEN STEGALL (1)**

130	12	0	Baylor	11/14/53
-----	----	---	--------	----------

**JERMAINE WILLIAMS (1)**

215	25	3	SMU	10/15/94
-----	----	---	-----	----------



## PASSING RECORDS

2016 SEASON

COACHING STAFF

THE COUGARS

SEASON REVIEW

HISTORY & RECORDS

### PASSING YARDS - GAME

Rk.	Yds.	Player	C-A	Opponent	Date
<i>Tokyo Dome (Tokyo)</i>					
1.	716	David Klingler	41-70	vs. Arizona State	12/1/90
2.	613	Jimmy Klingler	46-71	Rice	11/28/92
3.	580	David Piland	53-77	Louisiana Tech	9/8/12
4.	572	David Klingler	41-58	Eastern Washington	11/17/90
5.	563	David Klingler	36-53	TCU	11/3/90
6.	559	Case Keenum	44-54	Southern Miss	10/31/09
7.	536	Case Keenum	51-76	at UTEP	10/3/09
8.	534	Case Keenum	24-37	Rice	10/27/11
9.	533	David Klingler	41-70	Texas Tech	11/30/91

### TicketCity Bowl (Fort Worth, Texas)

10.	532	Case Keenum	45-69	vs. Penn State	1/1/12
-----	-----	-------------	-------	----------------	--------

### Conference USA Championship (Greenville, N.C.)

11.	527	Case Keenum	56-75	at East Carolina	12/5/09
12.	522	Case Keenum	40-60	at Tulsa	11/7/09
13.	517	André Ware	25-41	SMU	10/21/89
14.	514	André Ware	33-53	Baylor	10/7/89
15.	510	David Klingler	36-57	Louisiana Tech	8/31/91
16.	503	André Ware	41-69	at Arizona State	9/23/89
17.	494	Case Keenum	30-54	at Rice	11/29/08
18.	488	Jimmy Klingler	28-57	Texas A&M	11/12/92
19.	480	Case Keenum	41-51	UTEP	11/22/08
20.	477	André Ware	42-63	at TCU	11/4/89
21.	475	André Ware	37-63	Texas Tech	11/25/89
22.	471	Case Keenum	30-46	at UTEP	9/29/11
	471	André Ware	39-53	Rice	9/24/88
24.	467	David Piland	28-47	at Southern Miss	11/20/10
25.	464	Jimmy Klingler	24-49	at Texas	10/24/92
26.	461	David Klingler	48-76	at SMU	10/20/90
27.	460	David Klingler	35-57	Baylor	11/5/91
28.	458	Case Keenum	26-41	at North Texas	9/10/11
29.	457	Case Keenum	33-46	at Tulsa	11/25/11
	457	David Klingler	34-51	Arkansas	10/27/90
31.	454	David Klingler	34-56	Rice	9/29/90
32.	450	David Dacus	34-58	at Rice	11/28/87
33.	441	David Piland	32-61	at Texas Tech	11/27/10
34.	435	Case Keenum	38-58	Texas Tech	9/26/09
	435	David Klingler	29-54	at Texas Tech	9/13/90
36.	434	Case Keenum	39-52	at Mississippi St.	10/10/09
	434	Kevin Kolb	17-36	TCU	10/25/03
38.	429	David Klingler	30-63	at TCU	11/23/91
39.	426	David Klingler	30-54	UNLV	9/8/90
40.	415	Case Keenum	29-34	Georgia State	9/24/11
41.	413	André Ware	30-45	Temple	9/30/89
42.	412	Jimmy Klingler	33-57	at Texas Tech	11/21/92
43.	411	André Ware	29-47	Texas	11/11/89
44.	407	Case Keenum	39-44	at UAB	11/5/11
45.	405	Case Keenum	29-39	Memphis	11/21/09
	405	David Klingler	35-68	at Baylor	10/6/90
47.	404	Case Keenum	28-36	at SMU	10/18/08
	404	André Ware	31-62	Baylor	10/3/87
49.	402	Case Keenum	24-37	Tulsa	11/15/08
50.	401	Chuck Clements	35-48	at TCU	10/7/95
	401	Case Keenum	37-45	at East Carolina	9/27/08
52.	400	André Ware	36-51	at Rice	12/2/89

### PASSING YARDS - SEASON

Rk.	Yds.	Player	Year
1.	5,671	Case Keenum	2009
2.	5,631	Case Keenum	2011
3.	5,140	David Klingler	1990
4.	5,020	Case Keenum	2008
5.	4,699	André Ware	1989
6.	3,818	Jimmy Klingler	1992
7.	3,809	Kevin Kolb	2006
8.	3,388	David Klingler	1991
9.	3,258	Kevin Kolb	2005
10.	3,131	Kevin Kolb	2003
11.	3,117	John O'Korn	2013
12.	2,929	David Piland	2012

13.	2,828	Greg Ward, Jr.	2015
14.	2,766	Kevin Kolb	2004
15.	2,696	Jason McKinley	2000
16.	2,641	Chuck Clements	1995
	2,641	David Piland	2010
18.	2,507	André Ware	1988
19.	2,437	Jason McKinley	1998
20.	2,417	Chuck Clements	1996
21.	2,259	Case Keenum	2007
22.	2,054	Nick Eddy	2002
23.	2,010	Greg Ward, Jr.	2014

### PASSING YARDS - CAREER

Rk.	Yds.	Player	Years
1.	19,217	Case Keenum	2007-11
2.	12,964	Kevin Kolb	2003-06
3.	9,430	David Klingler	1988-91
4.	8,694	Jason McKinley	1997-00
5.	8,202	André Ware	1987-89
6.	7,112	Chuck Clements	1993-96
7.	5,790	David Piland	2010-14
8.	5,243	Jimmy Klingler	1991-93
9.	5,148	Greg Ward, Jr.	2013 -
10.	4,512	Gerald Landry	1983-86
11.	4,095	Gary Mullins	1969-71
12.	4,068	John O'Korn	2013-14
13.	3,446	David Dacus	1987-88
14.	3,248	Bo Burris	1964-66
15.	3,077	Nick Eddy	2001-02
16.	3,049	Lionel Wilson	1980-83
17.	2,706	D.C. Nobles	1971-73
18.	2,702	Danny Davis	1976-78
19.	2,042	Ken Bailey	1967-69
20.	2,001	Bobby Clatterback	1951-53

### TOUCHDOWN PASSES - GAME

Rk.	Att.	Player	Opponent	Date
1.	11	David Klingler	Eastern Washington	11/17/90
2.	9	Case Keenum	Rice	10/27/11
	9	David Klingler	Louisiana Tech	8/31/91
4.	7	Jimmy Klingler	Rice	11/28/92
	7	David Klingler	at TCU	11/3/90
	7	David Klingler	Arkansas	10/27/90
	7	David Klingler	vs. Arizona State	12/1/90
	7	André Ware	Temple	9/30/90
8.	6	Case Keenum	Marshall	10/22/11
	6	Case Keenum	Tulsa	11/15/08
	6	André Ware	at TCU	11/4/89
	6	André Ware	SMU	10/21/89
	6	André Ware	Baylor	10/7/89
14.	5	John O'Korn	at Rutgers	10/26/13
	5	Crawford Jones	at Marshall	11/17/12
	5	Case Keenum	at Tulsa	11/25/11
	5	Case Keenum	at North Texas	9/10/11
	5	David Piland	at Memphis	10/30/10
	5	Case Keenum	Texas State	9/4/10
	5	Case Keenum	at East Carolina	12/5/09
	5	Case Keenum	Memphis	11/21/09
	5	Case Keenum	Southern Miss	10/31/09
	5	Case Keenum	at UTEP	10/3/09
	5	Case Keenum	at Rice	11/29/08
	5	Case Keenum	Southern	8/30/08
	5	Kevin Kolb	at UTEP	9/16/05
	5	Jason McKinley	at Cincinnati	11/14/98
	5	André Ware	at UNLV	9/2/89
	5	André Ware	Rice	11/26/88
	5	André Ware	at Texas	11/5/88
	5	Ken Bailey	at Florida	9/20/69
	5	Bo Burris	Oklahoma State	10/1/66
33.	4	Greg Ward, Jr.	Texas State	9/26/15
	4	John O'Korn	at UTSA	9/28/13
	4	David Piland	at East Carolina	11/3/12
	4	David Piland	Louisiana Tech	9/8/12

4	David Piland	at East Carolina	11/3/12
4	David Piland	Louisiana Tech	9/8/12
4	David Piland	at Southern Miss	11/20/10
4	David Piland	UCF	11/5/10
4	Case Keenum	at Mississippi State	10/10/09
4	Case Keenum	Northwestern State	9/5/09
4	Case Keenum	Tulane	11/8/08
4	Case Keenum	vs Air Force	9/13/08
4	Case Keenum	at Oklahoma State	9/6/08
4	Case Keenum	Oklahoma State	9/23/06
4	Kevin Kolb	TCU	10/25/03
4	Kevin Kolb	Mississippi State	9/20/03
4	Jason McKinley	at Memphis	10/21/00
4	Jason McKinley	Army	10/10/98
4	Chuck Clements	Memphis	10/12/96
4	Chuck Clements	at Pittsburgh	9/14/96
4	Danny Davis	TCU	10/30/76
4	D.C. Nobles	San Diego State	10/14/72
4	Gary Mullins	Wyoming	11/22/69
4	Bo Burris	Tampa	10/29/66
4	Dick Woodall	Wake Forest	9/9/67

### TOUCHDOWN PASSES - SEASON

Rk.	TDs	Player	Year
1.	54	David Klingler	1990
2.	48	Case Keenum	2011
3.	46	André Ware	1989
4.	44	Case Keenum	2009
	44	Case Keenum	2008
6.	32	Jimmy Klingler	1992
7.	30	Kevin Kolb	2006
8.	29	David Klingler	1991
9.	28	John O'Korn	2013
10.	25	André Ware	1988
	25	Kevin Kolb	2003
12.	24	David Piland	2010
13.	22	Bo Burris	1966
14.	21	Chuck Clements	1996

### TOUCHDOWN PASSES - CAREER

Rk.	TDs	Player	Years
1.	155	Case Keenum	2007-11
2.	91	David Klingler	1988-91
3.	85	Kevin Kolb	2003-06
4.	75	André Ware	1987-89
5.	46	Jason McKinley	1997-00
6.	43	Chuck Clements	1993-95
7.	41	David Piland	2010-13
8.	39	Jimmy Klingler	1991-93
9.	37	Gary Mullins	1969-71
10.	35	Bo Burris	1964-66
11.	34	John O'Korn	2013-14
12.	30	Greg Ward, Jr.	2013 -
13.	28	Gerald Landry	1983-86
	24	D.C. Nobles	1971-73
15.	22	Nick Eddy	2001-02
	22	Delrick Brown	1975-79
17.	21	David Dacus	1987-88
18.	20	Danny Davis	1976-78
19.	18	Ken Bailey	1967-69
20.	15	Dick Woodall	1965-67



## PASSING RECORDS

### PASS COMPLETIONS - GAME

Rk.	No.	Player	Opponent	Date
1.	56	Case Keenum	at East Carolina	12/5/09
2.	53	David Piland	vs. Louisiana Tech	9/8/12
3.	51	Case Keenum	at UTEP	10/3/09
4.	48	David Klingler	at SMU	10/20/90
5.	46	Jimmy Klingler	Rice	11/28/92
<b>TicketCity Bowl (Fort Worth, Texas)</b>				
7.	45	Case Keenum	vs. Penn State	1/1/12
7.	44	Case Keenum	Southern Miss	10/31/09
8.	42	Jimmy Klingler	TCU	10/31/92
	42	André Ware	at TCU	11/4/89
10.	41	Case Keenum	Southern Miss	12/3/11
41	Case Keenum	UTEP		11/22/08
41	David Klingler	at TCU		11/23/91
41	David Klingler	vs. Arizona State		12/1/90
41	David Klingler	Eastern Washington		11/17/90
41	André Ware	at Arizona State		9/23/89
16.	40	Case Keenum	at Tulsa	11/7/09
17	39	Case Keenum	at UAB	11/5/11
39	Case Keenum	at Mississippi State		10/10/09
39	André Ware	Rice		11/26/88
20.	38	Case Keenum	Texas Tech	9/26/09
38	Case Keenum	at Colorado State		9/20/08
22.	37	Case Keenum	at East Carolina	9/27/08
37	André Ware	Texas Tech		11/25/89
24.	36	David Klingler	TCU	11/3/90
36	David Dacus	at Temple		11/14/87
26.	35	Case Keenum	at Oklahoma State	9/6/08
27.	34	Case Keenum	vs Air Force	9/13/08
33	Case Keenum	at Tulsa		11/25/11
33	Case Keenum	at UCF		11/14/09
33	Case Keenum	at Tulane		10/17/09
33	Case Keenum	Southern		8/30/08
33	Jason McKinley	at Memphis		10/21/00
33.	32	David Piland	UAB	10/13/12
32	David Piland	at Texas Tech		11/27/10
32	Case Keenum	at Oklahoma State		9/12/09
32	Kevin Kolb	at UTEP		9/16/05
32	Kelly Robertson	UAB		11/17/01
32	Jason McKinley	at Rice		9/2/00
39.	31	Crawford Jones	at Marshall	11/17/12
31	David Piland	North Texas		10/6/12
31	Jason McKinley	Army		9/16/10
42.	30	Greg Ward, Jr.	Tulane	11/8/14
30	John O'Korn	at BYU		9/11/14
30	Case Keenum	SMU		11/19/11
30	Case Keenum	East Carolina		10/8/11
30	Case Keenum	at UTEP		9/29/11
30	Case Keenum	UCLA		9/3/11
30	David Piland	Mississippi State		10/9/10
30	Case Keenum	at Rice		11/29/08
30	Jason McKinley	at Cincinnati		10/7/00

### PASS COMPLETIONS - SEASON

Rk.	No.	Player	Year
1.	492	Case Keenum	2009
2.	428	Case Keenum	2011
3.	397	Case Keenum	2008
4.	374	David Klingler	1990
5.	365	André Ware	1989
6.	303	Jimmy Klingler	1992
7.	292	Kevin Kolb	2006
8.	278	David Klingler	1991
9.	259	John O'Korn	2013
10.	256	David Piland	2012
11.	254	Kevin Kolb	2005
12.	251	Jason McKinley	2000
13.	245	Chuck Clements	1995
14.	232	Greg Ward, Jr.	2015
15.	223	Chuck Clements	1996
16.	220	Kevin Kolb	2003
17.	218	Jason McKinley	1998
18.	213	Jolly Hartsell	1950
19.	212	André Ware	1988
20.	201	David Piland	2010

### PASS COMPLETIONS - CAREER

Rk.	No.	Player	Years
1.	1,546	Case Keenum	2007-11
2.	964	Kevin Kolb	2003-06
3.	783	Jason McKinley	1997-00
4.	726	David Klingler	1988-91
5.	683	Chuck Clements	1993-96
6.	660	André Ware	1987-89
7.	478	David Piland	2010-13
8.	428	Greg Ward, Jr.	2013 -
	428	Jimmy Klingler	1991-93
10.	349	John O'Korn	2013-14
11.	326	Gerald Landry	1983-86
12.	291	David Dacus	1987-88
13.	233	Jolly Hartsell	1948-50
	233	Nick Eddy	2001-02
15.	205	Lionel Wilson	1980-83
16.	203	Bo Burris	1964-66

### PASS ATTEMPTS - GAME

Rk.	Att.	Player	Opponent	Date
1.	77	David Piland	vs. Louisiana Tech	9/8/12
2.	76	Case Keenum	at UTEP	10/3/09
	76	David Klingler	at SMU	10/20/90
4.	75	Case Keenum	at East Carolina	12/5/09
5.	71	Jimmy Klingler	Rice	11/28/92
6.	70	David Klingler	Texas Tech	11/30/91
	70	David Klingler	vs. Arizona State	12/1/90
<b>TicketCity Bowl (Fort Worth, Texas)</b>				
8.	69	Case Keenum	vs. Penn State	1/1/12
	69	André Ware	at Arizona State	9/23/89
9.	68	David Klingler	at Baylor	10/6/90
10.	67	Case Keenum	Southern Miss	12/3/11
11.	66	Chuck Clements	Cincinnati	11/13/93
12	65	Jimmy Klingler	TCU	10/31/92
13.	63	André Ware	at TCU	11/23/91
	63	André Ware	Texas Tech	11/25/89
15.	62	André Ware	Baylor	10/3/87
16.	61	David Piland	at Texas Tech	11/27/10
	61	Case Keenum	at Oklahoma State	9/6/08
	61	André Ware	at Texas Tech	11/19/88
19.	60	David Piland	at UCLA	9/15/12
	60	Case Keenum	at Tulsa	11/7/09
21.	58	Kelly Robertson	UAB	11/17/01
	58	Case Keenum	Texas Tech	9/26/09
	58	David Klingler	Eastern Washington	11/17/90
	58	David Dacus	at Rice	11/28/87
25.	57	David Piland	Mississippi State	10/9/10
	57	Case Keenum	vs Air Force	9/13/08
27.	56	Nick Eddy	at Southern Miss	10/21/01
	56	Case Keenum	at UCF	11/14/09
	56	David Klingler	UNLV	9/29/90
30.	55	Case Keenum	at Colorado State	9/20/08
31.	54	Case Keenum	at Rice	11/29/08
	54	Case Keenum	Southern Miss	10/31/09
33.	53	Jason McKinley	at LSU	9/9/00
34.	52	John O'Korn	at BYU	9/11/14
	52	Case Keenum	at Mississippi State	10/10/09
36.	51	Case Keenum	UTEP	11/22/08
	51	David Piland	at East Carolina	11/3/12
38.	50	Kevin Kolb	at UTEP	9/16/05
	50	Jason McKinley	Army	10/10/98
	50	Jason McKinley	at Memphis	10/21/00

### PASS ATTEMPTS - SEASON

Rk.	Att.	Player	Year
1.	700	Case Keenum	2009
2.	643	David Klingler	1990
3.	603	Case Keenum	2011
4.	589	Case Keenum	2008
5.	578	André Ware	1989
6.	504	Jimmy Klingler	1992
7.	498	David Klingler	1991
8.	448	David Piland	2012
9.	446	John O'Korn	2013
10.	437	Chuck Clements	1995
11.	432	Kevin Kolb	2006
12.	428	Jason McKinley	2000
13.	420	Kevin Kolb	2005
14.	386	Jason McKinley	1998
15.	360	Kevin Kolb	2003
16.	356	André Ware	1988
17.	354	Chuck Clements	1996
18.	353	Kevin Kolb	2004
19.	345	Greg Ward, Jr.	2015
	345	David Piland	2010
21.	314	Jason McKinley	1997

### PASS ATTEMPTS - CAREER

Rk.	Att.	Player	Years
1.	2,229	Case Keenum	2007-11
2.	1,565	Kevin Kolb	2003-06
3.	1,388	Jason McKinley	1997-00
4.	1,262	David Klingler	1988-91
5.	1,192	Chuck Clements	1993-96
6.	1,074	André Ware	1987-89
7.	833	David Piland	2010-13
8.	754	Jimmy Klingler	1991-93
9.	708	Gerald Landry	1983-86
10.	637	Greg Ward, Jr.	2013 -
	619	John O'Korn	2013-14
12.	509	Gary Mullins	1969-71
13.	503	David Dacus	1987-88
14.	447	Nick Eddy	2001-02
15.	440	Bo Burris	1964-66
16.	426	Lionel Wilson	1980-83
17.	393	D.C. Nobles	1971-73
18.	352	Danny Davis	1976-78
19.	348	Gary Mullins	1970-71
20.	310	Don Sessions	1959-61
21.	299	Bobby Clatterback	1951-53
22.	267	Kelly Robertson	2001

2016 SEASON

COACHING STAFF

THE COUGARS

SEASON REVIEW

HISTORY & RECORDS





## PASSING RECORDS

2016 SEASON

COACHING STAFF

THE COUGARS

SEASON REVIEW

HISTORY & RECORDS

### PASSING EFFICIENCY - GAME

Minimum 15 attempts

Rk.	Eff.	Player	C-A	Yds.	TD	INT
1.	273.73	Gary Mullins vs. Wyoming (11/22/69)	8-16	269	4	0
2.	269.23	Case Keenum vs. Marshall (10/22/11)	24-28	376	6	0
3.	265.34	David Piland at Memphis (10/30/10)	20-23	292	5	0
4.	261.65	Bo Burris vs. Tampa (10/29/66)	8-16	246	4	0
5.	260.96	Case Keenum vs. Rice (10/27/11)	24-37	534	9	1
6.	256.45	David Dacus vs. Tulsa (10/15/88)	20-25	368	4	0
7.	<b>253.41</b>	<b>Greg Ward, Jr.</b> vs. Texas State (9/26/15)	<b>17-21</b>	<b>274</b>	<b>4</b>	<b>0</b>
8.	253.40	Blake Joseph vs. Rice (10/13/07)	11-18	318	3	1
9.	250.26	Dick Woodall vs. Wake Forest (9/29/67)	11-17	266	4	2
10.	238.71	Case Keenum vs. Texas State (9/4/10)	17-22	274	5	2
11.	236.92	John O'Korn at Rutgers (10/26/13)	24-30	364	5	0
12.	236.47	Chuck Clements vs. Memphis (10/12/96)	18-24	328	4	1
13.	221.19	Case Keenum vs. Northwestern State (9/5/09)	23-30	359	4	0
14.	216.04	Kevin Kolb vs. Oklahoma State (9/23/06)	21-28	313	4	0
15.	211.39	D.C. Nobles vs. New Mexico (11/18/72)	15-19	221	2	0
16.	213.31	Gerald Landry vs. Texas Tech (11/19/83)	17-26	340	3	0
17.	210.31	André Ware vs. SMU (10/21/89)	25-41	517	6	1
18.	209.64	Case Keenum vs. Tulsa (11/15/08)	24-37	402	6	0
<b>Tangerine Bowl (Orlando, Fla.)</b>						
19.	209.51	Billy Roland vs. Miami (Ohio) (12/22/62)	11-17	199	3	1
20.	209.22	David Klingler vs. Eastern Washington (11/17/90)	41-58	572	11	2
21.	207.66	Bo Burris vs. Mississippi (11/6/65)	9-19	284	2	0
22.	207.46	Kevin Kolb vs. Mississippi State (9/20/03)	20-29	321	4	0
23.	207.24	Case Keenum vs. Georgia State (9/24/11)	29-34	415	2	0
24.	207.02	David Husmann vs. Tulsa (11/29/75)	12-20	256	3	1
25.	204.14	Case Keeum at Tulane (11/10/11)	22-29	325	3	0
26.	203.90	Case Keenum vs. Memphis (11/21/09)	29-39	405	5	0
27.	<b>202.29</b>	<b>Greg Ward, Jr.</b> vs. SMU (10/8/15)	<b>16-18</b>	<b>243</b>	<b>0</b>	<b>0</b>
28.	201.20	Kevin Kolb vs. Rice (8/30/03)	17-22	246	2	0
29.	201.02	Nick Eddy vs. Army (10/19/02)	18-24	266	3	1

### PASSING EFFICIENCY - SEASON

Minimum 100 attempts

Rk.	Eff.	Player	C-A	Yds.	TD	INT	Year
1.	174.0	Case Keenum	428-603	5,631	48	5	2011
2.	162.7	Kevin Kolb	292-432	3,809	30	4	2006
3.	159.9	Case Keenum	397-589	5,020	44	11	2008
4.	154.8	Case Keenum	492-700	5,671	44	15	2009
5.	<b>154.6</b>	<b>Greg Ward, Jr.</b>	<b>177-264</b>	<b>2,010</b>	<b>12</b>	<b>7</b>	<b>2014</b>
6.	153.8	Kevin Kolb	220-360	3,131	25	6	2003
7.	152.5	André Ware	365-578	4,699	46	15	1989
8.	150.3	Blake Joseph	100-155	1,324	9	4	2007
9.	<b>148.9</b>	<b>Greg Ward, Jr.</b>	<b>232-345</b>	<b>2,828</b>	<b>17</b>	<b>6</b>	<b>2015</b>
10.	147.6	Case Keenum	187-273	2,259	14	10	2007
11.	146.8	David Klingler	374-654	5,140	54	20	1990
12.	144.8	David Klingler	68-114	865	8	1	1989
13.	142.0	Dick Woodall	65-132	1,224	12	10	1967
14.	141.1	Gary Mullins	83-166	1,433	13	6	1969
15.	140.2	Gary Mullins	94-189	1,616	14	9	1971
16.	138.9	Crawford Jones	76-131	972	11	6	2012
17.	137.6	Jimmy Klingler	303-504	3,818	32	18	1992
18.	137.4	David Piland	201-345	2,641	24	14	2010
19.	137.4	André Ware	212-356	2,507	25	8	1988
20.	135.9	John O'Korn	90-173	951	6	8	2014
21.	134.9	David Dacus	123-212	1,597	13	7	1988
22.	133.4	Kevin Kolb	254-420	3,258	19	15	2005
23.	133.0	John O'Korn	259-446	3,117	28	10	2013

### PASSING EFFICIENCY - CAREER

Minimum 200 attempts

Rk.	Eff.	Player	C-A	Yds.	TD	INT	Years
1.	160.6	Case Keenum	1,546-2,229	19,217	155	46	2007-11
2.	<b>146.5</b>	<b>Greg Ward, Jr.</b>	<b>428-637</b>	<b>5,148</b>	<b>30</b>	<b>13</b>	<b>2013 -</b>
3.	145.2	Kevin Kolb	964-1,565	12,964	85	31	2003-06
4.	144.2	Delrick Brown	84-208	1,921	22	9	1975-79
5.	143.4	André Ware	660-1,074	8,202	75	28	1987-89
6.	138.1	David Klingler	726-1,262	9,430	91	38	1988-91
7.	133.0	John O'Korn	259-446	3,117	28	10	2013 -
8.	132.3	Dick Woodall	106-219	1,836	15	10	1965-67
9.	130.7	Gary Mullins	245-509	4,095	37	24	1969-71
10.	129.5	Delrick Brown	140-275	1,921	22	9	1977-79
11.	125.8	David Piland	478-833	5,790	41	26	2010-13
12.	124.6	Jimmy Klingler	428-754	5,243	39	29	1991-93
13.	123.9	John O'Korn	349-619	4,068	34	18	2013-14
14.	123.9	Danny Davis	174-352	2,702	22	17	1976-78
15.	122.4	David Dacus	291-503	3,446	21	17	1987-88
16.	116.3	Ken Bailey	120-264	2,042	18	22	1967-69
17.	116.0	Kelly Robertson	149-267	1,704	9	6	2001
18.	115.6	D.C. Nobles	180-393	2,706	24	16	1971-73
19.	114.6	Nick Eddy	233-447	3,077	22	26	2001-02
20.	113.4	Jason McKinley	783-1,385	8,694	46	47	1996-00
21.	113.0	Billy Roland	114-222	1,396	12	10	1960-62
22.	112.8	Chuck Clements	683-1,192	7,112	43	39	1993-96
23.	109.2	Jack Skog	137-259	1,631	13	17	1962-64
24.	105.8	Lionel Wilson	205-326	3,049	15	30	1980-83
25.	102.2	Gerald Landry	326-708	4,512	28	37	1983-86

### 700-YARD PASSING GAMES - SEASON

Rk.	No.	Player	Years
1.	1	David Klingler	1990

### 700-YARD PASSING GAMES - CAREER

Rk.	No.	Player	Years
1.	1	David Klingler	1989-91

### 600-YARD PASSING GAMES - SEASON

Rk.	No.	Player	Years
1.	1	Jimmy Klingler	1992
	1	David Klingler	1990

### 600-YARD PASSING GAMES - CAREER

Rk.	No.	Player	Years
1.	2	David Klingler	1989-91
2.	1	Jimmy Klingler	1991-93

### 500-YARD PASSING GAMES - CONSECUTIVE

Rk.	No.	Player	Dates
1.	3	David Klingler	Nov. 17, 1990 - Sept. 12, 1991

### 500-YARD PASSING GAMES - SEASON

Rk.	No.	Player	Years
1.	4	Case Keenum	2009
2.	3	David Klingler	1990
	3	André Ware	1989
4.	2	Case Keenum	2011
	2	David Klingler	1991
6.	1	David Piland	2012
	1	Jimmy Klingler	1992

### 500-YARD PASSING GAMES - CAREER

Rk.	No.	Player	Years
1.	6	Case Keenum	2007-11
2.	5	David Klingler	1989-91
3.	3	André Ware	1987-89
4.	1	David Piland	2010-13
	1	Jimmy Klingler	1991-93

### 400-YARD PASSING GAMES - CONSECUTIVE

Rk.	No.	Player	Dates
1.	4	Case Keenum	Sept. 26 - Nov. 7, 2009
	4	David Klingler	Sept. 8 - Oct. 3, 1990
	4	André Ware	Nov. 4 - Dec. 3, 1989

### 400-YARD PASSING GAMES - SEASON

Rk.	No.	Player	Years
1.	9	David Klingler	1990
2.	8	André Ware	1989
3.	7	Case Keenum	2011
	7	Case Keenum	2009
5.	5	Case Keenum	2008
6.	4	Jimmy Klingler	1992
7.	4	David Klingler	1991
8.	2	David Piland	2010
9.	1	David Piland	2012
	1	Kevin Kolb	2003
	1	Chuck Clements	1995
	1	André Ware	1988
	1	André Ware	1987
	1	David Dacus	1987

### 400-YARD PASSING GAMES - CAREER

Rk.	No.	Player	Years
1.	19	Case Keenum	2007-11
2.	13	David Klingler	1989-91
3.	10	André Ware	1987-89
4.	4	Jimmy Klingler	1991-93
5.	3	David Piland	2010-13
6.	1	Kevin Kolb	2003-06
	1	Chuck Clements	1993-96
	1	David Dacus	1987-88



## PASSING RECORDS

### 300-YARD PASSING GAMES • CONSECUTIVE

Rk.	No.	Player	Dates
1.	14	Case Keenum	Sept. 3, 2011 – Jan. 2, 2012
2.	12	Case Keenum	Aug. 30 – Dec. 31, 2008
3.	8	David Klingler	Sept. 8 – Nov. 10, 1990
4.	7	Case Keenum	Oct. 24 – Dec. 6, 2009
5.	6	Jimmy Klingler	Oct. 24 – Nov. 29, 1992
6.	6	André Ware	Oct. 21, 1989 – Dec. 3, 1989
7.	5	Case Keenum	Sept. 5 – Oct. 17, 2009
8.	4	André Ware	Sept. 2 – Oct. 14, 1989
9.	3	David Piland	Sept. 29 – Oct. 18, 2012
3	3	Jason McKinley	Sept. 2 – Sept. 23, 2000
3	3	David Klingler	Nov. 17, 1990 – Sept. 12, 1991
12.	2	John O’Korn	Oct. 19 – Oct. 31, 2013
2	2	Crawford Jones	Nov. 7 – Nov. 25, 2012
2	2	David Piland	Nov. 20 – Nov. 28, 2010
2	2	Kevin Kolb	Oct. 7 – Oct. 21, 2006
2	2	Kevin Kolb	Nov. 5 – Nov. 19, 2005
2	2	Jason McKinley	Sept. 30 – Oct. 21, 2000
2	2	David Klingler	Sept. 21 – Oct. 12, 1991
2	2	André Ware	Nov. 19 – Dec. 25, 1988
2	2	David Dacus	Nov. 28, 1987 – Sept. 17, 1988

### 300-YARD PASSING GAMES • SEASON

Rk.	No.	Player	Years
1.	14	Case Keenum	2011
2.	12	Case Keenum	2009
12	12	Case Keenum	2008
4.	10	David Klingler	1990
10	10	André Ware	1989
6.	8	Jimmy Klingler	1992
7.	6	Kevin Kolb	2006
6	6	David Klingler	1991
9.	5	David Piland	2012
5	5	Kevin Kolb	2005
5	5	Jason McKinley	2000
12.	4	David Piland	2010
4	4	Kevin Kolb	2003
14.	3	John O’Korn	2013
3	3	André Ware	1988
16.	2	<b>Greg Ward, Jr.</b>	<b>2014</b>
2	2	Crawford Jones	2012
2	2	Kevin Kolb	2004
2	2	Kelly Robertson	2001
2	2	Jason McKinley	1998
2	2	Jason McKinley	1997
2	2	Chuck Clements	1996
2	2	David Dacus	1988
2	2	David Dacus	1987
24.	1	<b>Greg Ward, Jr.</b>	<b>2015</b>
1	1	Case Keenum	2007
1	1	Blake Joseph	2007
1	1	Nick Eddy	2002
1	1	Nick Eddy	2001
1	1	Chuck Clements	1995
1	1	Chuck Clements	1994
1	1	Chuck Clements	1993
1	1	Jimmy Klingler	1993
1	1	Donald Douglas	1991
1	1	André Ware	1987
1	1	Ed Powers	1987
1	1	Gerald Landry	1985
1	1	Gerald Landry	1983

### 300-YARD PASSING GAMES • CAREER

Rk.	No.	Player	Years
1.	39	Case Keenum	2007-11
2.	17	Kevin Kolb	2003-06
3.	16	David Klingler	1989-91
4.	14	André Ware	1987-89
5.	9	David Piland	2010-13
9	9	Jason McKinley	1997-00
9	9	Jimmy Klingler	1991-93
8.	5	Chuck Clements	1993-96
9.	4	David Dacus	1987-88
10.	3	<b>Greg Ward, Jr.</b>	<b>2013 –</b>
3	3	John O’Korn	2013-14
12.	2	Crawford Jones	2010-12
2	2	Nick Eddy	2001-02
2	2	Kelly Robertson	2001
2	2	Gerald Landry	1983-86
16.	1	Blake Joseph	2006-08
1	1	Donald Douglas	1991-93
1	1	Ed Powers	1987

### STARTS • QUARTERBACKS • CAREER

Rk.	No.	Player	Years
1.	51	Case Keenum	2006-11
2.	50	Kevin Kolb	2003-06
3.	44	Jason McKinley	1997-00
4.	31	Chuck Clements	1993-96
5.	30	Gary Mullins	1969-71
6.	26	Danny Davis	1976-78
7.	25	Gerald Landry	1983-85
25	25	Bo Burris	1964-66
9.	23	Lionel Wilson	1981-83
23	23	D.C. Nobles	1972-73
11.	21	<b>Greg Ward, Jr.</b>	<b>2013 –</b>
12.	20	David Piland	2010-14
20	20	David Klingler	1990-91
20	20	André Ware	1987-89

### VICTORIES • QUARTERBACKS • CAREER

Rk.	No.	Player	Lost	Ties	Pct.	Years
1.	37	Case Keenum	14	0	.725	2006-11
2.	26	Kevin Kolb	24	0	.520	2003-06
3.	25	Gary Mullins	5	0	.833	1969-71
4.	20	Danny Davis	6	0	.769	1976-78
5.	19	<b>Greg Ward, Jr.</b>	<b>19</b>	<b>2</b>	<b>.905</b>	<b>2013 –</b>
5.	17	D.C. Nobles	5	1	.761	1972-73
6.	16	Jason McKinley	28	0	.364	1997-00
7.	14	André Ware	6	0	.700	1987-89
14	14	Delrick Brown	5	0	.737	1977, 79
9.	13	Gerald Landry	12	0	.520	1983-85
13	13	Lionel Wilson	8	2	.609	1981-83
13	13	Bo Burris	10	2	.560	1964-66
12.	12	David Klingler	8	0	.600	1990-91

### WINNING PERCENTAGE • QUARTERBACKS • CAREER

Rk.	Pct.	Player	Wins	Losses	Ties.	Years
1.	<b>.905</b>	<b>Greg Ward, Jr.</b>	<b>19</b>	<b>2</b>	<b>0</b>	<b>2013 –</b>
2.	.833	Gary Mullins	25	5	0	1969-71
3.	.769	Danny Davis	20	6	0	1976-78
4.	.761	D.C. Nobles	17	5	1	1972-73
5.	.737	Delrick Brown	14	5	0	1977, 79
6.	.725	Case Keenum	37	14	0	2006-11
7.	.700	André Ware	14	6	0	1987-89
.700	.700	Dick Woodall	7	3	0	1966
9.	.654	David Dacus	8	4	1	1987-88
10.	.609	Lionel Wilson	13	8	2	1981-83
11.	.600	David Klingler	12	8	0	1990-91
.600	.600	Billy Roland	9	6	0	1961-62
13.	.583	Ken Bailey	6	4	2	1968-69
14.	.560	Bo Burris	13	10	2	1964-66
15.	.542	Don Sessions	6	5	1	1959-61
16.	.520	Kevin Kolb	26	24	0	2003-06
.520	.520	Gerald Landry	13	12	0	1983-85
18.	.500	John O’Korn	8	8	0	2013-14
.500	.500	Lonnie Holland	6	6	0	1958-59

### WINNING PERCENTAGE • QUARTERBACKS • SEASON

*Min. 10 starts*

Rk.	Pct.	Player	Wins	Losses	Ties.	Years
1.	<b>1.000</b>	<b>Greg Ward, Jr.</b>	<b>13</b>	<b>0</b>	<b>0</b>	<b>2015</b>
2.	.929	Case Keenum	13	1	0	2011
3.	.917	D.C. Nobles	11	1	0	1973
4.	.909	David Klingler	10	1	0	1990
5.	.900	Delrick Brown	9	1	0	1979
6.	.833	Danny Davis	10	2	0	1976
7.	.818	André Ware	9	2	0	1989
8.	.800	Bo Burris	8	2	0	1966
9.	.750	Danny Davis	9	3	0	1978
.750	.750	Gary Mullins	9	3	0	1971
11.	.714	Case Keenum	10	4	0	2009
.714	.714	Kevin Kolb	10	4	0	2006
13.	.650	Lionel Wilson	6	3	1	1981
14.	.636	Jason McKinley	7	4	0	1999
.636	.636	Gerald Landry	7	4	0	1984
16.	.615	Case Keenum	8	5	0	2008
17.	.591	D.C. Nobles	6	4	1	1972
18.	.583	Chuck Clements	7	5	0	1996
19.	.539	Kevin Kolb	7	6	0	2003

### 5,000-YARD SEASONS • CAREER

Rk.	No.	Player	Years
1.	3	Case Keenum	2006-11
2	2	David Klingler	1990-91

### 4,000-YARD SEASONS • CAREER

Rk.	No.	Player	Years
1.	3	Case Keenum	2006-11
2.	2	David Klingler	1990-91
3.	1	André Ware	1987-89

### 3,000-YARD SEASONS • CAREER

Rk.	No.	Player	Years
1.	3	Case Keenum	2006-11
3	3	Kevin Kolb	2003-06
3.	2	David Klingler	1990-91
4.	1	John O’Korn	2013-14
1	1	Jimmy Klingler	1991-93
1	1	André Ware	1987-89

### 2,000-YARD SEASONS • CAREER

Rk.	No.	Player	Years
1.	4	Case Keenum	2006-11
4	4	Kevin Kolb	2003-06
3.	2	<b>Greg Ward, Jr.</b>	<b>2014 –</b>
2	2	David Klingler	1990-91
2	2	André Ware	1987-89
2	2	David Piland	2010-13
2	2	Jason McKinley	1997-00
2	2	Chuck Clements	1993-96
9.	1	John O’Korn	2013-14
1	1	Nick Eddy	2001-02
1	1	Jimmy Klingler	1991-93

2016 SEASON

COACHING STAFF

THE COUGARS

SEASON REVIEW

HISTORY & RECORDS



## 300-YARD PASSING GAMES

2016 SEASON

COACHING STAFF

THE COUGARS

SEASON REVIEW

HISTORY & RECORDS

### 700-YARD GAMES (1)

Rk.	Yds.	Player	C-A-I	TDs	Opponent	Date
<i>Tokyo Dome (Tokyo)</i>						
1.	716	David Klingler	41-70-1	7	vs. Arizona State	12/1/90

### 600-YARD GAMES (2)

2.	613	Jimmy Klingler	46-71-1	7	Rice	11/28/92
----	-----	----------------	---------	---	------	----------

### 500-YARD GAMES (16)

3.	580	David Piland	53-77-0	4	Louisiana Tech	9/8/12
4.	572	David Klingler	41-58-2	11	Eastern Washington	11/17/90
5.	563	David Klingler	36-53-4	7	TCU	11/3/90
6.	559	Case Keenum	44-54-1	5	Southern Miss	10/31/09
7.	536	Case Keenum	51-76-0	5	at UTEP	10/3/09
8.	534	Case Keenum	24-37-1	9	Rice	10/27/11
9.	533	David Klingler	41-70-2	6	Texas Tech	11/30/91

### *TicketCity Bowl (Fort Worth, Texas)*

10.	532	Case Keenum	45-69-0	3	vs. Penn State	1/1/12
-----	-----	-------------	---------	---	----------------	--------

### *Conference USA Championship (Greenville, N.C.)*

11.	527	Case Keenum	56-75-3	5	at East Carolina	12/5/09
12.	522	Case Keenum	40-60-0	3	at Tulsa	11/7/09
13.	517	André Ware	25-41-1	6	SMU	10/21/89
14.	514	André Ware	33-53-1	6	Baylor	10/7/89
15.	510	David Klingler	36-57-0	9	Louisiana Tech	8/31/91
16.	503	André Ware	41-69-4	2	at Arizona State	9/23/89

### 400-YARD GAMES (52)

17.	494	Case Keenum	30-54-1	5	at Rice	11/29/08
18.	488	Jimmy Klingler	28-57-1	3	Texas A&M	11/12/92
19.	480	Case Keenum	41-51-0	3	UTEP	11/22/08
20.	477	André Ware	42-63-0	6	at TCU	11/4/89
21.	475	André Ware	37-63-2	4	Texas Tech	11/25/89
22.	471	Case Keenum	30-46-0	2	at UTEP	9/29/11
23.	471	André Ware	39-53-0	1	Rice	9/24/88
24.	467	David Piland	28-47-1	4	at Southern Miss	11/20/10
25.	464	Jimmy Klingler	24-49-3	5	at Texas	10/24/92
26.	461	David Klingler	48-76-1	5	at SMU	10/20/90
27.	460	David Klingler	35-57-3	2	Baylor	11/5/91
28.	458	Case Keenum	26-41-0	5	at North Texas	9/10/11
t-29.	457	Case Keenum	33-46-0	5	at Tulsa	11/25/11
30.	457	David Klingler	34-51-3	7	Arkansas	10/27/90
31.	454	David Klingler	34-56-2	2	Rice	9/29/90
32.	450	David Dacus	34-58-2	2	at Rice	11/28/87
33.	441	David Piland	32-61-3	2	at Texas Tech	11/27/10
t-34.	435	Case Keenum	38-58-1	1	Texas Tech	9/26/09
35.	435	David Klingler	29-54-0	5	at Texas Tech	9/13/90
t-36.	434	Case Keenum	39-52-2	4	at Mississippi State	10/10/09
37.	434	Kevin Kolb	17-36-0	4	TCU	10/25/03
38.	429	David Klingler	30-63-1	4	at TCU	11/23/91
39.	426	David Klingler	30-54-1	5	UNLV	9/8/90
40.	415	Case Keenum	29-34-0	2	Georgia State	9/24/11
41.	413	André Ware	30-45-0	7	Temple	9/30/89
42.	412	Jimmy Klingler	33-57-1	2	at Texas Tech	11/21/92
43.	411	André Ware	29-47-2	4	Texas	11/11/89
44.	407	Case Keenum	39-44-0	2	at UAB	11/5/11
t-45.	405	Case Keenum	29-39-0	5	Memphis	11/21/09
46.	405	David Klingler	35-68-0	2	at Baylor	10/6/90
t-47.	404	Case Keenum	28-36-1	2	at SMU	10/18/08
48.	404	André Ware	31-62-3	1	Baylor	10/3/87
49.	402	Case Keenum	24-37-0	6	Tulsa	11/15/08
t-50.	401	Case Keenum	37-45-1	3	at East Carolina	9/27/08
51.	401	Chuck Clements	35-48-2	3	at TCU	10/7/95
52.	400	André Ware	36-51-1	2	at Rice	12/2/89

### 300-YARD GAMES (139)

53.	395	David Klingler	27-37-2	5	at Rice	11/16/91
t-54.	392	Case Keenum	33-43-0	5	Southern	8/30/08
55.	392	Jimmy Klingler	42-65-5	4	TCU	10/31/92
56.	390	André Ware	30-48-1	5	at UNLV	9/2/89
57.	388	Gerald Landry	23-43-3	3	at Arkansas	10/26/85
58.	387	Case Keenum	35-61-0	4	at Oklahoma State	9/6/08

### *AutoZone Liberty Bowl (Memphis, Tenn.)*

t-59.	386	Kevin Kolb	26-39-1	3	vs. South Carolina	12/29/06
60.	386	Kevin Kolb	25-44-0	1	Memphis	10/15/05
t-61.	385	Case Keenum	37-54-3	3	at Colorado State	9/20/08
62.	385	Jimmy Klingler	34-52-2	2	at SMU	11/7/92
63.	384	Case Keenum	29-40-1	4	Tulane	11/8/08
64.	377	Case Keenum	33-56-1	3	at UCF	11/14/09
t-65.	376	Case Keenum	24-28-0	6	Marshall	10/22/11

66.	375	Jason McKinley	25-42-1	5	at Cincinnati	11/14/98
67.	375	David Dacus	36-50-1	3	at Temple	11/14/87
68.	375	Kevin Kolb	29-44-1	2	Louisville	11/20/04

### *Conference USA Championship (Robertson Stadium, Houston)*

69.	373	Case Keenum	41-67-2	2	Southern Miss	12/3/11
70.	371	Case Keenum	33-46-0	2	at Tulane	10/17/09
t-71.	368	Crawford Jones	25-46-3	2	Tulane	11/24/12
72.	368	David Dacus	20-25-0	4	Tulsa	10/15/88
t-73.	367	Kevin Kolb	24-31-0	2	Louisiana-Lafayette	10/7/06
74.	367	Kelly Robertson	27-41-2	1	at Army	10/6/01
75.	366	Case Keenum	32-46-1	3	at #5/6 Oklahoma State	9/12/09
t-76.	364	John O'Korn	24-30-0	5	at Rutgers	10/26/13
77.	364	Kelly Robertson	20-33-1	3	Texas	9/22/01
78.	364	Ed Powers	23-49-3	3	at Wyoming	10/17/87
79.	363	John O'Korn	29-45-3	3	vs. BYU	10/19/13
t-80.	362	David Piland	32-44-0	1	UAB	10/13/12
81.	362	Case Keenum	34-57-1	4	vs Air Force	9/13/08
82.	361	David Piland	26-43-1	2	vs. Rice	9/29/12
83.	360	<b>Greg Ward, Jr.</b>	<b>27-45-1</b>	<b>2</b>	<b>at Cincinnati</b>	<b>12/6/14</b>
84.	360	Case Keenum	24-36-0	2	UAB	10/8/08
85.	359	Case Keenum	23-30-1	4	Northwestern State	9/5/09
86.	358	Nick Eddy	25-49-7	2	USF	11/23/02
87.	356	David Piland	22-51-1	4	at East Carolina	11/3/12
88.	354	Jason McKinley	29-53-2	2	at LSU	9/9/0000
t-89.	352	David Klingler	24-51-2	1	Texas A&M	10/13/90
90.	352	André Ware	34-46-0	3	vs. Arkansas	10/28/89
91.	351	Case Keenum	25-40-2	3	at Louisiana Tech	9/17/11
92.	350	Kevin Kolb	24-41-1	3	Tulane	9/9/06
93.	349	Jason McKinley	32-47-1	2	at Rice	9/2/00
94.	348	André Ware	35-61-1	2	at Texas Tech	11/19/88
95.	345	Kevin Kolb	19-36-0	1	at Southern Miss	10/7/04
96.	342	Jason McKinley	26-42-0	2	at Louisville	10/25/97
97.	340	Gerald Landry	17-26-0	3	Texas Tech	11/19/83
98.	339	Kevin Kolb	22-38-0	2	at Southern Miss	10/14/06
99.	338	Jason McKinley	28-47-0	2	SMU	9/30/00
100.	336	<b>Greg Ward, Jr.</b>	<b>30-45-5</b>	<b>2</b>	<b>Tulane</b>	<b>11/8/14</b>
101.	336	Jason McKinley	31-48-2	1	Army	9/16/00

### *Fort Worth Bowl (Fort Worth, Texas)*

101.	335	Case Keenum	23-38-0	1	vs TCU	12/28/07
102.	334	David Piland	27-44-2	4	UCF	11/5/10

### *Sheraton Hawai'i Bowl (Honolulu)*

t-103.	332	Kevin Kolb	19-34-2	2	at Hawai'i	12/25/03
104.	332	David Klingler	30-58-4	1	at Illinois	9/21/91
t-105.	331	Kevin Kolb	32-50-5	5	at UTEP	9/16/05
106.	331	Nick Eddy	28-42-2	2	Memphis	10/13/01
107.	330	Jason McKinley	30-40-1	1	at Cincinnati	10/7/00
108.	328	Chuck Clements	18-24-1	4	Memphis	10/19/96
109.	327	Jimmy Klingler	30-51-2	2	at Tulsa	9/5/92
110.	325	Case Keenum	22-29-0	3	at Tulane	11/10/11
t-111.	323	Case Keenum	25-31-0	2	Rice	11/28/09
112.	323	Chuck Clements	36-66-2	0	Cincinnati	11/13/93
t-113.	321	David Piland	31-41-0	2	North Texas	10/6/12
114.	321	Kevin Kolb	20-29-0	4	Mississippi State	9/20/03
115.	321	Chuck Clements	26-36-1	3	Sam Houston State	8/31/96
116.	319	Donald Douglas	19-28-2	2	SMU	10/19/91
t-117.	318	Case Keenum	30-45-0	1	SMU	11/19/11
118.	318	Blake Joseph	11-18-1	3	Rice	10/13/07
119.	317	Case Keenum	22-41-2	2	at Marshall	10/28/08
t-120.	316	Crawford Jones	31-44-0	5	at Marshall	11/17/12
121.	316	Jimmy Klingler	24-42-0	3	SMU	10/16/93
t-122.	315	Kevin Kolb	24-35-0	2	Southern Miss	11/13/05
123.	315	Jimmy Klingler	24-35-1	5	Louisiana-Lafayette	10/3/92
t-124.	313	Kevin Kolb	21-28-0	4	Oklahoma State	9/23/06
125.	313	Kevin Kolb	19-30-1	2	at UCF	11/5/05
t-126.	312	John O'Korn	24-36-0	4	at UTSA	9/28/13
127.	312	Kevin Kolb	24-43-2	2	Oregon	9/1/05
t-128.	310	Case Keenum	30-40-0	2	UCLA	9/3/11
129.	310	Jason McKinley	17-26-0	2	at Minnesota	9/27/97
130.	309	David Dacus	25-43-2	2	vs. Louisiana Tech	9/10/88
131.	308	<b>Greg Ward, Jr.</b>	<b>26-35-0</b>	<b>3</b>	<b>Navy</b>	<b>11/27/15</b>
132.	307	John O'Korn	30-52-0	3	at BYU	9/11/14
133.	305	Kevin Kolb	22-34-1	3	UCF	10/28/06
t-134.	304	Case Keenum	30-37-0	3	vs. East Carolina	10/8/11
135.	304	Chuck Clements	23-38-0	1	Kansas	9/1/94
136.	304	André Ware	20-44-1	5	at Texas	11/5/88
137.	302	Jason McKinley	29-50-1	4	Army	10/10/98
t-138.	301	David Piland	30-57-1	2	Mississippi State	10/9/10
139.	301	Kevin Kolb	24-28-0	2	at Army	11/15/03





## 300-YARD PASSERS

### CASE KEENUM (39) (6 500-yard • 19 400-yard)

Rk.	Yds.	C-A-I	TDs	Opponent	Date
1.	559	44-54-1	5	Southern Miss	10/31/09
2.	536	51-76-0	5	at UTEP	10/3/09
3.	534	24-37-1	9	Rice	10/27/11
4.	532	45-69-0	3	vs. Penn State	1/1/12

#### TicketCity Bowl (Fort Worth, Texas)

5.	527	56-75-3	5	at East Carolina	12/5/09
6.	522	40-60-0	3	at Tulsa	11/7/09
7.	494	30-54-1	5	at Rice	11/29/08
8.	480	41-51-0	3	UTEP	11/22/08
9.	471	30-46-0	2	at UTEP	9/29/11
10.	458	26-41-0	5	at North Texas	9/10/11

11.	457	33-46-0	5	at Tulsa	11/25/11
12.	435	38-58-1	1	Texas Tech	9/26/09
13.	434	39-52-2	4	at Mississippi State	10/10/09
14.	415	29-34-0	2	Georgia State	9/24/11
15.	407	39-44-0	2	at UAB	11/5/11
16.	405	29-39-0	5	Memphis	11/21/09
17.	404	28-36-1	2	at SMU	10/18/08
18.	402	24-37-0	6	Tulsa	11/15/08
19.	401	37-45-1	3	at East Carolina	9/27/08
20.	392	33-43-0	5	Southern	8/30/08

21.	387	35-61-0	4	at Oklahoma State	9/6/08
22.	385	37-54-3	3	at Colorado State	9/20/08
23.	384	29-40-1	4	Tulane	11/8/08
24.	376	24-28-0	6	Marshall	10/22/11

#### Conference USA Championship (Robertson Stadium, Houston)

25.	373	41-67-2	2	Southern Miss	12/3/11
26.	371	33-46-0	2	at Tulane	10/24/09
27.	366	32-46-1	3	at #5/6 Oklahoma St.	9/12/09
28.	362	34-57-1	4	vs Air Force	9/13/08
29.	360	24-36-0	2	UAB	10/8/08
30.	359	23-30-1	4	Northwestern State	9/5/09
31.	351	25-40-2	3	at Louisiana Tech	9/17/11
32.	337	33-56-1	3	at UCF	11/14/09

#### Fort Worth Bowl (Fort Worth, Texas)

33.	335	23-38-0	1	vs. TCU	12/28/07
34.	325	22-29-0	3	at Tulane	11/10/11
35.	323	25-31-0	2	Rice	11/28/09
36.	318	30-45-0	1	SMU	11/19/11
37.	317	22-41-2	2	at Marshall	10/28/08
38.	310	30-40-0	2	UCLA	9/3/11
39.	304	30-37-0	3	vs. East Carolina	10/8/11

### KEVIN KOLB (17) (1 400-yard)

1.	434	17-36-0	4	TCU	10/25/03
----	-----	---------	---	-----	----------

#### AutoZone Liberty Bowl (Memphis, Tenn.)

2.	386	26-39-1	3	vs. South Carolina	12/29/06
	386	25-44-0	1	Memphis	10/15/05
4.	375	29-44-1	2	Louisville	11/20/04
5.	367	24-31-0	2	Louisiana-Lafayette	10/7/06
6.	350	24-41-1	3	Tulane	9/9/06
7.	345	19-36-0	1	at Southern Miss	10/7/04
8.	339	22-38-0	2	at Southern Miss	10/14/06

#### Sheraton Hawai'i Bowl (Honolulu)

9.	332	19-34-2	2	at Hawai'i	12/25/03
10.	331	32-50-5	5	at UTEP	9/16/05
11.	321	20-29-0	4	Mississippi State	9/20/03
12.	315	24-35-0	2	Southern Miss	11/13/05
13.	313	21-28-0	4	Oklahoma State	9/23/06
	313	19-30-1	2	at UCF	11/5/05
15.	312	24-43-2	2	Oregon	9/1/05
16.	305	22-34-1	3	UCF	10/28/06
17.	301	24-28-0	2	at Army	11/15/03

### DAVID KLINGLER (16)

(1 700-yard • 5 500-yard • 13 400-yard)

#### Tokyo Dome (Tokyo)

1.	716	41-70-1	7	vs. Arizona State	12/1/90
2.	572	41-58-2	11	Eastern Washington	11/17/90
3.	563	36-53-4	7	TCU	11/3/90
4.	533	41-70-2	6	Texas Tech	11/30/91
5.	510	36-57-0	9	Louisiana Tech	8/31/91
6.	461	48-76-1	5	at SMU	10/20/90
7.	460	35-57-3	2	Baylor	10/5/91
8.	457	34-51-3	7	Arkansas	10/27/90
9.	454	34-56-2	2	Rice	9/29/90
10.	435	29-54-0	5	at Texas Tech	9/13/90
11.	429	30-63-1	4	at TCU	11/23/91
12.	426	30-54-1	5	UNLV	9/8/90
13.	405	35-68-0	2	at Baylor	10/6/90
14.	395	27-37-2	5	at Rice	11/16/91
15.	352	24-51-2	1	Texas A&M	10/13/90
16.	332	30-58-4	1	at Illinois	9/21/91

### ANDRÉ WARE (14) (3 500-yard • 10 400-yard)

1.	517	25-41-1	6	SMU	10/21/89
2.	514	33-53-1	6	Baylor	10/7/89
3.	503	41-69-4	2	at Arizona State	9/23/89
4.	477	42-63-0	6	at TCU	11/4/89
5.	475	37-63-2	4	Texas Tech	11/25/89
6.	471	39-53-0	1	Rice	11/26/88
7.	413	30-45-0	7	Temple	9/30/89
8.	411	29-47-2	4	Texas	11/11/89
9.	404	31-62-3	1	Baylor	10/3/87
10.	400	36-51-1	2	at Rice	12/2/89
11.	390	30-48-1	5	at UNLV	9/2/89
12.	352	34-46-0	3	vs. Arkansas	10/28/89
13.	348	35-61-1	2	at Texas Tech	11/19/88
14.	304	20-44-1	5	at Texas	11/5/88

### DAVID PILAND (9) (1 500-yard • 3 400-yard)

1.	580	53-77-0	4	Louisiana Tech	9/8/12
2.	467	28-47-1	4	at Southern Miss	11/20/10
3.	441	32-61-3	2	at Texas Tech	11/27/10
4.	362	32-44-0	1	UAB	10/13/12
5.	361	26-43-1	2	vs. Rice	9/29/12
6.	356	22-51-1	4	at East Carolina	11/4/12
7.	334	27-44-2	4	UCF	11/5/10
8.	321	31-41-0	2	North Texas	10/6/13
9.	301	30-57-2	2	Mississippi State	10/9/10

### JASON MCKINLEY (9)

1.	376	25-42-1	5	at Cincinnati	11/14/98
2.	354	29-53-2	2	at LSU	9/9/00
3.	349	32-47-1	2	at Rice	9/2/00
4.	342	26-42-0	2	at Louisville	10/25/97
5.	338	28-47-0	2	SMU	9/30/000
6.	336	31-48-2	1	Army	9/16/00
7.	330	30-40-1	1	at Cincinnati	10/7/00
8.	310	17-26-0	2	at Minnesota	9/27/97
9.	302	29-50-1	4	Army	10/10/98

### JIMMY KLINGLER (9)

(1 600-yard • 4 400-yard • 9 300-yard)

1.	613	46-71-1	7	Rice	11/28/92
2.	488	28-57-1	3	Texas A&M	11/12/92
3.	464	24-49-3	5	at Texas	10/24/92
4.	412	33-57-1	2	at Texas Tech	11/21/92
5.	392	42-65-5	4	TCU	10/31/92
6.	385	34-52-2	2	at SMU	11/7/92
7.	327	30-51-2	2	at Tulsa	9/5/92
8.	316	24-42-0	3	SMU	10/16/93
9.	315	24-35-1	5	Louisiana-Lafayette	10/3/92

### CHUCK CLEMENTS (5) (1 400-yard)

1.	401	35-48-2	3	at TCU	10/7/95
2.	328	18-24-1	4	Memphis	10/19/96
3.	323	36-66-2	0	Cincinnati	11/13/93
4.	321	26-36-1	3	Sam Houston State	8/31/96
5.	304	23-38-0	1	Kansas	9/1/94

### DAVID DACUS (4) (1 400-yard)

1.	450	34-58-2	2	at Rice	11/28/87
2.	376	36-50-1	3	at Temple	11/14/87
3.	368	20-25-0	4	Tulsa	10/15/88
4.	309	25-43-2	2	vs. Louisiana Tech	9/10/88

### JOHN O'KORN (4)

1.	364	24-30-0	5	at Rutgers	10/26/13
2.	363	29-45-3	3	vs. BYU	10/19/13
3.	312	24-36-0	4	at UTSA	9/28/13
4.	307	30-52-0	3	at BYU	9/11/14

### GREG WARD, Jr. (3)

1.	360	27-45-1	2	at Cincinnati	12/6/14
2.	336	30-45-5	2	Tulane	11/8/14
3.	308	26-35-0	3	Navy	11/27/15

### NICK EDDY (2)

1.	358	25-49-7	2	USF	11/23/02
2.	331	28-42-2	2	Memphis	10/13/01

### CRAWFORD JONES (2)

1.	368	25-46-3	2	Tulane	11/24/12
2.	316	31-44-0	5	at Marshall	11/17/12

### KELLY ROBERTSON (2)

1.	367	27-41-2	1	at Army	10/6/01
2.	364	20-33-1	3	Texas	9/22/01

### GERALD LANDRY (2)

1.	388	23-43-3	3	at Arkansas	10/26/85
2.	340	17-26-0	3	Texas Tech	11/19/83

### BLAKE JOSEPH (1)

1.	318	11-18-1	3	Rice	10/13/07
----	-----	---------	---	------	----------

### DONALD DOUGLAS (1)

1.	319	19-28-2	2	SMU	10/19/91
----	-----	---------	---	-----	----------

### ED POWERS (1)

1.	364	23-49-3	3	at Wyoming	10/17/87
----	-----	---------	---	------------	----------

2016 SEASON

COACHING STAFF

THE COUGARS

SEASON REVIEW

HISTORY & RECORDS



## RECEIVING RECORDS

2016 SEASON

COACHING STAFF

THE COUGARS

SEASON REVIEW

HISTORY & RECORDS

### RECEIVING YARDS - GAME

Rk.	Yds.	Player	Rec.	Opponent	Date
1.	346	Donnie Avery	13	Rice	10/13/07
2.	318	Patrick Edwards	7	Rice	10/27/11
3.	262	Elmo Wright	4	Wyoming	11/22/69
4.	255	Paul Smith	6	SMU	10/21/89
5.	249	Elmo Wright	7	Idaho	11/16/68
6.	244	Elmo Wright	8	Cincinnati	10/4/68

### Conference USA Championship (Greenville, N.C.)

7.	241	James Cleveland	19	at East Carolina	12/5/09
8.	232	Brandon Middleton	6	TCU	10/25/03
9.	231	Robert Ford	7	San Diego State	10/14/72

### TicketCity Bowl (Fort Worth, Texas)

10.	228	Patrick Edwards	10	vs. Penn State	1/1/12
11.	223	Manny Hazard	19	Texas	11/11/89
12.	224	Jason Phillips	16	at Louisiana Tech	9/10/88
13.	218	Manny Hazard	13	Baylor	10/7/89
14.	207	Jason Phillips	11	Rice	11/26/88
15.	205	Ken Hebert	5	Tampa	10/26/56

### AutoZone Liberty Bowl (Memphis, Tenn.)

16.	201	Vincent Marshall	9	vs. South Carolina	12/29/06
	201	Manny Hazard	8	vs. Arizona	12/1/90
	201	Warren McVea	6	Mississippi State	11/6/65
19.	200	Elmo Wright	12	Oklahoma State	9/27/69

### RECEIVING YARDS - SEASON

Rk.	Yds.	Player	Year
1.	1,752	Patrick Edwards	2011
2.	1,689	Manny Hazard	1989
3.	1,456	Donnie Avery	2007
4.	1,444	Jason Phillips	1988
5.	1,275	Elmo Wright	1969
6.	1,262	Marcus Grant	1991
7.	1,250	Brandon Middleton	2003
8.	1,229	Justin Johnson	2011
9.	1,222	Demarcus Ayers	2015
10.	1,214	James Cleveland	2009
11.	1,202	Deontay Greenberry	2013
12.	1,198	Elmo Wright	1968
13.	1,103	James Dixon	1988
14.	1,100	Patrick Edwards	2010
15.	1,040	Vincent Marshall	2004
16.	1,029	Tyron Carrier	2009
17.	1,026	Tyron Carrier	2008
18.	1,021	Patrick Edwards	2009

### RECEIVING YARDS - CAREER

Rk.	Yds.	Player	Years
1.	4,507	Patrick Edwards	2008-11
2.	3,770	Vincent Marshall	2003-06
3.	3,493	Tyron Carrier	2008-11
4.	3,347	Elmo Wright	1968-70
5.	3,289	Donnie Avery	2004-07
6.	2,873	Brandon Middleton	1999-03
7.	2,810	Orlando Iglesias	1997-01
8.	2,635	Manny Hazard	1989-90
9.	2,612	Deontay Greenberry	2012-14
10.	2,319	Jason Phillips	1987-88
11.	2,014	James Cleveland	2009-10
12.	1,927	Marcus Grant	1989-91
13.	1,821	Don Bass	1974-77
14.	1,785	Ken Hebert	1965-67
15.	1,773	Justin Johnson	2007-11
16.	1,762	James Dixon	1987-88
17.	1,754	Daniel Spencer	2011-14
18.	1,718	Kimble Anders	1985-89
19.	1,707	Charles Sims	2009-12
20.	1,705	Brian Robinson	1998-02
21.	1,687	Demarcus Ayers	2013-15
22.	1,672	Freddie Gilbert	1991-92
23.	1,628	Ron Peters	1991-94
24.	1,602	Jeron Harvey	2005-07

25.	1,566	Mark Hafner		2004-08
26.	1,516	Brian Williams		1987-90
27.	1,449	Carl Hilton		1982-85
28.	1,408	Lonell Phea		1978-81
29.	1,375	Chuck Weatherspoon		1987-90
30.	1,371	Charles West		1993-96
31.	1,308	Kierrie Johnson		2008-10
32.	1,302	Patrick Cooper		1988-90
33.	1,295	Sherman Smith		1990-93
34.	1,287	Damion Johnson		1993-96
35.	1,278	Larry Shepherd		1982-85
36.	1,273	David Roberson		1980-83
37.	1,236	Tracy Good		1989-92
38.	1,224	Keith Jack		1992-93
39.	1,219	KeyKowa Bell		1998-02
40.	1,176	Paul Smith		1986-89
41.	1,149	Robbie Wheeler		1995-97
42.	1,141	Verlond Brown		1989-91
43.	1,004	Bryce Beall		2008-11

### RECEPTIONS - GAME

Rk.	No.	Player	Opponent	Date
<b>Conference USA Championship (Greenville, N.C.)</b>				
1.	19	James Cleveland	at East Carolina	12/5/09
	19	Manny Hazard	Texas	11/11/89
	19	Manny Hazard	at TCU	11/4/89
4.	16	Freddie Gilbert	Texas Tech	11/30/91
	16	Freddie Gilbert	at Miami (Fla.)	9/12/91
	16	Manny Hazard	at Arizona State	9/23/89
	16	Jason Phillips	Louisiana Tech	9/10/88
8.	15	James Dixon	Rice	11/26/88
	15	Jason Phillips	at TCU	10/31/87
	15	Brian Robinson	Army	9/16/00
	15	Sherman Smith	SMU	11/7/92
12.	14	Deontay Greenberry	at Temple	9/7/13
	14	James Cleveland	at UTEP	10/3/09
	14	Freddie Gilbert	at Rice	11/16/91
	14	Manny Hazard	at Rice	12/2/89
	14	Manny Hazard	at Texas A&M	10/14/89
	14	Jason Phillips	Baylor	10/3/87
18.	13	Demarcus Ayers	Memphis	11/14/15
	13	Kimble Anders	at Rice	11/28/87
	13	Donnie Avery	Rice	10/13/07
	13	James Cleveland	Southern Miss	10/31/09
	13	James Dixon	at Texas Tech	11/19/88
	13	Orlando Iglesias	UAB	11/17/01

### TicketCity Bowl (Fort Worth, Texas)

24.	12	Justin Johnson	vs. Penn State	1/1/12
	12	Tyron Carrier	at UAB	11/5/11
	12	James Cleveland	at Tulsa	11/7/09
	12	James Dixon	at Temple	11/14/87
	12	James Dixon	at Louisiana Tech	9/10/88
	12	Patrick Edwards	East Carolina	10/8/11
	12	Orlando Iglesias	East Carolina	10/30/99

### Conference USA Championship (Robertson Stadium, Houston)

	12	Justin Johnson	Southern Miss	12/3/11
	12	Jason Phillips	at Rice	11/28/87
	12	Brian Robinson	at East Carolina	11/11/00
	12	Brian Robinson	at Cincinnati	10/7/00
	12	Elmo Wright	at Oklahoma State	9/27/69
36.	11	Deontay Greenberry	Tulane	11/8/14
	11	Deontay Greenberry	BYU	10/19/13
	11	Dewayne Peace	Louisiana Tech	9/8/12
	11	Charles Sims	Louisiana Tech	9/8/12

### Conference USA Championship (Greenville, N.C.)

	11	Tyron Carrier	at East Carolina	12/5/09
	11	Patrick Edwards	at Tulsa	11/7/09
	11	Tyron Carrier	at East Carolina	12/5/09
	11	James Cleveland	at Mississippi State	10/10/09
	11	Tyron Carrier	at UTEP	10/3/09
	11	Mark Hafner	Tulane	11/8/08
	11	Patrick Edwards	at East Carolina	9/27/08
	11	Brian Robinson	at Tulane	11/4/00

	11	Orlando Iglesias	Southern Miss	11/7/98
	11	Jerrian James	Army	10/10/98
	11	Jerrian James	at Tennessee	9/26/98
	11	James Dixon	Texas Tech	11/21/87
	11	Jason Phillips	at Arkansas	10/24/87
53.	10	Demarcus Ayers	Tennessee Tech	9/5/15
	10	Demarcus Ayers	at Cincinnati	12/6/14
	10	Deontay Greenberry	Tulsa	11/22/14
	10	Daniel Spencer	at BYU	9/11/14
	10	Ronnie Williams	Tulane	11/24/12
	10	Dewayne Peace	at UCLA	9/15/12

### TicketCity Bowl (Fort Worth, Texas)

	10	Patrick Edwards	vs. Penn State	1/1/12
--	----	-----------------	----------------	--------

### Conference USA Championship (Robertson Stadium, Houston)

	10	Charles Sims	Southern Miss	12/3/11
	10	Tyron Carrier	UCLA	9/3/11
	10	Patrick Edwards	at Texas Tech	11/27/10
	10	Patrick Edwards	UCF	11/5/10
	10	Tyron Carrier	Mississippi State	10/9/10
	10	Tyron Carrier	Southern Miss	10/31/09
	10	Charles Sims	Texas Tech	9/26/09
	10	Mark Hafner	at SMU	10/18/08
	10	Tyron Carrier	at East Carolina	9/27/08

### Texas Bowl (Reliant Stadium, Houston)

	10	Donnie Avery	vs. TCU	12/28/07
	10	Donnie Avery	SMU	11/4/07
	10	Kendal Briles	at Southern Miss	10/7/04
	10	KeyKowa Bell	SMU	9/30/00
	10	Brian Robinson	at LSU	9/9/00
	10	Jerrian James	at Cincinnati	11/14/98
	10	Michael Kinslow	Tulane	11/22/97
	10	Kimble Anders	at Temple	11/14/87

### RECEPTIONS - SEASON

Rk.	No.	Player	Year
1.	142	Manny Hazard	1989
2.	108	Jason Phillips	1988
3.	106	Freddie Gilbert	1991
4.	104	James Cleveland	2009
5.	103	Sherman Smith	1992
6.	102	James Dixon	1988
7.	99	Jason Phillips	1987
8.	98	Demarcus Ayers	2015
9.	96	Tyron Carrier	2011
10.	91	Donnie Avery	2007
	91	Tyron Carrier	2009
12.	89	Patrick Edwards	2011
13.	87	Justin Johnson	2011
14.	86	Mark Hafner	2008
15.	85	Patrick Edwards	2009
16.	82	Deontay Greenberry	2013
17.	81	Brian Robinson	2000
18.	80	Tyron Carrier	2008
	80	Vincent Marshall	2006
	80	Jerrian James	1998
21.	78	Marcus Grant	1991
	78	Manny Hazard	1990
23.	72	Deontay Greenberry	2014
24.	71	Patrick Edwards	2010
	71	Vincent Marshall	2005
26.	70	Charles Sims	2009



## RECEIVING RECORDS

### RECEPTIONS - CAREER

Rk.	No.	Player	Years
1.	320	Tyron Carrier	2008-11
2.	291	Patrick Edwards	2008-11
3.	272	Vincent Marshall	2003-06
4.	222	Orlando Iglesias	1997-01
5.	220	Manny Hazard	1989-90
6.	210	Donnie Avery	2004-07
7.	207	Jason Phillips	1987-88
8.	201	Deontay Greenberry	2012-14
9.	161	James Cleveland	2009-10
	161	James Dixon	1987-88
11.	158	Charles Sims	2009-12
	158	Freddie Gilbert	1991-92
13.	155	Kimble Anders	1985-89
14.	153	Elmo Wright	1968-70
15.	145	Mark Hafner	2004-08
16.	142	Demarcus Ayers	2013-15
17.	140	Sherman Smith	1990-93
18.	138	Tracy Good	1989-92
19.	137	Brandon Middleton	1999-03
20.	136	Brian Robinson	1998-02
21.	129	Daniel Spencer	2011-13
22.	127	Charles West	1993-96
23.	120	Justin Johnson	2007-11
24.	117	Chuck Weatherspoon	1987-90
25.	116	Marcus Grant	1989-91
26.	110	Jeron Harvey	2005-07
27.	106	Carl Hilton	1982-85
28.	105	Don Bass	1974-77
29.	103	Robbie Wheeler	1995-97
30.	100	Ron Peters	1991-94
31.	98	Damion Johnson	1993-96
	98	KeyKowa Bell	1998-02

### TOUCHDOWN RECEPTIONS - GAME

Rk.	Att.	Player	Opponent	Date
1.	5	Patrick Edwards	Rice	10/27/11
	5	Manny Hazard	Baylor	10/7/89
3.	4	Patrick Edwards	at Tulsa	11/25/11
	4	Jason Phillips	at Texas	11/5/88
	4	Don Bass	TCU	10/30/76
	4	Elmo Wright	Wyoming	11/22/69
	4	Elmo Wright	Idaho	11/16/68
	4	Ken Hebert	Tampa	10/29/66
9.	3	Deontay Greenberry	at Rutgers	10/26/13
	3	Patrick Edwards	at Tulane	11/10/11
	3	Patrick Edwards	UCF	11/5/10
	3	Patrick Edwards	at Rice	10/16/10
<b>Conference USA Championship (Greenville N.C.)</b>				
	3	James Cleveland	at East Carolina	12/5/09
	3	James Cleveland	at Tulsa	11/7/09
	3	L.J. Castile	at Rice	11/29/08
	3	Mark Hafner	vs Air Force	9/13/08
	3	Ron Peters	Rice	11/28/92
	3	Freddie Gilbert	Texas Tech	11/30/91
	3	Marcus Grant	at TCU	11/23/91
<b>Played in Tokyo</b>				
	3	John Brown III	vs. Arizona State	12/1/90
	3	Manny Hazard	vs. Arizona State	12/1/90
	3	Marcus Grant	TCU	11/3/90
	3	Manny Hazard	at SMU	10/20/90
	3	Manny Hazard	at TCU	11/4/89
	3	Manny Hazard	SMU	10/21/89
	3	Paul Smith	SMU	10/21/89
	3	Manny Hazard	Temple	9/3/89
	3	James Dixon	at Missouri	9/17/88
	3	Don Bass	TCU	10/30/76
	3	Robert Ford	San Diego State	10/14/72
	3	Elmo Wright	Mississippi State	10/4/69
	3	Elmo Wright	at Florida State	9/20/69
	3	Gene Shannon	at Tulsa	10/13/51

### TOUCHDOWN RECEPTIONS - SEASON

Rk.	Att.	Player	Year
1.	22	Manny Hazard	1989
2.	20	Patrick Edwards	2011
3.	15	Jason Phillips	1988
4.	14	James Cleveland	2009
	14	Brandon Middleton	2003
	14	Elmo Wright	1969
7.	13	Patrick Edwards	2010
8.	12	Justin Johnson	2011
9.	11	Deontay Greenberry	2013
	11	Mark Hafner	2008
	11	Ron Peters	1992
	11	James Dixon	1988
	11	Elmo Wright	1968
	11	Ken Hebert	1966
15.	10	Marcus Grant	1991
	10	Patrick Cooper	1990
17.	9	Tyron Carrier	2008
	9	Manny Hazard	1990
	9	Paul Smith	1989
	9	Elmo Wright	1970

### TOUCHDOWN RECEPTIONS - CAREER

Rk.	Att.	Player	Years
1.	43	Patrick Edwards	2008-11
2.	34	Elmo Wright	1968-70
3.	31	Manny Hazard	1989-90
4.	26	Vincent Marshall	2003-06
5.	24	Brandon Middleton	1999-03
6.	22	Tyron Carrier	2008-11
	22	Ken Hebert	1965-67
8.	20	Deontay Greenberry	2012-14
	20	James Cleveland	2009-10
10.	19	Donnie Avery	2004-07
	19	Patrick Cooper	1988-90
12.	18	Jason Phillips	1987-88
13.	17	Orlando Iglesias	1997-01
14.	16	L.J. Castile	2007-09
	16	Mark Hafner	2004-08
	16	Marcus Grant	1989-91
	16	Don Bass	1974-77
18.	15	Justin Johnson	2007-11
	15	Ron Peters	1991-94
20.	14	Freddie Gilbert	1991-92
	14	James Dixon	1987-88
	14	Carl Hilton	1982-85
23.	13	Daniel Spencer	2011-14
	13	Verlond Brown	1989-91
25.	12	Kierrie Johnson	2008-10
	12	Tracy Good	1989-92
	12	John Brown III	1990-91
28.	11	Brian Robinson	1998-02
	11	Robbie Wheeler	1995-97
	11	Brian Williams	1987-90
	11	Paul Smith	1986-89
	11	Kimble Anders	1985-89
	11	Riley Odoms	1969-71

### 300-YARD RECEIVING GAMES - SEASON

Rk.	No.	Player	Years
1.	1	Patrick Edwards	2011
	1	Donnie Avery	2007

### 300-YARD RECEIVING GAMES - CAREER

Rk.	No.	Player	Years
1.	1	Patrick Edwards	2008-11
	1	Donnie Avery	2004-07

### 200-YARD RECEIVING GAMES - SEASON

Rk.	No.	Player	Years
1.	2	Manny Hazard	1989
	2	Jason Phillips	1988
	2	Elmo Wright	1969
	2	Elmo Wright	1968
5.	1	Patrick Edwards	2011
	1	James Cleveland	2009
	1	Donnie Avery	2007
	1	Vincent Marshall	2006
	1	Brandon Middleton	2003
	1	Manny Hazard	1990
	1	Paul Smith	1989
	1	Robert Ford	1972
	1	Warren McVea	1965
	1	Ken Hebert	1956

### 200-YARD RECEIVING GAMES - CAREER

Rk.	No.	Player	Years
1.	4	Elmo Wright	1968-70
2.	3	Manny Hazard	1989-90
3.	2	Jason Phillips	1987-88
4.	1	Patrick Edwards	2008-11
	1	James Cleveland	2009-10
	1	Donnie Avery	2004-07
	1	Vincent Marshall	2003-06
	1	Brandon Middleton	1999-03
	1	Paul Smith	1987-89
	1	Robert Ford	1970-72
	1	Warren McVea	1965-67
	1	Ken Hebert	1965-67

### 100-YARD RECEIVING GAMES - CONSECUTIVE

Rk.	No.	Player	Dates
1.	6	Marcus Grant	Oct. 19 - Nov. 30, 1991
	6	Manny Hazard	Sept. 2 - Oct. 21, 1989
3.	5	James Dixon	Oct. 8 - Nov. 5, 1988
4.	4	Patrick Edwards	Sept. 29 - Oct. 27, 2011
	4	Vincent Marshall	Oct. 2-30, 2004
	4	Manny Hazard	Nov. 4 - Dec. 2, 1989
	4	Elmo Wright	Nov. 29, 1968 - Oct. 4, 1969
8.	3	Deontay Greenberry	Sept. 7 - Sept. 28, 2013
	3	Justin Johnson	Nov. 25, 2011 - Jan. 2, 2012
	3	Tyron Carrier	Sept. 12 - Oct. 3, 2009
	3	Tyron Carrier	Nov. 15-29, 2008
	3	Donnie Avery	Sept. 29 - Oct. 13, 2007
	3	Brandon Middleton	Nov. 15-29, 2003
	3	Brandon Middleton	Sept. 13-30, 2013
	3	Jason Phillips	Sept. 26 - Oct. 10, 1987
16.	2	Deontay Greenberry	Oct. 26 - Oct. 31, 2013
	2	Daniel Spencer	Oct. 19 - Oct. 26, 2013
	2	Dewayne Peace	Sept. 8-15, 2012
	2	Patrick Edwards	Nov. 20-27, 2011
	2	James Cleveland	Oct. 31 - Nov. 7, 2009
	2	James Cleveland	Oct. 3-10, 2009
	2	Donnie Avery	Nov. 24 - Dec. 29, 2007
	2	Vincent Marshall	Dec. 1-30, 2006
	2	Jeron Harvey	Oct. 7-14, 2006
	2	Brian Robinson	Nov. 4-11, 2000
	2	Jerrian James	Sept. 19-26, 1998
	2	Sherman Smith	Nov. 7-12, 1992
	2	Freddie Gilbert	Aug. 31 - Sept. 12, 1991
	2	Manny Hazard	Nov. 17 - Dec. 1, 1990
	2	Patrick Cooper	Sept. 29 - Oct. 6, 1990
	2	Jason Phillips	Nov. 19-26, 1988
	2	Jason Phillips	Oct. 8-15, 1988
	2	Jason Phillips	Sept. 10-17, 1988
	2	Elmo Wright	Nov. 1-8, 1969
	2	Riley Odoms	Oct. 2-15, 1971
	2	Elmo Wright	Oct. 26 - Nov. 2, 1968

2016 SEASON

COACHING STAFF

THE COUGARS

SEASON REVIEW

HISTORY & RECORDS





## RECEIVING RECORDS

2016 SEASON

COACHING STAFF

THE COUGARS

SEASON REVIEW

HISTORY & RECORDS

### 100-YARD RECEIVING GAMES - SEASON

Rk.	No.	Player	Years
1.	10	Manny Hazard	1989
2.	8	Patrick Edwards	2011
	8	Brandon Middleton	2003
	8	Marcus Grant	1991
5.	7	Donnie Avery	2007
	7	Jason Phillips	1988
	7	James Dixon	1988
8.	6	Vincent Marshall	2004
	6	Elmo Wright	1969
10.	5	Deontay Greenberry	2013
	5	Patrick Edwards	2010
	5	James Cleveland	2009
	5	Tyron Carrier	2008
	5	Elmo Wright	1968
15.	4	Demarcus Ayers	2015
	4	Daniel Spencer	2013
	4	Justin Johnson	2011
	4	Tyron Carrier	2009
	4	Vincent Marshall	2005
	4	Orlando Iglesias	2001
	4	Brian Robinson	2000
	4	Jerrian James	1998
	4	Freddie Gilbert	1991
	4	Manny Hazard	1990
	4	Jason Phillips	1987
	4	Ken Hebert	1966
27.	3	Deontay Greenberry	2014
	3	Dewayne Peace	2012
	3	Patrick Edwards	2008
	3	Vincent Marshall	2006
	3	Donnie Avery	2005
	3	Orlando Iglesias	1998
	3	Sherman Smith	1992
	3	Chuck Weatherspoon	1989
	3	Bryan Willingham	1973
	3	Elmo Wright	1970
35.	2	Daniel Spencer	2013
	2	Tyron Carrier	2011
	2	James Cleveland	2010
	2	Patrick Edwards	2009
	2	Charles Sims	2009
	2	Mark Hafner	2008
	2	Kierrie Johnson	2008
	2	Jeron Harvey	2006
	2	Vincent Marshall	2003
	2	Brian Robinson	2002
	2	Orlando Iglesias	1999
	2	Robbie Wheeler	1997
	2	Larkay James	1995
	2	Keith Jack	1993
	2	Freddie Gilbert	1992
	2	Ron Peters	1992
	2	John Brown III	1991
	2	Patrick Cooper	1990
	2	Paul Smith	1989
	2	David Roberson	1982
	2	Lonell Phea	1981
	2	Don Bass	1975
	2	Riley Odoms	1971
	2	Pat Orchin	1971
	2	Ken Hebert	1967

### 100-YARD RECEIVING GAMES - CAREER

Rk.	No.	Player	Years
1.	18	Patrick Edwards	2008-11
2.	15	Vincent Marshall	2003-06
	15	Elmo Wright	1968-70
4.	14	Manny Hazard	1989-90
5.	11	Tyron Carrier	2008-11
	11	Donnie Avery	2004-07
	11	Brandon Middleton	1999-03
	11	Jason Phillips	1987-88
9.	10	Orlando Iglesias	1997-01
10.	9	Marcus Grant	1990-91
11.	8	Deontay Greenberry	2012-14
	8	James Dixon	1987-88
13.	7	James Cleveland	2009-10
14.	6	Daniel Spencer	2011-14
	6	Brian Robinson	1999-02
	6	Freddie Gilbert	1991-92
	6	Ken Hebert	1965-67
18.	4	Demarcus Ayers	2013-15
	4	Justin Johnson	2008-11
	4	John Brown III	1990-91
	4	Jerrian James	1998
22.	3	Dewayne Peace	2011-12
	3	Charles Sims	2009-12
	3	Mark Hafner	2005-08
	3	Robbie Wheeler	1995-97
	3	Ron Peters	1991-94
	3	Sherman Smith	1990-93
	3	Keith Jack	1992-93
	3	Chuck Weatherspoon	1987-90
	3	Patrick Cooper	1987-90
	3	Brian Williams	1987-90
	3	Kimble Anders	1987-89
	3	Don Bass	1975-77
	3	Bryan Willingham	1972-74
35.	2	Kierrie Johnson	2008-10
	2	Damion Johnson	1994-96
	2	Charles West	1993-96
	2	Larkay James	1992-95
	2	Paul Smith	1987-89
	2	Kevin Johnson	1983-85
	2	Carl Hiltton	1982-85
	2	David Roberson	1981-83
	2	Lonell Phea	1979-81
	2	Pat Orchin	1970-71
	2	Riley Odoms	1969-71
	2	Warren McVea	1965-67
	2	Vic Hampel	1951-52
49.	1	<b>Steven Dunbar</b>	<b>2014 -</b>
	1	Markeith Ambles	2013-14
	1	Shane Ros	2010-14
	1	Xavier Maxwell	2012-13
	1	Larry McDuffey	2012-13
	1	L.J. Castile	2007-09
	1	Anthony Alridge	2005-07
	1	Kendal Briles	2004-05
	1	Chad McCullar	2003
	1	John Tyson	2001-02
	1	KeyKowa Bell	1999-02
	1	Daniel Adams	1991-94
	1	TiAndre Sanders	1990-93
	1	Tracy Good	1989-92
	1	Craig Alexander	1988-90
	1	Everett "Jet" Brown	1985-88
	1	Larry Shepherd	1982-85
	1	Willis Adams	1977-78
	1	Marshall Johnson	1972-74
	1	Robert Ford	1970-72
	1	Willie Roberts	1969
	1	Mike Spratt	1963-65
	1	Gene Shannon	1949-51
	1	George Nordgren	1946-47

### 1,000-YARD SEASONS - CAREER

Rk.	No.	Player	Years
1.	3	Patrick Edwards	2008-11
2.	2	Tyron Carrier	2008-11
	2	Elmo Wright	1968-70
3.	1	Demarcus Ayers	2013-15
	1	Deontay Greenberry	2012-14
	1	Justin Johnson	2007-11
	1	James Cleveland	2009-10
	1	Vincent Marshall	2003-06
	1	Donnie Avery	2004-07
	1	Brandon Middleton	1999-03
	1	Jason Phillips	1987-88
	1	Manny Hazard	1989-90
	1	Marcus Grant	1990-91
	1	James Dixon	1987-88

### MULTIPLE 10+ RECEPTION RECEIVERS - GAME

Players	Date
Dewayne Peace (11), Charles Sims (11) vs. Louisiana Tech	9/8/12
<i>TicketCity Bowl (Fort Worth, Texas)</i>	
Justin Johnson (12), Patrick Edwards (10) vs. Penn State	1/1/12
<i>Conference USA Championship (Robertson Stadium, Houston)</i>	
Justin Johnson (12), Charles Sims (10) vs. Southern Miss	12/3/11
<i>Conference USA Championship (Greenville, N.C.)</i>	
James Cleveland (19), Tyron Carrier (11) at East Carolina	12/5/09
James Cleveland (12), Patrick Edwards (11) at Tulsa	11/7/09
James Cleveland (13), Tyron Carrier (10) vs. Southern Miss	10/31/09
Jason Phillips (16), James Dixon (12) at Louisiana Tech	9/10/88
Kimble Anders (13), Jason Phillips at Rice	11/28/87
James Dixon (12), Kimble Anders (10) at Temple	11/14/87

### MULTIPLE 1,000-YARD RECEIVERS - SEASON

Rk.	Players	Years
1.	James Cleveland (1,214), Tyron Carrier (1,029), Patrick Edwards (1,021)	2009
2.	Patrick Edwards (1,752), Justin Johnson (1,229) Jason Phillips (1,444), James Dixon (1,103)	2011 1988

### 100+ RUSHING YDS/100+ RECEIVING YDS - GAME

Player	Rush Yds.	Rec. Yds.	Opponent	Date
Chuck Weatherspoon	163	111	at Rice	12/2/89
Chuck Weatherspoon	143	115	Arkansas	10/28/89



## RECEIVING RECORDS

### RUSHING TD and RECEIVING TD • GAME

Player	Rush		Opponent	Date
	TDs	TDs		
Kenneth Farrow	1	1	at USF	11/1/14
Daniel Spencer	1	1	UNLV	9/11/14
<b>Greg Ward, Jr.</b>	<b>1</b>	<b>1</b>	<b>Grambling State</b>	<b>9/6/14</b>
Kenneth Farrow	1	1	USF	10/31/13
Ryan Jackson	1	1	vs. Rice	9/21/13
Daniel Spencer	1	2	Southern	8/30/13
Charles Sims	2	2	at SMU	10/18/12
Charles Sims	1	1	North Texas	10/6/12
Charles Sims	2	1	at UTEP	9/29/11
Michael Hayes	1	1	at North Texas	9/10/11
Michael Hayes	1	1	at Memphis	10/30/10
Michael Hayes	1	1	Texas State	9/4/10
Bryce Beall	1	1	at #5/6 Oklahoma State	9/12/10
Bryce Beall	1	1	Northwestern State	9/5/09
Charles Sims	1	1	Northwestern State	9/5/09
Bryce Beall	1	1	Marshall	10/28/08
Bryce Beall	1	1	UTEP	11/22/08
Anthony Alridge	1	1	East Carolina	9/29/07
Anthony Alridge	1	1	at Tulane	9/15/07
Anthony Alridge	1	1	at Oregon	9/1/07
Roshawn Pope	1	1	Tulane	9/9/06
Ryan Gilbert	2	1	at Tulane	10/8/05
Vincent Marshall	1	2	TCU	10/25/03
Chris Robertson	1	1	at UAB	10/12/02
Joffrey Reynolds	1	1	Texas	9/22/01
Antowain Smith	5	1	Southern Miss	11/9/96
Lamar Smith	1	2	at Michigan	9/25/93
Lamar Smith	2	1	TCU	10/31/92
Lamar Smith	2	1	Louisiana-Lafayette	10/3/92
TiAndre Sanders	1	1	Texas	11/9/91
<b>Tokyo Dome (Tokyo)</b>				
Chuck Weatherspoon	1	1	vs. Arizona State	12/1/90
Chuck Weatherspoon	1	2	TCU	11/3/90
Chuck Weatherspoon	1	1	vs. Arkansas	10/28/89
Chuck Weatherspoon	1	1	Baylor	10/7/89
Kimble Anders	1	1	at Texas A&M	10/10/87
Kimble Anders	1	1	Sam Houston State	9/26/87
Terald Clark	1	1	West Texas State	9/29/79
Elmo Wright	1	1	Tulsa	11/23/68
<b>Tangerine Bowl (Orlando)</b>				
Bobby Brezina	1	1	vs. Miami (Ohio)	12/22/62
Don Brown	1	1	at Wichita State	11/16/57
Harold Lewis	1	1	Mississippi State	9/29/56
Tommy Hall	1	1	at Tulsa	11/5/55
Max Clark	1	1	Tulsa	12/2/50
Max Clark	1	1	Midwestern State	11/24/50
Gene Shannon	1	2	Trinity	11/19/49

### THREE 100-YARD RECEIVERS • GAME

Players (Yards)	Opponent	Date
L.J. Castile (144), Kierrie Johnson (142), Tyron Carrier (101)	at Rice	11/29/08
Freddie Gilbert (189), Sherman Smith (121), Ron Peters (105)	at Texas	10/24/92
Freddie Gilbert (156), John Brown III (136), Marcus Grant (133)	Texas Tech	11/30/91
Manny Hazard (201), John Brown III (174), Craig Alexander (100)	vs. Arizona State	12/1/90
Paul Smith (255), Brian Williams (173), Manny Hazard (143)	SMU	10/21/89
Manny Hazard (163), Kimble Anders (131), Paul Smith (104)	at Arizona State	9/23/89
Jason Phillips (155), James Dixon (124), Kimble Anders (100)	Tulsa	10/15/88

### TWO 100-YARD RECEIVERS • GAME

Players (Yards)	Opponent	Date
Deontay Greenberry (168), Daniel Spencer (117)	at Rutgers	10/26/13
Daniel Spencer (186), Xavier Maxwell (136)	BYU	10/19/13
Daniel Spencer (157), Dewayne Peace (141)	Louisiana Tech	9/8/12

### TicketCity Bowl (Fort Worth, Texas)

Patrick Edwards (228), Justin Johnson (148)	vs. Penn State	1/1/12
Patrick Edwards (181), Justin Johnson (106)	at Tulsa	11/25/11
Patrick Edwards (125), James Cleveland (115)	at Southern Miss	11/20/10
Patrick Edwards (176), James Cleveland (167)	at Tulsa	11/7/09
James Cleveland (147), Tyron Carrier (115)	at UTEP	10/3/09
Charles Sims (122), Tyron Carrier (104)	Texas Tech	9/26/09
Mark Hafner (160), Patrick Edwards (103)	at SMU	10/18/08
Patrick Edwards (146), Kierrie Johnson (104)	at East Carolina	9/27/08
Vincent Marshall (139), Donnie Avery (112)	Memphis	10/15/05
Anthony Alridge (103), Donnie Avery (100)	Oregon	9/1/05
Vincent Marshall (190), Kendal Briles (101)	at Southern Miss	10/7/04

### Sheraton Hawai'i Bowl (Honolulu)

Vincent Marshall (157), Chad McCullar (103)	at Hawai'i	12/25/03
Brandon Middleton (122), Vincent Marshall (106)	TCU	10/25/03
Brandon Middleton (117), Orlando Iglesias (100)	Texas	9/22/01
Larkay James (133), Charles West (124)	at TCU	10/7/95
Ron Peters (163), Keith Jack (143)	Rice	11/28/92
Freddie Gilbert (115), Sherman Smith (110)	at SMU	11/7/92
Freddie Gilbert (132), Marcus Grant (123)	at Rice	11/16/91
Freddie Gilbert (180), Marcus Grant (173)	Louisiana Tech	8/31/91
Manny Hazard (164), Marcus Grant (103)	TCU	11/3/90
Chuck Weatherspoon (163), Manny Hazard (155)	at Rice	12/2/89
Chuck Weatherspoon (115), Patrick Cooper (101)	at Arkansas	10/28/89
Manny Hazard (218), Chuck Weatherspoon (115)	Baylor	10/7/89
John Brown III (168), Manny Hazard (100)	at UNLV	9/2/89
Jason Phillips (207), James Dixon (108)	Rice	11/26/88
Jason Phillips (171), James Dixon (129)	at Texas	11/5/88
Jason Phillips (121), James Dixon (116)	Texas A&M	10/8/88
James Dixon (160), Jason Phillips (129)	at Missouri	9/17/88
Jason Phillips (224), Brian Williams (105)	vs. Louisiana Tech	9/10/88
James Dixon (123), Jason Phillips (107)	Temple	11/14/87
Kimble Anders (120), Brian Williams (111)	at Wyoming	10/17/87
Riley Odoms (108), Willie Roberts (107)	Villanova	10/15/71

2016 SEASON

COACHING STAFF

THE COUGARS

SEASON REVIEW

HISTORY & RECORDS



## 100-YARD RECEIVING GAMES

2016 SEASON

COACHING STAFF

THE COUGARS

SEASON REVIEW

HISTORY & RECORDS

### 300-YARD GAMES (2)

Rk.	Yds.	Player	Rec	TDs	Opponent	Date
1.	346	Donnie Avery	13	2	Rice	10/13/07
2.	318	Patrick Edwards	7	5	Rice	10/27/11

### 200-YARD GAMES (18)

3.	262	Elmo Wright	7	4	Wyoming	11/22/69
4.	255	Paul Smith	6	3	SMU	10/21/89
5.	249	Elmo Wright	7	4	Idaho	11/16/68
6.	244	Elmo Wright	8	1	Cincinnati	10/4/68

#### Conference USA Championship (Greenville, N.C.)

7.	241	James Cleveland	19	3	at East Carolina	12/5/09
8.	231	Robert Ford	7	3	San Diego State	10/14/72
9.	228	Patrick Edwards	10	2	vs. Penn State	1/1/12
10.	224	Manny Hazard	19	2	Texas	11/11/89
	224	Jason Phillips	16	2	vs. Louisiana Tech	9/10/88
12.	218	Manny Hazard	13	5	Baylor	10/7/89
13.	207	Jason Phillips	11	2	Rice	11/26/88
14.	205	Ken Hebert	5	4	Tampa	10/29/66

#### AutoZone Liberty Bowl (Memphis, Tenn.)

15.	201	Vincent Marshall	9	2	vs. South Carolina	12/29/06
-----	-----	------------------	---	---	--------------------	----------

#### Played in Tokyo

	201	Manny Hazard	8	3	vs. Arizona State	12/1/90
	201	Warren McVea	6	2	Mississippi State	11/6/65
18.	200	Elmo Wright	12	1	at Oklahoma State	9/27/69

### 100-YARD GAMES (281)

19.	194	Manny Hazard	19	3	at TCU	11/4/89
20.	193	Manny Hazard	12	3	Temple	9/30/89
21.	190	James Cleveland	13	2	Southern Miss	10/31/09
	190	Vincent Marshall	4	0	at Southern Miss	10/7/04
23.	189	Donnie Avery	9	2	East Carolina	9/29/07
	189	Freddie Gilbert	1	1	at Texas	*10/24/92
25.	188	Don Bass	5	3	TCU	10/30/76
26.	187	Patrick Edwards	8	1	at North Texas	9/10/11
27.	186	Daniel Spencer	7	1	BYU	10/19/13
28.	181	Patrick Edwards	8	4	at Tulsa	11/25/11
29.	180	Freddie Gilbert	11	2	Louisiana Tech	8/31/91
30.	177	Patrick Edwards	10	0	at Texas Tech	11/27/10
31.	176	Patrick Edwards	11	0	at Tulsa	11/7/09
32.	175	Brandon Middleton	8	2	at LSU	9/9/00
	175	Jason Phillips	14	1	Baylor	10/3/87
34.	174	Jeron Harvey	5	2	Southern Miss	10/14/06

#### Played in Tokyo

	174	John Brown III	6	3	vs. Arizona State	12/1/90
36.	173	Marcus Grant	8	1	Louisiana Tech	8/31/91
	173	Brian Williams	4	2	SMU	10/21/89
38.	171	Orlando Iglesias	8	1	at Minnesota	9/27/97
	171	Jason Phillips	11	4	at Texas	11/5/88
	171	Kevin Johnson	6	2	Texas Tech	11/19/83
41.	170	Everett "Jet" Brown	8	2	TCU	11/1/86
42.	169	Patrick Edwards	10	3	UCF	11/5/10
	169	Patrick Edwards	9	3	at Rice	10/16/10
44.	168	Deontay Greenberry	8	3	at Rutgers	10/26/13
	168	John Brown III	11	2	at UNLV	9/2/89
46.	167	James Cleveland	12	3	at Tulsa	11/7/09
47.	166	Pat Orchin	6	1	Memphis	11/6/71
	166	Riley Odoms	7	2	San Jose State	10/2/71
49.	165	Deontay Greenberry	14	0	at Temple	9/7/13
50.	164	Jerrian James	9	1	at UCLA	9/19/98
	164	Manny Hazard	13	0	TCU	11/3/90
	164	Patrick Cooper	5	2	Rice	9/29/90
53.	163	Ron Peters	6	3	Rice	11/28/92
	163	Chuck Weatherspoon	13	0	at Rice	12/2/89
	163	Manny Hazard	16	1	at Arizona State	9/23/89
56.	162	Elmo Wright	3	2	Tulane	9/14/68
57.	161	Demarcus Ayers	8	1	Navy	11/27/15
58.	160	Mark Hafner	10	0	at SMU	10/18/08
	160	James Dixon	7	3	at Missouri	9/17/88
60.	159	Marcus Grant	11	3	at TCU	11/23/91
61.	158	Ken Hebert	5	1	at Kentucky	11/12/66
62.	157	Daniel Spencer	7	1	Louisiana Tech	9/8/12

#### Sheraton Hawai'i Bowl (Honolulu)

	157	Vincent Marshall	7	1	at Hawai'i	12/25/03
	157	KeyKowa Bell	10	1	SMU	9/30/00

	157	Jason Phillips	11	1	at Texas Tech	11/19/88
66.	156	Freddie Gilbert	16	3	Texas Tech	11/30/91
67.	155	Orlando Iglesias	11	0	Southern Miss	11/7/98
	155	Manny Hazard	14	1	at Rice	12/2/89
	155	Jason Phillips	11	2	Tulsa	10/15/88
70.	154	Brian Robinson	11	0	at Tulane	11/4/00
	154	Patrick Cooper	8	2	at Baylor	10/6/90
	154	Elmo Wright	5	2	Syracuse	9/19/70
73.	152	Vincent Marshall	8	1	Louisville	11/20/04
74.	151	Brian Robinson	15	1	Army	9/16/00
	151	Elmo Wright	6	1	at Georgia	11/2/68
<b>76.</b>	<b>150</b>	<b>Steven Dunbar</b>	<b>7</b>	<b>0</b>	<b>Tulsa</b>	<b>11/22/14</b>
77.	149	Deontay Greenberry	9	1	at UTSA	9/28/13
	149	Tyron Carrier	9	2	at UCF	11/14/09

#### TicketCity Bowl (Fort Worth, Texas)

79.	148	Justin Johnson	12	1	vs. Penn State	1/1/12
80.	147	James Cleveland	14	2	at UTEP	10/3/09
	147	Brian Robinson	12	0	at Cincinnati	10/7/00
82.	146	Deontay Greenberry	6	1	vs. Rice	9/21/13
	146	Patrick Edwards	11	1	at East Carolina	9/27/08
84.	144	Patrick Edwards	8	0	at UTEP	9/29/11
	144	James Cleveland	7	1	at UCLA	9/18/10
	144	L.J. Castile	5	3	at Rice	11/29/08
87.	143	Donnie Avery	6	1	Texas Southern	11/24/07
	143	Larkay James	6	1	at Florida	9/2/95
	143	Keith Jack	8	2	Rice	11/28/92
	143	Manny Hazard	9	3	SMU	10/21/89
91.	142	Kierrie Johnson	6	1	at Rice	11/29/08
	142	Orlando Iglesias	9	0	at Southern Miss	10/27/01
	142	Kevin Johnson	5	1	at Arkansas	10/26/85
94.	141	Dewayne Peace	11	1	Louisiana Tech	9/8/12
	141	Tyron Carrier	9	1	UTEP	11/22/08
96.	140	Ken Hebert	7	1	Oklahoma State	10/1/66
97.	139	Vincent Marshall	6	0	Memphis	10/15/05
	139	Vincent Marshall	9	1	Army	9/18/04
	139	Marcus Grant	13	2	SMU	10/19/91
100.	138	Tyron Carrier	10	1	UCLA	9/3/11
	138	Marcus Grant	7	1	Baylor	10/5/91
102.	137	Vincent Marshall	8	1	at Tulsa	10/1/05
	137	Damion Johnson	8	1	Texas Tech	11/25/95
	137	Don Bass	6	1	SMU	9/27/75
	137	Elmo Wright	8	1	Miami (Fla.)	11/1/69
106.	136	Xavier Maxwell	5	1	BYU	10/19/13
	136	John Brown III	4	1	Texas Tech	11/30/91
108.	135	Brandon Middleton	5	2	at East Carolina	9/30/03
	135	Ron Peters	7	1	Kansas	11/1/94
	135	Lonell Phea	6	0	at Baylor	10/4/80
	135	Don Bass	4	0	Tulsa	11/29/75
	135	Marshall Johnson	6	1	Arizona State	9/16/72
113.	134	Bryan Willingham	4	0	Florida State	11/3/73
114.	133	Daniel Spencer	10	1	at BYU	9/11/14
	133	Patrick Edwards	12	2	East Carolina	10/8/11
	133	Larkay James	8	2	at TCU	10/7/95
	133	Marcus Grant	10	1	Texas Tech	11/30/91
118.	132	Freddie Gilbert	14	1	at Rice	11/16/91
	132	Lonell Phea	6	1	Miami (Fla.)	9/20/80
120.	131	James Cleveland	11	2	at Mississippi State	10/10/09
	131	Vincent Marshall	8	1	at Memphis	10/2/04
	131	Sherman Smith	9	0	Texas A&M	11/12/92
	131	Kimble Anders	7	0	at Arizona State	9/23/89
124.	130	Deontay Greenberry	11	1	Tulane	11/8/14
	130	Brandon Middleton	7	2	Louisville	11/22/03
	130	Orlando Iglesias	12	0	East Carolina	10/30/99
	130	Larry Shepherd	8	1	Louisville	9/29/84
	130	Elmo Wright	6	0	at Mississippi State	10/10/70
129.	129	Patrick Edwards	5	3	at Tulane	11/10/11
	129	Vincent Marshall	7	2	Southern Miss	11/13/05
	129	Brandon Middleton	6	2	at Army	11/15/03
	129	John Tyson	2	0	at UAB	10/12/02
	129	James Dixon	9	1	at Texas	11/5/88
	129	Jason Phillips	10	0	at Missouri	9/17/88
135.	128	Mark Hafner	6	1	Marshall	11/17/07
	128	Charles Sims	6	1	Northwestern State	9/5/09
	128	Pat Orchin	6	1	Utah	11/27/71
	128	Ken Hebert	3	1	at Michigan State	9/23/67





## 100-YARD RECEIVING GAMES

128	Warren McVea	3	1	Washington State	9/23/66
128	Vic Hampel	3	1	Detroit	9/28/51
141.	127 Demarcus Ayers	13	0	Memphis	11/14/15
	127 Tyron Carrier	6	2	Tulsa	11/15/08
	127 Brian Robinson	5	1	Louisville	11/30/02
	127 Keith Jack	7	0	at TCU	10/30/93
	127 Elmo Wright	6	3	at Florida State	9/20/69
146.	126 Demarcus Ayers	8	2	Texas State	9/26/15
	126 Damion Johnson	7	0	Southern Miss	11/9/96
	126 Ken Hebert	6	1	Chattanooga	10/30/65
	126 Mike Spratt	4	2	at Alabama	10/26/63
150.	125 Patrick Edwards	7	2	at Southern Miss	11/20/10
	125 Vincent Marshall	6	1	Rice	11/26/05
	125 Jerrian James	10	1	at Cincinnati	11/14/98
	125 Robbie Wheeler	9	1	at Louisville	10/25/97
154.	124 Brandon Middleton	4	1	Mississippi State	9/20/03
	124 Brian Robinson	12	1	at East Carolina	11/11/00
	124 Robbie Wheeler	7	2	Texas	11/11/95
	124 Charles West	8	0	at TCU	10/7/95
	124 James Dixon	6	2	Tulsa	10/15/88
159.	123 Vincent Marshall	9	1	at TCU	10/23/04
	123 Marcus Grant	7	1	at Rice	11/16/91
	123 Manny Hazard	10	2	Texas Tech	11/25/89
	123 James Dixon	12	1	at Temple	11/14/87
163.	122 Patrick Edwards	9	1	SMU	10/24/09
	122 Charles Sims	10	0	Texas Tech	9/26/09
	122 Brandon Middleton	6	2	TCU	10/25/03
	122 Brandon Middleton	4	2	Rice	8/31/03
	122 Brian Robinson	3	1	East Carolina	11/9/02
	122 Marcus Grant	7	0	Texas	11/9/91
	122 John Brown III	4	1	at Illinois	9/21/91
170.	121 Demarcus Ayers	10	0	Tennessee Tech	9/5/15
	121 Jerrian James	11	2	Army	10/10/98
	121 Sherman Smith	8	1	at Texas	10/24/92
	121 Jason Phillips	6	0	Texas A&M	10/8/88
	121 Vic Hampel	5	2	Tulsa	10/11/52
	121 Gene Shannon	5	3	at Tulsa	10/13/51
<b>Texas Bowl (Reliant Stadium, Houston)</b>					
176.	120 Donnie Avery	0	0	TCU	12/28/07
	120 Brandon Middleton	4	1	at Louisiana-Lafayette	9/13/03
	120 Marcus Grant	7	0	at Texas A&M	10/26/91
	120 Kimble Anders	8	1	at Wyoming	10/17/87
180.	119 Vincent Marshall	6	1	Tulane	9/9/06
	119 Brandon Middleton	5	2	USF	11/23/02
	119 David Roberson	9	0	at Baylor	10/2/82
183.	118 Patrick Edwards	6	0	UTEP	9/10/10
	118 Jeron Harvey	6	1	Louisiana-Lafayette	10/7/06
	118 Elmo Wright	7	0	at Florida State	11/29/68
186.	117 Daniel Spencer	6	0	at Rutgers	10/26/13
	117 Brandon Middleton	3	1	Texas	9/22/01
	117 Manny Hazard	14	3	at SMU	10/20/90
	117 Jason Phillips	9	1	Sam Houston State	9/26/87
190.	116 Donnie Avery	10	1	SMU	11/4/07
	116 James Dixon	7	0	Texas A&M	10/8/88
	116 Carl Hilton	5	1	at Baylor	10/6/85
193.	115 James Cleveland	9	1	at Southern Miss	11/20/10
	115 Tyron Carrier	11	1	at UTEP	10/3/09
	115 Freddie Gilbert	6	1	at SMU	11/7/92
	115 Chuck Weatherspoon	6	1	at Arkansas	10/28/89
	115 Chuck Weatherspoon	7	1	Baylor	10/7/89
	115 Elmo Wright	3	1	at Mississippi	10/26/68
199.	114 Charles Sims	7	2	at SMU	10/18/12
	114 Shane Ros	7	1	vs. UAB	10/13/12
	114 Jason Phillips	9	0	at Texas A&M	10/10/87
203.	113 Donnie Avery	3	0	Tulsa	11/4/06
	113 Bryan Willingham	4	0	at Miami (Fla.)	10/19/73
205.	112 Donnie Avery	8	1	Memphis	10/15/05
	112 Elmo Wright	9	2	Alabama	10/24/70
207.	111 Tyron Carrier	7	1	at Oklahoma State	9/12/09
	111 Donnie Avery	3	1	at UCF	11/5/05
	111 Charles West	7	1	Sam Houston State	8/31/96
	111 TiAndre Sanders	5	0	at Tulsa	9/5/92
	111 Manny Hazard	9	2	Eastern Washington	11/17/90
	111 Tracy Good	9	2	UNLV	9/8/90
	111 James Dixon	11	1	TCU	10/29/88

111	Brian Williams	4	1	at Wyoming	10/17/87
215.	110 Deontay Greenberry	5	0	Grambling State	9/6/14
	110 Vincent Marshall	7	0	Tulane	10/30/04
	110 Sherman Smith	15	1	at SMU	11/7/92
	110 Elmo Wright	5	1	at Tulsa	11/8/69
219.	109 Patrick Edwards	7	1	Marshall	10/22/11
	109 Keith Jack	4	0	Baylor	10/2/93
	109 Freddie Gilbert	16	0	at Miami (Fla.)	9/12/91
222.	108 Tyron Carrier	7	1	UAB	10/9/08
	108 Brandon Middleton	5	1	UAB	11/29/03
	108 James Dixon	15	1	Rice	11/26/88
	108 Riley Odoms	8	1	Villanova	10/15/71
	108 Elmo Wright	3	3	Mississippi State	10/4/69
227.	107 Robbie Wheeler	6	1	at Alabama	8/30/97
	107 Jason Phillips	7	0	at Temple	11/14/87
	107 Willie Roberts	2	1	Villanova	10/15/71
230.	106 Deontay Greenberry	4	1	USF	10/31/13
<b>Conference USA Championship (Robertson Stadium, Houston)</b>					
	106 Justin Johnson	7	1	Southern Miss	12/3/11
	106 Justin Johnson	7	1	at Tulsa	11/25/11
	106 Patrick Edwards	8	0	at Oklahoma State	9/6/08
	106 Vincent Marshall	5	1	TCU	10/25/03
	106 David Roberson	5	1	Texas A&M	10/9/82
236.	105 Chance Allen	6	1	at UConn	11/21/15
	105 Markeith Ambles	6	1	vs. Vanderbilt	1/4/14
	105 Tyron Carrier	12	1	at UAB	11/5/11
	105 Orlando Iglesias	13	1	UAB	11/17/01
	105 Orlando Iglesias	7	1	at Tulane	11/21/98
	105 Orlando Iglesias	6	1	at Alabama	9/11/99
	105 Jerrian James	11	0	at Tennessee	9/26/98
	105 Ron Peters	3	1	at Texas	10/24/92
	105 Brian Williams	6	0	vs. Louisiana Tech	9/10/88
<b>Bluebonnet Bowl (Houston Astrodome, Houston)</b>					
	105 Bryan Willingham	3	0	vs. Tulane	12/29/73
246.	104 Tyron Carrier	8	0	Texas Tech	9/26/09
	104 Donnie Avery	4	1	Alabama	10/6/07
	104 Tyron Carrier	6	0	at Marshall	10/28/08
	104 Kierrie Johnson	4	1	at East Carolina	9/27/08
	104 Paul Smith	2	1	at Arizona State	9/23/89
251.	103 Deontay Greenberry				
	103 Dewayne Peace	10	0	at UCLA	9/15/12
	103 Patrick Edwards	5	1	at SMU	10/18/08
	103 Mark Hafner	7	2	Southern	8/30/08
	103 Donnie Avery	7	0	Tulane	9/15/07
	103 Anthony Alridge	3	1	Oregon	9/1/05
<b>Sheraton Hawai'i Bowl (Honolulu)</b>					
	103 Chad McCullar	5	1	at Hawai'i	12/25/03
	103 Marcus Grant	3	3	TCU	11/3/90
	103 Carl Hilton	4	1	at SMU	10/20/84
260.	102 Daniel Spencer	9	2	Southern	8/30/13
	102 Daniel Adams	6	0	at Texas Tech	11/21/92
	102 James Dixon	9	0	Arkansas	10/22/88
	102 Ken Hebert	5	1	Georgia	11/4/67
264.	101 Dewayne Peace	7	0	Tulane	11/24/12
	101 Tyron Carrier	6	1	at Rice	11/29/08
	101 Kendal Briles	10	0	at Southern Miss	10/7/04
	101 Orlando Iglesias	8	1	Memphis	10/13/01
	101 Orlando Iglesias	9	1	Memphis	10/3/98
	101 Patrick Cooper	6	1	at Arkansas	10/28/89
	101 Manny Hazard	14	0	at Texas A&M	10/14/89
	101 Willis Adams	5	1	Rice	12/2/78
272.	100 Daniel Spencer	7	1	SMU	11/29/13
	100 Larry McDuffey	8	1	at Rice	9/29/12
	100 Justin Johnson	5	0	at Louisiana Tech	9/17/11
<b>Conference USA Championship (Robertson Stadium, Houston)</b>					
	100 Vincent Marshall	8	0	Southern Miss	12/1/06
	100 Donnie Avery	4	1	Oregon	9/1/05
	100 Orlando Iglesias	6	0	Texas	9/22/01
	100 George Nordgren	2	1	at Florida State	9/17/96
<b>Tokyo Dome (Tokyo)</b>					
	100 Craig Alexander	6	0	vs. Arizona State	12/1/90
	100 Manny Hazard	5	1	at UNLV	9/2/89
	100 Kimble Anders	8	0	Tulsa	10/15/88

2016 SEASON

COACHING STAFF

THE COUGARS

SEASON REVIEW

HISTORY & RECORDS



## 100-YARD RECEIVERS

2016 SEASON

COACHING STAFF

THE COUGARS

SEASON REVIEW

HISTORY & RECORDS

### PATRICK EDWARDS (18)

Yds.	Att.	TD	Opponent	Date
318	7	5	Rice	10/27/11
<i>TicketCity Bowl (Fort Worth, Texas)</i>				
228	10	2	vs. Penn State	1/1/12
187	8	1	at North Texas	9/10/11
181	8	4	at Tulsa	11/25/11
177	10	0	at Texas Tech	11/27/10
176	11	0	at Tulsa	11/7/09
169	10	3	UCF	11/5/10
169	9	3	at Rice	10/16/10
146	11	1	at East Carolina	9/27/08
144	8	0	at UTEP	9/29/11
133	12	2	East Carolina	10/8/11
129	5	3	at Tulane	11/10/11
125	7	2	at Southern Miss	11/20/10
122	9	1	SMU	10/24/09
118	6	0	UTEP	9/10/10
109	7	1	Marshall	10/26/11
106	8	0	at Oklahoma State	9/6/08
103	5	1	at SMU	10/18/08

### VINCENT MARSHALL (15)

Yds.	Att.	TD	Opponent	Date
201	9	2	vs. South Carolina	12/29/06
210	4	0	at Southern Miss	10/7/04
<i>Sheraton Hawai'i Bowl (Honolulu)</i>				
157	7	1	at Hawai'i	12/25/03
152	8	1	Louisville	11/20/04
139	6	0	Memphis	10/15/05
139	9	1	Army	9/18/04
137	8	1	at Tulsa	10/1/05
131	8	1	at Memphis	10/2/04
129	7	2	Southern Miss	11/13/05
125	6	1	Rice	11/26/05
123	9	1	at TCU	10/23/04
119	6	1	Tulane	9/9/06
110	7	0	Tulane	10/30/04
106	5	1	TCU	10/25/03
<i>C-USA Championship (Robertson Stadium, Houston)</i>				
100	8	0	Southern Miss	12/1/06

### ELMO WRIGHT (15)

262	7	4	Wyoming	11/22/69
249	7	4	Idaho	11/16/18
244	8	1	Cincinnati	10/4/68
200	12	1	at Oklahoma State	9/27/69
162	3	2	Tulane	9/14/68
154	5	2	Syracuse	9/19/70
151	6	1	at Georgia	11/2/68
137	8	1	Miami (Fla.)	11/1/69
130	6	0	at Mississippi State	10/10/70
127	6	3	at Florida State	9/20/69
118	7	0	at Florida State	11/29/68
115	3	1	at Mississippi	10/26/68
112	9	2	Alabama	10/24/70
110	5	1	at Tulsa	11/8/69
108	3	3	Mississippi State	10/4/69

### MANNY HAZARD (14)

Yds.	Att.	TD	Opponent	Date
<i>Played in Tokyo</i>				
224	19	2	Texas	11/11/89
218	13	5	Baylor	10/7/89
201	8	3	vs. Arizona State	12/1/90
194	19	3	at TCU	11/4/89
193	12	3	Temple	9/30/89
164	13	0	TCU	11/3/90
163	16	1	at Arizona State	9/23/89
155	14	1	at Rice	12/2/89
143	9	3	SMU	10/21/89
123	10	2	Texas Tech	11/25/89
117	14	3	at SMU	10/20/90
111	9	2	Eastern Washington	11/17/90
101	14	0	at Texas A&M	10/14/89
100	5	1	at UNLV	9/2/89

### DONNIE AVERY (11)

346	13	2	Rice	10/13/07
189	9	2	East Carolina	9/29/07
143	6	1	Texas Southern	11/24/07
<i>Texas Bowl (Reliant Stadium, Houston)</i>				
120	0	0	TCU	12/28/07
116	10	1	SMU	11/4/07
113	3	0	Tulsa	11/4/06
112	8	1	Memphis	10/15/05
111	3	1	at UCF	11/5/05
104	4	1	Alabama	10/6/07
103	7	0	Tulane	9/15/07
100	4	1	Oregon	9/1/05

### BRANDON MIDDLETON (11)

175	8	2	at LSU	9/9/00
135	5	2	at East Carolina	9/30/03
130	7	2	Louisville	11/22/03
124	4	1	Mississippi State	9/20/03
129	6	2	at Army	11/15/03
122	6	2	TCU	10/25/03
120	4	1	at Louisiana-Lafayette	9/13/03
119	5	2	USF	11/23/02
117	3	1	Texas	9/22/01
108	5	1	UAB	11/29/03
122	4	2	Rice	8/31/03

### JASON PHILLIPS (11)

224	16	2	vs. Louisiana Tech	9/10/88
207	11	2	Rice	11/26/88
175	14	1	Baylor	10/3/87
171	11	4	at Texas	11/5/88
157	11	1	at Texas Tech	11/19/88
155	11	2	Tulsa	10/15/88
129	10	0	at Missouri	9/17/88
121	6	0	Texas A&M	10/8/88
117	9	1	Sam Houston State	9/26/87
114	9	0	at Texas A&M	10/10/87
107	7	0	at Temple	11/14/87

### TYRON CARRIER (11)

149	9	2	at UCF	11/14/09
141	9	1	UTEP	11/22/08
138	10	1	UCLA	9/3/11
127	6	2	Tulsa	11/15/08
115	11	1	at UTEP	10/3/09
111	7	1	at Oklahoma State	9/12/09
108	7	1	UAB	10/9/08
105	12	1	at UAB	11/5/11
104	8	0	Texas Tech	9/26/09
104	6	0	at Marshall	10/28/08
101	6	1	at Rice	11/29/08

### ORLANDO IGLESIAS (10)

171	8	1	at Minnesota	9/27/97
155	11	0	Southern Miss	11/7/98
142	9	0	at Southern Miss	10/27/01
130	12	0	East Carolina	10/30/99
105	13	1	UAB	11/17/01
105	6	1	at Alabama	9/11/99
105	7	1	at Tulane	11/21/98
101	8	1	Memphis	10/13/01
100	6	0	Texas	9/22/01
101	9	1	Memphis	10/3/98

### MARCUS GRANT (9)

173	8	1	Louisiana Tech	8/31/91
159	11	3	at TCU	11/23/91
139	13	2	SMU	10/19/91
138	7	1	Baylor	10/5/91
133	10	1	Texas Tech	11/30/91
123	7	1	at Rice	11/16/91
122	7	0	Texas	11/9/91
120	7	0	at Texas A&M	10/26/91
103	3	3	TCU	11/3/90

### JAMES DIXON (8)

160	7	3	at Missouri	9/17/88
129	9	1	at Texas	11/5/88
124	6	2	Tulsa	10/15/88
123	12	1	at Temple	11/14/87
116	7	0	Texas A&M	10/8/88
111	11	1	TCU	10/29/88
108	15	1	Rice	11/26/88
102	9	0	Arkansas	10/22/88

### DEONTAY GREENBERRY (8)

168	8	3	at Rutgers	10/26/13
165	14	0	at Temple	9/7/13
149	9	1	at UTSA	9/28/13
146	6	1	vs. Rice	9/21/13
136	12	1	vs. Tulane	11/8/14
110	5	0	Grambling State	9/6/14
106	4	1	USF	10/31/13
103	9	0	at Cincinnati	12/6/14

### JAMES CLEVELAND (7)

241	19	3	at East Carolina	12/5/09
190	13	2	Southern Miss	10/31/09
167	12	3	at Tulsa	11/7/09
144	7	1	at UCLA	9/18/10
<i>C-USA Championship (Greenville, N.C.)</i>				
147	14	2	at UTEP	10/3/09
131	11	2	at Mississippi State	10/10/09
115	9	1	at Southern Miss	11/20/10

### FREDDIE GILBERT (6)

189	1	1	at Texas	10/24/92
180	11	2	Louisiana Tech	8/31/91
156	16	3	Texas Tech	11/30/91
132	14	1	at Rice	11/16/91
115	6	1	at SMU	11/7/92
109	16	0	at Miami (Fla.)	9/12/91

### KEN HEBERT (6)

205	5	4	Tampa	10/29/66
158	5	1	at Kentucky	11/12/66
140	7	1	Oklahoma State	10/1/66
128	3	1	at Michigan State	9/23/67
126	6	1	Chattanooga	10/30/65
102	5	1	Georgia	11/4/67

### BRIAN ROBINSON (6)

154	11	0	at Tulane	11/4/00
151	15	1	Army	9/16/00
147	12	0	at Cincinnati	10/7/00
127	5	1	Louisville	11/30/02
124	12	1	at East Carolina	11/11/00
122	3	1	East Carolina	11/9/02

### DANIEL SPENCER (6)

186	7	1	BYU	10/19/13
157	7	1	Louisiana Tech	9/8/12
133	10	1	at BYU	9/11/14
117	6	0	at Rutgers	10/26/13
102	9	2	Southern	8/30/13
100	7	1	SMU	11/29/13

### DEMARCUS AYERS (4)

161	8	1	Navy	11/27/15
127	13	0	Memphis	11/4/15
126	8	2	Texas State	9/26/15
121	10	0	Tennessee Tech	9/5/15

### JOHN BROWN III (4)

Yds.	Att.	TD	Opponent	Date
<i>Played in Tokyo</i>				
174	6	3	vs. Arizona State	12/1/90
168	11	2	at UNLV	9/2/89
136	4	1	Texas Tech	11/30/91
122	4	1	at Illinois	9/21/91

### JERRIAN JAMES (4)

164	9	1	at UCLA	9/19/98
125	10	1	at Cincinnati	11/14/98
121	11	2	Army	10/10/98
105	11	0	at Tennessee	9/26/98

### JUSTIN JOHNSON (4)

Yds.	Att.	TD	Opponent	Date
<i>TicketCity Bowl (Fort Worth, Texas)</i>				
148	12	1	vs. Penn State	1/1/12
<i>C-USA Championship (Robertson Stadium, Houston)</i>				

## 100-YARD RECEIVERS

**RON PETERS (3)**

163	6	3	Rice	11/28/92
135	7	1	Kansas	11/1/94
105	3	1	at Texas	10/24/92

**CHARLES SIMS (3)**

128	6	1	Northwestern State	9/5/09
122	10	0	Texas Tech	9/26/09
114	7	2	at SMU	10/18/12

**SHERMAN SMITH (3)**

131	9	0	Texas A&M	11/12/92
121	8	1	at Texas	10/24/92
110	15	1	at SMU	11/7/92

**CHUCK WEATHERSPOON (3)**

163	13	0	at Rice	12/2/89
115	6	1	at Arkansas	10/28/89
115	7	1	Baylor	10/7/89

**ROBBIE WHEELER (3)**

125	9	1	at Louisville	10/25/97
124	7	2	Texas	11/11/95
107	6	1	at Alabama	8/30/97

**BRIAN WILLIAMS (3)**

173	4	2	SMU	10/21/89
111	4	1	at Wyoming	10/17/87
105	6	0	vs. Louisiana Tech	9/10/88

**BRYAN WILLINGHAM (3)***Bluebonnet Bowl (Houston Astrodome, Houston)*

134	4	0	Florida State	11/3/73
113	4	0	at Miami (Fla.)	10/19/73
105	3	0	vs. Tulane	12/29/73

**VIC HAMPEL (2)**

128	3	1	Detroit	9/28/51
121	5	2	Tulsa	10/11/52

**JERON HARVEY (2)**

174	5	2	Southern Miss	10/14/06
118	6	1	Louisiana-Lafayette	10/7/06

**CARL HILTON (2)**

116	5	1	at Baylor	10/6/85
103	4	1	at SMU	10/20/84

**LARKAY JAMES (2)**

143	6	1	at Florida	9/2/95
133	8	2	at TCU	10/7/95

**DAMION JOHNSON (2)**

137	8	1	Texas Tech	11/25/95
126	7	0	Southern Miss	11/9/96

**KEVIN JOHNSON (2)**

171	6	2	Texas Tech	11/19/83
142	5	1	at Arkansas	10/26/85

**KIERRIE JOHNSON (2)**

142	6	1	at Rice	11/29/08
104	4	1	at East Carolina	9/27/08

**WARREN McVEA (2)**

201	6	2	Mississippi State	11/6/65
128	3	1	Washington State	9/23/66

**RILEY ODOMS (2)**

166	7	2	San Jose State	10/2/71
108	8	1	Villanova	10/15/71

**PAT ORCHIN (2)**

166	6	1	Memphis	11/6/71
128	6	1	Utah	11/27/71

**LONELL PHEA (2)**

135	6	0	at Baylor	10/04/80
132	6	1	Miami (Fla.)	9/20/80

**DAVID ROBERSON (2)**

119	9	0	at Baylor	10/2/82
106	5	1	Texas A&M	10/9/82

**PAUL SMITH (2)**

255	6	3	SMU	10/21/89
104	2	1	at Arizona State	9/23/89

**CHARLES WEST (2)**

124	8	0	at TCU	10/7/95
111	7	1	Sam Houston State	8/31/96

**MARKEITH AMBLES (1)**

105	6	1	vs. Vanderbilt	1/4/14
-----	---	---	----------------	--------

**DANIEL ADAMS (1)**

102	6	0	at Texas Tech	11/21/92
-----	---	---	---------------	----------

**WILLIS ADAMS (1)**

101	5	1	Rice	12/2/78
-----	---	---	------	---------

**CRAIG ALEXANDER (1)***Played in Tokyo*

100	6	0	vs. Arizona State	12/1/90
-----	---	---	-------------------	---------

**CHANCE ALLEN (1)**

105	6	1	at UConn	11/21/15
-----	---	---	----------	----------

**ANTHONY ALRIDGE (1)**

103	3	1	Oregon	9/1/05
-----	---	---	--------	--------

**KeyKOWA BELL (1)**

157	10	1	SMU	9/30/00
-----	----	---	-----	---------

**KENDAL BRILES (1)**

101	10	0	at Southern Miss	10/7/04
-----	----	---	------------------	---------

**EVERETT "JET" BROWN (1)**

170	8	2	TCU	11/1/86
-----	---	---	-----	---------

**L.J. CASTILE (1)**

144	5	3	at Rice	11/29/08
-----	---	---	---------	----------

**STEVEN DUNBAR (1)**

150	7	0	Tulsa	11/22/14
-----	---	---	-------	----------

**ROBERT FORD (1)**

231	7	3	San Diego State	10/14/72
-----	---	---	-----------------	----------

**TRACY GOOD (1)**

111	9	2	UNLV	9/8/90
-----	---	---	------	--------

**MARSHALL JOHNSON (1)**

135	6	1	Arizona State	9/16/72
-----	---	---	---------------	---------

**XAVIER MAXWELL (1)**

136	5	1	BYU	10/19/13
-----	---	---	-----	----------

**CHAD McCOLLAR (1)***Sheraton Hawai'i Bowl (Honolulu)*

103	5	1	at Hawai'i	12/25/03
-----	---	---	------------	----------

**LARRY McDUFFEY (1)**

100	8	1	at Rice	9/29/12
-----	---	---	---------	---------

**GEORGE NORDGREN (1)**

100	2	1	at Florida State	9/17/96
-----	---	---	------------------	---------

**WILLIE ROBERTS (1)**

107	2	1	Villanova	10/15/71
-----	---	---	-----------	----------

**SHANE ROS (1)**

114	7	1	vs. UAB	10/13/12
-----	---	---	---------	----------

**TiANDRE SANDERS (1)**

111	5	0	at Tulsa	9/5/92
-----	---	---	----------	--------

**GENE SHANNON (1)**

121	5	3	at Tulsa	10/13/51
-----	---	---	----------	----------

**LARRY SHEPHERD (1)**

130	8	1	Louisville	9/29/84
-----	---	---	------------	---------

**DANIEL SPENCER (1)**

100	7	1	SMU	11/29/13
-----	---	---	-----	----------

**MIKE SPRATT (1)**

126	4	2	at Alabama	10/26/63
-----	---	---	------------	----------

**JOHN TYSON (1)**

129	2	0	at UAB	10/12/02
-----	---	---	--------	----------





## ALL-PURPOSE RECORDS

2016 SEASON

COACHING STAFF

THE COUGARS

SEASON REVIEW

HISTORY & RECORDS

### ALL-PURPOSE YARDS • GAME

Rk.	Yds.	Player	Ru	R	K	PR	Opponent	Date
1.	427	Donnie Avery	0	346	81	0	Rice	10/13/07
2.	372	Chuck Weatherspoon	123	85	34	130	Eastern Washington	11/17/90
3.	350	Donnie Avery	0	189	161	0	East Carolina	9/29/07
4.	330	Gene Shannon	148	84	96	2	Villanova	10/27/51
5.	328	Chuck Weatherspoon	123	53	0	152	at Arizona State	9/23/89
6.	325	Anthony Alridge	20	-88	32	0	at Oregon	9/1/07
7.	318	Patrick Edwards	0	318	0	0	Rice	10/27/11
8.	300	Joffrey Reynolds	300	0	0	0	East Carolina	11/9/02
9.	294	Anthony Evans	282	12	0	0	Army	9/18/04
10.	292	Tyron Carrier	23	127	142	0	Tulsa	11/15/08
11.	284	Parick Edwards	0	106	178	0	at Oklahoma State	9/6/08
12.	283	Demarcus Ayers	15	93	0	175	at Tulane	10/16/15
13.	282	Paul Gipson	282	0	0	0	Tulsa	11/23/68
<b>AutoZone Liberty Bowl (Memphis, Tenn.)</b>								
14.	279	Vincent Marshall	0	201	67	11	vs South Carolina	12/29/06
15.	272	Antowain Smith	231	26	15	0	Southern Miss	11/9/96
16.	270	Anthony Alridge	225	33	12	0	at SMU	11/11/06
	270	Marshall Johnson	0	135	120	15	Arizona State	9/16/72
	270	Chuck Weatherspoon	178	92	0	0	TCU	11/3/90
19.	267	Elmo Wright	5	262	0	0	Wyoming	11/22/69
	267	Paul Gipson	229	0	38	0	Georgia	11/4/67
21.	265	Tyron Carrier	32	141	78	14	UTEP	11/22/08
	265	Tyron Carrier	2	101	142	20	at Rice	11/29/08
	265	Charles Sims	210	55	0	0	North Texas	10/6/12
24.	264	Robert Newhouse	237	0	27	0	at Cincinnati	9/25/71
25.	263	Bryce Beall	167	96	0	0	UTEP	11/22/08
26.	262	Elmo Wright	13	249	0	0	Idaho	11/16/68
27.	259	Anthony Alridge	204	43	12	0	at UTEP	10/27/07
28.	258	Don Bass	33	137	89	(-1)	SMU	9/27/75
29.	254	James Dixon	0	37	217	0	Sam Houston State	9/26/87
30.	252	Charles Sims	207	45	0	0	at Tulane	11/10/11
31.	250	Gene Shannon	183	41	26	0	at Detroit	9/28/51
32.	243	Ketric Sanford	212	5	26	0	Tulane	11/6/99

### ALL-PURPOSE YARDS • SEASON

Rk.	Yds.	Player	Plays	Rush	Rec	KR	PR	Year
1.	2,391	Chuck Weatherspoon	226	1,146	735	95	415	1989
2.	2,258	Anthony Alridge	310	1,597	428	233	0	2007
3.	2,213	Tyron Carrier	142	125	1,029	73	986	2009
4.	2,038	Chuck Weatherspoon	229	1,097	560	185	196	1990
5.	1,988	Robert Newhouse	286	1,757	35	196	0	1971
6.	1,968	Patrick Edwards	106	6	1,752	0	210	2011
7.	1,880	Donnie Avery	106	0	1,456	424	0	2007
8.	1,844	Tyron Carrier	127	140	1,026	601	77	2008
9.	1,836	Anthony Alridge	141	959	274	603	0	2006
10.	1,786	Paul Gipson	253	1,550	9	227	0	1968
11.	1,752	Bryce Beall	233	1,247	496	9	0	2008
12.	1,729	Tyron Carrier	129	15	958	756	0	2011
13.	1,704	Tyron Carrier	106	50	480	1,174	0	2010
	1,704	Gene Shannon	177	1,036	345	323	0	1951
15.	1,689	Manny Hazard	142	0	1,689	0	0	1989
16.	1,680	Joffrey Reynolds	335	1,621	19	0	0	2002
17.	1,668	James Dixon	127	0	1,103	565	0	1988
18.	1,659	Demarcus Ayers	151	147	1,222	0	290	2015
19.	1,589	Ketric Sanford	249	1,199	113	277	0	1999
20.	1,562	James Dixon	92	0	659	903	0	1987
21.	1,530	Ketric Sanford	259	1,135	171	305	0	1998
22.	1,498	Kimble Anders	219	815	707	0	0	1987

### ALL-PURPOSE YARDS • CAREER

Rk.	Yds.	Player	Plays	Rush	Rec	KR	PR	IR	Years
1.	7,490	Tyron Carrier	504	330	3,493	3,517	150	0	2008-11
2.	5,817	Ketric Sanford	873	3,636	476	1,705	0	0	1996-99
3.	5,715	Chuck Weatherspoon	595	3,247	1,375	482	611	0	1987-90
4.	5,503	Patrick Edwards	351	49	4,507	441	506	0	2008-11
5.	4,762	Vincent Marshall	357	299	3,770	370	323	0	2003-06
6.	4,438	Anthony Alridge	474	2,595	997	846	0	0	2005-07
7.	4,213	Donnie Avery	253	0	3,289	896	0	0	2004-07
8.	4,111	Bryce Beall	641	3,098	1,004	9	0	0	2008-11
9.	4,096	Brandon Middleton	200	21	2,873	1,200	2	0	1999-03
10.	4,077	Charles Sims	542	2,370	1,707	0	0	0	2009-12
11.	3,763	Demarcus Ayers	273	151	1,687	1,613	312	0	2013-15
12.	3,755	Gene Shannon	439	2,332	658	657	108	0	1949-51
13.	3,673	Joffrey Reynolds	722	2,946	677	50	0	0	1999-02
14.	3,649	Kenneth Farrow	637	2,975	546	128	0	0	2011-15
15.	3,482	Elmo Wright	166	135	3,347	0	0	0	1968-70
16.	3,416	Robert Newhouse	472	2,961	39	416	0	0	1969-71
17.	3,314	Kimble Anders	438	1,359	1,718	32	205	0	1985-89
18.	3,255	Paul Gipson	479	2,769	122	364	0	0	1966-68
19.	3,230	James Dixon	219	0	1,762	1,468	0	0	1987-88
20.	3,009	Warren McVea	286	1,461	841	685	22	0	1965-67
21.	3,006	Ryan Jackson	490	1,930	708	368	0	0	2012-15
22.	2,957	Max Clark	340	1,580	360	434	566	11	1948-50
23.	2,810	Orlando Iglesias	222	0	2,810	0	0	0	1997-01
24.	2,679	Alois Blackwell	439	2,467	108	104	0	0	1975-77
25.	2,638	Manny Hazard	221	3	2,635	0	0	0	1989-90
26.	2,618	Deontay Greenberry	203	6	2,612	0	0	0	2012-14
27.	2,490	Jason Phillips	224	0	2,319	0	156	0	1987-88
28.	2,456	Anthony Evans	506	2,295	74	87	0	0	2001-05
29.	2,393	Terald Clark	475	2,144	173	76	0	0	1978-80
30.	2,368	Lonell Phea	166	57	1,408	313	590	0	1978-81
31.	2,334	Don Bass	152	145	1,821	336	32	0	1974-77
32.	2,267	Ken Bolin	251	1,058	242	798	121	48	1959-61
33.	2,226	Antowain Smith	398	1,847	323	56	0	0	1995-96
34.	2,204	Jackie Battle	450	2,120	45	39	0	0	2002-06
35.	2,179	Michael Hayes	363	1,356	810	13	0	0	2010-11
36.	2,178	Marshall Johnson	293	1,587	347	229	15	0	1972-74
<b>37.</b>	<b>2,160</b>	<b>Greg Ward, Jr.</b>	<b>397</b>	<b>1,857</b>	<b>234</b>	<b>0</b>	<b>69</b>	<b>0</b>	<b>2013 -</b>
38.	2,088	Jim Strong	308	1,936	152	0	0	0	1967-69
	2,088	TiAndre Sanders	272	959	876	253	0	0	1990-93
40.	2,055	Robbie Wheeler	170	38	1,149	765	103	0	1995-97
41.	2,040	Joe Lopasky	256	668	321	343	708	0	1962-64
42.	2,015	Willie Roberts	111	129	399	1,456	31	0	1969-71
43.	2,013	James Cleveland	162	(-1)	2,014	0	0	0	2009-10
44.	2,002	Daniel Spencer	150	179	1,754	0	69	0	2011-14
45.	2,001	Tracy Good	179	9	1,236	756	0	0	1989-92
46.	1,951	Charles West	177	2	1,371	237	341	0	1993-96



## TOTAL OFFENSE RECORDS

### PLAYS - GAME

Rk.	Plays	Player	Rush	Pass	Opponent	Date
1.	82	Case Keenum	7	75	at East Carolina	12/5/09
	82	David Klingler	6	76	at SMU	10/20/90
3.	81	David Piland	4	77	vs. Louisiana Tech	9/8/12
4.	80	David Klingler	10	70	Texas Tech	11/30/91
5.	79	Case Keenum	3	76	at UTEP	10/3/09
	79	David Klingler	16	63	at TCU	11/23/91
<i>Played in Tokyo</i>						
	79	David Klingler	9	70	vs. Arizona State	12/1/90
<i>TicketCity Bowl (Fort Worth, Texas)</i>						
8	76	Case Keenum	7	69	vs. Penn State	1/1/12
9.	73	Case Keenum	6	67	Southern Miss	12/3/11
	73	David Klingler	5	68	at Baylor	10/6/90
11.	72	Jimmy Klingler	1	71	Rice	11/28/92
12	71	Andre Ware	2	69	at Arizona State	9/23/89
13.	70	Case Keenum	9	61	at Oklahoma State	9/6/08
	70	Jimmy Klingler	5	65	TCU	10/31/92
	70	Andre Ware	8	62	Baylor	10/3/87

### PLAYS - SEASON

Rk.	No.	Player	Rush	Pass	Year
1.	760	Case Keenum	60	700	2009
2.	704	David Klingler	61	643	1990
3.	665	Case Keenum	76	589	2008
4.	660	Case Keenum	57	603	2011
5.	628	André Ware	50	578	1989
6.	590	David Klingler	92	48	1991
7.	544	Jimmy Klingler	40	504	1992
<b>8.</b>	<b>543</b>	<b>Greg Ward, Jr.</b>	<b>198</b>	<b>345</b>	<b>2015</b>
	543	Kevin Kolb	111	432	2006
10.	524	Kevin Kolb	104	420	2005
11.	523	John O'Korn	77	446	2013

### PLAYS - CAREER

Rk.	No.	Player	Rush	Pass	Years
1.	2,529	Case Keenum	300	2,229	2007-11
2.	2,037	Kevin Kolb	472	1,565	2003-06
3.	1,533	Jason McKinley	145	1,385	1997-00
4.	1,432	David Klingler	170	1,262	1988-91
5.	1,284	Chuck Clements	92	1,182	1993-96
6.	1,260	Gerald Landry	552	708	1983-86
7.	1,194	André Ware	120	1,074	1987-89
<b>8.</b>	<b>998</b>	<b>Greg Ward, Jr.</b>	<b>361</b>	<b>637</b>	<b>2013 -</b>
9	906	David Piland	73	833	2010-13
10.	885	Lionel Wilson	459	426	1980-83
11.	830	Jimmy Klingler	76	754	1991-93

### TOTAL OFFENSE - GAME

Rk.	Yds.	Player	Rush	Pass	Opponent	Date
1.	732	David Klingler	16	716	vs. Arizona State	12/1/90
2.	625	David Klingler	62	563	TCU	11/3/90
3.	612	Jimmy Klingler	-1	613	Rice	11/28/92
4.	584	David Piland	4	580	Louisiana Tech	9/8/12
5.	578	Kevin Kolb	144	534	TCU	10/25/03
	578	David Klingler	6	572	Eastern Washington	11/17/90
7.	569	Case Keenum	10	559	Southern Miss	10/31/09
8.	545	Case Keenum	21	524	at Tulsa	11/7/09
9.	544	Case Keenum	8	536	at UTEP	10/3/09
10.	539	Case Keenum	12	527	at East Carolina	12/5/09
11.	527	David Klingler	17	510	Louisiana Tech	8/31/91
12.	519	Case Keenum	-15	534	at Rice	10/27/11
	519	David Klingler	-14	533	Texas Tech	11/30/91
14.	513	Case Keenum	19	494	at Rice	11/29/08
15.	510	Andre Ware	-5	517	SMU	10/21/89
16.	507	Andre Ware	30	477	at TCU	11/4/89

### TOTAL OFFENSE - SEASON

Rk.	Yds.	Player	Plays	Rush	Pass	Year
1.	5,829	Case Keenum	760	158	5,671	2009
2.	5,666	Case Keenum	660	35	5,631	2011
3.	5,241	Case Keenum	665	221	5,020	2008
4.	5,221	David Klingler	704	81	5,140	1990
5.	4,661	André Ware	528	-38	4,669	1989
6.	3,953	Kevin Kolb	543	154	3,809	2006
<b>7.</b>	<b>3,936</b>	<b>Greg Ward, Jr.</b>	<b>543</b>	<b>1,108</b>	<b>2,282</b>	<b>2015</b>
8.	3,768	Jimmy Klingler	544	-50	3,818	1992
9.	3,477	Kevin Kolb	499	346	3,131	2003
10.	3,458	Kevin Kolb	524	200	3,258	2005
11.	3,226	David Klingler	590	-162	3,388	1991
12	3,221	John O'Korn	523	104	3,117	2013
13.	3,119	David Piland	493	190	2,929	2012
14.	2,817	Kevin Kolb	471	51	2,766	2004
15.	2,671	Case Keenum	376	412	2,259	2007
16.	2,669	David Piland	368	28	2,641	2010
17.	2,585	Chuck Clements	473	-56	2,641	1995
18.	2,583	Greg Ward, Jr.	381	573	2,010	2014
19.	2,565	Jason McKinley	501	-131	2,696	2000
20.	2,459	Andre Ware	391	-48	2,507	1988
21.	2,334	Chuck Clements	380	-83	2,417	1996
22.	2,320	Jason McKinley	409	-117	2,437	1998
23.	2,038	Gerald Landry	408	414	1,624	1985
24.	2,015	Nick Eddy	302	-39	2,054	2002
25.	1,887	Gerald Landry	412	384	1,503	1984

### TOTAL OFFENSE - CAREER

Rk.	Yds.	Player	Rush	Pass	Plays	Years
1.	20,114	Case Keenum	897	19,217	2,529	2007-11
2.	13,715	Kevin Kolb	751	12,964	2,037	2003-06
3.	9,327	David Klingler	-103	9,430	1,432	1988-91
4.	8,277	Jason McKinley	-417	8,694	1,533	1997-00
5.	8,058	André Ware	-144	8,202	1,194	1987-89
<b>6.</b>	<b>7,005</b>	<b>Greg Ward, Jr.</b>	<b>1,857</b>	<b>5,148</b>	<b>998</b>	<b>2013 -</b>
7.	6,893	Chuck Clements	-219	7,112	1,285	1993-96
8.	6,039	David Piland	249	5,790	906	2010-13
9.	5,829	Gerald Landry	1,317	4,512	1,260	1983-86
10.	5,122	Jimmy Klingler	-122	5,244	830	1991-93
11.	4,698	Gary Mullins	4,095	756	603	1969-71
12.	4,387	Lionel Wilson	1,338	3,049	459	1980-83
13.	4,190	John O'Korn	122	4,068	728	2013-14
14.	3,752	Ketric Sanford	3,636	116	743	1996-99
15.	3,697	D.C. Nobles	991	2,706	234	1971-73
16.	3,663	Bo Burris	415	3,248	208	1964-66
17.	3,575	Danny Davis	873	2,702	303	1976-78
18.	3,247	Chuck Weatherspoon	3,247	0	395	1987-90
19.	3,246	David Dacus	-200	3,446	585	1987-88
20.	3,098	Bryce Beall	0	3,098	553	2008-11
21.	3,003	Nick Eddy	-74	3,077	507	2001-02
22.	2,975	Kenneth Farrow	2,975	0	561	2012-15
23.	2,961	Robert Newhouse	2,961	0	461	1969-71
24.	2,946	Joffrey Reynolds	2,946	0	640	1998-02
25.	2,843	Paul Gipson	2,769	74	450	1966-68
26.	2,719	Delrick Brown	798	1,921	460	1975-79
27.	2,629	Anthony Alridge	2,595	34	368	2003-07
28.	2,528	Ken Bailey	486	2,042	454	1967-69
29.	2,467	Alois Blackwell	2,467	0	428	1975-77
30.	2,370	Charles Sims	2,370	0	385	2009-12
31.	2,332	Gene Shannon	2,332	0	369	1949-51
32.	2,295	Anthony Evans	2,295	0	492	2001-05
33.	2,144	Terald Clark	2,144	0	456	1978-80
34.	2,126	Bobby Clatterbuck	125	2,001	516	1951-53
35.	2,120	Jackie Battle	2,120	0	441	2002-06
36.	2,108	Bubba McGallion	854	1,254	405	1974-76
37.	1,936	Jim Strong	1,936	0	301	1967-69

2016 SEASON

COACHING STAFF

THE COUGARS

SEASON REVIEW

HISTORY & RECORDS



## RETURNS RECORDS

2016 SEASON

COACHING STAFF

THE COUGARS

SEASON REVIEW

HISTORY & RECORDS

### PUNT RETURN YARDS - GAME

Minimum 5 returns

Rk.	Yds.	Player	Ret.	Year	Date
1.	199	Don Bean	5	Tulsa	11/5/66
2.	175	Demarcus Ayers	8	at Tulane	10/16/15
3.	172	Don Bean	6	Mississippi State	10/21/67
4.	152	Chuck Weatherspoon	8	Arizona State	9/23/89
5.	137	Jamie Mouton	5	TCU	10/31/92
6.	132	Pat Orchin	8	Villanova	10/15/71
7.	130	Chuck Weatherspoon	5	Eastern Washington	11/17/90
8.	120	Don Bean	8	Utah	12/3/66
9.	118	Don Bean	7	Mississippi	10/28/67
10.	115	Eric Herring	5	Texas Tech	11/25/78
11.	109	Chad McCullar	6	Rice	8/30/03
12.	97	Jolly Hartsell	5	West Texas State	10/15/49

### PUNT RETURN YARDS - SEASON

Minimum 10 returns

Rk.	Yds.	Player	Ret.	Year
1.	522	Don Bean	45	1967
2.	415	Chuck Weatherspoon	46	1989
3.	384	Don Bean	19	1966
4.	290	Demarcus Ayers	28	2015
5.	282	Chad McCullar	28	2003
6.	278	Jamie Mouton	18	1992
7.	277	Kenny Hill	29	1999
8.	260	Billy Polson	22	1952
9.	256	Jolly Hartsell	25	1949
10.	249	KeyKowa Bell	30	2002
11.	236	Robert Ford	23	1972
	236	Charles West	18	1996
13.	232	Lonell Phea	17	1980
14.	231	Mike Simpson	19	1968
	231	Patrick Edwards	15	2010
16.	227	Lonell Phea	21	1981

### PUNT RETURN YARDS - CAREER

Rk.	Yds.	Player	Ret.	Years
1.	906	Don Bean	64	1966-67
2.	611	Chuck Weatherspoon	58	1987-90
3.	590	Lonell Phea	59	1978-81
4.	450	Robert Ford	50	1970-72
5.	441	Patrick Edwards	30	2008-11
6.	434	Max Clark	33	1948-50
7.	367	Billy Polson	33	1952-54
8.	343	Joe Lopasky	19	1962-64
9.	341	Charles West	33	1993-96
10.	332	Orby Crenshaw	61	1982-86
11.	325	Harold Lewis	22	1956-58
12.	323	Vincent Marshall	32	2003-06
	323	Kennie Stegall	19	1953-55
14.	312	Demarcus Ayers	33	2013-15
15.	296	Kenny Hill	32	1998-99
16.	288	Jamie Mouton	21	1989-95

### PUNT RETURN AVERAGE - SEASON

Minimum 5 returns

Rk.	Avg.	Player	Yds.	Ret.	Year
1.	24.57	Ken Stegall	172	7	1955
2.	21.60	Damian Payne	108	5	2011
3.	20.21	Don Bean	384	19	1966
4.	19.00	Joe Lopasky	152	8	1963
5.	17.43	Harold Lewis	122	7	1956
6.	17.40	Ken Stegall	87	5	1953
7.	16.33	Chuck Weatherspoon	196	12	1990
8.	16.29	Harold Lewis	114	7	1958
9.	16.14	Robert Giblin	113	7	1974
10.	15.91	Larry Lindsey	175	11	1960
11.	15.60	Billy Smith	78	5	1962
12.	15.44	Jamie Mouton	278	18	1992
13.	15.40	Patrick Edwards	231	15	2010
14.	15.00	Eric Herring	120	8	1978
15.	14.58	Vincent Marshall	175	12	2005

### PUNT RETURN AVERAGE - CAREER

Minimum 10 returns

Rk.	Avg.	Player	Yds.	Ret	Years
1.	18.05	Joe Lopasky	343	19	1962-64
2.	17.00	Kennie Stegall	323	19	1953-55
3.	15.91	Larry Lindsey	175	11	1959-61
4.	14.77	Harold Lewis	325	22	1956-58
5.	14.70	Patrick Edwards	441	30	2008-11
6.	14.58	Vincent Marshall	175	12	2003-06
7.	14.16	Don Bean	906	64	1966-67
8.	13.71	Jamie Mouton	288	21	1989-92
9.	13.15	Max Clark	434	33	1948-50
10.	12.06	Kimble Anders	205	17	1985-89
11.	11.92	Carl Mittag	143	12	1949-50
12.	11.79	Don Brown	165	14	1957-58
13.	11.67	Mike Simpson	245	21	1966-68
14.	11.47	Billy Polson	367	32	1952-54
15.	11.00	Ken Bolin	121	11	1959-61

### PUNT RETURN TOUCHDOWNS - GAME

Rk.	Avg.	Player	Yds.	Opponent	Date
1.	2	Don Bean	63-66	vs. Tulsa	11/5/66
2.	1	Demarcus Ayers	73	at Tulane	10/16/15
	1	Damian Payne	76	at Tulane	11/10/11
	1	Patrick Edwards	70	at Tulane	11/10/11
	1	Patrick Edwards	74	Memphis	10/30/10
	1	Vincent Marshall	56	at Mississippi State	10/22/05
	1	Charles West	87	Southern Miss	11/9/96
	1	Jamie Mouton	78	TCU	10/31/92
1 (BK)		Zach Chatman	0	at Arkansas	10/12/91
1 (BK)		Michael Newhouse	2	SMU	10/19/91
	1	Chuck Weatherspoon	58	at Arizona State	9/23/89
1 (BK)		Patrick Cooper	1	at UNLV	9/2/89
	1	David Bearden	28	Baylor	10/5/85
	1	Eric Herring	72	Texas Tech	11/25/78
1 (BK)		Mark Mohr	0	at Virginia Tech	9/28/74
	1	Joe Rust	53	Virginia Tech	10/12/73
	1	Pat Orchin	62	Villanova	10/15/71
	1	Frank Ditta	52	Oregon State	10/17/70
	1	Mike Simpson	58	Tulsa	11/23/68
	1	Mike Simpson	81	Tulane	9/14/68
	1	Don Bean	75	at Mississippi	10/28/67
	1	Don Bean	65	Mississippi State	10/21/67
	1	Don Bean	60	Utah	12/3/66
	1	Dick Spratt	82	Florida State	9/17/66
	1	Joe Lopasky	82	Auburn	9/21/63
	1	Frank Brewer	26	Cincinnati	12/1/62
	1	Clem Beard	46	Tulsa	11/10/62
	1	Harold Lewis	64	Texas Tech	11/29/58
	1	Harold Lewis	65	Wichita State	11/3/56
	1	Kennie Stegall	71	Montana	9/17/55
1 (BK)		Frank James	9	Wyoming	12/6/52
1 (BK)		Buddy Gillioz	0	Baylor	11/15/52
1 (BK)		Buddy Gillioz	0	Tulsa	10/11/52
	1	Phil Koonce	8	Wichita State	10/28/50
	1	Jolly Hartsell	72	West Texas State	9/15/49
	1	Max Clark	70	Texas A&I	9/18/48
1 (BK)		Bill Hollis	0	Sam Houston State	11/25/48

### PUNT RETURN TOUCHDOWNS - SEASON

Rk.	No.	Player	Yds.	Year
1.	3	Don Bean	63-66-60	1966
2.	2	Mike Simpson	58-81	1968
	2	Don Bean	75-65	1967
	2	Buddy Gillioz	0-0	1952
4.	1	done 29 times Most recently by Demarcus Ayers	73	2015





## RETURNS RECORDS

### KICKOFF RETURN YARDS - GAME

Rk.	Yds.	Player	Ret.	Year	
1.	217	James Dixon	7	Sam Houston State	9/26/87
2.	204	Tyron Carrier	8	at Southern Miss	11/20/10
3.	178	Patrick Edwards	8	at Oklahoma State	9/6/08
4.	171	James Dixon	5	Texas A&M	10/10/87
5.	176	Ricky Wilson	5	at Louisville	11/22/03
6.	167	Demarcus Ayers	4	BYU	10/19/13
7.	161	Donnie Avery	4	East Carolina	9/29/07
8.	159	Tyron Carrier	4	SMU	10/24/09
9.	150	James Dixon	4	Arkansas	10/24/87
<b>10.</b>	<b>148</b>	<b>Brandon Wilson</b>	<b>4</b>	<b>at Louisville</b>	<b>9/12/15</b>
11.	145	Ketric Sanford	4	at Alabama	8/30/97
12.	144	Demarcus Ayers	5	Memphis	10/12/03
	144	Tyron Carrier	3	Rice	10/27/11
14.	143	Tyron Carrier	6	Mississippi State	10/9/10
15.	142	Tyron Carrier	8	at Rice	11/29/08
	142	Tyron Carrier	4	Tulsa	11/15/08

### KICKOFF RETURN YARDS - SEASON

Rk.	Yds.	Player	Ret.	Year
1.	1,174	Tyron Carrier	50	2010
2.	1,021	Demarcus Ayers	37	2013
3.	986	Tyron Carrier	34	2009
4.	903	James Dixon	33	1987
5.	814	Donald Moffett	36	1993
6.	756	Tyron Carrier	30	2011
<b>7.</b>	<b>611</b>	<b>Brandon Wilson</b>	<b>23</b>	<b>2015</b>
8.	603	Anthony Alridge	27	2006
9.	601	Tyron Carrier	27	2008
10.	600	Ricky Wilson	23	2003
11.	593	Ketric Sanford	25	1996
12.	592	Demarcus Ayers	34	2014
13.	579	Willie Roberts	25	1971
14.	565	James Dixon	25	1988
15.	530	Ketric Sanford	19	1997
16.	513	Leif Penn	26	2000
17.	506	Patrick Edwards	25	2008

### KICKOFF RETURN YARDS - CAREER

Rk.	Yds.	Player	Ret.	Year
1.	3,517	Tyron Carrier	141	2008-11
2.	1,705	Ketric Sanford	68	1996-99
3.	1,613	Demarcus Ayers	71	2013-15
4.	1,468	James Dixon	58	1987-88
5.	1,456	Willie Roberts	63	1969-71
6.	1,282	Donald Moffett	59	1992-93
7.	1,242	Roshawn Pope	61	2002-06
8.	1,200	Brandon Middleton	57	1999-03
9.	990	Ricky Wilson	41	2003-05
10.	932	Leif Penn	50	1998-01
11.	896	Donnie Avery	40	2004-07
12.	846	Anthony Alridge	38	2003-07
13.	798	Ken Bolin	32	1959-61
14.	792	Anthony Ketchum	42	1983-85
15.	765	Robbie Wheeler	38	1995-97

### KICKOFF RETURN AVERAGE - SEASON

Minimum 10 returns

Rk.	Avg.	Player	Yds.	Ret.	Year
1.	29.10	Claude King	291	10	1958
2.	29.08	Mike Smith	349	12	1998
3.	29.00	Tyron Carrier	986	34	2009
4.	28.27	Donnie Avery	424	15	2007
5.	27.89	Ketric Sanford	530	19	1997
6.	27.59	Demarcus Ayers	1,021	37	2013
7.	27.36	James Dixon	903	33	1987
8.	26.88	Joe Lopasky	430	16	1963
<b>9.</b>	<b>26.57</b>	<b>Brandon Wilson</b>	<b>611</b>	<b>23</b>	<b>2015</b>
10.	26.091	Mike Spratt	287	11	1963
11.	26.087	Ricky Wilson	600	23	2003
12.	25.20	Tyron Carrier	756	30	2011
13.	25.18	Warren McVea	428	17	1965
14.	25.10	Vernell Ramsey	502	20	1986
15.	25.10	Willie Roberts	502	20	1969
16.	23.83	Ken Bolin	429	18	1961

### KICKOFF RETURN AVERAGE - CAREER

Minimum 10 returns

Rk.	Avg.	Player	Yds.	Ret	Years
1.	27.25	Claude King	436	16	1957-59
2.	27.23	Joe Lopasky	708	26	1962-64
<b>3.</b>	<b>26.57</b>	<b>Brandon Wilson</b>	<b>611</b>	<b>23</b>	<b>2013 -</b>
4.	25.31	James Dixon	1,468	58	1987-88
5.	25.10	Vernell Ramsey	502	20	1984-86
6.	25.07	Ketric Sanford	1,705	68	1996-99
7.	24.943	Tyron Carrier	3,517	141	2008-11
8.	24.938	Ken Bolin	798	32	1959-61
9.	24.50	Paul Smith	343	14	1986-89
10.	24.24	Mike Smith	606	25	1994-98
11.	24.15	Ricky Wilson	990	41	2003-05
12.	24.00	Mike Spratt	432	18	1963-65
13.	23.62	Warren McVea	685	29	1965-67
14.	23.56	Harold Lewis	424	18	1956-58
15.	23.18	Paul Smith	394	17	1986-89

### KICKOFF RETURN TOUCHDOWNS - GAME

Rk.	No.	Player	Yds.	Opponent	Date
<b>1.</b>	<b>1</b>	<b>Brandon Wilson</b>	<b>94</b>	<b>at UConn</b>	<b>11/21/15</b>
	<b>1</b>	<b>Brandon Wilson</b>	<b>100</b>	<b>at Louisville</b>	<b>9/12/15</b>
	1	Demarcus Ayers	95	BYU	10/19/13
	1	Tyron Carrier	* 100	Rice	10/27/11
	1	Tyron Carrier	91	at SMU	10/23/10

### Bell Helicopter Armed Forces Bowl (Fort Worth, Texas)

1	Tyron Carrier	79	Air Force	12/31/09
1	Tyron Carrier	* 99	Rice	11/28/09
1	Devin Mays	100	at UCF	11/14/09
1	Tyron Carrier	98	at Tulsa	11/7/09
1	Tyron Carrier	92	SMU	10/24/09
1	Tyron Carrier	93	Tulsa	11/15/08
1	Donnie Avery	100	East Carolina	9/29/07
1	Ricky Wilson	100	at Louisville	11/22/03
1	Mike Smith	92	at North Texas	10/24/98
1	James Dixon	94	Sam Houston State	9/26/87
1	Larry Jefferson	95	Virginia Tech	10/12/73
1	Paul Gipson	* 91	Cincinnati	10/4/68
1	Warren McVea	92	Florida State	11/20/65
1	Ronnie Powledge	100	Detroit	11/2/63
1	Gene Ritch	84	at Oklahoma State	11/18/61
1	Claude King	93	Miami (Fla.)	11/21/58
1	Jimmy Dickey	92	at Villanova	10/22/54

\* - opening kickoff

### KICKOFF RETURN TOUCHDOWNS - SEASON

Rk.	Avg.	Player	Year
1.	4	Tyron Carrier	2009
<b>2.</b>	<b>2</b>	<b>Brandon Wilson</b>	<b>2015</b>
3.	1	done 16 times; Most recently by Demarcus Ayers	2013

### KICKOFF RETURN TOUCHDOWNS - CAREER

Rk.	Avg.	Player	Years
1.	7	Tyron Carrier	2008-11
<b>2</b>	<b>2</b>	<b>Brandon Wilson</b>	<b>2013 -</b>
3.	1	done by 13 players; Most recently by Demarcus Ayers	2013-15

2016 SEASON

COACHING STAFF

THE COUGARS

SEASON REVIEW

HISTORY & RECORDS



## RETURNS RECORDS

2016 SEASON

COACHING STAFF

THE COUGARS

SEASON REVIEW

HISTORY & RECORDS

### INTERCEPTIONS - GAME

Rk.	Yds.	Player	Yds.	Opponent	Date
1.	5	Byron Beaver	18	Baylor	9/22/62
2.	4	Jack Howton	74	at Texas Tech	11/1/52
3.	3	Loyce Means	95	Tulsa	11/15/08
	3	Will Gulley	32	East Carolina	11/6/04
	3	Johnny Jackson	181	Texas	11/7/87
	3	Donnie Love	9	at Texas A&M	10/13/79
	3	Bill Jones	4	Virginia Tech	10/12/73
	3	Paul Shires	3	at Memphis	11/9/68
	3	Tom Paciorek	34	at Florida State	9/17/66
	3	Ken Bolin	23	Boston College	10/7/61

### INTERCEPTIONS - SEASON

Rk.	INTs	Player	Yds.	Year
1.	12	Cornelius Price	187	1989
2.	10	Anthony Francis	118	1976
	10	Paul Shires	45	1968
	10	Byron Beaver	58	1962
5.	8	Jerry Parks	124	1990
	8	Johnny Jackson	218	1987
	8	L.D. Rowden	113	1969
8.	7	Butch LaCroix	52	1981
	7	Mike James	69	1999
10.	6	Adrian McDonald	76	2013
	6	Phillip Steward	61	2011
	6	Delmonico Montgomery	87	1996
	6	Stephen Harris	53	1992
	6	Chris Ellison	66	1989
	6	DeWayne Bowdwn	140	1984
	6	Mark Mohr	79	1976
	6	Harold Evans	83	1972
	6	Nick Holm	45	1971
	6	Gus Hollomon	80	1966
	6	Tom Paciorek	36	1966

### INTERCEPTIONS - CAREER

Rk.	INTs	Player	Years
1.	17	Adrian McDonald	2012-15
2.	16	Cornelius Price	1988-89
3.	14	Johnny Jackson	1986-88
	14	Anthony Francis	1975-77
	14	Gus Hollomon	1965-67
6.	13	Will Gulley	2002-06
7.	12	Trevon Stewart	2012-15
	12	Calvin Eason	1980-82
	12	Paul Shires	1966-68
10.	11	Zach McMillian	2010-13
	11	Phillip Steward	2009-12
	11	Brandon Brinkley	2006-09
	11	Reggie Vonner	1980-82
	11	Mark Mohr	1974-76
	11	Harold Evans	1972-74
	11	Robert Giblin	1972-74
	11	L.D. Rowden	1969-70
	11	Tom Paciorek	1964-66

### INTERCEPTION RETURN YARDS - GAME

Rk.	No.	Player	Ret.	Opponent	Date
1.	181	Johnny Jackson	3	Texas	11/7/87
2.	103	Cornelius Price	2	at Rice	12/2/89
3.	100	Frank Ditta	1	San Jose State	10/2/71
4.	96	William Jackson	1	at UTSA	9/28/13
5.	95	Loyce Means	3	Tulsa	11/15/08
	95	D.J. Hayden	2	UTEP	10/27/12
7.	89	Paul Sweeten	1	Auburn	10/26/57
8.	78	James Reddish	1	SMU	10/21/95
9.	76	Pat Studstill	1	Wichita State	10/11/58
10.	75	D.J. Hayden	1	at SMU	10/18/12
	75	Willie Gaston	2	at Memphis	10/2/04
	75	Kenny Hill	1	Tulane	11/6/99
13.	74	Jack Howton	4	at Texas Tech	11/1/52
<i>Eagle Aloha Bowl (Honolulu)</i>					
15.	72	Alton Montgomery	1	vs. Washington State	12/25/88
	72	Carl Mittag	1	Hardin-Simmons	10/22/49

### INTERCEPTION RETURN YARDS - SEASON

Rk.	Yds.	Player	Ret.	Year
1.	218	Johnny Jackson	8	1987
2.	187	Cornelius Price	12	1989
3.	171	D.J. Hayden	4	2012
4.	160	Loyce Means	4	2008
5.	145	Adrian McDonald	5	2014
6.	140	DeWayne Bowden	6	1984
7.	124	Jerry Parks	8	1990
8.	119	Red Purdum	5	1949
9.	118	Anthony Francis	10	1976
10.	113	Mike Simpson	4	1967
	113	L.D. Rowden	8	1969
	113	Johnny Peacock	4	1967
13.	110	William Jackson, III	5	2015
14.	108	Brandon Brinkley	4	2009
15.	107	Calvin Eason	5	1981
16.	106	Gene Ritche	3	1962
17.	102	Frank Ditta	3	1971

### INTERCEPTION RETURN YARDS - CAREER

Rk.	Yds.	Player	Ret.	Year
1.	325	Johnny Jackson	14	1985-88
2.	289	Adrian McDonald	17	2012-15
3.	238	Loyce Means	8	2007-10
4.	229	D.J. Hayden	6	2011-12
5.	226	Cornelius Price	16	1988-89
6.	211	William Jackson, III	8	2013-15
7.	200	Gus Hollomon	14	1965-67
8.	194	Calvin Eason	12	1980-82
9.	186	Brandon Brinkley	11	2006-09
10.	157	Mike Simpson	9	1966-68
11.	156	Trevon Stewart	12	2012-15
12.	155	L.D. Rowden	11	1968-70
13.	154	Anthony Francis	14	1975-77
14.	151	DeWayne Bowden	9	1983-84
15.	147	Johnny Peacock	9	1966-68
	147	Will Gulley	13	2002-06
17.	140	Paul Sweeten	3	1955-57
18.	139	Delmonico Montgomery	8	1993-96



## RETURNS RECORDS

### INTERCEPTION RETURN TOUCHDOWNS - GAME

Rk.	No.	Player	Yds.	Opponent	Date
1.	3	Johnny Jackson	97-53-31	Texas	11/7/87
2.	2	Cornelius Price	58-45	at Rice	12/2/89
3.	1	Brandon Wilson	51	Cincinnati	11/7/15
	1	William Jackson, III	55	Vanderbilt	10/31/15
	1	William Jackson, III	35	Texas State	9/26/15
	1	Trevon Stewart	29	Temple	10/17/14
	1	Derrick Mathews	29	BYU	10/19/13
	1	William Jackson	96	at UTSA	9/28/13
	1	D.J. Hayden	97	UTEP	10/27/12
	1	D.J. Hayden	75	at SMU	10/18/12
	1	D.J. Hayden	54	UAB	11/5/11
	1	Derrick Mathews	20	Marshall	10/22/11
	1	Loyce Means	42	Tulane	9/25/10
	1	Matt Nicholson	42	Texas State	9/4/10
	1	Brandon Brinkley	45	Rice	11/28/09
	1	Jamal Robinson	26	at #5/6 Oklahoma State	9/12/09
	1	Loyce Means	69	#24 Tulsa	11/15/08
	1	Brandon Brinkley	35	UAB	10/8/08
	1	Mamoon Barbandi	41	Texas Southern	11/24/07
	1	Willie Gaston	75	at Memphis	10/2/04
	1	Jason Parker	35	Cincinnati	10/20/01
	1	Jason Parker	28	Louisville	11/18/00
	1	Kenny Hill	75	Tulane	11/6/99
	1	Mike James	28	at Louisville	10/23/99
	1	Emile White	22	Memphis	10/3/98
	1	James Reddish	78	SMU	10/21/95
	1	Delmonico Montgomery	52	at Texas A&M	10/9/93
	1	Eric Blount	37	Eastern Washington	11/17/90
	1	Jerry Parks	26	Arkansas	10/27/90
	1	Reggie Burnette	21	at Rice	12/2/89
	1	Cornelius Price	26	vs. Louisiana Tech	9/10/88
	1	Randy Thornton	18	at Temple	11/14/87
	1	Randy Thornton	17	Texas	11/7/87
	1	Gary McGuire	22	at Wyoming	10/17/87
	1	DeWayne Bowden	62	at Texas	11/10/84
	1	Orsby Crenshaw	22	Lamar	9/17/83
	1	Albert Pope	32	at Rice	9/1/83
	1	Reggie Vonner	40	Miami (Fla.)	9/19/81
	1	Leonard Mitchell	34	TCU	11/4/78
	1	Leonard Mitchell	30	SMU	10/21/78
	1	David Hodge	21	Utah	11/23/78
	1	Bill Hamrick	14	Cincinnati	11/25/72
	1	Deryl McGallion	23	Cincinnati	11/25/72
	1	Robert Giblin	51	Colorado State	11/11/72
	1	Harold Evans	20	Arizona State	9/16/72
	1	Buddy Stohler	13	Utah	11/27/71
	1	Deryl McGallion	40	San Jose State	10/2/71
	1	Frank Ditta	100	San Jose State	10/2/71
	1	Frank Ditta	30	Florida State	11/26/70
	1	L.D. Rowden	55	Florida State	11/29/69
	1	Johnny Peacock	34	Tulsa	11/23/68
	1	Jerry Drones	6	Cincinnati	10/4/68
	1	Mike Simpson	30	Idaho	11/18/67
	1	Johnny Peacock	39	Mississippi State	10/21/67
	1	Mike Simpson	59	Michigan State	9/23/67
	1	Billy Richardson	45	Tulsa	11/26/60
	1	Pat Studstill	76	Wichita State	10/11/58
	1	Charlie Brown	35	Cincinnati	10/4/58
	1	Paul Sweeten	89	Auburn	10/26/57
	1	Bob Borah	11	Detroit	12/1/56
	1	Paul Carr	44	North Texas	11/30/51
	1	Leo Van Haverbeke	25	Oklahoma State	11/24/51
	1	Phil Koonce	25	Wichita State	10/28/50
	1	Carl Mittag	72	Hardin-Simmons	10/22/49
	1	Red Purdum	41	Louisiana Lafayette	10/8/49
	1	Maurice Elliott	42	Louisiana Tech	10/9/48
	1	Gene Krus	20	Hardin-Simmons	11/1/47

### INTERCEPTION RETURN TOUCHDOWNS - SEASON

Rk.	Avg.	Player	Year
1.	3	Johnny Jackson	1987
2.	2	William Jackson, III	2015
	2	D.J. Hayden	2012
	2	Cornelius Price	1989
	2	Randy Thornton	1987
	2	Leonard Mitchell	1978
	2	Mike Simpson	1967
8.	1	<i>done 54 times Most recently by Brandon Wilson</i>	2015

### INTERCEPTION RETURN TOUCHDOWNS - CAREER

Rk.	No.	Player	Year
1.	3	William Jackson, III	2013-15
	3	D.J. Hayden	2011-12
	3	Cornelius Price	1988-89
	3	Johnny Jackson	1985-88
5.	2	Derrick Mathews	2011-14
	2	Loyce Means	2007-10
	2	Brandon Brinkley	2006-09
	2	Jason Parker	1998-01
	2	Randy Thornton	1984-87
	2	Leonard Mitchell	1977-80
	2	Deryl McGallion	1971-73
	2	Frank Ditta	1969-71
	2	Mike Simpson	1966-68
15.	1	<i>done 40 times; Most recently by Brandon Wilson</i>	2013 -

2016 SEASON

COACHING STAFF

THE COUGARS

SEASON REVIEW

HISTORY & RECORDS





## SCORING RECORDS

2016 SEASON

COACHING STAFF

THE COUGARS

SEASON REVIEW

HISTORY & RECORDS

### POINTS SCORED - GAME

Rk.	Pts.	Player	TDs	FGs	PAT	2Pt	Opponent	Date
1.	36	Antowain Smith	6	0	0	0	Southern Miss	11/9/96
2.	30	Patrick Edwards	5	0	0	0	Rice	10/27/11
	30	Manny Hazard	5	0	0	0	Baylor	10/7/89
	30	Ken Hebert	4	0	6	0	Tampa	10/29/66
5.	26	Ken Hebert	3	0	6	1	Wake Forest	9/29/67
6.	24	<b>Greg Ward, Jr.</b>	<b>4</b>	<b>0</b>	<b>0</b>	<b>0</b>	<b>SMU</b>	<b>10/8/15</b>
	24	Kenneth Farrow	4	0	0	0	Tulsa	11/22/14
	24	Charles Sims	4	0	0	0	at SMU	10/18/12
	24	Patrick Edwards	4	0	0	0	at Tulsa	11/25/11
	24	Patrick Edwards	4	0	0	0	at Tulane	11/10/11
	24	Bryce Beall	4	0	0	0	Tulane	9/25/10
	24	Anthony Alridge	4	0	0	0	Rice	10/13/07
	24	Joffrey Reynolds	4	0	0	0	East Carolina	11/9/02
	24	Jason Phillips	4	0	0	0	at Texas	11/5/88
	24	Don Bass	4	0	0	0	TCU	10/30/76
	24	Elmo Wright	4	0	0	0	Wyoming	11/22/69
	24	Elmo Wright	4	0	0	0	Idaho	11/16/68
17.	23	Ken Hebert	2	0	11-11	0	Idaho	11/18/67
18.	21	Matt Hogan	0	6-7	3-3	0	UAB	10/13/12
	21	Max Clark	3	0	3-4	0	William & Mary	11/18/50
20.	20	Elmo Wright	3	0	0-0	1	Florida State	9/20/69

### SCORING - SEASON

Rk.	Pts.	Player	TDs	PAT	2Pt	FG	Year
1.	134	Manny Hazard	22	0-0	1	0-0	1989
2.	131	Roman Anderson	0	65-67	0	22-36	1989
3.	130	Matt Hogan	0	91-92	0	13-17	2011
4.	126	<b>Greg Ward, Jr.</b>	<b>21</b>	<b>0</b>	<b>0</b>	<b>0</b>	<b>2015</b>
	126	Patrick Edwards	21	0	0	0	2011
6.	115	Roman Anderson	0	58-58	0	19-25	1990
7.	114	Anthony Alridge	19	0-0	0	0-0	2007
8.	113	Ken Hebert	11	41-46	0	2-7	1966
9.	108	Roman Anderson	0	51-51	0	19-25	1988
10.	105	Matt Hogan	0	45-45	0	20-25	2012
11.	102	Bryce Beall	17	0-0	0	0-0	2008
12.	98	Dustin Bell	0	56-56	0	14-19	2003
13.	96	Matt Hogan	0	54-58	0	14-17	2010
14.	93	T.J. Lawrence	0	54-55	0	13-22	2007
15.	93	Ben Bell	0	51-53	0	14-18	2006
16.	92	Antowain Smith	15	0	1	0	1996

### SCORING - CAREER

Rk.	Pts.	Player	TDs	PAT	2Pt	FG	Years
1.	423	Roman Anderson	0	213-216	0	70-101	1988-91
2.	405	Matt Hogan	0	228-238	0	59-71	2009-12
3.	276	Bryce Beall	46	0	0	0	2008-11
4.	272	Patrick Edwards	45	0	1	0	2008-11
5.	246	Ken Hebert	22	89-104	2	7-20	1965-67
6.	241	Ben Bell	0	139-146	0	33-48	2005-09
7.	226	Dustin Bell	0	109-115	0	39-55	2001-04
8.	224	Kenneth Farrow	37	0	1	0	2011-15
	224	Chuck Weatherspoon	37	0-0	1	0-0	1987-90
10.	222	Charles Sims	37	0-0	0	0-0	2009-12
11.	216	Elmo Wright	35	0-0	3	0-0	1968-70
12.	207	Mike Clendenen	0	84-88	0	41-59	1981-84
13.	194	Anthony Alridge	32	0-0	1	0-0	2005-07
14.	192	Manny Hazard	31	0	3	0	1989-90
15.	188	Jackie Battle	31	0	1	0	2002-06
16.	186	<b>Greg Ward, Jr.</b>	<b>31</b>	<b>0</b>	<b>0</b>	<b>0</b>	<b>2013 -</b>
	186	Tyron Carrier	31	0	0	0	2008-11

### TOUCHDOWNS RESPONSIBLE FOR - GAME

Rk.	TDs	Player	Pass	Rush	Opponent	Date
1.	11	David Klingler	11	0	Eastern Washington	11/17/90
2.	9	Case Keenum	9	0	Rice	10/27/11
	9	David Klingler	9	0	Louisiana Tech	8/31/91
4.	7	Case Keenum	6	1	Tulsa	11/15/08
	7	Jimmy Klingler	7	0	Rice	11/28/92
	7	David Klingler	7	0	vs. Arizona State	12/1/90
	7	David Klingler	7	0	at TCU	11/3/90
	7	David Klingler	7	0	Arkansas	10/27/90

	7	André Ware	7	0	Temple	9/30/89
8.	6	<b>Greg Ward, Jr.</b>	<b>4</b>	<b>2</b>	<b>Texas State</b>	<b>9/26/15</b>
	6	Case Keenum	6	0	Marshall	10/22/11
	6	André Ware	6	0	at TCU	11/4/89
	6	André Ware	6	0	SMU	10/21/89
	6	André Ware	6	0	Baylor	10/7/89
13.	5	John O'Korn	5	0	at Rutgers	10/26/13
	5	Antowain Smith	0	5	Southern Miss	11/9/96
15.	4	<b>Greg Ward, Jr.</b>	<b>0</b>	<b>4</b>	<b>SMU</b>	<b>10/8/15</b>
	4	Kenneth Farrow	0	4	Tulsa	11/22/14
	4	John O'Korn	4	0	at UTSA	9/28/13
	4	Bryce Beall	0	4	Tulane	9/25/10
	4	Anthony Alridge	0	4	Rice	10/13/07
	4	Joffrey Reynolds	0	4	East Carolina	11/9/02

### TOUCHDOWNS RESPONSIBLE FOR - SEASON

Rk.	TDs	Player	Year
1.	55	David Klingler	1990
2.	51	Case Keenum	2011
	51	Case Keenum	2008
4.	49	André Ware	1989
5.	48	Case Keenum	2009
6.	38	<b>Greg Ward, Jr.</b>	<b>2015</b>
7.	34	Kevin Kolb	2006
8.	32	Kevin Kolb	2003
	32	Jimmy Klingler	1992
10.	30	David Klingler	1990
11.	29	John O'Korn	2013
12.	27	André Ware	1988
13.	26	Bo Burris	1966
14.	24	David Piland	2010
	24	Kevin Kolb	2005
16.	23	Case Keenum	2007

### TOUCHDOWNS RESPONSIBLE FOR - CAREER

Rk.	TDs	Player	Years
1.	178	Case Keenum	2007-11
2.	106	Kevin Kolb	2003-06
3.	93	David Klingler	1988-91
4.	81	André Ware	1987-89
5.	59	<b>Greg Ward, Jr.</b>	<b>2013 -</b>
6.	52	Gary Mullins	1969-71
7.	47	Jason McKinley	1997-00
8.	46	Bryce Beall	2008-11
9.	45	Patrick Edwards	2008-11
10.	43	David Piland	2010-13
	43	Chuck Clements	1993-96
12.	41	Bo Burris	1964-66
13.	40	Gerald Landry	1983-86
14.	39	Gerald Landry	1983-86
	39	Jimmy Klingler	1991-93
16.	37	Charles Sims	2009-12
	37	Chuck Weatherspoon	1987-90

### TOUCHDOWNS - GAME

Rk.	TDs	Player	Rush	Rcv.	Ret.	Opponent	Date
1.	6	Antowain Smith	5	1	0	Southern Miss	11/9/96
2.	5	Patrick Edwards	5	0	0	Rice	10/27/11
	5	Manny Hazard	5	0	0	Baylor	10/7/89
4.	4	<b>Greg Ward, Jr.</b>	<b>4</b>	<b>0</b>	<b>0</b>	<b>SMU</b>	<b>10/8/15</b>
	4	Kenneth Farrow	4	0	0	Tulsa	11/22/14
	4	Charles Sims	2	2	0	at SMU	10/18/12
	4	Patrick Edwards	0	4	0	at Tulsa	11/25/11
	4	Patrick Edwards	0	3	1	at Tulane	11/10/11
	4	Bryce Beall	4	0	0	Tulane	9/25/10
	4	Anthony Alridge	4	0	0	Rice	10/13/07
	4	Joffrey Reynolds	4	0	0	East Carolina	11/9/02
	4	Jason Phillips	4	0	0	Texas	11/5/88
	4	Don Bass	4	0	0	TCU	10/30/76
	4	Elmo Wright	4	0	0	Wyoming	11/22/69
	4	Elmo Wright	4	0	0	Idaho	11/16/68
	4	Ken Hebert	4	0	0	Tampa	10/29/66



## SCORING RECORDS

### TOUCHDOWNS - SEASON

Rk.	TDs	Player	Rush	Rcv.	Ret.	Year
1.	22	Manny Hazard	22	0	0	1989
2.	<b>21</b>	<b>Greg Ward, Jr.</b>	<b>21</b>	<b>0</b>	<b>0</b>	<b>2015</b>
3.	21	Patrick Edwards	0	20	1	2011
4.	19	Anthony Alridge	14	5	0	2007
5.	17	Bryce Beall	13	4	0	2008
6.	15	Kenneth Farrow	14	1	0	2014
	15	Michael Hayes	11	4	0	2011
	15	Jason Phillips	0	15	0	1988
	15	Antowain Smith	14	1	0	1996
	15	Jackie Battle	15	0	0	2006
11.	14	Charles Sims	11	3	0	2012
	14	Patrick Edwards	13	0	1	2010
	14	James Cleveland	0	14	0	2009
	14	Brandon Middleton	0	14	0	2003
	14	Kimble Anders	8	6	0	1987
	14	Elmo Wright	0	14	0	1969
	14	Paul Gipson	13	1	0	1968

### TOUCHDOWNS - CAREER

Rk.	TDs	Player	Rush	Rcv.	Ret.	Year
1.	46	Bryce Beall	39	7	0	2008-11
2.	45	Patrick Edwards	43	0	2	2008-11
3.	37	Kenneth Farrow	34	3	0	2011-15
	37	Charles Sims	29	8	0	2009-12
	37	Chuck Weatherspoon	27	8	2	1987-90
6.	35	Elmo Wright	1	34	0	1968-70
7.	32	Anthony Alridge	22	9	1	2005-07
8.	<b>31</b>	<b>Greg Ward, Jr.</b>	<b>29</b>	<b>2</b>	<b>0</b>	<b>2013 -</b>
	31	Tyron Carrier	1	22	8	2008-11
	31	Manny Hazard	0	31	0	1989-90
	31	Jackie Battle	31	0	0	2003-06
12.	29	Ketric Sanford	28	1	0	1996-99
	29	Vincent Marshall	2	26	1	2003-06
	29	Gene Shannon	24	6	0	1949-51
15.	27	Kimble Anders	16	11	0	1987-89
16.	26	Joffrey Reynolds	23	3	0	1998-02
	26	Paul Gipson	25	1	0	1966-68
18.	25	Michael Hayes	19	6	0	2010-11

### KICK SCORING - GAME

Rk.	Pts.	Player	PAT	FG	Opponent	Date
1.	21	Matt Hogan	3	6	UAB	10/13/12
2.	19	Mike Clendenen	4	5	Texas Tech	11/19/83
3.	18	Roman Anderson	6	4	Baylor	10/7/89
4.	17	Kyle Bullard	5	4	Grambling State	9/6/14
	17	Roman Anderson	8	3	Temple	9/30/89
	17	Roman Anderson	5	4	Texas	11/11/89
	17	Mike Clendenen	2	5	at SMU	10/20/84
8.	16	Richie Leone	5	1	at Temple	9/7/13
	16	Matt Hogan	4	4	Tulane	11/24/12
	16	Matt Hogan	4	4	at Tulsa	11/7/09
	16	Terry Leiwewe	13	1	Tulsa	11/23/68
	16	Roman Anderson	10	2	Tulsa	10/15/88

### KICK SCORING - SEASON

Rk.	Pts.	Player	PAT	FG	Year
1.	131	Roman Anderson	65-67	22-34	1989
2.	130	Matt Hogan	91-92	13-17	2011
3.	115	Roman Anderson	58-58	19-25	1990
4.	108	Roman Anderson	51-51	19-25	1988
5.	105	Matt Hogan	45-45	20-25	2012
6.	98	Dustin Bell	56-56	14-19	2003
7.	96	Matt Hogan	54-58	14-17	2010
8.	93	Ben Bell	51-53	14-18	2006
	93	T.J. Lawrence	54-55	13-22	2007
9.	90	Kyle Bullard	42-47	16-22	2014
10.	89	Matt Hogan	41-41	16-21	2012

### KICK SCORING - CAREER

Rk.	Pts.	Player	PAT	FG	Years
1.	423	Roman Anderson	213-216	70-101	1988-91
2.	405	Matt Hogan	228-238	59-71	2009-12
3.	232	Ben Bell	136-142	32-45	2005-09
4.	226	Dustin Bell	109-115	39-55	2001-04
5.	207	Mike Clendenen	84-88	41-59	1981-84
6.	180	Chip Browndyke	69-71	37-52	1985-87
7.	169	Sebastian Villarreal	76-79	31-44	1995-96
8.	167	Kyle Bullard	86-91	27-37	2013-15
9.	161	Kenny Hatfield	104-112	19-33	1977-79
10.	135	Trace Craft	72-75	21-36	1992-94
11.	133	Lennard Coplin	76-89	19-29	1974-76

### FIELD GOALS - GAME

Rk.	FGs.	Player	FG-A	Opponent	Date
1.	6	Matt Hogan	6-7	UAB	10/13/12
2.	5	Richie Leone	5-6	at Temple	9/7/13
	5	Mike Clendenen	5-5	at SMU	10/20/84
	5	Mike Clendenen	5-5	Texas Tech	11/19/83
5.	4	Kyle Bullard	4-4	UCF	10/2/14
	4	Kyle Bullard	4-4	Grambling State	9/6/14
	4	Matt Hogan	4-4	Tulane	11/24/12
	4	Matt Hogan		at Tulsa	11/7/09
9.	3	Matt Hogan	3-3	North Texas	10/6/12
<b>TicketCity Bowl (Fort Worth, Texas)</b>					
	3	Matt Hogan	3-5	vs. Penn State	1/1/12
	3	Matt Hogan	3-3	SMU	11/19/11
	3	Jordan Mannisto	3-5	Texas Tech	9/26/09
	3	Ben Bell	3-4	at Memphis	11/18/06
	3	Dustin Bell	3-3	at TCU	10/23/04
	3	Dustin Bell	3-4	at Southern Miss	10/7/04
	3	Dustin Bell	3-3	Louisiana-Lafayette	9/14/02
	3	Mike Waddell	3-4	Southern Miss	11/7/98
	3	Mike Waddell	3-3	UCLA	9/19/98
	3	Sebastian Villarreal	3-4	at Minnesota	9/27/97
	3	Sebastian Villarreal	3-3	Pittsburgh	9/13/97
	3	Sebastian Villarreal	3-4	USC	9/21/96
	3	Kenny Hatfield	3-3	SMU	10/20/79
	3	Lennard Coplin	3-3	at Texas	11/6/76
	3	Lennard Coplin	3-3	Florida State	11/22/75

### FIELD GOALS - SEASON

Rk.	FGs.	Player	FG-A	Years
1.	22	Roman Anderson	22-36	1989
2.	20	Matt Hogan	20-25	2012
3.	19	Roman Anderson	19-25	1990
	19	Roman Anderson	19-25	1988
	19	Chip Browndyke	19-24	1987
6.	18	Mike Clendenen	18-22	1984
7.	16	Kyle Bullard	16-22	2014
	16	Sebastian Villarreal	16-21	1997
9.	14	Matt Hogan	14-17	2010
	14	Ben Bell	14-18	2006
	14	Dustin Bell	14-19	2003
	14	Mike Clark	14-21	1999
12.	13	Matt Hogan	13-17	2011
	13	Dustin Bell	13-22	2004
	13	T.J. Lawrence	13-22	2007
15.	12	Matt Hogan	12-12	2009
	12	Dustin Bell	12-14	2002
	12	Mike Waddell	12-19	1998
18.	11	Richie Leone	11-17	2013
	11	Sebastian Villarreal	11-15	1996
	11	Kenny Hatfield	11-16	1979
21.	10	Ben Bell	10-15	2008
	10	Mike Clark	10-21	2000
	10	Roman Anderson	10-15	1991

### FIELD GOALS - CAREER

Rk.	FGs.	Player	FG-A	Years
1.	70	Roman Anderson	70-101	1988-91
2.	59	Matt Hogan	59-71	2008-12
3.	41	Mike Clendenen	41-59	1981-84
4.	39	Dustin Bell	39-55	2001-04
5.	37	Chip Browndyke	37-52	1985-87
6.	34	Ben Bell	34-48	2005-09
7.	31	Sebastian Villarreal	31-44	1995-97
8.	27	Kyle Bullard	27-37	2013-15
9.	24	Mike Clark	24-42	1999-00
10.	21	Trace Craft	21-36	1992-94
11.	19	T.J. Lawrence	19-34	2005-07
	19	Kenny Hatfield	19-33	1976-79
	19	Lennard Coplin	19-29	1974-76
14.	12	Mike Waddell	12-19	1998
15.	11	Richie Leone	11-17	2010-13

2016 SEASON

COACHING STAFF

THE COUGARS

SEASON REVIEW

HISTORY & RECORDS



## SCORING RECORDS

2016 SEASON

COACHING STAFF

THE COUGARS

SEASON REVIEW

HISTORY & RECORDS

### FIELD GOAL PERCENTAGE • SEASON

Minimum 10 attempts

Rk.	FGs.	Player	FG-A	Years
1.	100.0	Matt Hogan	12-12	2009
2.	85.7	Dustin Bell	12-14	2002
3.	82.4	Matt Hogan	14-17	2010
4.	81.8	Mike Clendenen	18-22	1984
5.	80.0	Matt Hogan	20-25	2012
6.	79.2	Chip Browndyke	19-24	1987
7.	77.8	Ben Bell	14-18	2006
8.	76.5	Matt Hogan	13-17	2011
9.	76.2	Sebastian Villarreal	16-21	1997
10.	76.0	Roman Anderson	19-25	1990
	76.0	Roman Anderson	19-25	1988
12.	75.0	Chip Browndyke	9-12	1985
	75.0	David Humphreys	9-12	1980
14.	73.7	Dustin Bell	14-19	2003
15.	73.3	Sebastian Villarreal	11-15	1996

### FIELD GOAL PERCENTAGE • CAREER

Minimum 20 attempts

Rk.	FGs.	Player	FG-A	Years
1.	83.1	Matt Hogan	59-71	2008-12
2.	73.0	Kyle Bullard	27-37	2013-15
3.	71.2	Chip Browndyke	37-52	1985-87
4.	70.9	Dustin Bell	39-55	2001-04
5.	70.8	Ben Bell	34-48	2005-09
6.	70.5	Sebastian Villarreal	31-44	1995-97
7.	69.5	Mike Clenden	41-59	1981-84
8.	69.3	Roman Anderson	70-101	1988-91
9.	65.5	Lennard Coplin	19-29	1974-76
10.	58.3	Trace Craft	21-36	1992-94

### PATs • GAME

Rk.	FGs.	Player	PATs-A	Opponent	Date
1.	13	Terry Leiweke	13-14	Tulsa	11/23/68
2.	12	Roman Anderson	12-12	SMU	10/21/89
3.	10	Matt Hogan	10-10	at Tulane	11/10/11
	10	Matt Hogan	10-10	Rice	10/27/11
	10	Roman Anderson	10-10	Tulsa	10/15/88
6.	9	Matt Hogan	9-9	Marshall	10/22/11
	9	Matt Hogan	9-9	Rice	11/28/09
	9	Ben Bell	9-9	Tulsa	11/15/08
9.	8	<b>Ty Cummings</b>	<b>8-8</b>	<b>at UCF</b>	<b>10/24/15</b>
	8	Kyle Bullard	8-8	Texas State	9/26/15
	8	Matt Hogan	8-8	at UAB	11/5/11
	8	Matt Hogan	8-8	East Carolina	10/8/11
	8	Matt Hogan	8-8	Georgia State	9/24/11
	8	Matt Hogan	8-8	at Memphis	10/30/10
	8	Matt Hogan	8-10	Texas State	9/4/10
	8	T.J. Lawrence	8-8	Rice	10/13/07
	8	Dustin Bell	8-8	UAB	11/29/03
	8	Dustin Bell	8-8	Army	10/19/02
	8	Sebastian Villarreal	8-8	Southern Miss	11/9/96

### PATs • SEASON

Rk.	PATs	Player	PATs-A	Years
1.	91	Matt Hogan	91-92	2011
2.	65	Roman Anderson	65-67	1989
3.	58	Roman Anderson	58-58	1990
4.	56	Dustin Bell	56-56	2003
5.	54	Matt Hogan	54-58	2010
	54	T.J. Lawrence	54-55	2007
7.	52	Terry Leiweke	52-57	1968
8.	51	<b>Ty Cummings</b>	<b>51-51</b>	<b>2015</b>
	51	Ben Bell	51-53	2006
	51	Roman Anderson	51-51	1988
10.	48	Ben Bell	48-50	2008
11.	45	Matt Hogan	45-45	2012
12.	42	Kyle Bullard	42-47	2014
13.	41	Trace Craft	41-43	1992
	41	Ken Hebert	41-46	1966
15.	40	Kenny Hatfield	40-44	1978
16.	39	Roman Anderson	39-41	1991

### PATs • CAREER

Rk.	FGs.	Player	PATs-A	Years
1.	228	Matt Hogan	228-238	2008-12
2.	213	Roman Anderson	213-217	1988-91
3.	139	Ben Bell	139-146	2005-09
4.	109	Dustin Bell	109-115	2001-04
5.	104	Kenny Hatfield	104-112	1976-79
6.	92	Ricky Terrell	92-102	1971-73
7.	89	Ken Hebert	89-103	1965-67
8.	86	Kyle Bullard	86-91	2013-15
9.	84	Mike Clendenen	84-88	1981-84
10.	76	Sebastian Villarreal	76-79	1995-97
	76	Lennard Coplin	76-89	1974-76
12.	72	Trace Craft	72-75	1992-94
13.	69	Chip Browndyke	69-71	1985-87
14.	61	Carlos Lopez	61-74	1968-70
15.	58	T.J. Lawrence	58-59	2005-07
16.	52	<b>Ty Cummings</b>	<b>52-52</b>	<b>2013 -</b>
	52	Terry Leiweke	52-57	1968
17.	43	Mike Clark	43-47	1999-00

### PATs PERCENTAGE • SEASON

Minimum 25 made

Rk.	FGs.	Player	PATs-A	Years
1.	100.0	<b>Ty Cummings</b>	<b>51-51</b>	<b>2015</b>
	100.0	Richie Leone	32-32	2013
	100.0	Matt Hogan	45-45	2012
	100.0	Dustin Bell	56-56	2003
	100.0	Roman Anderson	58-58	1990
	100.0	Mike Clendenen	27-27	1983
	100.0	Roman Anderson	51-51	1988
	100.0	Kenny Hatfield	32-32	1979
8.	98.9	Matt Hogan	91-92	2011
9.	98.2	T.J. Lawrence	54-55	2007
10.	97.0	Roman Anderson	65-67	1989
11.	96.8	Chip Browndyke	30-31	1985
12.	96.6	Mike Waddell	28-29	1998
13.	96.3	Mike Clendenen	26-27	1982
14.	96.2	Ben Bell	51-53	2006
15.	96.2	Chip Browndyke	25-26	1987
16.	96.0	Ben Bell	48-50	2008
17.	95.3	Trace Craft	41-43	1992
18.	95.1	Roman Anderson	39-41	1991
19.	94.9	Ben Bell	37-39	2005
	94.9	Sebastian Villarreal	37-39	1996

### PATs PERCENTAGE • CAREER

Minimum 50 made

Rk.	FGs.	Player	PATs-A	Years
1.	100.0	<b>Ty Cummings</b>	<b>52-52</b>	<b>2013 -</b>
2.	98.3	T.J. Lawrence	58-59	2005-07
3.	98.2	Roman Anderson	213-217	1988-91
4.	97.2	Chip Browndyke	69-71	1985-87
5.	96.2	Sebastian Villarreal	76-79	1995-97
6.	96.0	Trace Craft	72-75	1992-94
7.	95.8	Matt Hogan	228-238	2008-12
8.	95.5	Mike Clendenen	84-88	1981-84
9.	95.2	Ben Bell	139-146	2005-09
10.	94.8	Dustin Bell	109-115	2001-04
11.	94.5	Kyle Bullard	86-91	2013-15
12.	92.9	Kenny Hatfield	104-112	1976-79
13.	91.2	Terry Leiweke	52-57	1968
14.	90.2	Ricky Terrell	92-102	1971-73
15.	86.4	Ken Hebert	89-103	1965-67
16.	85.4	Lennard Coplin	76-89	1974-76
17.	82.4	Carlos Lopez	61-74	1968-70





## PUNTING RECORDS

### PUNTING AVERAGE • GAME

Minimum 3 punts

Rk.	Avg.	Player	Yds.	No.	Opponent	Date
1.	55.33	Jimmy McClary	166	3	at Louisville	11/22/03
2.	53.67	Chase Turner	161	3	at Tulsa	11/7/09
3.	53.00	Alan Neveux	318	6	at West Texas State	10/30/48
4.	52.67	Mark Ford	158	3	Florida	9/15/79
5.	52.50	Ken Hebert	315	6	Mississippi State	10/15/66
6.	51.75	Richie Leone	207	4	Louisiana Tech	9/8/12
7.	51.50	Chase Turner	309	6	UAB	10/8/08
8.	51.25	Robert Myers	205	4	at Arkansas	10/27/79
9.	51.00	Chase Turner	153	3	Marshall	11/17/07
	51.00	Mark Ford	153	3	Arkansas	10/27/79
11.	50.50	Richie Leone	202	4	Tulane	9/25/10
12.	50.33	Simon Rodriguez	151	3	Tulsa	10/15/88
13.	50.25	Ken Hebert	201	4	Memphis	11/11/67
<b>Texas Bowl (Reliant Stadium, Houston)</b>						
14.	50.17	Chase Turner	301	6	vs. TCU	12/28/07
15.	50.00	Owen Mulholland	150	3	Mississippi State	9/29/56
16.	49.33	Richie Leone	148	3	UCLA	9/3/11

### PUNTING AVERAGE • SEASON

Minimum 20 punts

Rk.	Avg.	Player	Yds.	Punts	Year
1.	45.50	Richie Leone	2,730	60	2012
2.	45.46	Chase Turner	1,864	41	2008
3.	43.57	Ken Hebert	1,830	42	1967
4.	43.49	Robert Myers	2,740	63	1985
5.	43.192	Charles Langston	2,246	52	1991
6.	43.191	Richie Leone	3,153	73	2013
7.	42.91	Mike Clark	1,373	32	1999
8.	42.69	Chase Turner	1,921	45	2007
9.	42.60	Chase Turner	1,832	43	2009
10.	41.97	Jimmy McClary	2,584	62	2003
11.	41.96	Ken Hebert	3,147	75	1965
12.	41.88	Jay Wyatt	2,387	57	1977
13.	41.73	Jason Stoft	2,754	66	1994
14.	41.71	Robert Myers	1,752	42	1983
15.	41.52	Mike Parrott	2,657	64	1970
16.	41.43	Richie Leone	1,450	35	2010
17.	41.38	Simon Rodriguez	2,731	66	1988
18.	41.33	Ken Hebert	1,653	40	1966
19.	41.12	Richie Leone	2,097	51	2011
20.	41.09	Ignacio Saucedo	2,794	68	1997
21.	40.74	Mike Parrott	1,874	46	1969
22.	40.52	Ignacio Saucedo	2,188	54	1996
23.	40.40	Lonnie Stokes	2,626	65	1982
24.	40.38	Logan Piper	2,584	64	2015
25.	40.35	Mark Ford	1,937	48	1979
26.	40.32	Hal Roberts	1,532	38	1971
27.	40.23	Simon Rodriguez	2,816	70	1987
28.	39.82	Justin Laird	1,115	28	2004

### PUNTING AVERAGE • CAREER

Minimum 50 punts

Rk.	Avg.	Player	Yds.	Punts	Years
1.	43.54	Chase Turner	5,617	129	2007-09
2.	43.06	Richie Leone	9,430	219	2010-13
3.	42.78	Robert Myers	4,492	105	1983-85
4.	42.23	Ken Hebert	6,630	157	1965-67
5.	41.73	Jason Stoft	2,754	66	1993-94
6.	41.34	Charles Langston	4,093	99	1990-91
7.	40.235	Mike Parrott	5,472	136	1968-70
8.	40.231	Mike Clark	4,345	108	1999-00
9.	40.13	Ignacio Saucedo	7,785	194	1995-97
10.	39.96	Simon Rodriguez	9,789	245	1986-89
11.	39.95	Logan Piper	4,275	107	2014-15
12.	39.65	Jimmy McClary	7,374	186	2001-03
13.	39.64	Jay Wyatt	7,809	197	1975-78
14.	39.35	Justin Laird	4,525	115	2002-06
15.	39.22	Hal Roberts	5,373	137	1971-73
16.	39.05	Lonnie Stokes	7,770	199	1981-84
17.	38.97	Larry Lindsey	3,897	100	1959-61
18.	38.42	Thery George	2,651	69	1993
19.	37.57	Alan Neveux	4,771	127	1948-49
20.	37.42	Preasley Cooper	1,871	50	1963-64
21.	37.25	Jack Patterson	1,900	51	1952-54
22.	37.16	Ken Pridgeon, Jr.	1,858	50	1974
23.	36.99	Joey Saavedra	2,515	68	1998-00
24.	36.75	Ken Pridgeon	3,197	87	1951-52
25.	36.46	Weedy Harris	2,151	59	1979-82

2016 SEASON

COACHING STAFF

THE COUGARS

SEASON REVIEW

HISTORY & RECORDS



## DEFENSIVE RECORDS

2016 SEASON

COACHING STAFF

THE COUGARS

SEASON REVIEW

HISTORY & RECORDS

### TACKLES • GAME

Rk.	No.	Player	Opponent	Date
1.	26	Frank Ditta	at Arizona State	9/18/71
<i>Bell Helicopter Armed Forces Bowl (Fort Worth, Texas)</i>				
2.	23	Marcus McGraw	vs. Air Force	12/31/09
	23	Deryl McGallion	at Virginia Tech	10/7/72
	23	Gary McGuire	at TCU	10/31/87
5.	22	Richard Harrington	Syracuse	9/19/70
	22	Weedy Harris	Arkansas	10/23/82
	22	Hanik Milligan	TCU	9/29/01
8.	21	Trevon Stewart	at East Carolina	11/3/12
	21	Rocky Schwartz	at UCF	11/5/05
	21	Ryan McCoy	Baylor	10/2/93
11.	20	Hanik Milligan	at Army	10/6/01
	20	Hanik Milligan	Rice	9/1/01

### TACKLES • SEASON

Rk.	No.	Player	Year
1.	177	Frank Ditta	1970
2.	174	Hanik Milligan	2001
3.	167	Bryant Winn	1984
4.	163	Gary McGuire	1986
5.	157	Ryan McCoy	1993
6.	156	Marcus McGraw	2009
7.	155	Gary McGuire	1985
8.	148	Hanik Milligan	2002
	148	Gary McGuire	1987
10.	143	C.J. Cavness	2009
	143	Kenny Hill	1999

### TACKLES • CAREER

Rk.	No.	Player	Years
1.	510	Marcus McGraw	2008-11
2.	507	Ryan McCoy	1990-93
3.	472	Gary McGuire	1984-87
4.	411	Hanik Milligan	2000-02
5.	400	Derrick Mathews	2011-14
6.	391	Miike Parker	1994-97
7.	378	Phillip Steward	2009-12
8.	376	David Hodge	1975-79
9.	367	Trevon Stewart	2012-15
10.	350	Greg Brezina	1965-67

### SACKS • GAME

Rk.	No.	Player	Opponent	Date
1.	6	Glenn Montgomery	Wyoming	11/12/88
2.	5	Reggie Burnette	at SMU	10/20/90
3.	4	Alton Montgomery	Texas	11/11/89
4.	3	Trevon Stewart	Cincinnati	11/7/15
	3	<b>Steven Taylor</b>	<b>SMU</b>	<b>11/8/15</b>
	3	<b>Steven Taylor</b>	<b>at Tulsa</b>	<b>11/3/15</b>
	3	Derrick Mathews	BYU	10/19/13
	3	Sammy Brown	SMU	11/19/11
	3	Lloyd Allen	at UAB	11/5/11
	3	George Bamfo	East Carolina	10/8/11
	3	Phillip Hunt	UAB	10/8/08
	3	Wade Koehl	at Rice	9/5/04
	3	Allen Aldridge	at SMU	11/7/92
	3	Steve Clarke	Illinois	9/19/92
	3	Keith Jenkins	Wyoming	11/12/88
	3	Reggie Burnette	Wyoming	11/12/88
	3	Alfred Oglesby	Wyoming	11/12/88
	3	Glenn Montgomery	at Wyoming	10/17/87
	3	Darren Warren	at Rice	11/28/87
	3	T.J. Turner	Rice	12/1/84
	3	Eddie Gilmore	at Texas Tech	11/24/84

### SACKS • SEASON

Rk.	No.	Player	Year
1.	14.0	Phillip Hunt	2008
2.	13.5	Sammy Brown	2011
3.	13.0	Craig Veasey	1989
	13.0	Mack Mitchell	1973
5.	12.0	Glenn Cadrez	1991
	12.0	Reggie Burnette	1990
	12.0	Glenn Montgomery	1988
	12.0	Sam Proctor	1979
9.	11.0	Phillip Steward	2012
	11.0	T.J. Turner	1984
	11.0	Mack Mitchell	1974
12.	10.5	Phillip Hunt	2007
<b>13.</b>	<b>10.0</b>	<b>Steven Taylor</b>	<b>2015</b>
	10.0	Louis Hampton	1998

### SACKS • CAREER

Rk.	No.	Player	Years
1.	34.0	Phillip Hunt	2005-08
2.	33.0	Mack Mitchell	1972-74
3.	30.0	T. J. Turner	1982-85
4.	26.0	Hosea Taylor	1977-80
5.	22.0	Leonard Mitchell	1977-80
6.	21.0	Sammy Brown	2010-11
	21.0	Glenn Montgomery	1985-88
	21.0	Larry Keller	1972-74
8.	20.0	Bill Stohler	1971-73
9.	19.0	Wayne Rogers	1997-00
	19.0	Louis Hampton	1995-98
	19.0	Craig Veasey	1986-89
	19.0	Reggie Burnette	1988-90

### TACKLES FOR LOSS • SEASON

Rk.	No.	Player	Year
1.	30.0	Sammy Brown	2011
2.	26.0	Wayne Rogers	2000
3.	23.0	T.J. Turner	1984
4.	22.0	Reggie Burnette	1990
5.	21.0	T.J. Turner	1985
	21.0	Craig Veasey	1989
7.	20.0	Wilson Whitley	1976
	20.0	Glenn Montgomery	1988
	20.0	Sammy Brown	2010
10.	19.5	Phillip Steward	2012
11.	19.0	Elandon Roberts	2015
	19.0	Wayne Rogers	1999
	19.0	Sam Proctor	1979

### TACKLES FOR LOSS • CAREER

Rk.	No.	Player	Years
1.	66	T.J. Turner	1982-85
2.	57	Wayne Rogers	1997-00
3.	51.0	Phillip Hunt	2005-08
4.	50.0	Sammy Brown	2010-11
5.	43.0	Derrick Mathews	2011-14
6.	41	Wilson Whitley	1973-76
7.	40.5	Phillip Steward	2009-12
8.	39	Glenn Montgomery	1985-88
<b>9.</b>	<b>38.0</b>	<b>Steven Taylor</b>	<b>2013 -</b>
	38.0	Lance Everson	2002-05
	38.0	Reggie Burnette	1988-90



## DEFENSIVE RECORDS

### PASSES BROKEN UP - GAME

Rk.	No.	Player	Opponent	Date
<i>American Championship Game (TDECU Stadium, Houston)</i>				
1	7	William Jackson, III	Temple	12/5/15
2.	6	Willie Gaston	at UTEP	9/16/05
3.	5	Everett Daniels	Tulane	11/24/12
	5	William Pettis	Tulane	11/6/99
	5	Johnny Jackson	at Wyoming	10/17/87
6.	4	William Jackson, III	at Tulane	10/16/15
	4	Thomas Bates	USF	10/31/13
	4	Ernest Miller	at UTEP	10/27/07
	4	Ernest Miller	at Tulane	9/15/07
	4	Willie Gaston	at Rice	9/2/06
	4	Delmonico Montgomery	at Louisiana-Lafayette	10/5/96
	4	Johnny Jackson	Sam Houston State	9/26/89
	4	Cornelius Price	at UNLV	9/2/89
	4	Orsby Crenshaw	at Baylor	10/4/86
	4	David Martel	at Oklahoma State	9/20/86
	4	Audray McMillian	Lamar	9/17/83

### PASSES BROKEN UP - SEASON

Rk.	No.	Player	Year
1.	23	William Jackson, III	2015
2.	19	Willie Gaston	2006
3.	17	William Pettis	1999
4.	16	Johnny Jackson	1987
	16	Delmonico Montgomery	1996
6.	15	Brandon Brinkley	2008
7.	14	William Fields	1998
8.	13	Kenneth Fontenette	2006
	13	Willie Gaston	2005
	13	Jason Parker	2000
	13	Cornelius Price	1989
	13	Jeff Bouche	1973

### PASSES BROKEN UP - CAREER

Rk.	No.	Player	Years
1.	43	Brandon Brinkley	2006-09
2.	40	William Jackson, III	2013-15
	40	Willie Gaston	2003-06
4.	31	Johnny Jackson	1985-88
	31	William Fields	1996-99
6.	30	Jason Parker	1998-01
7.	29	Kenneth Fontenette	2005-08
8.	28	Ernest Miller	2005-08
9.	27	John W. Brown	1990-93
10.	26	Thomas Bates	2009-13

### FORCED FUMBLES - GAME

Rk.	No.	Player	Opponent	Date
1.	3	Scott Lee	Rice	11/26/05
	3	Mike James	Rice	9/4/99
3.	2	Adrian McDonald	Tulane	11/24/12
	2	David Hunter	Texas Tech	9/26/09
	2	Jake Ebner	Southern	8/30/08
	2	Will Gulley	UCF	10/28/06
	2	Will Gulley	TCU	10/25/03
	2	Farouk Adelekan	Tulane	9/7/02
	2	William Pettis	East Carolina	10/30/99
	2	Thomathan Good	Tulane	11/22/97
	2	Darren Warren	Temple	9/30/89
	2	Glenn Montgomery	TCU	10/29/88
	2	T.J. Turner	Arkansas	10/27/84
	2	Donnie Love	SMU	10/20/79

### FORCED FUMBLES - SEASON

Rk.	No.	Player	Years
1.	5	Phillip Steward	2012
	5	D.J. Hayden	2011
	5	Hanik Milligan	2002
	5	Lee Canalito	1974
5.	4	Mike James	1999
	4	Sam Proctor	1979
7.	3	<i>done 26 times; Most recently by Adrian McDonald, Steven Taylor 2014</i>	

### FORCED FUMBLES - CAREER

Rk.	No.	Player	Years
1.	10	Leonard Mitchell	1977-80
2.	9	Hanik Milligan	2000-02
3.	8	Marcus McGraw	2008-11
	8	Will Gulley	2002-06
5.	7	Adrian McDonald	2012-15
	7	Steve Bradham	1977-80
7.	6	Derrick Mathews	2011-14
	6	D.J. Hayden	2011-12
	6	Phillip Hunt	2005-08
	6	Hosea Taylor	1977-80

### FUMBLE RECOVERIES - GAME

Rk.	No.	Player	Opponent	Date
1.	3	Tray Hooper	Temple	9/30/90
2.	2	Vincent Hall	Grambling State	9/6/14
	2	Derrick Mathews	Memphis	10/12/13
	2	Efrem Oliphant	at Texas Tech	11/27/10
	2	C.J. Cavness	SMU	10/24/09
	2	David Hunter	at Oklahoma State	9/12/09
	2	Jesse Sowell	at Southern Miss	10/27/01
	2	Lee Ingersoll	at Rice	9/2/00
	2	T.J. Light	Army	10/10/98
	2	Malik Ledbetter	East Carolina	11/9/97
	2	Reggie Davis	Louisiana Tech	9/19/95
	2	Craig Veasey	Baylor	10/7/89
	2	Chuck Weatherspoon	at Missouri	9/17/88
	2	Keith Jenkins	at Arkansas	10/24/87
	2	Eugene Lockhart	SMU	10/17/81

### FUMBLE RECOVERIES - SEASON

Rk.	No.	Player	Year
1.	6	Trevon Stewart	2013
2.	5	Chuck Weatherspoon	1988
3.	4	Trevon Stewart	2015
	4	C.J. Cavness	2009
	4	Craig Veasey	1989
	4	Leo Truss	1981
	4	Ronnie Peacock	1970
8.	3	<i>done 26 times; Most recently by Adrian McDonald 2014</i>	

### FUMBLE RECOVERIES - CAREER

Rk.	No.	Player	Years
1.	10	Trevon Stewart	2012-15
2.	8	Wilson Whitley	1973-76
3.	7	Adrian McDonald	2012-15
	7	David Hodge	1975-79
	7	Jerry Drones	1966-69
	7	Wade Phillips	1965-68
7.	6	Micah Malone	1996-99
	6	Ryan McCoy	1990-93
	6	Tray Hooper	1988-90
	6	Keith Jenkins	1985-88
	6	Gary McGuire	1984-87
	6	T.J. Turner	1982-85

2016 SEASON

COACHING STAFF

THE COUGARS

SEASON REVIEW

HISTORY & RECORDS





## ANNUAL LEADERS

2016 SEASON

COACHING STAFF

THE COUGARS

SEASON REVIEW

HISTORY & RECORDS

### RUSHING YARDS

Year	Player	Pos.	Cl.	Carries	Net	Avg.	TD	LG
2015	Greg Ward Jr.	QB	Jr.	198	1,108	5.6	21	47
2014	Kenneth Farrow	RB	Jr.	186	1,037	5.6	14	58
2013	Ryan Jackson	RB	So.	139	661	4.8	6	37
2012	Charles Sims	RB	r-Jr.	142	851	6.0	11	53
2011	Charles Sims	RB	r-So.	110	821	7.5	9	72
2010	Bryce Beall	RB	Jr.	153	870	5.3	12	43
2009	Charles Sims	RB	Fr.	132	698	5.3	9	31td
2008	Bryce Beall	RB	Fr.	198	1,247	6.3	13	78td
2007	Anthony Alridge	RB	r-Sr.	259	1,597	6.2	14	60
2006	Anthony Alridge	RB	r-Jr.	95	959	10.1	8	87td
2005	Ryan Gilbert	RB	Sr.	170	1,037	6.1	9	58td
2004	Anthony Evans	RB	r-Jr.	153	788	5.2	4	36
2003	Anthony Evans	RB	r-So.	236	1,149	4.9	9	48td
2002	Joffrey Reynolds	RB	r-So.	316	1,545	4.9	11	72td
2001	Joffrey Reynolds	RB	r-Jr.	181	818	4.5	7	76td
2000	Joffrey Reynolds	RB	r-So.	136	534	3.9	5	35
1999	Ketric Sanford	RB	Sr.	224	1,199	5.4	12	72td
1998	Ketric Sanford	RB	Jr.	222	1,054	4.7	6	75td
1997	Ketric Sanford	RB	So.	151	636	4.2	3	25
1996	Antowain Smith	RB	Sr.	202	1,239	6.1	14	96td
1995	Antowain Smith	RB	Jr.	152	608	4.0	5	65td
1994	Jemaine Williams	RB	Jr.	136	670	4.9	5	45
1993	Lamar Smith	RB	Sr.	96	417	4.3	2	34
1992	Lamar Smith	RB	Jr.	111	845	7.6	9	41
1991	TiAndre Sanders	RB	Jr.	70	397	5.7	5	64
1990	Chuck Weatherspoon	RB	Sr.	158	1,097	6.9	7	35
1989	Chuck Weatherspoon	RB	Jr.	119	1,146	9.6	10	60
1988	Chuck Weatherspoon	RB	So.	118	1,004	8.5	10	70
1987	Kimble Anders	RB	So.	158	791	5.0	8	57
1986	Sloan Hood	RB	Jr.	97	391	4.0	3	30
1985	Sloan Hood	RB	So.	114	652	5.7	8	47td
1984	Raymond Tate	RB	So.	180	864	4.8	6	72td
1983	Donald Jordan	RB	Sr.	191	1,049	5.5	7	59
1982	Dallas Wiggins	RB	Jr.	169	895	5.3	5	39
1981	Lionel Wilson	QB	So.	191	656	3.4	7	61td
1980	Terald Clark	RB	Sr.	219	859	3.9	4	43td
1979	Terald Clark	RB	Jr.	193	1,063	5.5	7	46td
1978	Emmett King	RB	Jr.	183	1,095	6.0	5	83td
1977	Alois Blackwell	RB	Sr.	213	1,169	5.5	11	71td
1976	Alois Blackwell	RB	Jr.	151	934	6.2	8	57td
1975	John Housman	RB	Jr.	107	466	4.4	5	30td
1974	John Housman	RB	So.	192	988	5.2	8	40
1973	Leonard Parker	RB	Sr.	224	1,123	5.0	12	56
1972	Nat "Puddin" Jones	RB	Sr.	222	1,216	5.5	10	33
1971	Robert Newhouse	RB	Sr.	277	1,757	6.3	12	75
1970	Tommy Mozisek	RB	Jr.	153	935	6.1	11	70td
1969	Jim Strong	RB	Sr.	190	1,293	6.8	11	50
1968	Paul Gipson	RB	Sr.	242	1,550	6.4	13	66
1967	Paul Gipson	RB	Jr.	187	1,100	5.9	11	52
1966	Dick Post	RB	Sr.	185	1,061	5.7	5	40td
1965	Dick Post	RB	Jr.	156	630	4.0	3	37
1964	Dick Post	RB	So.	116	528	4.6	5	66
1963	Joe Lopasky	RB	Jr.	96	353	3.7	3	18
1962	Bobby Brezina	RB	Sr.	102	512	5.0	6	73td
1961	Ken Bolin	RB	Sr.	60	356	5.9	3	80td
1960	Ken Bolin	RB	Jr.	75	542	7.2	4	56td
1959	Charlie Rieves	RB	So.	87	347	4.0	3	19
1958	Claude King	RB	Jr.	76	439	5.8	3	47td
1957	Don Brown	RE	Jr.	86	378	4.4	3	—
1956	Don Flynn	RB	Sr.	90	412	4.6	4	—
1955	Curley Johnson	RB	Jr.	82	469	5.7	3	—
1954	Jack Patterson	RB	Sr.	77	361	4.7	3	—
1953	Donn Hargrove	RB	So.	69	407	5.9	7	80td
1952	S. M. Meeks	RB	So.	78	366	4.7	4	40td
1951	Gene Shannon	RB	Sr.	143	1,036	7.3	11	72td
1950	Max Clark	RB	Sr.	129	860	6.7	8	45td
1949	Gene Shannon	RB	So.	88	498	5.7	5	41td
1948	Jack Gwin	RB	—	78	357	4.6	2	—
1947	Boyd Tingle	RB	—	54	299	5.5	5	81td

### PASSING YARDS

Year	Player	Cl.	G	Cmp	Att	Int	Pct.	Yds.	TD
2015	Greg Ward Jr.	Jr.	14	232	345	6	.672	2,828	17
2014	Greg Ward Jr.	So.	13	177	263	7	.673	2,010	12
2013	John O'Korn	Fr.	13	259	446	10	.581	3,117	28
2012	David Piland	r-So.	11	256	448	12	.571	2,929	16
2011	Case Keenum	r-Sr.	14	428	603	5	.710	5,631	48
2010	David Piland	Fr.	8	201	345	14	.583	2,641	24
2009	Case Keenum	r-Jr.	14	492	700	15	.703	5,671	44
2008	Case Keenum	r-So.	13	397	589	11	.674	5,020	44
2007	Case Keenum	r-Fr.	13	187	273	10	.685	2,259	14
2006	Kevin Kolb	Sr.	14	292	432	4	.676	3,809	30
2005	Kevin Kolb	Jr.	12	254	420	15	.605	3,258	19
2004	Kevin Kolb	So.	11	198	353	6	.561	2,766	11
2003	Kevin Kolb	Fr.	13	220	360	6	.611	3,131	25
2002	Nick Eddy	Jr.	11	134	265	18	.506	2,054	16
2001	Kelly Robertson	Jr.	7	149	267	6	.558	1,704	9
2000	Jason McKinley	r-Sr.	11	251	428	13	.586	2,696	14
1999	Jason McKinley	r-Jr.	11	148	257	10	.576	1,651	5
1998	Jason McKinley	r-So.	11	218	386	13	.656	2,437	18
1997	Jason McKinley	r-Fr.	11	166	314	11	.529	1,910	9
1996	Chuck Clements	r-Sr.	11	223	354	13	.630	2,417	21
1995	Chuck Clements	r-Jr.	11	245	437	11	.561	2,641	15
1994	Chuck Clements	So.	5	91	162	5	.562	838	3
1993	Jimmy Klingler	Jr.	8	117	230	9	.509	1,291	7
1992	Jimmy Klingler	So.	11	303	504	18	.601	3,818	32
1991	David Klingler	Sr.	10	278	497	17	.559	3,388	29
1990	David Klingler	Jr.	11	374	643	20	.582	5,140	54
1989	André Ware	Jr.	11	365	578	15	.631	4,699	46
1988	André Ware	So.	11	212	356	8	.596	2,507	25
1987	David Dacus	Jr.	7	168	291	10	.577	1,849	8
1986	Mark Davis	Jr.	10	45	91	9	.495	590	6
1985	Gerald Landry	Jr.	11	117	241	9	.486	1,624	10
1984	Gerald Landry	So.	11	113	235	18	.481	1,503	12
1983	Gerald Landry	Fr.	7	56	120	4	.467	957	5
1982	Lionel Wilson	Jr.	10	85	171	13	.497	1,386	5
1981	Lionel Wilson	So.	11	85	170	11	.500	1,225	9
1980	Brent Chinn	So.	11	58	109	8	.440	749	2
1979	Delrick Brown	Sr.	11	59	117	6	.504	737	6
1978	Danny Davis	Sr.	11	76	155	7	.490	1,053	9
1977	Delrick Brown	So.	10	69	136	3	.507	977	13
1976	Danny Davis	So.	11	77	161	10	.478	1,348	11
1975	Bubba McGallion	Jr.	9	47	103	11	.455	697	4
1974	David Husmann	Jr.	10	90	328	6	.420	524	2
1973	D.C. Nobles	Sr.	11	70	156	7	.449	1,148	7
1972	D.C. Nobles	Jr.	11	101	209	7	.483	1,351	15
1971	Gary Mullins	Sr.	11	94	184	9	.511	1,616	14
1970	Gary Mullins	Jr.	11	68	159	9	.428	1,046	10
1969	Gary Mullins	So.	11	83	166	6	.500	1,433	13
1968	Ken Bailey	Jr.	10	71	152	12	.467	1,279	11
1967	Dick Woodall	Sr.	10	65	132	10	.492	1,224	12
1966	Bo Burris	Sr.	10	98	204	21	.480	1,666	22
1965	Bo Burris	Jr.	10	81	175	11	.463	1,256	12
1964	Jack Skog	Sr.	9	30	55	4	.545	436	6
1963	Jack Skog	Jr.	10	100	182	9	.549	1,145	7
1962	Billy Roland	Sr.	10	60	123	4	.488	753	5
1961	Don Sessions	Sr.	10	48	111	10	.432	549	4
1960	Don Sessions	Jr.	10	65	133	12	.489	724	5
1959	Lonnie Holland	Sr.	10	45	76	9	.592	423	3
1958	Lonnie Holland	Jr.	9	48	84	8	.571	542	4
1957	Sammy Blount	Sr.	10	22	50	3	.440	306	0
1956	Don Flynn	Sr.	10	22	53	3	.415	464	6
1955	Jimmy Dickey	Sr.	10	32	81	8	.395	454	4
1954	Jimmy Dickey	Jr.	10	32	77	8	.416	474	5
1953	Bobby Clatterback	Sr.	9	30	61	3	.492	276	0
1952	Bobby Clatterback	Jr.	10	47	128	5	.367	736	4
1951	Bobby Clatterback	So.	10	57	111	14	.514	966	8
1950	Bobby Rogers	—	10	28	61	5	.459	287	2
1949	Alan Neveux	—	10	63	144	14	.438	939	7
1948	Alan Neveux	—	10	46	116	10	.397	549	5



## ANNUAL LEADERS

### TOTAL OFFENSE YARDS

Year	Player	Pos.	Cl.	Plays	Rush	Pass	Total	TDR
2015	Greg Ward Jr.	QB	Jr.	543	1,108	2,828	3,936	38
2014	Greg Ward Jr.	QB	So.	381	573	2,010	2,583	18
2013	John O'Korn	QB	Fr.	523	104	3,117	3,221	29
2012	David Piland	QB	r-So.	493	190	2,929	3,119	18
2011	Case Keenum	QB	r-Sr.	660	35	5,631	5,666	51
2010	David Piland	QB	Fr.	368	28	2,641	2,669	24
2009	Case Keenum	QB	r-Jr.	760	158	5,671	5,829	48
2008	Case Keenum	QB	r-So.	665	221	5,020	5,241	51
2007	Case Keenum	QB	r-Fr.	376	412	2,259	2,671	23
2006	Kevin Kolb	QB	Sr.	543	154	3,809	3,963	34
2005	Kevin Kolb	QB	Jr.	524	200	3,258	3,458	24
2004	Kevin Kolb	QB	So.	471	51	2,766	2,817	16
2003	Kevin Kolb	QB	Fr.	499	346	3,131	3,477	30
2002	Nick Eddy	QB	Jr.	302	-39	2,054	2,015	18
2001	Kelly Robertson	QB	Jr.	295	-93	1,704	1,611	9
2000	Jason McKinley	QB	r-Sr.	504	-131	2,696	2,565	15
1999	Jason McKinley	QB	r-Jr.	277	-60	1,651	1,591	5
1998	Jason McKinley	QB	r-So.	409	-117	2,437	2,320	18
1997	Jason McKinley	QB	r-Fr.	343	-109	1,910	1,801	9
1996	Chuck Clements	QB	r-Sr.	380	-83	2,417	2,334	21
1995	Chuck Clements	QB	r-Jr.	474	-56	2,641	2,585	15
1994	Chuck Clements	QB	So.	178	-44	838	794	3
1993	Jimmy Klingler	QB	Jr.	262	-58	1,291	1,233	7
1992	Jimmy Klingler	QB	So.	544	-50	3,818	3,768	32
1991	David Klingler	QB	Sr.	590	-162	3,388	3,226	30
1990	David Klingler	QB	Jr.	704	81	5,140	5,221	55
1989	André Ware	QB	Jr.	628	-38	4,699	4,661	49
1988	André Ware	QB	So.	391	-48	2,507	2,459	27
1987	David Dacus	QB	Jr.	334	-105	1,849	1,744	8
1986	Gerald Landry	QB	Sr.	220	273	428	701	1
1985	Gerald Landry	QB	Jr.	408	414	1,624	2,038	17
1984	Gerald Landry	QB	So.	412	384	1,503	1,887	15
1983	Gerald Landry	QB	Fr.	220	246	957	1,203	7
1982	Lionel Wilson	QB	Jr.	343	403	1,386	1,789	8
1981	Lionel Wilson	QB	So.	361	656	1,225	1,881	16
1980	Brent Chinn	QB	So.	210	453	749	1,202	7
1979	Delrick Brown	QB	Sr.	227	377	737	1,114	8
1978	Danny Davis	QB	Sr.	280	349	1,053	1,402	14
1977	Delrick Brown	QB	So.	241	225	977	1,202	17
1976	Danny Davis	QB	So.	303	420	1,348	1,768	16
1975	Bubba McGallion	QB	Jr.	232	392	697	1,089	9
1974	John Housman	QB	Jr.	192	988	0	988	8
1973	D. C. Nobles	QB	Sr.	278	591	1,148	1,739	12
1972	D. C. Nobles	QB	Sr.	302	289	1,351	1,640	22
1971	Gary Mullins	QB	Sr.	271	148	1,616	1,764	21
1970	Gary Mullins	QB	Jr.	222	57	1,046	1,103	10
1969	Gary Mullins	QB	So.	263	398	1,433	1,831	21
1968	Paul Gipson	QB	Sr.	245	1,550	74	1,624	14
1967	Dick Woodall	QB	Sr.	225	39	1,224	1,263	13
1966	Bo Burris	QB	Sr.	274	180	1,666	1,846	26
1965	Bo Burris	QB	Jr.	257	81	1,256	1,337	12
1964	Dick Post	QB	So.	118	528	2	530	5
1963	Jack Skog	QB	Jr.	241	34	1,145	1,179	10
1962	Billy Roland	QB	Sr.	182	-62	753	691	5
1961	Billy Roland	QB	Jr.	187	288	420	708	8
1960	Don Sessions	QB	Jr.	193	95	724	819	7
1959	Lonnie Holland	QB	Sr.	120	95	423	518	3
1958	Lonnie Holland	QB	Jr.	133	83	542	625	7
1957	Don Brown	RE	Jr.	91	378	25	403	4
1956	Don Flynn	QB	Sr.	143	412	464	876	7
1955	Jimmy Dickey	QB	Sr.	136	176	454	630	6
1954	Jimmy Dickey	QB	Jr.	129	181	474	655	6
1953	Donn Hargrove	QB		69	407	0	407	7
1952	Bobby Clatterbuck	QB	Jr.	220	34	736	702	5
1951	Gene Shannon	HB	Sr.	143	1,036	0	1,036	11
1950	Max Clark	HB	Sr.	137	860	35	895	8
1949	Alan Neveux	QB		216	36	939	975	11
1948	Alan Neveux	QB		209	209	549	758	9
1947	Boyd Tingle			92	299	116	415	5

### ALL-PURPOSE YARDS

Year	Player	Pos.	Cl.	Plays	Rush	Rec	PR	KR	INT	Total	Y/P
2015	Demarcus Ayers	WR	Jr.	151	146	1,222	290	0	0	1,659	11.0
2014	Kenneth Farrow	RB	Jr.	206	1,037	149	0	0	0	1,186	5.03
2013	Deontay Greenberry	WR	So.	84	6	1,202	0	0	0	1,208	14.38
2012	Charles Sims	RB	r-Jr.	179	851	373	0	0	0	1,224	6.84
2011	Patrick Edwards	WR	r-Sr.	106	6	1,752	210	0	0	1,968	18.57
2010	Tyron Carrier	WR	r-Jr.	106	50	480	0	1,174	0	1,704	16.08
2009	Tyron Carrier	WR	r-So.	142	125	1,029	73	986	0	2,213	15.58
2008	Tyron Carrier	WR	r-Fr.	127	140	1,026	77	601	0	1,844	14.52
2007	Anthony Alridge	RB	r-Sr.	310	1,597	428	0	233	0	2,258	7.28
2006	Anthony Alridge	WR	r-Jr.	141	959	274	0	603	0	1,836	13.02
2005	Vincent Marshall	WR	Sr.	100	84	939	175	186	0	1,385	13.85
2004	Vincent Marshall	WR	Jr.	69	8	1,040	0	0	0	1,048	15.19
2003	Brandon Middleton	WR	r-Sr.	62	0	1,250	0	171	0	1,421	22.92
2002	Joffrey Reynolds	RB	r-Sr.	335	1,545	135	0	0	0	1,680	5.01
2001	Joffrey Reynolds	RB	r-Jr.	220	818	349	0	50	0	1,217	5.53
2000	Brian Robinson	WR	r-So.	80	-2	899	0	0	0	897	11.21
1999	Ketric Sanford	TB	Sr.	249	1,199	113	0	277	0	1,589	4.82
1998	Ketric Sanford	RB	Jr.	259	1,054	171	0	305	0	1,530	5.91
1997	Ketric Sanford	RB	So.	184	636	101	0	530	0	1,267	6.89
1996	Antowain Smith	TB	Sr.	255	1,239	201	0	15	0	1,455	5.71
1995	Charles West	WR	r-Jr.	67	2	548	98	218	0	866	12.93
1994	Jermaine Williams	RB	Jr.	153	670	93	0	0	0	763	4.99
1993	Donald Mofett	WR	Sr.	134	290	135	0	814	0	1,239	9.25
1992	Lamar Smith	SB	Jr.	141	845	315	0	0	0	1,160	8.23
1991	Marcus Grant	WR	Jr.	78	0	1,262	0	0	0	1,262	17.18
1990	Chuck Weatherspoon	SB	Sr.	229	1,097	560	196	185	0	2,038	8.90
1989	Chuck Weatherspoon	SB	Jr.	226	1,146	735	95	415	0	2,391	10.58
1988	James Dixon	WR	Sr.	127	0	1,103	0	565	0	1,668	13.13
1987	James Dixon	WR	Jr.	92	0	659	0	903	0	1,562	16.98
1986	Vernell Ramsey	RB	So.	65	252	0	2	502	0	756	11.63
1985	Sloan Hood	FB	So.	118	652	25	0	0	0	677	5.74
1984	Raymond Tate	RB	So.	183	864	27	9	0	0	891	4.87
1983	Donald Jordan	RB	Sr.	200	1,049	67	0	35	0	1,151	5.76
1982	Dallas Wiggins	RB	Sr.	182	895	122	0	0	0	1,017	5.59
1981	Lonell Phea	SE	Sr.	64	29	614	227	0	0	870	13.59
1980	Terald Clark	RB	Sr.	226	859	84	0	0	0	943	4.17
1979	Terald Clark	RB	Jr.	199	1,063	80	0	0	0	1,143	5.74
1978	Emmett King	RB	Sr.	189	1,095	47	0	0	0	1,142	6.04
1977	Alois Blackwell	RB	Sr.	220	1,169	108	0	0	0	1,277	5.80
1976	Alois Blackwell	RB	Jr.	153	934	0	0	40	0	974	6.37
1975	Don Bass	TE	So.	68	95	646	32	212	0	985	14.49
1974	John Housman	FB	So.	193	988	0	0	10	0	998	5.17
1973	Leonard Parker	FB	Sr.	228	1,123	3	0	27	0	1,153	5.06
1972	Nat "Puddin" Jones	RB	Sr.	234	1,216	53	0	163	0	1,432	7.12
1971	Robert Newhouse	FB	Sr.	286	1,757	35	0	196	0	1,988	6.96
1970	Tommy Mozisek	FB	Jr.	154	935	10	0	0	0	945	6.14
1969	Jim Strong	FB	Sr.	197	1,293	92	0	0	0	1,385	7.03
1968	Paul Gipson	FB	Sr.	253	1,550	9	0	227	0	1,786	7.06
1967	Paul Gipson	RB	So.	207	1,100	107	0	137	0	1,344	6.49
1966	Warren McVea	RH	Jr.	99	648	414	1	173	0	1,236	12.48
1965	Warren McVea	RH	So.	75	114	341	21	428	0	904	12.05
1964	Dick Post	LH	So.	140	528	100	11	168	0	807	5.76
1963	Joe Lopasky	LH	Jr.	135	353	150	152	430	0	1,085	8.04
1962	Bobby Brezina	FB	Sr.	127	567	123	0	158	0	848	6.68
1961	Ken Bolin	LH	Sr.	93	356	81	0	429	39	905	9.73
1960	Ken Bolin	LH	Jr.	97	542	88	81	251	9	971	10.01
1959	Jim Kuehne	RH	Jr.	59	183	68	4	183	0	438	7.42
1958	Claude King	RHB	Jr.	99	439	132	8	291	0	870	8.79
1957	Don Brown	RE	Jr.	99	378	106	45	101	23	604	6.10
1956	Harold Lewis	RHB	So.	78	233	90	122	105	0	550	7.05
1955	Curley Johnson	FB	Jr.	89	469	50	0	98	0	617	6.93
1954	Jimmy Dickey	QB	Jr.	95	181	0	110	148	44	483	5.08
1953	Kennie Stegall	B	So.	70	340	-2	87	270	0	695	9.93
1952	Tom Bailes	B	So.	75	339	58	24	0	0	450	6.00
1951	Gene Shannon	HB	Sr.	185	1,036	345	94	323	0	1,798	9.72
1950	Max Clark	HB	Sr.	149	860	213	0	173	0	1,246	8.36
1949	Max Clark	HB	Jr.	119	461	77	159	173	11	881	7.40
1948	Max Clark	HB	So.	94	259	76	275	0	0	610	6.49
1947	Boyd Tingle			92	299	116	0	0	0	415	4.51

2016 SEASON

COACHING STAFF



## ANNUAL LEADERS

2016 SEASON

COACHING STAFF

THE COUGARS

SEASON REVIEW

HISTORY & RECORDS

### RECEPTIONS

Year	Player	Pos.	Cl.	Catches	Yards	Avg.	TD
2015	Demarcus Ayers	WR	Jr.	98	1,222	12.5	6
2014	Deontay Greenberry	WR	Jr.	72	841	11.7	6
2013	Deontay Greenberry	WR	So.	82	1,202	14.7	11
2012	Dewayne Peace	WR	Jr.	54	603	11.2	2
2011	Tyron Carrier	WR	r-Jr.	96	958	10.0	5
2010	Patrick Edwards	WR	r-Jr.	71	1,100	15.5	13
2009	James Cleveland	WR	Jr.	104	1,214	11.7	14
2008	Mark Hafner	TE	r-Sr.	86	907	10.5	11
2007	Donnie Avery	WR	r-Sr.	91	1,456	16.0	7
2006	Vincent Marshall	WR	Sr.	80	979	12.2	8
2005	Vincent Marshall	WR	Jr.	71	939	13.2	6
2004	Vincent Marshall	WR	So.	61	1,040	17.0	5
2003	Vincent Marshall	WR	Fr.	60	812	13.5	7
2002	KeyKowa Bell	WR	r-Sr.	35	422	12.1	2
2001	Orlando Iglesias	WR	r-Sr.	63	710	11.3	5
2000	Brian Robinson	WR	r-So.	80	890	11.1	6
1999	Orlando Iglesias	SE	Jr.	59	750	12.7	2
1998	Jerrian James	WR	Jr.	80	931	11.6	5
1997	Robbie Wheeler	WR	Jr.	42	470	11.2	2
1996	Damion Johnson	WR	Sr.	52	708	13.6	5
1995	Larkay James	WR	Sr.	50	706	14.1	4
	Charles West	WR	Jr.	50	548	10.9	2
1994	Ron Peters	WR	Sr.	28	342	12.3	2
	Jay McGuire	RB	Fr.	28	158	5.6	1
1993	Keith Jack	WR	Sr.	41	556	13.6	4
1992	Sherman Smith	IR	Jr.	103	923	9.0	6
1991	Freddie Gilbert	IR	Jr.	106	957	9.0	7
1990	Manny Hazard	IR	Sr.	78	946	12.1	9
1989	Manny Hazard	IR	Jr.	142	1,689	11.9	2
1988	Jason Phillips	WR	Sr.	108	1,444	13.4	15
1987	Jason Phillips	WR	Jr.	99	875	8.8	3
1986	Jet Brown	SE	So.	33	556	16.9	5
1985	Carl Hilton	TE	Sr.	34	450	13.2	5
1984	Carl Hilton	TE	Jr.	38	517	13.6	5
	Larry Shepherd	DL	Jr.	38	503	13.2	3
1983	David Roberson	FL	Sr.	32	354	11.1	1
1982	David Roberson	FL	Jr.	48	667	13.9	1
1981	Lonell Phea	FL	Sr.	40	614	15.4	2
1980	Lonell Phea	SR	Jr.	29	533	18.4	2
1979	Garrett Jurgajitis	TE	Sr.	23	275	12.0	0
1978	Willis Adams	FL	Sr.	29	534	18.4	4
1977	Don Bass	SE	Sr.	42	580	13.8	7
1976	Eddie Foster	TE	Sr.	26	524	20.2	4
1975	Don Bass	TE	So.	38	646	17.0	2
1974	Robert Lavergne	FL	So.	13	184	14.2	0
1973	Bryan Willingham	FL	Jr.	16	328	20.5	2
1972	Robert Ford	SE	Sr.	35	538	15.4	4
1971	Riley Odoms	TE	Sr.	45	730	16.2	8
1970	Elmo Wright	SE	Sr.	47	874	18.6	9
1969	Elmo Wright	SE	Jr.	63	1,275	20.3	14
1968	Elmo Wright	SE	So.	43	1,198	27.9	11
1967	Ken Hebert	SE	Sr.	28	626	22.4	7
1966	Ken Hebert	SE	Jr.	38	800	21.1	11
1965	Ken Hebert	LH	So.	24	359	15.0	4
1964	Dick Post	LH	So.	12	100	8.3	0
1963	Clem Beard	RE	Sr.	19	240	12.6	3
1962	Bill Van Osdel	LE	Sr.	14	218	15.6	3
1961	Bill McMillan	RH	So.	15	244	16.3	1
1960	Erroll Linden	RE	Sr.	12	146	12.2	0
1959	Randall Dorsett	LE	Jr.	12	139	11.6	1
1958	Bob Borah	LE	Sr.	29	375	12.9	3
1957	Charles Mallia	LE	So.	9	116	12.9	0
1956	Bob Borah	LE	So.	6	73	12.2	2
1955	Ronnie Emberg	RE	Jr.	12	173	14.4	0
1954	Ronnie Emberg	RE	So.	12	152	12.7	1
1953	Ben Wilson	E	Jr.	12	128	10.7	1
1952	Vic Hampel	E	Sr.	19	396	20.8	2
1951	Vic Hampel	E	Jr.	24	499	20.8	3
1950	Max Clark			11	203	18.5	3
1949	Maurice Elliott			13	177	13.6	1
1948	Ed Staggs			17	234	3.8	3

### SCORING

Year	Player	Pos.	Cl.	TD	PAT	2-PT	FG	TP
2015	Greg Ward Jr.	QB	Jr.	21	0	0	0	126
2014	Kenneth Farrow	RB	Jr.	15	0	0	0	90
	Kyle Bullard	K	Jr.	0	42-47	16-22	0	90
2013	Deontay Greenberry	WR	So.	11	0	0	0	66
2012	Matt Hogan	K	r-Sr.	0	45-45	0	20-25	105
2011	Matt Hogan	K	r-Jr.	0	91-92	0	13-17	130
2010	Matt Hogan	K	r-So.	0	54-58	0	14-17	96
2009	James Cleveland	WR	Sr.	14	0-0	0	0-0	84
2008	Bryce Beall	RB	Fr.	17	0-0	0	0-0	102
2007	Anthony Alridge	RB	r-Sr.	19	0-0	0	0-0	114
2006	Ben Bell	K	So.	0	51-53	0	14-18	93
2005	Ryan Gilbert	RB	Sr.	10	0-0	1	0-0	62
2004	Dustin Bell	K	r-Sr.	0	21-24	0	13-22	60
2003	Dustin Bell	K	r-Jr.	0	56-56	0	14-19	98
2002	Joffrey Reynolds	RB	r-Sr.	13	0-0	0	0-0	78
2001	Joffrey Reynolds	RB	r-Jr.	8	0-0	1	0-0	50
2000	Mike Clark	K	Sr.	0	17-19	0	10-21	47
1999	Ketric Sanford	TB	Sr.	12	0-0	0	0-0	72
1998	Mike Waddell	K	r-Sr.	0	28-29	0	12-19	64
1997	Sebastian Villarreal	K	r-Jr.	0	20-20	0	16-21	68
1996	Antowain Smith	TB	Sr.	15	0-0	1	0-0	92
1995	Sebastian Villarreal	K	r-So.	0	19-20	0	4-8	31
1994	Jermaine Williams	RB	Jr.	5	0-0	0	0-0	30
1993	Trace Craft	K	Jr.	0	20-21	0	6-9	38
1992	Trace Craft	K	So.	0	41-43	0	9-17	68
1991	Roman Anderson	K	Sr.	0	39-41	0	10-15	69
1990	Roman Anderson	K	Jr.	0	58-58	0	19-25	115
1989	Manny Hazard	IR	Jr.	22	0-0	1	0-0	134
1988	Roman Anderson	K	r-Fr.	0	51-51	0	19-25	108
1987	Kimble Anders	WB	So.	14	0-0	1	0-0	86
1986	Chip Browndyke	K	Jr.	0	14-14	0	9-16	41
1985	Chip Browndyke	K	So.	0	30-31	0	9-12	57
1984	Mike Clendenen	K	Sr.	0	18-21	0	18-22	72
1983	Mike Clendenen	K	Jr.	0	27-27	0	8-14	51
1982	Dwyane Love	FB	Sr.	10	0-0	0	0-0	60
1981	Lionel Wilson	QB	So.	7	0-0	0	0-0	42
1980	David Humphreys	LB	Jr.	0	22-23	0	9-12	49
1979	Kenny Hatfield	K	Jr.	0	32-32	0	11-19	65
1978	Randy Love	FB	Sr.	9	0-0	0	0-0	54
1977	Alois Blackwell	RB	Sr.	11	0-0	1	0-0	68
1976	Lennard Coplin	K	Sr.	0	34-38	0	9-15	61
1975	Bubba McGallion	QB	Jr.	5	0-0	2	0-0	34
1974	John Housman	FB	So.	8	0-0	0	0-0	48
1973	Leonard Parker	FB	Sr.	12	0-0	1	0-0	74
1972	Nat "Puddin" Jones	RB	Sr.	12	0-0	1	0-0	74
1971	Robert Newhouse	FB	Sr.	12	0-0	1	0-0	74
1970	Tommy Mozisek	FB	Jr.	11	0-0	0	0-0	66
1969	Elmo Wright	SE	Sr.	14	0-0	3	0-0	90
1968	Paul Gipson	FB	Sr.	14	0-0	0	0-0	84
1967	Ken Hebert	SE	Sr.	7	36-42	1	2-6	86
1966	Ken Hebert	SE	Jr.	11	41-46	0	2-7	113
1965	Ken Hebert	LH	So.	4	12-16	1	3-7	47
1964	Dick Post	LH	So.	5	0-0	0	0-0	30
1963	Mike Spratt	LH	So.	5	0-0	0	0-0	30
1962	Bobby Brezina	FB	Sr.	6	0-0	0	0-0	36
1961	Billy Roland	QB	Jr.	4	0-0	0	0-0	24
	Larry Broussard	FB	Jr.	4	0-0	0	0-0	24
1960	Charles Rieves	FB	Jr.	6	0-0	1	0-0	38
1959	Charles Rieves	FB	So.	3	0-0	0	0-0	18
	Larry Lindsey	QB	So.	3	0-0	0	0-0	18
1958	Don McDonald	QB	Jr.	4	11-14	0	0-0	35
1957	Don Brown	RE	Jr.	4	0-0	0	0-0	24
	Claude King	RHB	So.	4	0-0	0	0-0	24
1956	Don Flynn	QB	Sr.	4	15-20	0	0-0	39
1955	Ken Stegall	LHB	Sr.	7	11-14	0	0-0	53
1954	Jim Baughman	RHB	Sr.	3	0-0	0	0-0	18
	Jack Patterson	FB	Sr.	3	0-0	0	0-0	18
1953	Donn Hargrove	B	So.	7	0-0	0	0-0	42
1952	Ken Pridgeon	B	Sr.	5	0-0	0	0-0	30
	S. M. Meeks	B	So.	5	0-0	0	0-0	30
1951	Gene Shannon	HB	Sr.	13	0-0	0	0-0	78
1950	Max Clark	HB	Sr.	11	24-33	0	0-0	90
1949	Alan Neveux			4	29-33	0	0-0	53
1948	Alan Neveux			4	12-22	0	1-4	39
1947	Boyd Tingle			5	0-0	0	0-0	30
1946	Charles Manichia			8	0-0	0	0-0	48





## ANNUAL LEADERS

### TACKLES

Year	Player	Pos.	Cl.	Solo	Assist	Total
2015	Elandon Roberts	ILB	Sr.	88	54	142
2014	Efrem Oliphant	LB	Sr.	68	68	136
2013	Efrem Oliphant	LB	Jr.	70	64	134
2012	Phillip Steward	LB	Sr.	57	71	128
2011	Marcus McGraw	LB	Sr.	67	74	141
2010	Marcus McGraw	LB	Jr.	56	54	110
2009	Marcus McGraw	LB	So.	75	81	156
2008	Marcus McGraw	MLB	Fr.	48	55	103
2007	Rocky Schwartz	OLB	r-Sr.	48	55	103
2006	Will Gulley	S	r-Sr.	66	39	105
2005	Rocky Schwartz	S	Sr.	74	40	114
2004	Lance Everson	LB	Sr.	72	43	115
	Wade Koehl	LB	So.	64	51	115
2003	Lance Everson	LB	Jr.	87	39	126
2002	Hanik Milligan	DB	Sr.	72	77	149
2001	Hanik Milligan	DB	Jr.	102	72	174
2000	Wayne Rogers	DB	Sr.	87	47	134
1999	Kenny Hill	LB	Sr.	93	47	140
1998	Mike James	SS	Jr.	62	10	72
1997	Mike Parker	LB	Sr.	48	33	81
1996	Mike Parker	LB	Jr.	57	47	104
1995	Mike Parker	LB	So.	61	46	107
1994	Mike Parker	LB	Fr.	64	35	99
1993	Ryan McCoy	LB	Sr.	100	57	157
1992	Ryan McCoy	LB	Jr.	83	54	137
1991	Ryan McCoy	LB	So.	56	41	97
1990	Eric Blount	LB	So.	91	32	123
1989	Alfred Oglesby	DT	Sr.	63	41	104
1988	Glenn Montgomery	DL	Sr.	68	39	107
1987	Gary McGuire	LB	Sr.	107	47	148
1986	Gary McGuire	LB	Jr.	118	45	163
1985	Gary McGuire	LB	So.	100	55	155
1984	Bryant Winn	LB	Sr.	101	66	167
1983	Eugene Lockhart	LB	Sr.	90	44	134
1982	Weedy Harris	LB	Sr.	88	40	128
1981	Weedy Harris	LB	Jr.	80	41	121
1980	Steve Bradham	LB	Sr.	107	37	144
1979	David Hodge	LB	Sr.	87	38	125
1978	David Hodge	LB	Jr.	85	25	110
1977	Willis Williams	LB	Sr.	60	34	94
1976	Paul Humphreys	LB	Sr.	81	27	108
1975	Paul Humphreys	LB	Jr.	60	48	108
1974	Bubba Broussard	LB	Sr.	41	64	105
1973	Deryl Ray McGallion	LB	Sr.	58	58	116
1972	Deryl Ray McGallion	LB	Jr.	55	77	132
1971	Frank Ditta	LB	Sr.	52	59	111
1970	Frank Ditta	LB	Jr.	87	90	177
1969	Charlie Hall	LB	Jr.	62	37	99
1968	Jerry Drones	DE	Jr.	57	79	136
1967	Greg Brezina	LB	Jr.	51	75	126

### SACKS

Year	Player	Pos.	Cl.	Sacks
2015	Steven Taylor	LB	Jr.	10.0
2014	Steven Taylor	LB	So.	4.0
2013	Derrick Mathews	LB	Jr.	7
2012	Phillip Steward	LB	Sr.	11
2011	Sammy Brown	LB	Sr.	13.5
2010	Sammy Brown	LB	Jr.	7.5
2009	Tyrell Graham	DE	Sr.	7
2008	Phillip Hunt	DE	r-Sr.	14
2007	Phillip Hunt	DE	r-Jr.	10.5
2006	Phillip Hunt	DE	r-So.	8
2005	Wade Koehl	LB	Jr.	4
	Cody Pree	DE	r-Fr.	4
2004	Joe Clay	DE	r-Sr.	8
2003	Joe Clay	DL	r-Jr.	7
2002	Farouk Adelekan	DL	Jr.	9
2001	Arthur Gissendanner	LB	Sr.	2
	Adrian Lee	DL	r-Jr.	2
	Jason Parker	DB	Sr.	2
2000	Wayne Rogers	LB	Sr.	10
1999	Nikia Adderson	DL	Jr.	8
1998	Louis Hampton	LB	r-Sr.	10
1997	Rusty Foster	DE	Sr.	5
1996	Rusty Foster	DE	Jr.	9
1995	Reggie Davis	LB	So.	3
1994	Marlon Fouts	DE	Jr.	4
1993	Allen Aldridge	DE	Sr.	4
	Stephen Dixon	RT	Sr.	4
1992	Steve Clarke	DE	Sr.	6
	Stephen Dixon	DT	Jr.	6
1991	Glenn Cadrez	DE	Sr.	12
1990	Reggie Burnette	LB	Sr.	12
1989	Craig Veasey	DE	Sr.	13
1988	Glenn Montgomery	DL	Sr.	12
1987	Craig Veasey	DL	Jr.	4
1986	Robby Brezina	RT	Sr.	3
	Gary McManus	LB	Sr.	3
1985	T.J. Turner	DE	Sr.	8
1984	T.J. Turner	DE	Jr.	11
1983	DeWayne Calloway	DT	Sr.	6
1982	T.J. Turner	DT	Fr.	8
1981	Craig McGallion	NG	Jr.	5
	Leo Truss	DE	Sr.	5
1980	Hosea Taylor	DT	Sr.	6
1979	Sam Proctor	LB	Sr.	12
1978	Hosea Taylor	DT	So.	7
1977	Leonard Mitchell	DT	Fr.	8
1976	Wilson Whitley	DT	Sr.	5
1975	Wilson Whitley	DT	Jr.	3
1974	Mack Mitchell	DE	Sr.	11
1973	Mack Mitchell	DE	Jr.	13
1972	Mack Mitchell	DE	So.	9
1971	Butch Brezina	DE	Sr.	5
1970	Kent Branstetter	DE	Jr.	4
1969	Jerry Drones	DE	Sr.	5
1968	Jerry Drones	DE	Jr.	6
1967	Jerry Drones	DE	So.	5

2016 SEASON

COACHING STAFF

THE COUGARS

SEASON REVIEW

HISTORY & RECORDS



## ANNUAL LEADERS

2016 SEASON

COACHING STAFF

THE COUGARS

SEASON REVIEW

HISTORY & RECORDS

### INTERCEPTIONS

Year	Player	Pos.	Cl.	INT	Yards	Avg.	TD
2015	William Jackson, III	CB	Sr.	5	110	22.0	2
2014	Adrian McDonald	DB	Jr.	5	145	29.5	0
2013	Adrian McDonald	DB	So.	6	76	12.7	0
2012	Zach McMillian	DB	Jr.	5	8	1.6	0
2011	Phillip Steward	LB	Jr.	6	61	10.2	0
2010	Loyce Means	DB	Sr.	3	74	24.7	1
2009	Jamal Robinson	CB	r-Jr.	5	42	8.4	1
2008	Loyce Means	CB	So.	4	160	40.0	1
	Brandon Brinkley	CB	r-Jr.	4	32	8.0	1
2007	Kenneth Fontenette	CB	r-Jr.	4	21	5.2	0
2006	Will Gulley	S	r-Sr.	5	43	8.6	0
2005	Kenneth Fontenette	S	r-Fr.	4	17	4.2	0
2004	Will Gulley	S	Jr.	4	48	12.0	0
2003	Will Gulley	DB	So.	4	56	14.0	0
	Stanford Routt	DB	Jr.	4	44	11.0	0
2002	Victor Malone	DB	Sr.	3	62	20.7	0
2001	Hamin Milligan	DB	r-Sr.	2	9	4.5	0
2000	Hanik Milligan	DB	Jr.	5	77	15.4	0
1999	Mike James	S	Sr.	7	69	9.9	1
1998	Three players tied at	---	---	2	---	---	---
1997	Thomathan Good	CB	r-Sr.	2	0	0.0	0
	Malik Ledbetter	FS	So.	2	31	15.5	0
1996	Delmonico Montgomery	CB	r-Sr.	6	87	14.5	0
1995	Dedric Mathis	CB	Sr.	5	42	8.4	0
1994	Three players tied at	---	---	1	---	---	---
1993	Gerome Williams	DB	So.	2	32	16.0	0
1992	Steve Harris	CB	Sr.	6	53	8.8	0
1991	Lorenzo Dickson	DB	Jr.	3	20	6.7	0
1990	Jerry Parks	DB	Jr.	8	124	15.5	1
1989	Cornelius Price	CB	Jr.	12	187	15.6	2
1988	Johnny Jackson	DB	Sr.	4	86	21.5	0
	Cornelius Price	CB	So.	4	39	9.8	1
1987	Johnny Jackson	DB	Jr.	8	218	27.3	3
1986	Robert Jones	FS	Jr.	4	22	5.5	0
1985	5 players tied	---	---	1	---	---	---
1984	DeWayne Bowden	CB	Sr.	6	140	23.3	1
1983	Audrey McMillian	FS	Jr.	4	52	13.0	0
1982	Calvin Eason	FS	Sr.	4	37	9.3	0
	Reggie Vonner	CB	Sr.	4	22	5.5	0
1981	Butch LaCroix	CB	Jr.	7	52	7.4	0
1980	Reggie Vonner	DB	So.	4	17	4.3	0
1979	Donnie Love	CB	So.	5	14	2.8	0
1978	Gerald Cook	CB	Jr.	4	44	11.0	0
1977	Gerald Cook	CB	So.	2	19	9.5	0
	Anthony Francis	CB	Sr.	2	16	8.0	0
1976	Anthony Francis	CB	Jr.	10	118	11.8	0
1975	Anthony Francis	CB	So.	2	20	10.0	0
	Paul Humphreys	LB	Jr.	2	9	4.5	0
1974	Mark Mohr	FS	So.	4	25	6.3	0
1973	Jeff Bouche	LS	Sr.	5	28	5.6	0
	Robert Giblin	CB	Jr.	5	3	0.6	0
1972	Harold Evans	LB	So.	6	83	3.8	1
1971	Nick Holm	RS	Sr.	6	45	7.5	0
1970	Ronny Peacock	CB	Jr.	5	71	14.2	0
1969	L. D. Rowden	RS	Jr.	8	113	14.1	1
1968	Paul Shires	LS	Sr.	10	45	4.5	0
1967	Mike Simpson	DHB	Jr.	4	113	28.3	2
	Johnny Peacock	DHB	Jr.	4	113	28.3	1
1966	Gus Hollomon	S	Jr.	6	80	13.3	0
	Tom Paciorek	R	Jr.	6	36	6.0	0
1965	Gus Hollomon	S	So.	5	83	16.6	0
1964	Tim Wright	SE	Jr.	4	46	11.5	0
1963	Joe Rafter	RHB	So.	2	33	16.5	0
1962	Byron Beaver	QB	Sr.	10	56	5.6	0
1961	Ken Bolin	LHB	Sr.	4	39	9.8	0
1960	John Semian	C	Sr.	3	32	10.7	0
1959	John Semian	C	Jr.	2	32	16.0	0
1958	Don Brown	RE	Sr.	2	43	21.5	1
1957	Billy Ray Dickey	QB	Jr.	4	45	11.3	0
1956	Joe Bob Smith	RHB	Sr.	2	21	10.5	0
1955	Ronnie Logan	LHB	Jr.	3	5	1.7	0
1954	Frank Paul	QB	So.	3	45	15.0	0
1953	Eight players tied at	---	---	1	---	---	---
1952	Jack Howton	DB	Jr.	6	94	15.7	0
1951	Four players tied at	---	---	1	---	---	---
1950	James McNeil	HB	So.	4	36	9.0	0
1949	Red Purdum	---	---	5	119	23.8	1
1948	John O'Hara	---	---	3	19	6.3	0

### PASS BREAKUPS

Year	Player	Pos.	Cl.	PD
2015	William Jackson, III	CB	Sr.	23
2014	William Jackson	DB	Jr.	10
2013	Thomas Bates	DB	Sr.	9
2012	Thomas Bates	DB	r-Jr.	10
2011	D.J. Hayden	DB	r-Jr.	11
2010	Phillip Steward	LB	So.	7
	Jamal Robinson	DB	r-Sr.	7
2009	Brandon Brinkley	CB	r-Sr.	12
2008	Brandon Brinkley	CB	r-Jr.	15
2007	Ernest Miller	S	r-Jr.	11
2006	Willie Gaston	CB	Sr.	19
2005	Willie Gaston	CB	Sr.	13
2004	Stanford Routt	CB	Sr.	8
2003	Stanford Routt	DB	Jr.	8
2002	Victor Malone	DB	Sr.	10
2001	Victor Malone	DB	Jr.	6
2000	Jason Parker	DB	Jr.	16
1999	William Pettis	DB	Jr.	20
1998	William Fields	CB	Jr.	14
1997	Malik Ledbetter	FS	So.	7
1996	Delmonico Montgomery	CB	r-Sr.	16
1995	Gerome Williams	FS	r-Sr.	12
1994	Alfred Young	LCB	Sr.	7
1993	Alfred Young	DB	Jr.	6
	John W. Brown	CB	Sr.	6
	John H. Brown	CB	Jr.	6
1992	John W. Brown	CB	Jr.	7
1991	John W. Brown	CB	So.	5
1990	Jerry Parks	DB	Fr.	9
	John W. Brown	CB	Jr.	9
1989	Cornelius Price	CB	Sr.	13
1988	Johnny Jackson	DB	Jr.	10
1987	Johnny Jackson	DB	Jr.	16
1986	Orsby Crenshaw	CB	Sr.	10
1985	Israel Martin	RCB	So.	8
	Earl Allen	RCB	Sr.	8
1984	Randy Thornton	FS	Fr.	8
	DeWayne Bowden	RCB	Sr.	8
1983	Greg Purcell	SS	So.	9
1982	Reggie Vonner	RCB	Sr.	8
1981	Butch LaCroix	LCB	Jr.	10
1980	Donnie Love	DB	Jr.	5
	Calvin Eason	DB	So.	5
1979	Elvis Bradley	FS	Sr.	4
1978	Kenny Hatfield	RCB	Jr.	7
1977	Elvis Bradley	FS	So.	7
1976	Mark Mohr	LCB	Sr.	9
1975	Mark Mohr	LCB	Jr.	4
1974	Lee Canalito	DT	So.	5



## ANNUAL LEADERS

### FUMBLE RECOVERIES

Year	Player	Pos.	Cl.	FR	Yards
2015	Trevon Stewart	S	Sr.	4	0
2014	Adrian McDonald	DB	Jr.	3	28
2013	Trevon Stewart	DB	Sr.	6	15
2012	Radermon Scypion	DL	Sr.	2	0
2011	Phillip Stewart	LB	Jr.	2	0
	Kent Brooks	DB	So.	2	0
	D.J. Hayden	DB	Jr.	2	-6
2010	Marcus McGraw	LB	Jr.	3	33
	Matt Nicholson	LB	r-Sr.	3	0
2009	C.J. Gavness	OLB	r-Sr.	4	0
2008	Tate Stewart	DT	r-Sr.	2	0
2007	Kenneth Fontenette	CB	r-Sr.	2	37
	Rocky Schwartz	OLB	r-Sr.	2	0
	Tim Monroe	WR	r-So.	2	0
2006	Will Gulley	S	r-Sr.	2	0
2005	Wade Koehl	OLB	Jr.	2	49
	Scott Lee	DE	Jr.	2	0
2004	Courtney Brooks	S	Sr.	2	0
2003	Five players tied at	---	---	1	0
2002	Jermain Woodard	DB	r-So.	2	7
	Hanik Milligan	DB	Sr.	2	0
	Victor Malone	DB	Sr.	2	0
2001	Jesse Sowell	DB	r-Jr.	2	0
2000	Hanik Milligan	DB	Jr.	2	18
	Lee Ingersoll	DL	r-Jr.	2	0
	Josh Tubbs	DL	r-Fr.	2	0
1999	Ahmad Charles	DE	Jr.	3	66
	Micah Malone	S	r-Sr.	3	0
1998	Adriano Bell	DE	Jr.	2	99
	T.J. Light	OLB	Jr.	2	0
1997	Micah Malone	LB	So.	3	55
	Malik Ledbetter	FS	So.	3	0
	Halley Spencer	WR	So.	3	0
1996	Louis Hampton	DE	r-So.	2	---
1995	Rusty Foster	DE	So.	2	---
	Edwin Sai	CB	r-So.	2	---
1994	Eight players tied at	---	---	1	---
1993	Ryan McCoy	LB	Sr.	3	---
1992	Allen Aldridge	DRE	Jr.	3	---
1991	Kevin Batiste	QB	Fr.	2	---
1990	Ryan McCoy	LB	Fr.	3	---
1989	Craig Veasey	DRE	Sr.	4	---
1988	Chuck Weatherspoon	SB	So.	5	---
1987	Gary McGuire	LB	Sr.	3	---
	Keith Jenkins	DL	Jr.	3	---
1986	Four tied at	---	---	2	---
1985	Gary McManus	RE	Jr.	3	---
1984	Audray McMillian	FS	Sr.	3	---
	Israel Martin	RCB	Fr.	3	---
1983	10 tied at	---	---	1	---
1982	T.J. Turner	DT	Fr.	2	---
	James Durham	SS	Sr.	2	---
	James Brown	SS	Jr.	2	---
1981	Leo Truss	DE	Sr.	4	---
1980	Steve Bradham	LB	Sr.	3	---
1979	Six tied at	---	---	2	---
1978	Theodis Williams	NT	Jr.	3	---
	Kenny Hatfield	LCB	Jr.	3	---
1977	Four tied at	---	---	2	---
1976	David Hodge	WLB	Sr.	3	---
	Wilson Whitley	DT	Sr.	3	---
	Anthony Francis	RCB	Jr.	3	---
1975	Paul Humphreys	RLB	Jr.	4	---
1974	Larry Keller	DE	Sr.	4	---
1973	Not available	---	---	---	---
1972	Steve George	DT	Jr.	5	---

### FIELD GOALS

Year	Player	Cl.	FG	Att.	Pct.
2015	Ty Cummings	Jr.	8	8	100.0
2014	Kyle Bullard	Jr.	16	22	72.7
2013	Richie Leone	Sr.	11	17	64.7
2012	Matt Hogan	r-Sr.	20	25	80.0
2011	Matt Hogan	r-Jr.	13	17	76.5
2010	Matt Hogan	r-So.	14	17	82.4
2009	Matt Hogan	r-Fr.	12	12	100.0
2008	Ben Bell	r-Jr.	10	15	66.7
2007	T.J. Lawrence	Sr.	13	22	59.1
2006	Ben Bell	So.	14	18	77.8
2005	Ben Bell	Fr.	8	12	66.7
2004	Dustin Bell	r-Sr.	13	22	59.1
2003	Dustin Bell	r-Jr.	14	19	73.7
2002	Dustin Bell	r-So.	12	14	85.7
2001	Jeff Patterson	r-Sr.	2	4	50.0
2000	Mike Clark	Sr.	10	21	47.6
1999	Mike Clark	Jr.	14	21	66.7
1998	Mike Waddell	r-Sr.	12	19	63.2
1997	Sebastian Villarreal	r-Sr.	16	21	76.2
1996	Sebastian Villarreal	r-Jr.	11	15	73.3
1995	Sebastian Villarreal	r-So.	4	8	50.0
1994	Trace Craft	Sr.	6	10	60.0
1993	Trace Craft	Jr.	6	9	66.7
1992	Trace Craft	So.	9	17	52.9
1991	Roman Anderson	Sr.	10	15	66.7
1990	Roman Anderson	Jr.	19	25	76.0
1989	Roman Anderson	So.	22	36	61.1
1988	Roman Anderson	r-Fr.	19	25	76.0
1987	Chip Browndyke	Sr.	19	24	79.2
1986	Chip Browndyke	Jr.	9	16	56.3
1985	Chip Browndyke	So.	9	12	75.0
1984	Mike Clendenen	Sr.	18	22	81.8
1983	Mike Clendenen	Jr.	8	14	57.1
1982	Mike Clendenen	So.	7	11	63.6
1981	Mike Clendenen	Fr.	8	12	66.7
1980	David Humphreys	Jr.	9	12	75.0
1979	Kenny Hatfield	Sr.	11	16	68.8
1978	Kenny Hatfield	Jr.	2	4	50.0
1977	Kenny Hatfield	So.	6	13	46.2
1976	Lennard Coplin	Sr.	9	15	60.0
1975	Lennard Coplin	Jr.	13	19	68.4
1974	Lennard Coplin	So.	4	8	50.0
1973	Ricky Terrell	Sr.	4	8	50.0
1972	Ricky Terrell	So.	1	5	20.0
1971	Sandy McCrea	So.	1	7	14.3
1970	Carlos Lopez	Sr.	1	2	50.0
1969	Carlos Lopez	Jr.	4	7	57.1
1968	Terry Leiweke	So.	3	11	27.3
1967	Ken Hebert	Sr.	2	6	33.3
1966	Ken Hebert	Jr.	2	7	28.6
1965	Ken Hebert	So.	3	7	42.9
1964	Jim Dyar	So.	3	6	50.0
1963	Bill McMillan	Sr.	0	2	0.0
1962	Bill McMillan	Jr.	2	3	66.7
1961	Eddie Mitchamore	Sr.	0	3	0.0
1960	Eddie Mitchamore	Jr.	1	4	25.0
1959	Errol Linden	Jr.	0	1	0.0
1958	Not available	---	---	---	---
1957	None attempted	---	---	---	---
1956	Donnie Caraway	Sr.	0	1	0.0
1955	Donnie Caraway	Jr.	2	4	50.0
1954	Verle Cray	Sr.	1	2	50.0
1953	Verle Cray	Jr.	2	4	50.0

2016 SEASON

COACHING STAFF

THE COUGARS

SEASON REVIEW

HISTORY & RECORDS





## ANNUAL LEADERS

2016 SEASON

COACHING STAFF

THE COUGARS

SEASON REVIEW

HISTORY & RECORDS

### PUNTING

Year	Player	Cl.	Punts	Yards	Avg.
2015	Logan Piper	Sr.	64	2,584	40.4
2014	Logan Piper	Jr.	43	1,691	39.3
2013	Richie Leone	Sr.	73	3,153	43.2
2012	Richie Leone	Jr.	60	2,730	45.5
2011	Richie Leone	So.	51	2,097	41.1
2010	Richie Leone	Fr.	35	1,450	41.4
2009	Chase Turner	Sr.	43	1,832	42.6
2008	Chase Turner	Jr.	41	1,864	45.5
2007	Chase Turner	So.	45	1,921	42.7
2006	Justin Laird	r-Sr.	40	1,552	38.8
2005	Justin Laird	r-Jr.	47	1,858	39.5
2004	Justin Laird	r-So.	28	1,115	39.8
2003	Jimmy McClary	So.	61	2,560	42.0
2002	Jimmy McClary	Jr.	62	2,411	38.9
2001	Jimmy McClary	So.	63	2,403	38.1
2000	Mike Clark	Sr.	76	2,972	39.1
1999	Mike Clark	Jr.	32	1,373	42.9
1998	Joey Saavedra	r-Fr.	69	2,552	37.0
1997	Ignacio Saucedo	Jr.	68	2,794	41.1
1996	Ignacio Saucedo	So.	54	2,188	40.5
1995	Ignacio Saucedo	Fr.	72	2,803	38.9
1994	Jason Stoft	Jr.	70	2,754	39.3
1993	Thery George		69	2,651	38.4
1992	Cody Avants	Fr.	34	1,317	38.7
1991	Charles Langston	Sr.	52	2,246	43.2
1990	Charles Langston	Jr.	47	1,847	39.3
1989	Simon Rodriguez	Sr.	33	1,267	38.4
1988	Simon Rodriguez	Jr.	66	2,731	41.4
1987	Simon Rodriguez	So.	70	2,816	40.2
1986	Simon Rodriguez	Fr.	76	2,975	39.1
1985	Robert Myers	So.	63	2,740	43.5
1984	Lonnie Stokes	Sr.	66	2,530	38.3
1983	Robert Myers	Fr.	42	1,752	41.7
1982	Lonnie Stokes	So.	65	2,626	40.0
1981	Lonnie Stokes	Fr.	57	2,166	38.0
1980	Mark Ford	Jr.	59	2,151	36.5
1979	Mark Ford	So.	48	1,937	40.4
1978	Jay Wyatt	Sr.	54	2,104	39.0
1977	Jay Wyatt	Jr.	57	2,387	41.9
1976	Jay Wyatt	So.	58	2,259	39.0
1975	Jay Wyatt	Fr.	28	1,059	37.8
1974	Ken Pridgeon	So.	50	1,858	37.2
1973	Hal Roberts	Sr.	42	1,610	38.3
1972	Hal Roberts	Jr.	57	2,231	39.1
1971	Hal Roberts	So.	38	1,532	40.3
1970	Mike Parrott	Sr.	64	2,657	41.5
1969	Mike Parrott	Jr.	46	1,874	40.7
1968	Mike Parrott	So.	26	941	36.2
1967	Ken Hebert	Sr.	42	1,830	43.6
1966	Ken Hebert	Jr.	40	1,653	41.3
1965	Ken Hebert	So.	75	3,147	42.0
1964	Preasley Cooper	Jr.	44	1,666	37.9
1963	Morris Wilson	So.	42	1,437	34.2
1962	Bobby Brezina	Sr.	61	2,102	34.5
1961	Larry Lindsey	Sr.	61	2,392	39.2
1960	Larry Lindsey	Jr.	37	1,439	38.9
1959	Gerald Ripkowski	Jr.	28	1,059	37.8
1958	Pat Studstill	So.	28	931	33.3
1957	Mike Michon	Sr.	18	697	38.7
1956	Owen Mulholland	Jr.	16	646	40.4
1955	Donnie Carraway	Jr.	13	538	41.4
1954	Jack Patterson	Sr.	28	1,011	36.1
1953	Jack Patterson	Jr.	23	889	38.7
1952	Ken Pridgeon	Sr.	58	2,133	36.8
1951	Ken Pridgeon	Jr.	29	1,064	36.7
1950	Jolly Hartsell	Sr.	40	1,354	33.9
1949	Alan Neveux		61	2,372	38.9
1948	Alan Neveux		66	2,399	36.4
1947	Roy Wallace		78	2,638	33.8

### PUNT RETURNS

Year	Player	Pos.	Cl.	Returns	Yards	Avg.	TD
2015	Demarcus Ayers	WR	Jr.	28	290	10.4	1
2014	Greg Ward, Jr.	QB/WR	So.	9	63	7.0	0
2013	Damian Payne	WR	Jr.	15	64	4.3	0
2012	Dewayne Peace	WR	Jr.	11	48	4.4	0
2011	Patrick Edwards	WR	r-Sr.	15	210	14.0	1
2010	Patrick Edwards	WR	r-Jr.	15	231	15.4	1
2009	Tyron Carrier	WR	r-So.	7	73	10.4	0
2008	Tyron Carrier	WR	r-Fr.	8	77	9.6	0
2007	Perry McDaniel	WR	r-Sr.	9	89	9.9	0
2006	Vincent Marshall	WR	Sr.	20	148	7.4	0
2005	Vincent Marshall	WR	Jr.	12	175	14.6	1
2004	Mialon Collins	IB	r-Fr.	10	76	7.6	0
2003	Chad McCullar	WR	So.	28	281	10.1	0
2002	KeyKowa Bell	WR	r-Sr.	30	249	8.3	0
2001	Gerard Daniels	WR	r-Fr.	3	20	6.7	0
2000	Choni Francis	WR	Fr.	13	33	2.5	0
1999	Kenny Hill	CB	Sr.	29	277	9.6	0
1998	Jason deGroot	WR	r-Fr.	14	86	6.1	0
1997	Robbie Wheeler	WR	Jr.	13	76	5.8	0
1996	Charles West	WR	r-Sr.	18	236	13.1	1
1995	Charles West	WR	r-Jr.	13	98	7.5	0
1994	Lawrence McPherson	RB	Jr.	12	85	7.1	0
1993	Lawrence McPherson	RB	So.	7	37	5.3	0
1992	Jamie Mouton	CB	Sr.	18	278	15.4	1
1991	Jerry Parks	CB	Sr.	11	75	6.8	0
1990	Chuck Weatherspoon	SB	Sr.	12	196	16.3	0
1989	Chuck Weatherspoon	SB	Jr.	43	415	9.7	1
1988	Kimble Anders	SB	Jr.	17	205	12.1	0
1987	Jason Phillips	WR	Jr.	15	156	10.4	0
1986	Orsby Crenshaw	RCB	Jr.	16	91	5.7	0
1985	Dwayne LeBlanc	FL	So.	8	51	6.4	0
1984	Larry Shepherd	FL	Jr.	18	132	7.3	0
1983	Larry Shepherd	SE	Jr.	10	76	7.6	0
1982	Orsby Crenshaw	DB	Fr.	15	93	6.2	0
1981	Lonell Phea	SE	Sr.	21	227	10.8	0
1980	Lonell Phea	SE	Jr.	17	232	13.7	0
1979	Lonell Phea	FL	So.	12	83	6.9	0
1978	Eric Herring	SE	So.	8	120	15.0	1
1977	Rickey Maddox	FL	Sr.	29	178	6.1	0
1976	Elrick Brown	SE	So.	15	84	5.6	0
1975	Don Bass	TE	So.	4	32	8.0	0
1974	Robert Giblin	RCB	Sr.	7	113	16.1	0
1973	Joe Rust	DHB	So.	30	98	3.3	1
1972	Robert Ford	SE	Sr.	23	236	10.3	0
1971	Pat Orchin	SE	Sr.	26	189	7.3	1
1970	Robert Ford	FL	So.	27	214	7.9	0
1969	Calvin Achey	FL	Sr.	18	80	4.4	0
1968	Mike Simpson	DRH	Jr.	19	231	12.2	2
1967	Don Bean	FL	Sr.	45	522	11.6	2
1966	Don Bean	FL	Jr.	19	384	20.2	3
1965	Tom Paciorek	LB	So.	14	132	9.4	0
1964	Joe Lopasky	LH	Sr.	7	76	10.9	0
1963	Joe Lopasky	LH	Jr.	8	152	19.0	1
1962	Gene Ritch	LH	Sr.	10	62	6.2	0
1961	Bill McMillan	RH	Sr.	15	77	5.1	0
1960	Larry Lindsey	QB	Jr.	11	175	15.9	0
1959	Pat Studstill	LH	Jr.	6	42	7.0	0
1958	Harold Lewis	RHB	Sr.	7	114	16.3	1
1957	Harold Lewis	RHB	Jr.	9	89	9.9	0
1956	Harold Lewis	RHB	So.	7	122	17.4	1
1955	Ken Stegall	LHB	Sr.	7	172	24.6	1
1954	Jimmy Dickey	QB	Jr.	11	110	10.0	0
1953	Ken Stegall	B	So.	5	87	17.4	0
1952	Billy Polson	QB	So.	22	260	11.8	0
1951	Ken Pridgeon	B	Jr.	10	105	10.5	0
1950	Carl Mittag	HB	Jr.	12	143	11.9	0
1949	Jolly Hartsell			25	268	10.7	1
1948	Max Clark			18	266	14.8	1



## ANNUAL LEADERS

### KICKOFF RETURNS

Year	Player	Pos.	Cl.	Returns	Yards	Avg.	TD
2015	Brandon Wilson	DB/RB	Jr.	23	611	26.6	2
2014	Demarcus Ayers	WR	So.	34	592	17.4	0
2013	Demarcus Ayers	WR	Fr.	37	1,021	27.6	1
2012	Ryan Jackson	RB	Fr.	14	304	21.7	0
2011	Tyron Carrier	WR	r-Sr.	30	756	25.2	1
2010	Tyron Carrier	WR	r-Jr.	50	1174	23.5	1
2009	Tyron Carrier	WR	r-So.	34	986	29.0	4
2008	Tyron Carrier	WR	r-Fr.	27	601	22.3	1
2007	Donnie Avery	WR	r-Sr.	15	424	28.3	1
2006	Anthony Alridge	RB	r-Jr.	27	603	22.3	0
2005	Ricky Wilson	WR	r-So.	18	390	21.7	0
2004	Harold Taylor	RB	Fr.	14	316	22.6	0
2003	Ricky Wilson	DB	Fr.	23	600	26.1	1
2002	Roshawn Pope	WR	Fr.	24	501	20.9	0
2001	Brandon Middleton	WR	r-So.	25	482	19.3	0
2000	Leif Penn	RB	Jr.	26	513	19.7	0
1999	Ketric Sanford	RB	Sr.	9	277	30.8	0
1998	Mike Smith	DB	r-Sr.	12	349	29.1	1
1997	Ketric Sanford	RB	So.	19	530	27.9	0
1996	Ketric Sanford	RB	Fr.	25	593	23.7	0
1995	Robbie Wheeler	WR	Fr.	14	309	22.1	0
1994	Michael Smith	CB	Fr.	13	257	19.8	0
1993	Donald Moffett	WR	Sr.	36	814	22.6	0
1992	Donald Moffett	WR	Jr.	23	468	20.3	0
1991	Kenny Perry	FS	Sr.	12	278	23.2	0
1990	Tracy Good	IR	So.	22	435	19.8	0
1989	Paul Smith	WR	Sr.	12	269	22.4	0
1988	James Dixon	WR	Sr.	25	565	22.6	0
1987	James Dixon	WR	Jr.	33	903	27.4	1
1986	Vernell Ramsey	RB	So.	20	502	25.1	0
1985	Earl Allen	RCB	Sr.	15	349	23.3	0
1984	Anthony Ketchum	WR	Jr.	17	299	17.6	0
1983	Anthony Ketchum	WR	So.	16	296	18.5	0
1982	Orsby Crenshaw	DB	Fr.	10	175	17.5	0
1981	Donald Jordan	RB	So.	7	135	19.3	0
1980	Jimmie Wright	SE	Sr.	10	219	21.9	0
1979	Lonell Phea	FLK	So.	11	197	17.9	0
1978	Terry Elston	QB	So.	9	176	19.6	0
1977	Don Bass	SE	Sr.	8	124	15.5	0
1976	Emmett King	RB	So.	14	236	16.9	0
1975	Delrick Brown	QB	Fr.	13	256	19.7	0
1974	Eddie Foster	SE	So.	15	275	18.3	0
1973	Joe Rust	HB	So.	14	267	19.1	0
1972	Robert Ford	SE	Sr.	14	331	23.6	0
1971	Willie Roberts	SE	Sr.	25	579	23.2	0
1970	Willie Roberts	RB	Jr.	18	375	20.8	0
1969	Willie Roberts	RB	So.	20	502	25.1	0
1968	Jake Green	RB	So.	13	268	20.6	0
1967	Paul Gipson	RB	Jr.	8	137	17.1	0
1966	Don Bean	FL	Jr.	9	214	23.8	0
1965	Warren McVea	HB	So.	17	428	25.2	1
1964	Dick Post	HB	So.	9	168	18.7	0
1963	Joe Lopasky	HB	Jr.	16	430	26.9	0
1962	Boyd Timmons	HB	So.	6	168	28.0	0
1961	Ken Bolin	HB	Sr.	18	429	23.8	0
1960	Ken Bolin	HB	Jr.	9	251	27.9	0
1959	Jim Kuehne	HB	Jr.	8	183	22.9	0
1958	Claude King	RB	Jr.	10	291	29.1	1
1957	Harold Lewis	HB	Jr.	9	185	20.6	0
1956	Harold Lewis	HB	So.	4	105	26.3	0
1955	Donn Hargrove	HB	Sr.	4	124	31.0	0
1954	Ken Stegall	HB	Jr.	6	157	26.2	0
1953	Ken Stegall	HB	So.	15	270	18.0	0
1952	Billy Polson	QB	So.	9	178	19.8	0
1951	Gene Shannon	RB	Sr.	16	323	20.2	0
1950	Gene Shannon	RB	Jr.	12	221	18.4	0
1949	Max Clark	RB	Jr.	8	173	21.6	0
1948	Max Clark	RB	So.	8	220	27.5	0

### OPPONENTS' INDIVIDUAL RECORDS

<b>Rushing</b>	
<b>Most Attempts:</b>	41 Trevor Cobb, Rice (11/16/91)
<b>Most Yards:</b>	262 Donald Buckram, at UTEP (10/3/09) DeAngelo Williams, Memphis (10/2/04)
<b>Highest Average per Carry:</b>	16.6 (10-166) Fred Wendt, UTEP (9/25/48)
<b>Most Touchdowns:</b>	4 Most recently by Austin Davis, Southern Miss (11/20/10)
<b>Longest Rush:</b>	97 (TD) Tyler Smith, vs. Rice (10/27/11) Dorsey Gibson, Oklahoma State (10/17/53)
<b>Passing</b>	
<b>Most Attempts:</b>	79 Matt Vogler, TCU (11/3/90)
<b>Most Completions:</b>	44 Matt Vogler, TCU (11/3/90)
<b>Most Yards:</b>	690 Matt Vogler, TCU (11/3/90)
<b>Most Touchdowns:</b>	5 Chase Clement, Rice (11/29/08); Paul Smith, Tulsa (11/10/07); Timmy Chang, Hawai'i (12/25/03); Chris Redman, Louisville (10/23/99); Shaun King, Tulane (11/21/98); Matt Vogler, TCU (11/3/90); John Reaves, Florida (9/20/69);
<b>Most Had Intercepted:</b>	6 Jesse Kaye, Tampa (10/29/66)
<b>Longest Pass:</b>	95 (TD) Robert Hall to Rodney Blackshear, Texas Tech (11/30/91)
<b>Receiving</b>	
<b>Most Catches:</b>	15 Johnnie Morton, USC (9/4/93); Richard Woodley, TCU (11/3/90)
<b>Most Yards:</b>	264 Brock McCain, Tennessee Tech (9/5/15)
<b>Most Touchdowns:</b>	4 Lavell Boyd, Louisville (10/23/99)
<b>Total Offense</b>	
<b>Most Plays:</b>	94 Matt Vogler, TCU (11/3/90)
<b>Most Yards:</b>	696 Matt Vogler, TCU (11/3/90)
<b>Highest Average per Play:</b>	19.4 Cade McNown, UCLA (9/4/97)
<b>Most TDs Responsible For:</b>	6 Chase Clement, Rice (11/29/08); Paul Smith, Tulsa (11/10/07); Matt Vogler, TCU (11/3/90);
<b>All-Purpose Yardage</b>	
<b>Most Plays:</b>	41 Trevor Cobb, Rice (11/16/91) Darren Lewis, Texas A&M (10/8/88); Woody Green, Arizona State (9/16/72)
<b>Most Yards:</b>	324 Damaris Johnson, at Tulsa (11/7/09)
<b>Punt Returns</b>	
<b>Most Returns:</b>	8 Billy Mitchell, Texas A&M (10/8/94)
<b>Most Yards:</b>	132 Marcus Rhoden, Mississippi State (9/18/65)
<b>Kickoff Returns</b>	
<b>Most Returns:</b>	11 Ken Dotson, Idaho (11/18/67)
<b>Most Yards:</b>	260 Ken Dotson, Idaho (11/18/67)
<b>Longest Kickoff Return:</b>	99 (TD) Tyrone Wheatley, Michigan (9/26/92)
<b>Interceptions</b>	
<b>Most Interceptions:</b>	4 Wesley Hopkins, SMU (10/17/81)
<b>Most Yards:</b>	97 Chiffon Allen, Pittsburgh (9/13/97)
<b>Most Touchdowns:</b>	2 Wilbert Heineman, Trinity (10/25/47)
<b>Punting</b>	
<b>Most Punts:</b>	20 J.B. Patterson, Texas State (11/22/47)
<b>Most Yards:</b>	738 J.B. Patterson, Texas State (11/22/47)
<b>Kick Scoring</b>	
<b>Most Field Goals:</b>	5 Jake Elliott, Mephis (10/12/13) Reagan Schneider, UTEP (9/16/05); Paul Martinez, Oregon (9/1/05); Jeff Jaeger, Washington (9/21/85);
<b>Most PATs:</b>	9 Chase Hover, SMU (10/18/12); Art Carmody, Louisville (11/20/04)

2016 SEASON

COACHING STAFF

THE COUGARS

SEASON REVIEW

HISTORY & RECORDS



## HOUSTON YEAR-BY-YEAR

2016 SEASON

COACHING STAFF

THE COUGARS

SEASON REVIEW

HISTORY & RECORDS

Year	G	TOTAL OFFENSE				RUSHING					PASSING					SCORING					PUNTING										
		Plays	Yds.	Game	Yds./Play	Att.	Yds.	Game	Yds./Att.	TD	C	A	I	Pct.	Yds.	Gm	TD	1st Dns	Pts	Pts./GM	Pen	Pen Yds.	TO	FmbL- Lost	Punt Ret	Yds.	Kickoff Ret	Yds.	P	Yds.	Avg.
2015	14	1,101	6,778	484.1	6.2	669	3,301	235.8	4.9	46	285	432	7	65.9	3,477	248.4	22	332	566	40.4	85	783	14	19-7	29	302	33	777	64	2,584	40.4
2014	13	945	5,384	414.2	5.7	495	2,391	183.9	4.8	28	272	450	15	67.3	2,993	230.2	18	286	387	29.8	84	771	22	16-7	15	85	44	728	56	2,241	40.0
2013	13	953	5,454	419.5	5.7	435	2,195	139.0	4.2	19	299	518	10	57.7	3,647	280.5	30	282	431	33.2	98	881	54	17-8	20	73	47	1187	73	3,153	43.2
2012	12	984	5,750	328.0	5.8	393	1,814	151.2	4.6	18	337	591	20	57.0	3,936	328.0	27	292	389	32.4	74	648	35	19-15	24	93	41	801	61	2,769	45.4
2011	14	1,102	6,301	599.1	7.6	420	2,086	149.0	5.0	33	479	682	6	70.2	6,301	450.1	54	393	690	49.3	85	699	15	12-9	24	317	41	906	51	2,097	41.1
2010	12	894	5,766	480.5	6.4	410	1,839	153.2	4.5	20	298	484	20	61.5	3,927	327.2	34	307	452	37.7	61	491	27	14-7	16	228	60	1331	36	1,499	41.6
2009	14	1,150	7,887	563.4	6.9	232	2,047	129.6	4.5	23	525	747	15	70.3	6,072	433.7	47	424	591	42.2	63	571	26	17-11	16	141	67	1555	45	1,888	42.0
2008	13	1,016	7,316	562.8	7.2	406	2,095	161.2	5.2	23	411	610	11	67.4	5,221	401.6	45	355	528	40.6	82	757	28	32-17	21	163	61	1249	41	1,864	45.5
2007	13	1,036	6,525	501.9	6.3	599	2,911	223.9	4.9	32	291	437	15	66.6	3,614	278.0	24	333	449	34.5	101	880	30	33-15	28	246	57	1192	52	2,096	40.3
2006	14	935	6,245	446.1	6.7	490	2,356	168.3	4.8	29	300	445	5	67.4	3,889	277.8	30	311	462	33.0	95	813	16	21-11	21	160	50	1072	41	1,552	37.9
2005	12	899	5,265	438.8	5.9	477	1,997	166.4	4.2	23	255	422	15	60.4	3,268	272.3	19	265	337	28.1	93	380	28	23-13	26	299	40	762	55	2,073	37.9
2004	11	820	4,287	389.7	5.2	466	1,521	138.3	3.3	25	198	354	6	55.9	2,766	251.5	11	233	230	20.9	85	666	14	24-8	17	106	43	841	54	1,965	36.4
2003	13	1,018	5,958	458.3	5.9	651	2,802	215.5	4.3	31	223	367	7	60.8	3,156	242.8	26	309	448	34.5	111	942	26	40-19	28	282	58	1318	63	2,611	41.4
2002	12	881	4,713	392.8	5.3	524	2,043	170.2	3.9	22	184	357	22	51.5	2,670	222.5	19	232	320	26.7	77	675	39	34-17	31	251	54	1106	62	2,411	38.9
2001	11	782	3,768	342.5	4.8	328	1,027	93.4	3.1	11	251	454	14	55.3	2,741	249.2	15	207	190	17.3	92	745	26	20-12	9	35	56	966	63	2,403	38.1
2000	11	828	3,744	340.4	4.5	353	1,827	71.1	2.2	35	274	476	15	57.3	4,955	269.3	17	209	211	19.2	94	823	28	30-13	26	69	56	1135	78	2,973	38.1
1999	11	751	4,064	369.5	7.4	465	2,306	209.6	5.0	22	158	286	12	55.2	1,758	159.8	5	204	254	23.1	100	939	19	13-7	33	291	26	543	68	2,649	39.0
1998	11	808	4,041	367.4	5.0	412	1,572	142.9	3.8	9	220	396	14	55.6	2,469	224.5	19	221	254	23.1	112	1009	22	15-8	35	234	44	987	71	2,595	36.5
1997	11	799	3,644	331.3	4.6	404	1,343	122.1	3.3	13	202	395	15	51.1	2,301	209.2	10	197	216	19.6	84	739	27	16-12	25	132	45	982	68	2,794	41.1
1996	12	753	4,457	405.2	5.9	397	1,993	181.1	5.0	21	244	356	13	62.9	2,464	224.0	22	238	344	31.3	85	756	19	10-6	23	263	50	1094	54	2,188	40.5
1995	11	788	3,832	348.3	4.9	343	1,161	105.5	3.4	8	248	445	12	55.9	2,671	242.8	15	205	188	17.1	93	879	25	21-13	13	98	50	1008	73	2,803	38.4
1994	11	681	3,089	280.8	4.5	327	1,043	94.8	3.2	6	196	354	17	55.4	2,046	186.0	8	164	115	10.5	85	787	27	17-10	16	116	57	927	70	2,754	39.3
1993	11	796	3,555	323.2	4.5	322	1,045	95.0	3.2	10	242	473	19	51.2	2,510	228.2	11	204	171	15.5	64	502	36	32-17	26	91	51	980	69	2,651	38.4
1992	11	842	5,714	519.5	6.8	223	1,236	112.4	5.5	12	368	619	24	59.5	4,478	407.1	36	264	378	34.4	108	983	46	30-22	28	374	48	879	45	1,604	35.6
1991	11	878	4,909	446.3	5.6	286	808	73.5	2.8	11	368	619	24	55.8	4,101	372.8	33	263	353	32.1	112	1154	42	28-18	33	219	47	887	53	2,256	42.6
1990	11	905	6,455	586.8	7.1	246	1,242	112.9	5.0	9	386	659	20	58.6	5,213	473.9	54	311	511	46.5	107	1002	26	16-6	28	358	45	771	48	1,847	39.3
1989	11	904	6,873	624.9	7.6	210	1,250	113.6	6.0	15	434	694	16	62.5	5,624	511.3	55	298	589	53.5	129	1227	22	25-6	47	436	30	770	37	1,368	37.0
1988	12	832	5,331	444.3	6.4	252	1,178	98.2	4.6	6	344	580	15	59.3	4,153	346.1	38	236	452	41.1	113	973	35	28-20	45	441	37	755	68	2,796	41.1
1987	11	765	4,041	367.4	5.3	266	776	70.5	2.9	9	283	499	18	56.7	3,265	329.5	15	192	284	25.8	86	840	34	31-16	25	183	51	1183	71	2,716	39.7
1986	11	703	2,801	254.6	4.0	498	1,738	158.0	3.5	6	86	205	15	42.0	1,063	96.6	8	149	125	11.4	4		36	38-21	19	104	40	820	78	2,975	38.1
1985	11	807	4,142	376.6	5.1	549	2,469	224.5	4.5	21	121	258	9	46.9	1,673	152.1	10	236	253	23.0	75	592	26	30-17	28	180	33	610	63	2,740	43.3
1984	11	829	3,657	332.5	4.4	591	2,144	194.9	3.6	14	115	238	18	48.3	1,513	137.5	12	204	238	21.6	58	455	37	39-19	25	175	31	504	66	2,530	38.5
1983	11	887	4,288	389.8	4.8	642	2,646	240.6	4.1	20	113	245	13	46.1	642	149.3	7	226	225	20.5	89	836	45	54-32	27	165	39	619	54	2,200	40.7
1982	11	841	4,130	375.5	4.9	621	2,510	228.2	4.0	22	107	220	17	48.6	1,620	147.3	5	233	215	19.6	64	562	34	37-17	18	102	32	548	67	2,626	39.2
1981	11	873	3,853	350.3	4.4	673	2,458	223.5	3.7	18	101	200	13	50.5	1,395	126.8	9	225	224	19.8	73	650	33	39-20	28	283	20	355	57	2,166	38.0
1980	11	836	3,784	344.0	4.5	624	2,426	220.6	3.9	19	91	212	17	42.9	1,258	123.5	6	214	201	19.7	61	601	49	47-32	31	332	22	366	61	2,167	35.5
1979	11	808	4,285	389.5	5.3	653	3,257	296.1	5.0	29	77	155	8	49.7	1,028	93.5	6	236	278	25.3	50	401	25	39-17	12	83	22	380	50	1,937	38.7
1978	11	845	4,619	419.9	5.5	656	3,306	300.5	5.0	30	93	189	7	49.2	1,313	119.4	13	244	330	27.5	87	737	34	44-27	19	163	29	455	54	2,104	39.0
1977	11	823	4,179	379.9	5.1	628	2,801	254.6	4.5	22	96	195	5	50.0	1,378	125.3	14	223	282	28.2	80	835	34	45-29	30	177	27	353	57	2,387	41.9
1976	11	853	4,555	414.1	5.3	669	2,968	269.8	4.4	28	90	184	19	48.9	1,587	144.3	13	230	313	28.5	75	716	29	43-19	25	127	25	338	58	2,259	39.0
1975	10	708	3,473	347.3	4.9	528	2,084	208.4	3.9	17	90	180	17	50.0	1,389	138.9	8	192	185	18.5	69	660	46	47-29	23	656	38	727	49	1,872	38.2
1974	11	868	4,458	405.3	5.1	720	3,448	313.5	4.8	27	60	48	9	40.6	1,010	91.8	6	230	280	22.6	68	610	41	61-32	31	215	28	494	50	1,858	37.2
1973	11	896	5,093	463.0	5.7	712	3,798	345.3	5.3	32	77	181	10	42.5	1,295	117.7	9	247	363	28.7	64	550	36	44-26	40	159	33	661	42	1,610	38.3
1972	11	826	4,418	401.6	5.3	573																									





## OPPONENT YEAR-BY-YEAR

Year	G	TOTAL OFFENSE				RUSHING					PASSING					SCORING				PUNTING											
		Plays	Yds.	Game	Yds./Play	Att.	Yds.	Game	Yds./Att.	TD	C	A	I	Pct.	Yds.	Gm	TD	1st Dns	Pts.	Pts./GM	Pen	Yds.	TO	FmbL	Punt	Kickoff	P	Yds.	Avg.		
2015	14	980	5,370	383.6	5.5	414	1,524	108.9	3.2	16	278	500	21	55.6	3,846	274.7	20	253	290	20.7	96	768	35	21-14	16	35	68	1,389	86	3,603	41.9
2014	13	915	4,464	343.4	4.9	503	2,130	143.3	3.7	18	230	412	19	55.8	2,601	200.1	15	268	268	20.6	104	981	30	25-11	22	99	52	1,117	69	2,805	40.7
2013	13	1,034	5,405	415.8	5.2	541	1,937	149.0	3.6	18	298	493	25	60.4	3,468	266.8	15	290	283	21.8	103	884	43	26-18	18	73	42	903	71	2,837	40.0
2012	12	1,031	5,786	482.2	5.6	521	2,308	192.3	4.4	23	302	510	19	59.2	3,478	289.8	25	316	432	36.0	80	726	31	21-12	21	205	46	984	66	2,784	42.2
2011	14	1,045	5,324	208.7	6.2	576	2,402	171.6	4.2	18	258	469	21	55.0	2,922	208.7	19	279	314	22.4	88	729	31	24-10	11	110	88	1,878	90	3,818	42.4
2010	12	896	5,194	432.8	5.8	526	2,505	208.8	4.8	28	219	370	13	59.2	2,689	224.1	21	275	386	32.2	64	557	21	18-8	13	160	63	1,403	50	2,146	42.9
2009	14	1,049	6,318	451.3	6.0	621	3,172	226.6	5.1	37	268	428	11	62.6	3,146	224.7	15	340	421	30.1	81	675	30	28-19	13	158	95	1,986	62	2,598	41.9
2008	13	966	5,375	413.5	5.6	547	2,277	175.2	4.2	23	252	419	13	60.1	3,098	238.3	27	285	402	30.9	91	762	22	23-9	16	209	79	1,498	61	2,650	43.4
2007	13	864	4,753	365.6	5.5	474	1,818	139.8	3.8	21	203	390	14	52.1	2,935	225.8	28	232	379	29.2	76	674	23	16-9	27	394	15	104	78	3,264	41.8
2006	14	883	4,920	351.4	5.6	479	2,008	143.4	4.2	18	232	404	12	57.4	2,912	208.0	21	253	329	23.5	77	617	25	22-13	25	281	60	1,025	47	1,947	41.4
2005	12	875	4,769	397.4	5.6	460	2,127	177.2	4.6	12	219	415	12	52.8	2,642	220.2	21	253	324	27.0	85	743	24	15-12	35	456	45	921	56	2,338	41.8
2004	11	736	4,392	399.3	6.0	448	2,116	192.4	4.7	25	174	288	14	60.4	2,276	206.9	18	221	354	32.2	74	682	20	12-6	26	252	31	748	46	1,879	40.8
2003	13	909	5,725	440.4	6.3	534	2,713	208.7	5.1	33	205	375	14	54.7	3,012	231.7	27	290	468	36.0	73	635	20	20-6	44	489	39	766	66	2,629	39.8
2002	12	831	4,841	403.4	5.8	437	1,609	134.1	3.7	20	220	394	10	55.8	3,232	269.3	24	232	393	32.8	78	715	23	26-13	30	186	32	680	61	2,390	39.2
2001	11	785	4,792	435.6	6.1	488	2,326	211.5	4.8	31	178	297	7	59.9	2,466	224.2	22	244	432	39.3	78	658	15	20-8	28	407	23	499	32	1,230	38.4
2000	11	806	3,977	361.5	4.9	450	1,511	137.4	3.4	18	177	356	13	49.7	2,466	224.2	18	221	370	33.6	66	574	23	18-10	40	522	26	529	67	2,545	38.0
1999	11	747	3,510	319.1	4.7	418	1,200	109.1	2.9	8	154	329	16	46.8	2,310	210.0	18	196	211	19.0	87	789	28	20-12	23	261	35	761	63	2,541	40.3
1998	11	738	4,050	368.2	5.5	436	1,564	142.2	3.6	19	171	302	8	56.6	2,486	226.0	22	223	317	28.8	87	738	15	20-7	33	286	35	663	71	2,612	36.8
1997	11	762	4,544	413.1	6.0	432	1,686	153.3	3.9	23	206	330	7	62.4	2,858	259.8	26	225	410	37.3	89	711	24	24-17	43	375	35	742	56	2,202	37.3
1996	12	779	4,340	394.5	5.6	450	1,860	169.1	4.1	19	176	329	11	53.5	2,480	225.5	21	223	311	28.7	86	681	17	17-6	27	372	51	970	63	2,629	41.7
1995	11	810	5,006	455.1	6.2	480	2,488	226.2	5.2	23	183	330	8	55.4	2,518	228.9	21	258	360	32.7	94	719	20	20-12	28	512	29	595	47	1,895	40.3
1994	11	864	4,959	450.4	5.7	573	2,799	254.0	4.9	32	181	291	3	62.2	2,160	196.4	19	288	402	36.5	82	690	11	19-8	30	344	23	521	49	1,740	35.5
1993	11	871	4,921	447.4	5.6	540	2,403	218.5	4.5	29	203	332	5	61.1	2,518	228.9	20	258	392	35.6	93	732	15	28-10	30	169	30	631	60	2,236	37.3
1992	11	860	4,529	411.7	5.3	537	2,127	193.4	4.0	26	171	323	12	52.9	2,402	218.4	19	249	386	35.1	98	774	25	26-13	18	222	58	1,105	65	2,478	38.1
1991	11	875	4,503	409.4	5.1	523	1,806	164.2	3.5	24	172	352	15	48.9	2,697	245.2	21	230	344	31.3	101	797	23	19-8	28	200	43	797	70	2,642	37.7
1990	11	966	5,285	480.5	5.5	504	1,901	172.8	3.8	20	245	462	21	53.0	3,384	307.6	18	277	303	27.5	81	660	38	31-17	20	160	68	1,211	65	2,362	36.3
1989	11	871	3,481	316.5	4.0	503	1,651	150.1	3.3	11	158	368	32	42.9	1,830	166.4	7	199	150	13.6	87	751	52	36-20	17	172	92	1,590	90	3,544	39.4
1988	12	938	3,456			545	1,500	136.4	2.8	16	161	393	17	41.0	1,956	189.9	8	211	195	17.7	83	700	45	41-28	34	195	79	1,299	98	4,028	41.1
1987	11	891	4,634	421.5	5.2	487	1,696	154.2	3.5	13	217	404	22	53.7	2,938	267.1	16	248	292	26.5	92	791	33	23-11	39	285	59	954	63	2,563	42.0
1986	11	846	3,984	362.2	4.7		2,268			18	131	273	8	48.0	1,716	156.0	7	215	267	25.3			26	33-18	34	267	29	566	60	2,397	40.0
1985	11	851	4,487	407.9	5.3	570	2,585	159.9	4.5	28	139	281	5	49.5	1,902	172.9	13	244	339	30.8	71	563	17	25-12	32	349	42	843	52	2,090	40.2
1984	11	774	3,433	312.1	4.4	509	1,749	159.9	3.4	17	120	265	20	45.3	1,684	153.1	8	172	222	20.2	76	665	37	30-17	31	204	45	945	65	2,736	42.1
1983	11	745	3,812	346.6	5.1	453	1,628	148.0	3.6	16	145	291	16	49.8	2,184	198.5	19	185	294	26.7	85	697	27	29-11	23	173	39	672	71	3,135	44.2
1982	11	774	3,586	326.0	4.6	518	1,903	173.0	3.7	19	126	256	12	49.2	1,683	153.0	12	183	262	23.8	68	566	25	22-13	27	163	40	813	72	3,056	42.4
1981	11	703	2,592	235.6	3.7	516	1,115	101.4	2.7	5	124	287	25	43.2	1,477	134.3	6	151	134	14.5	84	769	36	19-11	21	81	34	621	74	2,976	40.5
1980	11	769	3,254	296.2	4.2	488	1,533	139.4	3.1	10	131	281	17	46.6	1,719	156.3	10	168	190	15.8	84	742	31	25-14	22	62	34	687	72	2,996	41.6
1979	11	689	2,786	253.2	4.0	509	1,697	154.3	3.3	9	84	180	3	46.7	1,089	99.0	19	147	121	11.0	57	490	33	27-14	23	85	52	900	70	2,698	38.5
1978	11	725	3,740	340.0	4.9	471	1,531	139.2	3.3	9	146	286	17	51.0	2,209	200.8	12	185	178	16.2	78	783	34	26-17	24	130	40	608	66	2,669	40.4
1977	11	807	3,596	326.96	4.5	513	1,697	154.3	3.3	22	146	294	10	49.7	1,899	172.6	10	202	259	25.6	76	697	27	34-17	36	306	28	546	63	2,608	41.6
1976	11	725	3,666	333.3	5.1	452	1,752	160.2	3.9	12	130	273	29	47.6	1,904	173.1	9	171	217	13.4	61	608	42	29-13	21	136	38	543	66	2,635	39.9
1975	10	686	3,206	320.6	4.7	4.7	2,131	213.1	5.33	17	72	153	7	47.1	1,075	107.5	8	74	244	24.4	55	648	33	41-26	25	117	37	903	51	2,010	39.4
1974	11	714	2,779	252.6	3.9	486	1,456	132.4	3.0	12	99	238	18	41.2	1,323	120.3	5	146	185	14.0	9	104	35	29-17	22	83	44	883	79	3,056	38.7
1973	11	714	2,690	244.5	3.8	431	1,090	99.1	2.5	10	117	283	25	41.3	1,600	145.5	5	143	142	12.3	56	483	39	33-14	17	169	57	1,350	71	2,719	38.3
1972	11	808	3,545	322.3	4.4	520	1,964	143.7	3.0	15	120	288	15	52.1	1,581	178.5	10	187	202	18.4	44	433	42	38-17	27	174	57	1,164	68		



## NCAA RECORDS

2016 SEASON

COACHING STAFF

THE COUGARS

SEASON REVIEW

HISTORY & RECORDS

### NCAA INDIVIDUAL CHAMPIONS

#### Total Offense

2011	404.7	Case Keenum
2009	416.4	Case Keenum
2008	403.2	Case Keenum
1992	342.6	Jimmy Klingler
1990	474.6	David Klingler
1989	423.7	André Ware

#### Yards per Rush

2006	10.1	Anthony Alridge
1989	9.6	Chuck Weatherspoon

#### Receptions

1988	108	Jason Phillips
1987	99	Jason Phillips

#### Receptions per Game

1992	9.4	Sherman Smith
1991	9.6	Freddie Gilbert
1989	12.9	Manny Hazard

#### Tackles for Loss

2011	2.14	Sammy Brown
------	------	-------------

#### Passes Defended per Game

2015	2.2	William Jackson, III
------	-----	----------------------

#### Interceptions

1976	10	Anthony Francis
1962	10	Byron Beaver

#### Interceptions per Game

1990	0.73	Jerry Parks
1989	1.1	Cornelius Price

#### Scoring

1966	113	Ken Hebert
------	-----	------------

#### Field Goals per Game

1989	2.0	Roman Anderson
------	-----	----------------

### NCAA TEAM CHAMPIONS

Total Offense		Scoring	
2011	599.1	2011	49.3
2009	563.4	2009	42.2
1992	519.5	1990	46.5
1990	586.8	1989	53.6
1989	624.9	1968	42.5
1968	562.0		
1967	427.9		
1966	437.2		
Passing Offense		Punting	
2011	450.1	1967	44.4
2009	433.7		
1992	407.1		
1991	372.8		
1990	473.9		
1989	511.3		
Turnover Margin		Turnovers Gained	
1989	2.6	2013	43
2013	1.9		
Rushing Offense		Fumbles Lost	
1968	361.7	1954	32
1967	270.9		

### NCAA INDIVIDUAL RECORDS

#### Team with 300-Yard Receiver & 200-Yard Rusher

**Game:** Donnie Avery (346 rec.), Anthony Alridge (205 rush), vs. Rice (10/13/07)

#### Team with 5,000-Yard Passer, & 1,000-Yard Rusher & 1,000-Yard Receiver

**Season:** Case Keenum (5,020 pass), Bryce Beall (1,247 rush), Tyron Carrier (1,029 rec.), 2008

### TOTAL OFFENSE

#### Most Plays Per Game

**Season:** 64.0, David Klingler (1990)

#### Most Yards

**Half:** 510 (1st), André Ware, vs. SMU (10/21/89)

**By Two Opposing Players:** 1,321, David Klingler (625) and Matt Vogler (696), vs. TCU (11/3/90)

**Consecutive Games:** 1,310, David Klingler (578, vs. Eastern Washington, 11/17/90; 732 vs. Arizona State, 12/2/90)

**Season per Game:** 474.6 (5,221 in 11), David Klingler (1990)

**Career:** 20,114 (897 rush, 19,217 pass), Case Keenum (2007-11)

#### Most Seasons with 4,000+ Yards

**Career:** 3, Case Keenum (2008-11)  
Tied with seven others

#### Most Games with 300+ Yards

**Career:** 40, Case Keenum (2007-11)

#### Most Games with 400+ Yards

**Career:** 21, Case Keenum (2007-11)  
Tied with Graham Harrell, Texas Tech (2006-08)

#### Most Yards Gained against One Opponent

**Career:** 1,985, Case Keenum, vs. UTEP (2007-11)

#### Most Yards Gained against One Opponent

**Career per Game (min. 4 games):** 397.0, Case Keenum, vs. UTEP (2007-11)

#### Most Points Responsible For

**Game:** 66, David Klingler, vs. Eastern Washington (11/17/90)

**Season per Game:** 30.4 (334 in 11), David Klingler (1990)

**Career:** 1,078, Case Keenum (2007-11)  
23 rush TDs, 155 pass TDs, 5 2-pt PATs

#### Most Touchdowns Responsible For

**Game:** 11, David Klingler, vs. Eastern Washington (11/17/90)

**Season per Game:** 5.00 (55 in 11) (1990)

**Career:** 178, Case Keenum (2007-11)

#### Gaining 400 Yards Passing and 100 Yards Rushing

**Game:** Kevin Kolb (434-144), vs. TCU (10/25/03)  
Tied with seven others

### RUSHING

#### Highest Average Gain per Rush (101-213 rushes)

**Season:** 9.6 (119-1,146), Chuck Weatherspoon (1989)

### PASSING

#### Most Yards

**Half:** 517 (1st), André Ware, vs. SMU (10/21/89)

#### By Two Players, Same Team, 250 Yards Each:

781, André Ware (517), David Klingler (254), vs. SMU (10/21/89)

**Consecutive Games:** 1,288, David Klingler (572, vs. Eastern Washington, 11/17/90; 716 vs. Arizona State, 12/2/90)

**Three Consecutive Games:** 1,798, David Klingler, (572 vs. Eastern Washington, 11/17/90; 716 vs. Arizona State, 12/2/90; 510 vs. Louisiana Tech, 8/31/91)

**Season (11 games):** 5,140, David Klingler (1990)

**Career:** 19,217 Case Keenum (2007-11)

#### Most Yards per Game

**Season:** 467.3 (5,140-in 11), David Klingler (1990)

#### Most Yards Gained against One Opponent

**Career:** 1,882, Case Keenum, vs. UTEP (2007-11)

#### Most Yards Gained against One Opponent

**Career per Game (min. 4 games):** 376.4, Case Keenum, vs. UTEP (2007-11)

#### Most Completions

**Season:** 1,546, Case Keenum (2007-11)

#### Most Seasons with 5,000+ Yards

**Career:** 3, Case Keenum (2007-11)

#### Most 300-Yard Games

**Season:** 14, Case Keenum (2011);

Tied with Paul Smith, Tulsa (2007)

**Career:** 39, Case Keenum (2007-11)

#### Most Consecutive Games with 300+ Yards

**Season:** 14, Case Keenum (2011, 2009)  
Tied with Paul Smith, Tulsa (2007)

#### Most Pass Attempts per Game

**Season:** 58.5, David Klingler (1990)

#### Most Pass Attempts Without An Interception

**Game:** 77, David Piland vs. Louisiana Tech (9/8/12)

#### Most Touchdown Passes

**Quarter:** 6 (2nd), David Klingler, vs. Louisiana Tech (8/31/91)

**Game:** 11, David Klingler, vs. Eastern Washington (11/17/90)

**Season per Game:** 4.9 (54 in 11) David Klingler (1990)

**Career:** 155, Case Keenum (2007-11)

#### Longest Pass Play

**Game:** 99 yards (TD), Bo Burris to Warren McVea, vs. Washington State (9/23/66);

99 yards, Terry Peel to Robert Ford, vs. Syracuse (9/19/70);

99 yards, Terry Peel to Robert Ford, vs. San Diego State (10/14/72)



## NCAA RECORDS

### RECEIVING

#### Most Passes Caught per Game

**Career:** 10.5 (220-21), Manny Hazard (1989-90)

#### Most Consecutive Games with 2+ Receptions

**Career:** 53, Tyron Carrier (2008-11)

#### Three Players Gaining 1,000 Yards

**Season:** James Cleveland (1,214), Tyron Carrier (1,209), Patrick Edwards (1,021) (2009); tied with four others

#### Two Players Ranked Nos. 1-2 in Final Rankings

**Season:** Jason Phillips (9.8 rpg), James Dison (9.3 rpg), (1988)

#### Most 50-Plus Yard TD Catches

**Season:** 8 (87, 50, 75, 80, 79, 67, 61, 60), Elmo Wright (1968)  
Tied with Henry Ellard, Fresno State (1982)

### KICKING

#### Most Points Scored per Game Kicking

**Career:** 9.6 (423 in 44), Roman Anderson (1988-91)

#### Most PATs Attempted

**Game:** 14, Terry Leiweke, vs. Tulsa (11/23/68)

#### Most PATs Made

**Game:** 13, Terry Leiweke, vs. Tulsa (11/23/68)  
Tied with Derek Mahoney, Fresno State (1991)

### FIELD GOALS

#### Most Field Goals Made by a Freshman

**Career:** 6, Matt Hogan, vs. UAB (10/13/12);  
Tied with two others

### KICK RETURNS

#### Most Kickoff Return Touchdowns

**Career:** 7, Tyron Carrier (2008-11);  
Tied with C.J. Spiller (Clemson) (2006-09)

### TACKLES FOR LOSS

#### Most Tackles for Loss

**Career per Game:** 1.92 (50.0 in 26), Sammy Brown (2010-11)

### INTERCEPTIONS

#### Most Passes Intercepted

**Game:** 5, Byron Beaver, vs. Baylor (9/22/62)  
Tied with three others

#### Most Touchdowns on Interception Returns

**Game:** 3, Johnny Jackson, vs. Texas (11/07/87)

#### Longest Interception Return

**Game:** 100 yards (TD), Frank Ditta, vs. San Jose State (10/02/71)

### NCAA TEAM RECORDS

#### SINGLE GAME

##### Total Offense

**Most Plays:** 115, vs. Louisiana Tech (9/8/12);  
tied with two teams

**Most Plays (Both Teams):** 209, Houston, 115 vs. Louisiana Tech, 94 (9/8/12)

**Most First Downs (Both Teams):** 78, Houston, 40 vs. Louisiana Tech, 38 (9/8/12)

**Most Yards:** 1,021, vs. SMU (10/21/89)

**Highest Average Gain per Play (min. 75):** 11.9, vs. SMU (10/21/89)

#### PASSING

**Most Passes Attempted (Both Teams):** 135, Houston (56) vs. TCU (79) (11/03/90)

**Most Passes Attempted without an Interception:** 77, vs. Louisiana Tech (9/8/12)

**Most Passes Attempted without an Interception (Both Teams):** 129, Houston (77) vs. Louisiana Tech (52) (9/8/12)

**Most Passes Completed (Both Teams):** 87, Houston (53) vs. Louisiana Tech (34) (9/8/12)

**Most Yards Passing:** 771, vs. SMU (10/21/89)

**Most Touchdown Passes:** 11, vs. Eastern Washington (11/17/90)

**Most Touchdown Passes vs. Major College Opponent:** 10, vs. SMU (10/21/89); tied with San Diego State (1969)

#### SCORING

**Most Points in a Quarter:** 49 (4th), vs. Tulsa (11/23/68);  
Tied with two teams

**Most Points in a Half:** 76 (2nd), vs. Tulsa (11/23/68)

**Most Points vs. Major College Opponent:** 100, vs. Tulsa (11/23/68)

**Most Extra Points Made:** 13, vs. Tulsa (11/23/68)

**Most Defensive Touchdowns:** 4, vs. Texas (11/7/87);  
tied with three teams

#### RUSHING

**Fewest Rushes:** 5, vs. Texas Tech (11/25/89)

#### DEFENSE

**Fewest Completions:** 0, vs. Air Force (9/13/08);  
tied with many teams

**Most Touchdowns on Interception Returns:** 4, vs. Texas, (11/7/87)

#### INTERCEPTIONS

**Most Touchdowns on Interception Returns:** 4, vs. Texas (11/7/87)

### SINGLE SEASON

#### TOTAL OFFENSE

**Yards per Game:** 624.9, (6,874-11) (1989)

**Yards Gained:** 8,387 (2011)

**Averaging 300 Yards Rushing & 200 Yards Passing per Game:** 361.7 (rush), 200.3 (pass) (1968);  
tied with Arizona State (1973)

#### PASSING

**Most Yards Passing:** 6,301 (2011)

**Most Yards per Game:** 511.3 (5,624 yds.-11 gms.) (1989)

**Highest Avg. Gain per Comp. (100-174 comp.):** 19.1 (105 comp.-2,003 yds) (1968)

**Most Touchdown Passes per Game:** 5.0 (55 tds-11 gms.) (1989)

#### SCORING

**Points Scored (11-game Season):** 589 (1989)

**Most Points in Consecutive Games:** 177  
(77 vs. Idaho, 11/16/68; 100 vs. Tulsa, 11/23/68)

2016 SEASON

COACHING STAFF

THE COUGARS

SEASON REVIEW

HISTORY & RECORDS





## MISCELLANEOUS RECORDS

2016 SEASON

COACHING STAFF

THE COUGARS

SEASON REVIEW

HISTORY & RECORDS

### HOME COMING GAMES 34-31-5

11/16/46	North Texas	L	3-7
11/22/47	Texas State	L	0-2
11/6/48	Stephen F. Austin	L	13-21
10/22/49	Hardin-Simmons	T	27-27
11/18/50	William & Mary	W	36-18
9/22/51	Baylor	L	0-19
10/11/52	Tulsa	W	33-7
12/5/53	Tennessee	W	33-19
11/27/54	Arkansas	L	0-19
11/19/55	Villanova	W	26-14
10/13/56	Texas A&M	T	14-14
10/26/57	Auburn	L	7-48
11/1/58	Tulsa	L	20-25
10/24/59	North Texas	L	6-7
11/5/60	Cincinnati	W	14-0
10/28/61	Alabama	L	0-14
11/10/62	Tulsa	W	35-31
10/5/63	Mississippi	L	6-20
11/7/64	Florida State	T	13-13
11/6/65	Mississippi	W	17-3
11/5/66	Tulsa	W	73-14
11/4/67	Georgia	W	15-14
11/23/68	Tulsa	W	100-6
10/25/69	Mississippi	W	25-11
10/24/70	Alabama	L	21-30
10/30/71	Florida State	W	14-7
11/11/72	Colorado State	W	48-13
11/3/73	Florida State	W	34-7
11/16/74	Memphis	W	13-10
9/27/75	SMU	L	16-26
10/30/76	TCU	W	49-21
10/15/77	SMU	L	23-37
10/28/78	Arkansas	W	20-9
10/20/79	SMU	W	37-10
10/25/80	Arkansas	W	24-17
10/17/81	SMU	L	22-38
10/23/82	Arkansas	L	3-38
11/5/83	Texas	L	3-9
10/27/84	Arkansas	L	3-17
10/19/85	SMU	L	13-37
10/25/86	Arkansas	L	13-30
11/21/87	Texas Tech	T	10-10
10/29/88	TCU	W	40-12
10/21/89	SMU	W	95-21
11/3/90	TCU	W	56-35
10/19/91	SMU	W	49-20
10/31/92	TCU	W	49-46
10/16/93	SMU	T	28-28
10/8/94	Texas A&M	L	7-38
11/11/95	Texas	L	20-52
11/9/96	Southern Miss	W (OT)	56-49
11/8/97	East Carolina	L	27-28
11/7/98	Southern Miss	L	15-21
11/9/99	Cincinnati	W	23-20
10/28/00	Southern Miss	L	3-6
10/20/01	Cincinnati	L	29-28
11/9/02	East Carolina	L (3OT)	48-54
11/8/03	Southern Miss	L	10-31
11/6/04	East Carolina	W	34-24
11/13/05	Southern Miss	W	27-24
11/4/06	Tulsa	W	27-10
11/17/07	Marshall	W	35-28
11/8/08	Tulane	W	42-14
10/24/09	SMU	W	38-15
11/13/10	Tulsa	L	25-28
10/22/11	Marshall	W	63-28
11/10/12	Tulsa	L	7-41
10/19/13	BYU	L	46-47
11/8/14	Tulane	L	24-31
11/7/15	Cincinnati	W	33-30

### SEASON OPENERS 36-32-2

H: 28-16 • A: 8-16-2 • N: 0-0

9/21/46	Louisiana-Lafayette	L	7-13
9/20/47	Centenary	W	19-7
9/18/48	Texas A&I	W	14-0
9/17/49	William & Mary	L	13-14
9/23/50	St. Bonaventure	L	14-29
9/22/51	Baylor	L	0-19
9/20/52	Texas A&M	L	13-21
9/26/53	at Texas A&M	T	14-14
9/18/54	at Baylor	L	13-53
9/17/55	Montana	W	54-12
9/29/56	Mississippi State	W	18-7
9/21/57	Miami (Fla.)	W	7-0
9/27/58	Texas A&M	W	39-14
9/19/59	Mississippi	L	0-16
9/17/60	Mississippi	L	0-42
9/23/61	at Texas A&M	T	7-7
9/22/62	Baylor	W	19-0
9/21/63	Auburn	L	14-21
9/12/64	Trinity	W	34-7
9/11/65	Tulsa	L	0-14
9/17/66	at Florida State	W	21-13
9/15/67	Florida State	W	33-13
9/14/68	Tulane	W	54-7
9/20/69	at Florida	L	34-59
9/19/70	Syracuse	W	42-15
9/11/71	at Rice	W	23-21
9/9/72	at Rice	L	13-14
9/15/73	Rice	W	24-6
9/7/74	at Arizona State	L	9-30
9/6/75	Lamar	W	20-3
9/11/76	* at Baylor	W	23-5
9/12/77	UCLA	W	17-13
9/16/78	at Memphis	L	3-17
9/8/79	at UCLA	W	24-16
9/13/80	at Arizona State	L	13-29
9/5/81	New Mexico	W	21-10
9/11/82	at Miami (Fla.)	L	31-12
9/1/83	at Rice	W	45-14
9/15/84	Miami (Ohio)	W	30-17
9/7/85	at Tulsa	L	24-31
9/6/86	at Arizona	L	3-37
9/12/87	Oklahoma State	L	0-35
9/10/88	at Louisiana Tech	W	60-0
9/2/89	at UNLV	W	69-0
9/8/90	UNLV	W	37-9
8/31/91	Louisiana Tech	W	73-3
9/5/92	at Tulsa	L	25-28
9/4/93	USC	L	7-49
9/1/94	Kansas	L	13-35
9/2/95	at Florida	L	21-45
8/31/96	Sam Houston State	W	43-25
8/30/97	at Alabama	L	17-42
9/5/98	at California	L	10-14
9/4/99	Rice	W	28-3
9/2/00	at Rice	L (OT)	27-30
9/1/01	Rice	L	21-14
8/31/02	at Rice	W	24-10
8/30/03	Rice	W	48-14
9/5/04	vs. Rice (Reliant)	L	7-10
9/1/05	Oregon (Reliant)	L	24-38
9/2/06	at Rice	W	31-30
9/1/07	at Oregon	L	27-48
8/30/08	Southern	W	55-3
9/5/09	Northwestern	W	55-7
9/4/10	Texas State	W	68-28
9/3/11	UCLA	W	38-34
9/1/12	Texas State	L	13-30
8/30/13	Southern	W	62-13
8/29/14	UTSA	W	52-27
9/5/15	Tennessee Tech	L	7-24

Home games listed in bold \* - conference game

### HOME OPENERS 40-30

9/21/46	Louisiana-Lafayette	L	7-13
9/20/47	Centenary	W	19-7
9/18/48	Texas A&I	W	14-0
9/17/49	William & Mary	L	13-14
9/23/50	St. Bonaventure	L	14-29
9/22/51	#9 Baylor	L	0-19
9/20/52	Texas A&M	L	13-21
10/17/53	Oklahoma State	L	7-14
10/9/54	Texas A&M	W	10-7
9/17/55	Montana	W	54-12
9/29/56	Mississippi State	W	18-7
9/21/57	#14 Miami (Fla.)	W	7-0
9/27/58	Texas A&M	W	39-14
9/19/59	#8 Mississippi	L	0-16
9/17/60	#2 Mississippi	L	0-42
9/30/61	Mississippi State	L	7-10
9/22/62	Baylor	W	19-0
9/21/63	Auburn	L	14-21
9/12/64	Trinity	W	34-7
9/11/65	Tulsa	L	0-14
9/23/66	Washington State	W	21-7
9/15/67	Florida State	W	33-13
9/14/68	Tulane	W	54-7
10/4/69	Mississippi State	W	74-0
9/19/70	Syracuse	W	42-15
10/2/71	San Jose State	W	34-20
9/16/72	Arizona State	L	28-33
9/15/73	Rice	W	24-6
9/21/74	Miami (Fla.)	L	3-20
9/6/75	Lamar	W	20-3
9/25/76	* #9 Texas A&M	W	21-10
9/12/77	UCLA	W	17-13
9/23/78	Utah	W	42-25
9/15/79	Florida	W	14-10
9/20/80	Miami (Fla.)	L	7-14
9/5/81	New Mexico	W	21-10
9/18/82	Arizona State	L	10-24
9/10/83	Miami (Fla.)	L	7-29
9/15/84	Miami (Ohio)	W	30-17
9/21/85	Washington	L	12-29
9/27/86	Tulsa	L	14-24
9/12/87	Oklahoma State	L	0-35
10/8/88	* Texas A&M	L	16-30
9/30/89	Temple	W	65-7
9/8/90	UNLV	W	37-9
8/31/91	Louisiana Tech	W	73-3
9/19/92	Illinois	W	31-13
9/11/93	Tulsa	L	24-38
9/1/94	Kansas	L	13-35
9/9/95	Louisiana Tech	L	7-19
8/31/96	Sam Houston State	W	43-25
9/6/97	California	L	3-35
9/12/98	Minnesota	L	7-14
9/4/99	Rice	W	28-3
9/16/00	Army	W	31-30
9/1/01	Rice	L	14-21
9/7/02	Tulane	L	13-34
8/30/03	Rice	W	48-14
9/18/04	Army	W	35-21
9/1/05	Oregon	L	24-38
9/9/06	* Tulane	W	45-7
9/22/07	Colorado State	W	38-27
8/30/08	Southern	W	55-3
9/5/09	Northwestern State	W	55-7
9/4/10	Texas State	W	68-28
9/3/11	UCLA	W	38-34
9/1/12	Texas State	L	13-30
8/30/13	Southern	W	62-13
8/29/14	UTSA	L	7-27
9/5/15	Tennessee Tech	W	52-24

\* - conference game

### ROAD OPENERS 21-46-3

9/27/46	at West Texas State	W	14-12
10/11/47	at Texas A&I	L	0-13
9/25/48	at UTEP	L	7-35
10/8/49	at Louisiana-Lafayette	W	28-7
9/30/50	at Baylor	L	7-34
9/28/51	at Detroit	W	33-7
9/27/52	at Arkansas	W	17-7
9/26/53	at Texas A&M	T	14-14
9/18/54	at Baylor	L	3-53
10/1/55	at Texas A&M	L	3-21
10/6/56	at Ole Miss	L	0-14
9/28/57	at Baylor	L	6-14
10/4/58	at Cincinnati	W	34-13
10/10/59	at Texas A&M	L	6-28
9/24/60	at Mississippi State	W	14-10
9/23/61	at Texas A&M	T	7-7
9/22/62	at Mississippi	L	7-40
9/28/63	at Baylor	L	0-27
9/19/64	at Auburn	L	0-30
10/9/65	at Texas A&M	L	7-10
10/22/66	at Mississippi	L	6-27
9/23/67	at Michigan State	W	37-7
9/21/68	at Texas	T	20-20
9/20/69	at Florida	L	34-59
9/26/70	at Oklahoma State	L	17-26
9/11/71	at Rice	W	23-21
9/9/72	at Rice	L	13-14
9/29/73	at Memphis	W	35-21
9/7/74	at Arizona State	L	9-30
10/11/75	at North Texas	L	0-28
9/11/76	at Baylor	W	23-5
9/17/77	at Penn State	L	14-31
9/16/78	at Memphis	L	3-17
9/8/79	at UCLA	W	24-16
9/13/80	at Arizona State	L	13-29
9/19/81	at Miami (Fla.)	L	7-12
9/11/82	at Miami (Fla.)	L	12-31
9/1/83	at Rice	W	45-14
9/22/84	at Washington	L	7-35
9/7/85	at Tulsa	L	24-31
9/6/86	at Arizona	L	3-37
10/10/87	at Texas A&M	L	17-22
9/10/88	at Louisiana Tech	W	60-0
9/2/89	at UNLV	W	69-0
9/13/90	at Texas Tech	W	51-35
9/12/91	at Miami (Fla.)	L	10-40
9/5/92	at Tulsa	L	25-28
9/4/93	at USC	L	7-49
9/10/94	at Louisiana Tech	L	7-32
9/2/95	at Florida	L	21-45
9/7/96	at LSU	L	34-35
8/30/97	at Alabama	L	17-42
9/5/98	at California	L	10-14
9/11/99	at Alabama	L	10-37
9/2/00	at Rice	L (OT)	27-30
10/6/01	at Army	L	14-28
8/31/02	at Rice	W	24-10
9/6/03	at Michigan	L	3-50
9/5/04	at Rice	L	7-10
9/16/05	at UTEP	L (2OT)	41-44
9/2/06	at Rice	W	31-30
9/1/07	at Oregon	L	27-48
9/6/08	at Oklahoma State	L	37-56
9/12/09	at #5/6 Oklahoma State	W	45-35
9/18/10	at UCLA	L	13-31
9/10/11	at North Texas	W	48-23
9/15/12	at UCLA	L	6-37
9/7/13	* at Temple	W	22-13
9/11/14	at BYU	L	25-33
9/12/15	at Louisville	W	34-31

\* - conference game



## MISCELLANEOUS RECORDS

### CONFERENCE OPENERS 35-17-1

H: 12-6 • A: 23-11-1

<b>Lone Star Conference (1-2)</b>			
10/19/46	at East Texas State	L	14-20
10/18/47	<b>East Texas State</b>	L	33-7
10/16/48	at East Texas State 7	W	18-7

### Gulf Coast Conference (0-1)

10/29/49	at Midwestern State	L	21-33
----------	---------------------	---	-------

### Missouri Valley Conference (9-0)

9/22/51	at Detroit	W	33-7
10/4/52	at Oklahoma State	W	10-7
10/9/53	at Detroit	W	25-19
10/16/54	at Oklahoma State	W	14-7
10/7/55	at Detroit	W	7-0
10/20/56	at Oklahoma State	W	13-0
10/5/57	at Cincinnati	W	7-0
10/4/58	at Cincinnati	W	34-13
10/3/59	<b>Cincinnati</b>	W	13-12

### Southwest Conference (11-8-1)

9/11/76	at Baylor	W	23-5
10/1/77	<b>Baylor</b>	W	28-24
10/7/78	at Baylor	W	20-18
10/6/79	<b>Baylor</b>	W	13-10
10/4/80	at Baylor	L	12-24
10/3/81	<b>Baylor</b>	W	24-3
10/2/82	at Baylor	T	21-21
9/1/83	at Rice	W	45-14
10/6/84	at Baylor	W	27-17
10/5/85	<b>Baylor</b>	L	21-24
10/4/86	at Baylor	L	13-27
10/3/87	<b>Baylor</b>	L	18-30
10/1/88	at Baylor	W	27-24
10/7/89	<b>Baylor</b>	W	66-10
9/13/90	at Texas Tech	W	51-35
10/5/91	<b>Baylor</b>	L	21-38
10/17/92	at Baylor	L	23-29
10/2/93	<b>Baylor</b>	W	24-3
10/8/94	<b>Texas A&amp;M</b>	L	7-38
10/7/95	at TCU	L	21-31

### Conference USA (12-5)

10/12/96	<b>Memphis</b>	W	37-20
10/18/97	<b>Cincinnati</b>	W (2OT)	41-38
10/3/98	<b>Memphis</b>	W	35-14
9/25/99	at UAB	L	10-29
9/16/00	<b>Army</b>	W	31-30
9/29/01	<b>TCU</b>	L	17-34
9/7/02	<b>Tulane</b>	L	13-34
9/30/03	at East Carolina	W	27-13
9/18/04	<b>Army</b>	W	35-31
9/16/05	at UTEP	L (2OT)	41-44
9/2/06	at Rice	W	31-30
9/15/07	at Tulane	W	34-10
9/27/08	at East Carolina	W	41-24
10/3/09	at UTEP	L	41-58
9/10/10	<b>UTEP</b>	W	54-24
9/29/11	at UTEP	W	49-42
9/29/12	at Rice	W	35-14

### American Athletic Conference (2-1)

9/7/13	at Temple	W	22-13
10/2/14	at UCF	L	12-17
10/3/15	at Tulsa	W	38-24

Home games listed in bold

### CONFERENCE ROAD OPENERS 28-24-1

<b>Lone Star Conference (1-2)</b>			
10/19/46	at East Texas State	L	14-20
11/8/47	at Stephen F. Austin	L	14-25
10/16/48	at East Texas State	W	18-7

### Gulf Coast Conference (0-1)

10/29/49	at Midwestern State	L	21-33
----------	---------------------	---	-------

### Missouri Valley Conference (9-0)

9/22/51	at Detroit	W	33-7
10/4/52	at Oklahoma State	W	10-7
10/9/53	at Detroit	W	25-19
10/16/54	at Oklahoma State	W	14-7
10/7/55	at Detroit	W	7-0
10/20/56	at Oklahoma State	W	13-0
10/5/57	at Cincinnati	W	7-0
10/4/58	at Cincinnati	W	34-13
10/31/59	at Tulsa	W	22-13

### Southwest Conference (8-11-1)

9/11/76	at Baylor	W	23-5
10/22/77	at Arkansas	L	0-34
10/7/78	at Baylor	W	20-18
10/13/79	at Texas A&M	W	17-14
10/4/80	at Baylor	L	12-24
10/10/81	at Texas A&M	L	6-7
10/2/82	at Baylor	T	21-21
9/1/83	at Rice	W	45-14
10/6/84	at Baylor	W	27-17
10/12/85	at Texas A&M	L	16-43
10/4/86	at Baylor	L	13-27
10/10/87	at Texas A&M	L	17-22
10/1/88	at Baylor	W	27-24
10/14/89	at Texas A&M	L	13-17
9/13/90	at Texas Tech	W	51-35
10/12/91	at Arkansas	L	17-29
10/17/92	at Baylor	L	23-29
10/9/93	at Texas A&M	L	10-34
10/15/94	at SMU	W	33-39
10/7/95	at TCU	L	21-31

### Conference USA (8-9)

10/19/96	at Cincinnati	L	20-31
10/25/97	at Louisville	W	36-22
10/31/98	at East Carolina	W	34-31
9/25/99	at UAB	L	10-29
10/7/00	at Cincinnati	L	31-48
10/6/01	at Army	L	14-28
10/5/02	at TCU	L	17-34
9/30/03	at East Carolina	W	13-27
10/2/04	at Memphis	L	14-41
9/16/05	at UTEP	L (2OT)	41-44
9/2/06	at Rice	W	31-30
9/15/07	at Tulane	W	34-10
9/27/08	at East Carolina	W	41-24
10/3/09	at UTEP	L	41-58
10/16/10	at Rice	L	31-34
9/29/11	at UTEP	W	49-42
9/29/12	at Rice	W	35-14

### American Athletic Conference (2-1)

9/7/13	at Temple	W	22-13
10/2/14	at UCF	L	12-17
10/3/15	at Tulsa	W	38-24

### REGULAR-SEASON FINALES 45-24-1

H: 31-11 • A: 13-12-1 • N: 1-1

11/28/46	<b>* Sam Houston State</b>	L	28-6
11/27/47	<b>* at Sam Houston State</b>	L	0-23
11/25/48	<b>* Sam Houston State</b>	W	22-13
11/24/49	at Saint Louis	W	35-0
12/2/50	<b>Tulsa</b>	L	21-28
11/30/51	at North Texas	W	20-14
12/6/52	<b>Wyoming</b>	W	20-0
12/5/53	<b>Tennessee</b>	W	33-19
12/4/54	<b>* Detroit</b>	W	19-7
12/3/55	<b>Wyoming</b>	W	26-14
12/1/56	<b>* Detroit</b>	W	39-7
11/23/57	<b>* at Tulsa</b>	W	13-7
11/29/58	<b>Texas Tech</b>	W	22-17
11/26/59	<b>Washington State</b>	L	18-32
11/26/60	<b>Tulsa</b>	L	16-26
12/2/61	<b>Oregon State</b>	W	23-12
12/1/62	<b>Cincinnati</b>	W	42-14
12/14/63	<b>Louisville</b>	W	21-7
11/28/64	<b>Cincinnati</b>	L	6-20
11/20/65	at Florida State	T	16-16
12/3/66	<b>Utah</b>	W	34-14
11/25/67	at Tulsa	L	13-22
11/29/68	at Florida State	L	20-40
11/29/69	<b>Florida State</b>	W	41-13
12/5/70	at Miami (Fla.)	W	36-3
11/27/71	<b>Utah</b>	W	42-16
11/25/72	<b>Cincinnati</b>	W	49-0
12/1/73	<b>Tulsa</b>	W	35-16
11/30/74	at Tulsa	L	14-30
11/29/75	<b>Tulsa</b>	W	42-30
12/4/76	<b>Miami (Fla.)</b>	W	21-16
12/3/77	<b>* at Texas A&amp;M</b>	L	7-27
12/2/78	<b>* Rice</b>	W	49-25
12/1/79	<b>* at Rice</b>	W	63-0
11/29/80	<b>* Rice</b>	L	7-35
11/28/81	<b>* at Rice</b>	W	40-3
11/27/82	<b>* Rice</b>	W	28-21
11/26/83	<b>* vs. SMU</b>	L	23-34
12/1/84	<b>* Rice</b>	W	38-26
11/30/85	<b>* at Rice</b>	W	24-20
11/29/86	<b>* Rice</b>	L	13-14
11/28/87	<b>* at Rice</b>	W	45-21
11/26/88	<b>* Rice</b>	W	45-14
12/2/89	<b>* at Rice</b>	W	64-0
12/1/90	vs. Arizona State	W	62-45
11/30/91	<b>* Texas Tech</b>	L	46-52
11/28/92	<b>* Rice</b>	W	61-34
11/28/93	<b>* at Rice</b>	L	7-37
11/26/94	<b>* Rice</b>	L	13-31
12/2/95	<b>* at Rice</b>	W	18-17
11/16/96	<b>* Louisville</b>	W	38-7
11/22/97	<b>* Tulane</b>	L	10-44
11/21/98	<b>* at Tulane</b>	L	20-48
11/20/99	<b>* at Army</b>	W	26-14
11/18/00	<b>* Louisville</b>	L	13-32
12/1/01	at Georgia	L	7-35
11/30/02	<b>* Louisville</b>	W	27-10
11/29/03	<b>* UAB</b>	W	56-28
11/20/04	<b>* Louisville</b>	L	27-65
11/26/05	<b>* Rice</b>	W	35-18
11/18/06	<b>* at Memphis</b>	W (OT)	23-20
11/24/07	<b>Texas Southern</b>	W	59-6
11/29/08	<b>* at Rice</b>	L	42-56
11/28/09	<b>* Rice</b>	W	73-14
11/27/10	at Texas Tech	L	20-35
11/25/11	<b>* at Tulsa</b>	W	48-16
11/24/12	<b>* Tulane</b>	W	40-17
11/29/13	<b>* SMU</b>	W	34-0
12/6/14	<b>* at Cincinnati</b>	L	31-37
11/27/15	<b>* Navy</b>	W	52-31

Home games listed in bold \* - conference game

### REGULAR-SEASON HOME FINALES 50-19-1

11/28/46	<b>* Sam Houston State</b>	L	6-28
11/22/47	<b>* Texas State</b>	L	0-2
11/25/48	<b>* Sam Houston State</b>	W	22-13
11/19/49	<b>* Trinity</b>	W	28-21
12/2/50	<b>Tulsa</b>	L	21-28
11/24/51	<b>* Oklahoma State</b>	W	31-7
12/6/52	<b>Wyoming</b>	W	20-0
12/5/53	<b>Tennessee</b>	W	33-19
12/4/54	<b>* Detroit</b>	W	19-7
12/3/55	<b>Wyoming</b>	W	26-14
12/1/56	<b>* Detroit</b>	W	39-7
10/26/57	<b>Auburn</b>	L	7-48
11/29/58	<b>Texas Tech</b>	W	22-17
11/26/59	<b>Washington State</b>	L	18-32
11/26/60	<b>Tulsa</b>	L	16-26
12/2/61	<b>Oregon State</b>	W	23-12
12/1/62	<b>Cincinnati</b>	W	42-14
12/14/63	<b>Louisville</b>	W	21-7
11/28/64	<b>Cincinnati</b>	L	6-20
11/13/65	<b>Kentucky</b>	W	38-21
12/3/66	<b>Utah</b>	W	34-14
11/18/67	<b>Idaho</b>	W	77-6
11/23/68	<b>Tulsa</b>	W	100-6
11/29/69	<b>Florida State</b>	W	41-13
11/21/70	<b>Wake Forest</b>	W	26-2
11/27/71	<b>Utah</b>	W	42-16
11/25/72	<b>Cincinnati</b>	W	49-0
12/1/73	<b>Tulsa</b>	W	35-16
11/16/74	<b>Memphis</b>	W	13-10
11/29/75	<b>Tulsa</b>	W	42-30
12/4/76	<b>Miami (Fla.)</b>	W	21-16
11/19/77	<b>* Texas Tech</b>	W	45-7
12/2/78	<b>* Rice</b>	W	49-25
11/23/79	<b>* Texas Tech</b>	W	14-10
11/29/80	<b>* Rice</b>	L	7-35
11/21/81	<b>* Texas Tech</b>	W	15-7
11/27/82	<b>* Rice</b>	W	28-21
11/19/83	<b>* Texas Tech</b>	W	43-41
12/1/84	<b>* Rice</b>	W	38-26
11/23/85	<b>* Texas Tech</b>	W	17-16
11/29/86	<b>* Rice</b>	L	13-14
11/21/87	<b>* Texas Tech</b>	T	10-10
11/26/88	<b>* Rice</b>	W	45-14
11/25/89	<b>* Texas Tech</b>	W	40-24
11/17/90	<b>Eastern Washington</b>	W	84-21
11/30/91	<b>* Texas Tech</b>		



## BOWL RECORDS

2016 SEASON

COACHING STAFF

THE COUGARS

SEASON REVIEW

HISTORY & RECORDS

### INDIVIDUAL RECORDS

#### Rushing

##### Most Attempts

35	Robert Newhouse, vs. Colorado, Bluebonnet Bowl (12/31/71)
32	Jim Strong, vs. Auburn, Bluebonnet Bowl (12/31/69)
28	Gene Shannon, vs. Dayton, Salad Bowl (1/1/52)

##### Most Yards

184	Jim Strong, vs. Auburn, Bluebonnet Bowl (12/31/69)
175	Gene Shannon, vs. Dayton, Salad Bowl (1/1/52)
168	Robert Newhouse, vs. Colorado, Bluebonnet Bowl (12/31/71)

##### Highest Average Per Carry (min. 10 carries)

8.3 (13-108)	Donnie McGraw, vs. Tulane, Bluebonnet Bowl (12/29/73)
7.7 (11-85)	Jackie Battle, vs. South Carolina, Liberty Bowl (12/29/06)
7.4 (14-104)	Dyral Thomas, vs. Maryland, Cotton Bowl (1/1/77)

##### Most Touchdowns

4	Gene Shannon, vs. Dayton, Salad Bowl (1/1/52)
3	Terald Clark, vs. Navy, Garden State Bowl (12/14/80)
3	Jackie Battle, vs. Hawai'i, Sheraton Hawai'i Bowl (12/25/03)

#### Passing

##### Most Attempts

69	Case Keenum, vs. Penn State, TicketCity Bowl (1/1/12)
47	John O'Korn, vs. Vanderbilt, BBVA Compass Bowl (1/4/14)
44	Kevin Kolb, vs. Kansas, Fort Worth Bowl (12/23/05)
41	Case Keenum, vs. Air Force, Armed Forces Bowl (12/31/09)
41	Greg Ward, Jr., vs. Florida State, Peach Bowl (12/31/15)

##### Most Completions

45	Case Keenum, vs. Penn State, TicketCity Bowl (1/1/12)
26	Kevin Kolb, vs. South Carolina, Liberty Bowl (12/29/06)
25	Greg Ward, Jr., vs. Florida State, Peach Bowl (12/31/15)
24	Case Keenum, vs. Air Force, Armed Forces Bowl (12/31/09)
23	Case Keenum, vs. TCU, Texas Bowl (12/28/07)

##### Most Yards

532	Case Keenum, vs. Penn State, TicketCity Bowl (1/1/12)
386	Kevin Kolb, vs. South Carolina, Liberty Bowl (12/29/06)
335	Case Keenum, vs. TCU, Texas Bowl (12/28/07)
332	Kevin Kolb, vs. Hawai'i, Sheraton Hawai'i Bowl (12/25/03)
274	Greg Ward, Jr., vs. Pittsburgh, Armed Forces Bowl (1/2/15)

##### Highest Completion Percentage (min. 10 att.)

72.7 (8-11)	David Dacus, vs. Washington State, Aloha Bowl (12/25/88)
-------------	----------------------------------------------------------

##### Most Touchdowns

3	Greg Ward, Jr., vs. Pittsburgh, Armed Forces Bowl (1/2/15)
3	Kevin Kolb, vs. South Carolina, Liberty Bowl (12/29/06)
3	Case Keenum, vs. Penn State, TicketCity Bowl (1/1/12)
2	Billy Roland, vs. Miami (Ohio), Tangerine Bowl (12/22/62)
2	Kevin Kolb, vs. Hawai'i, Sheraton Hawai'i Bowl (12/25/03)
2	John O'Korn, vs. Vanderbilt, BBVA Compass Bowl (1/4/14)

##### Most Consecutive Completions

8	Billy Roland, vs. Miami (Ohio), Tangerine Bowl (12/22/62)
---	-----------------------------------------------------------

#### Total Offense

##### Most Yards

542	Case Keenum, vs. Penn State, TicketCity Bowl (1/1/12)
381	Kevin Kolb, vs. South Carolina, Liberty Bowl (12/29/06)
366	Greg Ward, Jr., vs. Pittsburgh, Armed Forces Bowl (1/2/15)
339	Kevin Kolb, vs. Hawai'i, Sheraton Hawai'i Bowl (12/25/03)
333	Case Keenum, vs. TCU, Texas Bowl (12/28/07)

#### Receiving

##### Most Yards

228	Patrick Edwards, vs. Penn State, TicketCity Bowl (1/1/12)
201	Vincent Marshall, vs. South Carolina, Liberty Bowl (12/29/06)
157	Vincent Marshall, vs. Hawai'i, Sheraton Hawai'i Bowl (12/25/03)
120	Donnie Avery, vs. TCU, Texas Bowl (12/28/07)
105	Markeith Ambles, vs. Vanderbilt, BBVA Compass Bowl (1/4/14)
103	Chad McCullar, vs. Hawai'i, Sheraton Hawai'i Bowl (12/25/03)

##### Most Catches

12	Justin Johnson, vs. Penn State, TicketCity Bowl (1/1/12)
10	Tyron Carrier, vs. Penn State, TicketCity Bowl (1/1/12)
10	Donnie Avery, vs. TCU, Texas Bowl (12/28/07)
9	Vincent Marshall, vs. South Carolina, Liberty Bowl (12/29/06)
9	Demarcus Ayers, vs. Florida State, Peach Bowl (12/31/15)

#### Punting

##### Highest Average

50.2 - 6 punts	Chase Turner, vs. TCU, Texas Bowl (12/28/07)
----------------	----------------------------------------------

#### Scoring

##### Most Points

24	Gene Shannon, vs. Dayton, Salad Bowl (1/1/52)
24	Joe Lopasky, vs. Miami (Ohio), Tangerine Bowl (12/22/62)
18	Terald Clark, vs. Navy, Garden State Bowl (12/14/80)
18	Jackie Battle, vs. Hawai'i, Sheraton Hawai'i Bowl (12/25/03)

##### Most PAT

7	Bill McMillan, vs. Miami (Ohio), Tangerine Bowl (12/22/62)
6	Dustin Bell, vs. Hawai'i, Sheraton Hawai'i Bowl (12/25/03)
5	Ricky Terrell, vs. Tulane, Bluebonnet Bowl (12/29/73)

##### Most Field Goals

3	Matt Hogan, vs. Penn State, TicketCity Bowl (1/1/12)
2	Matt Hogan, vs. Air Force, Armed Forces Bowl (12/31/09)
2	Jordan Mannisto, vs. Air Force, Armed Forces Bowl (12/31/08)
2	T.J. Lawrence, vs. TCU, Texas Bowl (12/28/07)
2	Kenny Hatfield, vs. Notre Dame, Cotton Bowl (1/1/79)
2	Dustin Bell, vs. Hawai'i, Sheraton Hawai'i Bowl (12/25/03)

#### Longest Plays

##### Rush

75	Marshall Johnson, vs. Tulane, Bluebonnet Bowl (12/29/73)
74	Jim Strong, vs. Auburn, Bluebonnet Bowl (12/31/69)
62	Daniel Spencer, vs. Vanderbilt, BBVA Compass Bowl (1/4/14)
51	Antowain Smith, vs. Syracuse, Liberty Bowl (12/27/96)

##### Pass

81	Vincent Marshall from Kevin Kolb, vs. Hawai'i, Hawai'i Bowl (12/25/03)
77	Vincent Marshall from Kevin Kolb, vs. South Carolina, Liberty Bowl (12/29/06)
75	Patrick Edwards from Case Keenum, vs. Penn State, TicketCity Bowl (1/1/12)
73	Eddie Foster from Bubba McGallion, vs. NC State, Bluebonnet Bowl (12/23/74)
67	Andre Kohn from Case Keenum, vs. TCU, Texas Bowl (12/28/07)
67	Deontay Greenberry from John O'Korn, vs. Vanderbilt, BBVA Compass Bowl (1/4/14)

##### Punt Return

70	Joe Lopasky, vs. Miami (Ohio), Tangerine Bowl (12/22/62)
----	----------------------------------------------------------

##### Interception Return

72	Alton Montgomery, vs. Washington St., Aloha Bowl (12/25/88)
----	-------------------------------------------------------------

##### Kickoff Return

98	Earl Allen, vs. Boston College, Cotton Bowl (1/1/85)
----	------------------------------------------------------

##### Field Goal

41	Kenny Hatfield, vs. Nebraska, Cotton Bowl (1/1/80)
----	----------------------------------------------------

##### Punt

70	Simon Rodriguez, vs. Washington State, Aloha Bowl (12/25/88)
----	--------------------------------------------------------------

### TEAM RECORDS

#### Points

Most:	49, vs. Miami (Ohio), Tangerine Bowl (12/22/62)
Most Allowed:	54, by Hawai'i, Sheraton Hawai'i Bowl (12/25/03)
Fewest:	14, vs. Oklahoma, Sun Bowl (12/26/81)
Fewest Allowed:	0, by Navy, Garden State Bowl (12/14/80)
Most in a Quarter:	29 (4th), vs. Pittsburgh, Armed Forces Bowl (1/2/15)

#### First Downs

Most:	31, vs. Dayton, Salad Bowl (1/1/52)
Most Allowed:	30, by Hawai'i, Sheraton Hawai'i Bowl (12/25/03)
Fewest:	12, vs. Vanderbilt, BBVA Compass Bowl (1/4/14)
Fewest Allowed:	10, by Tulane, Bluebonnet Bowl (12/29/73)
Most Rushing:	25, vs. Dayton, Salad Bowl (1/1/52)
Most Rushing Allowed:	22, by Syracuse, Liberty Bowl (12/27/96)
Fewest Rushing:	3, vs. TCU, Texas Bowl (12/28/07)
Fewest Rushing Allowed:	1, by Florida State, Peach Bowl (12/31/15)
Most Passing:	19, vs. Penn State, TicketCity Bowl (1/1/12)
Most Passing Allowed:	17, by Hawai'i, Hawai'i Bowl (12/25/03)
Fewest Passing:	2, vs. Navy, Garden State Bowl (12/14/80)
Fewest Passing Allowed:	0, by Oklahoma, Sun Bowl (12/26/81)
Most Penalty:	3, vs. Florida State, Peach Bowl (12/31/15)
Fewest Penalties:	0, done seven times; Most recently vs. Florida State, Peach Bowl (12/31/15)

#### Rushing Attempts

Most:	78, vs. Navy, Garden State Bowl (12/14/80)
Most Allowed:	72, by Air Force, Armed Forces Bowl (12/31/09)
Fewest:	16, vs. Penn State, TicketCity Bowl (1/1/12)
Fewest Allowed:	23, by Florida State, Peach Bowl (12/31/15)

#### Rushing Yards

Most:	405, vs. Navy, Garden State Bowl (12/14/80)
Most Allowed:	409, by Oklahoma, Sun Bowl (12/26/81)
Fewest:	24, vs. Kansas, Fort Worth Bowl (12/23/05)
Fewest Allowed:	1, by Auburn, Bluebonnet Bowl (12/31/69)

#### Passing Attempts

Most:	69, vs. Penn State, TicketCity Bowl (1/1/12)
Most Allowed:	48, by Florida State, Peach Bowl (12/31/15)
Fewest:	7, done two times; most recently vs. Navy, Garden State Bowl (12/14/80)
Fewest Allowed:	5, by Oklahoma, Sun Bowl (12/26/81)

#### Pass Completions

Most:	45, vs. Penn State, TicketCity Bowl (1/1/12)
Most Allowed:	40, by Miami (Ohio), Tangerine Bowl (12/25/03)
Fewest:	3, vs. Navy, Garden State Bowl (12/14/80)
Fewest Allowed:	1, by Oklahoma, Sun Bowl (12/26/81)

#### Passing Yardage

Most:	532, vs. Penn State, TicketCity Bowl (1/1/12)
Most Allowed:	527, by Hawai'i, Sheraton Hawai'i Bowl (12/25/03)
Fewest:	45, vs. Navy, Garden State Bowl (12/14/80)
Fewest Allowed:	(-2), by Oklahoma, Sun Bowl (12/26/81)

#### Plays

Most:	99, vs. Florida State, Peach Bowl (12/31/15)
Most Allowed:	92, by Washington St., Aloha Bowl (12/25/88)
Fewest:	55, vs. Syracuse, Liberty Bowl (12/27/96)
Fewest Allowed:	59, by Oklahoma, Sun Bowl (12/26/81)

#### Total Offense

Most:	655, vs. Tulane, Bluebonnet Bowl (12/29/73)
Most Allowed:	641, by Hawai'i, Sheraton Hawai'i Bowl (12/25/03)
Fewest:	289, vs. Notre Dame, Cotton Bowl (1/1/79)
Fewest Allowed:	173, by Tulane, Bluebonnet Bowl (12/29/73)

#### Interceptions

Most:	4, done three times; Most recently vs. Florida State, Peach Bowl (12/31/15)
Most Thrown:	6, vs. Air Force, Armed Forces Bowl (12/31/09)
Fewest:	0, vs. Pittsburgh, Armed Forces Bowl (2/1/15); vs. Penn State, TicketCity Bowl (1/1/12); vs. Syracuse, Liberty Bowl (12/27/96)
Fewest Thrown:	0, done six times; most recently by Pittsburgh, Armed Forces Bowl (1/2/15)

#### Fumbles

Most:	8, vs. Navy, Garden State Bowl (12/14/80)
Most Lost:	4, vs. Tulane, Bluebonnet Bowl (12/29/73)
Most Recovered:	3, done twice; Most recently vs. Navy, Garden State Bowl (12/14/80)

#### Penalties

Most:	10, vs. Hawai'i, Sheraton Hawai'i Bowl (12/25/03)
Fewest:	2, done three times; most recently vs. Oklahoma, Sun Bowl (12/26/81)
Most Yards:	105, vs. Hawai'i, Sheraton Hawai'i Bowl (12/25/03)
Fewest Yards:	22; done two times; most recently vs. Nebraska, Cotton Bowl (1/1/85)



**2014 - TDECU STADIUM**



# HOUSTON FOOTBALL NEW FACILITIES

OVER \$190 MILLION IN FACILITIES AND UPGRADES

**2016 - LOCKER ROOM**



**2017 - INDOOR PRACTICE FACILITY & WEIGHT ROOM**



**2018 - FOOTBALL OPERATIONS BUILDING**





# 2016. #HTOWNTAKEOVER SCHEDULE

VS OKLAHOMA  
SAT. SEPTEMBER 3



NRG STADIUM

LAMAR  
SAT. SEPTEMBER 10

TDECU STADIUM

AT CINCINNATI  
THU. SEPTEMBER 15

CINCINNATI, OHIO

AT TEXAS STATE  
SAT. SEPTEMBER 24

SAN MARCOS, TEXAS

UCONN  
THU. SEPTEMBER 29

TDECU STADIUM

AT NAVY  
SAT. OCTOBER 8

ANNAPOLIS, MD.

TULSA  
SAT. OCTOBER 15

FAMILY DAY  
TDECU STADIUM

AT SMU  
SAT. OCTOBER 22

DALLAS, TEXAS

UCF  
SAT. OCTOBER 29

TDECU STADIUM

TULANE  
SAT. NOVEMBER 12

HOMECOMING  
TDECU STADIUM

LOUISVILLE  
THU. NOVEMBER 17

SAM HARSTON SALUTE TO SERVICE  
TDECU STADIUM

AT MEMPHIS  
FRI. NOVEMBER 25

MEMPHIS, TENN.

AMERICAN CHAMPIONSHIP  
SAT. DECEMBER 3



f HOUSTON COUGAR FOOTBALL

UHC COUGARS.COM  
713-GO-COUGS (462-6647)

@UHC COUGARS FB

