

PRESBYTERIAN COLLEGE FOOTBALL



2016 MEDIA GUIDE

GENERAL INFORMATION / TABLE OF CONTENTS

General Information

Location	105 Ashland Ave. Clinton, SC 29325
Founded	1880
Enrollment	1,300
Nickname	Blue Hose
School Colors (PMS)	Blue (286) and Garnet (201)
Stadium (Surface)	Bailey Memorial Stadium (Grass)
Capacity	6,500
Affiliation	NCAA Football Championship Subdivision (FCS)
Conference	Big South
President	Bob Staton
Director of Athletics	Brian Reese
Athletic Department/Ticket Office Phone	864-833-8240

Program History

First Season of Football	1913
All-Time Record	492-495-35
Overall Record in Div. I (since 2007)	27-71 (.276)
Overall Record as Big South Member	17-58 (.227)
All-Time Record in Big South Games	8-32 (.200)
Conference Championships	1 (SAC, DII, 2005)

Coaching Staff

Head Coach	Harold Nichols
Alma Mater	Presbyterian '90
Record at School (Yrs.)	17-58 (7)
Career Record	Same
Football Office Phone	864-833-8240
Twitter	@CoachNicholsPC
Best Time to Reach Coach	Contact SID
Off. Coordinator/Quarterbacks	Todd Varn
Alma Mater	NC State '92
Defensive Coordinator/Secondary	Tommy Spangler
Alma Mater	Georgia '84
Linebackers/Special Teams Coordinator	David Dunagan
Alma Mater	Presbyterian '08
Twitter	@CoachDunagan
Tight Ends/Running Backs	Mitch Hall
Alma Mater	Western Carolina '03
Twitter	@MitchHall15
Offensive Line	Joey Orck
Alma Mater	Presbyterian '08
Twitter	@JoeyOrck
Defensive Assistant/Secondary	Clay Hodges
Alma Mater	Kennesaw State '14
Twitter	@CoachHodgesPC
Wide Receivers	Adam Mims
Alma Mater	Furman '11
Twitter	@Coach_Mims2
Defensive Line	Kyle Pope
Alma Mater	Jacksonville State '15
Twitter	@Coach_KPope
Defensive Line/Equipment Coordinator	Roland Matthews
Alma Mater	Presbyterian '14
Twitter	@Coach_Rmatthews

Sports Information

Assistant SID/Football Contact	Davis Simpson
Cell/Email	864-266-9757 / dasimpson@presby.edu
Associate AD for Sports Info./Game Ops.	Simon Whitaker
Cell/Email	843-475-1129 / swhitaker@presby.edu
Sports Information Office Phone	864-833-8252
Sports Information Fax	864-833-8323
Football Press Box Phone Number	864-938-4040
Website	GoBlueHose.com
Twitter/Facebook/Instagram	BlueHoseSports

2015 in Review

Record	2-9 Overall, 1-5 Big South
All-Big South	Darrell Bridges (1st), Ed Britt (1st)
	Stephen Doar (1st), Donelle Williams (1st), Ugonna Akoh (2nd)
Big South All-Academic	Ugonna Akoh
CoSIDA Academic All-District	Ugonna Akoh
CoSIDA Academic All-America	Ugonna Akoh (2nd)

2016 Team Information

Lettermen Returning	55
Offense 22 / Defense 29 / Specialists 4	
Lettermen Lost	32
Offense 15 / Defense 14 / Specialists 3	
Offensive Starters Returning (7)	Darrell Bridges, Ryan Bristow, Ben Cheek, Zach Cooper, Frank Keller, Joseph Purter, Daryl Wilson
Offensive Starters Lost (4)	Austin Allen, Devron Glenn Jordan Hallums, Ryan Railey
Defensive Starters Returning (5)	Jerry Burk, Kevin Green, Kamren Mack, Obinna Ntiasagwe, Steve Osundu
Defensive Starters Lost (6)	Ugonna Akoh, Ed Britt, Shonquille Byers, DaRon Dickey, Darius Norfleet, Donelle Williams

Returning Leaders

Passing	Ben Cheek	30 completions, 277 yards, 2 TD
Rushing	Darrell Bridges	224 rushes, 1,065 yards, 8 TD
Receiving	Daryl Wilson	11 receptions, 184 yards
All-Purpose	Darrell Bridges	1,144 yards (1,065 rush, 59 rec, 20 KR)
Tackles	Kevin Green	46 tackles
TFLs	Obinna Ntiasagwe	7.0 TFL
Sacks	Obinna Ntiasagwe	5.5 sacks
Field Goals	Brett Norton	6-for-10 (60.0)
PATs	Brett Norton	16-for-16 (100.0)
Points	Darrell Bridges	48 points (8 TD)

2016 Schedule

Date	Opponent	TV/Video	Time
Sept. 1	at Central Michigan	ESPN3	7 p.m.
Sept. 10	at Chattanooga		2 p.m.
Sept. 17	at Campbell	BSN	6 p.m.
Sept. 24	Florida Tech	BSN	7 p.m.
Oct. 8	* at Gardner-Webb	ESPN3	6 p.m.
Oct. 13	* Monmouth	BSN	7 p.m.
Oct. 22	* at Charleston Southern	ESPN3	6 p.m.
Oct. 29	Coastal Carolina	BSN	2 p.m.
Nov. 5	* Liberty	ESPN3	2 p.m.
Nov. 12	* at Kennesaw State	ASN	Noon
Nov. 19	at Florida		TBA

Table of Contents

General Info. / Quick Facts	1
Notes	2-3
Depth Chart	4

Coaches

Head Coach Harold Nichols	6-7
Coaching Staff	8

Players

2016 Roster	10-11
Veteran Bios	12-20
Rookie Bios	21-22

2015 in Review

Overall Stats	24-25
Individual Game-by-Game	26-27
Team Game-by-Game	28-29
Drive Charts	30
Long Plays	30
Individual Career Highs	31
Game-by-Game Starters	31
Game Summaries	32-35
Coaching Records	36

History and Records

Individual Records	38-39
Honor and Awards	40-41
Against All Competition	42
All-Time Results	43-49
Last Time It Happened	50



About Presbyterian College

Presbyterian College is located on a striking 240-acre campus of natural beauty steeped in South Carolina history in Clinton, between Columbia and Greenville, S.C. Since 1880, PC has been offering challenging academics and a culture of honor, ethics, and service that prepares students to be leaders in communities, PC offers its students the benefit of engaging with an exceptional faculty who take individual interest in their students' well-being, both personally and in the classroom. The comfortable, rolling campus has fostered decades of lasting friendships and served as the starting ground for students' lifelong commitment to serving others.

NOTES

PC Begins 104th Season of Football

- Presbyterian is set to begin its 104th season of football in 2016. The program has fielded a football team every season since its inaugural season in 1913. PC has amassed 492 victories in the program's extensive history.
- The 2016 season also marks the 10th season since PC transitioned to Division I in 2007. It was also be the program's eighth season as a Big South member, after joining the league for 2009 season.
- PC has managed 52 winning seasons throughout its history with the last coming in 2014. PC went 6-5 two seasons ago to achieve its first winning record since joining the Big South.
- Prior to turning Division I in 2007, PC was a member of the South Atlantic Conference (SAC) for 32 seasons from 1975 to 2006.

Tough Slate Awaits PC in 2016

- Presbyterian will face one of the toughest schedules at the FCS level this season, which features just four home games the 11-game slate. PC has played nine of the 11 opponents previously and met eight of the 11 opponents last season.
- The Blue Hose will take on FBS foes Central Michigan and Florida, both of which made bowl game appearances in 2015
- PC will also go head-to-head with three teams

that made the FCS playoffs in 2015. The Blue Hose head to Charleston Southern and Chattanooga, before hosting Coastal Carolina as they transition to FBS level.

- The Blue Hose head to both Campbell and Kennesaw State for the first time in each of the respective series histories. The Camels and Owls look to get revenge, as PC took both contests in Clinton last season.
- PC faces Central Michigan and Florida Tech for the first time in the history of the program. The Blue Hose have won five straight games against non-FBS opponents in the first-ever meeting between the teams. They will look to continue that streak against the Panthers, while going for their first win against an FBS foe against Central Michigan.
- The Blue Hose wrap up the season with a trip to Florida to face the Gators for the second time in the program's history. The only other meeting between PC and Florida came on November 17, 1945 in Gainesville, Fla. The Gators claimed a 17-0 victory in that meeting

Thursday Night Lights

- The 2016 schedule also features a pair of Thursday night games for the Blue Hose, a first for the program since moving to Division I.
- PC will open the year on Thursday, September

1 at Central Michigan in the first-ever meeting between the two teams.

- PC will then host Monmouth on Thursday, October 13 in its first Thursday home game since 1992. The last PC home game played on Thursday came on Thanksgiving Day, Nov. 26, 1992, against Newberry.
- The Blue Hose enter this season having played three Thursday games since 2007. The last came at Wake Forest in 2013 in the season opener. PC also played the Demon Deacons on Thursday in 2010 to open the season. The third came in 2013 at Samford in the third game of the season.

Defense Looks to Replace Key Departures

- PC returns just five of its 11 starters on defense from last year's squad, which featured a heavy group of veterans.
- The departures include All-Big South players Ed Britt, Donelle Williams and Ugonna Akoh, who combined for 243 tackles and 17.0 tackles for loss last season and had 87 career starts between them. The Blue Hose also look to fill starting spots left by Shonquille Byers, DaRon Dickey and Darius Norfleet.
- **Obinna Ntiasagwe**, PC's leader in sacks (5.5) from last season, is back to anchor the defense up front. He is joined by returning lineman **Curtis Bey**,



NOTES

Kamren Mack, Khari Rosier, Gyasi Yeldell and Derrick Washington. The veteran group should allow PC to continue its focus on stopping the run.

- **Steve Osondu, Kevin Green and Rock Ya-Sin** return in the secondary, while **Joaquin Ross, Jordan Guyton** and **Grant Biedel** will likely be counted on at linebacker.

Offense Returns Seven Starters

- PC returns seven starters on the offensive side of the ball from the 2015 squad with two offensive lineman and wide receivers departing.

- The group is led by first team All-Big South running back **Darrell Bridges**, who accounted 44.5 percent of PC's offensive yards last season and 34.8 of its points.

- Key returners include redshirt sophomore quarterback **Ben Cheek**, who started the final four games of the season, along with seniors **Ryan Bristow, Joseph Purter** and **Daryl Wilson**.

- **Zach Cooper, Frank Keller** and Bristow will anchor the offensive line after losing starters Austin Allen and Ryan Railey from the 2015 squad. **Thomas Hughes, Tobias Hagins** and **Zach Darst** will likely see an increased role in 2016.

- **Dashawn Davis** had a strong freshman season for the Blue Hose, catching two of the team's three passing touchdowns in 2015, and will be counted on at wideout, in addition to being a kick and punt returner, alongside Wilson. Returners **Darquez Watson, Hayden Sanders** and **Zola Davis** will also play a role in catching passes in 2016.

Bridges Back After Big Year

- **Darrell Bridges** returns for his redshirt junior season after rushing for 1,065 yards last season, the first 1,000-yard rushing season in PC's Division I era. With the departure of Coastal Carolina's De'Angelo Henderson, Bridges returns as the leading rusher in the Big South from last season.

- Bridges was the first PC running back to be named All-Big South since 2011 when Lance Byrd was named second team All-Conference. Bridges is the first PC running back to earn first team All-Big South honors since the Blue Hose joined the league in 2009. The last PC running back to earn first team All-Conference honors was Steve Gorrie in 1995.

- Bridges led the league in rushing attempts (224) and had the longest run of the season by a Big South player, an 84-yard rush against Kennesaw State on November 14.

- The native of Chattanooga, Tenn. rushed for at least 100 yards six times and established a new career high with 186 yards against Coastal Carolina. He had three straight games of at least 100 yards rushing against Chattanooga, Western Carolina and Coastal Carolina. He led the team with eight touchdowns for a team-high 48 points.

- His 125 yards against Miami (OH) in the season opener was the fifth-most rushing yards by a Big South player against an FBS opponent in league history.

Ntiasagwe, Obinna Ntiasagwe

- Obinna Ntiasagwe, one of the most difficult names on the team to pronounce, also proved difficult to block in 2015, racking up 7.0 tackles for loss and a team-high 5.5 sacks as a part of his 41 tackles for the year.

- He finished the season fourth in the Big South in sacks last season and led PC, who finished third in the conference as a team in the category with 20.0. His 5.5 sacks also rank third in a single season in PC's Division I history.

- Recorded 1.0 sack in three straight games against Campbell, Chattanooga and Western Carolina.

- He totaled 41 total tackles on the season, ranking second among returning PC players in 2016.

- Ntiasagwe forced a fumble at Western Carolina that was recovered by Ugonna Akoh and returned for a touchdown.

Cheek Looks to Take a Step Forward

- Quarterback Ben Cheek returns to lead the offense in 2016 after starting the final four games of the 2015 season and helping PC to a 14-6 victory over Kennesaw State in the season finale.

- He played in eight games last season, while making five starts. His first career start came against Campbell, as went 2-for-6 passing for 23 yards in PC's 23-13 victory over the Camels.

- He established career highs for passing against Monmouth, going 9-for-18 for 93 yards and a touchdown against the Hawks.

- He led the team in rushing at Liberty, carrying the ball 14 times for a season-high 68 yards.

- Compiled a passing efficiency over 100 in his final two games of the season

Back Under the Lights

- PC will play two home night games for the third straight season, hosting Florida Tech and Monmouth at 7 p.m. on September 24 and October 13, respectively.

- Since night games came to Bailey Memorial Stadium in 2014, PC is 3-1 under the lights.

- The Blue Hose opened the 2014 season with a night game against Bluefield that ended in a 69-14 rout. PC then earned a 10-7 win over 12th-ranked Furman the following week under the lights (and in the fog.)

- PC topped Campbell 23-13 on Sept. 19 last season to improve to 3-0 in night games. Chattanooga ended the unbeaten night streak the following week with a 21-0 victory over the Blue Hose.

Nichols at the Helm

- Head coach **Harold Nichols** returns for his eighth season leading the program and begins his 14th season as a coach at PC overall. Nichols, a 1990 graduate of Presbyterian, took over the program in 2009 after one season as an assistant at Bucknell.

- Nichols was named the Big South Co-Coach of the Year in 2014, his first such honor, after leading PC to a 6-5 record, its first winning season in Division I. The Blue Hose also went 3-2 against Big South opponents, its first winning mark in league play.

- Nichols is also the Vice President of the FCS Executive Committee of the American Football Coaches Association (AFCA). He will serve as VP in 2016 before taking over as President for a year in 2017.

New Faces on Staff

- Three new faces have joined in the Presbyterian coaching staff for the 2016 season. **Adams Mims** has joined the program as wide receivers, while **Kyle Pope** signed on as defensive line coach and **Roland Matthews** joins as defensive line coach and equipment coordinator.

- Offensive coordinator **Todd Varn** returns for his sixth season at PC. The 2016 season will also mark the 14th overall at PC for defensive coordinator **Tommy Spangler**, including his fourth since returning as defensive coordinator in 2013.

- The remainder of the staff remains intact as **David Dunagan, Mitch Hall, Joey Orck** and **Clay Hodges** return in their respective roles.

Bethel Gives Back

- Former three-time All-Big South cornerback and now three-time Pro Bowler Justin Bethel, a member of the Arizona Cardinals, gave back to his alma mater by providing the funds necessary to open the Justin Bethel Hydrotherapy Facility earlier this summer.

- Bethel, who begin his fifth season in the NFL this fall, was able to help provide an addition to the current sports medicine facility on PC's campus with cold tubs to support hydrotherapy.

- The facility was dedicated in a ceremony that included Bethel, head coach Harold Nichols and PC president Bob Staton on June 25.

PRESEASON DEPTH CHART

OFFENSE

LT	76 TOBIAS HAGINS	6-3	285	So.
	75 Adonis Sealey	6-3	275	Fr.
LG	62 ZACH DARST	6-2	280	So.
	61 Frank Keller	6-0	280	RSO.
C	69 ZACH COOPER	6-0	275	RSO.
	65 Eli Teeselink	6-0	280	RFr.
RG	67 THOMAS HUGHES	6-3	275	Jr.
	78 John Biscardi	6-3	285	Jr.
RT	54 RYAN BRISTOW	6-5	270	RSr.
	51 Ralph Singleton	6-4	250	Fr.
TE	88 JOSEPH PURTER	6-3	240	Sr.
	13 Zola Davis	6-2	205	So.
X	9 DARQUEZ WATSON	6-2	210	Jr.
	81 Cedric Frazier	6-0	205	Fr.
Slot	5 DASHAWN DAVIS	5-9	160	So.
	11 Kyle Goddard	5-11	185	RFr.
QB	8 BEN CHEEK	6-0	180	RSO.
	15 Will Brock	6-2	195	RJr.
TB	10 DARRELL BRIDGES	6-1	200	RJr.
	6 Levent Sands	6-0	180	Sr.
Slot	7 DARYL WILSON	6-0	180	Sr.
	86 Damien McGhee	6-1	195	Fr.
Z	87 HAYDEN SANDERS	6-4	200	RJr.
	82 Maylisha Flanders	6-2	194	RSO.

DEFENSE

LE	90 GYASI YELDELL	6-2	250	Jr.
	73 Ryan Brown	6-3	230	Sr.
LT	44 KAMREN MACK	6-2	240	Sr.
	98 Curtis Bey	6-3	300	Sr.
RT	3 OBINNA NTIASAGWE	6-2	240	RJr.
	94 Derrick Washington	6-2	300	Sr.
RE	2 KHARI ROSIER	6-3	230	Sr.
	96 Brien Washington	6-3	200	RSO.
Will	28 MICHAEL FISHER	5-9	165	RSO.
Mike	40 JOAQUIN ROSS	6-0	225	Sr.
	55 Jordan Guyton	5-10	215	RSO.
Sam	47 GRANT BEIDEL	6-1	200	RJr.
	36 Maleek Catchings	6-4	215	RSO.
LCB	1 STEVE OSONDU	5-11	180	Jr.
	20 Kenneth Coleman	6-0	170	So.
SS	4 KEVIN GREEN	6-0	180	Sr.
	25 Ryan Burgess	6-1	190	RSO.
FS	23 Robert Baker	6-3	185	RSO.
OR	21 Jaylen Lindsay	6-3	210	RSO.
RCB	18 ROCK YA-SIN	6-1	185	So.
	20 Kenneth Coleman	6-0	170	So.

SPECIAL TEAMS

PK	9 BRETT NORTON	6-0	165	So.
	57 Tim Hartshorn	6-1	165	RFr.
P	9 BRETT NORTON	6-0	165	So.
KO	57 Tim Hartshorn	6-1	165	RFr.
LS	38 Brandt Cameron	6-3	200	Fr.
H	15 Will Brock	6-2	195	RJr.
KR	5 DaShawn Davis	5-9	160	Fr.
	31 Steve Osondu	5-11	180	So.
PR	5 DaShawn Davis	5-9	160	Fr.

PRONUNCIATION GUIDE

Grant Beidel	BYE-dull
Curtis Bey	Bay
DaShawn Davis	DUH-shawn
Zola Davis	ZOE-la
Imani Heslop	ee-MA-knee
Obinna Ntiasagwe	oh-BEE-nah n-tee-AH-suh-way
Chris Prouty	prow-DEE
Khari Rosier	kah-REE
Joaquin Ross	WAH-keen
Levent Sands	LEH-vent
Gyasi Yeldell	JYE-see

START CHART

Offense	14	15	Strk	Car
Bristow	11	7	-	18
Cooper	-	11	11	11
Purter	2	9	6	11
Bridges	1	10	2	11
Wilson	1	9	4	10
Keller	2	7	-	9
Hughes	-	7	-	7
Cheek	-	5	4	5
D. Davis	-	3	-	3
Watson	2	1	-	3
Hilton	-	1	-	1

Defense	14	15	Strk	Car
Osondu	8	11	11	19
Ntiasagwe	4	11	11	16
Rosier	10	1	-	12
Mack	2	7	4	9
Washington	8	-	-	8
Burk	-	7	7	7
Green, K.	-	6	5	6
Bey	-	3	3	3
Ross	-	3	-	3
Sands	2	-	-	2
Ya-Sin	-	2	-	2
Biedel	-	1	1	1
Brown, R.	1	-	-	1
Coleman	-	1	-	1
Guyton	-	1	-	1

Most Career Starts (Active)

Steve Osondu.....	19
Ryan Bristow.....	18
Obinna Ntiasagwe.....	16

Longest Streaks (Active)

Zach Cooper.....	11
Obinna Ntiasagwe.....	11
Steve Osondu.....	11

MEET THE COACHES



2016 PC FOOTBALL

HEAD COACH HAROLD NICHOLS



8th Season as Head Coach 14th Season at PC Overall

Nichols begins his eighth season at the helm of the Blue Hose in 2016, one year removed from being named Big South Co-Coach of the Year in 2014.

Last season, the Blue Hose managed a 2-9 record with a number of close contests, as six games were decided by eight points or less. Despite the struggles, PC had five players named All-Big South, including four earning first-team honors. Darrell Bridges, Ed Britt, Stephen

Doar and Donelle Williams each were named to the All-Big South first team, while Ugonna Akoh claimed a spot on the second team. In addition, Akoh was named a second team CoSIDA Academic All-American under the guidance of Nichols, the first such honor for a PC student-athlete in the program's Division I era.

Nichols led PC to a 6-5 record in 2014, the program's first winning season since 2007 and its first-ever as a member of the Big South. He guided the Blue Hose to ranked wins over No. 12 Furman and No. 22 Charleston Southern and the team's two road wins stand as the most since three in 2007. Against FCS competition, PC finished with a 5-2 record and its only two losses came to FCS playoff teams Coastal Carolina and Liberty. PC's defense set new school Division I records in nearly every category, including total offense yards (4163), opponent points scored (270), opponent touchdowns (36) and opponent total offense per game (378.5 yards). Those records come in a season that saw the Blue Hose play three FBS teams and against FCS competition, PC allowed only 15.9 points and 310.0 total offense yards per game.

The Blue Hose also picked up seven Big South weekly awards under Nichols.

On January 14, 2009, Presbyterian College Athletics announced the hiring of Harold Nichols as the head football coach.

Nichols, a 1989 alumnus of PC, came back to the Blue Hose family on January 14, 2009, from Bucknell. Nichols served as the offensive coordinator and assistant since January 2008.

Under Nichols, PC finished the 2011 season with its most overall wins since 2008. Its three Big South wins were the most since joining the Conference. The Blue Hose closed out the season with back-to-back wins, its first two-game win streak since 2008.

The Blue Hose went 4-1 at home in 2011 for their most wins at Bailey Memorial Stadium since a 4-2 mark in 2008.

Justin Bethel, who became the Big South all-time leader in blocked kicks, as well as solo tackles, was the first person drafted by the NFL under Nichols' watch. He went to the Arizona Cardinals in the sixth round.

In 2010 Nichols led his team to its first Big South win with the 26-24 victory over Gardner Webb and posted an overall record of 2-9. Four players earned honors with Jared Trandon Dendy, Derek Brown, Justin Bethel and Patrick Morgan picking up Big South All-Conference selections. Jared Tavernier was named to the ESPN the Magazine/CoSIDA Academic All-District team. Several were selected Players-of-the-Week this past season, including Brian Davis, Patrick Morgano, Cam Miller, Jimmy Pruitt and Ryan Singer.

In his first season, Nichols guided PC through its most difficult Division I schedule. Three Blue Hose earned all-conference honors. Defensive standout Justin Bethel, in addition to wideout Patrick McKoy and long snapper Matt Quinn earned second-team accolades.

The Nichols File

Head Coach

- Presbyterian College (2009-Present)
17-58 career record

Assistant Coach

- Bucknell (2008)
- Rhode Island (2000-2007)
- Presbyterian College (1996-1999)
- Georgia Southern (1992-1995)
- Presbyterian College (1990-1991)

Playing Experience

- Presbyterian College (1985-1989)

Education

- Presbyterian College (1989)
Bachelor's degree in political science
Minor in physical education



HEAD COACH HAROLD NICHOLS

NICHOLS VS. ALL OPPONENTS

Team	Last	Record	Team	Last	Record
Bluefield	2014	1-0	Miami (OH)	2015	0-1
Brevard	2013	2-0	Monmouth	2015	1-1
California	2011	0-1	NC State	2014	0-1
Campbell	2015	1-0	North Greenville	2011	1-1
Charleston Southern	2015	2-6	Northern Illinois	2014	0-1
Charlotte	2015	0-2	Old Dominion	2009	0-1
Chattanooga	2015	0-2	Ole Miss	2014	0-1
Clemson	2010	0-1	Point	2013	1-0
Coastal Carolina	2015	0-7	Stony Brook	2012	0-4
Davidson	2012	^ 1-0	The Citadel	2010	0-2
Elon	2009	0-1	Vanderbilt	2012	0-1
Furman	2014	1-4	VMI	2013	2-3
Georgia Southern	2011	0-1	Wake Forest	2013	0-2
Georgia Tech	2012	0-1	Western Carolina	2015	1-1
Gardner-Webb	2015	^ 2-4	Wofford	2013	0-2
Kennesaw State	2015	1-0	^ wins in 2010 later vacated		
Liberty	2015	0-7	2016 opponents denoted in bold		

Under Nichols' watch, newcomers Lance Byrd and Patrick Morgano accounted for four Big South Conference Freshman of the Week honors. One such award for Byrd came on the heels of his school-record 274 rushing yards in his first career start.

In 2008, the Bison racked up 24.6 points per contest in Nichols' lone season with the squad. He helped guide the offense to a season-high 48 points in the season-opening victory over Duquesne, 48-42. In addition to his offensive coordinator duties, Nichols also coached the quarterbacks and running backs. Nichols coached all-conference selection Shawn Pasternak, who totaled a school-record 72 catches for 1,083 yards and 12 touchdowns. His quarterbacks combined to pass for 158-258 (61 percent) and 2,063 yards for 20 touchdowns against just seven interceptions.

Under Nichols, the offense amassed its highest points per game average since 2004, tallying 269 points for the season. The team was just three points shy of eighth place on the program's all-time list. Nichols' spread option attack resulted in Bucknell throwing for more than 2,000 yards for the first time since 2001. In the vaunted running attack, six different student-athletes registered at least 100 yards on the ground, totalling more than 1,600 rushing yards for the season.

Prior to joining Bucknell, Nichols was the associate head coach and offensive coordinator at Rhode Island beginning in April 2000. He also coached the quarterbacks and running backs.

In 2006 Coach Nichols earned the Michael Campbell Top Assistant Coach Award by the All-America Football Foundation.

In 2005, Rhode Island ranked third in the nation in rushing and led the Atlantic 10 with 318.6 yards per game along with 31 touchdowns. It was the second-highest rushing total in school history. In 2000, the Rams rang up a then-school record 2,244 yards on the ground. In 2001 they piled up 2,565 yards for a 233.2 average, third highest in the Atlantic 10 and a new school record. The Rams topped that total by amassing 2,904 yards in 2002.

In 2003, the Rams rambled for 4,005 yards on the ground, second most in the nation, while setting the Atlantic 10 record and yet another school rushing mark. The Rams rushed for 3,074 yards in 2004, second most in school annals. This past season, the Rhode Island finished second in the Atlantic 10 in rushing (192.0) while averaging 308.1 yards of offense.

After graduating from Presbyterian College in 1989 with a degree in political science and a minor in physical education, Nichols began his coaching career on the Blue Hose sideline in 1990. As an assistant coach, he worked with the



quarterbacks and running backs while serving dual roles as he was also the director of campus life for the team members.

In July 1992, Nichols started his coaching tenure with Georgia Southern as the assistant coach and recruiting coordinator. There, he worked with a variety of student-athletes including wide receivers, running backs, defensive ends, kickers and specialists. His responsibilities included assignment of coaches, being in charge of all visits (official and unofficial), evaluations and all NCAA compliance matters. He helped guide the team to the 1993 Southern Conference title and two Division I-AA playoff berths (1993, 1995).

In each of those years, the team won its first-round game before falling to the eventual national champion (Youngstown State and Montana) and finished 10-3. In five years, Nichols helped the Eagles to a 33-15 mark.

Nichols returned to PC in December of 1996 in the same role he had at Georgia Southern. In his return to PC, Nichols coached the wide receivers, kickers and specialists. He helped head coach Daryl Dickey take the Blue Hose from 5-6 in 1997 to 8-3 and 7-4 the next two seasons before taking the job at Rhode Island.

He and his wife, Dee, have an older daughter, Cassie, and twins, Corey and Cameron. Cassie will be a student at PC this fall and join the softball program.

COACHING STAFF



TODD VARN

Associate Head Coach
Offensive Coordinator / QBs
8th Season
NC State '92



TOMMY SPANGLER

Defensive Coordinator
Secondary
14th Season
Georgia '84



DAVID DUNAGAN

Linebackers
Special Teams Coordinator
8th Season
Presbyterian '08

@CoachDunagan



MITCH HALL

Running Backs / Tight Ends
5th Season
Western Carolina '03

@MitchHall15



JOEY ORCK

Offensive Line
5th Season
Presbyterian '08

@JoeyOrck



CLAY HODGES

Secondary
3rd Season
Kennesaw State '14

@CoachHodgesPC



ADAM MIMS

Wide Receivers
1st Season
Furman '10

@Coach_Mims2



KYLE POPE

Defensive Line
1st Season
Jacksonville State '15

@Coach_KPope




ROLAND MATTHEWS

Defensive Line
Equipment Coordinator
1st Season
Presbyterian '14

@Coach_Rmatthews



MEET THE PLAYERS



2016 PC FOOTBALL

2016 ROSTER

NUMERICAL ROSTER

No.	Name	Pos.	Ht.	Wt.	Yr.	Hometown	Previous School
1	Steve Osondu	DB	5-11	180	Jr.	McDonough, Ga.	Luella HS
2	Khari Rosier	DL	6-3	230	Sr.	Lithonia, Ga.	Chamblee HS
3	Obinna Ntiasagwe	DL	6-2	240	RJr.	Columbia, S.C.	Ridge View HS
4	Kevin Green	DB	6-0	180	Sr.	Greensboro, N.C.	High Point Central HS
5	DaShawn Davis	WR	5-9	160	So.	Inman, S.C.	Chapman HS
6	Levent Sands	RB	6-0	180	Sr.	St. Augustine, Fla.	St. Augustine HS
7	Daryl Wilson	WR	6-1	200	Sr.	Hendersonville, N.C.	Hendersonville HS
8	Ben Cheek	QB	6-0	180	RSo.	Franklin, Ga.	Franklin HS
9	DarQuez Watson	WR	6-2	210	Jr.	St. Petersburg, Fla.	Lakewood HS
10	Darrell Bridges	RB	6-1	200	RJr.	Chattanooga, Tenn.	Ridgeland HS
11	Kyle Goddard	WR	5-11	185	RFr.	Leonardtown, Md.	Old Dominion
12	Mario Cusano	QB	6-1	185	Fr.	Greer, S.C.	Greer HS
12	Brett Norton	K	6-0	165	So.	Walhalla, S.C.	Walhalla HS
13	Zola Davis	TE/RB	6-2	205	So.	North Charleston, S.C.	Wando HS
14	Elijah Turner	ATH	6-0	195	Fr.	Pickens, S.C.	Seneca HS
15	Will Brock	QB	6-2	195	RJr.	Cleveland, Ga.	White County HS
16	John Walker	QB	6-0	180	RSo.	Simpsonville, S.C.	Southside Christian School
17	Cal King	QB	6-3	205	RFr.	Anderson, S.C.	Westside HS
18	Rock Ya-Sin	DB	6-1	185	So.	Decatur, Ga.	Southwest Dekalb HS
19	Vicen'te Thompkins	DB	6-0	200	Fr.	Augusta, Ga.	Laney HS
20	Kenneth Coleman	DB	6-0	170	So.	Jacksonville, Fla.	Providence HS
21	Jaylen Lindsay	DB	6-3	208	RSo.	Newberry, S.C.	Newberry HS
22	Gardner Duckworth	P	6-0	180	RFr.	Augusta, Ga.	Richmond Academy
22	Antonio Leroy	LB	5-11	200	Fr.	Albany, Ga.	Monroe HS
23	Robert Baker	DB	6-3	185	RSo.	Conyers, Ga.	Salem HS
24	Malachi Brown	DB	5-11	180	Fr.	Jonesboro, Ga.	Stockbridge HS
25	Ryan Burgess	DB	6-1	190	RSo.	Chamblee, Ga.	Chamblee HS
26	Khri Pam	DB	5-11	185	Fr.	Blythewood, S.C.	Blythewood HS
27	Mike Chavous	DB	5-9	180	RFr.	North Augusta, S.C.	North Augusta HS
28	Michael Fisher	DB	5-9	165	RSo.	Mooresville, N.C.	South Iredell HS
29	Joey Junius	DB	5-11	190	Fr.	Winder, Ga.	Winder-Barrow HS
30	Michael Hector	LB	5-11	200	Fr.	Decatur, Ga.	Columbia HS
31	Nick Moss	LB	6-0	215	Fr.	Dearing, Ga.	Thomson HS
33	Jordan Fair	RB	6-1	215	Fr.	McBee, S.C.	McBee HS
34	Dante Boyd	LB	6-1	240	So.	Prosperity, S.C.	Mid-Carolina HS
35	Glass Wilson	RB	5-11	190	Fr.	New Port Richey, Fla.	Ridgewood HS
36	Maleek Catchings	DL	6-4	215	RSo.	Marietta, Ga.	Wheeler HS
37	R.J. Bacon	P	6-1	170	Fr.	Columbia, S.C.	Spring Valley HS
38	Brandt Cameron	LS	6-3	200	So.	Suwanee, Ga.	North Gwinnett HS
40	Joaquin Ross	LB	6-0	225	Sr.	Covington, Ga.	Alcovy HS
41	Jackson Boland	P	5-10	170	RSo.	Ware Shoals, S.C.	Ware Shoals HS
42	DeAngelo Drayton	RB	6-0	195	Fr.	Aiken, S.C.	Silver Bluff HS
43	Cody Montgomery	TE	6-3	200	RFr.	Richburg, S.C.	Lewisville HS
44	Kamren Mack	DL	6-2	240	Sr.	Lithonia, Ga.	Chamblee HS
46	Marquise Inabinet	FB	6-0	245	So.	Columbia, S.C.	Georgia Military College
47	Grant Beidel	LB	6-1	200	RJr.	Roswell, Ga.	Roswell HS
48	Jerry Burk	LB	6-3	220	RSo.	Concord, N.C.	Concord HS
48	Zane Dimiati	TE	6-3	215	Fr.	Greenwood, S.C.	Greenwood HS
49	Hayden Caraway	LB	5-11	215	RSo.	Morganton, N.C.	Robert Patton HS
51	Ralph Singleton	OL	6-4	250	Fr.	Sumter, S.C.	Lakewood HS
52	Jerius Duncan	OL	6-0	270	Fr.	Simpsonville, S.C.	Woodmont HS
53	Guy Revelle	OL	6-4	250	RFr.	Tampa, Fla.	Jesuit HS
54	Ryan Bristow	OL	6-5	270	RSr.	High Point, N.C.	SW Guilford HS
55	Jordan Guyton	LB	5-10	215	RSo.	Tampa, Fla.	Robinson HS
56	Micah Culbreth	DL	6-1	208	RJr.	Savannah, Ga.	Calvary Day HS
57	Tim Hartshorn	K	6-1	165	RSo.	Cumming, Ga.	West Forsyth HS
59	Detrel Rush	FB	6-0	230	Fr.	Greeleyville, S.C.	C.E. Murray HS

ALPHABETICAL ROSTER

No.	Name	Pos.
37	R.J. Bacon	P
23	Robert Baker	DB
47	Grant Beidel	LB
98	Curtis Bey	DL
78	John Biscardi	OL
41	Jackson Boland	P
34	Dante Boyd	LB
93	Michael Branch	DT
10	Darrell Bridges	RB
54	Ryan Bristow	OL
15	Will Brock	QB
70	Thomas Broom	OL
24	Malachi Brown	DB
73	Ryan Brown	DL
	Creighton Buchanan	ATH
25	Ryan Burgess	DB
48	Jerry Burk	LB
99	William Callaway	DE
38	Brandt Cameron	LS
49	Hayden Caraway	LB
80	Lucas Catalfomo	WR
36	Maleek Catchings	DL
79	Alexander Caughman	K
27	Mike Chavous	DB
8	Ben Cheek	QB
20	Kenneth Coleman	DB
69	Zach Cooper	OL
92	Amos Corgelas	DE
56	Micah Culbreth	DL
12	Mario Cusano	QB
62	Zach Darst	OL
5	DaShawn Davis	WR
13	Zola Davis	TE/WR
48	Zane Dimiati	TE
42	DeAngelo Drayton	RB
22	Gardner Duckworth	P
52	Jerius Duncan	OL
33	Jordan Fair	RB
28	Michael Fisher	DB
82	Malysha Flanders	WR
81	Cedric Frazier	WR
11	Kyle Goddard	WR
4	Kevin Green	DB
55	Jordan Guyton	LB
76	Tobias Hagins	OL
57	Tim Hartshorn	K
	Shadarius Harvey	WR
30	Michael Hector	LB
85	Riley Hilton	TE
	Connor Holden	TE
67	Thomas Hughes	OL
46	Marquise Inabinet	FB
29	Joey Junius	DB
61	Frank Keller	OL
71	Joe Kelly	OL
95	Taylor Key	TE
17	Cal King	QB

2016 ROSTER

NUMERICAL ROSTER

No.	Name	Pos.	Ht.	Wt.	Yr.	Hometown	Previous School
60	Paul Peart	LB	5-11	215	Fr.	Summerville, S.C.	Cane Bay HS
61	Frank Keller	OL	6-0	280	RSo.	Wilmington, N.C.	Ashley HS
62	Zach Darst	OL	6-2	280	So.	Seneca, S.C.	Seneca HS
63	Matthew Tindall	OL	6-0	260	Fr.	Columbia, S.C.	Dreher HS
64	Matt Mellette	OL	6-1	245	Fr.	Belmont, N.C.	South Point HS
65	Eli Teeselink	OL	6-0	280	RFr.	Waconia, Minn.	IMG Academy
67	Thomas Hughes	OL	6-3	275	Jr.	Cordova, S.C.	Edisto HS
68	Darius Rowe	DL	6-1	315	RSo.	Villa Rica, Ga.	Villa Rica HS
69	Zach Cooper	OL	6-0	275	RSo.	Roebuck, S.C.	Dorman HS
70	Thomas Broom	OL	6-0	265	RSo.	York, S.C.	York HS
71	Joe Kelly	OL	6-2	275	RSo.	Lawrenceville, Ga.	Brookwood HS
73	Ryan Brown	DL	6-3	230	Sr.	Apex, N.C.	Hargrave Military Academy
75	Adonis Sealey	OL	6-3	275	Fr.	Hamer, S.C.	Dillon HS
76	Tobias Hagins	OL	6-3	285	So.	Baxley, Ga.	Appling County HS
78	John Biscardi	OL	6-3	285	Jr.	Fleming Island, Fla.	Fleming Island HS
79	Alexander Caughman	K	6-1	150	Fr.	Batesburg, S.C.	Batesburg-Leesville HS
80	Lucas Catalfomo	WR	6-1	185	Fr.	Anderson, S.C.	T.L. Hanna HS
81	Cedric Frazier	WR	6-0	205	Fr.	Miami, Fla.	Miami Northwestern HS
82	Malysa Flanders	WR	6-2	194	RSo.	Lombard, Ill.	Eastern Michigan
83	Ny'j Smith	WR	6-2	170	Fr.	Jackson, Ga.	Jackson HS
84	DeAndre' Ryan	WR	5-9	180	Fr.	North Augusta, S.C.	Strom Thurmond HS
85	Riley Hilton	TE	6-2	210	Jr.	Fort Mill, S.C.	Nation Ford HS
86	Damien McGhee	WR	6-1	195	Fr.	Jacksonville, Fla.	Trinity Christian Academy
87	Hayden Sanders	WR	6-4	200	RJr.	Weddington, N.C.	Charlotte Christian School
88	Joseph Purter	TE	6-3	240	Sr.	Columbus, Ga.	Shaw HS
89	Jameel Padgett	TE	6-4	215	Fr.	Jacksonville, Fla.	Englewood HS
90	Gyasi Yeldell	DL	6-2	250	Jr.	Aiken, S.C.	Silver Bluff HS
91	Tyler Sheppard	DL	6-2	215	RSo.	Grovetown, Ga.	Harlem HS
92	Amos Corgelas	DE	6-4	220	Fr.	Fort Meyers, Fla.	Fort Meyers HS
93	Michael Branch	DT	6-2	270	Fr.	Pleasant Garden, N.C.	SE Guilford HS
94	Derrick Washington	DL	6-2	300	Sr.	Milledgeville, Ga.	Baldwin HS
95	Taylor Key	TE	6-4	210	RJr.	West Columbia, S.C.	Airport HS
96	Brien Washington	DB	6-3	200	RSo.	Columbia, S.C.	Richland Northeast HS
97	KJ Presley	DL	6-1	260	Fr.	Trussville, Ala.	Hewitt-Trussville HS
98	Curtis Bey	DL	6-3	300	Sr.	Columbia, S.C.	Ridge View HS
99	William Callaway	DE	6-4	200	Fr.	Stone Mountain, Ga.	Towers HS
	Creighton Buchanan	ATH	6-4	185	Fr.	Alpharetta, Ga.	King's Ridge Christian School
	Shadarius Harvey	WR	5-8	151	Fr.	Laurens, S.C.	Laurens HS
	Connor Holden	TE	6-4	205	Fr.	Simpsonville, S.C.	Southside Christian School
	Jonathan Kissenberth	K	6-0	150	Fr.	Simpsonville, S.C.	Southside Christian School
	Nathan Reilly	QB	5-11	180	RFr.	Mauldin, S.C.	Mauldin HS
	Shiheem Rutherford	LB	5-10	215	RFr.	Atlanta, Ga.	Mays HS
	Josh Urwick	WR	5-10	160	Fr.	Clinton, S.C.	Laurens Academy

ALPHABETICAL ROSTER

No.	Name	Pos.
	Jonathan Kissenberth	K
22	Antonio Leroy	LB
21	Jaylen Lindsay	DB
44	Kamren Mack	DL
86	Damien McGhee	WR
64	Matt Mellette	OL
43	Cody Montgomery	TE
31	Nick Moss	LB
9	Brett Norton	K
3	Obinna Ntiasagwe	DL
1	Steve Osondu	DB
89	Jameel Padgett	TE
26	Khri Pam	DB
60	Paul Peart	LB
97	KJ Presley	DL
88	Joseph Purter	TE
	Nathan Reilly	QB
53	Guy Revelle	OL
2	Khari Rosier	DL
40	Joaquin Ross	LB
68	Darius Rowe	DL
59	Darel Rush	FB
	Shiheem Rutherford	LB
84	DeAndre' Ryan	WR
6	Levent Sands	RB
87	Hayden Sanders	WR
75	Adonis Sealey	OL
91	Tyler Sheppard	DL
51	Ralph Singleton	OL
83	Ny'j Smith	WR
65	Eli Teeselink	OL
19	Vicen'te Thompkins	DB
63	Matthew Tindall	OL
14	Elijah Turner	ATH
	Josh Urwick	WR
16	John Walker	QB
96	Brien Washington	DB
94	Derrick Washington	DL
9	DarQuez Watson	WR
7	Daryl Wilson	WR
35	Glass Wilson	RB
18	Rock Ya-Sin	DB
90	Gyasi Yeldell	DL

COACHING STAFF

Position	Name	Alma Mater	Season at PC	Years
Head Coach	Harold Nichols	Presbyterian ('90)	^ 14th	1991, 92, 96-99, 2009-16
Offensive Coordinator/QBs	Todd Varn	NC State ('92)	8th	2005, 06, 11-16
Defensive Coordinator/Secondary	Tommy Spangler	Georgia ('84)	*14th	1997-2006, 13-16
Linebackers/Special Teams	David Dunagan	Presbyterian ('08)	8th	2009-16
Runnings Backs/Tight Ends	Mitch Hall	Western Carolina ('03)	5th	2005, 06, 14-16
Offensive Line	Joey Orck	Presbyterian ('08)	5th	2012-16
Defensive Secondary	Clay Hodges	Kennesaw State ('14)	3rd	2014-16
Wide Receivers	Adam Mims	Furman ('10)	1st	2016
Defensive Line	Kyle Pope	Jacksonville State ('15)	1st	2016
Defensive Line/Equipment Coordinator	Roland Matthews	Presbyterian ('14)	1st	2016

^ - includes six seasons as an assistant coach (1991, 92, 1996-99); * served as head coach from 2001-06;

VETERAN BIOS



ROBERT BAKER

DB • 6-3 • 185 • RSo.
Conyers, Ga.
Salem HS


2015: Played in eight games, primarily on special teams, recording three tackles...made one tackle against Western Carolina, Charleston Southern and Gardner-Webb

2014: Redshirted

High School: Was a varsity football and basketball player in high school...earned GHSA Magazine All-Academic First-Team honors...recorded 33 tackles and five PDFL as a senior...Future Business Leaders of America member...chose PC because he felt it was the best fit for he and his family

Personal: Born May 30, 1996...parents are Robert and Francine Baker...intends to major in chemistry

Year	G-S	Hit	Ast	Tot	TFL	Sacks	Int	QP	PBU
2015	8-0	1	2	3	0-0	0-0	0-0	0	0



GRANT BEIDEL

LB • 6-1 • 200 • R.Jr.
Roswell, Ga.
Roswell HS

2015: Played in all 11 games, making one start in the season finale against Kennesaw State...recorded 24 tackles on the season...totaled a career-high 10 tackles to lead the team in PC's win over KSU...made three stops against both FBS opponents Miami (OH) and Charlotte...made at least one tackle in each of the final six games

2014: Played in five games...made a career-high 5 tackles against Northern Illinois...posted a total of 6 tackles during the season, with another coming in PC's win over Bluefield.

2013: Redshirted

Year	G-S	Hit	Ast	Tot	TFL	Sacks	Int	QP	PBU
2014	5-0	3	3	6	0.5-0	0-0	0-0	0	0
2015	11-1	16	8	24	0-0	0-0	0-0	0	1
Totals	16-1	19	11	30	0.5-0	0-0	0-0	0	1



CURTIS BEY

DL • 6-3 • 300 • Sr.
Columbia, S.C.
Ridge View HS

2015: Played in all 11 games, making four starts...totaled 28 tackles, including 4.0 tackles for loss and 2.0 sacks...recorded a career-high six tackles, including 1.0 tackle for loss, against Gardner-Webb...made five stops against Charleston Southern with 1.0 tackle for loss and 0.5 sack...tallied four tackles against FBS foe Miami (OH)...recovered a fumble against Gardner-Webb...recorded a tackle in every game

2014: Played in four games...made a career-high two tackles in PC's win against Charleston Southern... also recorded tackles against Liberty and Ole Miss for a season total of four tackles

2013: Played in eight games, starting in one of them, against Coastal Carolina...his two tackles against Wake Forest and Furman were career highs, as well as his one sack and tackle for a loss each against VMI and Brevard

High School: Aside from football, Bey participated on the track team in the shot-put and discus events...earned All-State honors in 2012 and All-Area accolades his sophomore and junior years...he also played in the Shrine Bowl, the fourth player in school history to do so... in three years he has posted 193 tackles, 34 tackles for a loss, 16.5 sacks, four fumble recoveries and three pass break-ups... he was also the senior class secretary, FCA president, and AVID honor society president and went on a Mission trip in 2012 to Nicaragua...he chose PC because he felt like it was a second home...PC has great academics and he felt as though it would help him with his future.

Personal: Son of Fran Hendricks-Bey and Curtis Bey, Sr...born December 29, 1994...majoring in business administration

Year	G-S	Hit	Ast	Tot	TFL	Sacks	Int	QP	PBU
2013	8-1	6	3	9	2.0-15	2.0-15	0-0	0	0
2014	4-0	2	2	4	0-0	0-0	0-0	0	0
2015	11-4	12	16	28	4.0-13	2.0-10	0-0	0	0
Totals	23-5	20	21	41	6.0-28	4.0-25	0-0	0	0



JOHN BISCARDI

OL • 6-3 • 285 • Jr.
Fleming Island, Fla.
Fleming Island HS

2015: Played in four games as a reserve

2014: Played in one game against Bluefield...part of the offensive line that allowed PC to rush for 1915 yards, third-most in the Big South...the offensive line only allowed seven sacks in all Big South games, third-fewest in the conference.

High School: Helped Fleming Island HS to four straight playoff appearances and a 35-4 overall record during his time...in 2013 led team to a 10-0 record and District championship, with an offense that averaged 38 points a game...1st Team All-County in 2013, also earned 3rd Team All-State...Honorable mention All-North East Florida Elite Team in 2013...invited to the Florida-Georgia All-Star game...honorable mention All-County team in 2012...4-year varsity letter winner in football...also a 2-year member of the weightlifting team...active participant in community service with high school football team and church youth group...chose PC because he felt at home with the players and coaches, and for the impressive academics and potential for the football program

Personal: Born Nov. 3, 1995...son of Joe and Veronica Biscardi



JACKSON BOLAND

P • 5-10 • 170 • RSo.
Ware Shoals, S.C.
Ware Shoals HS

2015: Did not appear in any games

2014: Redshirted

High School: Helped Ware Shoals HS to a Region Championship...averaged 41 yards per punt as a senior, after averaging 38 yards per punt as a junior...named All-State his junior and senior year of

high school...earned three varsity letters in football...also played baseball at Ware Shoals, earning the team defensive MVP as a junior and three varsity letters...a member of the Student Council, Biology club and school improvement committee...chose PC because of the great faculty and students, great campus and great education

Personal: Born Feb. 13, 1996...son of Mickey and Jill Boland



DANTE BOYD

LB • 6-1 • 240 • So.
Prosperity, S.C.
Mid-Carolina HS

2015: Played in eight games, primarily on special teams, making four tackles...recorded one tackle each against Western Carolina, Coastal Carolina, Liberty and Monmouth, all road games

Before PC: Lettered three times in football and was named all-region...recorded 90 tackles, 16 tackles for loss and eight sacks as a senior...also competed in track and field and basketball...won the region in the discus and the shot put, finished second at the state meet in the shot put...earned all-region and all-state honors in track and field

Personal: Son of Andrew Chapman and Shenitha Boyd...born Sept. 16, 1996

Year	G-S	Hit	Ast	Tot	TFL	Sacks	Int	QP	PBU
2015	8-0	1	3	4	0-0	0-0	0-0	0	0



DARRELL BRIDGES

RB • 6-1 • 200 • R.Jr.
Chattanooga, Tenn.
Ridgeland HS

2015: First Team All-Big South running back...rushed for 1,065 yards to become the first player in PC Division I history to rush

for 1,000 yards in a single season...rushed for over 100 yards six times, a PC record...established a new career high with 186 rushing yards against Coastal Carolina, second-highest single-game total in PC D1 history...rushed for 125 yards against FBS foe Miami (OH), fifth-highest total by a Big South player against an FBS opponent...tallied eight rushing touchdowns, second-most in a single season in PC D1 history...averaged 96.8 rushing yards per game, a single-season PC D1 record...accounted for 44.5 percent of PC's offensive yards and 34.8 percent of the team's points...set a career high with two rushing touchdowns in PC's win over Campbell...set a PC D1 record with 224 carries...played in all 11 games, starting 10...rushed for 411 yards and three touchdowns in a three-game stretch (121 at WCU, 186 at CCU, 104 vs CSU) for a PC record for consecutive 100-yard rushing games...amassed 526 yards over a four-game stretch, also a PC record

2014: Big South Conference Freshman of the Week on November 17...played in eight games, starting against Western Carolina...set team season high with 24 rushes against Gardner-Webb, rushing for 135 yards and a touchdown, as well as two receptions for 23 yards in the win...turned out a season-long 55-yard rush against the Runnin' Bulldogs...rushed for a total of 396 yards and two touch-

VETERAN BIOS

downs on the year, scoring against Bluefield...rushed for 82 yards in PC's win against Bluefield...recorded 17 carries against NC State, picking up 72 yards...finished the season with 417 all-purpose yards

2013: Redshirted

High School: A member of a football team that went 13-2 in his final season, earning the regional championship and finishing as the state championship runner-up...also ran track and competed in the 4x100...he broke the Area and School rushing record with 2,430 yards and posted a school record 39 touchdowns his senior season...Georgia High School (first team) and All-State teams and was Region Offensive Player of the Year, the Walker County Offensive Player of the Year and Chattanooga's Best of the Preps first team running back...In two years, he totaled 3,830 rushing yards and 47 touchdowns...a Freshman Scholastic of Excellence Award winner...also an FCA leader...he chose PC due to the coaching staff, education program and family atmosphere.

Personal: Son of Yolanda Bridges and Johnni Shetter...born Dec. 9, 1994...majoring in history

Year	G-S	Car	Yds	Avg	TD	Lg	Rec	Yds	TD
2014	8-1	85	396	4.7	2	55	3	21	0
2015	11-10	224	1,096	4.8	8	84	7	59	0
Totals	19-11	309	1,461	4.7	10	84	10	80	0



RYAN BRISTOW

OL • 6-5 • 270 • RSr.
High Point, N.C.
Southwest Guilford HS

2015: Played in nine games, making seven starts at right tackle...part of the offensive line that helped Darrell Bridges become the first 1,000-yard rusher in PC history

2014: Played in all 11 games...part of the offensive line that allowed PC to rush for 1915 yards, third-most in the Big South...the offensive line only allowed 7 sacks in all Big South games, third-fewest in the conference

2013: Played in four games...part of an offensive line that allowed the Blue Hose to convert 61% of their fourth down conversions for third in the conference and 29th nationally...the offensive line surrendered just 11 sacks to lead the league...the line enabled the offense to produce over 3,500 yards, including 1,600 on the ground

2012: Redshirted

High School: Lettered in football and lacrosse at Southwest Guilford High School...also competed on the wrestling team...named to the Piedmont Triad 4A Conference Football Offensive Team and earned Most Valuable Player for the Offensive Line Award honors...earned Wendy's High School Heisman Award, as well as the Football Coaches Award...picked up the Coastal Carolina Coaches Summer Camp Award...made the Honor Roll...volunteered with Special Olympics and Relay for Life

Personal: Born April 7, 1994...son of Randall and Robin Bristow...majoring in political science.



WILL BROCK

QB • 6-2 • 195 • RJr.
Cleveland, Ga.
White County HS

2015: Did not appear in any games

2014: Did not appear in any games

2013: Redshirted

High School: Played football and basketball all four years in high school...played baseball and ran track for two seasons as well...was a three-year letterwinner in football and a two-year letterwinner in basketball and track...2011 Honorable Mention quarterback and hurdler...first team All-Region in 2012...threw for 1,600 yards and had 15 touchdowns as a senior in 2012...also rushed for 800 yards and recorded 11 TDs...All-Academic first team and Teacher's Choice Award winner in 2011 and 2012...chose PC because it provided the best opportunities for him in the future

Personal: Son of Warner Brock and Kendyl Hunter and Butch Hunter...born June 30, 1995...majoring in business administration

captain and a four-Year All-Academic team member...also played lacrosse as a defenseman...his career statistics include 134 total solo tackles, 12 sacks, 89 tackles for loss and 11 forced fumbles...graduated third in his class with a Honors Diploma...member of the Academic All-Conference team...chose PC because of the community

Personal: Son of Suzanne Brown...born Jan. 22, 1995

Year	G-S	Hit	Ast	Tot	TFL	Sacks	Int	QP	PBU
2013	4-0	1	0	1	0-0	0-0	0	0	0
2014	10-1	5	1	6	0-0	0-0	0	1	0
2015	5-0	1	2	3	0-0	0-0	0	0	0
Totals	19-1	7	3	10	0-0	0-0	0	1	0



RYAN BURGESS

DB • 6-1 • 190 • RSo.
Chamblee, Ga.
Chamblee HS

2015: Played in all 11 games, primarily as a special teams player...recorded a tackle at Monmouth

2014: Redshirted

Personal: Majoring in theatre

Year	G-S	Hit	Ast	Tot	TFL	Sacks	Int	QP	PBU
2015	11-0	1	0	1	0-0	0-0	0-0	0	0



THOMAS BROOM

OL • 6-0 • 265 • RSo.
York, S.C.
York HS

2015: Did not appear in any games

2014: Redshirted

High School: Lettered three times at York High School, as his team went 30-10 during his career...named Offensive Lineman-of-the-Week with six knockdowns...received the team's Academic Award...member of the National Honor Society National, English Honor Society and National Society of High School Scholars...coached the youth football camp for three years and coached powder puff football for two years, benefitting Relay for Life...helped at Vacation Bible School for three years and was a Children's Church assistant as well...chose PC because of genuine people and small class size

Personal: Born Sept. 1, 1996...son of Lee and Ann Broom



JERRY BURK

LB • 6-3 • 220 • RSo.
Concord, N.C.
Concord HS

2015: Played in all 11 games, making seven starts, all at middle linebacker...totaled 32 tackles on the season, including 1.5 tackles for loss...tallied a career-high five tackles at FBS foe Charlotte...recorded the first interception of his career in the season finale against Kennesaw State...made four tackles at FBS opponent Miami (OH)...recorded four tackles three other times against Chattanooga, Monmouth and Kennesaw State...made at least one stop in every game played...recorded 1.0 tackle for loss at Liberty

2014: Redshirted

High School: Played linebacker and tight end for Concord HS and led team to runner-up finishes in the state championship in 2012 and 2013...helped team to 15-1 overall record in 2013...named 2012 state championship defensive player of the game...also named conference and county player of the year in 2012...three-time All-Conference selection...compiled 383 tackles, 52 tackles for loss and 15 sacks, while tallying 18 receptions and 291 yards with nine touchdowns...also played four years of varsity basketball, helping team to a combined 4-year record of 103-13...earned All-Conference honors in basketball...chose PC to get a great education

Personal: Born April 1, 1996...son of Heather Porter

Year	G-S	Hit	Ast	Tot	TFL	Sacks	Int	QP	PBU
2015	11-7	14	18	32	1.5-2	0-0	1-17	0	0



RYAN BROWN

DL • 6-3 • 230 • Sr.
Apex, N.C.
Hargrave Military Academy

2015: Played in five games as a reserve, totaling three tackles...recorded two tackles at Liberty...one tackle at Monmouth

2014: Played in nine games, starting against Coastal Carolina...Had a career-high two tackles in PC's road win against Charleston Southern...Also recorded a tackle against Northern Illinois, Bluefield, NC State and Ole Miss...Recovered a fumble against Bluefield...Registered a quarterback hurry against Gardner-Webb.

2013: Played in four games...made one tackle

High School: First team All-Conference, first team All-Metro and first team All-State member...a two-year

VETERAN BIOS



BRANDT CAMERON

LS • 6-3 • 200 • So.
Suwanee, Ga.
North Gwinnett

2015: Played in all 11 games as the long snapper

High School: Four-year letter-winner as a longsnapper and

receiver...started two games as varsity longsnapper his sophomore year...full-time longsnapper as a junior, helping the team to a 13-2 record and state runner-up in 6-A...saw significant time at tight end and wide receiver

Personal: Son of Andy and Leslie Cameron...active in North Gwinnett Young Life...interned with the Atlanta Falcons Physical Therapy



HAYDEN CARAWAY

LB • 5-11 • 215 • RSo.
Morganton, N.C.
Robert Patton HS

2015: Did not appear in any games

2014: Redshirted

High School: Three-time

All-Conference member at linebacker...two-time team Defensive MVP...team MVP as a senior...combined for 267 total tackles his last two years...also a member of the baseball team...carried a perfect 4.0 GPA and ranked third in his class...earned departmental awards in biology, chemistry, calculus and physics...member of the Student Government (Senior Class Vice President), Key Club (President), National Honor Society (President), Refuge Christian Club (President) and the First United Methodist Church Youth Ministries...chose PC because it was the best fit for him

Personal: Born Nov. 9, 1995 ... Son of Chris and Kate Caraway...plans to major in biochemistry



MALEEK CATCHINGS

LB • 6-4 • 215 • RSo.
Marietta, Ga.
Wheeler HS

2015: Played in 10 games as a special teams player on kicks

2014: Played against Western Carolina

High School: Earned four defensive player of the week honors, two in 2012 and two in 2013...tallied 152 tackles and 16 sacks...also recorded three interceptions...participated in the 2013 Senior Bowl All-Star game...also played basketball and helped team to a 21-9 record in 2012-2013... academic award winner in football and basketball... member of the freshman and sophomore Advisory Board, and volunteers for Catch and Stars foundation...choose PC for the education, the coaches, the people and the team

Personal: Born Sept. 26, 1995...son of Casandra Sanders and Kenyon Catchings...aunt Tamika Catchings played in the WNBA



BEN CHEEK

QB • 6-0 • 180 • RSo.
Franklin, Ga.
Franklin HS

2015: Played in eight games, making five starts in his redshirt freshman season...completed 30 of 79 pass attempts for 277

yards and two touchdowns...rushed 71 times for 152 yards and a touchdown...set single-game career highs in completions (9), attempts (18), passing yards (93) and passing efficiency (100.6) against Monmouth...made his first career start against Campbell...started the final four games of the season

2014: Redshirted

High School: Played four years of football for Franklin County HS...earned a place on the All-Region team for three consecutive years (2011-2013)...played safety as a sophomore, recording six interceptions and 50 tackles...moved to quarterback for his junior and senior seasons...tallied over 1,000 yards passing in 2012 and 2013...rushed for over 400 yards as a senior...member of Beta Club and FCA...choose PC because it's a great academic school that felt like a good fit, and because of the coaching staff

Personal: Born April 19, 1995...son of Suzanne McColluch and Tim Cheek

Passing

Year	G-S	C-A-I	Yds	TD	Lg	Pct.	Y/A	Y/G	Eff.
2015	8-5	30-79-6	277	2	46	38.0	3.5	34.6	60.6

Rushing & Total Offense

Year	Car	Yds	Y/C	Y/G	TD	Lg	PI	Tot	TDR	Y/G
2015	71	152	2.1	19.0	1	19	150	429	3	53.6



KENNETH COLEMAN

DB • 6-0 • 170 • So.
Jacksonville, Fla.
Providence HS

2015: Played in all 11 games, primarily on special teams, making one start at cornerback...recorded a career-high four tackles against Coastal Carolina...totaled three tackles against Liberty in his lone start...made two tackles against Western Carolina

High School: Played cornerback for Providence (Fla.) High School in Jacksonville...earned 2014 Third Team honors as well as All-First Coast and Second Team 3A All-State laurels...totaled five interceptions and two forced fumbles...also lettered as a varsity forward and center back for the soccer team...chose PC because it was the best opportunity to succeed on the field and in the classroom

Personal: Son of Marco and Katrina Coleman...cites his father Marco, a former NFL Pro Bowl defensive lineman, as his biggest athletic influence

Year	G-S	Hit	Ast	Tot	TFL	Sacks	Int	QP	PBU
2015	11-0	7	2	9	0-0	0-0	0	0	2



ZACH COOPER

OL • 6-0 • 275 • RSo.
Roebuck, S.C.
Dorman HS

2015: Started all 11 games at center in his first season as a starter...part of the offensive line that helped Darrell Bridges become the first 1,000-yard rusher in PC history

2014: Played in three games...part of the offensive line that allowed PC to rush for 1915 yards, third-most in the Big South...the offensive line only allowed seven sacks in all Big South games, third-fewest in the conference.

High School: Played both offensive and defensive line his senior season for Dorman HS...helped the team to a 7-5 overall record...recorded 29 pancake blocks his senior year...named Upper State Offensive Lineman of the Year for AAAA Region II in 2013...All-State selection as a senior, All-District selection as a junior and as a senior...played in the 2013 Shrine Bowl...also played lacrosse and wrestled...made the A/B Honor Roll and involved in Young Life ministry...choose PC because he loved the people and wanted the challenge academically

Personal: Born Feb. 22, 1996...uncle Louis Jolley played football at UNC and then professionally...son of David and Amie Cooper



TREY COUNTERMAN

OL • 6-8 • 325 • RFr.
Chester, S.C.
York Prep

2015: Redshirted

High School: Four-sport athlete, playing basketball, soccer and cross country in addition to football...member of Best Club, National Honor Society, Junior Civitans and Fellowship of Christian Athletes...volunteered at the YMCA of Chester County, Camp Arc Special Olympics and church mission trips... chose PC because of the small school

Personal: Born April 16, 1997...son of Lee Counterman and April Porter...his father, Lee, played football at PC for three years



MICAH CULBRETH

DL • 6-1 • 208 • R.Jr.
Savannah, Ga.
Calvary Day HS

2015: Did not appear in a game
2014: Played against Bluefield
2013: Redshirted

High School: A four-year starter at DE and FB, leading his team to three playoff appearances...also a four-year letterwinner in basketball, winning a region championship in 2011...All-State honorable mention, All-Region defensive player, Best of Prep First Team defensive player each of his final two seasons...received Heart of a Cavalier Sports award and Spiritual Leadership Sports award...also earned the school's weight lifting award...recorded 59 tackles, five tackles for a loss, five sacks, one fumble recovery...received the Biology Award,

VETERAN BIOS

the Faculty Award and British Literature Award...member of Fellowship of Christian Athletes (FCA) and volunteered with the Old Savannah City Missions, Youth Works Christian Missions and Special Olympics

Personal: Son of Rev. J. Michael and Gloria Culbreth... born Jan. 15, 1994...majoring in biology



ZACH DARST

OL • 6-2 • 280 • So.
Seneca, S.C.
Seneca HS

2015: Played in six games, all in reserve at center...part of the offensive line that helped Darrell Bridges become the first 1,000-

yard rusher in PC history

Before PC: Earned first-team All-Region honors at Seneca High School in Seneca, S.C....earned a spot on the South Carolina roster for the Shrine Bowl...graded out at 94 percent during his senior season...also lettered in wrestling...received first-team All-Region honors as a heavyweight...compiled a 48-5 record as a wrestler

Personal: Son of Randy and Char-lee Darst...majoring in physics...born July 29, 1996



DASHAWN DAVIS

WR • 5-9 • 160 • So.
Inman, S.C.
Chapman HS

2015: Played in all 11 games, making three starts at wide receiver...recorded nine receptions for 82 yards and two of

PC's three passing touchdowns in his rookie season...caught a pass in six games...recorded career highs with four receptions for 44 receiving yards against Monmouth...caught touchdown passes against Western Carolina and Monmouth...led the team with 12 punt returns for 119 yards, an average of 9.9 yards per return...also returned 12 kicks for 191 yards, an 15.9 yards per return...carried the ball five times for one yard, including a long of six yards

High School: Earned All-State honors as a wide receiver at Chapman High School...invited to the North-South All-Star Game...caught 83 passes as a senior for 1,247 yards and 13 touchdowns...set school records with 218 catches and 3,573 receiving yards for his career, as well as hauling in 35 career touchdowns...an honor roll student who boasted a nearly 4.00 GPA

Year	G-S	Rec	Yds	Avg.	TD	LG	Car	Yds	PR	KOR
2015	11-3	9	82	9.1	2	18	5	1	12-119	12-191



ZOLA DAVIS

LB • 6-3 • 220 • RSo.
Concord, N.C.
Concord HS

2015: Played in 10 games on special teams

High School: Starred at Wando High School as a tight end/slot receiver...caught 14 passes for 118 yards as a senior while registering 61 tackles, four sacks and seven tackles

for a loss as a linebacker...helped team to the first round of the playoffs...earned the team's "Iron Warrior" and "Speed Demon" awards for being the best athlete over the summer workout periods...compiled a 31-4 record and finished second in the region as a 195-pound wrestler and ran track for three years...boasted a 3.4 grade point average and served on the student wellness committee...chose PC for its high academic reputation

Personal: Son of Zola Davis and Felicia Wright...his father, Zola, played at South Carolina, before time with the Green Bay Packers and Cleveland Browns in the pros



GARDNER DUCKWORTH

LB • 6-3 • 220 • RSo.
Concord, N.C.
Concord HS

2015: Redshirted

Before PC: All-Region punter for three seasons at the Academy of Richmond County in Augusta, Ga...averaged 42 yards per punt as a junior and 44 yards per punt as a senior...named Punter of the Year by the Augusta Sports Council...played in the All-Star Bowl...also lettered in soccer and swimming...Golden Helmet Academic Award recipient for having the team's highest GPA

Personal: Son of Michael and Meg Duckworth...majoring in pre-medicine...born August 18, 1997



MICHAEL FISHER

DB • 5-9 • 165 • RSo.
Mooresville, N.C.
South Iredell HS

2015: Played in four games as a reserve...recorded a tackle, including 0.5 tackle for loss, against FBS foe Miami (OH) in

the season opener

2014: Redshirted

High School: Three-time All-Conference selection at South Iredell HS...two-time All-County honoree...led team to a state championship in 2012...won the 2012 2AA State Championship Defensive MVP award...helped high school team to consecutive conference championships with overall records of 13-1 and 14-2...finished high school career with 66 solo tackles and 14 interceptions...tallied 78 receptions for 1,011 yards and 117 carries for 986 yards, along with 21 total touchdowns...member of the Beta Club, Junior Marshall...also involved in peer mentoring and anti-bullying organization...chose PC because of the great background the school and community has, as well as the team fellowship, great place to play football and the top education

Personal: Born Nov. 19, 1995...son of Michael and Amy Fisher and Michelle Fisher

Year	G-S	Hit	Ast	Tot	TFL	Sacks	Int	QP	PBU
2015	4-0	0	1	1	0.5-2	0-0	0	0	0



KEVIN GREEN

DB • 6-0 • 180 • Sr.
Greensboro, N.C.
High Point Central HS

2015: Played in every game, making six starts in the secondary...totaled 46 tackles, fifth-highest total on the team,

with 2.5 tackles for loss and a sack...recovered a fumble at Western Carolina...recorded a career-high 11 tackles, including a tackle for loss, at Western Carolina...made eight tackles against both Charleston Southern and Liberty...finished tied for 11th in the Big South in tackles among defensive backs

2014: Played in 10 games

2013: Played in nine games...posted a career-high two tackles against VMI

High School: Multi-sport athlete at High Point Central, playing football, basketball, track and golf...played six different positions...earned three letters in football team...team captain...recorded 50 tackles, three interceptions, four deflections, one forced fumble and one fumble recovery during his senior season...All-Conference player in basketball, leading the team in scoring, three-point percentage and three-pointers...state qualifier in track, finishing third in the conference in the long jump and first in the region in the triple jump...team's most improved golfer...named his high school's Freshman of the Year...an honors student...completed over 350 hours of community service...he chose PC because it is a great school academically and socially

Personal: Son are Kevin and Sharon Green...born Feb. 7, 1995...sister, Sharonda, played basketball at Appalachian State, while his father, Kevin, played football and was a wrestler at Ferrum...majoring in political science

Year	G-S	Hit	Ast	Tot	TFL	Sacks	Int	QP	PBU
2013	9-0	2	0	2	0-0	0-0	0	0	0
2014	10-0	0	0	0	0-0	0-0	0	0	0
2015	11-6	27	19	46	2.5-9	1.0-7	0	0	0
Totals	30-6	29	18	48	2.5-9	1.0-7	0	0	0



JORDAN GUYTON

LB • 5-10 • 215 • RSo.
Tampa, Fla.
Robinson HS

2015: Played in four games, making one start against Miami (OH)...recorded two tackles, both coming at Miami (OH)

2014: Redshirted

High School: Played linebacker and fullback for T.R Robinson HS...helped team to a 12-2 record, winning a region and conference championship in 2012...compiled 99 tackles in 2012, along with 5 tackles for loss and 2.5 sacks...recorded 41 tackles in six games played in 2013, and tallied two forced fumbles...named first team All-County and All-State Honorable Mention...invited to the East-West Hillsborough County game...team defensive MVP in 2012 and captain in 2013...volunteers at Tampa P.E.T., group that builds all-terrain wheelchairs, and Weinberg Village retirement home

Personal: Born Dec. 9, 1995...aunt, Wanda Guyton, played in the WNBA...son of James and Frances Guyton

Year	G-S	Hit	Ast	Tot	TFL	Sacks	Int	QP	PBU
2015	4-0	1	1	2	0-0	0-0	0	1	0

VETERAN BIOS



TOBIAS HAGINS

OL • 6-3 • 285 • So.
Baxley, Ga.
Appling County HS

2015: Played in eight games as a reserve

High School: Played as an offensive lineman at Appling County

(Ga.) High School in Baxley... All-State selection as a senior, leading his team to a playoff appearance...chosen to play in the North/South All-Star Game...three-time All-Region selection...All-State Honorable Mention selection as a junior...also played basketball for four years, making two playoff appearances...a member of Spanish Club, Fellowship of Christian Athletes, and the SOAR and Student on Roll programs...mentor for Altamaha Junior Boy and Girls Club, also serving on the board of directors

Personal: Credits his aunt for pushing him to pursue football and his offensive line coach, Jim Avera, as his biggest athletic influence...son of Tanya L. White and Curtis Hagins



TIM HARTSHORN

K • 6-1 • 165 • RSo.
Cumming, Ga.
West Forsyth HS

2015: Played in every game as kicker on kickoffs...recorded 33 kickoffs for 2,027 yards, an average of 61.4 yards per kick...

totalled 10 touchbacks with just one kick going out-of-bounds...opponents' average starting field position on kickoffs was the 23-yard line...did not allow a kickoff return for a touchdown

2014: Redshirted

High School: Three-year All-Region Honorable Mention, as his team advanced to the state playoffs all three seasons...two-time WFHS Special Teams Player-of-the-Year...won Region 6A Championship in 2012...ranked #76 in the Top 100 National Kickers...a member of the Georgia All-State Football team and Class 6A Honorable Mention in 2013...NFFTC Chamber Bowl All-Star North team member and captain in 2014...played in the Florida/Georgia High School All-Star game...North Fulton Forsyth Touchdown Club Special Teams Player of the Year nominee...Georgia High School Football Magazine Unsung Heroes...scored 208 total points as a three-year varsity starter...also played basketball for three seasons...a Special Education Peer Mentor and a member of FCA...MSG Foundation Food Pantry Delivery Team member, MSG and Foundation and Bethel View UMC Summer Lunch Program Volunteer...Miracle League Buddy and YMCA Basketball and Soccer Referee...chose PC because it offers Division I athletic programs combined with excellent academic programs in a small community atmosphere

Personal: Born May 29, 1996...son of Wayne and Kerry Hartshorn...his father, Wayne, was a middle linebacker at St. John's...cousin, AJ Erdely, is a quarterback at Middle Tennessee State...majoring in education

Year	G-S	KO	Yds	Avg.	TB	OB
2015	11-0	33	2,207	61.4	10	1



IMANI HESLOP

LB • 5-9 • 260 • RFr.
Atlanta, Ga.
Lakeside HS

2015: Redshirted

Before PC: Lettered in football and wrestling at Lakeside High School in Atlanta, Ga...recorded 100 tackles as a senior at middle linebacker...all-conference honorable mention...compiled a 55-3 record in wrestling...finished fourth in the state as a junior and third as a senior in the 220lb weight class

Personal: Son of Trevor Heslop and Blanch Bernard...majoring in political science...born April 4, 1997



RILEY HILTON

TE • 6-2 • 210 • Jr.
Fort Mill, S.C.
Nation Ford HS

2015: Played in all 11 games, making one start...recorded three receptions for 19 yards and one of PC's three receiving

touchdowns on the season...totalled one reception for 15 yards in the win over Campbell...had a reception for one yard against Charleston Southern...caught one pass for three yards and a touchdown in the win over Kennesaw State

2014: Played in six games

High School: Four-year member of Nation Ford HS football team...named All-Region in football...participant in the North/South All-Star game...totalled 90 catches for 993 yards as a senior...recorded 15 touchdowns his final season of high school...earned Offensive MVP honors at the Cam Newton 7-on-7...also a three-year member of the varsity basketball team, earning All-Region honors...participated in golf and baseball as well while in high school...member of the Beta Club and FCA...choose PC because he loved everything about it

Personal: Born April 10, 1995...son of Richard and Ansley Hilton

Year	G-S	Rec	Yds	Avg.	TD	LG	KOR
2014	6-0	0	0	0	0	0	0-0
2015	11-1	3	19	6.3	1	15	2-18
Totals	17-1	3	19	6.3	1	15	2-18



THOMAS HUGHES

OL • 6-3 • 275 • Jr.
Cordova, S.C.
Edisto HS

2015: Played in all 11 games, making seven starts from three different positions on the offensive line...part of the offensive

line that helped Darrell Bridges become the first 1,000-yard rusher in PC history

2014: Played in one game against Bluefield...Part of the offensive line that allowed PC to rush for 1915 yards, third-most in the Big South...The offensive line only allowed seven sacks in all Big South games, third-fewest in the conference



FRANK KELLER

OL • 6-0 • 280 • RSo.
Wilmington, N.C.
Ashley HS

2015: Played in nine games, making seven starts at left guard...part of the offensive line that helped Darrell Bridges become the first 1,000-yard rusher in PC history

2014: Redshirted

High School: Four-year varsity starter for the Eugene Ashley HS football team...started in all 41 games...compiled 22 career tackles, including 6 tackles for loss in his senior campaign...also recorded 4 sacks in 2013...named All-Conference and All-Area three years in a row, 2011-2013...Preseason All-Region pick in 2012 and 2013...also a two-year member of the basketball team...earned a spot on the A Honor Roll sophomore, junior and senior year, and a member of the National Honor Society...works with Halo Hoops children's basketball league...choose PC for the great coaches, great academics, and was a great fit

Personal: Born Feb. 14, 1996...son of Frank and Alison Keller



JOE KELLY

OL • 6-2 • 275 • RSo.
Lawrenceville, Ga.
Brookwood

2015: Redshirted

2014: Played in three games...made his collegiate debut against Northern Illinois...part of

the offensive line that allowed PC to rush for 1915 yards, third-most in the Big South...the offensive line only allowed seven sacks in all Big South games, third-fewest in the conference

High School: Helped Brookwood High School to the second round playoffs in 2012 and 2013...member of Gwinnett All-County team in 2012 and 2013 as strong guard...Gwinnett All-Star team in 2013...Gwinnett Player of the Month in Oct. 2013...Scholar Athlete Award winner and math tutor...volunteer work at local elementary schools and retirement homes...choose PC for the fit academically and athletically

Personal: Born Sept. 26, 1995...son of Pete and Kathy Kelly



TAYLOR KEY

TE • 6-4 • 210 • R Jr.
West Columbia, S.C.
Airport HS

2015: Did not appear in a game

2014: Did not appear in a game

2013: Redshirted

High School: Three-year letterwinner in football and baseball at Airport HS... helped lead baseball team to region championship and runner-up finish in the state championship...had 15 receptions for 160 yards and a touchdown as senior...member of National Beta club...mentored elementary students and volunteered with the Kids Kamp

Personal: Son of Kevin and Edie Key...born Mar. 21, 1995...majoring in business administration

VETERAN BIOS



CAL KING

QB • 6-3 • 205 • RFr.
Anderson, S.C.
Westside HS

2015: Redshirted

High School: Starred as the captain quarterback for Westside High School in Anderson as a senior...

played his junior season at Mary Persons High in Forsyth, Ga...holds all passing records at Mary Persons...earned a trip to the Elite Junior Classic All-Star Game in 2014...finished his high school career with 5,185 passing yards, 41 total passing touchdowns, two receiving touchdowns and seven rushing touchdowns... played two seasons at Thomasville (Ga.) High School as a freshman and sophomore... made the playoffs each of his three stops... also turned in a baseball career, including 2AAAA offensive MVP and All-Region honors at Mary Persons...helped with youth football and baseball camps at Thomasville and Mary Persons... member of the Beta Club and FFA... chose PC for its academic and athletic fit

Personal: Grandfather, Keith Richardson, played football at Presbyterian from 1959-63, including the team that made the Tangerine Bowl...his father, Chuck King, played football for Carson-Newman (1981-84), as did his grandfather, Charlie King, in the 1950s...his mother, Tee, graduated from Presbyterian College...cites his father and grandfathers as his biggest athletic influences



JAYLEN LINDSAY

DB • 6-3 • 208 • RSo.
Newberry, S.C.
Newberry HS

2015: Played in two games, primarily on special teams... recorded three tackles on the season...made two tackles in the season opener against FBS opponent Miami (OH)...

tallied one tackle at Charlotte the following week

2014: Played against Liberty, recording one tackle

High School: All-State team member in football and basketball...basketball team went 25-4 on season, winning the state title in 2A...worked with Special Olympics... chose PC because it is a great school

Personal: Born Nov. 21, 1995...son of Sheila Lindsay

Year	G-S	Hit	Ast	Tot	TFL	Sacks	Int	QP	PBU
2014	1-0	1	0	1	0-0	0-0	0	0	0
2015	2-0	1	2	3	0-0	0-0	0	0	0
Totals	3-0	2	2	4	0-0	0-0	0	0	0



KAMREN MACK

DL • 6-2 • 240 • Sr.
Lithonia, Ga.
Chamblee HS

2015: Played in eight games, making seven starts... totaled 21 tackles, including 1.5 tackles for loss...recovered a fumble and returned it 50 yards in the win over Kennesaw State...

tied his career high with five tackles in the season finale against KSU...recorded four tackles each against Miami (OH) and Campbell...had three tackles against both Gard-

ner-Webb and Liberty...recorded a tackle in seven of the eight games in which he played

2014: Played in 10 games, starting two against Northern Illinois and Liberty...had two tackles against Monmouth, Ole Miss, and Gardner-Webb...had a total of eight tackles during the season...registered a tackle for a loss in wins over Western Carolina and Monmouth and half a sack against Gardner-Webb

2013: Played in five games...collected a career-high five tackles, two sacks and two TFL against Coastal Carolina...blocked his first career kick against VMI...had two tackles against VMI and Gardner-Webb

High School: Four-year letterwinner and a member of the 6-4A All-Region Team...finished his senior season with 46 tackles, five sacks, four fumble recoveries, one forced fumble and one pass break-up...member of the Future Business Leaders of America and the "Y" Club...chose PC because of its emphasis on academics

Personal: Son of Valarie R. Mack...born August 10, 1995...majoring in psychology

Year	G-S	Hit	Ast	Tot	TFL	Sacks	Int	QP	PBU
2013	5-0	7	4	11	3.0-14	2.0-12	0	0	0
2014	10-2	4	4	8	2.5-6	0.5-4	0	2	0
2015	8-7	11	10	21	1.5-2	0-0	0	0	0
Totals	23-9	22	18	40	7.0-22	2.5-16	0	2	0



CODY MONTGOMERY

TE • 6-3 • 200 • RFr.
Richburg, S.C.
Lewisville HS

2015: Redshirted



BRETT NORTON

K • 6-0 • 165 • So.
Walhalla, S.C.
Walhalla HS

2015: Played in 10 games, nine as the starter in his freshman season...converted six of 10 field goal attempts and made all 17 extra point attempts...made his first ever field goal attempt, a 21-yarder at Charlotte...made two field goals from distances of 24 yards and 30 yards, his first game with multiple makes...established a career long of 34 yards twice, at Coastal Carolina and Monmouth

High School: Started every game at Walhalla...worked with NFL Pro Bowl punter Kenny Gordon and kicking coach Andy Lee...hit a 57-yard field goal as time expired to give Walhalla a 16-13 win over Liberty High in 2014

Year	G-S	11-29	30-39	40-49	50+	Total	HB	Lg	PAT	Pts
2015	10-9	3-4	3-4	0-2	0-0	6-10	0	34	17-17	35



OBINNA NTIAGWUE

DL • 6-2 • 240 • R.Jr.
Columbia, S.C.
Ridge View HS

2015: Started all 11 games...recorded 41 tackles, including 7.0 tackles for loss and a team-high 5.5 sacks...finished tied for third

in PC Division I history for sacks in a single season, just two shy of the record...finished fourth in the Big South in sacks...forced a fumble at Western Carolina that was returned for a touchdown...recovered a fumble in the season opener against Miami (OH)...recorded a career-high seven tackles at Western Carolina, including 1.5 tackles for loss and a sack...made six stops against Charleston Southern with 1.5 tackles for loss and a sack...tallied five tackles, including 1.5 tackles for loss and a sack, at Liberty...made at least two tackles in every game...finished sixth on the team in tackles and second among defensive linemen

2014: Played in all 11 games, starting four...made a career-high four tackles against Liberty...recorded three tackles against Coastal Carolina and two against Bluefield, Furman and Charleston Southern...registered a tackle for loss in PC's win against Furman...ended the season with a total of 16 tackles

2013: Received a medical redshirt...suffered an injury at Wake Forest

High School: In three years in high school, he accumulated 265 tackles, 46 tackles for a loss, 20 sacks, three fumble recoveries, and four pass break-ups...Ntiagwue was a WLTX Player of the Week and was selected to play in the North/South All-Star Game...SC State Top 25 High School Recruit...named the team's Defensive Line MVP in 2011...All-Area Selection in 2012

Personal: Majoring in biology

Year	G-S	Hit	Ast	Tot	TFL	Sacks	Int	QP	PBU
2013	2-0	0	0	0	0-0	0-0	0	0	0
2014	11-4	9	7	16	1.0-1	0-0	0	0	0
2015	11-11	20	21	41	7.0-32	5.5-31	0	0	1
Totals	24-15	29	28	57	8.0-33	5.5-31	0	0	1



STEVE OSONDU

DB • 5-11 • 180 • Jr.
McDonough, Ga.
Luella

2015: Started all 11 games at cornerback...recorded 32 tackles with 3.5 tackles for loss...also recorded two caused fumbles, three pass breakups and a blocked kick...first player in PC history to return a blocked extra point for two points, coming in the win over Campbell...totaled a season-high six tackles, including 0.5 tackle for loss, against the Camels...made four tackles each against Chattanooga and Monmouth...recorded at least two tackles in 10 of 11 games

2014: Played in 11 games, starting the final eight as he worked his way into a starting job...ranked in the top 50 in the Big South in tackles per game (3.2)...forced a fumble and made a career-high eight tackles in PC's win against Bluefield...blocked a kick against Ole Miss...made five tackles against Charleston Southern and four tackles against Northern Illinois and Gardner-Webb...broke up two passes against Monmouth and finished the season with five...recorded a tackle for loss against

VETERAN BIOS

Northern Illinois, Liberty and Bluefield...made his collegiate debut against Northern Illinois and made his first start at NC State

High School: Played five positions at Luella HS... school record holder in career tackles (234), tackles for loss (27.5) and defensive touchdowns (4) ...6.5 sacks, 4 blocked kicks and 6 total touchdowns in his high school career...holds single-season school records for most tackles for loss, most fumble recoveries and most defensive touchdowns...played in Florida-Georgia All-Star game 2013...1st Team All-Region 2-A in 2013...Southern Crescent 1st Team Defense 2013...two-time AJC Top Performances Around the State in 2013, and two-time KBN Channel 22 Defensive Player of the Week in 2012...choose PC because of the good fit

Personal: Born Aug. 21, 1996...son of Louis and Obichi Osondu

Year	G-S	Hit	Ast	Tot	TFL	Sacks	FF	FR	PBU
2014	11-8	28	7	35	3.0-10	0-0	1	0	5
2015	11-11	23	9	32	3.5-5	0-0	2	0	3
Totals	22-19	51	16	67	6.5-15	0-0	3	0	8



ZAC POLLARD

RB • 5-11 • 205 • RSo.
South Caldwell, N.C.
South Caldwell HS

2015: Did not appear in a game
2014: Redshirted

High School: Holds the school rushing record with 4,459

yards...recorded 423 carries and 53 touchdowns and averaged 10.5 yards a carry during his high school career...sidelined with an injury in the first game of his senior season...named 2012 NC Preps 4A All-State Running Back...earned Hickory Daily Record Offensive Player of the Year in 2012 and picked up Charlotte Observer All-Region that same season...named Northwest Conference 3A/4A Offensive Player of the Year in 2012, and earned All-Conference honors in 2011 and 2012...also participated in track and wrestling...Honor Roll student...volunteers at local optimist club and helps at youth football camps...choose PC because it's a small, private school and he loves the community

Personal: Born July 7, 1996...son of Nick and Stacie Pollard



CHRIS PROUTY

OI • 6-1 • 280 • RFr.
Blacksburg, S.C.
Blacksburg HS

2015: Redshirted

High School: Three-year starter at Blacksburg High School...team captain, scholar-athlete

and all-area academic team...worked with recreational and little league sports teams...chose PC because it felt like home...says his dad is his biggest athletic influence because he pushed him to become a great athlete and finds new ways to work harder and accomplish goals

Personal: Born on Dec. 9, 1997...son of William and Melissa Davis



JOSEPH PURTER

TE • 6-3 • 240 • Sr.
Columbia, Ga.
Shaw HS

2015: Played in all 11 games, making nine starts...hauled in eight receptions for 103 yards, fourth-highest total on the

team...recorded the longest reception of the season by a PC player, a 49-yarder at Western Carolina...also his career long and career-high receiving yards...caught a career-high three passes for 33 yards at Coastal Carolina...accounted for two receptions for 15 yards in the win over Campbell

2014: Played in 10 games, starting two...recorded a seven-yard reception against Coastal Carolina...made a tackle against Ole Miss and Gardner-Webb

2013: Played in five games...had one rush attempt for a career-high two yards against Charlotte

High School: First team All-State and two-time All-City at Shaw HS...named to the Columbus All-Valley Team (Best 25 players in the area regardless of position)...Shaw High School's Offensive Player of the Year...recorded 27 receptions for 481 yards and had four touchdowns as a senior...added 55 tackles, 12 were for a loss and four were sacks to go along with two forced fumbles and a fumble recovery...played basketball for three seasons, advancing to the state playoffs each season...made the Honor Roll...earned the Basketball Academic Award...chose PC because of great academics and the coaching staff is great

Personal: Son of Joe and Michelle Purter...born September 12, 1994...majoring in business administration

Year	G-S	Rec	Yds	Avg.	TD	LG	Car	Yds	TD
2013	5-0	0	0	0	0	0	1	2	0
2014	10-2	1	7	7.0	0	7	0	0	0
2015	11-9	8	103	12.9	0	49	0	0	0
Totals	26-11	9	110	12.2	0	49	1	2	0



NATHAN REILLY

QB • 5-11 • 180 • RFr.
Mauldin, S.C.
Mauldin HS

2015: Redshirted



GUY REVELLE

OL • 6-4 • 250 • RFr.
Tampa, Fla.
Jesuit HS

2015: Redshirted

High School: Won three district championships and a region championship at Jesuit HS...

named to the Tampa Bay Times and Tampa Tribune's Hillsborough All-County teams in 2014...also named Tampa All-Bay Area...made the 2015 Sunshine Preps Top Player List...Jesuit Offensive Lineman of the Year...also lettered three times in track and field...involved with Peer Ministry, Big Brothers, and Teens in Action...chose PC because of its small school environment with great academics, football staff, and passionate coaching staff

Personal: Son of Tina and J. Guy Revelle III.



KHARI ROSIER

DL • 6-3 • 230 • Sr.
Lithonia, Ga.
Chamblee HS

2015: Played in all 11 games, making one start at Miami (OH)...recorded 31 tackles, including 6.5 tackles for loss and

2.5 sacks, with three quarterback hurries...tied his career with six tackles, including 0.5 tackle for loss, at Western Carolina...recorded five tackles with a tackle for loss against Chattanooga...had four stops, including a tackle for loss, at Monmouth...had a tackle for a negative gain in seven games...made at least one tackle in every game...caused a fumble at Coastal Carolina

2014: Played in all 11 games, starting the final 10...ranked in the top 40 in the Big South in tackles per game (3.7)...ranked ninth in the Big South and led PC in tackles for a loss (9.5)...made a career-high three tackles for loss against Bluefield...registered a sack against Northern Illinois, Bluefield, Monmouth and Gardner-Webb Recovered a fumble in PC's win against Furman...broke up a pass against Western Carolina...recorded five tackles against Northern Illinois (two for a loss), Bluefield, NC State, Western Carolina, Coastal Carolina and Charleston Southern...ended the season with 41 tackles...registered two quarterback hurries

2013: Played in five games, earning a start against Furman...recorded a career-high six tackles against Wofford...had three tackles against Wake Forest, Brevard and Furman

High School: As a senior at Chamblee High School, Rosier compiled 67 total tackles, including 38 solo tackles and two sacks...recovered three fumbles and registered three quarterback hurries...helped Chamblee to an 8-2 record

Personal: Majoring in business administration

Year	G-S	Hit	Ast	Tot	TFL	Sacks	FF	FR	QP
2013	5-1	10	7	17	0-0	0-0	0	0	0
2014	11-10	27	14	41	9.5-27	4.0-15	0	1	2
2015	11-1	15	16	31	6.5-20	2.5-14	1	0	3
Totals	27-12	52	37	89	16.0-47	6.5-29	1	1	5



JOAQUIN ROSS

LB • 6-0 • 225 • Sr.
Covington, Ga.
Alcovy HS

2015: Played in every game, making three starts at the middle linebacker...recorded 36 tackles...made a career-high eight tackles and forced a fumble against Chattanooga...had six tackles against Gardner-Webb...totaled five stops at Western Carolina...tallied four tackles at Monmouth

2014: Played in nine games...made four tackles in PC's win against Charleston Southern and three tackles against Northern Illinois...registered a tackle for loss against Bluefield...ended the season with 12 tackles...tallied a quarterback hurry against Monmouth...made at least one tackle in the final five games

2013: Played in all 11 games, making two starts...his four tackles against Wake Forest, Coastal Carolina and VMI were career highs...posted his first career sack against Gardner-Webb...posted a TFL against Wake Forest, the Runnin' Rebels and Furman...recovered a career-high two fumbles against Wofford and forced one of

VETERAN BIOS

his own against Wake Forest...his two fumble recoveries ranked second in the league

High School: Earned All-Region honors...posted 65 tackles, five sacks, one forced fumble and four pass breakups as a senior...also played baseball...a Church Class Leads and YDP Vice President...chose PC based on its academics and the tremendous coaching staff

Personal: Son of Antonio and Sabrina Ross...born January 21, 1995...majoring in religion

Year	G-S	Hit	Ast	Tot	TFL	Sacks	FF	FR	QP
2013	11-2	14	14	28	3.5-9	1.0-3	1	2	0
2014	9-0	6	6	12	1.0-3	0-0	0	0	1
2015	11-3	19	17	36	0-0	0-0	1	0	1
Totals	31-5	39	37	76	0-0	0-0	2	2	2



HAYDEN SANDERS

WR • 6-4 • 200 • R Jr.
Weddington, N.C.
Charlotte Christian School

2015: Played in eight games as a special teams player

2014: Played in five games...made his collegiate debut in PC's

record-setting win over Bluefield

2013: Redshirted

High School: Four-year starter between Weddington and Charlotte Christian...won a State Championship in 2012...ended his high school career with 12 TDs, 10 INTs and averaged 23 yards per reception and 42 yards per return...played lacrosse for four years...All-State Midfielder in 2011, as well as team captain...led the team in goals and assists at CCS...also ran track...was a state finalist in four track events in his final two seasons...set school and conference record on 4x100 team in 2012...member of several school organizations, apologetics club, film club and was heavily involved in community charity activities with Kids First of the Carolinas, an organization dedicated to helping children and families in need...organized many fundraising events and activities to support families in need...created a business for stringing lacrosse sticks while in high school...chose PC due to the combination of quality academics, quality athletics and great people and coaches at PC

Personal: Born Sept. 1, 1994...son of Brent and Sharon Sanders...his father, Brent, played on four Southern Conference Championship teams at Furman...majoring in business administration



LEVENT SANDS

RB • 6-0 • 180 • Sr.
St. Augustine, Fla.
St. Augustine HS

2015: Played in every game, primarily on special teams...made nine tackles on special teams...returned two kickoffs, both against Coastal Carolina, for 29 yards

2014: Played in 11 games, starting two against Northern Illinois and Furman...served as one of the team's primary weapons on kick returns, setting a career long with a 36-yard kickoff return against Bluefield...made two tackles against Ole Miss...ended the season with 10 kick-off returns, 193 kick return yards and five tackles.

2013: Played in all 11 games...collected a career-high 79 all-purpose yards against Coastal Carolina, 74 of them

coming from six career-high kick returns, including a career-long 24 yard return...recorded two tackles against Brevard for a season-high...posted a rush for five yards against Coastal Carolina and Gardner-Webb

High School: Played football all four years on a team that combined for a 41-4 record...also ran track and competed in weight lifting...advanced to regionals in weight lifting in 2012...also played two season of basketball...earned letters in each of the sports...only RB in school history to rush for over 1,000 yards in two seasons...had over 40 touchdowns in his high school career...earned All-Conference, All-District and All-State honors, as well as the Top Jacket Award his junior and senior years...chose PC because it fit him best

Personal: Son of Victor and Delphine Sands...born November 19, 1993...majoring in history

Year	G-S	Hit	Ast	Tot	KOR	Avg.	LG	TD
2013	11-0	5	0	5	7-74	10.6	24	0
2014	11-2	3	2	5	10-193	19.3	36	0
2015	11-0	7	2	9	2-29	14.5	17	0
Totals	3-0	15	4	19	19-296	15.6	36	0



TYLER SHEPPARD

DL • 6-2 • 215 • R So.
Grovetown, Ga.
Harlem HS

2015: Redshirted

2014: Played against Northern Illinois

High School: GHSA All-Region Team member and an Augusta Chronicle All-Area team Honorable Mention in 2012 and 2013...earned the Harlem High School Best Team Leader and Johnny Hartman Burning Desire award in 2013...team's Co-MVP and named Best Offensive and Defensive Lineman in 2013...played in the CSRA All-Star Senior Bowl and was a co-captain...earned Columbia County News Times First Team honors in 2012 and 2013...recorded eight receptions for 85 yards and scored four touchdowns as a senior...his last two seasons, he posted 229 tackles, 24 sacks, 19 QB hurries and forced four fumbles...member of FCA...student assistant at Sports Academy South (a non-profit organization) with former Georgia Tech and NFL player Sam Lilly...worked in the Men's Ministry at Kiokee Baptist Church as well...chose PC because of the excellent academic reputation; family atmosphere in a small community setting; character and the faith of the coaches

Personal: Born Mar. 20, 1996...son James and Elaine Sheppard...majoring in business administration



ELI TEESLINK

OL • 6-0 • 280 • R Fr.
Waconia, Minn.
IMG Academy

2015: Redshirted

High School: Transferred to IMG Academy as a senior...helped the team to a 10-1 record and a No. 1 ranking in Florida...earned IMG's "Big Man Award" as a senior...invited to play in the NUC All-American Game...played football and wrestled at Waconia (Minn)...offensive line MVP...All-Conference wrestler...participates in Relay for Life, youth football/wrestling, tornado cleanup and the Waconia Wild Game Dinner...chose PC because it felt like a second home

Personal: Son of Dean and Dawn Teeselink

JOHN WALKER

QB • 6-0 • 180 • R So.
Simpsonville, S.C.
Southside Christian School



2015: Did not appear in a game

2014: Redshirted

High School: Three-time football All-State team member, as well as the SCHSL All-Region team, the SC HS Sports Report team and the Greenville TD Club...earned the Coaches Choice Award and was a five-time Offensive Player-of-the-Week...second team All-County...earned the Southside Christian Coaches Leadership award...MaxPreps "National Football Stat Star" in 2011 and 2012...amassed 8,130 passing yards after connecting on 597 of 994 passes...averaged 208.5 yards and posted 71 TDs, collecting a QB rating of 97...also rushed for nine TDs...also played basketball...earned the team's leadership award in 2013...named MVP in 2012...earned All-Region honors in 2012...Beta Club, National Honor Society and National Junior Honor Society member...vice president of his freshman class...chose PC because of the strong academics and great football

Personal: Born Oct. 7, 1995...son of Johnny and Linda Walker...majoring in business administration



BRIËN WASHINGTON

DL • 6-3 • 200 • R So.
Columbia, S.C.
Richland Northeast HS

2015: Played in two games...recorded one tackle at Charlotte

2014: Redshirted

High School: Lettered twice at Richland Northeast...recorded 54 tackles one interception and one forced fumble as a junior...posted 60 tackles, one interception, one forced and one recovered fumble as a senior...also lettered twice basketball...Midlands Team of the Week once as a senior...member of National Honor Society...National Football Foundation Scholar Athlete...NCFEA Volunteer LW Legacy Fund board member

Personal: Born Sept. 20, 1995...son of DD and Ida Washington...majoring in physics

Year	G-S	Hit	Ast	Tot	TFL	Sacks	Int	QP	PBU
2015	2-0	1	0	1	0-0	0-0	0	0	0



VETERAN BIOS



DERRICK WASHINGTON

DL • 6-2 • 300 • Sr.
Milledgeville, Ga.
Baldwin HS

2015: Played in all 11 games as a reserve...recorded 19 tackles on the season...totaled a season-high five tackles against

Coastal Carolina, just one shy of his career high...made four tackles against Chattanooga...managed three tackles twice, against Western Carolina and Gardner-Webb

2014: Played in 11 games, starting eight...made four tackles against Coastal Carolina...made three tackles against Furman, NC State, Western Carolina, Charleston Southern, and Ole Miss...ended the season with 23 tackles...tallied half a tackle for loss in wins against Furman and Charleston Southern...registered quarterback hurries against Charleston Southern and Gardner-Webb.

2013: Played in 10 games...recorded three tackles against Point, Charlotte and Liberty...collected a career-high six tackles against Wofford...recorded his first sack against Point and had a TFL against Liberty and Point...forced a fumble against Point and Furman and recorded his first pass breakups against Charlotte and Point...forced two fumbles, ranked second in the league

High School: Lettered in football and track...team advanced to the State Playoffs each of his four seasons...competed in the shot-put and discus...played in the East vs. West All-Star game...earned team's Best Offensive Lineman award and the Baldwin Brave Dedication Award...first team All-Region selection...averaged six pancakes per game on offense and eight solo tackles per game on defense...chose PC because he fit right in to the warm and loving campus and he felt that he will be successful both athletically and academically at PC.

Personal: Son of Bernadette Lewis and James Washington...his cousin, Leroy Hill, played at Clemson before turning pro and playing for the Seattle Seahawks...brother, Michael Washington, played at South Carolina...born January 31, 1995...majoring in psychology

Year	G-S	Hit	Ast	Tot	TFL	Sacks	FF	FR	PBU
2013	10-0	11	11	22	2.0-9	1.0-4	2	0	2
2014	11-8	11	12	23	1.0-2	0.0-0	0	0	0
2015	11-0	6	13	19	0.0-0	0.0-0	0	0	0
Totals	32-8	28	36	64	3.0-11	1.0-4	2	0	2



DARQUEZ WATSON

WR • 6-2 • 210 • Jr.
St. Petersburg, Fla.
Lakewood HS

2015: Played in every game, making one start against Charleston Southern...caught three passes for 18 yards... caught one pass for nine yards against both Coastal Carolina and Gardner-Webb

2014: Played in 11 games, starting games against Bluefield and Furman...rushed twice against Bluefield...made three receptions for 35 yards against Liberty... posted a 25-yard reception in PC's win against Charleston Southern...ended the season with a total of 65 all-purpose yards...made his collegiate debut against Northern Illinois

High School: Played wide receiver and tight end for Lakewood HS...led team to 2013 District and Regional Championship...totaled 39 catches, 687 yards and eight

touchdowns during his senior season...finished his junior season with 19 catches and 301 yards...helped team to 3-time Mayor's Cup Championship (2011-2013)...earned All-County Honorable Mention in 2013...also played basketball for three years, and helped team to the District Championship in 2012...earned a place on high school Honor Roll, and also a member of the Spanish club... choose PC because academically and athletically it was the right place

Personal: Born Nov. 9, 1995...son of LaQuavay Berrien and Deon Jackson

Year	G-S	Rec	Yds	Avg.	TD	LG	Car	Yds	TD
2014	11-2	4	60	15.0	0	25	2	5	0
2015	11-1	3	18	6.0	0	9	0	0	0
Totals	22-3	7	78	11.1	0	25	2	5	0



DARYL WILSON

WR • 6-1 • 210 • Sr.
Hendersonville, N.C.
Hendersonville HS

2015: Played in nine games, starting each one at wideout... recorded 11 receptions for a team-leading 184 receiving

yards...grabbed the second-longest reception of the season, a 46-yarder, in the season finale against Kennesaw State...made five catches for 86 receiving yards against Miami (OH), both single-game highs for PC this season... the five catches were also a career high...had one reception for 29 yards in the win over Campbell...also had one reception for 11 yards against Charleston Southern

2014: Played in 11 games, starting the season finale at Gardner-Webb...posted a team season-high of 94 receiving yards and two touchdown receptions against Bluefield...enjoyed career long 48-yard reception against Bluefield...rushed three times for 17 yards against Ole Miss...recorded a tackle against Western Carolina...ended the season with nine receptions for 158 receiving yards

2013: Played in eight games...posted his first rush attempt against Point and first reception against Coastal Carolina and Point...caught career-long nine yard pass against the Skyhawks...posted a career-best 10 all-purpose yards in that game

High School: Three-year varsity starter, winning three conference championships...All-State, All-WNC, All-conference, All-District and All-Area...played in the Shrine Bowl of the Carolinas...all-time leading receiver with 44 catches for 992 yards and 47 touchdown catches...totaled 12 touchdowns as a senior...also ran track for two years... Track All-State, All-WNC and All-Conference...took a mission trip to Cuba...on his high school's Wall of Fame... earned Academic All-Conference honors

Personal: Son of Ben and Latiisha Gash...born September 16, 1995...his uncle, Eric Gash, played football at North Carolina...his uncle, Sam Gash, played football at Penn State and went on to play for the Buffalo Bills...majoring in business administration

Year	G-S	Rec	Yds	Avg.	TD	LG	Car	Yds	TD
2013	8-0	2	13	6.5	0	9	2	-1	0
2014	11-1	9	158	17.6	2	48	6	29	0
2015	9-9	11	184	16.7	0	46	7	11	1
Totals	28-10	22	355	16.1	2	48	15	39	1



ROCK YA-SIN

DB • 6-1 • 185 • So.
Decatur, Ga.
Southwest Dekalb HS

2015: Played in every game, making two starts at cornerback...recorded 15 tackles and two pass breakups...recorded a

career-high six tackles in a start at Western Carolina... also made three tackles at both Miami (OH) and Liberty

High School: Played defensive back at Southwest Dekalb (Ga.) High School in Decatur...two-time All-County and two-time All-Region selection...the Dekalb County leader in interceptions...a three-time region champion, three-time county champ, and two-time state champion wrestler...a member of the Honor Roll and Principal's List

Personal: Son of Ramadan Ya-Sin and Abrenda Kelly

Year	G-S	Hit	Ast	Tot	TFL	Sacks	Int	QP	PBU
2015	11-2	11	4	15	0-0	0-0	0	0	2



GYASI YELDELL

DL • 6-2 • 250 • Jr.
Aiken, S.C.
Silver Bluff HS

2015: Played in 11 games as a reserve...recorded 10 tackles, including 1.0 tackle for loss and 1.0 sack...recorded two tackles

each in back-to-back games at Western Carolina and Coastal Carolina...made a tackle in eight of 11 games

2014: Played in six games...made two tackles against Coastal Carolina and a tackle against Ole Miss.

High School: Played left tackle and defensive end for Silver Bluff HS last three seasons...led 2013 squad to 10-2 overall record, a Region Championship and State runner-up finish...recorded 70+ tackles, six sacks and 11 quarterback hurries in his senior season...selected to the All-CSRA team in 2013...Aiken Standard All-Area 1st team and Augusta Chronicle All-Area 1st Team in 2011, 2012 and 2013...made the 2013 North-South All-Star team...selected best Offensive Lineman and best defensive lineman for in 2012...also lettered in basketball and track and field in 2012 and 2013...made the A/B Honor Roll in 2012-2013, and a member of the Beta Club, Student Council and Bulldog Brotherhood...choose PC because it felt like the right place to be and best suited his future

Personal: Born April 25, 1996...son of George and Jeannette Yeldell...his uncle, Telford Holmes, played football at PC, and his cousin, Jamal Reynolds, played for the Green Bay Packers

Year	G-S	Hit	Ast	Tot	TFL	Sacks	FF	FR	QP
2014	6-0	1	2	3	0-0	0-0	0	0	0
2015	11-0	5	5	10	1.0-4	1.0-4	0	1	0
Totals	17-0	6	7	13	1.0-4	1.0-4	0	1	0

ROOKIE BIOS

RJ BACON

P • 6-1 • 170 • Fr.
Columbia, S.C. • Spring Valley HS

Before PC: Played wide receiver, kicker and punter at Spring Valley High School...first team All-State punter and All-Region selection...selected to the North-South All-Star game...named Palmetto Champions All-Star by the South Carolina Football Coaches Association...named Special Team Player of the Week six times by The State Newspaper...averaged 44.6 yards per punt as a senior...also made 4-of-6 field goals and led the team with 16 catches for 407 yards and seven touchdowns as a receiver...made the honor roll three times...named National Football Foundation and College Hall of Fame Scholar-Athlete

Personal: Son of Robin and Marcia Brown...played for his father, Robin, at Spring Valley...born April 27, 1998

MICHAEL BRANCH

DT • 6-2 • 270 • Fr.
Pleasant Garden, N.C. • Southeast Guilford HS

Before PC: Played offensive and defensive tackle at Southeast Guilford High School...named to the Metro 4A All-Conference team three times...recorded 34 tackles, including 18 solo stops, during his senior season...three-year starter

Personal: Born March 13, 1998

MALACHI BROWN

DB • 5-11 • 180 • Fr.
Jonesboro, Ga. • Stockbridge HS

Before PC: Lettered four times at Stockbridge High School...earned two All-Region honors...was named the team's MVP as a senior...received the Coaches Award as a junior...also played quarterback, throwing for over 2,300 yards in his final two seasons and rushing for over 1,500 yards...accounted for 26 touchdowns...made the honor roll...coached by Kevin Whitley at Stockbridge High School

Personal: Son of Manago and Monica Brown...born November 28, 1997

WILLIAM CALLAWAY

DE • 6-4 • 200 • Fr.
Stone Mountain, Ga. • Towers HS

Before PC: Named Dekalb County All-Star...made the honor roll...coach by Brian Montgomery at Towers High School

Personal: Born June 18, 1998

LUCAS CATALFOMO

WR • 6-1 • 185 • Fr.
Anderson, S.C. • T.L. Hanna HS

Before PC: All-Region and first team All-Area selection...two-year captain...named Fox Carolina Player of the Week...set the T.L. Hanna single-season record for receptions (78), receiving yards (1,328) and receiving touchdowns (18)...also captain of the basketball team and a sprinter on the track team...member of National Honors Society...My40 Student-Athlete of the Week...coached by Bruce Ollis at T.L. Hanna High School

Personal: Son of Tony and Keri Catalfomo...born March 12, 1998

AMOS CORGELAS

DE • 6-4 • 220 • Fr.
Fort Meyers, Fla. • Fort Meyers HS

Before PC: Played in the Rotary South All-Star Classic...honorable mention All-District

MARIO CUSANO

QB • 6-1 • 185 • Fr.
Greer, S.C. • Greer HS

Before PC: Two-time All-State selection...three-time All-Region selection...All-Upstate and All-County selection as a senior...2015 Greenville County Player of the Year...four-time Greenville County Player of the Week...two-time Spartanburg County Player of the Week...five-time Greer Player of the Week...coached by Will Young at Greer High School

Personal: Son of Phil and Kim Cusano...born April 18, 1998

JERIUS DUNCAN

OL • 6-0 • 270 • Fr.
Simpsonville, S.C. • Woodmont HS

Before PC: Four-year starter...two-time All-Region selection...team captain as a junior and senior...FCA Athlete of the Year...MLK Athlete of the Year...Wendy's High School Heisman nominee...coached by Ned Cuthbertson at Woodmont High School...letter five times in track and field and was named All-County in the shotput...attended Palmetto Boys State after his junior year and served as a counselor the following year...FCA leader...member of the Thespian Society...mentor for freshman success as a senior

Personal: Son of Herb and Gala Duncan...born June 5, 1998

JORDAN FAIR

RB • 6-1 • 215 • Fr.
McBee, S.C. • McBee HS

Before PC: All-State selection...named Palmetto Champions All-Star by the South Carolina Football Coaches Association...earned Player of the Week honors...State Champion in track...made the honor roll and the Principal's list...coached by Charlie Poole at McBee High School

Personal: Son of Jameeka and David Wilson...born November 18, 1997

CEDRIC FRAZIER

WR • 6-0 • 205 • Fr.
Miami, Fla. • Miami Northwest HS

Before PC: Standout at Miami Northwestern High School...played in the Dade County vs. Broward County All-Star game...rated as having the best hands at the Nike 7-on-7 Challenge...earned Player of the Week honors...coached by Max Edwards at Miami Northwestern

Personal: Son of Pethrona Sims and Antonio Gamble...born January 29, 1998

MICHAEL HECTOR

LB • 5-11 • 200 • Fr.
Decatur, Ga. • Columbia HS

Before PC: Played running back and strong safety at Columbia High School...All-Region and All-County selection...earned a spot in the Dekalb County All-Star game...coached by David Edwards at Columbia High School

Personal: Son of Douglas and Kelly Hector...born October 19, 1997

JOEY JUNIUS

DB • 5-11 • 190 • Fr.
Winder, Ga. • Winder-Barrow HS

Before PC: Honorable mention All-Region selection...team captain and Special Teams Player of the Year as a senior...earned a spot in the FCS All-Star game...2016 honor graduate...coached by Heath Webb at Winder-Barrow High School

Personal: Son of Melinda and Joe Junius...born October 20, 1997

ROOKIE BIOS

ANTONIO LEROY

LB • 5-11 • 200 • Fr.
Albany, Ga. • Monroe HS

Before PC: All-State selection as a senior...three-time first team All-Region selection...Region Defensive Player of the Year as a senior...Albany Herald Player of the Year...Dynamite Dozen as a junior and senior...Elite Junior Classic selection in 2014...Georgia/Florida Border War participant...won the region in track and field...coached by Charles Truitt at Monroe High School...made the honor roll...Student Council member...Boys and Girls Club member...Beta Club...part of the mentoring group called the Gentlemen's Group...formal youth orchestra

Personal: Son of Tameka Wimbush and Antonio Leroy...born October 24, 1997

DAMIEN MCGHEE

WR • 6-1 • 195 • Fr.
Jacksonville, Fla. • Trinity Christian HS

Before PC: Recorded over 1,500 receiving yards and 19 touchdowns in three seasons...totaled 24 receptions for 600 receiving yards and eight touchdowns as a senior...played two seasons at Duval Charter...two-time honorable mention All-State selection...recorded 431 receiving yards and six touchdowns as a junior...member of the National Honor Society...won IMG Regionals in 7-on-7...coached by Verlon Dorminey at Trinity Christian Academy

Personal: Born July 4, 1998

NICK MOSS

LB • 6-0 • 215 • Fr.
Dearing, Ga. • Thomson HS

Before PC: Total 120 tackles, including 11.5 sacks, as a senior at Thomson High School...Co-Defensive Player of the Year in region 3-AAAA in Georgia...second team All-State selection...first team All-Region and first team All-Area...named the Defensive MVP of the Border Bowl, annual All-Star game featuring players from Georgia and South Carolina...played in the Georgia North-South All-Star game...Golden Helmet Award Winner...coached by Rob Ridings at Thomson High School...ranked in the top 10 percent of his class academically

Personal: Son of Kimberly Lane and Nick Moss...born November 17, 1997

JAMEEL PADGETT

TE • 6-4 • 215 • Fr.
Jacksonville, Fla. • Englewood HS

Before PC: Four-year starter...honorable mention All-First Coast by Florida Times-Union as a senior...team MVP as a senior...led the region in interceptions (7) as a junior...wide receiver and defensive back of the year as a junior...coached by Marcus Miller at Englewood High School...received Student of the Year award

Personal: Born July 21, 1998

KHRIS PAM

DB • 5-11 • 185 • Fr.
Blythewood, S.C. • Blythewood HS

Before PC: First team All-Midlands, All-Region and second team All-State...played in the North-South All-Star game...named a Blue-Grey All-American...captain of the team during senior season...earned WLTX Player of the Week and WIS Play of the Week...coached by Dan Morgan at Blythewood High School...made the honor roll...was a senior mentor at school

Personal: Son of Tony and Demeteria Pam...born October 12, 1998

DEANDRE' RYAN

WR • 5-9 • 180 • Fr.
North Augusta, S.C. • Strom Thurmond HS

Before PC: Played both sides of the ball at Strom Thurmond High School...named All-Region, first team All-Aiken Standard and All-Area as a junior and senior...recorded 54 receptions for 756 yards and 11 touchdowns as a senior...also made two interceptions and spent time at quarterback...played in the Border Bowl, annual All-Star game featuring players from Georgia and South Carolina...named to the Aiken Standard's Top 10 Players to Watch after his junior season...coached by father, Derdrick Ryan, at Strom Thurmond High School...made the honor roll all four years...member of the Beta Club

Personal: Son of Derdrick and Karen Ryan...born October 1, 1997

ADONIS SEALY

OL • 6-3 • 275 • Fr.
Hamer, S.C. • Dillon HS

Before PC: Won four State Championships at Dillon High School...named a first-team All-American by Max-preps...played in the Shrine Bowl...two-time All-State selection...named All-Pee Dee as a junior...named a team captain...coached by Jackie Hayes at Dillon High School...honor student and member of National Honor Society

Personal: Son of Mike and Lynn Sealey...born August 14, 1998

RALPH SINGLETON

OL • 6-4 • 250 • Fr.
Sumter, S.C. • Lakewood HS

Before PC: Four-year starter...played in the North-South All-Star game...two-time All-Region selection...four-year starter...named Sumter Touchdown Club Player of the Week...averaged an 80% grade with 25 knockdowns at offensive line as a senior...also recorded 65 tackles with two sacks...coached by Brian Jackson at Lakewood High School...Sumter Touchdown Club Scholar-Athlete of the Year...maintained a perfect GPA throughout high school...member of the National Technical Honor Society

Personal: Born March 26, 1998

NY'J SMITH

WR • 6-2 • 170 • Fr.
Jackson, Ga. • Jackson HS

Before PC: Named first team All-Region as a senior...selected as the team's offensive MVP...team won the region championship and made its deepest postseason run in six seasons...also a standout basketball player...made the honor roll

Personal: Son of Kyva and Henry Smith...born July 15, 1998

VICENTE THOMPkins

DB • 6-0 • 200 • Fr.
Augusta, Ga. • Laney HS

Before PC: Three-time All-State selection...named Player of the Year as a senior...team's Offensive Player of the Year as a junior...two-time All-Area player...led the region in receiving yards and touchdowns as a freshman and sophomore...played in the Border Bowl, annual All-Star game featuring players from Georgia and South Carolina...named Player of the Week four times...coached by Rodney McFadden at Lucy C. Laney High School...made the honor roll

Personal: Born November 11, 1997

ELIJAH TURNER

ATH • 6-0 • 195 • Fr.
Pickens, S.C. • Seneca HS

Before PC: Three-time All-Region selection...made the North-South All-Star game...named the to All-State Rookie team...also named All-Region as a baseball player...coached by his father, Brett Turner, at Seneca High School...Wendys High School Heisman winner and state qualifier...South Carolina Rotary Scholar...made the honor roll...member of the National Honors Society

Personal: Son of Brett and Stacey Turner...born July 22, 1997


GLASS WILSON

RB • 5-11 • 190 • Fr.
New Port Richey, Fla. • Ridgewood HS

Before PC: Very versatile player...rushed for over 1,600 yards and 16 touchdowns as a senior...honorable mention All-State selection...first team All-Conference selection...fourth most rushing yards in Pasco County history...MVP of the Big County Preps camp...attended Rivals Underclassman 250 event...member of National Honor Society, the Future Business Leaders of America and Fellowship of Christian Athletes...class president...made the honor roll all four years

Personal: Son of Nicole and Glass Wilson...born July 11, 1997

2015 IN REVIEW



2016 PC FOOTBALL

2015 TEAM GAME-BY-GAME STATISTICS

TEAM STATISTICS

Date	Opponent	Blocking				Receiving				Passing				Kick Returns			Punt Returns			Tot Off		
		no.	yds	td	lg	no.	yds	td	lg	comp-attempt	yds	td	lg	no.	yds	td	no.	yds	td			
Sep 05	at Miami University	41	155	1	21	14	163	0	28	14-27-1	163	0	28	5	105	0	31	1	5	0	5	318
Sep 12	at Charlotte	41	103	1	21	3	9	0	9	3-17-1	9	0	9	5	102	0	25	2	1	0	3	112
Sep 19	CAMPBELL	40	148	3	37	8	150	0	36	8-19-0	150	0	36	2	38	0	20	1	2	0	0	296
Sep 26	CHATTANOOGA	27	74	0	27	6	43	0	13	6-18-1	43	0	13	3	57	0	23	2	32	0	33	117
Oct 02	at Western Carolina	40	162	1	28	11	189	1	48	11-25-2	189	1	48	6	136	0	33	2	18	0	13	271
Oct 10	at Coastal Carolina	45	191	2	30	13	157	0	30	13-26-0	157	0	30	6	94	0	18	0	0	0	0	348
Oct 17	CHARLESTON SOUTHERN	35	87	1	16	9	55	0	23	9-18-2	55	0	23	2	28	0	14	0	0	0	0	142
Oct 31	GARDNER-WEBB	39	160	1	25	7	35	0	11	7-17-0	35	0	11	3	55	0	25	5	48	0	24	195
Nov 07	at Liberty	50	191	1	19	3	31	0	28	3-18-3	31	0	28	0	0	0	0	2	26	0	28	222
Nov 14	at Monmouth	40	92	1	19	9	93	1	32	9-18-1	93	1	32	3	36	0	22	3	31	0	21	185
Nov 21	KENNESAW STATE	43	130	1	34	4	57	1	46	4-7-1	57	1	46	2	17	0	9	2	14	0	18	167
Opponents		441	1493	13	84	87	902	3	49	87-211-12	902	3	49	37	668	0	33	20	177	0	33	2395
Opponents		580	2279	15	72	137	1817	12	57	137-250-8	1817	12	57	24	451	0	36	16	35	0	23	4096

Games: 11 - Avg/ush: 3.4 - Avg/blk: 18.4 - Pass effic: 71.4% - KR avg: 18.1 - PR avg: 8.9 - All purpose avg/game: 328.3 - Total offense avg/gm: 217.7

Date	Opponent	Tackles				Sacks		Fumbles		Pass Defense			Int'l	PWT Attempts	off		Tot Yds	
		no.	a.	total	tg-yds	no-yds	ff	tr-yds	int-yds	qbs	happ	kick			reals	scv		ret
Sep 05	at Miami University	41	28	61	3.0-6	0.0-0	2	2-68	0-0	2	3	1	1-1	0	0	0	0	7
Sep 12	at Charlotte	47	34	81	7.0-33	4.0-28	1	1-0	0-0	1	1	0	1-1	0	0	0	0	10
Sep 19	CAMPBELL	25	34	59	5.0-24	2.0-16	1	1-67	2-57	1	2	1	3-3	0	0	0	14	23
Sep 26	CHATTANOOGA	38	42	80	4.0-16	2.0-10	1	1-2	1-0	0	2	0	0-0	0	0	0	0	0
Oct 02	at Western Carolina	39	52	91	4.0-7	1.0-4	2	2-73	0-0	2	1	0	3-3	0	0	0	7	21
Oct 10	at Coastal Carolina	46	18	64	4.0-14	2.0-12	1	1-0	1-0	0	3	0	2-2	0	0	0	7	17
Oct 17	CHARLESTON SOUTHE	38	38	68	5.0-15	2.0-12	1	1-0	0-0	0	3	0	1-1	0	0	0	7	7
Oct 31	GARDNER-WEBB	35	28	63	3.0-4	0.0-0	1	1-0	0-0	4	1	0	1-1	0	0	0	7	10
Nov 07	at Liberty	36	26	62	7.0-17	2.0-10	1	0-0	1-13	1	3	1	1-1	0	0	0	0	13
Nov 14	at Monmouth	35	44	79	7.0-12	1.0-4	0	1-0	1-38	1	1	0	1-1	0	0	0	9	16
Nov 21	KENNESAW STATE	44	32	76	5.0-23	4.0-21	2	2-60	2-54	1	2	1	2-2	0	0	0	7	14
Opponents		424	360	784	54.0-175	20.0-117	13	13-240	8-162	13	22	4	16-16	0	0	0	58	138
Opponents		397	318	707	62.0-352	25.0-176	7	6-0	12-138	31	28	0	23-25	0	0	1	56	223

Date	Opponent	Punting										Field Goals			Kickoffs			
		no.	yds	avg	long	td	bc	tc	50+	20	no-at	long	td	no.	yds	avg	bc	ob
Sep 05	at Miami University	8	268	33.5	48	0	0	2	0	1	0-1	0	0	2	124	62.0	1	0
Sep 12	at Charlotte	11	430	39.1	50	0	0	4	2	0	1-1	21	0	3	189	63.0	0	0
Sep 19	CAMPBELL	5	160	32.0	47	0	0	1	0	2	0-3	0	0	4	240	60.0	2	1
Sep 26	CHATTANOOGA	9	349	38.8	50	0	0	3	1	4	0-0	0	0	1	65	65.0	1	0
Oct 02	at Western Carolina	6	344	40.7	57	0	1	4	1	1	0-0	0	0	4	247	61.8	1	0
Oct 10	at Coastal Carolina	6	205	34.2	39	0	0	6	0	1	1-1	34	0	5	300	60.0	0	0
Oct 17	CHARLESTON SOUTHE	8	380	35.0	50	0	0	4	1	2	0-0	0	0	2	119	59.5	0	0
Oct 31	GARDNER-WEBB	8	366	45.8	51	0	0	4	2	2	1-1	26	0	3	195	65.0	3	0
Nov 07	at Liberty	6	254	42.3	51	0	0	2	1	3	2-2	30	0	4	234	58.5	0	0
Nov 14	at Monmouth	6	262	43.7	53	0	1	0	1	3	1-1	34	0	4	248	62.0	1	0
Nov 21	KENNESAW STATE	8	295	36.9	46	0	1	2	0	2	0-1	0	0	3	176	58.7	1	0
Opponents		81	3113	38.4	57	0	3	32	9	21	6-11	34	0	35	2137	61.1	10	1
Opponents		68	2823	39.4	57	1	3	12	4	21	10-15	47	1	48	2311	58.4	9	2

2015 OPPONENT GAME-BY-GAME STATISTICS

OPPONENT STATISTICS

Date	Opponent	Receiving				Receiving				Passing				Kick Returns				Punt Returns				Tot aFF
		no.	yds	td	lg	no.	yds	td	lg	comp	att	int	yds	td	lg	no.	yds	td	lg	no.	yds	
Sep 05	at Miami University	40	205	2	28	17	261	2	52	17-23-0	261	2	52	1	12	0	12	3	3	0	3	456
Sep 12	at Charlotte	46	192	1	29	20	283	3	43	20-29-0	283	3	43	3	49	0	17	4	-9	0	0	475
Sep 19	CAMPBELL	36	125	1	23	9	136	2	53	9-28-2	136	2	53	1	24	0	20	0	1	0	0	260
Sep 26	CHATTANOOGA	57	293	1	19	11	107	1	38	11-17-1	107	1	38	0	0	0	0	0	0	0	0	400
Oct 02	at Western Carolina	53	316	3	72	14	226	1	36	14-24-0	226	1	36	3	48	0	19	0	1	0	0	542
Oct 10	at Coastal Carolina	43	208	2	30	16	201	0	57	16-30-1	201	0	57	5	123	0	36	0	0	0	0	409
Oct 17	CHARLESTON SOUTHERN	48	205	1	40	7	70	1	26	7-14-0	70	1	26	2	38	0	23	1	5	0	5	275
Oct 31	GARDNER-WEBB	47	183	1	22	8	97	1	38	8-15-0	97	1	38	0	0	0	0	1	10	0	10	280
Nov 07	at Liberty	30	73	3	24	16	213	1	38	16-33-1	213	1	38	4	67	0	34	3	21	0	23	286
Nov 14	at Monmouth	45	208	1	32	15	144	2	26	15-25-1	144	2	26	3	49	0	18	3	6	0	5	352
Nov 21	KENNESAW STATE	56	271	1	32	4	80	1	37	4-28-2	80	1	37	2	41	0	26	1	-1	0	0	351
Presbyterian College		500	2279	15	72	137	1817	12	57	137-250-8	1817	12	57	24	451	0	36	16	35	0	23	4096
Presbyterian College		441	1483	13	84	87	902	3	48	17-211-12	902	3	48	37	688	0	33	21	177	0	33	2595

Games: 11 - Avg/line: 4.6 - Avg/line: 19.9 - Pass/line: 125.29 - KR avg: 18.11 - PR avg: 2.2 - All purpose avg/game: 429.1 - Total offense avg/game: 372.4

Date	Opponent	Tackles				Sacks		Fumble		Pass Defense			Misc		PUNT Attempts			aFF
		no	a	total	ff-yds	no-yds	f	f-yds	int-yds	qbs	long	kick	kick	misc	misc	ret	%	
Sep 05	at Miami University	46	24	72	5.0-13	1.0-0	1	1-0	1-0	10	1	1	2-3	1	0	0	7	26
Sep 12	at Charlotte	33	34	67	14.0-50	2.0-13	1	0-0	1-1	1	2	0	4-4	0	0	0	7	34
Sep 19	CAMPBELL	36	24	62	7.0-21	0.0-0	1	0-0	0-0	2	3	1	1-2	1	0	0	0	13
Sep 26	CHATTANOOGA	25	16	41	9.0-39	4.0-21	1	2-0	1-44	1	5	0	3-3	0	0	0	14	21
Oct 02	at Western Carolina	31	54	85	3.0-13	1.0-10	1	1-0	2-30	4	2	1	3-3	1	0	0	14	33
Oct 10	at Coastal Carolina	35	40	75	6.0-16	1.0-6	0	0-0	0-0	2	5	0	1-1	0	0	1	0	24
Oct 17	CHARLESTON SOUTHE	31	22	53	8.0-42	4.0-27	0	0-0	2-16	4	2	1	1-1	1	0	0	0	10
Oct 31	GARDNER-WEBB	43	18	61	7.0-38	4.0-31	1	0-0	0-0	2	2	0	2-2	0	0	0	0	14
Nov 07	at Liberty	43	22	65	5.0-23	1.0-10	0	1-0	3-49	1	2	1	3-3	1	0	0	7	21
Nov 14	at Monmouth	33	36	69	10.0-46	5.0-36	1	1-0	1-0	3	4	0	3-3	0	0	0	7	21
Nov 21	KENNESAW STATE	37	20	57	8.0-51	2.0-14	0	0-0	1-0	1	0	1	0-0	1	0	0	0	6
Presbyterian College		397	310	707	82.0-352	25.0-176	7	6-0	12-138	31	28	0	23-25	0	0	1	56	223
Presbyterian College		424	360	784	54.0-175	28.0-117	13	13-24	8-162	13	22	4	16-16	1	0	0	58	138

Date	Opponent	Passing					Field Goals			Kicks								
		no.	yds	avg	long	td	h	%	50+	20	no.	yds	avg	h	sk			
Sep 05	at Miami University	7	249	35.6	49	0	0	2	0	3	0-0	0	0	5	311	62.2	0	0
Sep 12	at Charlotte	5	197	39.4	50	0	0	2	1	2	2-3	35	0	7	475	67.9	2	0
Sep 19	CAMPBELL	6	226	37.7	43	0	1	1	0	1	0-0	0	0	3	187	62.3	1	0
Sep 26	CHATTANOOGA	5	188	37.6	52	0	2	1	1	1	0-1	0	0	4	247	61.8	1	0
Oct 02	at Western Carolina	4	168	42.0	48	0	0	1	0	2	2-2	46	0	7	437	62.4	1	0
Oct 10	at Coastal Carolina	3	113	37.7	40	0	0	2	0	1	3-3	47	0	6	353	58.8	0	0
Oct 17	CHARLESTON SOUTHE	6	211	35.2	43	0	0	0	0	3	1-2	33	0	3	189	63.0	1	0
Oct 31	GARDNER-WEBB	6	254	42.3	48	0	0	0	0	1	0-1	0	0	3	178	59.3	0	0
Nov 07	at Liberty	7	384	54.9	57	0	0	2	1	2	0-1	0	1	4	255	63.8	3	1
Nov 14	at Monmouth	5	214	42.8	55	0	0	1	1	2	0-0	0	0	4	169	42.2	0	0
Nov 21	KENNESAW STATE	6	237	39.5	49	1	0	0	0	3	2-2	33	0	3	110	36.7	0	1
Presbyterian College		60	2363	39.4	57	1	3	12	4	21	10-15	47	1	49	2911	59.4	9	2
Presbyterian College		81	3113	38.4	57	0	3	32	9	21	6-11	34	0	35	2137	61.1	10	1

INDIVIDUAL CAREER HIGHS

#	Player	RUSHING			
		Carries	Yards	Touchdowns	Long
10	Darrell Bridges	32, CCU, '15	186, CCU, '15	2, CAM, '15	55, GWU, '14
8	Ben Cheek	14, LIB, '15	68, LIB, '15	1, MON, '15	19, many (2)
84	DaShawn Davis	1, many (2)	5, CSU '15	-----	5, CSU '15
81	Darquez Watson	2, BLC, '14	5, BLC, '14	-----	9, BLC, '14
7	Daryl Wilson	3, MISS, '14	17, MISS, '14	-----	10, MISS, '14

#	Player	PASSING			
		Completions	Attempts	Yards	Touchdowns
8	Ben Cheek	9, MON, '15	18, MON, '15	93, MON, '15	1, many (2)

#	Player	RECEIVING			
		Receptions	Yards	Touchdowns	Long
10	Darrell Bridges	3, CSU '15	42, CAM, '15	-----	36, CAM, '15
84	Dashawn Davis	4, MON, '15	44, MON, '15	1, many (2)	18, MON, '15
85	Riley Hilton	1, many (2)	15, CAM, '15	1, KSU, '15	15, CAM, '15
88	Joesph Purter	3, CCU, '15	49, WCU, '15	-----	49, WCU, '15
81	Darquez Watson	3, LIB, '14	35, LIB, '14	-----	25, CSU, '14
7	Daryl Wilson	5, MIA, '15	94, BLC, '14	2, BLC, '14	48, BLC, '14

#	Player	TACKLES
		Tackles
47	Grant Beidel	10, KSU, '15
98	Curtis Bey	6, GWU, '15
73	Ryan Brown	2, CSU, '14
48	Jerry Burk	5, CHA, '15
28	Michael Fisher	1, MIA, '15
27	Kevin Green	11, WCU, '15
55	Jordan Guyton	2, MIA, '15
44	Kamren Mack	5, many (2)
51	Obinna Ntiasagwe	7, WCU, '15
31	Steve Osondu	8, BLC, '14
50	Khari Rosier	6, many (2)
40	Joaquin Ross	8, UTC, '15
6	Levent Sands	2, many (2)
94	Derrick Washington	6, WOF, '13
18	Rock Ya-Sin	6, WCU, '15
77	Gyasi Yeldell	2, CCU, '14

Returning players from 2015 shown

2015 GAME-BY-GAME STARTERS

Position	MIA	CHA	CAM	UTC	WCU	CCU	CSU	GWU	LIB	MON	KSU
LT	Allen	Allen	Hughes	Hughes	Allen	Allen	Allen	Allen	Allen	Allen	Allen
LG	Hardy	Hughes	Keller	Keller	Keller	Keller	Keller	Keller	Keller	Hardy	Hardy
C	Cooper	Cooper	Cooper	Cooper	Cooper	Cooper	Cooper	Cooper	Cooper	Cooper	Cooper
RG	Raley	Raley	Raley	Raley	Raley	Raley	Raley	Raley	Raley	Raley	Raley
RT	Bristow	Bristow	Bristow	Bristow	Bristow	Bristow	Hughes	Hughes	Hughes	Bristow	Hughes
TE/WR	Purter	Purter	Purter	Hines	Purter	Purter	Purter	Wilson	Purter	Purter	Purter
WR	Howell	Davis	Howell	Davis	Hines	Howell	Howell	Davis	Howell	Wilson	Howell
WR	Wilson	Wilson	Wilson	Wilson	Wilson	Glenn	Watson	Glenn	Wilson	Glenn	Wilson
QB	Garrick	Garrick	Cheek	Garrick	Garrick	Griffin	Griffin	Cheek	Cheek	Cheek	Cheek
RB	Bridges	Bridges	Bridges	Bridges	Bridges	Bridges	Bridges	Bridges	Patterson	Bridges	Bridges
WR/TE	Hallums	Hallums	Hallums	Hallums	Hallums	Hallums	Hilton	Hallums	Glenn	Palmer	Hines
DE	Akoh	Akoh	Akoh	Akoh	Akoh	Akoh	Akoh	Akoh	Akoh	Akoh	Akoh
DT	Bey	Mack	Mack	Mack	Bey	Bey	Bey	Mack	Mack	Mack	Mack
DT	Ntiasagwe	Ntiasagwe	Ntiasagwe	Ntiasagwe	Ntiasagwe	Ntiasagwe	Ntiasagwe	Ntiasagwe	Ntiasagwe	Ntiasagwe	Ntiasagwe
DE	Rosier	Norfleet	Norfleet	Norfleet	Norfleet	Norfleet	Norfleet	Norfleet	Norfleet	Norfleet	Norfleet
WLB	Dickey	Dickey	Dickey	Dickey	Dickey	Dickey	Dickey	Dickey	Dickey	Dickey	Biedel
MLB	Guyton	Burk	Ross	Ross	Ross	Burk	Burk	Burk	Burk	Burk	Burk
SLB	Williams	Williams	Williams	Williams	Williams	Williams	Williams	Williams	Williams	Williams	Williams
CB	Osondu	Osondu	Osondu	Osondu	Osondu	Osondu	Osondu	Osondu	Osondu	Osondu	Osondu
SS	Britt	Britt	Britt	Britt	Britt	Britt	Britt	Britt	Britt	Britt	Britt
FS	Crawford	Crawford	Crawford	Crawford	Green	Green	Green	Green	Green	Green	Dickey
CB	Byers	Byers	Byers	Byers	Ya-Sin	Ya-Sin	Byers	Byers	Coleman	Byers	Byers
PK	Morrow	Norton	Norton	Norton	Norton	Norton	Norton	Norton	Norton	Norton	Norton
P	Doar	Doar	Doar	Doar	Doar	Doar	Doar	Doar	Doar	Doar	Doar

Note: Bold denotes a PC home game.

2015 GAME SUMMARIES

PC AT MIAMI (OHIO)

Presbyterian	0	0	7	0	7
Miami (Ohio)	7	6	0	13	26

MIA Hudson 10 pass from Kummer (Patterson kick), 1st, 8:26, 5-80
MIA Smith 1 run (kick blocked), 2nd, 5:43, 5-63
PC Bridges 2 run (Norton kick), 3rd, 4:04, 8-38
MIA Williams 52 pass from Kummer (pass failed), 4th, 12:53, 2-78
MIA Smith 1 run (Patterson kick), 4th, 6:48, 6-59
Attendance - 14,397 **Weather - Sunny, 89°**

Team Statistics	PC	MIA
First Downs	17	18
Rushing	41-155	40-205
Passing Yards	163	261
Passing	27-14-1	23-17-0
Total Offense	68-318	63-466
Fumble Returns	1-58	0-0
Punt Returns	1-5	3-39
Kickoff Returns	5-105	1-12
Interception Returns	0-0	1-0
Punting	8-33.5	7-35.6
Fumbles	1-1	2-2
Penalties	12-97	13-162
Time of Possession	34:02	25:58
Third-Down Conversions	4 of 16	5 of 13
Fourth-Down Conversions	1 of 2	0 of 0
Red Zone	1-3	3-4
Sacks	0-0	1-8

Rushing (Car-Yards-TD)

PC Bridges 27-125-1, Hines 3-31, Risher 3-6, Howell 1-2, Cheek 2-0, Wilson 1(-2), Garrick 4(-7)
MIA Smith 12-86-2, Young 10-59, Kummer 6-35, Ragland 4-19, Ross 4-16, Mcinnis. 2-6, Team 2(-16).

Passing (Cm-Att-Yards-I-TD)

PC Garrick 14-27-163-1-0
MIA Kummer 14-19-255-0-2, Ragland 2-3-7-0-0, Bahl, Billy 1-1(-1)-0-0.

Receiving (Rec-Yards-TD)

PC Wilson 5-86, Risher 3-29, Howell 2-20, Hallums 2-9, Hines 1-19, Watson 1-0
MIA Murphy 5-101, Williams 2-51-1, Hudson 2-48-1, Young 2-18, McRae 2-7, A. Smith 2-4, Martin 1-17, R. Smith 1-15

Punt Returns (PR-Yards)

PC Hines 1-5
MIA McRae 3-39

Kickoff Returns (KOR-Yards)

PC Hines 4-85, Bridges 1-20
MIA Young 1-12

Interception Returns (INT-Yards)

PC None
MIA Reid 1-0

Tackle Leaders

PC Williams 9, Mack 4, Bey 4, Byers 4, Burk 4, Norfleet 4

Sacks

PC None

Tackles For Loss

PC Britt 1-2, Fisher 1-2, Norfleet 1-1, Osondu 1-1

PC AT CHARLOTTE

Presbyterian	0	0	0	10	10
Charlotte	7	17	10	0	34

CHA Bostick 6 pass from Johnson (Brewer kick), 1st, 0:42, 7-69
CHA Brewer 24 field goal, 2nd, 6:54, 13-69
CHA Phillips 12 run (Brewer kick), 2nd, 4:51, 2-48
CHA Duke 39 pass from Johnson (Brewer kick), 2nd, 3:23, 1-39
CHA Brewer 35 field goal, 3rd, 10:32, 7-52
CHA Smith, B. 9 pass from Barden (Brewer kick), 3rd, 1:52, 9-61
PC Norton 21 field goal, 4th, 11:17, 13-63
PC Bridges 1 run (Norton kick), 4th, 4:36, 9-64
Attendance - 16,631 **Weather - Overcast, 76°**

Team Statistics	PC	CHA
First Downs	8	23
Rushing	41-103	47-192
Passing Yards	9	276
Passing	17-3-1	29-20-0
Total Offense	58-112	76-468
Fumble Returns	0-0	0-0
Punt Returns	2-1	4-9
Kickoff Returns	5-102	3-49
Interception Returns	0-0	1-1
Punting	11-38.5	5-39.4
Fumbles	1-0	2-1
Penalties	6-39	6-57
Time of Possession	28:40	31:20
Third-Down Conversions	1 of 13	8 of 16
Fourth-Down Conversions	0 of 0	0 of 0
Red Zone	2-2	5-6
Sacks	4-28	1-6

Rushing (Car-Yards-TD)

PC Bridges 22-62-1, Cheek 12-28, Hallums 1-19, Hines 1-8, Wilson 1-8, Davis 2(-5), Garrick 2(-17).
CHA Buie 12-80, Phillips 8-53, Duncan 7-28, Smith 4-20, Barden 10-7, Johnson 5-4, McNeill 1-0

Passing (Cm-Att-Yards-I-TD)

PC Garrick 3-14-9-1-0, Cheek 0-3-0-0-0
CHA Barden 11-17-77-0-1, Johnson 8-11-187-0-2, McNeill 1-1-12-0-0

Receiving (Rec-Yards-TD)

PC Wilson 1-9, Hines 1-3, Bridges 1(-3)
CHA Duke 9-166-1, Bostick 2-37-1, Lemay 2-25, Ford 2-12, Bolus 1-14, Tyler 1-12, Smith 1-9, Phillips 1-4, Montgomery 1(-3)

Punt Returns (PR-Yards)

PC Hines 2-1
CHA Barrow 1(-1), Duke 3(-8)

Kickoff Returns (KOR-Yards)

PC Hines 5-102
CHA Montgomery 2-32, Nesmith 1-17

Interception Returns (INT-Yards)

PC None
CHA Dozier 1(-1)

Tackle Leaders

PC Britt 16, Akoh 10, Dickey 9, Williams 6, Burk 5

Sacks

PC Akoh 1-7, Dickey 1-9, Yeldell 1-4, Bey 0.5-4, Rosier 0.5-4

Tackles For Loss

PC Rosier 1.5-5, Akoh 1-7, Britt 1-3, Dickey 1-9, Ross 1-3, Yeldell 1-4

PC vs. CAMPBELL

Campbell	6	0	0	7	13
Presbyterian	2	14	7	0	23

CAM Joyner 53 pass from Bryant (Ozimek kick blocked), 1st, 8:36, 3-75
PC Osondu PAT return, 1st, 8:36
PC Risher 7 run (Norton kick), 2nd, 13:25, 2-9
PC Bridges 21 run (Norton kick), 2nd, 8:25, 7-80
PC Bridges 1 run (Norton kick), 3rd, 4:56, 1-1
CAM Brown 26 pass from Bryant (Ozimek kick), 4th, 12:03, 13-75
Attendance - 4,102 **Weather - Clear, 82°**

Team Statistics	CAM	PC
First Downs	12	14
Rushing	35-125	40-148
Passing Yards	135	150
Passing	20-9-2	19-8-0
Total Offense	55-260	59-298
Fumble Returns	0-0	1-57
Punt Returns	0-0	1-2
Kickoff Returns	1-24	2-38
Interception Returns	0-0	2-57
Punting	6-38.0	5-32.0
Fumbles	1-1	1-0
Penalties	5-40	8-74
Time of Possession	26:46	33:14
Third-Down Conversions	1 of 12	4 of 12
Fourth-Down Conversions	2 of 3	0 of 0
Red Zone	0-0	3-5
Sacks	0-0	2-16

Rushing (Car-Yards-TD)

PC Bridges 30-132-2, Risher 5-25-1, Wilson 2(-1), Hines 2(-2), Garrick 1(-6)
CAM Jones 18-89, Joyner 10-39, Dillon 3-5, Bryant 4(-8)

Passing (Cm-Att-Yards-I-TD)

PC Garrick 6-13-127-0-0, Cheek 2-6-23-0-0
CAM Bryant 9-18-135-2-2, Salmon 0-2-0-0-0

Receiving (Rec-Yards-TD)

PC Hines 2-49, Bridges 2-42, Purter 2-15, Wilson 1-29, Hilton 1-15
CAM Brown 3-44-1, Joyner 2-63-1, Blockmon 2-20, Millsap 1-8, Bolling 1-0

Punt Returns (PR-Yards)

PC Hines 1-2
CAM None

Kickoff Returns (KOR-Yards)

PC Hines 2-38
CAM Davis 1-24

Interception Returns (INT-Yards)

PC Britt 1-42, Crawford 1-15.
CAM None

Tackle Leaders

PC Williams 11, Norfleet 8, Dickey 6, Osondu 6

Sacks

PC Norfleet 1-0, Ntiasagwe 1-0

Tackles For Loss

PC Rosier 1.5-5, Akoh 1-7, Britt 1-3, Dickey 1-9, Ross 1-3, Yeldell 1-4

2015 GAME SUMMARIES

PC vs. CHATTANOOGA

Chattanooga	7	7	0	7	21
Presbyterian	0	0	0	0	0

UTC Huesman 7 run (Ribeiro kick), 1st, 13:03, 3-11
UTC Borishade 38 pass from Huesman (Ribeiro kick), 2nd, 14:53, 8-81
UTC Brand 44 interception return (Ribeiro kick), 4th, 14:49

Attendance - 3,582 **Weather - Cloudy, 67°**

Team Statistics	UTC	PC
First Downs	23	7
Rushing	57-293	27-74
Passing Yards	107	43
Passing	17-11-1	18-6-1
Total Offense	74-400	45-117
Fumble Returns	0-0	1-2
Punt Returns	0-0	2-32
Kickoff Returns	0-0	3-57
Interception Returns	1-44	1-0
Punting	5-37.6	9-38.8
Fumbles	1-1	2-2
Penalties	6-34	4-35
Time of Possession	38:30	21:30
Third-Down Conversions	10 of 16	2 of 12
Fourth-Down Conversions	0 of 1	0 of 0
Red Zone	1-3	0-0
Sacks	4-21	2-10

Rushing (Car-Yards-TD)

PC Bridges 12-87, Risher 2-6, Hines 3-5, Cheek 8-(-8), Garrick 1-(-15)

UTC Huesman 23-132-1, Craine 17-82, Bagley 11-74, Trotter 1-4, Borishade 1-4, Bennifield 1-3, Nalls 1-0

Passing (Cm-Att-Yards-I-TD)

PC Cheek 5-10-38-1-0, Garrick 1-8-5-0-0
UTC Huesman 11-16-107-1-1, Bennifield 0-1-0-0-0

Receiving (Rec-Yards-TD)

PC Hines 3-20, D. Davis 1-13, Howell 1-5, Hallums 1-5
UTC Board 4-12, Borishade 3-48-1, Stovall 2-6, Bennifield 1-29, Bagley 1-12

Punt Returns (PR-Yards)

PC Hines 2-32
UTC None

Kickoff Returns (KOR-Yards)

PC D. Davis 2-40, Hines 1-17
UTC None

Interception Returns (INT-Yards)

PC Britt 1-0
UTC Brand 1-44

Tackle Leaders

PC Williams 18, Britt 13, Ross 8, Dickey 7, Rosier 5

Sacks

PC Ntiasagwe 1-3, Williams 1-7

Tackles For Loss

PC Britt 1-4, Ntiasagwe 1-3, Rosier 1-2, Williams 1-7

PC AT WESTERN CAROLINA

Presbyterian	7	7	7	0	21
Western Caro.	7	10	3	13	33

PC Bridges 2 run (Norton kick), 1st, 9:01, 7-42
WCU Sexton 9 pass from Mitchell (Howard kick), 1st, 5:30, 2-12
WCU Howard 46 field goal, 2nd, 13:29, 12-59

PC Akoh 73 fumble return (Norton kick), 2nd, 5:28
WCU Newsome 72 run (Howard kick), 2nd, 4:47, 2-75
WCU Howard 45 field goal, 3rd, 12:05, 7-53
PC D. Davis 14 pass from Garrick (Norton kick), 3rd, 5:37, 7-82
WCU Newsome 8 run (rush failed), 4th, 13:07, 7-80
WCU Mitchell 36 run (Howard kick), 4th, 10:08, 4-58

Attendance - 9,191 **Weather - Rain, 63°**

Team Statistics	PC	WCU
First Downs	14	20
Rushing	40-162	53-316
Passing Yards	109	226
Passing	26-11-2	24-14-0
Total Offense	66-271	77-542
Fumble Returns	1-73	0-0
Punt Returns	2-18	0-0
Kickoff Returns	6-136	3-48
Interception Returns	0-0	2-30
Punting	6-40.7	4-42.0
Fumbles	1-1	4-2
Penalties	5-40	13-116
Time of Possession	26:59	33:01
Third-Down Conversions	6 of 15	11 of 18
Fourth-Down Conversions	0 of 2	0 of 1
Red Zone	2-2	3-3
Sacks	1-4	1-10

Rushing (Car-Yards-TD)

PC Bridges 29-121-1, Patterson 3-25, Risher 2-12, Hines 3-12, Wilson 1-0, Garrick 2-(-8)

WCU Newsome 25-189-2, Mitchell 11-75-1, Holloway 15-58

Passing (Cm-Att-Yards-I-TD)

PC Garrick 11-26-109-2-1
WCU Mitchell 14-24-226-0-1

Receiving (Rec-Yards-TD)

PC Hines 3-18, Hallums 2-8, Wilson 2-3, Purter 1-49, D. Davis 1-14, Glenn 1-10, Bridges 1-7

WCU Benson 7-149, Goodman 3-38, Sexton 3-33-1, Mathis 1-6

Punt Returns (PR-Yards)

PC Hines 2-18
WCU None

Kickoff Returns (KOR-Yards)

PC Hines 5-123, D. Davis 1-13
WCU Newsome 3-48

Interception Returns (INT-Yards)

PC None
WCU Morgan 2-0, Harris 0-30

Tackle Leaders

PC Williams 13, Green 27, Dickey 10, Britt 9

Sacks

PC Ntiasagwe 1-4

Tackles For Loss

PC Ntiasagwe 1.5-4, Green 1-1, Bey 0.5-1, Dickey 0.5-1, Rosier 0.5-1

PC AT COASTAL CAROLINA

Presbyterian	3	0	7	7	17
Coastal Caro.	0	12	5	7	24

PC Norton 34 field goal, 1st, 1:22, 9-52
CCU Granger 4 run (pass failed), 2nd, 14:54, 5-64
CCU Granger 38 field goal, 2nd, 11:10, 7-24
CCU Granger 47 field goal, 2nd, 7:55, 5-30
CCU Team safety, 3rd, 13:26
PC Bridges 30 run (Norton kick), 3rd, 8:07, 8-85
CCU Granger 22 field goal, 3rd, 2:06, 12-86
CCU Henderson 5 run (Granger kick), 4th, 9:56, 11-73
PC Griffin 1 run (Norton kick), 4th, 6:04, 8-82

Attendance - 8,039 **Weather - Rain, 72°**

Team Statistics	PC	CCU
First Downs	21	19
Rushing	45-191	43-208
Passing Yards	157	201
Passing	26-13-0	30-16-1
Total Offense	71-348	73-409
Fumble Returns	0-0	0-0
Punt Returns	0-0	0-0
Kickoff Returns	6-94	5-123
Interception Returns	1-0	0-0
Punting	6-34.2	3-37.7
Fumbles	1-0	1-1
Penalties	3-27	7-45
Time of Possession	30:24	29:36
Third-Down Conversions	4 of 15	9 of 18
Fourth-Down Conversions	2 of 4	1 of 2
Red Zone	2-3	4-4
Sacks	2-12	1-6

Rushing (Car-Yards-TD)

PC Bridges 32-186-1, Griffin 9-10-1, Howell 1-4, Patterson 2-4

CCU Henderson 25-124-1, Abercrombie 7-68, Ross 9-14, Granger 1-4

Passing (Cm-Att-Yards-I-TD)

PC Griffin 13-26-157-0-0
CCU Ross 16-30-201-1-0

Receiving (Rec-Yards-TD)

PC Howell 4-75, Purter 3-33, Hallums 2-25, Glenn 2-15, Watson 1-9, Davis 1-0

CCU Mapp 7-129, Blanks 3-28, Sattinger 3-14, Henderson 2-1, Brown 1-29

Punt Returns (PR-Yards)

PC None
CCU None

Kickoff Returns (KOR-Yards)

PC D. Davis 4-65, Sands 2-29
CCU Brown 4-123

Interception Returns (INT-Yards)

PC Britt 1-0
CCU None

Tackle Leaders

PC Britt 8, Williams 8, Akoh 5, D. Washington 5,

Sacks

PC Green 1-7, Rosier 1-5

Tackles For Loss

PC Akoh 1-1, Green 1-7, Norfleet 1-1, Rosier 1-5

2015 GAME SUMMARIES

PC vs. CHARLESTON SOUTHERN

Charleston So.	3	0	0	7	10
Presbyterian	0	7	0	0	7

CSU Tekac 33 field goal, 1st, 2:51, 13-57

PC Bridges 5 run (Norton kick), 2nd, 2:40, 8-60

CSU Hammond 4 run (Tekax kick), 4th, 8:48, 8-75

Attendance - 4,624 **Weather** - Sunny, 67°

Team Statistics	CSU	PC
First Downs	17	9
Rushing	48-205	35-87
Passing Yards	70	55
Passing	14-7-0	18-9-2
Total Offense	62-275	53-142
Fumble Returns	0-0	0-0
Punt Returns	1-5	0-0
Kickoff Returns	2-38	2-28
Interception Returns	2-16	0-0
Punting	6-35.2	8-35.0
Fumbles	2-1	1-0
Penalties	6-45	2-23
Time of Possession	34:00	26:00
Third-Down Conversions	5 of 14	2 of 12
Fourth-Down Conversions	0 of 1	0 of 2
Red Zone	2-4	1-1
Sacks	4-27	2-12

Rushing (Car-Yards-TD)

PC Bridges 26-104-1, D. Davis 1-5, Risher 1-3, Griffin 7-(-25)

CSU Hammond 12-70, Copeland 5-62, Holloway 11-33, Barnwell 3-28, Au. Brown 10-15, Robinson 5-7

Passing (Cm-Att-Yards-I-TD)

PC Griffin 9-18-55-2-0

CSU Au. Brown 7-14-70-0-0

Receiving (Rec-Yards-TD)

PC Howell 3-24, Bridges 3-13, Palmer 1-9, Purter 1-8, Hilton 1-1

CSU Perera 4-42, Korn 1-16, Hammond 1-7, Dinkins 1-5

Punt Returns (PR-Yards)

PC None

CSU Hammond 1-5

Kickoff Returns (KOR-Yards)

PC D. Davis 1-14, Railey 1-14

CSU Hammond 1-23, Hopkins 1-15

Interception Returns (INT-Yards)

PC None

CSU Curl 1-14, McGowens 1-2

Tackle Leaders

PC K. Green 8, Williams 7, Ntiasagwe 6, Dickey 6

Sacks

PC Ntiasagwe 1-8, Bey 0.5-2, Norfleet 0.5-2

Tackles For Loss

PC Ntiasagwe 1.5-8, Akoh 1-1, Bey 1-3, Dickey 1-5, Norfleet 0.5-2

PC vs. GARDNER-WEBB

Gardner-Webb	0	7	7	0	14
Presbyterian	0	7	0	3	10

PC Glenn 12 run (Norton kick), 2nd, 7:36, 3-46

GWU Bernard 2 run (Schumacher kick), 2nd, 4:21, 7-75

GWU Estes 33 pass from Maxwell (Schumacher kick), 3rd, 7:10, 6-68

PC Norton 26 field goal, 4th, 12:53, 13-43

Attendance - 3,163 **Weather** - Overcast, 58°

Team Statistics	GWU	PC
First Downs	17	9
Rushing	47-183	39-160
Passing Yards	97	35
Passing	15-8-0	17-7-0
Total Offense	62-280	56-195
Fumble Returns	0-0	0-0
Punt Returns	1-10	5-48
Kickoff Returns	0-0	3-55
Interception Returns	0-0	0-0
Punting	6-42.3	8-45.8
Fumbles	1-1	1-0
Penalties	4-25	10-103
Time of Possession	32:03	27:57
Third-Down Conversions	5 of 13	3 of 15
Fourth-Down Conversions	0 of 1	1 of 3
Red Zone	1-3	2-2
Sacks	4-31	0-0

Rushing (Car-Yards-TD)

PC Bridges 7-38, Patterson 9-38, Risher 6-28, Glenn 3-28-1, Cheek 11-17, Norton 1-6, D. Davis 1-6, Wilson 1-(-1)

GWU Maxwell 20-105, Bernard 14-57-1, Blackmon 2-9, Bettistea 6-9, Clark 3-8

Passing (Cm-Att-Yards-I-TD)

PC Cheek 7-17-35-0-0

GWU Maxwell 8-15-97-0-1

Receiving (Rec-Yards-TD)

PC Glenn 2-13, Wilson 1-11, Watson 1-9, D. Davis 1-4, Hallums 1-2, Risher 1-(-4)

GWU Henderson 3-26, Estes 2-71, Bernard 2-2, Lee 1-(-2)

Punt Returns (PR-Yards)

PC D. Davis 5-48

GWU Henderson 1-10

Kickoff Returns (KOR-Yards)

PC D. Davis 3-55

GWU None

Interception Returns (INT-Yards)

PC None

GWU None

Tackle Leaders

PC Williams 11, Britt 7, Ross 6, Bey 6, K. Green 6

Sacks

PC None

Tackles For Loss

PC Bey 1-1, Osondu 1-1, K. Green 0.5-1, Mack 0.5-1

PC AT LIBERTY

Presbyterian	3	0	7	3	13
Liberty	0	7	0	14	21

PC Norton 24 field goal, 1st, 4:56, 11-39

LIB Macon 24 run (Lunsford kick), 2nd, 12:24, 1-39

PC Bridges 9 run (Norton kick), 3rd, 6:33, 14-82

PC Norton 30 field goal, 4th, 6:58, 12-46

LIB Macon 2 run (Lunsford kick), 4th, 3:49, 8-82

LIB Rice 1 run (Lunsford kick), 4th, 1:43, 3-9

Attendance - 14,248 **Weather** - Cloudy, 67°

Team Statistics	PC	LU
First Downs	13	14
Rushing	50-191	30-73
Passing Yards	31	213
Passing	18-3-3	33-16-1
Total Offense	68-222	63-286
Fumble Returns	0-0	0-0
Punt Returns	2-26	3-21
Kickoff Returns	0-0	4-67
Interception Returns	1-13	3-49
Punting	6-42.3	7-43.4
Fumbles	1-1	1-0
Penalties	5-68	8-65
Time of Possession	34:22	25:38
Third-Down Conversions	6 of 17	4 of 13
Fourth-Down Conversions	3 of 3	0 of 1
Red Zone	3-3	2-3
Sacks	2-10	1-10

Rushing (Car-Yards-TD)

PC Cheek 14-68, Bridges 17-64-1, Patterson 14-53, Howell 1-7, Hines 1-2, Glenn 1-2, D. Davis 1-(-5)

LU Macon 13-67-2, Rice 11-5-1, Edwards 2-5, Woodrum 4-(-4)

Passing (Cm-Att-Yards-I-TD)

PC Cheek 3-18-31-3-0

LU Woodrum 16-33-213-1-0

Receiving (Rec-Yards-TD)

PC Howell 1-20, D. Davis 1-7, Hines 1-4

LU Peterson 8-86, Farrow 3-59, King 3-45, Parker 1-17, Smith 1-6

Punt Returns (PR-Yards)

PC D. Davis 2-26

LU Parker 3-21

Kickoff Returns (KOR-Yards)

PC None

LU King 3-58

Interception Returns (INT-Yards)

PC Dickey 1-13

LU Jalloh 1-31, O'Grady 1-18, Holloway 1-0

Tackle Leaders

PC K. Green 8, Williams 8, Britt 5, Ntiasagwe 5, Dickey 4, Akoh 4

Sacks

PC Ntiasagwe 1-5, Akoh 0.5-2, Norfleet 0.5-3

Tackles For Loss

PC Ntiasagwe 1.5-6, Britt 1-1, Burk 1-1, Akoh 0.5-2, Green 0.5-1, Norfleet 0.5-3, Rosier 0.5-1, Williams 0.5-1

2015 GAME SUMMARIES

PC AT MONMOUTH

Presbyterian	3	7	0	6	16
Monmouth	0	7	14	0	21

PC Norton 34 field goal, 1st, 10:51, 4-3
 MU Ezemma 5 pass from Williams (White kick), 2nd, 4:06, 13-86
 PC Cheek 1 run (Norton kick), 2nd, 0:19, 10-65
 MU Ambush 13 run (White kick), 3rd, 9:15, 8-40
 MU White Jr. 11 pass from Williams (White kick), 3rd, 1:04, 11-80
 PC Davis 18 pass from Cheek (Pass failed), 4th, 5:20, 7-28
Attendance - 1,811 **Weather** - Sunny, 49°

Team Statistics	PC	MU
First Downs	10	19
Rushing	40-92	45-208
Passing Yards	93	144
Passing	18-9-1	25-15-1
Total Offense	58-185	70-352
Fumble Returns	0-0	0-0
Punt Returns	3-31	3-6
Kickoff Returns	3-36	3-49
Interception Returns	1-38	1-0
Punting	6-43.7	5-42.8
Fumbles	1-1	1-1
Penalties	5-32	4-40
Time of Possession	27:38	32:22
Third-Down Conversions	3 of 14	8 of 17
Fourth-Down Conversions	2 of 3	2 of 3
Red Zone	3-3	3-4
Sacks	1-4	5-36

Rushing (Car-Yards-TD)

PC Patterson 19-35, Cheek 13-33-1, Bridges 3-12, Hines 1-8, Risher 1-3, Glenn 1-2, Dickey 1-1
 MU Welch 10-81, Chaney 22-57, Williams 7-38, Ambush 2-31-1, Dumas 1-5

Passing (Cm-Att-Yards-I-TD)

PC Cheek 9-18-93-1-1
 MU Williams 15-25-144-1-2

Receiving (Rec-Yards-TD)

PC D. Davis 4-44-1, Hines 2-13, Patterson 2-4, Howell 1-32
 MU White Jr. 4-44-1, Chaney 3-21, Ambush 2-28, Valles 2-23, Gray 2-13, Phelps 1-10, Ezemma 1-5

Punt Returns (PR-Yards)

PC D. Davis 3-31
 MU Ambush 3-6

Kickoff Returns (KOR-Yards)

PC Osondu 1-22, Hilton 1-10, D. Davis 1-4
 MU Ambush 2-35, Dumas 1-14

Interception Returns (INT-Yards)

PC Williams 1-38
 MU Berry 1-0

Tackle Leaders

PC Williams 13, Akoh 7, Anderson 7, Britt 6, Dickey 6

Sacks

PC Bey 1-4

Tackles For Loss

PC Akoh 1-3, Bey 1-4, Mack 1-1, Osondu 1-1, Rosier 1-1, Williams 1-1, Burk 0.5-1, Norfleet 0.5-1

PC vs. KENNESAW STATE

Kennesaw St.	0	3	0	3	6
Presbyterian	0	7	0	7	14

PC Hilton 3 pass from Cheek (Norton kick), 2nd, 14:17, 4-92
 KSU Thompson 26 field goal, 2nd, 5:29, 7-45
 PC Wilson 7 run (Norton kick), 4th, 13:15, 9-74
 KSU Thompson 33 yd field goal, 4th, 3:40, 12-41
Attendance - 3,577 **Weather** - Cloudy, 56°

Team Statistics	KSU	PC
First Downs	19	7
Rushing	56-271	43-130
Passing Yards	80	57
Passing	20-4-2	7-4-1
Total Offense	76-351	50-187
Fumble Returns	0-0	1-50
Punt Returns	1-(-1)	2-14
Kickoff Returns	2-41	2-17
Interception Returns	1-0	2-54
Punting	6-39.5	8-36.9
Fumbles	2-2	2-0
Penalties	8-80	6-71
Time of Possession	30:34	29:26
Third-Down Conversions	6 of 17	3 of 12
Fourth-Down Conversions	1 of 2	0 of 0
Red Zone	2-3	2-3
Sacks By	2-14	4-21

Rushing (Car-Yards-TD)

PC Bridges 19-134, Cheek 11-14, Wilson 1-7-1, Patterson 6-6, Glenn 2-4, Howell 1-0
 KSU White 31-155, Holland 9-55, Bennett 9-32, McKenzie 4-13, Godhigh 1-11, Chivers 2-5

Passing (Cm-Att-Yards-I-TD)

PC Cheek 4-7-57-1-1
 KSU McKenzie 3-11-43-0-0, White 1-9-37-2-0

Receiving (Rec-Yards-TD)

PC Wilson 1-46, Hines 1-10, Hilton 1-3-1, Purter 1-(-2)
 KSU Trawick 2-36, Bennett 1-37, Chivers 1-7

Punt Returns (PR-Yards)

PC D. Davis 2-14
 KSU Henkle 1-(-1)

Kickoff Returns (KOR-Yards)

PC Patterson 1-9, Hilton 1-8
 KSU Stone 2-41

Interception Returns (INT-Yards)

PC Britt 1-37, Burk 1-17
 KSU Blackmon 1-0

Tackle Leaders

PC Beidel 10, Britt 10, Williams 9, Anderson 5, Akoh 5, Mack 5

Sacks

PC Akoh 1.5-8, Norfleet 1-7, Rosier 1-5, Ntiasagwe 0.5-1

Tackles For Loss

PC Akoh 1.5-8, Britt 1-2, Norfleet 1-7, Rosier 1-5, Ntiasagwe 0.5-1

HEAD COACHING RECORDS

#	Head Coach	Years	Seasons	Games	Home	Away	Neutral	Conf.	Win %	Overall	Win%
1	Everett Boe	1913	1	8	2-0	1-3	2-0	----	----	5-3	.625
2	E.C. Theller	1914	1	6	1-0	1-1-1	2-0	----	----	4-1-1	.750
3	Walter Johnson	1915-17, 19-40	25	224	41-24-5	45-74-14	15-6	----	----	101-104-19	.493
4	Gifford Shaw	1918	1	2	0-0	1-0	1-0	----	----	2-0	1.000
5	Lonnie McMillian	1941-53	13	121	28-7-1	31-49-1	2-2	----	----	61-58-2	.512
6	Bill Crutchfield	1954-56	3	28	6-4	6-10-1	1-0	----	----	13-14-1	.482
7	Frank Jones	1957-61	5	49	11-6-1	13-15-2	0-1	----	----	24-22-3	.520
8	Clyde Erhardt	1962	1	10	0-3	1-4	0-2	----	----	1-9	.100
9	Cally Gault	1963-84	22	234	65-38-3	61-61-5	0-1	44-19-4	.687	126-100-8	.556
10	Elliott Poss	1985-90	6	67	17-11	12-26-1	0-0	18-23-1	.440	29-37-1	.440
11	John Perry	1991-96	6	66	15-16	14-21	0-0	21-25	.456	29-37	.439
12	Daryl Dickey	1997-00	4	43	14-6	14-9	0-0	21-12	.636	28-15	.651
13	Tommy Spangler	2001-06	6	66	20-13	22-11	0-0	28-14	.667	42-24	.636
14	Bobby Bentley	2007-08	2	23	7-2	3-11	0-0	----	----	10-13	.435
15	Harold Nichols	2009-15	7	75	14-22	3-36	0-0	8-31	.205	17-58	.227
Totals			103	1,022	241-152-10	228-331-25	23-12	140-124-5	.530	492-495-35	.499
									SAC	132-93-5	.585
									BSN	8-31	.205



HISTORY AND RECORDS



2016 PC FOOTBALL

INDIVIDUAL RECORDS

RUSHING

CARRIES

Game: 33, Lance Byrd vs. Charleston Southern, 11-07-2009
Season: 224, Darrell Bridges, 2015
Career: 517, Lance Byrd, 2009-12

RUSHING YARDS

Half: 158, Lance Byrd vs. Charleston Southern, 11-07-2009
Game: 274, Lance Byrd vs. Charleston Southern, 11-07-2009
Season: 1,065, Darrell Bridges, 2015
Career: 2,631, Lance Byrd, 2009-12

RUSHING YARDS PER GAME

Season: 96.8, Darrell Bridges, 2015 (1,065 in 11 games)
Career: 76.9, Darrell Bridges, 2013-15 (1,461 in 19 games)

YARDS PER CARRY

Game: 12.4, LaQua Mayes vs. Bluefield, 9-06-2014
Season: (Min. 200 Yards) 7.80, LaQua Mayes, 2014 (30-234)
(Min. 300 Yards) 6.37, Demarcus Rouse, 2012 (67-427)
(Min. 600 Yards) 5.51, Lance Byrd, 2009 (127-700)
Career: (Min. 500 Yards) 5.49, LaQua Mayes, 2013-14 (101-554)
(Min. 1,000 Yards) 5.09, Lance Byrd, 2009-12 (517-2,631)

100-YARD GAMES

Season: 6, Darrell Bridges, 2015
Career: 7, Darrell Bridges, 2013-15

CONSECUTIVE 100-YARD GAMES

Season: 3, Darrell Bridges, 2015
Career: 3, Lance Byrd (last two games of 2011, first game of 2012); Darrell Bridges, 2015

100-YARD GAMES VS. ONE OPPONENT

Career: 3, Lance Byrd vs. Charleston Southern, 2009, 11-12

200-YARD GAMES

Season: 1, Lance Byrd, 2009
Career: 1, Lance Byrd, 2009-12

RUSHING YARDS IN A SERIES IN A SEASON

2 Games: 422, Lance Byrd, 2009
3 Games: 482, Lance Byrd, 2009
4 Games: 526, Darrell Bridges, 2015
5 Games: 630, Darrell Bridges, 2015
6 Games: 713, Darrell Bridges, 2015

RUSHING YARDS BY A FRESHMAN

Game: 274, Lance Byrd vs. Charleston Southern, 11-07-2009
Season: 700, Lance Byrd, 2009

RUSHING YARDS BY A QUARTERBACK

Game: 108, Ryan Singer vs. Liberty, 10-29-2011
Season: 360, Ryan Singer, 2011
Career: 507, Ryan Singer, 2010-11

RUSHING YARDS BY TWO PLAYERS

Game: (Min. 100 Yds. each) 278, LaQua Mayes (161) & Demarcus Rouse (117) vs. Bluefield, 9-6-14

Season: 1,270, Lance Byrd (910) & Ryan Singer (360), 2011

RUSHING TOUCHDOWNS

Game: 3, S.J. Worrell at Coastal Carolina, 10-20-2007;
Lance Byrd vs. Gardner-Webb, 10-15-2011;
Demarcus Rouse vs. Brevard, 9-01-2012; Demarcus Rouse at Charleston Southern, 10-20-2012;

Season: 9, Demarcus Rouse, 2012
Career: 22, Demarcus Rouse, 2011-14

PASSING

PASSING ATTEMPTS

Half: 34, Brandon Miley vs. VMI (2nd), 11-22-2008
Game: 57, Tim Webb vs. Appalachian State, 9-27-2008
Season: 263, Brandon Miley, 2009
Career: 707, Brandon Miley, 2008-11

PASSING ATTEMPTS PER GAME

Season: 37.2, Tim Webb, 2008 (223 in 6 games)
Career: 21.4, Tim Webb, 2007-09 (536 in 25 games)

COMPLETIONS

Game: 37, Tim Webb vs. Wofford, 8-30-2008
Consecutive Games: 56, Tim Webb, vs. Wofford, Fayetteville State, 2008
Three Consecutive Games: 79, Tim Webb, vs. North Greenville, VMI, Coastal Carolina, 2007
Consecutive Games With 20: 5, Brandon Miley, 2008
Season: 158, Brandon Miley, 2009
Career: 400, Brandon Miley, 2008-11

COMPLETIONS PER GAME

Season: 22.5, Tim Webb, 2008 (135 in 6 games)
Career: 14.7, Tim Webb, 2007-09 (338 in 23 games)

CONSECUTIVE GAMES COMPLETING A PASS

Season: 11, Brandon Miley, 2009; Ryan Singer, 2011
Career: 23, Brandon Miley, 2008-10

COMPLETION PERCENTAGE

Game: (Min. 10 Att.) 90.0, Heys McMath vs. Point, 10-26-2013 (9-10)
(Min. 15 Att.) 83.3, Kaleb Griffin at Furman, 9-14-2013 (15-18)
(Min. 20 Att.) 77.5, Tim Webb vs. North Greenville, 10-04-2007 (31-40)
Season: (Min. 100 Att.) 71.0, Kaleb Griffin, 2013 (71-100)
Career: (Min. 200 Att.) 63.1, Tim Webb, 2007-09 (338-536)

PASSING YARDS

Game: 648, Tim Webb vs. North Greenville, 10-04-2007
Season: 1,797, Tim Webb, 2009
Career: 4,295, Brandon Miley, 2007-11

PASSING YARDS PER GAME

Season: 248.0, Grayson Mullins, 2007
Career: 162.0, Tim Webb, 2007-09

PASSING YARDS IN CONSECUTIVE GAMES

2 Games: 871, Tim Webb, 2007
3 Games: 1,267, Tim Webb, 2007
4 Games: 1,419, Tim Webb, 2007
5 Games: 1,503, Tim Webb, 2007
6 Games: 1,716, Tim Webb, 2007

YARDS PER COMPLETION

Game: 25.5, M. Gary vs. Davidson, 11-20-2010
Season: (Min. 50 Comp.) 14.0, Tim Webb, 2007 (128-1,797)
Career: (Min. 100 Comp.) 13.1, Grayson Mullins, 2007 (133-1,736)

YARDS PER PASSING ATTEMPT

Game: 16.2, Tim Webb vs. North Greenville, 10-04-2007
Season: (Min. 100 Att.) 9.9, Tim Webb, 2007 (182-1,797)
Career: (Min. 200 Att.) 7.6, Tim Webb, 2007-09 (338-4,051)

200-YARD PASSING GAMES

Season: 5, Brandon Miley, 2008; Grayson Mullins, 2007
Career: 9, Tim Webb, 2007-09; Brandon Miley, 2008-11

300-YARD PASSING GAMES

Season: 3, Brandon Miley, 2008
Career: 4, Tim Webb, 2007-09

PASSING TOUCHDOWNS

Half:
Game: 7, Tim Webb vs. North Greenville, 10-04-2007
Season: 15, Grayson Mullins, 2007; Tim Webb, 2007
Career: 28, Tim Webb, 2007-09

PASSING TOUCHDOWNS PER GAME

Season: 2.14, Grayson Mullins, 2007 (15 in 7 games)
Career: 1.12, Tim Webb, 2007-09 (28 in 25 games)

PASSING EFFICIENCY RATING

Game: 290.4, Hayes McMath vs. Point, 10-26-2013
Season: (Min. 100 Att.) 169.5, Tim Webb, 2007
Career: (Min. 200 Att.) 134.1, Tim Webb, 2007-09

LOWEST INTERCEPTION PERCENTAGE

Season: (Min. 75 Att.) 2.50, Kaleb Griffin, 2012 (5 in 200 att.)
Career: (Min. 100 Att.) 3.18, Kaleb Griffin, 2012-15 (12 in 377 att.)

TOTAL OFFENSE

TOTAL OFFENSE PLAYS

Game: 75, Brandon Miley vs. VMI, 11-22-2008
Season: 366, Ryan Singer, 2011
Career: 608, Tim Webb, 2007-09

TOTAL OFFENSE YARDS

Game: 638, Tim Webb vs. North Greenville, 10-4-2007
Season: 1,906, Grayson Mullins, 2007
Career: 4,380, Brandon Miley, 2008-11

TOTAL OFFENSE YARDS PER GAME

Season: 272.3, Grayson Mullins, 2007
Career: 166.9, Heys McMath, 2013-14

INDIVIDUAL RECORDS

TOTAL OFFENSE YARDS PER PLAY

Game: 14.5, Tim Webb vs. North Greenville, 10-4-2007 (44 plays, -10 rush, 648 pass for 638 yards)
Season: 8.79, Tim Webb, 2007 (211 plays, 58 rush, 1,797 pass for 1,855 yards)
Career: 6.61, Tim Webb, 2007-09 (608 plays, -35 rush, 4,051 pass for 4,016 yards)

200-YARD TOTAL OFFENSE GAMES

Season: 6, Grayson Mullins, 2007; Brandon Miley, 2008
Career: 10, Brandon Miley, 2008-11

300-YARD TOTAL OFFENSE GAMES

Season: 3, Grayson Mullins, 2007; Brandon Miley, 2008
Career: 4, Tim Webb, 2007-09

RECEIVING

RECEPTIONS

Game: 12, Terrance Butler vs. Appalachian State, 9-27-2008
Season: 65, Terrance Butler, 2007
Career: 117, Tobi Antigha, 20011-14

RECEPTIONS PER GAME

Season: 5.91, Terrance Butler, 2007 (65 in 11 games)
Career: 5.18, Terrance Butler, 2007-08 (114 in 22 games)

RECEIVING YARDS

Game: 215, Terrance Butler vs. North Greenville, 10-4-2007
Season: 1,072, Terrance Butler, 2007
Career: 1,679, Terrance Butler, 2007-08

RECEIVING YARDS PER GAME

Season: 97.5, Terrance Butler, 2007 (1,072 in 11 games)

100-YARD RECEIVING GAMES

Season: 5, Terrance Butler, 2007
Career: 7, Terrance Butler, 2007-08
Consecutive: 3, Terrance Butler, 2007

YARDS PER RECEPTION

Game: (Min. 5 Rec.) 30.7, Terrance Butler vs. North Greenville, 9-27-2008 (7-215)
Season: (Min. 20 Rec.) 21.5, Sean Adegbola, 2009 (28-602)
Career: (Min. 30 Rec.) 15.02, Matt Quinn, 2007-09 (54-811)

RECEIVING TOUCHDOWNS

Game: 3, Terrance Butler vs. North Greenville, 10-4-2007; Larry Thomas vs. North Greenville, 10-4-2007
Season: 8, Terrance Butler, 2007
Career: 14, Terrance Butler, 2007-08

RECEPTIONS BY A RUNNING BACK

Game: 10, S.J. Worrell vs. Coastal Carolina, 10-20-2007
Season: 53, S.J. Worrell, 2007
Career: 95, S.J. Worrell, 2007-08

RECEIVING YARDS BY A RUNNING BACK

Game: 117, Chetyuane Reeder vs. Furman, 9-1-2007
Season: 558, S.J. Worrell, 2007

Career: 803, S.J. Worrell, 2007-08

RECEPTIONS BY A TIGHT END

Game: 4, Sam Wilson vs. Coastal Carolina, 10-20-2007; Robert Bumgarner vs. Wake Forest, 9-2-2010; Robert Bumgarner vs. Charleston Southern, 11-13-2010; Joey Gilkey vs. Wofford, 10-5-2013
Season: 18, Joey Gilkey, 2013
Career: 42, Joey Gilkey, 2010-13

RECEIVING YARDS BY A TIGHT END

Game: 63, Sam Wilson vs. Coastal Carolina, 10-20-2007
Season: 206, Robert Bumgarner, 2008
Career: 441, Robert Bumgarner, 2007-10

RECEIVING TOUCHDOWNS BY A TIGHT END

Game: 1 by many
Season: 3, Joey Gilkey, 2011; Josh Gilkey, 2013
Career: 6, Joey Gilkey, 2010-2013

INTERCEPTIONS

INTERCEPTIONS

Game: 1 by many
Season: 4, Justin Bethel, 2011; Ed Britt, 2015
Career: 7, Justin Bethel, 2008-11; Ed Britt, 2012-15

INTERCEPTION RETURN YARDS

Game: 76, M. Williams vs. Davidson, 9-29-2012
Season: 79, Ed Britt, 2015
Career: 129, Justin Bethel, 2008-11

AVERAGE INTERCEPTION RETURN YARDS

Season: (Min. 3) 19.8, Ed Britt, 2015 (4-79)
Career: (Min. 5) 20.4, Antarius Terrell, 2009-12 (5-102)

INTERCEPTION RETURNS FOR TOUCHDOWNS

Game: 1 by many (7)
Season: 1 by many (7)
Career: 2, Antarius Terrell, 2009-12

PUNTING

PUNTS

Game: 12, Patrick Morgano vs. Elon, 9-12-2009
Season: 80, Stephen Doar, 2015
Career: 246, Patrick Morgano, 2009-12

PUNTING AVERAGE

Game: (Min. 3 punts) 51.7, Patrick Morgano vs. Cal, 9-17-2011 (9-465)
Season: (Min. 25 punts) 40.6, Patrick Morgano, 2011 (66-2,683)
Career: (Min. 50 punts) 39.1, Patrick Morgano, 2009-12 (246-9,622)

PUNTS INSIDE THE 20

Game: 5, Stephen Doar vs. Furman, 9-13-2014; Stephen Doar vs. Monmouth, 10-25-2014

PUNTING YARDS

Game: 465, Patrick Morgano vs. Cal, 9-17-2011
Season: 3,083, Stephen Doar, 2015
Career: 9,622, Patrick Morgano, 2009-12

PUNT RETURNS

PUNT RETURNS

Game: 5, Cedric Byrd vs. Brevard, 9-1-2012; Tobi Antigha vs. Bluefield, 9-6-2014; DaShawn Davis vs. Gardner-Webb, 10-31-2015
Season: 12, Cedric Byrd, 2012; Jeremiah McKie, 2013; **DaShawn Davis, 2015**
Career: 34, Cedric Byrd, 2010-12, 14

PUNT RETURN YARDS

Game: 87, Tobi Antigha vs. Bluefield, 9-6-2014
Season: 150, Jeremiah McKie, 2013
Career: 232, Jeremiah McKie, 2011-14

PUNT RETURNS FOR TOUCHDOWN

Game: 1 by many
Season: 2, Justin Bethel, 2011
Career: 2, Justin Bethel, 2008-11

PUNT RETURN AVERAGE

Game: (Min. 2 Ret.) 31.0, Jeremiah McKie vs. Brevard, 9-7-2013 (2-62)
Season: (Min. 7 Ret.) 13.6, Tobi Antigha, 2014 (7-95)
Career: (Min. 20 Ret.) 9.28, Jeremiah McKie, 2011-14 (25-232)

KICKOFF RETURNS

KICKOFF RETURNS

Game: 7, Tyler Robbins vs. Elon, 9-13-2008; Tyler Robbins vs. The Citadel, 9-26-2009; Seth Moreland vs. Wake Forest, 9-2-2010; Jeremiah McKie vs. Northern Illinois, 8-28-2014;
Season: 31, Michael Ruff, 2012
Career: 97, Michael Ruff, 2008-12

KICKOFF RETURN YARDS

Game: 151, Jeremiah McKie vs. VMI, 10-19-2013
Season: 715, Michael Ruff, 2012
Career: 1,971, Michael Ruff, 2008-12

KICKOFF RETURNS FOR TOUCHDOWN

Game: 1 by many (3)
Season: 1 by many (3)
Career: 1 by many (3)

KICKOFF RETURN AVERAGE

Game: (Min. 2 Ret.) 50.3, Jeremiah McKie vs. VMI, 10-19-2013 (3-151)
Season: (Min. 10 Ret.) 24.5, Jeremiah McKie, 2013 (20-490)
Career: (Min. 20 Ret.) 22.2, Chetyuane Reeder, 2007-08 (22-488)

HONORS AND AWARDS

All-Americans

1943 - Jack Adams, DE	AP
1944 - Andy Kavounis, OG	AP
1946 - Hank Caver, QB	AP
1949 - Joe Kirven, DE	AP
1951 - William Wier, OT	AP
1952 - Joe Kirven, DE	AP
1954 - Luther Shealy, G	AP
1959 - Bobby Pate, HB	AP
Billy Ogden, G	AP
1960 - Billy Ogden, G	AP
1968 - Dan Eckstein, HB	AP
1970 - Allen McNeil, QB	AP
Bobby Norris, LB	AP
1977 - Elliot Pauling, RB	NAIA
1978 - Roy Walker, OT	AFCA, Kodak, AP
John Odom, C	NAIA
Jimmy Spence, QB	NAIA, AP
1979 - Roy Walker, OT	NAIA, AFCA, Kodak
Clayto Burke, TB	NAIA
Jimmy Spence, QB	NAIA
Jim McCoun, DE	NAIA
1980 - Jimmy Spence, QB	NAIA
Joe Grant, OG	NAIA
1981 - Larry Owens, OG	NAIA
1982 - Charles Huff, CB	NAIA
Elijah Ray, TE	NAIA
Robert Williams, DT	NAIA
Jimmy Turner, DE	NAIA
1983 - Jimmy Turner, DE	NAIA
1984 - Charles Huff, DB	NAIA
Charles Patterson	NAIA
1985 - Lawrence Jackson, DT	NAIA
1986 - Harry Palmer, OG	NAIA
1987 - Sam Pickney, LB	NAIA
1989 - Steve Parsley, RB	NAIA
Laverne Reddick, WR	NAIA
1995 - Steve Gorrie, RB	D. Hansen, CM Frank
Antonio Merriweather, LB	CM Frank
1996 - Brian Estes, OT	D. Hansen
1997 - Troy Gamble, SS	D. Hansen
1998 - Troy Gamble, SS	D. Hansen
1999 - Todd Cunningham, QB	USA FB, D. Hansen
Brad Bolemon, WR	D. Hansen
Travis Smith, WR	D. Hansen
2000 - Travis Smith, P	D. Hansen
2001 - Todd Cunningham, QB	AFCA, AP, D. Hansen
D.J. Humphries, WR	AP, D. Hansen, D2FB.com
Nacomma Maxwell, DE	D. Hansen
2002 - Ryan Bowers, SS	D. Hansen
Nacomma Maxwell, DE	D. Hansen, D2FB.com
2004 - Quasi Gary, SS	D. Hansen
Teddy Canty, DL	D. Hansen
2005 - Chad Burgess, SS	D. Hansen
Justin Durant, WR	D. Hansen
Zach Ellis, QB	D. Hansen, D2FB.com
Quasi Gary, DB	D. Hansen, D2FB.com
Antwan Thomas, LB	D. Hansen
Marcus Brisbane, OL	D. Hansen, AFCA, AP, CollegeSportsReport.com
2011 - Justin Bethel	Sports Network
College Sports Journal, Phil Steele FCS	

All-Big South

2008 Adam McKinney	DL	Sr.	1st
Antwan Thomas	LB	Sr.	1st
Brandon Clark	WR	Sr.	2nd
Anthony McKnight	DB	Sr.	2nd
Bryson Summers	P	Sr.	2nd
2009 Justin Bethel	DB	So.	2nd
Patrick McKoy	WR	So.	2nd
Matt Quinn	LS	Sr.	2nd
2010 Justin Bethel	DB	Jr.	2nd
Derek Brown	LB	Sr.	2nd
Trandon Dendy	RB	RSr.	2nd
Patrick Morgano	P	So.	2nd
2011 Justin Bethel	CB	Sr.	1st
Brian Davis	DB	Sr.	1st
Max Travis	OL	Sr.	1st
Lance Byrd	RB	Jr.	2nd
Derren Evans	DE	Sr.	2nd
CeeJay Harris	LB	Sr.	2nd
Patrick Morgano	P	Jr.	2nd
2012 Michael Ruff	KR	RSr.	1st
LJ Perry	LB	Jr.	2nd
Donelle Williams	LB	So.	2nd
2013 Jeremiah McKie	PR	Jr.	1st
Tobi Antigha	WR	Jr.	2nd
Tim Fowler	OL	RSr.	2nd
Jeremiah McKie	KR	Jr.	2nd
2014 Ed Britt	DB	Jr.	1st
Donelle Williams	LB	RJr.	1st
Tobi Antigha	WR	Sr.	2nd
Cannon Jordan	LS	RSr.	2nd
Devinn Ritter	OL	Sr.	2nd
2015 Darrell Bridges	RB	RSo.	1st
Ed Britt	S	Sr.	1st
Stephen Doar	P	Sr.	1st
Donelle Williams	LB	RSr.	1st
Ugonna Akoh	DL	RJr.	2nd

Academic All-Big South

2008 - Antwan Thomas, LB
2009 - Matt Freeman, DL
2010 - Myron Gary, QB
2011 - James Festa, OL
2012 - Breyon Williams, RB
2013 - Stephen Doar, P
2014 - Ugonna Akoh, DL
2015 - Ugonna Akoh, DL

Big South Defensive Player of the Year

2011 - Justin Bethel, DB

Big South Freshman of the Year

2011 - Donelle Williams, LB

Big South Coach of the Year

2014 - Harold Nichols (Co-COY)

CoSIDA Academic All-District

2008 - Antwan Thomas, LB
2009 - Matt Freeman, DL
2010 - Jared Tavernier, OL
2011 - James Festa, OL
2014 - Ugonna Akoh, DL
2015 - Ugonna Akoh, DL

CoSIDA Academic All-America

2015 - Ugonna Akoh, DL	
Buck Buchanan Award Finalist	
2011 - Justin Bethel, CB	
College Football Performance Awards	
2011 - Justin Bethel	Defensive Back
Justin Bethel	Punt Returner

Big South Players of the Week

2008		
9/22	Bryson Summers	Def.
11/3	Brandon Miley	Off.
	Anthony McKnight	Def.
	Cam Miller	ST
11/24	Justin Bethel	Fr.
2009		
10/24	Lance Byrd	Fr.
11/9	Lance Byrd	Fr.
11/16	Lance Byrd	Fr.
11/23	Patrick Morgano	Fr.
2010		
10/4	Patrick Morgano	ST
	Jimmy Pruitt	Fr.
10/25	Brian Davis	Def.
	Cam Miller	ST
11/1	Ryan Singer	Fr.

2011

9/12	CeeJay Harris	ST
9/19	Justin Bethel	ST
9/26	Demarcus Rouse	Fr.
10/17	Justin Bethel (Co)	Def.
10/31	Donelle Williams	Fr.
11/21	Jeremiah McKie	Fr.

2012

9/3	Michael Ruff	ST
9/24	Tamyn Garrick	Fr.
10/1	Bryson Brindle	Fr.
11/12	Stephen Doar	Fr.

2013

10/7	Stephen Doar	ST
10/21	Heys McMath	Fr.
11/18	Kenyon Brown	Fr.
11/25	Ugonna Akoh	Fr.

2014

9/15	DaRon Dickey	Def.
	Stephen Doar	ST
10/20	Ugonna Akoh	Def.
11/17	Isaiah Lynn	Def.
	Darrell Bridges	Fr.

2015

9/28	Ed Britt	Def.
11/22	Ed Britt	Def.



NFL DRAFT PICKS

Year	Round	Pick	Player, Pos.	Team
1944	19	187	Jack Adams, E	Cardinals
	22	223	Hank Carver, B	Steelers
1958	14	169	Ken Webb, B	Lions
1960	7	83	Bobby Waters, QB	49ers
	19	227	Bobby Pate, B	49ers
1961	19	253	Bill Hill, RB	Vikings
1962	18	252	Bob Joiner, QB	Packers
1969	15	376	Dan Eckstein, DB	Packers
2012	6	177	Justin Bethel, CB	Cardinals

HONORS AND AWARDS

All-SAC

1975 - Bee Carlton, OL	1st	Rodney Berry, LB	2nd
Jody Salmon, QB	2nd	Kelvin Calwile, DB	2nd
1976 - Claude Crocker, DB	1st	Stacey Drakeford, DB	2nd
John Hackett, DB	1st	Jimmy Lindsey, RB	2nd
Alan Smith, DL	1st	Jimmy Lindsey, RS	2nd
Robbie Strickland, OL	1st	Charlie Patterson, OL	2nd
Elliot Pauling, RS	2nd	1987 - Mike Bolchoz, OL	1st
David Penland, OL	2nd	Leroy Mincey, LB	1st
Jody Salmon, QB	2nd	Brad Moser, DL	1st
1977 - David Elliot, DB	1st	Sam Pinkney, LB	1st
David Elliot, RS	1st	Kevin Calwile, DB	2nd
Jim McCoun, DL	1st	Bobby Jones, LB	2nd
Elliot Pauling, RB	1st	Lavern Reddick, WR	2nd
Buddy Holwell, DB	2nd	Stevie Riggins, RB	2nd
David Saddrix, DL	2nd	Andy Smyth, DL	2nd
Kevin Williams, RS	2nd	Brian Thomas, OL	2nd
1978 - Clayto Burke, RB	1st	1988 - Kelvin Calwile, DB	1st
Rhae Farris, DB	1st	Lavern Reddick, WR	1st
Jim McCoun, DL	1st	Rod Fountain, LB	2nd
Jimmy Spence, QB	1st	Brian Thomas, OL	2nd
Roy Walker, OL	1st	1989 - Lavern Reddick, WR	1st
Jimmy Odum, OL	2nd	Mike Speaks, OL	1st
Bruce Ollis, OL	2nd	Steve Parsley, RB	1st
Donald Porter, RS	2nd	Tyrone Lucas, DL	2nd
Bill Sizemore, DL	2nd	Tony Robertson, LB	2nd
1979 - Chuck Bishop, K	1st	Mike Stock, DB	2nd
Clayto Burke, RB	1st	1990 - Mike Speaks, OL	1st
Jesse Cason, WR	1st	Keith McGriff, DB	2nd
Joe Grant, DL	1st	Bart Turner, OL	2nd
Jim McCoun, DL	1st	1991 - Mike Speaks, OL	1st
Erskine Reed, DB	1st	Quincy Eigner, RB	2nd
Jimmy Spence, QB	1st	Brad Jones, TE	2nd
Roy Walker, OL	1st	Tony Robertson, LB	2nd
1980 - Joe Grant, DL	1st	1992 - John Bow, DL	2nd
Heyward Hinton, DB	2nd	John Bradley, OL	2nd
Larry Owens, OL	2nd	Tyron Phillips, DB	2nd
Mike Owens, DB	2nd	1993 - John Bradley, OL	1st
Danny Thorton, OL	2nd	Mason Gordon, RB	1st
1981 - Curtis Burton, RB	1st	Frank Jordan, K	1st
Larry Owens, OL	1st	Antonio Merriweather, LB	1st
Steve Stalvey, LB	1st	John Edwards, OL	2nd
Scott Hosch, DL	2nd	Brad Jones, TE	2nd
1982 - Charles Huff, DB	1st	Trent Smith, DL	2nd
Charles Huff, RS	1st	1994 - Steve Gorrie, RB	1st
Jimmy Turner, DL	1st	Chris McGaha, OL	2nd
Robert Williams, DL	1st	Antonio Merriweather, LB	2nd
1983 - Charles Huff, DB	1st	Tyron Phillips, DB	2nd
Jimmie Turner, DL	1st	1995 - Chris Edwards, TE	1st
Robert Williams, DL	1st	Steve Gorrie, RB	1st
Del Barksdale, WR	2nd	Antonio Merriweather, LB	1st
Charles Huff, RS	2nd	Brian Estes, OL	2nd
Lawrence Jackson, DL	2nd	Chris Hamilton, DB	2nd
1984 - Charles Huff, DB	1st	Chris McGaha, OL	2nd
Charles Huff, RS	1st	Jon Ory, DL	2nd
Lawrence Jackson, DL	1st	1996 - Brian Estes, OL	1st
Charles Hill, DL	2nd	Troy Gamble, DB	2nd
Robert Williams, DL	2nd	Chucky Smith, DL	2nd
1985 - Kelvin Calwile, DB	1st	1997 - Ryan Keese, OL	1st
Lawrence Jackson, DL	1st	Duane Thompson, DL	1st
Stevie Riggins, RS	1st	1998 - Troy Gamble, DB	1st
Rodney Berry, LB	2nd	Lee Hannah, DB	1st
Harry Palmer, OL	2nd	Travis Smith, WR	1st
Charlie Petterson, OL	2nd	Tony Davis, LB	2nd
1986 - Doug Hinson, OL	1st	Rod Hammond, OL	2nd
		Jeremy Joyner, P	2nd

Keith Sargent, OL	2nd
Duane Thompson, DL	2nd
1999 - Brad Bolemon, WR	1st
Robbie Cato, TE	1st
Todd Cunningham, QB	1st
Jeremy Joyner, P	1st
Travis Smith, WR	1st
Michael Brooks, DB	2nd
Robbie Catawbao, TE	2nd
Travis Smith, RS	2nd
2000 - Todd Cunningham, QB	1st
Travis Smith, WR	1st
Travis Smith, RS	1st
Jason Fox, OL	2nd
Damien Jackson, OL	2nd
Necomma Maxwell, DL	2nd
Russell Rothar, LB	2nd
Donald Wilson, RB	2nd
2001 - Todd Cunningham, QB	1st
DJ Humphries, WR	1st
Nacomma Maxwell, DL	1st
Kevie Smith, WR	1st
Ryan Bowers, DB	2nd
Mike Hill, OL	2nd
Russell Rothar, LB	2nd
Keon Talbert, DL	2nd
2002 - Ryan Bowers, DB	1st
Nacomma Maxwell, DL	1st
Terry Meng, WR	1st
Chris Dickerson, OL	2nd
Russell Rothar, LB	2nd
Ryan Bowers, RS	2nd
2003 - Teddy Canty, DL	1st
David Behrendsen, LB	2nd
Terry Meng, WR	2nd
2004 - Quasi Gary, DB	1st
Tim Pope, WR	1st
David Behrendsen, LB	2nd
Chad Burgess, DB	2nd
Teddy Canty, DL	2nd
Ryan Noll, K	2nd
2005 - Marcus Brisbane, OL	1st
Chad Burgess, DB	1st
Justin Durant, WR	1st
Zach Ellis, QB	1st
Quasi Gary, DB	1st
Stuart Moll, P	1st
Antwan Thomas, LB	1st
Sean Foley, LS	2nd
2006 - Chad Burgess, DB	1st
Justin Durant, WR	1st
Kevin Molony, DB	1st
Antwan Thomas, LB	1st
Sean Foley, LS	2nd
Justin Jones, LB	2nd
SJ Worrell, RB	2nd

SAC Offensive Player of the Year

1978 - Jimmy Spence, QB
1979 - Clayto Burke, RB
1999 - Todd Cunningham, QB
2000 - Todd Cunningham, QB (Co)
2001 - Todd Cunningham, QB
2005 - Zach Ellis, QB

SAC Defensive Player of the Year

1984 - Charles Huff, DB
1987 - Sam Pinkney, LB

SAC Coach of the Year

1977 - Cally Gault
1979 - Cally Gault
1984 - Cally Gault
1998 - Daryl Dickey
2005 - Tommy Spangler

SAC Freshman of the Year

1985 - Steve Riggins	Off.
1993 - Randy Sullivan	Def.
1995 - Duane Thompson	Off.
1998 - Todd Cunningham	Def.
2004 - Sherman Burnett	Def.

SAC Scholar-Athlete of the Year

1994 - Chris McGaha
1995 - Chris McGaha

Jacobs Blocking Trophy

1996 - Brian Estes
1997 - Ryan Keese
2005 - Marcus Brisbane

AGAINST ALL COMPETITION

Opponent	First	Last	Overall
Alabama State	1952	1953	2-0
Appalachian State	1946	2008	9-8
Auburn	1944	1944	0-1
Austin Peay	1955	1955	1-0
Bailey Military	1913	1919	7-0
Bluefield	2014	2014	1-0
Brevard	2012	2013	2-0
California	2011	2011	0-1
Camp Benning	1921	1978	1-1
Camp Croft	1941	1941	1-0
Camp Davis	1942	1942	1-1
Camp Gordon	1943	1943	1-0
Camp McCall	1945	1945	1-0
Campbell	2015	2015	1-0
Carson-Newman	1968	2006	15-22
Catawba	1933	2006	39-19-2
Central Arkansas	2005	2006	0-1
Central State (OK)	1979	1979	0-1
Central Florida	1979	1981	2-0
Centre	1938	1938	0-1
Charleston (SC)	1913	1913	1-0
Charleston Southern	1993	2015	14-9
Charlotte	2013	2015	0-2
Chattanooga	1931	2015	1-5
Chowan	2007	2007	1-0
The Citadel	1915	2010	11-50-1
Clemson	1916	2010	3-33-4
Clemson "B"	1914	1915	1-0-1
Coastal Carolina	2007	2015	1-8
Concord	1987	1987	1-0
Cumberland (KY)	2004	2004	0-1
Daniel Field	1942	1943	1-1
Davidson ^	1919	2012	13-14-2
Duke (then Trinity)	1922	1922	0-0-1
East Carolina	1957	1964	3-3
Elon	1956	2009	18-24-2
Emory & Henry	1937	1938	1-1
Erskine	1915	1951	29-2-1
Fairmont State	1992	1993	0-2
Fayetteville State	2005	2008	3-0
Fort Bragg	1945	1945	0-1
Fort Jackson	1943	1943	1-0
Florida	1945	1945	0-1
Frederick	1963	1967	4-0-1
Furman	1913	2014	12-43-1

Opponent	First	Last	Overall
Gardner-Webb ^	1970	2015	18-18
Georgia	1943	1944	0-3
Georgia Southern	1983	2011	0-3
Georgia Southwestern	1985	1986	2-0
Georgia Tech	1935	2012	0-4
Greenville Air Base	1943	1943	1-0
Guadalajara (Mex.)	1980	1980	1-0
Guilford	1917	1978	10-1
Havana (Cuba)	1944	1944	1-0
High Point	1928	1932	3-0
Jacksonville	2002	2002	1-0
Kennesaw State	2015	2015	1-0
Lenoir-Rhyne	1929	2006	32-17-4
Laurens High	1914	1914	1-0
Liberty	1982	2015	3-10
Mars Hill	1970	2006	24-11-1
Mercer	1927	1941	5-9
Miami (Fla.)	1943	1944	0-2
Miami (Ohio)	2015	2015	0-1
Middle Tennessee	1959	1959	0-1
Mississippi	2014	2014	0-1
Mississippi College	1981	1982	1-1
Monmouth	2014	2015	1-1
Newberry	1913	2006	58-32-5
Newport News App.	1994	1995	1-1
NC Central	2007	2008	2-0
NC State	1930	2014	1-1
North Georgia	1920	1922	2-0
North Greenville	2001	2010	5-1
Northern Illinois	2014	2014	0-1
Oglethorpe	1925	1941	6-2
Old Dominion	2009	2009	0-1
Parris Island	1927	1947	1-0-1
Pikeville College	2007	2007	1-0
Pittsburg (Kan.) State	1987	1987	0-1
Point	2013	2013	1-0
Quantico Marines	1968	1969	1-1
Rock Hill High	1913	1913	1-0
Rollins	1939	1948	2-4
Saginaw Valley (Mich.)	1979	1979	1-0
Samford (Howard)	1933	2007	0-3
Sewanee	1946	1947	1-0-1
Shepherd	1996	1997	0-2
South Carolina	1915	1945	4-10
South Carolina State	1989	1990	0-2
Southern	1924	1924	0-0-1
Stetson	1938	1956	8-0-2
Stony Brook	2009	2012	0-4
Tampa	1942	1964	2-7
Troy State	1962	1965	2-2
Tusculum	1997	2006	9-1
UVA College@Wise	1999	2000	2-0
Vanderbilt	2012	2012	0-1
VMI	2007	2013	3-4
Wake Forest	1926	2013	4-7-1
Webber International	2003	2004	2-0
Western Carolina	1950	2015	10-9
Western Kentucky	1940	1940	0-1
West Georgia	1998	2006	3-5
Wingate	1989	2006	11-7
Wofford	1914	2013	40-40-3
Wofford Fitting	1914	1914	1-0

PC vs. FBS Opponents				
Year	Opponent	Site	W/L	Score
2010	Wake Forest	A	L	13-53
2010	Clemson	A	L	21-58
2011	Cal	A	L	12-63
2012	Georgia Tech	A	L	3-59
2012	Vanderbilt	A	L	0-58
2013	Wake Forest	A	L	7-31
2014	Northern Illinois	A	L	3-55
2014	NC State	A	L	0-42
2014	Ole Miss	A	L	0-48
2015	Charlotte	A	L	10-34
2015	Miami (OH)	A	L	7-26

Note: Since PC became Division I in 2007

PC vs. Big South Conference (since PC joined in 2009)					
Charleston Southern (2-5) at Presbyterian (1-3) • at Charleston Southern (1-2)					
Year	Rank	Site	W/L	PC	Opp
2009		H	L	32	46
2010		A	L	39	42
2011		H	W	45	14
2012		A	L	21	31
2013	NR/18	H	L	16	27
2014	NR/22	A	W	7	3
2015	NR/20	H	L	7	10
Gardner-Webb (3-5) at Presbyterian (1-3) • at Gardner-Webb (2-2)					
Year	Rank	Site	W/L	PC	Opp
2009		H	L	14	21
2010		A	W	26	24
2011		H	W	28	14
2012		A	L	15	21
2013		H	L	13	20
2014		A	W	14	7
2015		H	L	10	14
Liberty (0-7) at Presbyterian (0-3) • at Liberty (0-4)					
Year	Rank	Site	W/L	PC	Opp
2009	NR/23	A	L	19	55
2010	NR/12	H	L	24	34
2011	NR/23	A	L (20T)	20	27
2012		H	L	7	56
2013		A	L	14	35
2014		H	L	7	28
2015		A	L	26	34
Monmouth (1-1) at Presbyterian (1-0) • at Monmouth (0-1)					
Year	Rank	Site	W/L	PC	Opp
2014		H	W	18	12
2015		A	L	16	21
Kennesaw State (1-0) at Presbyterian (1-0) • at Kennesaw State (0-0)					
Year	Rank	Site	W/L	PC	Opp
2015		H	W	14	6
Former Members					
Coastal Carolina (0-7) at Presbyterian (0-3) • at Coastal Carolina (0-4)					
Year	Rank	Site	W/L	PC	Opp
2009		A	L	37	41
2010		H	L	7	35
2011		A	L	8	15
2012		H	L	7	65
2013	NR/9	A	L	13	46
2014	NR/3	H	L	28	40
2015	NR/1	A	L	17	24
Stony Brook (0-4) at Presbyterian (0-2) • at Stony Brook (0-2)					
Year	Rank	Site	W/L	PC	Opp
2009		A	L	14	52
2010		H	L	7	37
2011		A	L	24	42
2012		H	L	17	56
VMI (2-3) at Presbyterian (2-0) • at VMI (0-3)					
Year	Rank	Site	W/L	PC	Opp
2009		H	L	20	31
2010		A	L	13	24
2011		H	W	38	6
2012		A	L	7	17
2013		H	W	49	35

ALL-TIME RESULTS

1913 (5-3)

Head Coach - Everett Boe (1st Season)

Date	Site	Opponent	W-L	Score
10-13	H	Anderson Fitting	W	58-0
10-20	H	Bailey Military	W	20-0
10-29	A	Newberry	L	0-51
11-7	A	Newberry	L	0-51
11-14	N	Rock Hill HS	W	32-10
11-17	N	Bailey Military	W	26-0
11-21	A	Furman	L	0-65
11-27	A	College of Charleston	W	12-6

1914 (4-1-1)

Head Coach - E.C. Theller (1st Season)

Date	Site	Opponent	W-L	Score
10-2	H	Wofford Fitting	W	104-0
10-16	A	Laurens HS	W	2-0
10-24	A	Wofford Fitting	L	0-7
10-31	A	Clemson (Freshman)	T	6-6
11-14	N	Bailey Military	W	41-0
11-18	N	Furman	W	39-2

1915 (4-4)

Head Coach - Walter Johnson (1st Season)

Date	Site	Opponent	W-L	Score
10-02	A	Wofford	W	16-6
10-09	A	South Carolina	L	0-41
10-15	A	Furman	W	20-13
10-27	N	The Citadel	L	0-14
10-30	A	Clemson (Freshman)	W	13-7
11-03	A	Furman	L	7-38
11-05	H	Erskine	W	60-0
11-25	H	Newberry	L	13-20

1916 (4-3)

Head Coach - Walter Johnson (2nd Season)

Date	Site	Opponent	W-L	Score
	N	Bailey Military	W	32-6
10-06	H	Wofford	W	49-13
10-14	A	The Citadel	L	7-34
10-27	H	Furman	L	10-42
11-10	A	Erskine	W	34-3
11-23	A	Clemson	L	0-40
11-30	A	Newberry	W	3-0

1917 (8-1)

Head Coach - Walter Johnson (3rd Season)

Date	Site	Opponent	W-L	Score
9-28	A	Clemson	L	0-13
10-05	H	Bailey Military	W	55-0
10-13	A	The Citadel	W	7-0
10-20	A	Wofford	W	7-6
10-26	A	Guilford	W	7-0
11-09	H	Erskine	W	19-0
11-17	A	Furman	W	14-7
11-24	A	South Carolina	W	20-14
11-29	H	Newberry	W	20-0

1918 (2-0)

Head Coach - Gifford Shaw (1st Season)

Date	Site	Opponent	W-L	Score
11-30	N	Bailey Military	W	26-0
12-07	A	Furman	W	13-7

1919 (4-3-2)

Head Coach - Walter Johnson (4th Season)

Date	Site	Opponent	W-L	Score
9-27	A	South Carolina	W	6-0
10-10	H	Bailey Military	W	40-0
10-18	A	Furman	L	0-6
10-25	A	The Citadel	L	7-12

10-31	H	Erskine	W	33-7
11-07	A	Clemson	L	7-19
11-14	H	Wofford	W	14-6
11-21	A	Davidson	T	0-0
11-27	A	Newberry	T	0-0

1920 (5-1-1)

Head Coach - Walter Johnson (5th Season)

Date	Site	Opponent	W-L	Score
10-01	A	Clemson	T	7-7
10-09	A	North Georgia Agric.	W	34-7
10-18	N	Erskine	W	14-0
10-22	N	South Carolina	L	0-14
11-04	A	Wofford	W	14-0
11-19	H	Davidson	W	7-0
11-25	H	Newberry	W	27-0

1921 (1-7)

Head Coach - Walter Johnson (6th Season)

Date	Site	Opponent	W-L	Score
9-30	A	Davidson	L	0-7
10-07	A	Clemson	L	0-34
10-15	H	The Citadel	L	0-20
10-22	A	South Carolina	L	0-48
10-29	H	Erskine	L	7-21
11-04	A	Camp Benning	L	0-27
11-11	H	Wofford	W	27-0
11-24	A	Newberry	L	7-15

1922 (6-2-1)

Head Coach - Walter Johnson (7th Season)

Date	Site	Opponent	W-L	Score
9-29	H	Davidson	W	8-7
10-07	A	South Carolina	L	0-6
10-14	A	Clemson	L	0-13
10-19	N	Erskine	W	19-0
10-29	A	The Citadel	W	9-0
11-02	A	Wofford	W	32-0
11-10	N	North Georgia Agric.	W	67-0
11-17	A	Trinity (Duke)	T	6-6
11-30	H	Newberry	W	35-9

1923 (4-3-1)

Head Coach - Walter Johnson (8th Season)

Date	Site	Opponent	W-L	Score
9-29	N	Davidson	L	0-3
10-06	A	South Carolina	W	7-3
10-13	A	Furman	L	0-20
10-18	N	Erskine	W	58-0
10-27	H	The Citadel	T	0-0
11-10	H	Wofford	W	26-0
11-17	A	Clemson	L	0-20
11-29	A	Newberry	W	7-0

1924 (1-6-1)

Head Coach - Walter Johnson (9th Season)

Date	Site	Opponent	W-L	Score
9-27	N	Davidson	L	3-15
10-03	A	Florida Southern	T	0-0
10-11	A	Clemson	L	0-14
10-17	A	South Carolina	L	0-29
10-24	H	Newberry	L	0-10
10-30	A	Wofford	L	7-19
11-07	H	Erskine	W	6-0
11-27	A	The Citadel	L	0-13

1925 (3-6)

Head Coach - Walter Johnson (10th Season)

Date	Site	Opponent	W-L	Score
9-26	A	Clemson	W	14-9
10-02	A	Erskine	W	35-0

10-16	N	Davidson	L	0-13
10-23	A	Newberry	L	6-22
10-31	A	Furman	L	3-27
11-06	H	Wofford	W	9-6
11-13	H	Oglethorpe	L	16-17
11-20	A	South Carolina	L	0-21
11-26	A	The Citadel	L	0-7

1926 (7-2)

Head Coach - Walter Johnson (11th Season)

Date	Site	Opponent	W-L	Score
9-25	A	Clemson	W	14-0
10-02	N	Davidson	L	0-3
10-09	H	Erskine	W	35-0
10-16	N	Wake Forest	W	13-0
10-23	A	Furman	L	7-13
11-05	A	Wofford	W	27-0
11-11	H	Newberry	W	28-0
11-25	A	The Citadel	W	9-0
11-27	A	Oglethorpe	W	18-13

1927 (3-3-3)

Head Coach - Walter Johnson (12th Season)

Date	Site	Opponent	W-L	Score
9-24	A	Clemson	T	0-0
10-01	A	Parris Island	T	6-6
10-07	N	Wake Forest	W	14-7
10-15	A	Mercer	L	7-26
10-21	H	Wofford	T	7-7
10-29	N	Erskine	W	8-0
11-05	A	Oglethorpe	L	6-14
11-11	A	Newberry	W	12-0
11-24	A	The Citadel	L	6-7

1928 (4-6)

Head Coach - Walter Johnson (13th Season)

Date	Site	Opponent	W-L	Score
9-28	H	Mercer	L	6-7
10-06	A	Wake Forest	W	12-7
10-13	A	Furman	L	0-6
10-19	A	South Carolina	L	0-13
10-25	H	Newberry	L	6-12
11-01	A	Wofford	L	6-28
11-12	N	High Point	W	18-15
11-16	H	Oglethorpe	W	7-6
11-24	H	Erskine	W	7-6
12-01	A	The Citadel	L	0-25

1929 (4-4-1)

Head Coach - Walter Johnson (14th Season)

Date	Site	Opponent	W-L	Score
9-28	H	Lenoir-Rhyne	W	15-0
10-04	H	Mercer	W	6-0
10-12	A	Furman	L	0-12
10-18	A	South Carolina	L	0-41
10-26	A	The Citadel	L	0-14
11-01	A	Wofford	L	6-12
11-08	A	Erskine	W	44-6
11-19	A	Wake Forest	T	0-0
11-28	H	Newberry	W	54-0

1930 (9-1)

Head Coach - Walter Johnson (15th Season)

Date	Site	Opponent	W-L	Score
9-20	A	Clemson	L	7-28
9-27	A	Mercer	W	9-7
10-04	A	Chattanooga	W	7-6
10-09	H	High Point	W	41-0
10-18	H	Wofford	W	14-0
10-25	A	The Citadel	W	6-0
11-01	A	North Carolina State	W	2-0

ALL-TIME RESULTS

11-08	N	Wake Forest	W	13-0
11-14	H	Erskine	W	18-0
11-27	A	Newberry	W	31-0

1931 (2-5-2)

Head Coach - Walter Johnson (16th Season)

Date	Site	Opponent	W-L	Score
9-25	A	Clemson	T	0-0
10-02	A	Lenoir-Rhyne	W	20-0
10-09	H	Mercer	L	7-21
10-17	A	Wofford	L	0-9
10-24	A	Chattanooga	L	7-32
10-31	H	Newberry	W	6-0
11-07	A	Wake Forest	L	0-12
11-13	A	Erskine	T	6-6
11-21	H	The Citadel	L	0-7

1932 (5-2-1)

Head Coach - Walter Johnson (17th Season)

Date	Site	Opponent	W-L	Score
9-24	A	Clemson	L	0-13
10-01	H	Lenoir-Rhyne	W	9-0
10-08	A	Mercer	L	0-52
10-15	N	High Point	W	39-0
10-29	H	Wofford	W	19-0
11-04	A	Newberry	T	7-7
11-12	A	The Citadel	W	27-0
11-19	H	Erskine	W	14-0

1933 (4-2-2)

Head Coach - Walter Johnson (18th Season)

Date	Site	Opponent	W-L	Score
9-22	A	Clemson	T	6-6
9-29	A	Lenoir-Rhyne	T	7-7
10-07	H	Howard (Ala.)	L	0-13
10-29	A	Wofford	W	26-6
11-04	A	The Citadel	W	7-6
11-11	H	Newberry	L	7-16
11-17	A	Erskine	W	21-0
11-25	A	Catawba	W	13-0

1934 (3-4-2)

Head Coach - Walter Johnson (19th Season)

Date	Site	Opponent	W-L	Score
9-22	A	Clemson	L	0-6
9-29	A	Mercer	W	7-6
10-06	A	Howard (Ala.)	L	19-42
10-19	A	Wake Forest	L	6-14
10-27	H	Catawba	T	0-0
11-09	A	Newberry	W	13-0
11-17	H	Erskine	W	13-7
11-24	H	Wofford	T	7-7
11-29	A	The Citadel	L	7-13

1935 (2-7)

Head Coach - Walter Johnson (20th Season)

Date	Site	Opponent	W-L	Score
9-21	A	Clemson	L	6-25
9-28	A	Georgia Tech	L	0-35
10-05	A	Furman	L	0-23
10-12	H	Newberry	W	20-0
10-19	A	Mercer	L	7-14
11-02	A	Wake Forest	L	0-18
11-16	N	Erskine	W	13-6
11-23	A	Wofford	L	6-7
11-28	A	The Citadel	L	7-18

1936 (3-6)

Head Coach - Walter Johnson (21st Season)

Date	Site	Opponent	W-L	Score
9-19	A	Clemson	L	0-19

9-25	A	Georgia Tech	L	0-55
10-09	H	Erskine	W	14-0
10-17	A	The Citadel	L	0-25
10-23	A	Newberry	W	27-0
10-31	A	Wake Forest	L	0-19
11-06	H	Furman	L	0-14
11-13	A	Mercer	L	6-20
11-21	H	Wofford	W	20-7

1937 (0-10)

Head Coach - Walter Johnson (22nd Season)

Date	Site	Opponent	W-L	Score
9-18	A	Clemson	L	0-46
9-24	A	Georgia Tech	L	0-59
10-02	A	Erskine	L	0-20
10-08	H	The Citadel	L	0-19
10-15	H	Newberry	L	0-13
10-22	H	Furman	L	0-52
10-29	A	Emory & Henry	L	6-22
11-05	H	Mercer	L	13-25
11-20	A	South Carolina	L	0-64
11-25	A	Wofford	L	0-19

1938 (6-4)

Head Coach - Walter Johnson (23rd Season)

Date	Site	Opponent	W-L	Score
9-17	A	Clemson	L	0-26
9-24	A	Oglethorpe	W	9-7
9-30	H	Erskine	W	15-0
10-07	A	The Citadel	L	0-12
10-14	H	Newberry	W	7-6
10-22	A	Centre	L	7-26
10-29	H	Emory & Henry	W	12-0
11-05	A	Mercer	L	0-28
11-19	H	Wofford	W	13-0
11-24	A	Stetson	W	7-6

1939 (4-3-2)

Head Coach - Walter Johnson (24th Season)

Date	Site	Opponent	W-L	Score
9-23	A	Clemson	L	0-18
9-29	A	Mercer	W	7-0
10-06	A	The Citadel	L	7-12
10-13	H	Newberry	W	6-0
10-20	H	Stetson	T	12-12
10-27	H	Oglethorpe	W	6-0
11-11	A	Erskine	W	20-0
11-18	A	Wofford	T	12-12
11-24	A	Rollins	L	0-13

1940 (6-4)

Head Coach - Walter Johnson (25th Season)

Date	Site	Opponent	W-L	Score
9-21	H	Clemson	L	0-38
9-27	H	Rollins	L	7-19
10-05	A	Western Kentucky	L	7-20
10-11	A	Newberry	L	7-20
10-18	N	The Citadel	W	19-0
11-02	N	Mercer	W	3-2
11-08	N	Erskine	W	14-7
11-16	H	Wofford	W	12-6
11-22	N	Stetson	W	6-0
11-29	A	Oglethorpe	W	20-6

1941 (6-3)

Head Coach - Lonnie McMillian (1st Season)

Date	Site	Opponent	W-L	Score
9-20	A	Clemson	L	12-41
9-27	A	Oglethorpe	W	34-14
10-10	N	The Citadel	L	13-21
10-17	H	Newberry	W	13-7

10-24	H	Camp Croft	W	12-6
11-01	A	Mercer	L	12-19
11-07	H	Erskine	W	21-10
11-15	H	Wofford	W	44-0
11-21	H	Rollins	W	14-6

1942 (6-4)

Head Coach - Lonnie McMillian (2nd Season)

Date	Site	Opponent	W-L	Score
9-19	H	Clemson	L	13-32
9-25	A	Rollins	L	0-21
10-04	A	The Citadel	L	12-47
10-09	A	Newberry	W	14-7
10-16	N	Wofford	W	45-7
10-23	A	Catawba	L	6-25
10-31	H	Wofford	W	28-6
11-06	A	Camp Davis	W	28-7
11-13	H	Daniel Field	W	27-6
11-20	A	Tampa	W	41-7

1943 (6-6)

Head Coach - Lonnie McMillian (3rd Season)

Date	Site	Opponent	W-L	Score
9-11	A	Camp Jackson	W	41-0
9-18	A	Georgia	L	7-25
9-25	A	Clemson	W	13-12
10-02	H	Newberry	W	13-12
10-09	A	South Carolina	L	7-20
10-16	A	Greenville Field	W	28-6
10-23	A	Daniel Field	L	14-40
10-29	H	Camp Gordon	W	19-13
11-05	A	Georgia	L	12-40
11-13	A	Camp Davis	L	0-32
11-20	A	Miami (Fla.)	L	13-32
11-25	A	Newberry	W	46-7

1944 (3-6)

Head Coach - Lonnie McMillian (4th Season)

Date	Site	Opponent	W-L	Score
9-23	A	Clemson	L	0-34
10-06	A	Georgia	L	0-67
10-14	H	Newberry	W	20-6
10-21	A	Catawba	L	0-19
11-04	A	Auburn	L	0-57
11-11	A	South Carolina	L	7-28
11-17	A	Miami (Fla.)	L	13-33
11-30	A	Newberry	W	6-0
12-02	N	Havana	W	34-0

1945 (1-6)

Head Coach - Lonnie McMillian (5th Season)

Date	Site	Opponent	W-L	Score
9-22	A	Clemson	L	0-76
9-29	A	South Carolina	L	0-40
10-12	A	Fort Bragg	L	0-39
10-27	H	Camp Mackall	W	34-20
11-03	A	Wake Forest	L	0-53
11-17	A	Florida	L	0-17
11-30	H	Newberry	L	13-19

1946 (7-2)

Head Coach - Lonnie McMillian (6th Season)

Date	Site	Opponent	W-L	Score
9-21	A	Clemson	L	0-39
9-27	A	The Citadel	L	6-7
10-05	A	University of the South	W	12-7
10-12	H	Erskine	W	37-0
10-25	H	Stetson	W	25-0
11-02	A	Catawba	W	13-12
11-09	A	Wofford	W	33-14
11-23	H	Appalachian State	W	14-7
11-28	H	Newberry	W	14-13

ALL-TIME RESULTS

1947 (4-5-1)

Head Coach - Lonnie McMillian (7th Season)

Date	Site	Opponent	W-L	Score
9-20	A	Clemson	L	0-42
9-27	A	The Citadel	L	6-13
10-03	H	University of the South	T	0-0
10-11	A	Erskine	W	6-0
10-17	A	Parris Island	W	20-0
10-24	H	Rollins	L	12-13
11-01	A	Catawba	L	0-7
11-08	A	Wofford	W	12-7
11-15	A	Stetson	W	7-0
11-27	A	Newberry	L	0-6

1948 (5-4)

Head Coach - Lonnie McMillian (8th Season)

Date	Site	Opponent	W-L	Score
9-25	A	Clemson	L	0-53
10-01	A	The Citadel	W	7-0
10-08	H	Erskine	W	14-0
10-15	A	Chattanooga	L	0-35
10-23	A	Rollins	W	19-7
10-30	A	Catawba	L	6-21
11-06	A	Wofford	L	6-15
11-12	H	Stetson	W	19-7
11-25	H	Newberry	W	40-7

1949 (5-4)

Head Coach - Lonnie McMillian (9th Season)

Date	Site	Opponent	W-L	Score
9-17	A	Clemson	L	7-69
10-01	A	Davidson	W	27-7
10-08	A	Erskine	W	39-13
10-14	A	Furman	W	20-13
10-21	H	Wofford	L	7-14
10-29	H	Catawba	W	19-13
11-04	A	The Citadel	L	7-27
11-12	A	Stetson	W	13-12
11-19	A	Newberry	L	14-20

1950 (5-5)

Head Coach - Lonnie McMillian (10th Season)

Date	Site	Opponent	W-L	Score
9-15	A	Furman	W	13-12
9-23	A	Clemson	L	0-55
9-30	A	Western Carolina	W	21-6
10-07	H	Davidson	L	0-24
10-14	H	Erskine	W	30-6
10-21	A	Wofford	L	7-28
10-27	N	The Citadel	L	0-7
11-04	A	Catawba	W	27-14
11-09	A	Appalachian State	L	7-34
11-23	H	Newberry	W	20-6

1951 (5-4)

Head Coach - Lonnie McMillian (11th Season)

Date	Site	Opponent	W-L	Score
9-14	A	Furman	L	0-39
9-22	A	Clemson	L	6-53
9-28	H	Western Carolina	W	12-0
10-13	A	Davidson	W	14-12
10-19	H	Wofford	L	14-33
10-27	A	The Citadel	L	0-35
11-02	H	Catawba	W	20-7
11-17	A	Erskine	W	33-6
11-22	A	Newberry	W	27-0

1952 (3-6)

Head Coach - Lonnie McMillian (12th Season)

Date	Site	Opponent	W-L	Score
9-20	A	Clemson	W	13-53

9-27	A	Alabama St. Teachers	W	16-13
10-03	A	Wofford	L	20-33
10-17	H	Davidson	L	12-13
10-25	A	The Citadel	L	7-28
11-01	A	Catawba	L	19-20
11-08	A	Furman	L	6-27
11-15	A	Western Carolina	W	44-6
11-22	H	Newberry	W	14-12

1953 (5-3-1)

Head Coach - Lonnie McMillian (13th Season)

Date	Site	Opponent	W-L	Score
9-19	A	Clemson	L	7-33
9-25	H	Alabama St. Teachers	W	13-7
10-09	H	Wofford	W	7-6
10-17	A	Davidson	W	19-18
10-24	A	The Citadel	L	14-20
10-31	H	Catawba	W	26-19
11-06	A	Furman	L	0-19
11-13	H	Western Carolina	W	20-7
11-26	A	Newberry	T	7-7

1954 (6-3)

Head Coach - Bill Crutchfield (1st Season)

Date	Site	Opponent	W-L	Score
9-18	A	Clemson	L	0-33
10-01	A	Furman	L	0-27
10-08	H	Davidson	W	10-7
10-16	A	Wofford	L	13-19
10-23	A	The Citadel	W	20-19
10-30	A	Catawba	W	33-13
11-05	H	Stetson	W	28-7
11-13	A	Appalachian State	W	14-7
11-25	H	Newberry	W	20-18

1955 (3-5-1)

Head Coach - Bill Crutchfield (2nd Season)

Date	Site	Opponent	W-L	Score
9-17	A	Clemson	L	0-33
9-24	A	Austin Peay	W	13-7
10-08	A	Davidson	W	16-7
10-15	H	Wofford	L	12-20
10-22	A	The Citadel	L	13-14
10-29	H	Catawba	W	20-13
11-05	A	Stetson	T	6-6
11-12	H	Appalachian State	L	6-35
11-24	A	Newberry	L	18-20

1956 (4-6)

Head Coach - Bill Crutchfield (3rd Season)

Date	Site	Opponent	W-L	Score
9-22	A	Clemson	L	7-27
9-29	A	Wofford	L	12-27
10-06	H	Davidson	L	6-26
10-13	N	Elon	W	20-14
10-20	A	Tampa	L	7-19
10-27	A	Catawba	W	14-13
11-03	A	The Citadel	L	13-20
11-10	H	Appalachian State	W	34-7
11-16	H	Stetson	W	33-23
11-22	H	Newberry	L	0-13

1957 (0-8-1)

Head Coach - Frank Jones (1st Season)

Date	Site	Opponent	W-L	Score
9-14	A	Appalachian State	L	7-20
9-21	A	Clemson	L	0-66
9-28	H	Lenoir-Rhyne	T	0-0
10-05	H	Wofford	L	7-28
10-12	A	Tampa	L	14-39
10-19	A	Elon	L	14-37

11-09	A	The Citadel	L	0-14
11-16	H	East Carolina	L	0-6
11-28	A	Newberry	L	0-13

1958 (6-3-1)

Head Coach - Frank Jones (2nd Season)

Date	Site	Opponent	W-L	Score
9-20	A	East Carolina	W	24-16
9-27	A	Lenoir-Rhyne	W	8-6
10-04	A	Wofford	W	18-14
10-11	H	Davidson	L	6-7
10-18	H	Elon	W	34-6
10-25	A	Tampa	L	6-18
11-01	A	Catawba	T	14-14
11-08	A	The Citadel	L	0-38
11-15	H	Appalachian State	W	42-0
11-27	H	Newberry	W	22-0

1959 (9-2)

Head Coach - Frank Jones (3rd Season)

Date	Site	Opponent	W-L	Score
9-12	H	East Carolina	W	18-13
9-19	A	Furman	W	24-23
9-26	A	Davidson	W	25-21
10-03	H	Wofford	W	27-19
10-17	A	Elon	W	27-6
10-24	A	Tampa	W	27-0
10-31	H	Catawba	W	35-14
11-07	A	The Citadel	L	0-8
11-14	A	Appalachian State	W	34-0
11-26	A	Newberry	W	20-6
1-01	N	^ Middle Tenn. State	L	12-21

^ - Tangerine Bowl (

1960 (6-3)

Head Coach - Frank Jones (4th Season)

Date	Site	Opponent	W-L	Score
9-17	A	Furman	L	12-20
9-24	H	Lenoir-Rhyne	L	0-8
10-01	A	Wofford	W	21-7
10-08	H	Davidson	W	6-0
10-29	A	The Citadel	L	0-27
11-05	A	Catawba	W	20-0
11-12	A	East Carolina	W	27-7
11-18	H	Elon	W	32-6
11-24	H	Newberry	W	7-6

1961 (3-6-1)

Head Coach - Frank Jones (5th Season)

Date	Site	Opponent	W-L	Score
9-16	A	Furman	L	6-27
9-23	A	Lenoir-Rhyne	L	8-28
9-30	H	Wofford	L	8-14
10-14	A	Davidson	L	7-21
10-21	H	Tampa	L	16-17
10-29	H	Catawba	W	37-0
11-03	A	Chattanooga	W	10-9
11-11	H	Appalachian State	W	21-7
11-17	A	Elon	L	16-22
11-23	A	Newberry	T	7-7

1962 (1-9)

Head Coach - Clyde Erhardt (1st Season)

Date	Site	Opponent	W-L	Score
9-15	A	Furman	L	6-40
9-22	H	Lenoir-Rhyne	L	14-15
9-29	A	The Citadel	L	8-28
10-06	H	Davidson	L	9-13
10-20	A	Tampa	L	0-10
10-27	A	Wofford	W	3-0
11-03	H	Chattanooga	L	20-31

ALL-TIME RESULTS

11-10	N	Appalachian State	L	0-21
11-17	N	Troy State	L	0-13
11-23	A	Newberry	L	0-23

1963 (3-6-1)

Head Coach - Cally Gault (1st Season)

Date	Site	Opponent	W-L	Score
9-21	A	Frederick	W	19-9
9-28	H	Lenoir-Rhyne	L	0-7
10-05	H	East Carolina	L	7-24
10-12	N	The Citadel	L	0-24
10-19	A	Tampa	L	0-26
10-26	A	Davidson	T	14-14
11-02	H	Wofford	L	6-21
11-09	A	Furman	L	0-27
11-16	H	Troy State	W	24-14
11-28	A	Newberry	W	14-7

1964 (5-5)

Head Coach - Cally Gault (2nd Season)

Date	Site	Opponent	W-L	Score
9-19	H	Frederick	W	47-17
9-26	A	Lenoir-Rhyne	W	21-10
10-03	A	Wofford	L	9-22
10-10	H	Davidson	W	13-0
10-17	A	Furman	L	6-28
10-24	A	Tampa	L	0-42
10-31	A	Troy State	L	7-9
11-07	H	Appalachian State	W	23-21
11-14	A	East Carolina	L	8-49
11-26	H	Newberry	W	35-6

1965 (5-5)

Head Coach - Cally Gault (3rd Season)

Date	Site	Opponent	W-L	Score
9-18	A	Davidson	L	0-35
9-25	A	Lenoir-Rhyne	L	14-35
10-02	H	Wofford	W	12-7
10-09	H	Elon	W	14-7
10-15	H	Furman	W	14-7
10-30	H	Troy State	W	21-0
11-06	A	Appalachian State	L	10-26
11-13	A	Frederick	W	37-14
11-20	A	Western Carolina	L	7-8
11-25	A	Newberry	L	0-6

1966 (6-4)

Head Coach - Cally Gault (4th Season)

Date	Site	Opponent	W-L	Score
9-17	H	Frederick	W	23-14
9-24	H	Lenoir-Rhyne	L	6-24
10-01	A	Wofford	L	0-9
10-08	A	Elon	W	21-6
10-15	H	Davidson	L	13-49
10-22	A	Guilford	W	23-16
10-29	A	Catawba	L	14-21
11-05	H	Appalachian State	W	21-17
11-19	H	Western Carolina	W	42-29
11-24	H	Newberry	W	28-7

1967 (5-4-1)

Head Coach - Cally Gault (5th Season)

Date	Site	Opponent	W-L	Score
9-16	A	Frederick	T	0-0
9-23	A	Lenoir-Rhyne	W	26-9
9-30	H	Wofford	W	20-7
10-07	H	Elon	L	20-21
10-14	A	Davidson	L	0-38
10-21	H	Guilford	L	20-25
10-29	H	Catawba	W	21-14
11-04	A	Appalachian State	L	18-57

11-18	A	Western Carolina	W	10-0
11-23	A	Newberry	W	14-0

1968 (7-4)

Head Coach - Cally Gault (6th Season)

Date	Site	Opponent	W-L	Score
9-14	H	Quantico Marines	W	10-0
9-21	A	Furman	L	9-13
9-28	A	Lenoir-Rhyne	L	7-17
10-05	A	Wofford	W	10-0
10-12	H	Elon	W	31-17
10-26	A	Guilford	W	21-7
11-02	A	Catawba	W	29-12
11-09	H	Appalachian State	L	6-42
11-16	H	Carson-Newman	L	23-24
11-23	H	Western Carolina	W	20-19
11-28	H	Newberry	W	42-7

1969 (4-7)

Head Coach - Cally Gault (7th Season)

Date	Site	Opponent	W-L	Score
9-13	A	Quantico Marines	L	21-41
9-20	H	Furman	L	12-14
9-27	H	Lenoir-Rhyne	L	0-45
10-04	H	Wofford	L	8-42
10-11	A	Elon	L	10-26
10-25	H	Guilford	W	17-3
11-01	H	Catawba	L	10-14
11-08	A	Appalachian State	W	27-25
11-15	A	Carson-Newman	L	12-14
11-22	A	Western Carolina	W	28-17
11-27	A	Newberry	W	23-21

1970 (8-3)

Head Coach - Cally Gault (8th Season)

Date	Site	Opponent	W-L	Score
9-19	A	Furman	L	7-19
9-26	A	Lenoir-Rhyne	W	13-10
10-03	A	Wofford	L	13-48
10-10	H	Elon	W	35-6
10-17	H	Western Carolina	L	21-28
10-24	A	Guilford	W	28-7
10-31	A	Catawba	W	28-22
11-07	H	Gardner-Webb	W	44-20
11-14	H	Carson-Newman	W	27-22
11-21	A	Mars Hill	W	24-21
11-26	A	Newberry	W	27-23

1971 (8-3)

Head Coach - Cally Gault (9th Season)

Date	Site	Opponent	W-L	Score
9-18	H	Furman	W	35-14
9-25	H	Lenoir-Rhyne	W	35-14
10-02	H	Wofford	W	21-13
10-09	A	Elon	L	7-19
10-16	A	The Citadel	W	24-23
10-23	H	Guilford	W	27-0
10-30	H	Catawba	W	13-9
11-06	A	Gardner-Webb	W	35-10
11-13	A	Carson-Newman	L	14-15
11-20	H	Mars Hill	W	17-6
11-25	A	Newberry	L	0-34

1972 (7-2-1)

Head Coach - Cally Gault (10th Season)

Date	Site	Opponent	W-L	Score
9-16	A	Furman	W	10-7
9-23	H	Mars Hill	W	31-0
9-30	A	Wofford	L	23-28
10-07	H	Elon	T	14-14
10-14	A	Lenoir-Rhyne	W	41-0

10-21	A	Guilford	W	21-19
10-29	A	Catawba	W	53-13
11-04	H	Gardner-Webb	W	35-14
11-11	H	Western Carolina	L	14-24
11-23	H	Newberry	W	17-0

1973 (3-8)

Head Coach - Cally Gault (11th Season)

Date	Site	Opponent	W-L	Score
9-08	H	Furman	L	6-13
9-15	A	The Citadel	L	13-25
9-22	A	Mars Hill	W	27-24
9-29	H	Wofford	L	20-33
10-06	H	Elon	L	0-7
10-13	H	Lenoir-Rhyne	L	6-34
10-20	H	Guilford	W	37-6
10-27	A	Catawba	L	6-7
11-03	A	Gardner-Webb	W	28-23
11-10	A	Western Carolina	L	12-31
11-22	A	Newberry	L	3-14

1974 (6-5)

Head Coach - Cally Gault (12th Season)

Date	Site	Opponent	W-L	Score
9-14	A	The Citadel	L	0-6
9-21	A	Furman	L	19-22
9-28	H	Lenoir-Rhyne	W	9-7
10-05	A	Wofford	L	12-17
10-12	H	Mars Hill	W	21-20
10-17	A	Elon	W	23-21
10-26	H	Western Carolina	L	10-28
11-02	H	Catawba	W	42-20
11-09	H	Gardner-Webb	W	35-7
11-16	A	Carson-Newman	L	14-21
11-28	H	Newberry	W	37-7

1975 (3-6-1 OVERALL, 3-2-1 SAC, 2nd)

Head Coach - Cally Gault (13th Season)

Date	Site	Opponent	W-L	Score
9-13	A	The Citadel	L	0-21
9-27	A	* Lenoir-Rhyne	T	17-17
10-04	A	Western Carolina	L	14-28
10-11	H	Furman	L	7-35
10-18	H	* Elon	L	0-12
10-25	H	Wofford	L	16-17
11-01	A	* Catawba	W	28-7
11-08	A	* Gardner-Webb	L	10-18
11-15	H	* Carson-Newman	W	21-8
11-27	A	* Newberry	W	14-0

1976 (3-7 OVERALL, 2-5 SAC, 7th)

Head Coach - Cally Gault (14th Season)

Date	Site	Opponent	W-L	Score
9-04	H	Western Carolina	L	7-19
9-11	A	* Mars Hill	L	20-24
9-18	A	Furman	L	21-38
10-02	A	Wofford	W	31-13
10-09	H	* Catawba	L	7-14
10-16	A	* Elon	L	7-38
10-30	H	* Lenoir-Rhyne	W	20-0
11-06	H	* Gardner-Webb	L	17-20
11-13	A	* Carson-Newman	W	24-14
11-25	H	* Newberry	L	15-26

1977 (7-3-1 OVERALL, 5-2 SAC, T-2nd)

Head Coach - Cally Gault (15th Season)

Date	Site	Opponent	W-L	Score
9-10	H	* Mars Hill	L	7-20
9-17	A	Guilford	W	28-6
9-24	A	* Lenoir-Rhyne	W	21-7
10-01	A	The Citadel	L	7-13

ALL-TIME RESULTS

10-08	A	* Catawba	W	26-7
10-15	H	* Elon	W	45-6
10-22	H	Wofford	W	10-7
10-29	A	Furman	T	13-13
11-05	A	* Gardner-Webb	L	0-17
11-12	H	* Carson-Newman	W	42-22
11-24	A	* Newberry	W	3-0

1978 (8-2-1 OVERALL, 6-0-1 SAC, T-1st)

Head Coach - Cally Gault (16th Season)
SAC Champions

Date	Site	Opponent	W-L	Score
9-02	A	* Mars Hill	W	13-10
9-09	A	The Citadel	L	17-28
9-16	H	Guilford	W	35-0
9-23	H	* Lenoir-Rhyne	W	14-7
9-30	A	Fort Benning (Ga.)	W	24-12
10-07	H	* Catawba	W	34-13
10-14	A	* Elon	T	21-21
10-29	A	Wofford	L	12-14
11-04	H	* Gardner-Webb	W	10-3
11-11	A	* Carson-Newman	W	41-22
11-23	H	* Newberry	W	26-0

1979 (11-2 OVERALL, 7-0 SAC, 1st)

Head Coach - Cally Gault (17th Season)
SAC Champions

Date	Site	Opponent	W-L	Score
9-08	A	The Citadel	W	21-13
9-15	A	Furman	W	17-10
9-22	A	* Lenoir-Rhyne	W	28-14
9-29	H	Wofford	L	21-23
10-06	A	* Catawba	W	21-0
10-13	H	* Elon	W	30-14
10-20	H	* Mars Hill	W	34-6
10-27	H	Central Florida	W	48-0
11-03	A	* Gardner-Webb	W	21-3
11-10	H	* Carson-Newman	W	34-28
11-22	A	* Newberry	W	16-14
12-01	H	\$ Saginaw Valley State	W	36-6
12-08	A	% Central State (Okla.)	L	6-28

\$ - NAIA Playoffs First Round

% - NAIA Playoffs Second Round

1980 (4-7 OVERALL, 3-4 SAC, T-4th)

Head Coach - Cally Gault (18th Season)

Date	Site	Opponent	W-L	Score
9-06	A	The Citadel	L	14-21
9-13	A	Furman	L	7-28
9-20	H	Guadalajara	W	48-0
9-27	H	* Lenoir-Rhyne	W	16-3
10-04	A	Wofford	L	0-24
10-11	H	* Catawba	W	24-21
10-18	A	* Elon	L	16-28
10-25	A	* Mars Hill	W	10-3
11-08	H	* Gardner-Webb	L	17-24
11-15	A	* Carson-Newman	L	0-14
11-27	H	* Newberry	L	20-28

1981 (6-5 OVERALL, 5-2 SAC, 2nd)

Head Coach - Cally Gault (19th Season)

Date	Site	Opponent	W-L	Score
9-12	A	Central Florida	W	3-0
9-19	H	Mississippi College	L	14-24
9-26	A	* Lenoir-Rhyne	W	23-10
10-03	H	Wofford	L	13-17
10-10	A	* Catawba	W	27-7
10-17	H	* Elon	L	10-16
10-24	H	* Mars Hill	W	38-21
10-31	A	The Citadel	L	3-21
11-07	A	* Gardner-Webb	W	35-16

11-14	H	* Carson-Newman	W	17-3
11-26	A	* Newberry	L	23-26

1982 (5-5-1 OVERALL, 4-2-1 SAC, 4th)

Head Coach - Cally Gault (20th Season)

Date	Site	Opponent	W-L	Score
9-11	A	The Citadel	L	16-21
9-18	A	Mississippi College	W	17-16
9-25	H	* Lenoir-Rhyne	T	15-15
10-02	A	Wofford	L	16-24
10-09	H	* Catawba	W	23-21
10-16	A	* Elon	W	31-16
10-23	A	* Mars Hill	W	30-0
10-30	H	Liberty Baptist	L	12-24
11-06	H	* Gardner-Webb	L	21-28
11-13	A	* Carson-Newman	L	14-45
11-25	H	* Newberry	W	21-7

1983 (5-5-1 OVERALL, 4-2-1 SAC, 2nd)

Head Coach - Cally Gault (21st Season)

Date	Site	Opponent	W-L	Score
9-10	A	The Citadel	L	7-35
9-17	A	Georgia Southern	L	21-35
9-24	A	* Lenoir-Rhyne	W	7-3
10-01	H	Wofford	L	7-14
10-08	A	* Catawba	W	28-7
10-15	H	* Elon	L	6-10
10-22	H	* Mars Hill	T	14-14
10-29	A	Liberty Baptist	W	29-8
11-05	A	* Gardner-Webb	W	8-2
11-12	H	* Carson-Newman	W	28-7
11-24	A	* Newberry	L	0-23

1984 (7-4 OVERALL, 5-2 SAC, T-2nd)

Head Coach - Cally Gault (22nd Season)

Date	Site	Opponent	W-L	Score
9-08	H	Georgia Southern	L	6-41
9-15	A	The Citadel	L	6-23
9-22	H	* Lenoir-Rhyne	W	16-3
9-29	A	Wofford	W	10-0
10-06	H	* Catawba	W	10-3
10-13	A	* Elon	W	21-17
10-20	A	* Mars Hill	W	19-14
10-27	H	Liberty Baptist	W	17-13
11-03	H	* Gardner-Webb	W	23-12
11-10	A	* Carson-Newman	L	14-17
11-22	H	* Newberry	L	16-25

1985 (7-3-1 OVERALL, 4-2-1 SAC, T-3rd)

Head Coach - Elliott Poss (1st Season)

Date	Site	Opponent	W-L	Score
9-07	A	The Citadel	L	7-14
9-14	A	Georgia Southwestern	W	31-0
9-28	A	* Lenoir-Rhyne	L	21-22
10-05	H	Wofford	W	30-28
10-12	A	* Catawba	W	38-20
10-19	H	* Elon	W	12-9
10-26	H	* Mars Hill	L	7-13
11-02	A	Liberty	W	3-0
11-09	A	* Gardner-Webb	W	26-0
11-16	H	* Carson-Newman	W	35-28
11-28	A	* Newberry	T	24-24

1986 (5-6 OVERALL, 3-4 SAC, T-5th)

Head Coach - Elliott Poss (2nd Season)

Date	Site	Opponent	W-L	Score
9-13	H	Georgia Southwestern	W	35-10
9-20	A	The Citadel	L	13-15
9-27	H	* Lenoir-Rhyne	W	24-0
10-04	A	Wofford	W	31-7
10-11	H	* Catawba	W	12-0

10-18	A	* Elon	L	13-36
10-25	A	* Mars Hill	L	10-12
11-01	A	Furman	L	31-45
11-08	H	* Gardner-Webb	L	13-35
11-15	A	* Carson-Newman	L	0-19
11-27	H	* Newberry	W	35-20

1987 (8-5 OVERALL, 5-2 SAC, 2nd)

Head Coach - Elliott Poss (3rd Season)

Date	Site	Opponent	W-L	Score
9-05	H	Davidson	W	24-7
9-12	A	Furman	L	3-23
9-19	A	The Citadel	L	12-27
9-26	A	* Lenoir-Rhyne	W	14-3
10-03	H	Wofford	W	38-15
10-10	A	* Catawba	W	31-8
10-17	H	* Elon	W	17-7
10-24	H	* Mars Hill	W	19-7
11-07	A	* Gardner-Webb	L	26-27
11-14	H	* Carson-Newman	W	28-8
11-20	A	* Newberry	L	15-17
11-27	A	\$ Concord (WV)	W	41-0
12-05	A	% Pittsburg State	L	21-42

\$ - NAIA Playoffs First Round

% - NAIA Playoffs Second Round

1988 (3-8 OVERALL, 1-6 SAC, 8th)

Head Coach - Elliott Poss (4th Season)

Date	Site	Opponent	W-L	Score
9-03	A	Davidson	W	34-16
9-10	A	The Citadel	L	9-35
9-17	A	Furman	L	0-21
9-24	H	* Lenoir-Rhyne	L	20-21
10-01	A	Wofford	W	38-13
10-08	H	* Catawba	L	10-31
10-15	A	* Elon	L	27-44
10-22	A	* Mars Hill	L	13-16
11-05	H	* Gardner-Webb	L	19-20
11-12	A	* Carson-Newman	L	21-52
11-24	H	* Newberry	W	30-16

1989 (4-7 OVERALL, 3-4 SAC, 6th)

Head Coach - Elliott Poss (5th Season)

Date	Site	Opponent	W-L	Score
9-20	A	South Carolina State	L	27-32
9-16	A	Furman	L	17-59
9-23	A	* Lenoir-Rhyne	W	37-36
9-30	H	Wofford	W	24-22
10-07	A	* Catawba	W	54-48
10-14	H	* Elon	W	31-7
10-21	H	* Mars Hill	L	27-30
10-29	A	* Wingate	L	10-17
11-04	A	* Gardner-Webb	L	14-32
11-11	H	* Carson-Newman	L	21-45
11-23	A	Newberry	L	24-29

1990 (2-9 OVERALL, 2-5 SAC, T-6th)

Head Coach - Elliott Poss (6th Season)

Date	Site	Opponent	W-L	Score
9-08	A	Furman	L	7-63
9-16	H	South Carolina St.	L	0-41
9-22	H	* Lenoir-Rhyne	W	17-42
9-29	A	Wofford	L	15-41
10-06	H	* Catawba	L	7-10
10-13	A	* Elon	L	20-31
10-20	A	* Mars Hill	W	27-24
10-27	H	* Wingate	L	22-33
11-03	H	* Gardner-Webb	L	7-10
11-10	A	* Carson-Newman	L	14-28
11-22	H	* Newberry	L	7-24

^ Declared a forfeit win by the NAIA

ALL-TIME RESULTS

1991 (4-7 OVERALL, 3-4 SAC, T-4th)

Head Coach - John Perry (1st Season)

Date	Site	Opponent	W-L	Score
9-07	A	The Citadel	L	10-33
9-21	A	Furman	L	7-52
9-28	A	* Lenoir-Rhyne	L	12-24
10-05	H	Wofford	L	24-42
10-12	A	* Catawba	W	21-13
10-19	H	* Elon	L	14-38
10-26	H	* Mars Hill	W	35-30
11-02	A	* Wingate	L	14-27
11-09	A	* Gardner-Webb	W	10-8
11-16	H	* Carson-Newman	L	20-48
11-28	A	Newberry	W	32-17

1992 (4-7 OVERALL, 3-4 SAC, T-4th)

Head Coach - John Perry (2nd Season)

Date	Site	Opponent	W-L	Score
9-05	A	Fairmont State	L	10-12
9-19	A	Furman	L	7-43
9-26	H	* Lenoir-Rhyne	W	14-8
10-03	A	Wofford	W	41-27
10-10	H	* Catawba	L	24-28
10-17	A	* Elon	L	0-21
10-24	A	* Mars Hill	W	19-6
10-31	H	* Wingate	W	34-13
11-07	H	* Gardner-Webb	L	13-46
11-14	A	* Carson-Newman	L	17-34
11-26	H	Newberry	L	0-14

1993 (5-6 OVERALL, 4-3 SAC, T-3rd)

Head Coach - John Perry (3rd Season)

Date	Site	Opponent	W-L	Score
9-04	H	Fairmont State	L	17-20
9-11	A	Charleston Southern	L	16-17
9-18	A	Newberry	W	30-13
9-25	A	* Lenoir-Rhyne	L	27-34
10-02	H	Wofford	L	13-20
10-09	A	* Catawba	W	38-31
10-16	H	* Elon	L	17-31
10-23	H	* Mars Hill	W	45-28
10-30	A	* Wingate	W	35-6
11-06	A	* Gardner-Webb	W	34-30
11-13	H	* Carson-Newman	L	13-28

1994 (5-6 OVERALL, 2-5 SAC, T-6th)

Head Coach - John Perry (4th Season)

Date	Site	Opponent	W-L	Score
9-03	A	Newport News App.	L	19-21
9-10	H	Charleston Southern	W	38-34
9-17	A	* Carson-Newman	L	7-38
9-24	H	* Lenoir-Rhyne	L	14-42
10-01	A	Wofford	W	10-7
10-08	H	* Catawba	W	62-14
10-15	A	* Elon	L	21-28
10-22	A	* Mars Hill	L	17-35
10-29	H	* Wingate	W	49-14
11-05	H	* Gardner-Webb	L	24-33
11-12	H	Newberry	W	24-13

1995 (6-5 OVERALL, 4-3 SAC, T-3rd)

Head Coach - John Perry (5th Season)

Date	Site	Opponent	W-L	Score
9-02	H	Newport News	W	20-0
9-09	A	Charleston Southern	W	44-6
9-16	H	* Carson-Newman	L	21-24
9-23	A	* Lenoir-Rhyne	L	28-35
9-30	H	Wofford	L	20-21
10-07	A	* Catawba	L	28-31
10-14	H	* Elon	W	13-7
10-21	H	* Mars Hill	W	35-7

10-28	A	* Wingate	W	27-16
11-04	A	* Gardner-Webb	W	34-20
11-11	A	Newberry	L	8-9

1996 (5-6 OVERALL, 4-3 SAC, T-3rd)

Head Coach - John Perry (6th Season)

Date	Site	Opponent	W-L	Score
9-07	A	Shepherd	L	13-33
9-14	H	Charleston Southern	W	34-26
9-21	A	* Carson-Newman	L	10-28
9-28	H	* Lenoir-Rhyne	W	33-19
10-05	A	Wofford	L	7-34
10-12	H	* Catawba	W	19-15
10-19	A	* Elon	W	27-23
10-26	A	* Mars Hill	L	24-29
11-02	H	* Wingate	L	23-26
11-09	H	* Gardner-Webb	W	21-20
11-16	H	Newberry	L	10-21

1997 (5-6 OVERALL, 3-4 SAC, T-5th)

Head Coach - Daryl Dickey (1st Season)

Date	Site	Opponent	W-L	Score
9-06	H	Shepherd	L	14-18
9-13	A	Charleston Southern	W	16-7
9-20	H	* Carson-Newman	L	3-21
9-27	A	* Lenoir-Rhyne	W	26-13
10-04	A	Tusculum	W	49-7
10-11	A	* Catawba	W	10-7
10-18	H	Elon	L	3-24
10-25	H	* Mars Hill	W	24-14
11-01	A	* Wingate	L	14-22
11-08	H	* Gardner-Webb	L	13-16
11-15	A	* Newberry	L	22-28

1998 (8-3 OVERALL, 6-1 SAC, 2nd)

Head Coach - Daryl Dickey (2nd Season)

Date	Site	Opponent	W-L	Score
8-29	A	West Georgia	L	21-24
9-12	H	Charleston Southern	W	42-0
9-19	A	* Carson-Newman	L	14-35
9-26	H	* Lenoir-Rhyne	W	43-7
10-03	H	Tusculum	W	28-6
10-10	H	* Catawba	W	24-17
10-17	A	Elon	L	32-33
10-24	A	* Mars Hill	W	41-7
10-31	H	* Wingate	W	45-17
11-07	A	* Gardner-Webb	W	38-9
11-14	H	* Newberry	W	45-14

1999 (7-4 OVERALL, 4-4 SAC, T-4th)

Head Coach - Daryl Dickey (3rd Season)

Date	Site	Opponent	W-L	Score
9-04	H	West Georgia	W	41-40
9-11	A	Charleston Southern	W	40-14
9-18	H	* Carson-Newman	L	40-43
9-25	A	* Lenoir-Rhyne	L	21-24
10-02	A	* Tusculum	W	51-21
10-09	A	* Catawba	L	10-24
10-16	H	UVA-Wise	W	49-34
10-23	H	* Mars Hill	W	35-14
10-30	A	* Wingate	W	43-35
11-06	H	* Gardner-Webb	L	20-31
11-13	A	* Newberry	W	45-35

2000 (8-2 OVERALL, 6-1 SAC, 2nd)

Head Coach - Daryl Dickey (4th Season)

Date	Site	Opponent	W-L	Score
9-02	A	West Georgia	L	14-45
9-09	H	Charleston Southern	W	28-13
9-16	H	* Lenoir-Rhyne	W	24-21
9-23	A	* Catawba	L	14-27

10-07	H	* Carson-Newman	W	45-42
10-14	A	* Mars Hill	W	34-27
10-21	A	* Wingate	W	49-0
10-28	A	UVA-Wise	W	56-7
11-04	A	* Tusculum	W	27-24
11-11	H	* Newberry	W	34-27

2001 (7-4 OVERALL, 5-2 SAC, T-2nd)

Head Coach - Tommy Spangler (1st Season)

Date	Site	Opponent	W-L	Score
9-01	H	West Georgia	L	34-35
9-08	A	Charleston Southern	W	19-10
9-22	H	* Catawba	L	14-28
9-29	A	North Greenville	W	61-0
10-06	A	* Carson-Newman	W	38-28
10-13	H	* Mars Hill	L	12-20
10-20	H	* Wingate	W	41-19
10-27	A	* Lenoir-Rhyne	W	41-7
11-03	H	* Tusculum	W	48-41
11-10	A	* Newberry	W	31-24
11-24	A	Furman	L	28-47

2002 (8-3 OVERALL, 5-2 SAC, 3rd)

Head Coach - Tommy Spangler (2nd Season)

Date	Site	Opponent	W-L	Score
9-07	A	West Georgia	L	35-37
9-14	H	Charleston Southern	W	26-6
9-21	A	Jacksonville	W	14-0
9-28	H	North Greenville	W	58-7
10-05	A	* Catawba	L	14-27
10-12	A	* Tusculum	W	24-7
10-19	H	* Carson-Newman	L	14-47
10-26	H	* Lenoir-Rhyne	W	14-3
11-02	A	* Mars Hill	W	12-0
11-09	H	* Wingate	W	26-10
11-16	H	* Newberry	W	14-10

2003 (4-6 OVERALL, 2-5 SAC, T-5th)

Head Coach - Tommy Spangler (3rd Season)

Date	Site	Opponent	W-L	Score
9-06	H	West Georgia	L	14-21
9-13	A	Charleston Southern	W	17-14
9-20	H	Webber International	W	48-0
10-04	H	* Catawba	L	17-20
10-11	H	* Tusculum	L	27-35
10-18	A	* Carson-Newman	L	21-24
10-25	A	* Lenoir-Rhyne	W	42-7
11-01	H	* Mars Hill	L	26-34
11-08	A	* Wingate	L	13-21
11-15	A	* Newberry	W	42-14

2004 (6-5 OVERALL, 4-3 SAC, T-2nd)

Head Coach - Tommy Spangler (4th Season)

Date	Site	Opponent	W-L	Score
8-28	H	Cumberland	L	29-33
9-04	A	Furman	L	7-52
9-11	H	Charleston Southern	W	19-14
9-18	A	Webber International	W	28-0
9-25	A	* Catawba	L	14-19
10-02	A	* Tusculum	W	12-7
10-09	H	* Carson-Newman	W	28-27
10-16	H	* Lenoir-Rhyne	W	37-13
10-23	A	* Mars Hill	L	13-20
10-30	H	* Wingate	W	27-17
11-06	H	* Newberry	L	25-28

ALL-TIME RESULTS

2005 (10-2 OVERALL, 7-0 SAC, 1st)

Head Coach - Tommy Spangler (5th Season)
SAC Champions

Date	Site	Opponent	W-L	Score
8-27	H	West Georgia	W	48-13
9-03	H	Fayetteville State	W	35-6
9-10	A	Charleston Southern	W	42-0
9-17	A	Elon	L	19-34
9-24	H	* Catawba	W	37-7
10-01	H	* Tusculum	W	26-3
10-08	A	* Carson-Newman	W	37-3
10-15	A	* Lenoir-Rhyne	W	20-0
10-22	H	* Mars Hill	W	45-24
10-29	A	* Wingate	W	27-21
11-05	A	* Newberry	W	38-7
11-19	H	Central Arkansas*	L	28-52

* NCAA Division II Playoffs Second Round

2006 (7-4 OVERALL, 5-2 SAC, T-2nd)

Head Coach - Tommy Spangler (6th Season)

Date	Site	Opponent	W-L	Score
8-26	A	West Georgia	W	10-0
9-02	H	Charleston Southern	L	13-21
9-09	A	Fayetteville State	W	7-6
9-16	A	Elon	L	0-28
9-30	H	* Lenoir-Rhyne	W	24-13
10-07	H	* Wingate	L	9-14
10-14	A	* Tusculum	W	31-10
10-21	A	* Mars Hill	W	21-14
10-28	H	* Carson-Newman	W	28-7
11-04	A	* Catawba	L	14-21
11-11	H	* Newberry	W	10-0

2007 (6-5)

Head Coach - Bobby Bentley (1st Season)

Date	Site	Opponent	W-L	Score
9-01	A	Furman	L	16-40
9-08	H	Pikeville	W	58-7
9-13	A	Samford	L	24-34
9-22	A	Western Carolina	L	20-33
9-29	A	North Carolina Central	W	34-27
10-06	H	North Greenville	W	66-52
10-13	A	VMI	W	45-21
10-20	A	Coastal Carolina	W	41-34
10-27	A	Liberty	L	14-48
11-03	H	Chowan	W	62-10
11-10	A	Charleston Southern	L	24-28

2008 (4-8)

Head Coach - Bobby Bentley (2nd Season)

Date	Site	Opponent (Rk)	W-L	Score
8-30	A	Wofford (13)	L	21-38
9-06	H	Fayetteville State	W	38-28
9-13	A	Elon (18)	L	12-66
9-20	H	Western Caorlina	L	21-23
9-27	A	Appalachian State (3)	L	14-48
10-04	H	North Greenville	W	22-15
10-11	H	N.C. Central	W	28-24
10-18	A	Gardner-Webb	L	21-47
11-01	H	Liberty (17)	W	31-28
11-08	A	Charleston Southern	L	18-29
11-15	H	Coastal Carolina	L	13-21
11-22	A	VMI	L	27-49

2009 (0-11 OVERALL, 0-6 Big South, 7th)

Head Coach - Harold Nichols (1st Season)

Date	Site	Opponent (Rk)	W-L	Score
9-05	A	Furman	L	21-45
9-12	H	Elon (10)	L	7-41
9-19	H	Chattanooga	L	13-29
9-26	A	The Citadel	L	21-46

10-03	A	* Stony Brook	L	14-52
10-10	A	Old Dominion	L	16-34
10-24	H	* VMI	L	20-31
10-31	A	* Liberty (23)	L	19-55
11-07	H	* Charleston Southern	L	32-46
11-14	A	* Coastal Carolina	L	37-41
11-21	H	* Gardner-Webb	L	14-21

2010 (0-9 OVERALL, 0-5 Big South, T-6th)

Head Coach - Harold Nichols (2nd Season)

Date	Site	Opponent (Rk)	W-L	Score
9-02	A	Wake Forest	L	13-53
9-11	A	Clemson	L	21-58
9-18	A	The Citadel	L	14-26
9-25	H	North Greenville	L	17-34
10-02	A	* VMI	L	13-24
10-16	H	* Coastal Carolina	L	7-35
10-23	A	* Gardner Webb ^	W	26-24
10-30	H	* Liberty (12)	L	24-34
11-06	H	* Stony Brook	L	7-37
11-13	A	* Charleston Southern	L	39-42
11-20	H	Davidson ^	W	42-6

^ Wins vacated due to Ineligible Player

2011 (4-7 OVERALL, 3-3 Big South, T-3rd)

Head Coach - Harold Nichols (3rd Season)

Date	Site	Opponent (Rk)	W-L	Score
9-03	H	Wofford (8)	L	28-35
9-10	H	North Greenville	W	38-21
9-17	A	California	L	12-63
9-24	A	Furman	L	21-62
10-08	A	* Stony Brook	L	24-42
10-15	H	* Gardner Webb	W	28-14
10-22	A	Georgia Southern (1)	L	14-48
10-29	A	* Liberty (23)	L, 2OT	20-27
11-05	A	* Coastal Carolina	L	8-15
11-12	H	* VMI	W	38-6
11-19	H	* Charleston Southern	W	45-14

2012 (2-9 OVERALL, 0-6 Big South, 7th)

Head Coach - Harold Nichols (4th Season)

Date	Site	Opponent	W-L	Score
9-01	H	Brevard	W	45-10
9-08	A	Georgia Tech	L	3-59
9-15	A	Vanderbilt	L	0-58
9-22	H	Furman	L	21-31
9-29	A	Davidson	W	28-13
10-06	A	* VMI	L	7-17
10-13	H	* Liberty	L	7-56
10-20	A	* Charleston Southern	L	21-31
10-27	H	* Stony Brook	L	17-56
11-10	H	* Coastal Carolina	L	7-65
11-17	A	* Gardner Webb	L	15-21

2013 (3-8 OVERALL, 1-4 Big South, T-5th)

Head Coach - Harold Nichols (5th Season)

Date	Site	Opponent (Rk)	W-L	Score
8-29	A	Wake Forest	L	7-31
9-07	H	Brevard	W	42-24
9-14	A	Furman	L	20-21
9-28	H	Charlotte	L	21-45
10-5	A	Wofford (15)	L	14-55
10-19	H	* VMI	W	49-35
10-26	H	Point	W	49-19
11-02	H	* Charleston Southern (18)	L	16-27
11-09	A	* Liberty	L	14-35
11-16	A	* Coastal Carolina (9)	L	13-46
11-23	H	* Gardner-Webb	L	13-20

2014 (6-5 OVERALL, 3-2 Big South, T-3rd)

Head Coach - Harold Nichols (6th Season)

Date	Site	Opponent (Rk)	W-L	Score
8-28	A	Northern Illinois	L	3-55
9-06	H	Bluefield	W	69-14
9-13	H	Furman (12)	W	10-7
9-20	A	N.C. State	L	0-42
10-04	H	Western Carolina	W	19-14
10-11	H	* Coastal Carolina (3)	L	28-40
10-18	A	* Charleston Southern (22)	W	7-3
10-25	H	* Monmouth	W	18-12
11-01	H	* Liberty	L	7-28
11-08	A	Mississippi	L	0-48
11-15	A	* Gardner-Webb	W	14-7

2015 (2-9 OVERALL, 1-5 Big South, 7th)

Head Coach - Harold Nichols (7th Season)

Date	Site	Opponent (Rk)	W-L	Score
9-05	A	Miami (OH)	L	7-26
9-12	A	Charlotte	L	10-34
9-19	H	Campbell	W	23-13
9-26	H	Chattanooga (8)	L	0-21
10-03	A	Western Carolina	L	21-33
10-10	A	* Coastal Carolina (1)	L	17-24
10-17	H	* Charleston Southern (20)	L	7-10
10-31	H	* Gardner-Webb	L	10-14
11-07	A	* Liberty	L	26-34
11-14	A	* Monmouth	L	16-21
11-21	H	* Kennesaw State	W	14-6

LAST TIME IT HAPPENED (INDIVIDUAL)

400 TOTAL OFFENSE YARDS

Presbyterian - Tim Webb had 648 passing yards and -10 rushing yards (638 total yards) vs. North Greenville at Clinton, S.C. on Oct. 4, 2007 (PC 66-52).

Opponent - Mike Brown of Liberty had 149 rushing yards and 272 passing yards (421 total yards) at Clinton, S.C. on Oct. 30, 2010 (Liberty 34-24).

500 TOTAL OFFENSE YARDS

Presbyterian - Tim Webb had 648 passing yards and -10 rushing yards (638 total yards) vs. North Greenville at Clinton, S.C. on Oct. 4, 2007 (PC 66-52).

Opponent - Never happened in Division I era

30 CARRIES

Presbyterian - Darrell Bridges had 32 carries vs. Coastal Carolina at Conway, S.C. on Oct. 19, 2015 (CCU 24-17).

Opponent - Trey White of Kennesaw State had 31 carries at Clinton, S.C. on Nov. 21, 2015 (PC 14-6).

100 RUSHING YARDS BY QUARTERBACK

Presbyterian - Ryan Singer had 106 rushing yards vs. VMI at Clinton, S.C. on Nov. 12, 2011 (PC 38-6).

Opponent - Tyrell Maxwell of Gardner-Webb had 105 rushing yards at Clinton, S.C. on Oct. 31, 2015 (GWU 14-10).

100 RUSHING YARDS BY TWO PLAYERS

Presbyterian - LaQua Mayes had 161 rushing yards and Demarcus Rouse had 117 rushing yards vs. Bluefield at Clinton, S.C. on Sept. 6, 2014 (PC 69-14).

Opponent - Jordan Wilkins of Ole Miss had 171 rushing yards and Mark Dodson had 128 rushing yards at Oxford, Miss. on Nov. 8, 2014 (PC 48-0).

100 RUSHING YARDS & 100 PASSING YARDS

Presbyterian - Ryan Singer had 106 rushing yards and 182 passing yards vs. VMI at Clinton, S.C. on Nov. 12, 2011 (PC 38-6).

Opponent - Jacob Huesman of Chattanooga had 132 rushing yards and 107 passing yards at Clinton, S.C. on Sept. 26, 2015 (Chattanooga 21-0).

200 RUSHING YARDS

Presbyterian - Lance Byrd had 274 rushing yards vs. Charleston Southern at Clinton, S.C. on Nov. 7, 2009 (CSU 46-32).

Opponent - Miguel Maysonet of Stony Brook had 212 rushing yards at Clinton, S.C. on Oct. 27, 2012 (Stony Brook 56-17).

25 COMPLETIONS

Presbyterian - Kaleb Griffin had 25 completions vs. Charlotte at Clinton, S.C. on Sept. 28, 2013 (Charlotte 45-21).

Opponent - Mike Brown of Liberty had 25 completions at Clinton, S.C. on Oct. 30, 2010 (Liberty 34-24).

400 PASSING YARDS

Presbyterian - Tim Webb had 648 passing yards vs. North Greenville at Clinton, S.C. on Oct. 6, 2008 (PC 66-52).

Opponent - Never happened in Division I era

10 RECEPTIONS

Presbyterian - Brandon Clark had 10 receptions vs. North Greenville at Clinton, S.C. on Oct. 4, 2008 (PC 22-15).

Opponent - Gerald Stevenson of Charleston Southern had 10 receptions at Clinton, S.C. on Nov. 7, 2009 (CSU 46-32).

100 RECEIVING YARDS

Presbyterian - Tobi Antigha had 136 receiving yards vs. Coastal Carolina at Conway, S.C. on Nov. 16, 2013 (CCU 46-13).

Opponent - Bruce Mapp of Coastal Carolina had 129 receiving yards at Conway, S.C. on Oct. 10, 2015 (CCU 24-17).

100 RECEIVING YARDS BY TWO PLAYERS

Presbyterian - Tobi Antigha had 117 receiving yards and Jeremiah McKie had 107 receiving yards vs. VMI at Clinton, S.C. on Oct. 19, 2013 (PC 40-6).

Opponent - Terrell Hudgins of Elon had 134 receiving yards and Sean Jeffcoat had 103 receiving yards at Clinton, S.C. on Sept. 12, 2009 (Elon 41-7).

200 RECEIVING YARDS

Presbyterian - Terrance Butler had 215 receiving yards vs. North Greenville at Clinton, S.C. on Oct. 6, 2007 (PC 66-52).

Opponent - Never happened in Division I era

100 KICKOFF RETURN YARDS

Presbyterian - Marquel Hines had 123 yards on five kickoff returns vs. Western Carolina at Cullowhee, N.C. on Oct. 3, 2015 (WCU 33-21).

Opponent - Devin Brown of Coastal Carolina had 123 yards on five kickoff returns at Conway, S.C. on Oct. 10, 2015 (CCU 24-17).

INTERCEPTION RETURN FOR TOUCHDOWN

Presbyterian - Ed Britt intercepted a Troy Mitchell pass and returned it 25 yards for a touchdown and Deonte' Davis intercepted a pass by Garrett Brown and returned it 32 yards for a touchdown vs. Western Carolina at Clinton, S.C. on Oct. 4, 2014 (PC 19-14).

Opponent - Toyvian Brand of Chattanooga intercepted a Ben Cheek pass and returned it 44 yards for a touchdown at Clinton, S.C. on Sept. 26, 2015 (Chattanooga 21-0).

PUNT RETURN FOR TOUCHDOWN

Presbyterian - Jeremiah McKie returned a punt 50 yards for a touchdown vs. Brevard at Clinton, S.C. on Sept. 7, 2013 (PC 42-24).

Opponent - Niccolo Mastromatteo of Coastal Carolina returned a punt 87 yards for a touchdown at Clinton, S.C. on Nov. 10, 2012 (CCU 65-7).

BLOCKED PUNT RETURN FOR TOUCHDOWN

Presbyterian - Justin Bethel recovered a blocked punt in the endzone for a touchdown vs. Furman at Greenville, S.C. on Sept. 24, 2011 (Furman 62-21).

Opponent - Never happened in Division I era

KICKOFF RETURN FOR TOUCHDOWN

Presbyterian - Jeremiah McKie returned a kickoff 97 yards for a touchdown vs. VMI at Clinton, S.C. on Oct. 19, 2013 (PC 49-35).

Opponent - Never happened in Division I era

FUMBLE RETURN FOR TOUCHDOWN

Presbyterian - Ugonna Akoh returned a fumble 73 yards for a touchdown vs. Western Carolina at Cullowhee, N.C. on Oct. 3, 2015 (WCU 33-21).

Opponent - Never happened in Division I era

TOUCHDOWN BY DEFENSIVE LINEMAN

Presbyterian - Ugonna Akoh returned a fumble 73 yards for a touchdown vs. Western Carolina at Cullowhee, N.C. on Oct. 3, 2015 (WCU 33-21).

Opponent - Toyvian Brand of Chattanooga intercepted a Ben Cheek pass and returned it 44 yards for a touchdown at Clinton, S.C. on Sept. 26, 2015 (Chattanooga 21-0).

FOUR PASSING TOUCHDOWNS

Presbyterian - Tim Webb had seven passing touchdowns vs. North Greenville at Clinton, S.C. on Oct. 6, 2007 (PC 66-52).

Opponent - Aramis Hillary of Coastal Carolina had five passing touchdowns at Clinton, S.C. on Nov. 10, 2012 (CCU 65-7).

FIVE PASSING TOUCHDOWNS

Presbyterian - Tim Webb had seven passing touchdowns vs. North Greenville at Clinton, S.C. on Oct. 6, 2007 (PC 66-52).

Opponent - Aramis Hillary of Coastal Carolina had five passing touchdowns at Clinton, S.C. on Nov. 10, 2012 (CCU 65-7).

SAFETY

Presbyterian - Donelle Williams tackled Travis Small in the endzone on a rush for a safety vs. Coastal Carolina at Conway, S.C. on Nov. 5, 2011 (CCU 15-8).

Opponent - Snapped ball went out of the endzone on a punt attempt resulting in a safety vs. Coastal Carolina at Conway, S.C. on Oct. 10, 2015 (CCU 24-17).

BLOCKED PUNT

Presbyterian - Donelle Williams blocked a punt vs. Kennesaw State at Clinton, S.C. on Nov. 21, 2015 (PC 14-6).

Opponent - C.J. Moore of Ole Miss blocked a punt at Oxford, Miss. on Nov. 8, 2014 (Ole Miss 48-0).

50-YARD PUNTING AVERAGE

Presbyterian - Patrick Morgano had a 51.7-yard average on nine punts vs. Cal at San Francisco, Calif. on Sept. 17, 2011 (Cal 63-17).

Opponent - Wil Baumann of NC State had a 55.2-yard average on four punts at Raleigh, N.C. on Sept. 20, 2014 (NC State 42-0).