



**WE WITH ARE IT**  **C of RED**™

2008-09 CALGARY FLAMES MEDIA GUIDE



WE  
ARE THE

**C of RED**



**Fan Attic**



## **FANATTIC STORE LOCATIONS**

**Calgary Airport**

**2000 Airport Rd. N.E., Calgary, AB**

**(403) 571-9755**

**Pengrowth Saddledome**

**555 Saddledome Rise S.E., Calgary, AB**

**(403) 571-9770**

**North Hill Centre**

**1616 - 14th Ave. N.W., Calgary, AB**


**(403) 338-2080**

**or call: 1-877-477-2177**

**[www.flamesport.com](http://www.flamesport.com)**



# *In Memory of Mickey Renaud*



## **MICKEY RENAUD 1988-2008**

Mickey Renaud, a Calgary Flames 5th round selection in the 2007 NHL Entry Draft passed away on February 18th, 2008 in his home in Tecumseh, Ontario. Mickey was playing in his third OHL season where he captained the Windsor Spitfires. The 6'3", 220-pound centre had 41 points in 56 games with the Spitfires during the 2007-08 season. Mickey is survived by his father Mark, mother Jane, sister Penny and brother Remy.

# CALGARY FLAMES 28<sup>TH</sup> SEASON

MEMBER OF THE NHL FOR 36 SEASONS

|   |         |   |         |
|---|---------|---|---------|
| Flames Directory . . . . .                              | 4       | Flames All-Time Records - Home and Road . . . . .             | 217     |
| Media Guidelines Summary . . . . .                      | 5       | Flames Overtime Results . . . . .                             | 218-219 |
| History of the Franchise . . . . .                      | 6-7     | Flames Month by Month Results . . . . .                       | 220     |
| Owners' Biographies . . . . .                           | 8-10    | Home Attendance/Opening Game . . . . .                        | 221     |
| Ken King . . . . .                                      | 11      | Flames - Yearly Leaders . . . . .                             | 222     |
| Darryl Sutter . . . . .                                 | 11-13   | Flames - Penalty Shots . . . . .                              | 222-223 |
| Hockey Club Personnel . . . . .                         | 14-20   | Flames All-Time Leaders . . . . .                             | 224-225 |
| Hockey Club Office Staff . . . . .                      | 21      | Flames All-Time Top Seasons . . . . .                         | 226-227 |
| Hockey Hall of Fame . . . . .                           | 22-23   | Flames Career Scoring . . . . .                               | 228-232 |
| Flames All-Star Selections . . . . .                    | 24      | Flames Career Goaltenders . . . . .                           | 233     |
| Flames All-Time Trophy Winners . . . . .                | 25      | Flames Lifetime Shutouts . . . . .                            | 234-235 |
| Flames Foundation/Community Relations . . . . .         | 26-28   | Flames Home & Road vs NHL . . . . .                           | 236-237 |
| McCaig Award & Scurfield Award . . . . .                | 29      | Flames All-Time Team Records . . . . .                        | 238-239 |
| 2008-09 Player Profiles . . . . .                       | 30-100  | Flames All-Time Individual Records . . . . .                  | 240-241 |
| In the System . . . . .                                 | 101-124 | Playoff Records . . . . .                                     | 242     |
| Training Camp . . . . .                                 | 125     | 2008 Flames Playoff Scoring . . . . .                         | 243     |
| NHL 2008 Entry Draft . . . . .                          | 126-129 | 2008 Playoffs Flames VS . . . . .                             | 244     |
| GM/Coaches . . . . .                                    | 130     | All-Time Flames vs other teams . . . . .                      | 245     |
| Captains . . . . .                                      | 131     | Flames All-Time Playoff Games . . . . .                       | 246-247 |
| Flames Year-by-Year Results . . . . .                   | 132-160 | Flames Playoff All-Time Leaders . . . . .                     | 248-249 |
| Years in Atlanta . . . . .                              | 161     | Flames Playoff Team Records . . . . .                         | 250-255 |
| Game-by-Game Results . . . . .                          | 162-173 | Flames Playoff Individual Records . . . . .                   | 255-259 |
| Game-by-Game Legend . . . . .                           | 173     | Flames All-Time Roster . . . . .                              | 260-268 |
| 2007-08 Results . . . . .                               | 174     | Flames All-Time Sweater Numbers . . . . .                     | 269-273 |
| NHL Stats 2007-08 . . . . .                             | 175     | 2008-09 NHL On-Ice Officials . . . . .                        | 274     |
| Flames Highs & Lows . . . . .                           | 177-180 | Quad City Flames . . . . .                                    | 275     |
| Flames 2007-08 Team Scoring . . . . .                   | 181     | Quad City Flames 2008-09<br>Regular Season Schedule . . . . . | 276     |
| Flames 2007-08 Individual Goals . . . . .               | 182     | Quad City Flames 2007-08 Scoring . . . . .                    | 277     |
| Scoring Breakdown . . . . .                             | 183-184 | Calgary Hitmen . . . . .                                      | 278     |
| Flames 2007-08 Overall Results . . . . .                | 185-186 | Calgary Hitmen 2008-09 Season Schedule . . . . .              | 279     |
| Flames Home Results/Road Results . . . . .              | 187-188 | 2008-09 Critical Dates . . . . .                              | 280     |
| 2008 Stanley Cup Results/Divisional Alignment . . . . . | 189     | Pengrowth Saddledome Seating Bowl . . . . .                   | 281     |
| Flames vs. NHL Teams 2007-08 . . . . .                  | 190-214 | 2008-09 Flames Schedule . . . . .                             | 282     |
| Flames All-Time Records vs Other Clubs . . . . .        | 215     |   |         |
| Flames All-Time Records - Overall . . . . .             | 216     |   |         |



## CALGARY FLAMES HOCKEY CLUB

Pengrowth Saddledome  
P.O. Box 1540, Station 'M'  
Calgary, AB, Canada T2P 3B9  
Phone: 403-777-2177 Fax: 403-777-2199  
Website: [www.calgaryflames.com](http://www.calgaryflames.com)

### Editors:

Peter Hanlon  
Sean Kelso

### Statistics Contributors:

Bill Evans  
Elias Sports Bureau

### Photos:

Gerry Thomas, Aimee Rickert &  
Getty Images

### Design and Layout:

Chris Huey

The Flames Media Guide & Record Book is published by the  
Calgary Flames Hockey Club, P.O. Box 1540, Station 'M',  
Calgary, Alberta T2P 3B9.

Copyright© 2008 Calgary Flames Hockey Club.  
All rights reserved.

The information and photos contained in this Media Guide & Record  
book cannot be used for commercial purposes without the prior  
written permission of the Calgary Flames.

# 2008-09 CALGARY FLAMES CLUB DIRECTORY

## OWNERS

N. Murray Edwards (Chairman), Harley N. Hotchkiss, Alvin G. Libin, Allan P. Markin, Jeff McCaig, Clayton H. Riddell, Byron J. Seaman, Daryl K. Seaman

## EXECUTIVE

President & Chief Executive Officer ..... Ken King  
General Manager ..... Darryl Sutter  
Vice-President,  
Hockey Administration/CFO..... Michael Holditch  
Vice-President, Building Operations ..... Libby Raines  
Vice President, Advertising,  
Sponsorship & Marketing ..... Jim Bagshaw  
Vice-President, Sales ..... Rollie Cyr  
Vice-President, Communications ..... Peter Hanlon  
Vice-President,  
Business Development ..... Jim Peplinski  
Vice-President,  
Food and Beverage ..... Mark Vaillant

## HOCKEY CLUB PERSONNEL

General Manager ..... Darryl Sutter  
Vice-President,  
Hockey Administration/CFO..... Michael Holditch  
Director, Hockey Administration..... Mike Burke  
Director, Player Personnel..... Duane Sutter  
Director of Scouting..... Tod Button  
Pro Scout/Player Development..... Ron Sutter  
Amateur Scout/Player Development..... Tom Webster  
Pro Scout/Goaltender  
Development..... Jamie McLennan  
Head Coach ..... Mike Keenan  
Associate Coach ..... Jim Playfair  
Assistant Coaches ..... Rich Preston, Rob Cookson  
Goaltending Coach ..... David Marcoux  
Exec. Asst. to GM and  
Hockey Operations..... Brenda Koyich  
Director of Amateur Scouting ..... Mike Sands  
Scouts..... Fred Devereaux, Juha Hautamaa, Steve  
Leach, Bob MacMillan, Robert Pulford, Greg Rejanen,  
Blair Reid, Anders Steen, Ritch Thibeau, Al Tuer  
Team Services Manager ..... Sean O'Brien

## MEDICAL/TRAINING STAFF

Strength & Conditioning Coach ..... Rich Hesketh  
Athletic Therapist ..... Morris Boyer  
Assistant Athletic Therapist ..... Gerry Kurylowich  
Equipment Manager ..... Gus Thorson  
Assistant Equipment Manager..... Mark De Pasquale  
Massage Therapist..... Bryan Lentz  
Head Physician..... Dr. Kelly Brett  
Team Physician/Sports Medicine ..... Dr. Jim Thorne  
Team Orthopedic Surgeons.....  
..... Dr. Nicholas Mohtadi and Dr. Richard Boorman  
Team Dentist..... Dr. Bill Blair  
Team Optometrist..... Dr. Derek Gaume  
Dressing Room Attendant ..... Jules Carriere

## COMMUNICATIONS

Vice-President, Communications ..... Peter Hanlon  
Manager, Media Relations ..... Sean Kelso  
Administrative Assistant,  
Communications ..... Bernie Hargrave

## ADMINISTRATION

Exec. Asst. to President/CEO ..... Judy O'Brien  
Exec. Asst. to V.P. Hockey  
Admin/CFO..... Jill Stang  
Director, Finance ..... Deniece Kennedy  
Manager, Human Resources ..... Betty Mah

## MARKETING/TICKETING

V.P. Advertising,  
Sponsorship & Marketing..... Jim Bagshaw  
V.P. Sales ..... Rollie Cyr  
V.P. Business Development ..... Jim Peplinski  
Senior Director, Advertising ..... Pat Halls  
Director, Corporate Sponsorship..... Kevin Gross  
Manager, Key Corporate Accounts ..... Mark Stiles  
Manager, Promotions..... Scott Matheson  
Executive Assistant Marketing ..... Yvette Mutcheson  
Executive Assistant  
to V.P. of Sales ..... Carolyn Huffman  
Director, Executive Suites ..... Bob White  
Sales Manager ..... Mike Franco  
Customer Service Manager..... Marc Leost  
Director, Broadcast & Production..... Carlo Petri  
Manager, Game Entertainment ..... Geordie Macleod  
Director, Retail/FanAttic ..... Brent Gibbs  
Publishing Manager ..... Laurie Wheeler  
Website Manager..... Mike Board

## PENGROWTH SADDLEDOME

V.P. Building Operations..... Libby Raines  
V.P. Food and Beverage ..... Mark Vaillant  
Operations Manager ..... George Greenwood  
Director, Food Services ..... Art Hernandez  
Senior Food Services Manager..... Sheila Parisien  
Security/Parking/Loss Prevention  
Manager ..... Bob Godun

## QUAD CITY FLAMES

President, Quad City ..... Neil Bossola  
Head Coach, Quad City ..... Ryan McGill  
Assistant Coach, Quad City ..... Scott Allen  
Director of Broadcasting &  
Media Relations..... Aaron Roof

## MISCELLANEOUS DATA

Radio Affiliate..... The FAN 960 (960 AM)  
TV Affiliate ..... Rogers Sportsnet, CBC-TV,  
..... Flames PPV, TSN  
Minor League Affiliates..... Quad City Flames (AHL);  
..... Las Vegas Wranglers (ECHL)

# 2008-09 CALGARY FLAMES MEDIA GUIDELINES SUMMARY



Peter Hanlon  
Vice President,  
Communications



Sean Kelso  
Manager,  
Media Relations



Bernie Hargrave  
Administrative  
Assistant,  
Communications

## PLAYER MEDIA AVAILABILITY DURING TRAINING CAMP

- Training camp will take place at the Pengrowth Saddledome. There will be two groups of players. Each group will be available to the media at the completion of their training day, which consists of on-ice followed by off-ice sessions.
- For fitness testing times please contact the Flames Communications Department. All medicals and fitness testing will take place in the Flames locker room and training facility. As a result, media availability will occur in another designated area. Testing and medicals are closed to the media.
- Cameras and photographers are permitted on the visitors' bench only for practice sessions. At no time will media be permitted on either bench during scrimmage.
- Please check the Flames media information line for daily updates pertaining to the training schedule and Head Coach Mike Keenan's media availability times. The media information line is 403-777-3666.

## REGULAR SEASON PRACTICE ACCESS

- Standard practice time will be 11:00 a.m. Game day skates will be at 10:00 a.m. Please note practice times may vary. We will make every effort to inform you in such a situation.
- The dressing room will remain closed before and during practice. When the dressing room door is closed, access is not permitted.
- Access to the dressing room will be granted following practice per NHL regulations: 5 minutes following first group of players (who participated in the practice) leaving the ice for no less than 30 minutes. In the event of a meeting, the dressing room will be open until the meeting begins and again following the meeting for at least 30 minutes.
- Media access is permitted in all areas of the dressing room except for the medical treatment room, coach's office, change rooms and shower/lavatory. To the extent all players are available in the main dressing room; there should be no need for media to enter other areas of the dressing room complex.
- Media access to the home players' bench is not permitted during practice.
- Mike Keenan will be available within 20 minutes following practice in a media conference format in a designated area near the dressing room. Individual interview (one-on-one) requests will only be granted in special circumstances and on advance notice.

## GAME DAY AND POST GAME

- On request, players will be available to the media for interviews for a 30 minute period up to 90 minutes prior to game time. Preferably, media interviews should be conducted following the morning practice.
- Requests for players/coaches for broadcast pre-tape interviews must be made to the communications department before 11:00 a.m. on game day. In the case of "quick hits", please provide with at least two minutes remaining in the period with a back-up option.
- Dressing room will open to media 5 minutes after the game with same areas as stated above available for interviews.
- Mike Keenan will be available (in a media conference format) within 20 minutes of the conclusion of the game. The post game media conference will take place in the media lounge. The dressing room will remain open during the coach's press conference.
- Please request credentials 24 hours in advance of the game in which you have been assigned to cover. In the case of full-time credential media, please inform us, when possible, if you are not attending a particular game.

## PHOTOGRAPHY/TELEVISION CAMERAS

- Please follow credential guidelines outlined above. Free-lance photographers will only be granted credentials when on assignment from a media outlet.
- Photographers/Cameras are permitted to shoot Flames practice from the visiting team bench or stands only.
- Television rightsholders may place one handheld camera on the bench during warm-up once the players have taken the ice (local - home bench only).
- Photographers will be guaranteed one location for the first period. Other period shooting locations will be coordinated during the game. Please respect sight lines of spectators at all times.
- Any live news shots utilizing the playing surface as a backdrop must conclude 30 minutes before television broadcast begins.
- As per NHL policy, non-rightsholders are not permitted to record highlights during games. Highlights will be available through Telus Operations Center, (800) 332-1083 or (403) 263-0250.

## WEB/INTERNET

- Those media outlets that have been granted credentials and also have web media coverage will be provided with more detailed guidelines before the start of the 2008-09 season.

## FLAMES MEDIA INFORMATION LINE

- For information and times for Flames practices, news conferences and other events call the Flames Media Information Line at 403-777-3666 for a prerecorded message.
- \* This is a summary of the comprehensive NHL media/broadcast access policies.

# HISTORY OF THE FRANCHISE



The Calgary Flames will mark their 28th NHL season, 29th year in Calgary, and 24th year in the Pengrowth Saddledome during the 2008-09 season. Since their arrival in 1980, the team has captivated hockey fans with their on-ice success, including a Stanley Cup victory in 1989, while establishing a solid off-ice reputation for community involvement through millions of dollars of contributions to charitable organizations throughout southern Alberta.

On May 21, 1980 Nelson Skalbania and a group of Calgary entrepreneurs consisting of Doc and B.J. Seaman, Harley Hotchkiss, Norm Green, Ralph Scurfield, and Norman Kwong announced the acquisition of the Atlanta Flames franchise and declared their intention to relocate the team to Alberta. In August, 1981 Skalbania sold his interest in the team to the Calgary contingent. The remaining six local businessmen continued to hold exclusive ownership until June 15, 1990 when Norm Green left to become owner of the Minnesota North Stars (now Dallas Stars). On August 8, 1994 further revisions to the club ownership structure saw the addition of six new investors and the departure of two of the team's original owners (Norm Kwong and Sonia Scurfield). Subsequent changes in 2001 resulted in the current group of eight owners: N. Murray Edwards, Harley N. Hotchkiss, Alvin G. Libin, Allan P. Markin, the estate of J.R. McCaig, Daryl K. Seaman, Byron J. Seaman, and Clayton B. Riddell, who jointly control operations for the Calgary Flames, the Pengrowth Saddledome, and the WHL Calgary Hitmen Hockey Club.

On October 9, 1980 in their inaugural game at the Stampede Corral, the Flames battled the Quebec Nordiques to a 5-5 tie. The team played a total of 146 league, playoff, and exhibition games at the Corral, losing only 28 regular season and four playoff games in three seasons, before moving across the street into the Saddledome in October, 1983. The Flames formally assumed management of the Saddledome on August 1, 1994 and after extensive renovations, the venue was reopened on October 25, 1995. Today, the Pengrowth Saddledome is recognized as one of the pre-eminent entertainment facilities in North America.

The 2003-04 season saw the launch of an exciting new red jersey as the Flames' home sweater, while the traditional whites were worn strictly for road games. The 'C of Red' was revived during the NHL playoffs, and the red Flames jersey became one of the top-selling jersey launches in NHL history. With the start of the 2007-08 season, the NHL will introduce the Reebok Edge uniform system which will result in minor striping changes to the Flames jersey. The alternate black jersey will be officially retired.

In their 27-year history, the Flames have become a premier franchise in the NHL. They have captured two President's Trophies for finishing first overall (1987-88, 1988-89), three Clarence Campbell Conference titles (1985-86, 1988-89, 2003-04), two Smythe Division playoff championships (1985-86, 1988-89), two Pacific Division





The 2008-09 season marks the 20th anniversary of the Flames victory over the Montreal Canadiens in the 1988-89 Stanley Cup Final. Calgary won the series 4–2, claiming its first championship.

titles (1993-94, 1994-95), and a Northwest Division title (2005-06), plus several NHL individual and team honours and numerous attendance records.

The pinnacle of the team's history was being crowned Stanley Cup champions for the 1988-89 season when they defeated the Montréal Canadiens. The Flames' first appearance in the finals was in 1986, and their most recent in 2004, when they electrified not only the city of Calgary but captivated all of Canada with the inspirational playoff run.

The Flames followed up that performance by winning the tough Northwest Division in 2005-2006 with 103 points, ranking seventh overall in the NHL and winning the William Jennings Trophy. That same year, goaltender Miikka Kiprusoff was awarded the Vezina Trophy as the NHL's top goaltender, while Dion Phaneuf was nominated for the Calder Trophy as the league's best rookie.



# CALGARY FLAMES OWNERS



**N. Murray  
EDWARDS**

N. Murray Edwards is owner and President of Edco Financial Holdings Ltd., a merchant banker since 1988. He is a leading investor in, and managing director and chairman or vice chairman of, numerous publicly traded companies including Canadian Natural Resources Limited, Ensign Energy Services Inc. and Magellan Aerospace Corporation. Today, these companies employ over 15,000 individuals. He is also a chairman, director and co-owner of the Calgary Flames Hockey Club.

Mr. Edwards graduated with a Bachelor of Commerce from the University of Saskatchewan with Great Distinction and a Bachelor of Laws with Honours from the University of Toronto. After moving to Calgary in 1983, he became a lawyer and later a Partner with Burnet, Duckworth & Palmer, a Calgary-based law firm.

At the community level, Mr. Edwards is a member of The Council of Champions of the Calgary Children's Initiatives and the Canadian Council of Chief Executives and on the Board of Directors of the Banff Centre, the Canada West Foundation and the C.D. Howe Institute.

---



**Harley N.  
HOTCHKISS**

Harley N. Hotchkiss manages his own oil, gas, real estate and agricultural enterprises. He was born in Tillsonburg, Ontario and after World War II service in the Canadian Merchant Marine, graduated from Michigan State University with a Bachelor of Science degree in Geology. Mr. Hotchkiss has spent his entire working career in Calgary.

He is a member of several Canadian and American professional societies relating to petroleum and mineral exploration and has served on a number of corporate boards. He is a member of the Canadian Petroleum Hall of Fame and the Calgary Business Hall of Fame. He also received the Haskayne School of Business Distinguished Leader Award and the City of Calgary Grant MacEwan Lifetime Achievement Award. He is past Chairman of both the Foothills Hospital Board and the Board of Trustees of the Alberta Heritage Foundation for Medical Research.

Mr. Hotchkiss is a Director of the Hockey Hall of Fame, NHL Governor for the Calgary Flames and served six two-year terms as Chairman of the NHL Board of Governors. He was inducted as an Honored Member of the Hockey Hall of Fame in 2006.

Mr. Hotchkiss is an Officer of the Order of Canada and a member of the Alberta Order of Excellence. He holds an Honorary Doctor of Laws degree from the University of Calgary and an Honorary Doctor of Science Degree from Michigan State University.

---



**Alvin G.  
LIBIN**

Alvin G. Libin is a native Calgarian with business interests in real estate, oil and gas and financial services. Mr. Libin is the President and Chief Executive Officer of Balmon Investments Ltd., a private management services and investment company. He has a strong commitment to the City of Calgary and to the Province of Alberta and has provided leadership in various volunteer positions.

In 2003, Mr. Libin and his wife Mona, through The Alvin and Mona Libin Foundation, established The Libin Cardiovascular Institute of Alberta in partnership with the University of Calgary and the Calgary Health Region. Its mission is to provide world-class cardiovascular health care, education and research for southern Alberta. He is Past Chairman of the Alberta Ingenuity Fund, a Foundation created by the Government of Alberta to stimulate and support science and engineering research for the benefit of Albertans. He also serves as a director of several corporate and community boards. Mr. Libin is an Officer of the Order of Canada and holds an Honorary Doctor of Laws degree from the University of Calgary. He was inducted into the Alberta Order of Excellence in 2004

# CALGARY FLAMES OWNERS



Allan P.  
**MARKIN**

Allan P. Markin, a native of Calgary, is the Chairman of Canadian Natural Resources Limited, a natural gas crude oil exploration, development and production company. The Canadian Natural mission statement is “to develop people to work together to create value for the company’s shareholders, by doing it right, with fun and integrity”. Allan has strongly supported Canadian Natural’s corporate commitment to a wellness system for employees. This progressive system demonstrates Canadian Natural’s commitment to wellness and health and is in keeping with “doing it right”.

He is a 1968 graduate of the University of Alberta with a Bachelor of Science Degree in Chemical Engineering. Allan has worked with Amoco Canada, Merland Explorations, and as President of Poco Petroleum. In 1993 he received a Pinnacle Award of Business Excellence in Alberta and Oilweek Producer of the Year Award and he has been distinguished for several years by the Wall Street Journal Gold Awards for outstanding Achievement – Canadian Oil Producers. In June of 1998 Mr. Markin was the recipient of an honorary degree of

Doctorate of Laws, from the University of Calgary. In June of 2002, he was bestowed the honorary degree of Doctor of Laws from the University of Alberta.

The Mayor of the City of Calgary bestowed him with the Citizen of the Year award for 2004. In June of 2006, Mr. Markin was presented the honorary degree of Doctor of Laws from the University of Lethbridge. St. Mary’s University College bestowed him with the Honorary Fellowship of St. Mary’s in 2004. Allan is the Founder of St. Mary’s University College. His philanthropy and personal involvement in the broader community are extensive, extending not only in North America, but also internationally in the U.K. and West Africa. Although diversified, his main philanthropic objective is to enhance education and health, through balance.

---



Jeffrey J.  
**McCAIG**

Jeffrey James McCaig is Chairman and Chief Executive Officer of the Trimac Transportation group of companies. Mr. McCaig has been with Trimac since August 1983. He became President in May 1990 and Chief Executive Officer in July 1994. Prior to joining Trimac in 1983, Mr. McCaig practiced law in Calgary, from 1976 to 1983.

In addition to being chairman of the board of Trimac and its related companies, he also is a director of Potash Corporation of Saskatchewan and Standard Life Assurance Company of Canada.

He has a Master of Science in Management degree from the Sloan Program, Stanford University, Stanford, California (1984), and a law degree from Osgoode Hall Law School in Toronto (1976). He graduated Cum Laude in Economics from Harvard College in Cambridge, Massachusetts (1974).

Mr. McCaig was born in Moose Jaw, Saskatchewan on July 5, 1951. He is married and has three children.

---



Clayton H.  
**RIDDELL**

Clayton H. Riddell was introduced as a new member of the Calgary Flames ownership group on August 29, 2003. His participation, combined with the ongoing commitment of the existing owners of the team and the community, provides strength, continuity and stability to the organization.

Mr. Riddell graduated from the University of Manitoba with a Bachelor of Science, Honors degree in Geology. In May 2004, he received an Honorary Doctor of Science degree from the University of Manitoba. Mr. Riddell has been the Chairman of the Board and Chief Executive Officer of Paramount Resources Ltd., a publicly traded oil and gas company since 1978. He is Chief Executive Officer of MGM Energy Corp. and is Chairman of the Board of Paramount Energy Trust, Trilog Energy Trust and Newalta Income Trust.

Mr. Riddell is past president of the Canadian Society of Petroleum Geologists and past Chair of the Canadian Association of Petroleum Producers. Mr. Riddell is associated with several other profit and non-profit organizations. He has been a resident of Calgary for many years.

# CALGARY FLAMES OWNERS



**Byron J.  
SEAMAN**

Byron J. Seaman was born in Rouleau, SK. He received his Bachelor of Science degree in Mechanical Engineering from the University of Saskatchewan in 1945 and spent one year as an instructor in Mechanical Engineering at that University. In October 1992 he received an Honorary Doctor of Science degree from the University of Saskatchewan. Mr. Seaman has over 50 years of experience in various positions in the oil, gas and resource industries on a world-wide basis. He served as Chairman of the Board and Chief Executive Officer of Bow Valley Resource Services Ltd. of Calgary (subsequently Bover Inc.) from 1976 to 1987, then as Chairman until 1990. He has served as a Director on numerous boards and is a Director Emeritus of Provident Energy Trust.

Mr. Seaman has served as a liaison for the Canadian Federal and Provincial Governments in providing management assistance to developing countries and was a member of the Premier's Advisory Council on Science and Technology in Alberta from 1990-92. Involved with numerous political, charitable and community organizations, Mr. Seaman received a special award in 1987 from the Association of

Professional Engineers, Geologists and Geophysicists of Alberta in recognition of his outstanding contribution to society. In 1991 he was inducted into the Saskatchewan Oil & Gas Industry Hall of Fame and was a recipient of the Governor General's Medal in 1993. On June 1, 2007, he was inducted into the Alberta Sports Hall of Fame together with his brother D.K. Seaman and Harley Hotchkiss, as builders who brought the NHL Atlanta Flames to Calgary.

---



**Darryl K.  
SEAMAN**

Darryl K. (Doc) Seaman is Chairman and President of Dox Investments Inc. Mr. Seaman was born in Rouleau, SK., and graduated from the University of Saskatchewan with a degree, Bachelor of Science, Mechanical Engineering. In 1982, he was presented with an Honorary Doctor of Laws degree from U of S and was a Governor General's appointment to the Royal Commission on Economic Union and Development Prospects for Canada from 1982-1985. In 1985 he was awarded the Association of Professional Engineers Frank Spragins Award and the McGill University Management Achievement Award. In 1987 he was made a Life Member, Association of Professional Engineers of Alberta. He was inducted into the Saskatchewan Oil & Gas Industry Hall of Fame in 1989.

In 1993 he received the Rotary International's Paul Harris Fellowship Award, received an Honorary Doctor of Laws degree from the University of Calgary and was appointed an Officer of the Order of Canada. In 1994 he sponsored the D.K. Seaman Chair in Technical and Professional Communication at the U of S. In 1997 he was inducted into the Canadian Oilmen's Hall of Fame. In 2001 he was made an Honorary

Regent of the Athol Murray College of Notre Dame and received the Humanitarian Award. In 2004 he was inducted into the Calgary Business Hall of Fame.

He was an RCAF World War II pilot for 5 years with extensive tours in England, North Africa, Sicily and Italy. Mr. Seaman is a director of a number of public companies and is an active supporter of a number of local charities and community projects. Besides the Flames, Mr. Seaman's hockey experience includes; Notre Dame Hounds, Wilcox, Moose Jaw Canucks, and he was an original Governor, Hockey Canada Foundation. On June 1, 2007, he was inducted into the Alberta Sports Hall of Fame together with his brother B.J. Seaman and Harley Hotchkiss.

On October 9th, 2008 Doc Seaman is being awarded the Alberta Order of Excellence.

# PRESIDENT AND CHIEF EXECUTIVE OFFICER



**Ken  
KING**

Ken King has a big heart, a strong handshake, and a soft spot for Calgary, the Calgary Flames and Calgary Flames fans.

President and Chief Executive Officer of the Flames since summer 2001, King puts his family first.

But, close behind are Flames fans who also cherish the traditions and excitement of the National Hockey League. Look for him greeting fans between periods. He is genuinely interested in what they have to say about the game and their team.

King is also enthusiastic about the business of hockey and devoted to serving the Calgary community.

Like you, King has enjoyed the incredible Calgary Flames journey in recent years. He appreciates a resurgence of support both inside the Pengrowth Saddledome and across southern Alberta. And he too longs for another spectacular 2003/2004-type season, the road to the Stanley

Cup finals and this time - a championship.

Born and raised in Hanley, Saskatchewan, King launched a 30-year career in the newspaper business that included senior executive positions in Canada's leading newspapers including President and Publisher of the Calgary Sun and Calgary Herald.

During his newspaper career in Calgary, King was acknowledged for his innovative marketing, establishment of healthy corporate relationships, spirited community leadership and appreciable growth for the newspapers.

King is a strong believer in contributing to the community and he spends an enormous amount of time with community efforts. His current involvement spans numerous organizations, including co-chair of REACH (a \$300 million medical fund-raising initiative), the Calgary Committee to End Homelessness, the Calgary Sport Tourism Authority, the Calgary Exhibition & Stampede, Borden Ladner Gervais CIAU Athlete of the Year Awards Committee and the Rotary Club of Calgary.

Previous support and commitment involved the Calgary Prostate Cancer Centre, Calgary Philharmonic Society, No Ka Oi Ranch Foundation and past-chairman of the Calgary Chamber of Commerce.

In 2005, King received an Alberta Centennial Medal for outstanding contributions to the province of Alberta. Other awards include the Queen's Golden Jubilee Medal for community service and the commemorative medal for the 125th Anniversary of the Confederation of Canada. In 1991, he was honoured as B'Nai Brith Man of the Year.

King is an avid but mediocre golfer and like many other Albertans, shares a passion for horses which he most often, but not always, stays mounted on. He and his wife, Marilyn, have two daughters, Amanda and Jocelin. King also has twin grandsons - first round NHL draft picks in 2022.

He also serves as an Alternate Governor of the NHL and President & Chief Executive Officer of the Western Hockey League's Calgary Hitmen.



# GENERAL MANAGER



**Darryl  
SUTTER**

The 2008-09 NHL season will mark Darryl Sutter's fifth season as the club's General Manager after spending his first two years with the club as both Head Coach and GM. Under Sutter's guidance, the Flames qualified for the playoffs for a fourth consecutive year during the 2007-08 season. The 2006-2007 NHL season was Darryl Sutter's first in the General Manager's office full-time and the Flames third consecutive playoff appearance with him at the helm. During the 2005-2006 season, Sutter led the Flames to 103 points and the Northwest Division pennant, while carrying the dual responsibility of GM/Coach. The 2003-2004 campaign saw the Flames capture the Western Conference championship before falling to the Tampa Bay Lightning in game 7 of the Stanley Cup Finals. For Sutter, it was his second trip to the Finals during his coaching career. In his 27 years in the game of hockey as a player and a coach from junior to the NHL, including coaching stops in both the International Hockey League and the NHL, Sutter has reached the post season in all but one season.

Sutter joined the Calgary Flames as Head Coach on December 28, 2002. On April 11, 2003, he also added the position of General Manager to his title. Darryl has quickly made his mark on the Calgary Flames. He has drafted top prospects, re-signed many of the Flames free agents and made key transactions that were of extreme importance in establishing an identity for the club while leading the Flames to the Stanley Cup playoffs.

Before joining the Flames, Sutter was the San Jose Sharks franchise leader in regular season games coached (434) and wins (192). Following the 2001-02 season Sutter became only the second coach in NHL history (New York Islanders – Al Arbour) to improve his team's point total for five consecutive seasons. The Viking, Alberta native led the Sharks to their first Pacific Division Title while setting new franchise records in wins (44) and points (99) during the 2001-02 campaign.

Prior to the Sharks, Sutter coached Chicago for three years (1992-95) and spent two seasons (1995-97) with the Blackhawks as a consultant for special assignments. As the Blackhawks Head Coach, Sutter led his team to the playoffs in all three seasons, including a trip to the Conference Finals in 1995 and a Norris Division title in 1992-93.

Sutter spent the 1987-88 campaign as a Blackhawks Assistant Coach to Bob Murdoch and served as an Associate Coach for Mike Keenan during the 1990-91 and 1991-92 seasons. During his final season as Associate Coach, the Blackhawks advanced to the Stanley Cup Finals before falling to the Pittsburgh Penguins.

Darryl spent two seasons coaching the Blackhawks top development affiliate in the IHL, which played in Saginaw (1988-89) and in Indianapolis (1989-90). Under Sutter's leadership, the Indianapolis Ice stormed through the regular season with 114 points and won the IHL's Turner Cup Championship with a 12-2 run in the playoffs while Sutter earned the League's Commissioner's Trophy as Coach of the Year.

During his eight-year playing career with the Blackhawks from 1979-87, Sutter scored 279 points (161 goals, 118 assists) with 288 penalty minutes in 406 NHL career games. He also posted 43 points (24 goals, 19 assists) in 51 playoff games. He was drafted by Chicago in the ninth round, 179th overall, in the 1978 NHL Entry Draft.

| Sutter's Coaching Record |              |            | Regular Season |            |            |            |           | Playoffs   |           |           |
|--------------------------|--------------|------------|----------------|------------|------------|------------|-----------|------------|-----------|-----------|
| Season                   | Team         | Lea.       | Games          | W          | L          | T          | OTL       | Games      | W         | L         |
| 1988-89                  | Saginaw      | IHL        | 82             | 46         | 26         | 10         | -         | 6          | 2         | 4         |
| 1989-90                  | Indianapolis | IHL        | 82             | 53         | 21         | 8          | -         | 14         | 12        | 2         |
| 1992-93                  | Chicago      | NHL        | 84             | 47         | 25         | 12         | -         | 4          | 0         | 4         |
| 1993-94                  | Chicago      | NHL        | 84             | 39         | 36         | 9          | -         | 6          | 2         | 4         |
| 1994-95                  | Chicago      | NHL        | 48             | 24         | 19         | 5          | -         | 16         | 9         | 7         |
| 1997-98                  | San Jose     | NHL        | 82             | 34         | 38         | 10         | -         | 6          | 2         | 4         |
| 1998-99                  | San Jose     | NHL        | 82             | 31         | 33         | 18         | -         | 6          | 2         | 4         |
| 1999-00                  | San Jose     | NHL        | 82             | 35         | 30         | 10         | 7         | 12         | 5         | 7         |
| 2000-01                  | San Jose     | NHL        | 82             | 40         | 27         | 12         | 3         | 6          | 2         | 4         |
| 2001-02                  | San Jose     | NHL        | 82             | 44         | 27         | 8          | 3         | 12         | 7         | 5         |
| 2002-03                  | San Jose     | NHL        | 24             | 8          | 12         | 2          | 2         | -          | -         | -         |
|                          | Calgary      | NHL        | 46             | 19         | 18         | 8          | 1         | -          | -         | -         |
| 2003-04                  | Calgary      | NHL        | 82             | 42         | 30         | 7          | 3         | 26         | 15        | 11        |
| 2005-06                  | Calgary      | NHL        | 82             | 46         | 25         | -          | 11        | 7          | 3         | 4         |
| <b>TOTALS</b>            |              | <b>NHL</b> | <b>860</b>     | <b>409</b> | <b>320</b> | <b>101</b> | <b>30</b> | <b>101</b> | <b>47</b> | <b>54</b> |

Captured International Hockey League's (IHL) Turner Cup, 1990 – Named IHL Coach of the Year, 1990

# GENERAL MANAGER

He served as team captain with the Blackhawks for five seasons, beginning in the 1982-83 season through 1986-87 when he was forced to retire prematurely due to a series of injuries. He still holds or shares two Chicago playoff scoring records: most goals in one playoff year with 12 (1984-85) and most overtime goals in one playoff series with two (1984-85 vs. Minnesota).

Before making his impact in the NHL, Sutter began his professional career in Japan in 1978, scoring 41 points (28 goals, 13 assists) in 20 games with Iwakura, finishing as one of the Japan League's top rookies and among the league's leading scorers. After his season in Japan ended, Sutter played 19 games with New Brunswick in the American Hockey League where he scored 13 points (7 goals, 6 assists) and posted three points (1 goal, 2 assists) in five post season games.

In 1979-80, Sutter captured AHL Rookie of the Year honours (the Dudley "Red" Garrett Memorial Trophy) after tallying 66 points (35 goals, 31 assists) in 69 games.

Darryl is a member of the famous Sutter hockey family, who had six brothers that played in the NHL. Darryl along with brothers Brian, Duane, Brent, Ron and Rich collectively played in over 5,000 NHL games, won six Stanley Cups and scored 2,922 points (1,316 goals, 1,606 assists) and were inducted into the Alberta Sports Hall of Fame in May 2000 under the Lifetime Achievement category. Darryl and his wife Wanda have three children Brett, Christopher and Jessie.

| Sutter's Playing Record |               |            | Regular Season |            |            |            |            | Playoffs  |           |           |           |           |
|-------------------------|---------------|------------|----------------|------------|------------|------------|------------|-----------|-----------|-----------|-----------|-----------|
| Season                  | Team          | Lea.       | GP             | G          | A          | PTS        | PIM        | GP        | G         | A         | PTS       | PIM       |
| 1974-75                 | Red Deer      | AJHL       | 60             | 16         | 20         | 36         | 43         | -         | -         | -         | -         | -         |
| 1975-76                 | Red Deer      | AJHL       | 60             | 43         | 93         | 136        | 82         | -         | -         | -         | -         | -         |
| 1976-77                 | Red Deer      | AJHL       | 56             | 55         | *78        | *133       | 131        | -         | -         | -         | -         | -         |
|                         | Lethbridge    | WCJHL      | 1              | 1          | 0          | 1          | 0          | 15        | 3         | 7         | 10        | 13        |
| 1977-78                 | Lethbridge    | WCJHL      | 68             | 22         | 48         | 81         | 119        | 8         | 4         | 9         | 13        | 2         |
| 1978-79                 | Lethbridge    | WCJHL      | 68             | 33         | 48         | 81         | 119        | 8         | 4         | 9         | 13        | 2         |
|                         | New Brunswick | AHL        | 19             | 7          | 6          | 13         | 6          | 5         | 1         | 2         | 3         | 0         |
|                         | Iwakura       | Japan      | 20             | 28         | 13         | 41         | -          | -         | -         | -         | -         | -         |
| 1979-80                 | Chicago       | NHL        | 8              | 2          | 0          | 2          | 2          | 7         | 3         | 1         | 4         | 2         |
|                         | New Brunswick | AHL        | 69             | 35         | 31         | 66         | 69         | 12        | 6         | 6         | 12        | 8         |
| 1980-81                 | Chicago       | NHL        | 76             | 40         | 22         | 62         | 86         | 3         | 3         | 1         | 4         | 2         |
| 1981-82                 | Chicago       | NHL        | 40             | 23         | 12         | 35         | 31         | 3         | 0         | 1         | 1         | 2         |
| 1982-83                 | Chicago       | NHL        | 80             | 31         | 30         | 61         | 53         | 13        | 4         | 6         | 10        | 8         |
| 1983-84                 | Chicago       | NHL        | 59             | 20         | 20         | 40         | 44         | 5         | 1         | 1         | 2         | 0         |
| 1984-85                 | Chicago       | NHL        | 49             | 20         | 18         | 38         | 12         | 15        | 12        | 7         | 19        | 12        |
| 1985-86                 | Chicago       | NHL        | 50             | 17         | 10         | 27         | 44         | 3         | 1         | 2         | 3         | 0         |
| 1986-87                 | Chicago       | NHL        | 44             | 8          | 6          | 14         | 16         | 2         | 0         | 0         | 0         | 0         |
| <b>TOTALS</b>           |               | <b>NHL</b> | <b>406</b>     | <b>161</b> | <b>118</b> | <b>279</b> | <b>288</b> | <b>51</b> | <b>24</b> | <b>19</b> | <b>43</b> | <b>26</b> |

Named AHL Second All-Star Team, 1980 – Selected AHL Rookie of the Year, 1980



**WE**  
**ARE**



# HOCKEY CLUB PERSONNEL

## VICE PRESIDENT HOCKEY ADMINISTRATION & CHIEF FINANCIAL OFFICER



**Michael  
HOLDITCH**


The 2008-09 season marks Michael's sixth season in the role of Vice President of Hockey Administration and Chief Financial Officer. In this role Michael works closely with General Manager Darryl Sutter and Director of Hockey Administration Mike Burke on the direction of all hockey operations including CBA interpretation, team development, administration and tracking of the player budget, player negotiations, arbitration, scheduling and contract review and documentation.

Michael joined the Flames organization in 1994. Prior to moving to the hockey operations group, the 42 year-old Holditch was the Vice President of Finance and Chief Financial Officer for the organization and the Governor of the Western Hockey League's Calgary Hitmen for five years through the 2002-2003 season. Michael also serves as the Treasurer of the Flames Foundation, the charity that is responsible for many of the organization's charitable initiatives.

Michael is a native Calgarian who attended the University of Calgary, graduating with a Bachelor of Commerce degree in 1988. Upon completion of his degree he also qualified for and practiced as a Chartered Accountant in Calgary. Michael and his wife Cara have two daughters Brynn (3) and celebrated the birth of Cade

---

## DIRECTOR, PLAYER PERSONNEL



**Duane  
SUTTER**

Duane joins the Flames following 11 seasons with the Florida Panthers. The previous five years he held the position of Director of Player Development but has also worked in other capacities with the Panthers including Head Coach, Assistant Coach and Pro Scout.

Duane played on four consecutive Stanley Cup winners with the New York Islanders during his 11-year playing career, spending eight seasons with the Islanders and three with the Chicago Blackhawks, before retiring after the 1989-90 campaign. Sutter appeared in 731 NHL games, recording 139 goals, 342 points and 1,333 penalty minutes. After completing his playing career, he spent two seasons as a scout for the Blackhawks, before taking over as Head Coach of the team's IHL affiliate in Indianapolis for three years.

One of six brothers to have played in the NHL (Brent, Brian, Darryl, Rich and Ron) and one of four (Brent, Brian, Darryl) to become an NHL head coach, Sutter was a first-round draft pick of the New York Islanders in 1979 (17th overall). A native of Viking, AB, Sutter and his wife, Cindy, have three children, daughters Darby and Kassie and son Brody.

---

## DIRECTOR, HOCKEY ADMINISTRATION



**Mike  
BURKE**

The 2008-09 NHL season represents Mike Burke's 26th year with the Calgary Flames. Since the start of the 1994-95 campaign, when Burke moved to the hockey department and was promoted to his current position, he has been responsible for the administration of the hockey club. He works closely with General Manager Darryl Sutter and Vice President of Hockey Administration/CFO Michael Holditch in managing many facets of the Flames hockey operations.

Burke's vast experience in hockey-related issues has made him a valuable part of the hockey staff. His main responsibilities include contract research, analysis and negotiation, player assignments, preparation of salary arbitrations, liaison between the NHL and the Flames regarding all aspects of hockey administration, monitoring collective bargaining issues and helping coordinate the day-to-day operations of the Club.

Prior to his current appointment, the 49-year-old Burke was responsible for the Club's media relations and communications. Many of the initiatives developed by the organization through the years have become implemented within the National Hockey League.

A graduate of the Public Relations program at Mount Royal College, Burke began his sports administration career with the Saskatoon Blades (WHL) in 1980 before serving two seasons as General Manager of a minor-pro team in the Montreal Expos' organization. He has often worked with the NHL in both NHL All-Star Games and NHL Stanley Cup Final events. In 1996, Burke was added as a member of Team Canada's hockey operation staff for the World Cup of Hockey tournament.

A native of Plato, Saskatchewan, Burke and his wife Sandra have two children Keaton (14) and Reid (10).



# HOCKEY CLUB PERSONNEL

## HEAD COACH



**Mike  
KEENAN**

Mike Keenan was named the 13th Head Coach in Calgary Flames history on June 14, 2007. He joins the Flames with one of the most impressive coaching resumes in the history of the National Hockey League. He is 5th all time in NHL wins (626 wins) behind only Scotty Bowman, Al Arbour, Dick Irvin, and Pat Quinn. During his 19 years behind the bench in the NHL, Keenan has led his teams to the Finals on four occasions capturing the Stanley Cup with the New York Rangers in 1994. He was named winner of the Jack Adams Trophy as NHL Coach of the Year in 1985 after leading the Philadelphia Flyers to the Cup Final during his rookie season. He has a 94-73 (.563) Stanley Cup Playoffs record, with his 94 playoff victories tying him for 4th on the all-time list with Pat Quinn.

The native of Bowmanville, ON began his coaching career with the Peterborough Petes of the OHL in 1980 and guided the Petes to the Memorial Cup Final. The following year he moved to the professional ranks with the Rochester Americans, which he led to an American Hockey League Calder Cup Championship in 1983. For the 1983-84 season, he returned to his alma mater, the University of Toronto, and coached the Varsity Blues to the CIAU title. Following back-to-back championship campaigns, he was offered his first NHL coaching position with the Philadelphia Flyers. Success followed Keenan with two trips to the Stanley Cup Finals during his four years in Philadelphia. Keenan signed with the Chicago Blackhawks in 1988 and within four seasons guided the Hawks to

their first Finals appearance in 19 years. In 1993, he assumed the position as New York Rangers Head Coach, and led the franchise to its first Stanley Cup title since 1940. Keenan has also coached the St. Louis Blues (1994-96), Vancouver Canucks (1997-98), and Boston Bruins (2000-01). He was named Head Coach of the Florida Panthers on December 3, 2001 before becoming the Panthers General Manager on May 26, 2004.

His resume includes three President's Trophies, six division titles, three All-Star Games, three 50 plus win seasons and five 100 plus point seasons. As Canada's National Team Head Coach in 1987 and 1991, Keenan led Team Canada to two Canada Cup titles. His international coaching career also includes the 1980 World Junior Championships and the 1993 World Championships.

The 2007-08 season marked three major milestones for Mike Keenan as he coached his 1300th regular season game (Mar.29, 2008), registered his 600th career win (Dec.16, 2007), and has now coached in more playoff game seven's than any coach in history with a record of 5-5.

Mike and his wife, Nola, have three children: Gayla, Grant and Reed.

### CAREER COACHING RECORD

| Season  | Team                | Lge  | GP | W  | L  | T  | OTL | Pct   | Result                     |
|---------|---------------------|------|----|----|----|----|-----|-------|----------------------------|
| 1979-80 | Peterborough Petes  | OHA  | 68 | 47 | 20 | 1  | 0   | 0.699 | Lost in Memorial Cup Final |
| 1980-81 | Rochester Americans | AHL  | 80 | 30 | 42 | 8  | 0   | 0.425 | Out of Playoffs            |
| 1981-82 | Rochester Americans | AHL  | 80 | 40 | 31 | 9  | 0   | 0.556 | Lost in round 2            |
| 1982-83 | Rochester Americans | AHL  | 80 | 46 | 25 | 9  | 0   | 0.631 | Won Championship           |
| 1983-84 | U. of Toronto       | CIAU | 24 | 20 | 1  | 3  | 0   | 0.896 | Won Championship           |
| 1984-85 | Philadelphia Flyers | NHL  | 80 | 53 | 20 | 7  | 0   | 0.706 | Lost in Finals             |
| 1985-86 | Philadelphia Flyers | NHL  | 80 | 53 | 23 | 4  | 0   | 0.688 | Lost in round 1            |
| 1986-87 | Philadelphia Flyers | NHL  | 80 | 46 | 26 | 8  | 0   | 0.625 | Lost in Finals             |
| 1987-88 | Philadelphia Flyers | NHL  | 80 | 38 | 33 | 9  | 0   | 0.531 | Lost in round 1            |
| 1988-89 | Chicago Blackhawks  | NHL  | 80 | 27 | 41 | 12 | 0   | 0.412 | Lost in round 3            |
| 1989-90 | Chicago Blackhawks  | NHL  | 80 | 41 | 33 | 6  | 0   | 0.550 | Lost in round 3            |
| 1990-91 | Chicago Blackhawks  | NHL  | 80 | 49 | 23 | 8  | 0   | 0.662 | Lost in round 1            |
| 1991-92 | Chicago Blackhawks  | NHL  | 80 | 36 | 29 | 15 | 0   | 0.544 | Lost in Finals             |
| 1993-94 | New York Rangers    | NHL  | 84 | 52 | 24 | 8  | 0   | 0.667 | Won Championship           |
| 1994-95 | St. Louis Blues     | NHL  | 48 | 28 | 15 | 5  | 0   | 0.635 | Lost in round 1            |
| 1995-96 | St. Louis Blues     | NHL  | 82 | 32 | 34 | 16 | 0   | 0.488 | Lost in round 2            |
| 1996-97 | St. Louis Blues     | NHL  | 33 | 15 | 17 | 1  | 0   | 0.470 |                            |
| 1997-98 | Vancouver Canucks   | NHL  | 63 | 21 | 30 | 12 | 0   | 0.429 | Out of Playoffs            |
| 1998-99 | Vancouver Canucks   | NHL  | 45 | 15 | 24 | 6  | 0   | 0.400 |                            |
| 2000-01 | Boston Bruins       | NHL  | 74 | 33 | 26 | 7  | 8   | 0.547 | Out of Playoffs            |
| 2001-02 | Florida Panthers    | NHL  | 56 | 16 | 29 | 8  | 3   | 0.384 | Out of Playoffs            |
| 2002-03 | Florida Panthers    | NHL  | 82 | 24 | 36 | 13 | 9   | 0.427 | Out of Playoffs            |
| 2003-04 | Florida Panthers    | NHL  | 15 | 5  | 8  | 2  | 0   | 0.400 |                            |
| 2007-08 | Calgary Flames      | NHL  | 82 | 42 | 30 | -  | 10  | 0.573 | Lost in Round 1            |

| TOTALS                     | GP   | W          | L   | T   |
|----------------------------|------|------------|-----|-----|
| Regular Season Record      | 1304 | 626 (5th)  | 521 | 157 |
| Stanley Cup Playoff Record | 167  | 94 (T-4th) | 73  |     |

### HIGHLIGHTS Championships:

- 1994 Stanley Cup (New York Rangers)
- 1991 Canada Cup (Canada)
- 1987 Canada Cup (Canada)
- 1984 CIAU Nat. Championship (U of Toronto)
- 1980 Memorial Cup Finals (Peterborough Petes)
- 1983 Calder Cup (Rochester Americans)
- 1985 Jack Adams Award as the NHL's Coach of the Year (Philadelphia Flyers)

### Championship Finals:

- 1992 Stanley Cup Finals (Chicago Blackhawks)
- 1987 Stanley Cup Finals (Philadelphia Flyers)
- 1985 Stanley Cup Finals (Philadelphia Flyers)

## ASSOCIATE COACH



**Jim  
PLAYFAIR**

Jim Playfair is entering his second season as an Associate Coach with the Flames. As the Flames Head Coach in 2006-07, Playfair guided the Flames to a 43-29-5-5 record and the team's third consecutive playoff appearance. Playfair was originally named Assistant Coach with the Flames on January 3, 2003. During his time as an assistant, the Flames posted a 105-73-25-4 record and an 18-15 post season record.

Playfair was named Head Coach of the Saint John Flames on August 10, 2000 and spent three seasons with Calgary's primary development club of the American Hockey League. During the 2000-01 season, his first behind the bench in Saint John, Playfair led the Flames to their first AHL Calder Cup championship and was named Minor Professional Coach of the Year by The Hockey News. Over the course of his tenure, Saint John posted an 83-77-22-10 record.

Prior to joining the Flames organization, Playfair was the Head Coach of the Michigan K-Wings of the International Hockey League. He served as an Assistant Coach with the K-Wings for three seasons before being named Head Coach on January 25, 2000. His other head coaching experience includes three seasons as bench boss of the Dayton Bombers of the East Coast Hockey League.

The 43-year old native of Fort St. James, BC played nine seasons of professional hockey including 21 games in the NHL with Edmonton and Chicago. Playfair was Edmonton's first choice, 20th overall, in the 1982 NHL Entry Draft. He captained the Indianapolis Ice (IHL) to the 1990 Turner Cup championship but was forced to retire from playing due to a retina injury suffered during the 1991-92 campaign. As a junior, Playfair performed with the Portland Winterhawks for two seasons capturing a Memorial Cup in 1983 before concluding his junior career as a member of the Calgary Wranglers in 1984. Jim and his wife Roxanne have three boys: Dylan (16), Jackson (14) and Austyn (11).

---

## ASSISTANT COACH



**Rich  
PRESTON**

This will be Preston's fifth consecutive season as the Flames Assistant Coach after rejoining the organization on June 26, 2003. The Regina, SK native was previously with the Flames, along with Head Coach Brian Sutter, from 1997-2000 and helped the Flames increase its point totals in each of those seasons. With the San Jose Sharks (2000-02) as an Assistant Coach under Head Coach Darryl Sutter, Preston also saw his team improve its point totals each year.

Prior to coaching with Calgary and San Jose, Preston spent two seasons (1995-96 and 1996-97) as Head Coach of his hometown, Regina Pats of the WHL. During this period the Pats compiled a 79-60-5 record. With 42 wins registered in the 1996-97 season, the Pats managed their first 40 win season in 11 years and also established a new team record 27 home game undefeated streak.

Preston began his coaching career with the Chicago Blackhawks during the 1991-92 campaign and spent four seasons with the team. He worked as an Assistant Coach to Mike Keenan during the 1991-92 season, and to Darryl Sutter from 1992-95.

Preston played in eight NHL seasons from 1979-87 with the Chicago Blackhawks and the New Jersey Devils and in five seasons in the World Hockey Association with the Houston Aeros and Winnipeg Jets. In 13 professional seasons he recorded 576 points including 260 goals in 963 career games, winning the WHA Championship with Houston in 1975 and with Winnipeg in 1979. He was named Playoff MVP in 1979 with the Jets.

Preston and his wife Laura have three boys, Troy, Lucas and Thomas and reside in Calgary.

## ASSISTANT COACH



Rob  
**COOKSON**


Rob Cookson is in his ninth season with the Flames coaching staff after three seasons as Video Coach with the Philadelphia Flyers. Cookson, a native of Lacombe, Alberta has an impressive resume of coaching and technical experience in the hockey world. Before joining the Flyers, he served as an Assistant Coach for the Canadian Men's Olympic Team in the 1998 Winter Olympics in Nagano, Japan. More recently, he worked alongside Brent Sutter as an Assistant Coach for Team Canada's gold medal winning team at the 2005 World Junior Championships. In April 2003, Rob joined the Canadian National Men's Team as an Assistant Coach at the World Championships and played an important role as Canada captured the gold medal in the tournament. It was Rob's third stint as Assistant Coach for Canada at the World Championships.

Rob began his career with the Canadian Hockey program in 1991 as Manager of Video Production, assisting the Canadian National Team's coaching staff (men's, women's and junior) with video preparation, analysis and video pre-scouting. As an Assistant Coach with Team Canada, Cookson has won five gold medals (1995, 1996, 1997, 2005 World Juniors and 1997, 2003 World Championships). He also served as a video technician for the Canadian Men's Olympic Team in the 1994 Winter Olympics in Lillehammer, Norway.

Rob and his wife Shirley make Calgary their year round home.

---

## GOALTENDING COACH



David  
**MARCOUX**

Goaltending coach David Marcoux enters his sixth season with the Flames organization. In this position, Marcoux works with all goaltenders in the Flames system. Since joining the Flames, Marcoux's goaltenders have set high standards as the team finished third in the NHL in goals against (2.15) in 03-04 and first in 05-06 (2.35). Marcoux successfully introduced the concept of Mental Training (mental toughness, relaxation, concentration, confidence and objectives) to the Flames goaltenders along with the Quebec style of goaltending.

In 2003-04, under Marcoux's guidance, Miikka Kiprusoff, a Vezina trophy nominee, set a new modern era record for goals against average (1.69). He also finished 1st in the NHL in save percentage (.933) and backstopped the Flames all the way to the Stanley Cup Finals.

In 2005-06, Kiprusoff earned the Jennings Trophy for the team with lowest goals against average in the League (2.07) and the Vezina Trophy as best goaltender in the NHL. He also backstopped his team to a top spot in the division (103 pts).

Marcoux also works closely with the Flames scouting staff in the areas of goaltender coaching and advising, pro scouting and in goaltender personnel decisions.

Prior to joining the Flames, Marcoux held a position as Goaltender Coach with the Hull Olympiques of the QJHL from 1997 to 2001. During this period, the team made the league finals in two consecutive years. He also spent the previous 12 years teaching & coaching goaltenders in a sports academy in St-Jerome, Quebec.

During the off-season, Marcoux's conducts his goaltending camp ([www.dmsg.ca](http://www.dmsg.ca)) in Sherbrooke(QC), Ottawa(ON) and Calgary(AB) and is a writer for "Goalie's World" Magazine. A graduate of the University of Sherbrooke with a Bachelor's Degree in Science (Physical Education) in 1990, Marcoux continued his education and in 1997 received his Masters' Degree from the University of Montreal. His final thesis was "The Development and Evaluation of Ice Hockey Goaltenders".

David and his wife, Isabelle have two children, Adam (10) & Louka (8) and reside in Calgary.

## STRENGTH & CONDITIONING COACH



Rich  
**HESKETH**

Rich Hesketh has been working with the Flames as a Strength & Conditioning Coach since the 1995-1996 season. He has a BPE from McMaster University (1987) and has represented Canada on eleven national track and field teams in the decathlon. He has competed internationally at the Commonwealth Games on two occasions, represented Canada at the Pan American Games and is a 5-time Canadian Champion in Combined Events.

As the Strength and Conditioning Coach, Rich creates individualized training programs for each player of the Calgary Flames for both the hockey season and off-season. He also designs programs and trains all Flames prospects at the developmental level. He works closely with the medical staff and athletic therapist to condition players while they are injured or rehabilitating.

Rich also coaches speed/power athletes for the University of Calgary and Calgary Spartans Track and Field clubs. In July of 2005, Rich joined Nike as a consultant trainer and helped develop their new hockey training program.

Rich and his wife Linda reside in Calgary with their three children: Asia, Jade and Adrian.

---

## ATHLETIC THERAPIST



Morris  
**BOYER**

Morris Boyer is entering his 12th season as the Athletic Therapist with the Flames after joining the organization at the start of the 1997-98 season. In July of 2001, he was appointed head Athletic Trainer for the Flames with his primary responsibilities including injury prevention, care and rehabilitation. In April of 2003, he was named Athletic Therapist for the Canadian National Men's Hockey Team who captured a gold medal at the IIHF Men's World Championships.

Morris is a graduate of the University of Alberta with a Bachelor of Physical Education. In 1991 he achieved his Certified Athletic Therapist diploma from the Canadian Athletic Therapists Association. Upon graduation, Morris worked with the Canadian Men's Volleyball team, the Canadian Professional Rodeo Sport Medicine Team, Edmonton Brick Men Soccer Club, Red Deer College and the Sports Medicine Clinic in Oshawa, Ontario. In addition, he was a member of the athletic therapy staff for the 1993 World University Games and 1995 PAN-AM Games in Argentina.

Morris's experience is not limited to his post graduation years. He has also worked as a student therapist at the Glen Sather Sports Medicine Clinic in Edmonton and was a therapist for both the U of Alberta Golden Bears Hockey Team and the Sherwood Park Crusaders Jr. 'A' Hockey Team.

Morris and his wife Huguette have two sons Dakota and Chet.



# HOCKEY CLUB PERSONNEL

## ASSISTANT ATHLETIC THERAPIST



Gerry  
**KURYLOWICH**

Gerry "Kurdy" Kurylowich begins his sixth season with the Calgary Flames in the role of Assistant Athletic Therapist. He works closely with Head Athletic Therapist Morris Boyer in the training room with player treatments and rehabilitation.

Gerry is a graduate of the University of Alberta with a Bachelor of Physical Education (1986). In 1993 he became a Certified Athletic Therapist from the Canadian Athletic Therapist Association. In 1997 he achieved Certification as a Traditional Chinese Medicine Acupuncturist and in 2003 he received his Certification in Swedish massage.

Before joining the parent club in Calgary, Gerry was Head Athletic Therapist for the Saint John Flames of the American Hockey League for two seasons. Prior to Saint John he worked from 1997-2001 as Head Athletic Therapist with the AHL's Hamilton Bulldogs. His experience also includes ten years within the Canadian Football League with the Edmonton Eskimos (86-88), Ottawa Rough Riders (88-93) and the Hamilton Tigercats (94).

Originally from 100 Mile House B.C., Gerry and his wife Rebecca make Calgary their home with their two children Jaymz (15) and Catherine (13).

---

## EQUIPMENT MANAGER



Gus  
**THORSON**

Gus Thorson is in his 10th season as the Flames Equipment Manager following a decorated career with the Canadian National Hockey Team over 10 seasons. During that period, Gus attended six IIHF Men's World Championships capturing a Gold medal in 1997, and was the Equipment Manager for Team Canada at the 1998 Winter Olympic Games in Nagano, Japan. His tenure with the national program began in 1989 and he held the post of Head Equipment Manager during the final five years of his career with Hockey Canada.

Gus has worked in the hockey business at various levels for over 20 years. Prior to joining the National Team, the 49-year old, worked as a trainer with the University of Calgary and in the Western Hockey League with the Victoria Cougars, Moose Jaw Warriors and Calgary Wranglers.

As the man in charge of all equipment and supplies for the Flames and their affiliated players in Quad Cities (AHL) and Las Vegas (ECHL), Thorson will outfit more than 60 players. During the season, his responsibilities will include skate sharpening, maintaining inventory, repairing equipment and coordinating the transfer of the team's equipment to other NHL cities.

Although a native of Sackville, New Brunswick, Gus has called Calgary home since 1970. Gus and his wife Fran have three children, sons Garrett and Craig, and daughter Amy.

---

## ATHLETIC THERAPIST/ASSISTANT EQUIPMENT MANAGER



Mark  
**DePASQUALE**

Mark "Depo" DePasquale enters his third season with the Calgary Flames training staff with the start of the 2008-09 season. He was a member of the Chicago Blackhawks organization since 1991. He provides 18 years of athletic therapy and equipment management experience to Calgary and works along side Equipment Manager Gus Thorson.

Mark's initial role with the Blackhawks was as an Assistant Equipment Manager responsible for the day-day operations of player personnel involving equipment for practices and games from 1989-1996. Mark moved to Arizona in 1996 to pursue a career as a professional golfer while working for the Jeremy Roenick Foundation that raised money for multiple children's charities in the greater Phoenix area. He moved back to Chicago and served as an Equipment Manager for the Chicago Wolves (IHL) for the 2000-01 season.

Mark, 37, is a graduate of the University of Illinois-Chicago with a Bachelor of Science in Kinesiology. Mark, and his wife Kelly have twins Maddox and Mia and reside in Calgary.

# HOCKEY CLUB PERSONNEL



**Brenda Koyich**  
Exec. Asst., GM &  
Hockey Operations




**Sean O'Brien**  
Manager, Team  
Services



**Tod Button**  
Director of Scouting



**Mike Sands**  
Director of Amateur  
Scouting



**Ron Sutter**  
Pro Scout/Player  
Development



**Jamie McLennan**  
Pro Scout/Player  
Development



**Tom Webster**  
Amateur Scout/Player  
Development



**Fred Devereaux**  
Scout




**Juha Hautamaa**  
Scout



**Steve Leach**  
Pro Scout



**Bob MacMillan**  
Scout



**Robert Pulford**  
Scout



**Greg Rejanen**  
Scout



**Blair Reid**  
Scout



**Anders Steen**  
Scout



**Ritch Thibeau**  
Scout



**Al Tuer**  
Scout



**Jules Carriere**  
Dressing Room  
Attendant



**Bryan Lentz**  
Massage Therapist



**Dr. Kelly Brett**  
Head Physician



**Dr. Jim Thorne**  
Team Physician/  
Sports Medicine



**Dr. Bill Blair**  
Team Dentist



**Ryan McGill**  
Head Coach  
Quad City  
Flames



**Scott Allen**  
Assistant Coach  
Quad City  
Flames

# CALGARY FLAMES OFFICE STAFF



**Jim Bagshaw**  
VP, Advertising,  
Sponsorship &  
Marketing



**Rolie Cyr**  
VP, Sales



**Peter Hanlon**  
VP,  
Communications



**Jim Peplinski**  
VP, Business  
Development



**Libby Raines**  
VP, Building  
Operations



**Mark Vaillant**  
VP, Food & Beverage



**Pat Halls**  
Senior Director,  
Sponsorship Sales




**Kevin Gross**  
Director, Corporate  
Sponsorship



**Art Hernandez**  
Director, Food Services



**Brent Gibbs**  
Director, Merchandise  
& Product  
Development



**Deniece Kennedy**  
Director of Finance



**Bob White**  
Director, Suites



**Mike Board**  
Manager, Website  
Content



**Mike Franco**  
Manager, Ticket Sales



**Bob Godun**  
Manager, Security &  
Parking



**George Greenwood**  
Manager, Building  
Operations



**Marc Leost**  
Manager,  
Customer Service



**Betty Mah**  
Manager, Human  
Resources



**Mark Stiles**  
Manager,  
Sponsorship & Key  
Accounts



**Scott Matheson**  
Promotions Manager



**Laurie Wheeler**  
Manager,  
Publications



**Judy O'Brien**  
Executive Assistant to  
Ken King



**Carlo Petrini**  
Director of Broadcast  
Production



**Kelly Kisio**  
General Manager,  
Calgary Hitmen

## **AL MACINNIS** - Player, 1981–1994, Inducted – 2007

On November 12, 2007, Al MacInnis became the 10th member in the history of the Calgary Flames organization to be honored with induction into the Hockey Hall of Fame.

Born Allan MacInnis on July 11, 1963 in Port Hood, Nova Scotia, Al played junior for the Kitchener Rangers beginning in 1980-81. During the summer of 1981, MacInnis was drafted in the first round, fifteenth overall, by the Flames. Although he played a handful of games for the Flames in both 1981-82 and 1982-83, MacInnis continued his junior career, which included a Memorial Cup championship in 1982.

After spending the early part of the 1983-84 season with the CHL's Colorado Flames, MacInnis became a full-time member of the Calgary Flames' blueline later that season, playing 51 games and scoring 11 goals and 34 assists for 45 points.

MacInnis spent thirteen seasons with Calgary before moving to St. Louis, but left Alberta having evolved into one of the most effective defencemen in the NHL. While with the Flames, he played in eight All-Star Games, but more importantly, was a key component of a Stanley Cup championship for Calgary in 1989, the first in franchise history. For his contributions in the playoffs that spring, including 7 goals and 24 assists in 22 games, MacInnis was awarded the Conn Smythe Trophy. In a franchise high 803 games played, MacInnis recorded 822 points as a member of the Flames. He also holds the career franchise record for Assists (609).



## **HARLEY HOTCHKISS** - Owner, 1980 - Present, Inducted – 2006

On June 28, 2006, Flames co-owner Harley Hotchkiss received the prestigious honour of election to the Hockey Hall of Fame. Harley is the youngest of six children raised on a farm near Tillsonburg, Ontario. He spent his winters on the pond playing hockey emulating his beloved Toronto Maple Leafs. His idol was Syl Apps. In addition to dreaming of playing in the NHL, the young Hotchkiss also planned a second career in the business world, just in case. The game of hockey was the beneficiary of Harley's practical side as he has used his business success to ensure the growth and development of hockey in Canada.

An original member of the Flames ownership group, Harley Hotchkiss was among this group of local businessmen who introduced the National Hockey League to the City of Calgary in the spring of 1980. The pinnacle of their storied history occurred in 1989 when the Flames captured the Stanley Cup. Of his numerous contributions to the game, his most recent efforts and role on behalf of the NHL were to find a resolution to the NHL labour dispute that forced the cancellation of the 2004-2005 season. Harley served six two-year terms as Chairman of the NHL Board of Governors.

Harley has been an avid supporter of Hockey Canada. The Flames make annual financial contributions to Hockey Canada for the continued development and growth of the game. With the investment in bringing the NHL to Calgary, the purchase of the Flames funded the creation of the Centre of Excellence that offered coaching clinics, research in hockey development and sports injuries as well as athletic scholarships to Canadian universities. The introduction of Project 75 contributed over \$8 million that is distributed by Hockey Canada to benefit the game throughout the country.

His involvement in hockey reaches from the grassroots to the top branch. As a young college athlete at Michigan State University, Harley was a member of the 1950 Spartans varsity hockey club. He continues to maintain a director's position for the Hockey Hall of Fame. His generosity for other like-minded hockey people is continuously demonstrated as he has made contributions for the construction of hockey arenas throughout Canada including Fox Valley, SK and Aylmer, ON.

## **PETER MAHER** - Play by Play, Inducted – 2006

Flames play-by-play man, Peter Maher was honoured by the Hockey Hall of Fame as the winner of the 2006 Foster Hewitt Memorial Award. Maher has been the voice of the Flames since the 81-82 season. A native of Campbellton, New Brunswick, Maher's success as a hockey play-by-play voice led to his induction into the New Brunswick Sports Hall of Fame in 1996. Maher has also called World Championship games, six NHL All-Star games, and the Stanley Cup Finals in '80, '86, '89 and '04.

The award, named in honour of the late Foster Hewitt is presented in recognition of members of the radio and television industry who have made outstanding contributions to their profession and to the game of hockey.





# HOCKEY HALL OF FAME

BCE Place , 30 Yonge Street, Toronto, Ontario, M5E 1X8  
Phone: 416-360-7765 Website: www.hhof.com

## **CLIFF FLETCHER - General Manager 1972-1991, Inducted – 2004**

After an outstanding forty-eight year career that continues in the NHL, Cliff Fletcher was elected to the Hockey Hall of Fame as a Builder in 2004. Fletcher began his hockey career in 1956 with the Montreal Canadiens organization, starting as a scout under Sam Pollock. He joined the St. Louis Blues, eventually earning the role of Assistant General Manager, and helped manoeuvre the Blues into the Stanley Cup final during the first three years of the franchise's existence. Cliff Fletcher was hired as the inaugural General Manager of the Atlanta Flames. He helped orchestrate the franchise's subsequent move from Atlanta to Calgary in time for the 1980-81 season. During Cliff's regime with the Flames, his teams made the playoffs sixteen straight seasons and finished first in their division in 1987-88, 1988-89 and 1989-90. In 1988-89, the Calgary Flames won the Stanley Cup. Lured to Toronto in 1991, Fletcher spent six seasons as Chief Operating Officer, President and General Manager of the Maple Leafs. He was named the 1993 Executive of the Year by The Hockey News. As a team, Toronto improved by an incredible 32 points from 67 points in 1991-92 to a franchise-high 99 points in 1992-93. Following two seasons with the Tampa Bay Lightning as Senior Advisor to the General Manager, Fletcher was hired by the Phoenix Coyotes as Executive Vice-President and General Manager. He is currently the Senior Executive Vice-President of Hockey Operations of the Coyotes.

## **GRANT FUHR - Player, 1999-00, Goaltending Consultant , 2000-2002, Inducted – 2003**

Following a career that saw him attain over 400 NHL wins and amass five Stanley Cup championships, fittingly, Grant Fuhr was elected to the Hockey Hall of Fame in his first year of eligibility. Although all five Cups ('84, '85, '87, '88, '90) were collected while backstopping the Edmonton Oilers, Fuhr completed his career as a member of the Calgary Flames. On October 22, 1999 the Flames defeated the Florida Panthers and Fuhr attained his 400th career win and became only the sixth goaltender in NHL history to reach that milestone. Fuhr's accomplishments include six All-Star Game appearances, Vezina Trophy ('87), Jennings Trophy ('94) and two Canada Cup titles ('84 and '87).

## **JOE MULLEN - Player, 1985-86 - 1989-90, Inducted – 2000**

In 345 career games with Calgary (1985-86 - 1989-90), Mullen recorded 388 points (190g, 198a). In 17 NHL seasons (1979-80 - 1996-97) with St. Louis, Calgary, Pittsburgh and Boston, the three-time Stanley Cup winner recorded 1063 points (502g, 561) in 1,062 games. Played in NHL All-Star Game (1989, 1990 & 1994). Won the Lady Byng Trophy (1987, 1989), NHL First All-Star Team (1989), NHL +/- Leader (1989), and the Lester Patrick Trophy (1995).

## **GUY LAPOINTE - Assistant Coach & Scout, 1990-91 - 1998-99, Inducted – 1993**

Lapointe played 16 seasons in the NHL with the Montreal Canadiens, St. Louis Blues and Boston Bruins. One of the great players in the history of the game, Lapointe captured six Stanley Cup Championships with the Canadiens ('71, '73, '76, '77, '78 and '79). Along with teammates Serge Savard and Larry Robinson, formed one of the top defence corps in the NHL. In 884 career games Lapointe recorded 622 points (171g, 451a).

## **LANNY McDONALD - Player, 1981-82 - 1988-89 - Management, 89 - 00, 01 - 03, Inducted - 1992**

On September 21, 1992, Lanny McDonald became the first Calgary Flame player to be inducted into the Hockey Hall of Fame. McDonald finished his NHL career with 500 goals, 506 assists and 1,006 points in 1,111 games—all milestone achievements. Played 492 career games with the Flames recording 406 points (215g, 191a) Lanny won the Bill Masterton Trophy (1982-83), the King Clancy Memorial Trophy (1987-88) and was named NHL Man-of-the-Year in 1988-89. He still holds the Flames record for most goals in a season (66, 1982-83) and scored the go-ahead goal in Calgary's Stanley Cup clinching win at Montreal in 1989.

## **BOB JOHNSON - Head Coach, 1982-83 - 1986-87, Inducted – 1992**

"Badger" Bob Johnson was one of hockey's greatest boosters both in Calgary and throughout North America. Led Calgary to franchises first 40 win season in 1984-85 and posted a Flames' coaching record of 193-155-52 in 400 games. Posted a career coaching record of 234-188-58 with Calgary (1982-83 - 1986-87) and Pittsburgh (1990-91). Led the Penguins to a Stanley Cup Championship in 1991. "It's a great day for hockey" is a remark hockey fans will always remember.

## **GLENN HALL - Goaltending Consultant, 1988 - 2000, Inducted – 1975**

During his 18 seasons in the NHL, Glenn "Mr. Goalie" Hall, posted a 2.51 GAA and was consistently recognized as a top goaltender, being selected to the All-Star team 11 times. Hall led the NHL in shutouts for six seasons, including his rookie campaign when he won the Calder Trophy, and had 84 regular season career shutouts. He still holds the record for most consecutive games by a goaltender, with 502, and appeared in 906 league games. Captured three Vezina Trophies, the Conn Smythe Trophy, one Stanley Cup and 13 All-Star Game appearances. In 1988 the Chicago Blackhawks retired Hall's jersey.

# FLAMES ALL-STAR SELECTIONS



Jarome Iginla and Dion Phaneuf at the 2008 All-Star Game

## NHL ALL-STARS

(PLAYERS VOTED TO END OF SEASON 1ST OR 2ND ALL STAR TEAM)

### JAROME IGINLA

2007-08 (Calgary) 1ST  
2003-04 (Calgary) 2nd  
2001-02 (Calgary) 1st

### DION PHANEUF

2007-08 (Calgary) 1ST

### MIIKKA KIPRUSOFF

2005-06 (Calgary) 1st

### JOE MULLEN

1988-89 (Calgary) 1st

### HAKAN LOOB

1987-88 (Calgary) 1st

### AL MACINNIS

1993-94 (Calgary) 2nd  
1990-91 (Calgary) 1st  
1989-90 (Calgary) 1st  
1988-89 (Calgary) 2nd  
1986-87 (Calgary) 2nd

### THEOREN FLEURY

1994-95 (Calgary) 2nd

### GARY SUTER

1987-88 (Calgary) 2nd

### LANNY MCDONALD

1982-83 (Calgary) 2nd

### BRAD MCCRIMMON

1987-88 (Calgary) 2nd

### MICHAEL VERNON

1988-89 (Calgary) 2nd

## YOUNG STARS GAME

2003-04 Matthew Lombardi  
2002-03 Jordan Leopold  
2001-02 Robyn Regehr

## NHL ALL-ROOKIE TEAMS


|                        |                        |
|------------------------|------------------------|
| 2005-06 Dion Phaneuf   | 1987-88 Joe Nieuwendyk |
| 1997-98 Derek Morris   | 1985-86 Gary Suter     |
| 1996-97 Jarome Iginla  | 1983-84 Hakan Loob     |
| 1989-90 Sergei Makarov | 1983-84 Jamie Macoun   |

## ALL-STAR GAME APPEARANCES

|  |   |
|--|---|
| <b>2007-08</b> Jarome Iginla (Named Team Captain for Western Conference), Dion Phaneuf | <b>1988-89</b> Joe Mullen, Gary Suter, Joe Nieuwendyk, Mike Vernon                  |
| <b>2006-07</b> Miikka Kiprusoff, Dion Phaneuf  | <b>1987-88</b> Al MacInnis, Brad McCrimmon, Gary Suter, Joe Nieuwendyk, Mike Vernon |
| <b>2003-04</b> Jarome Iginla   | <b>1986-87</b> Rendezvous '87   |
| <b>2002-03</b> Jarome Iginla   | <b>1985-86</b> Gary Suter   |
| <b>2001-02</b> Jarome Iginla   | <b>1984-85</b> Al MacInnis, Paul Reinhart   |
| <b>1999-00</b> Valeri Bure, Phil Housley   | <b>1983-84</b> Lanny McDonald   |
| <b>1998-99</b> Theoren Fleury  | <b>1982-83</b> Lanny McDonald   |
| <b>1997-98</b> Theoren Fleury  | <b>1981-82</b> Pekka Rautakallio  |
| <b>1996-97</b> Theoren Fleury  | <b>1980-81</b> Kent Nilsson   |
| <b>1995-96</b> Theoren Fleury  | <b>1979-80</b> Kent Nilsson (Atlanta)   |
| <b>1994-95</b> No All-Star Game  | <b>1978-79</b> Challenge Cup  |
| <b>1993-94</b> Al MacInnis, Joe Nieuwendyk   | <b>1977-78</b> Bill Clement (Atlanta)   |
| <b>1992-93</b> Gary Roberts, Mike Vernon   | <b>1976-77</b> Tom Lysiak, Eric Vail (Atlanta)                                      |
| <b>1991-92</b> Gary Roberts, Al MacInnis, Theoren Fleury                               | <b>1975-76</b> Curt Bennett, Tom Lysiak (Atlanta)                                   |
| <b>1990-91</b> Al MacInnis, Theoren Fleury, Gary Suter, Mike Vernon                    | <b>1974-75</b> Curt Bennett, Tom Lysiak (Atlanta)                                   |
| <b>1989-90</b> Al MacInnis, Joe Mullen, Joe Nieuwendyk, Mike Vernon                    | <b>1973-74</b> Al McDonough (Atlanta)   |
|  | <b>1972-73</b> Randy Manery (Atlanta)   |


# FLAMES ALL TIME TROPHY WINNERS

## VEZINA TROPHY



**TOP GOALTENDER**  
2005-06 Miikka Kiprusoff

## WILLIAM M. JENNINGS TROPHY



**FEWEST GOALS AGAINST**  
2005-06 Miikka Kiprusoff

## MAURICE "ROCKET" RICHARD TROPHY




**MOST GOALS**  
2003-04 Jarome Iginla  
2001-02 Jarome Iginla

## LESTER B. PEARSON AWARD




**MVP VOTED BY PLAYERS**  
2001-02 Jarome Iginla

## ART ROSS TROPHY




**MOST POINTS**  
2001-02 Jarome Iginla

## BILL MASTERTON TROPHY



**DEDICATION**  
1995-96 Gary Roberts  
1982-83 Lanny McDonald

## CALDER MEMORIAL TROPHY



**TOP ROOKIE**  
1989-90 Sergei Makarov  
1987-88 Joe Nieuwendyk  
1985-86 Gary Suter  
1976-77 Willi Plett  
1974-75 Eric Vail

## CONN SMYTHE TROPHY



**PLAYOFF MVP**  
1988-89 Al MacInnis

## KING CLANCY AWARD




**COMMITMENT TO HOCKEY**  
2003-04 Jarome Iginla  
1994-95 Joe Nieuwendyk  
1987-88 Lanny McDonald

## ALKA-SELTZER TROPHY

**PLUS/MINUS AWARD**  
1990-91 Theoren Fleury (Tied)  
1988-89 Joe Mullen  
1987-88 Brad McCrimmon

## LADY BYNG TROPHY



**GENTLEMANLY CONDUCT**  
1988-89 Joe Mullen  
1986-87 Joe Mullen  
1978-79 Bob MacMillan

# FLAMES FOUNDATION FOR LIFE



The Flames Foundation for Life is the charitable arm of the Calgary Flames through which more than 32 million dollars in funding has already been directed to education, medical research, amateur sport and recreation. The Calgary Flames are proud to continue their commitment to the community through ongoing partnerships.



## Rotary Flames House

The Rotary Flames House will be Alberta's first pediatric hospice and respite centre for terminally ill children. The centre will be located within easy access to the Alberta Children's Hospital and will have eleven patient rooms, therapeutic activity areas and a classroom. The Rotary Flames House will be open in 2009.



*Our Gift To The Community*



The "Rotary/Flames Gift to the Community" is a joint effort that both organizations are enthusiastic about. This alliance is committed to enhancing the existing fundraising efforts of the Rotary Clubs and the Flames Foundation for Life. This partnership encompasses the Rotary Flames House, the Rotary Flames Park and the REACH! Initiative.



**Reach!**  
a new world standard of health



## Rotary Flames Park

The park, located at the Southern Alberta Ronald McDonald House, is a two-acre oasis that includes a tots' playground, team play area and many quiet garden retreats. The area, framed by several trees, provides privacy and a quiet sanctuary for families visiting the house.

## REACH!

This joint fundraising initiative through the University of Calgary and the Calgary Health Region, is working with philanthropic leaders like the Flames Foundation for Life and the Rotary Club, to achieve a new world standard of health for Southern Albertans. This partnership involves five key areas: Public Health & Wellness, heart Disease, Neuroscience, NeuroArm as well as the Alberta Bone & Joint Health Institute.



## Amateur and Grassroots Sports

Hockey development and education have always been, and will continue to be, at centre ice for the Calgary Flames Hockey Club. In addition to the Flames annual support of the Flames Financial Assistance Program (FFAP) for Minor Hockey, the players and coaches are involved in various minor hockey initiatives. FFAP was designed to help address the higher cost of registration for hockey programs, which ultimately prevents many local children from participating in the sport.



Through a combined effort, we are able to provide hundreds of local kids with the opportunity to participate in minor hockey programs each winter. This partnership has become an important component of the annual KidSport™ program, and helps keep minor hockey programs accessible to kids from low-income families. The FFAP program distributed \$75,000 in registration fee assistance to 173 local kids in 2006. Since 2000, the program has distributed \$563,690 in support of 1,536 local minor hockey kids.

The Calgary Flames continue to support the original mandate of the Flames ownership group made 27 years ago; to make a positive impact on the quality of life for all Calgarians. Through strong and continuously growing programs in the community the Flames have touch the lives of thousands of youth through community programs and have generated over \$32 million for the Flames Foundation for Life. Flames players activate Calgary fans in the community to create the social fabric in a city that bleeds red—working to breed Flames fans, for now and for the future, through their active and persistent involvement in the community.



### **Calgary Flames Charity Celebrity Golf Classic**

This highly anticipated golf tournament raised over \$300,000 for the Flames Foundation for Life last season. Just before training camp Flames players, prospects, coaches and alumni gather for a last game of golf before the season with over 350 players.

### **Danone Superskills**


All Flames players, coaches and Calgary minor hockey players take to the ice to compete in this fun-filled event for skill titles. Last season fastest skater Matthew Lombardi, hardest shot winner Adrian Aucoin, and shooting accuracy winner Alex Tanguay were applauded by a packed house at the Pengrowth Saddledome. The event raised over \$60,000 for the Flames Foundation for Life and NHLPA's Goals and Dreams Fund.



### **Flames Ambassador Celebrity Poker Tournament**

This third annual poker tournament brought together the entire Flames team and coaching

staff along with Flames alumni and local celebrities, plus over 300 participants last season to lay all the cards on the table for the Flames Foundation for Life. Last year's tournament raised over \$400,000. This year will mark the fourth annual event.



### **Reading ...Give It A Shot!**

This will mark the 13th season Flames players have been visiting Grade 4, 5 and 6 students as part of the Reading ...Give It A Shot! program. Last season's program included 43 schools and over 1,225 students. With the results of the program improving each year, a reported 96 per cent of these students have improved motivation to read. This reading incentive program encourages students to read by combining player visits with a bookmark reward system. For every 100 minutes of reading, students are rewarded with a commemorative bookmark featuring Flames players.



continued on next page



## Wheelchair Hockey

For 27 years the Calgary Flames have been visiting the Gordon Townsend School in the Alberta Children's Hospital for an afternoon of wheelchair floor hockey.

## Alberta Children's Hospital Christmas Visit

Each season the Calgary Flames players make a special visit to the Alberta Children's Hospital to wish them a happy holiday and give them a special toy.



## Pond Hockey by ENMAX

This year will be the 12th season that the Calgary Flames will team up with ENMAX and Calgary Hockey Development to match minor hockey players with their NHL heroes.

Evenings of Pond Hockey by ENMAX take place on outdoor community rinks in January and February with Flames players and members of Calgary minor hockey.

## Calgary Flames Better Halves Community Incentives

The Calgary Flames players' wives and girlfriends have also embraced the team's commitment to the community with spirited events in support of local charity.

## Scotiabank and Flames Better Halves Ultimate Ladies Night Out

This first of its kind ladies event hosted by the Flames Better Halves raised over \$40,000 for the Flames Foundation for Life. The evening included celebrity fashion show featuring the Better Halves and baskets full "A Few of Our Favourite Things" from the Better Halves and their families.

## Coca-Cola and Flames Ornaments

Each season the Better Halves sell limited edition Coca-Cola Flames Christmas ornaments in support of the Flames Foundation for Life. Last season they raised over \$25,000 for the Flames Foundation for Life.

## Good Earth and Flames Autographed Pucks

During the first round of the playoffs the Calgary Flames Better Halves take to the concourse to sell Good Earth/Calgary Flames autographed pucks. Last seasons' sales raised \$25,000 for the Flames Foundation for Life.



# 2007-08 FLAMES TEAM AWARDS

## THE J.R. McCAIG MEMORIAL AWARD

honours two Calgary Flames personnel, a player and staff member, who best exemplify Mr. McCaig's enduring virtues of respect, courtesy and compassion for all individuals he encountered both in his professional and everyday life.



Jarome Iginla and Bob Godun accept the 2007-08 J.R. McCaig Award.



**J.R. McCaig**  
1929 to 2005

## PREVIOUS J.R. McCAIG AWARD WINNERS

|         |                            |         |                               |         |                             |
|---------|----------------------------|---------|-------------------------------|---------|-----------------------------|
| 2007-08 | Jarome Iginla<br>Bob Godun | 2006-07 | Stephane Yelle<br>Gail Miller | 2005-06 | Robyn Regehr<br>Mark Stiles |
|---------|----------------------------|---------|-------------------------------|---------|-----------------------------|

## THE RALPH T. SCURFIELD HUMANITARIAN AWARD

is presented annually to the Calgary Flames' player who best exemplifies the qualities of perseverance, determination and leadership on the ice combined with dedication to community service.



Sonja Scurfield and Grandsons present Dion Phaneuf with the 2007-08 Ralph T. Scurfield Humanitarian Award.




**Ralph T. Scurfield**  
1928 to 1985

## PREVIOUS SCURFIELD AWARD WINNERS

|         |                 |         |               |         |                |
|---------|-----------------|---------|---------------|---------|----------------|
| 2007-08 | Dion Phaneuf    | 1999-00 | Robyn Regehr  | 1992-93 | Joel Otto      |
| 2006-07 | Rhett Warrenner | 1998-99 | Ed Ward       | 1991-92 | Bob Johnson    |
| 2005-06 | Rhett Warrenner | 1997-98 | Ed Ward       | 1990-91 | Jamie Macoun   |
| 2003-04 | Martin Gelinias | 1996-97 | Mike Sullivan | 1989-90 | Tim Hunter     |
| 2002-03 | Denis Gauthier  | 1995-96 | Gary Roberts  | 1988-89 | Lanny McDonald |
| 2001-02 | Jarome Iginla   | 1994-95 | Not awarded   | 1987-88 | Jim Peplinski  |
| 2000-01 | Jarome Iginla   | 1993-94 | Al MacLinnis  | 1986-87 | Lanny McDonald |



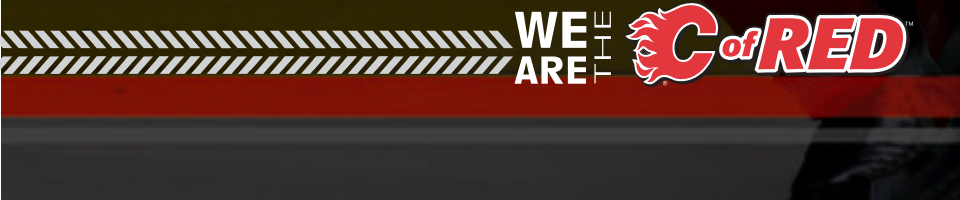
# THE PLAYERS

WE ARE THE  C of RED™





**ADRIAN AUCOIN**





# 33 ADRIAN AUCOIN - D

**BORN:** Ottawa, ON  
**DATE:** July 3, 1973  
**HEIGHT:** 6'2"  
**WEIGHT:** 212 lbs.  
**SHOOTS:** Right

**HOW ACQUIRED:** June 22, 2007 from Chicago along with a 7th round pick in the 2007 NHL Entry Draft in exchange for defencemen Andrei Zyuzin and Steve Marr.

## CAREER RECORD

| Season        | Club         | Lea.     | REGULAR SEASON |     |     |     |     | PLAYOFFS |    |    |     |     |
|---------------|--------------|----------|----------------|-----|-----|-----|-----|----------|----|----|-----|-----|
|               |              |          | GP             | G   | A   | PTS | PIM | GP       | G  | A  | PTS | PIM |
| 1989-90       | Nepean       | CJHL     | 54             | 2   | 14  | 16  | 95  | 4        | 0  | 1  | 1   | n/a |
| 1990-91       | Nepean       | CJHL     | 56             | 17  | 33  | 50  | 125 | -        | -  | -  | -   | -   |
| 1991-92       | Boston Univ. | H-East   | 32             | 2   | 10  | 12  | 60  | -        | -  | -  | -   | -   |
| 1992-93       | Canada       | Nat-Team | 42             | 8   | 10  | 18  | 71  | -        | -  | -  | -   | -   |
| 1993-94       | Canada       | Nat-Team | 59             | 5   | 12  | 17  | 80  | -        | -  | -  | -   | -   |
|               | Canada       | Olympics | 4              | 0   | 0   | 0   | 2   | -        | -  | -  | -   | -   |
| 1994-95       | Hamilton     | AHL      | 13             | 1   | 2   | 3   | 19  | -        | -  | -  | -   | -   |
|               | Syracuse     | AHL      | 71             | 13  | 18  | 31  | 52  | -        | -  | -  | -   | -   |
| 1995-96       | Vancouver    | NHL      | 1              | 1   | 0   | 1   | 0   | 4        | 1  | 0  | 1   | 0   |
|               | Syracuse     | AHL      | 49             | 4   | 14  | 18  | 34  | 6        | 0  | 0  | 0   | 2   |
| 1996-97       | Vancouver    | NHL      | 29             | 5   | 13  | 18  | 47  | -        | -  | -  | -   | -   |
| 1997-98       | Vancouver    | NHL      | 70             | 5   | 16  | 21  | 63  | -        | -  | -  | -   | -   |
| 1997-98       | Vancouver    | NHL      | 35             | 3   | 3   | 6   | 21  | -        | -  | -  | -   | -   |
| 1998-99       | Vancouver    | NHL      | 82             | 23  | 11  | 34  | 77  | -        | -  | -  | -   | -   |
| 1999-00       | Vancouver    | NHL      | 57             | 10  | 14  | 24  | 30  | -        | -  | -  | -   | -   |
| 2000-01       | Vancouver    | NHL      | 47             | 3   | 13  | 16  | 20  | -        | -  | -  | -   | -   |
|               | Tampa Bay    | NHL      | 26             | 1   | 11  | 12  | 25  | -        | -  | -  | -   | -   |
| 2001-02       | NYI          | NHL      | 81             | 12  | 22  | 34  | 62  | 7        | 2  | 5  | 7   | 4   |
| 2002-03       | NYI          | NHL      | 73             | 8   | 27  | 35  | 70  | 5        | 1  | 2  | 3   | 4   |
| 2003-04       | NYI          | NHL      | 81             | 13  | 31  | 44  | 54  | 5        | 0  | 0  | 0   | 6   |
| 2004-05       | Modo         | SWE      | 14             | 2   | 4   | 6   | 32  | 6        | 1  | 0  | 1   | 16  |
| 2005-06       | Chicago      | NHL      | 33             | 1   | 5   | 6   | 38  | -        | -  | -  | -   | -   |
| 2006-07       | Chicago      | NHL      | 59             | 4   | 12  | 16  | 50  | -        | -  | -  | -   | -   |
| 2007-08       | Calgary      | NHL      | 76             | 10  | 25  | 35  | 37  | 7        | 0  | 3  | 3   | 4   |
| <b>TOTALS</b> | NHL          | 770      | 98             | 204 | 302 | 581 | 34  | 4        | 10 | 14 | 20  |     |
|               | AHL          | 113      | 19             | 33  | 52  | 118 | -   | -        | -  | -  | -   |     |

• Played in NHL All-Star Game (2004) Missed majority of 1997-98 season recovering from ankle (October 4, 1997 vs. Anaheim) and groin (November 1, 1997 vs. Pittsburgh) injuries. Traded to Tampa Bay by Vancouver with Vancouver's 2nd round choice (Alexander Polushin) in 2001 Entry Draft for Dan Cloutier, February 7, 2001. Traded to NY Islanders by Tampa Bay with Alexander Kharitonov for Mathieu Biron and NY Islanders' 2nd round choice (later traded to Washington later traded to Vancouver Vancouver selected Denis Grot) in 2002 Entry Draft, June 22, 2001. Signed as a free agent by MODO (Sweden), December 21, 2004. Signed as a free agent by Chicago, August 2, 2005.

## AUCOIN VS. NHL

| TEAM              | Regular Season |           |            |            |            | Playoffs  |          |           |           |           |
|-------------------|----------------|-----------|------------|------------|------------|-----------|----------|-----------|-----------|-----------|
|                   | GP             | G         | A          | PTS        | PIM        | GP        | G        | A         | PTS       | PIM       |
| Anaheim           | 28             | 4         | 6          | 10         | 20         | 0         | 0        | 0         | 0         | 0         |
| Atlanta           | 17             | 1         | 7          | 8          | 14         | 0         | 0        | 0         | 0         | 0         |
| Boston            | 21             | 2         | 2          | 4          | 12         | 0         | 0        | 0         | 0         | 0         |
| Buffalo           | 22             | 2         | 8          | 10         | 20         | 0         | 0        | 0         | 0         | 0         |
| Carolina          | 20             | 2         | 5          | 7          | 22         | 0         | 0        | 0         | 0         | 0         |
| Calgary           | 38             | 6         | 9          | 15         | 28         | 0         | 0        | 0         | 0         | 0         |
| Chicago           | 23             | 3         | 4          | 7          | 8          | 3         | 0        | 0         | 0         | 0         |
| Columbus          | 18             | 4         | 1          | 5          | 16         | 0         | 0        | 0         | 0         | 0         |
| Colorado          | 41             | 7         | 7          | 14         | 30         | 6         | 0        | 0         | 0         | 2         |
| Dallas            | 28             | 3         | 8          | 11         | 18         | 0         | 0        | 0         | 0         | 0         |
| Detroit           | 36             | 3         | 6          | 9          | 32         | 0         | 0        | 0         | 0         | 0         |
| Edmonton          | 43             | 8         | 9          | 17         | 39         | 0         | 0        | 0         | 0         | 0         |
| Florida           | 22             | 3         | 14         | 17         | 26         | 0         | 0        | 0         | 0         | 0         |
| Los Angeles       | 26             | 2         | 9          | 11         | 14         | 0         | 0        | 0         | 0         | 0         |
| Minnesota         | 14             | 0         | 6          | 6          | 10         | 0         | 0        | 0         | 0         | 0         |
| Montreal          | 24             | 5         | 4          | 9          | 14         | 0         | 0        | 0         | 0         | 0         |
| New Jersey        | 26             | 1         | 4          | 5          | 12         | 0         | 0        | 0         | 0         | 0         |
| New York          | 10             | 2         | 6          | 8          | 12         | 0         | 0        | 0         | 0         | 0         |
| New York          | 25             | 2         | 6          | 8          | 14         | 0         | 0        | 0         | 0         | 0         |
| Nashville         | 28             | 5         | 8          | 13         | 21         | 0         | 0        | 0         | 0         | 0         |
| Ottawa            | 22             | 3         | 6          | 9          | 20         | 5         | 1        | 2         | 3         | 4         |
| Philadelphia      | 29             | 4         | 8          | 12         | 22         | 0         | 0        | 0         | 0         | 0         |
| Phoenix           | 25             | 2         | 5          | 7          | 19         | 0         | 0        | 0         | 0         | 0         |
| Pittsburgh        | 24             | 4         | 11         | 15         | 20         | 0         | 0        | 0         | 0         | 0         |
| San Jose          | 35             | 2         | 12         | 14         | 26         | 7         | 0        | 3         | 3         | 4         |
| St. Louis         | 33             | 3         | 7          | 10         | 21         | 1         | 1        | 0         | 1         | 0         |
| Tampa Bay         | 23             | 3         | 10         | 13         | 22         | 5         | 0        | 0         | 0         | 6         |
| Toronto           | 27             | 4         | 6          | 10         | 16         | 7         | 2        | 5         | 7         | 4         |
| Vancouver         | 18             | 3         | 4          | 7          | 14         | 0         | 0        | 0         | 0         | 0         |
| Washington        | 24             | 5         | 6          | 11         | 19         | 0         | 0        | 0         | 0         | 0         |
| <b>NHL Totals</b> | <b>770</b>     | <b>98</b> | <b>204</b> | <b>302</b> | <b>581</b> | <b>34</b> | <b>4</b> | <b>10</b> | <b>14</b> | <b>20</b> |

## NHL HIGHLIGHTS

### FIRSTS:

First GP:.....05/03/1995 at SJ

First Goal:.....05/03/1995 at SJ

First Asst:.....12/17/1995 vs OTT

### MOSTS: MOST RECENTLY

Goals:.....2 (5X) 04/02/2004 at CAR

Assists:.....4 (1X) 03/03/2001 at NYI

Points:.....4 (1X) 03/03/2001 at NYI (0G-4A)

SOG:.....9 (2X) 01/15/2004 at OTT

PIM:.....7 (1X) 12/27/1996 at PHX

+/-:.....4 (2X) 11/03/2003 vs OTT

### LONGEST PERSONAL STREAKS:

Goals:.....4 (1X) 12/04/1999 12/22/1999 (4G)

Assists:.....4 (4X) 10/11/2003 10/20/2003 (4A)

Pts:.....6 (1X) 11/30/1999 12/22/1999 (5G-2A)

### CUPS: NONE

## 2007-08 HIGHLIGHTS

Finished 2nd amongst Flames defencemen in goals (10), assists (25) and points (35) ... finished 3rd on the Flames in +/- (+13) and 5th in power play goals (5) ... finished 26th amongst NHL defencemen in takeaways (35) ... finished T-29th amongst NHL defencemen in shooting percentage (8.3%) ... registered his first point as a Flame, and had his first multi-point game with a pair of assists on Oct. 13 CGY 7 @ NSH 4 ... played in his 700th career NHL game on Oct. 16 CGY 4 @ COL 5 SOL ... scored his first goal as a Calgary Flame on Oct. 20 EDM 1 @ CGY 4 ... scored Calgary's only goal against his former team on Nov. 18 CGY 1 @ VAN 4 ... scored the game winning goal on Nov. 24 CGY 5 @ COL 2 ... DNP (injury) on Nov. 29 ANA 4 @ CGY 1 ... missed four games with a groin injury, returned Jan. 15 ... scored the lone goal against another of his former teams on Feb. 7 CHI 3 @ CGY 1 ... recorded his 200th career assist on Feb. 20 CGY 3 @ DAL 2 ... registered his 300th career point on Mar. 25 VAN 2 @ CGY 3 ... **PLAYOFFS:** played in all seven playoff games recording three assists, four minutes in penalties and was a team high +3

## CAREER HIGHLIGHTS

**2006-07** played in his 10th NHL season ... as the Chicago Blackhawks captain, he played in 59 games, registering four goals and 12 assists for 16 points and 50 penalty minutes ... had an assist in the season opening in an 8-6 win over Nashville on Oct.5 ... recorded his first assist of the season, in the 8-6 season opening win over Nashville on Oct. 5 ... Collected 3 game winning goals (12/7, 2/7, 2/25), two of which were power play tallies ... was plus-2 in a 3-0 win over Vancouver on Feb. 7... missed 21 games due to groin injury and 1 due to the birth of his son ... appeared in 59 games, tallying 16 points (4 goals, 12 assists) ... scored a goal vs. Columbus on Oct.7 ... had 5 shots at Vancouver on Nov.19 ... scored the game winning goal, a power play tally, in a 2-1 win vs. Colorado on Dec.17 ... returned to the lineup on Feb.3 at San Jose after missing the previous 8 games with a pulled groin and 31 games with a dislocated shoulder ... was a +2 in a 3-0 win at Vancouver on Feb.7 ... scored the game winner, a power play tally, in a 5-1 win vs. St. Louis on Feb.25 **2005-06** - appeared in only 33 games for the Blackhawks due to injuries ... missed 6 games with a mild groin strain, 12 games with a pulled groin and 31 games with a dislocated shoulder ... was named the 32nd captain in team history on Oct. 4 ... tallied 6 points (1 goal, 5 assists) in his 1st season with the Blackhawks ... Recorded his 1st point as a Blackhawk with an assist Oct. 18 at Vancouver ... scored his 1st Blackhawk goal on the power play at Detroit on Nov. 1 ... **2004-05** - appeared in 14 games for MoDo (Sweden) tallying 2 goals and 4 assists for 6 points ... **PLAYOFFS:** played in 6 playoff games recording 1 goal and 16 penalty minutes ... **2003-04** - registered a career high 44 points with 13 goals and a career high 31 assists ... finished 5th in voting for the Norris Trophy ... appeared in the 2004 NHL All-Star Game and scored a goal ... T-3rd among NHL blue liners and ranked 7th overall with a team-best plus-29 rating ... 3rd in the NHL in total time on ice (2,157:05) ... 4th in the NHL in TOI/game (26:37) ... named NHL Defensive Player of the Week for the week of Nov. 3 ... **PLAYOFFS:** appeared in 5 playoff games and registered 6 PIM ... **2002-03** - notched 35 points with 8 goals and a 27 assists in 73 games ... 2nd in NHL in Time on TOI (29:00) ... logged 40:51 TOI on Oct. 12, breaking his own NHL record ... scored the overtime game-winner Oct. 15 vs. Nashville ... **PLAYOFFS:** appeared in 5 playoff games tallying 3 points (1 goal, 2 assists) ... **2001-02** - Skated in 81 games for the NY Islanders registering 34 points (12 goals, 22 assists) and 62 penalty minutes ... **PLAYOFFS:** Scored 7 points (2 goals, 5 assists) in 7 playoff games for the Islanders ... led NHL skaters in total TOI, (37:25) and ranked 2nd in TOI/game (28:53) ... posted a team and career-best plus-23 rating ... logged 40:32 of ice time at Toronto March 19 ... **2000-01** - split the season with Vancouver and Tampa Bay registering 28 points (4 goals, 24 assists) in 73 games ... 2nd on Tampa Bay in TOI (19:59) ... tied a franchise record for assists in a game (4) and in a period (3) on Feb. 3 at NY Islanders ... **1999-00** - skated in 57 games netting 10 goals and 14 assists for 24 points ... won the hardest shot at the Canucks' skills competition ... missed 20 games with a finger injury ... **1998-99** - appeared in 82 games scoring 34 points (23 goals, 11 assists) and gaining 71 penalty minutes ... his 18 power-play goals tied Denis Potvin's all-time single season NHL record for most power-play goals by a defenceman (1975-76) ... named top Canucks' defenceman ... won Canucks' Unsung Hero award ... broke team record and led the NHL in goals by a defenceman ... **1997-98** - appeared in 35 games tallying 6 points (3 goals, 3 assists) ... **1995-96:** Registered 18 points (4 goals, 14 assists) in 49 games ... appeared in 29 games for Syracuse of the AHL and earned 18 points (5 goals, 13 assists) ... **PLAYOFFS:** skated in 6 playoff games and received 2 penalty minutes ... **1996-97** - in 71 games for Vancouver registered 21 points (5 goals, 16 assists) and 63 penalty minutes ... **1994-95** - scored a goal in his 1st and only regular season NHL game for Vancouver ... In 71 games for Syracuse of the AHL, notched 13 goals and 18 assists for 31 points ... **PLAYOFFS:** appeared in 4 playoff games for Vancouver and registered 1 goal

## INTERNATIONAL HIGHLIGHTS

**1994** - Appeared in four games during the 1994 Winter Olympics ... **1992-94** - Played for the Canadian National Team from 1992-1994



**TODD BERTUZZI**

**WE ARE THE C of RED™**



# 7 TODD BERTUZZI - RW

**BORN:** Sudbury, ON  
**DATE:** February 2, 1975  
**HEIGHT:** 6'3"  
**WEIGHT:** 227 lbs.  
**SHOOTS:** Left

**HOW ACQUIRED:** Signed as a free agent on July 7, 2008

## CAREER RECORD

| Season        | Club      | Lea.     | REGULAR SEASON |            |            |            |            | PLAYOFFS    |           |          |           |           |            |
|---------------|-----------|----------|----------------|------------|------------|------------|------------|-------------|-----------|----------|-----------|-----------|------------|
|               |           |          | GP             | G          | A          | PTS        | PIM        | GP          | G         | A        | PTS       | PIM       |            |
| 1991-92       | Guelph    | OHL      | 47             | 7          | 14         | 21         | 145        | -           | -         | -        | -         | -         |            |
| 1992-93       | Guelph    | OHL      | 59             | 27         | 32         | 59         | 164        | 5           | 2         | 2        | 4         | 6         |            |
| 1993-94       | Guelph    | OHL      | 61             | 28         | 54         | 82         | 165        | 9           | 2         | 6        | 8         | 30        |            |
| 1994-95       | Guelph    | OHL      | 62             | 54         | 65         | 119        | 58         | 14          | 15        | 18       | 33        | 41        |            |
| 1995-96       | Islanders | NHL      | 76             | 18         | 21         | 39         | 83         | -           | -         | -        | -         | -         |            |
| 1996-97       | Islanders | NHL      | 64             | 10         | 13         | 23         | 68         | -           | -         | -        | -         | -         |            |
|               | Utah      | IHL      | 13             | 5          | 5          | 10         | 16         | -           | -         | -        | -         | -         |            |
| 1997-98       | Islanders | NHL      | 52             | 7          | 11         | 18         | 58         | -           | -         | -        | -         | -         |            |
|               | Vancouver | NHL      | 22             | 6          | 9          | 15         | 63         | -           | -         | -        | -         | -         |            |
|               | Canada    | WC       | 6              | 1          | 2          | 3          | 16         | -           | -         | -        | -         | -         |            |
| 1998-99       | Vancouver | NHL      | 32             | 8          | 8          | 16         | 44         | -           | -         | -        | -         | -         |            |
| 1999-00       | Vancouver | NHL      | 80             | 25         | 25         | 50         | 126        | -           | -         | -        | -         | -         |            |
|               | Canada    | WC       | 9              | 5          | 4          | 9          | 47         | -           | -         | -        | -         | -         |            |
| 2000-01       | Vancouver | NHL      | 79             | 25         | 30         | 55         | 93         | 4           | 2         | 2        | 4         | 8         |            |
| 2001-02       | Vancouver | NHL      | 72             | 36         | 49         | 85         | 110        | 6           | 2         | 2        | 4         | 14        |            |
| 2002-03       | Vancouver | NHL      | 82             | 46         | 51         | 97         | 144        | 14          | 2         | 4        | 6         | 60        |            |
| 2003-04       | Vancouver | NHL      | 69             | 17         | 43         | 60         | 122        | -           | -         | -        | -         | -         |            |
| 2005-06       | Vancouver | NHL      | 82             | 25         | 46         | 71         | 120        | -           | -         | -        | -         | -         |            |
|               | Canada    | Olympics | 5              | 0          | 3          | 3          | 4          | -           | -         | -        | -         | -         |            |
| 2006-07       | Florida   | NHL      | 7              | 1          | 6          | 7          | 13         | -           | -         | -        | -         | -         |            |
|               | Detroit   | NHL      | 8              | 2          | 2          | 4          | 6          | 16          | 3         | 4        | 7         | 15        |            |
| 2007-08       | Anaheim   | NHL      | 68             | 14         | 26         | 40         | 97         | 6           | 0         | 2        | 2         | 14        |            |
| <b>TOTALS</b> |           |          | <b>NHL</b>     | <b>793</b> | <b>240</b> | <b>340</b> | <b>580</b> | <b>1147</b> | <b>46</b> | <b>9</b> | <b>14</b> | <b>23</b> | <b>111</b> |

## BERTUZZI VS. NHL

| TEAM               | Regular Season |    |            |            |            | Playoffs   |             |           |          |           |           |            |
|--------------------|----------------|----|------------|------------|------------|------------|-------------|-----------|----------|-----------|-----------|------------|
|                    | GP             | G  | A          | PTS        | PIM        | GP         | G           | A         | PTS      | PIM       |           |            |
| Anaheim            | 30             | 10 | 13         | 23         | 28         | 6          | 2           | 1         | 3        | 0         |           |            |
| Atlanta            | 7              | 3  | 4          | 7          | 6          | 0          | 0           | 0         | 0        | 0         |           |            |
| Boston             | 22             | 11 | 8          | 19         | 20         | 0          | 0           | 0         | 0        | 0         |           |            |
| Buffalo            | 20             | 5  | 3          | 8          | 21         | 0          | 0           | 0         | 0        | 0         |           |            |
| Carolina           | 20             | 1  | 8          | 9          | 14         | 0          | 0           | 0         | 0        | 0         |           |            |
| Calgary            | 49             | 9  | 20         | 29         | 125        | 4          | 1           | 2         | 3        | 7         |           |            |
| Chicago            | 35             | 7  | 17         | 24         | 37         | 0          | 0           | 0         | 0        | 0         |           |            |
| Columbus           | 24             | 11 | 17         | 28         | 14         | 0          | 0           | 0         | 0        | 0         |           |            |
| Colorado           | 42             | 9  | 19         | 28         | 80         | 4          | 2           | 2         | 4        | 8         |           |            |
| Dallas             | 35             | 11 | 10         | 21         | 53         | 6          | 0           | 2         | 2        | 14        |           |            |
| Detroit            | 32             | 15 | 14         | 29         | 35         | 6          | 2           | 2         | 4        | 14        |           |            |
| Edmonton           | 43             | 13 | 20         | 33         | 89         | 0          | 0           | 0         | 0        | 0         |           |            |
| Florida            | 22             | 12 | 6          | 18         | 24         | 0          | 0           | 0         | 0        | 0         |           |            |
| Los Angeles        | 37             | 6  | 20         | 26         | 44         | 0          | 0           | 0         | 0        | 0         |           |            |
| Minnesota          | 31             | 12 | 13         | 25         | 42         | 7          | 1           | 1         | 2        | 24        |           |            |
| Montreal           | 23             | 4  | 11         | 15         | 28         | 0          | 0           | 0         | 0        | 0         |           |            |
| New Jersey         | 21             | 6  | 9          | 15         | 14         | 0          | 0           | 0         | 0        | 0         |           |            |
| New York           | 10             | 6  | 8          | 14         | 12         | 0          | 0           | 0         | 0        | 0         |           |            |
| New York           | 20             | 10 | 3          | 13         | 60         | 0          | 0           | 0         | 0        | 0         |           |            |
| Nashville          | 29             | 11 | 16         | 27         | 40         | 0          | 0           | 0         | 0        | 0         |           |            |
| Ottawa             | 22             | 6  | 5          | 11         | 29         | 0          | 0           | 0         | 0        | 0         |           |            |
| Philadelphia       | 22             | 3  | 9          | 12         | 31         | 0          | 0           | 0         | 0        | 0         |           |            |
| Phoenix            | 32             | 9  | 18         | 27         | 48         | 0          | 0           | 0         | 0        | 0         |           |            |
| Pittsburgh         | 19             | 6  | 11         | 17         | 16         | 0          | 0           | 0         | 0        | 0         |           |            |
| San Jose           | 38             | 9  | 14         | 23         | 57         | 6          | 0           | 1         | 1        | 8         |           |            |
| St. Louis          | 37             | 9  | 11         | 20         | 99         | 7          | 1           | 3         | 4        | 36        |           |            |
| Tampa Bay          | 20             | 7  | 9          | 16         | 27         | 0          | 0           | 0         | 0        | 0         |           |            |
| Toronto            | 21             | 12 | 13         | 25         | 28         | 0          | 0           | 0         | 0        | 0         |           |            |
| Vancouver          | 8              | 1  | 2          | 3          | 2          | 0          | 0           | 0         | 0        | 0         |           |            |
| Washington         | 22             | 6  | 9          | 15         | 24         | 0          | 0           | 0         | 0        | 0         |           |            |
| <b>NHL Totals:</b> |                |    | <b>793</b> | <b>240</b> | <b>340</b> | <b>580</b> | <b>1147</b> | <b>46</b> | <b>9</b> | <b>14</b> | <b>23</b> | <b>111</b> |

## NHL HIGHLIGHTS

### FIRSTS:

**First GP:**.....10/07/1995 at BOS  
**First Goal:**.....10/07/1995 at BOS  
**First Asst:**.....10/07/1995 at BOS

### MOSTS: MOST RECENTLY

**Goals:**.....3 (5X) 01/14/2006 at NYI  
**Assists:**.....3 (6X) 10/06/2006 vs BOS  
**Points:**.....4 (5X) 10/06/2006 vs BOS (1G-3A)  
**SOG:**.....8 (2X) 03/26/2008 vs LA  
**PIM:**.....22 (1X) 11/07/1999 vs STL  
**+/-:**.....4 (3X) 04/11/2002 vs LA

### LONGEST PERSONAL STREAKS:

**Goals:**.....4 (1X)03/04/1997 03/11/1997 (4G)  
**Assists:**.....6 (3X)01/07/2008 01/18/2008 (7A)  
**Pts:**.....15 (1X)01/03/2002 02/04/2002 (7G-13A)

### CUPS: NONE

## 2007-08 HIGHLIGHTS

Appeared in his 13th NHL season, his first with Anaheim ... played 19:47 in his Anaheim debut, Sept. 29 @ LA ... picked up two assists for his second multiple-point game of the season, Nov. 25 vs. LA...earned 1-1=2 points for his first multiple-point game as a Duct, Oct. 3 @ DET ... scored goals in consecutive games (2-0=2), Dec. 12-14 ... scored his first goal at home, Dec. 5 vs. BUF... registered a five-game point streak (2-3=5) from Dec. 22-Jan. 2 ... it was his highest point total since Oct. 6, 2006 with Florida vs. BOS (1-3=4) ... scored a goal and collected two assists (1-2=3) for his first three-point game of the season, Jan. 9 vs. TOR ... tied his season high (second time) with 2-1=3 points, Jan. 18 @ MIN ... recorded a season-best three consecutive multiple-point games (3-4=7), Jan. 9-15 ... scored the GWG in a 2-1 victory, Mar. 20 @ DAL, his PPG came with 0:28 remaining in regulation marking his second game-winner of the season ... collected two assists for his seventh multiple-point game of the season, Mar. 22 @ PHX ... recorded a season-high eight shots and tied his season best with 21:12 TOI, Mar. 26 vs. LA ... had a season-best six-game point streak (5-7=12, +8 rating), Jan. 7-18 ... last earned points (and assists) in six straight games from Mar. 17-27, 2006 (1-8=9) with VAN ... earned 8-20=28 points over the last 38 games of the season, dating back to Jan. 7 vs. NSH ... **PLAYOFFS:** played in all six playoff games from Anaheim registering two assists and 14 penalty minutes while averaging 14:14 in ice time ... played in and scored his first post season point (assist) with Anaheim in Game 2 of the CQF, Apr. 12 vs. DAL ... made his Anaheim postseason debut in Game 1 of the CQF, Apr. 10 vs. DAL

## CAREER HIGHLIGHTS


**2006-07:** Appeared in his 12th NHL season...played in a total of 15 regular season games, sitting out the majority of the season (67 games) after having back surgery...appeared in seven contests with Florida, collecting 1-6=7 points with 13 PIM...tied a career-high for points, collecting 1-3=4 in Florida's season opener vs. BOS on Oct. 6...logged a season-high 19:29 TOI on Oct. 9 @ TOR...traded to Detroit from Florida in exchange for Shawn Matthias on Feb. 27, 2007...made his Red Wings debut on March 22 vs. CBJ, coming off the I.R. the same day...recorded a game-high six shots on March 24 vs. STL ... Signed a two-year free agent contract with Anaheim on July 2, 2007...**PLAYOFFS:** appeared in 16 contests with Detroit, advancing to the Conference Final for the first time in his career...collected 1-1=2 points (both PP) in Game 4 of the WCF, May 17 @ ANA...had a two-game point streak (2-1=3), May 15-17...notched an assist in Game 2 of the CSF, Apr. 28 vs. SJ... logged a postseason-high 23:46 TOI and recorded an assist in Game 6 of the CQF, Apr. 22 @ CGY...earned 1-1=2 points with a playoff-high +2 rating in Game 3 of the CQF, Apr. 19 @ CGY...missed Games 1 and 2 of the CQF due to a concussion ... **2005-06:** Completed in his 11th NHL season, his eighth with Vancouver... appeared in all 82 regular season games...named the December winner for the Molson Cup Three Stars award...collected 1-2=3 points on April 13 at SJ...appeared his 700th NHL game, recording his 299th and 300th career assists on March 25 vs. EDM...had a six game point streak (1-8=9), March 17-29...participated in the 2006 Winter Olympic games as a member of Team Canada, earning three points (0-3=3) in six games...scored his second hat trick of the season and the fifth of his career on Jan. 14 at NYI (second goal was his 500th NHL point)...recorded 0-3=3 assists on Dec. 23 vs. CGY...collected a hat trick, (his first since March 17, 2003 at Dallas) on Nov. 13 vs. DET...**2004-05:** Did not play...**2003-04:** Finished the season with 17-43=60 points and 122 PIM...named a starter in the 2004 NHL All-Star Game...missed the final 13 games of the regular season due to suspension, following an incident on March 8 vs. Colorado...scored the OT goal on Dec. 31 at CHI...notched 0-3=3 assists on Dec. 9 vs. PIT...had a five game point streak (2-8=10), Nov. 18-25...scored two goals, extending his point streak to five games (4-4=8) on Nov. 8 vs. MIN...scored the GWG (PPG), his first of the season on Oct. 9 vs. CGY...**2002-03:** Established new career-highs in goals and points...finished third in the NHL in goals and first in PPG goals (25)...named to the First NHL All Star Team for the season...extended his point streak to four games (6-2=8), collecting 2-1=3 points on March 23 vs. Washington...recorded his third career hat trick on March 17 at DAL...had a 12-game point streak (6-8=14), Jan. 17-Feb. 13...scored 2-0=2 goals 61 seconds apart on Jan. 21 at NSH... named to the Western Conference All-Star Team on Jan. 16...had a seven game point streak (7-5=12), Dec. 26-Jan. 10... scored 2-0=2 goals (including the game-winning OT goal)...**PLAYOFFS:** appeared in his third consecutive postseason, all with Vancouver...played in 14 contests, as Vancouver was eliminated in the CSF vs. MIN in seven games...had a three-game point streak (1-2=3), Apr. 16-20...logged a career postseason-high 31:35 TOI in Game 4 of the CSF, May 2 @ MIN...recorded a playoff career-high six shots on net in Game 4 of the CQF, Apr. 16 @ STL... **2001-02:** Finished third in NHL in points...set new career-highs in goals, assists and points...had a 15-game point streak (7-13=20), tying a Canucks franchise record and longest in the NHL for the 2001-02 season, Jan. 3-Feb. 4...scored his second career hat-trick on March 19 at NYR...collected 2-2=4 points (tying a career high) on March 12 at NSH...scored his 100th NHL goal and collected two assists on Oct. 9 @ COL... **PLAYOFFS:** appeared in six contests with VAN in the CQF...eliminated in six games by DET...earned 1-1=2 points in Game 2 of the CQF, Apr. 19 @ DET...had a two-game point streak (2-1=3), Apr. 19-21... **2000-01:** Set new career highs in assists and points...recorded two assists, including one on the OT game winner on April 5 vs. LA...appeared in his 400th NHL game on March 28 vs. DAL...notched his first career hat trick on Dec. 30 at SJ...collected 2-2=4 points (the first four-point game of his career) on Nov. 21 @ STL...**PLAYOFFS:** appeared in four contests with Vancouver in the CQF...eliminated in four games by COL...collected his first playoff goal in Game 1 of the CQF, Apr. 12 @ COL...collected 1-1=2 points in Game 3 of the CQF, Apr. 16 vs. COL...had a three-game point streak (2-2=4), Apr. 12-18 **1999-00:** Set new career highs for goals, assists and points... finished fourth in team scoring...notched two goals 15 seconds apart on Jan. 17 vs. TOR ...had a six-game point streak (4-3=7), Dec. 29 - Jan. 12...played in his 250th NHL game on Oct. 13 vs. CGY...**1998-99:** Scored his 100th NHL point (an assist) on Oct. 25 @ TB...missed 31 games due to a fractured tibia suffered on Nov. 1...suffered a torn ACL in his left knee on March 5 vs. CGY and missed the remainder of the season...**1997-98:** Collected 1-1=2 points in his first game with VAN on Feb. 7 vs. San Jose...played in his 200th NHL game on March 9 vs. STL...represented Canada at the 1998 World Hockey Championships in Switzerland...**1996-97:** Recorded 10-13=23 points in his sophomore NHL season...had a career-high four-game goal streak (4-0=4), March 4-11...had a career-high five-game point streak, March 19-29...assigned to Utah (IHL) on Dec. 12... **1995-96:** Made his NHL debut with NYI at BOS, collecting 1-1=2 points on Oct. 7...became the first Islanders rookie to score in his debut since Greg Parks in 1990...fourth on team in scoring...had a pair of four-game point-scoring streaks (Nov 28-Dec 5, (3-3=6) and Apr 8-13 (4-2=6))...recorded 2-1=3 points (first two-goal and three-point game of his career) on April 10 at PIT

## INTERNATIONAL HIGHLIGHTS

The 2006 Olympic Winter Games marked the third time he has represented Canada internationally, where he played in five games and registered three assists ... represented Canada at the 2000 IIHF Men's World Championship in Russia, where he led the team in scoring with nine points in nine games ... played with Canada at the 1998 IIHF Men's World Championship in Switzerland


## JUNIOR HIGHLIGHTS

In four seasons with the Guelph Storm (OHL), collected 116-164=280 in 230 career appearances...his 54-65=119 points during the 1994-95 season (last junior season) were a career-high and ranked sixth in the OHL...he was selected to the OHL Second All-Star team in 1995.



**RENE BOURQUE**

**WE <sup>LE</sup> ARE <sub>THE</sub>  of RED™**



# 17 RENE BOURQUE - LW

**BORN:** Winnipeg, MB  
**DATE:** December 10, 1981  
**HEIGHT:** 6'2"  
**WEIGHT:** 207 lbs.  
**SHOOTS:** Left

**HOW ACQUIRED:** Signed as a free agent in July 2008

## CAREER RECORD

| Season        | Club      | Lea. | REGULAR SEASON |            |           |           |           | PLAYOFFS   |          |          |          |          |          |
|---------------|-----------|------|----------------|------------|-----------|-----------|-----------|------------|----------|----------|----------|----------|----------|
|               |           |      | GP             | G          | A         | PTS       | PIM       | GP         | G        | A        | PTS      | PIM      |          |
| 2000-01       | Wisconsin | WCHA | 32             | 10         | 5         | 15        | 18        | -          | -        | -        | -        | -        |          |
| 2001-02       | Wisconsin | WCHA | 38             | 12         | 7         | 19        | 26        | -          | -        | -        | -        | -        |          |
| 2002-03       | Wisconsin | WCHA | 40             | 19         | 8         | 27        | 54        | -          | -        | -        | -        | -        |          |
| 2003-04       | Wisconsin | WCHA | 42             | 16         | 20        | 36        | 74        | -          | -        | -        | -        | -        |          |
| 2004-05       | Norfolk   | AHL  | 78             | 33         | 27        | 60        | 105       | 6          | 1        | 0        | 1        | 8        |          |
| 2005-06       | Chicago   | NHL  | 77             | 16         | 18        | 34        | 56        | -          | -        | -        | -        | -        |          |
| 2006-07       | Chicago   | NHL  | 44             | 7          | 10        | 17        | 38        | -          | -        | -        | -        | -        |          |
|               | Norfolk   | AHL  | 1              | 0          | 0         | 0         | 0         | -          | -        | -        | -        | -        |          |
| 2007-08       | Chicago   | NHL  | 62             | 10         | 14        | 24        | 42        | -          | -        | -        | -        | -        |          |
| <b>TOTALS</b> |           |      | <b>NHL</b>     | <b>183</b> | <b>33</b> | <b>42</b> | <b>75</b> | <b>136</b> | -        | -        | -        | -        | -        |
|               |           |      | <b>AHL</b>     | <b>79</b>  | <b>33</b> | <b>27</b> | <b>60</b> | <b>105</b> | <b>6</b> | <b>1</b> | <b>0</b> | <b>1</b> | <b>8</b> |

## BOURQUE VS. NHL

| TEAM               | Regular Season |           |           |           |            | Playoffs |          |          |          |          |
|--------------------|----------------|-----------|-----------|-----------|------------|----------|----------|----------|----------|----------|
|                    | GP             | G         | A         | PTS       | PIM        | GP       | G        | A        | PTS      | PIM      |
| Anaheim            | 10             | 2         | 0         | 2         | 6          | 0        | 0        | 0        | 0        | 0        |
| Atlanta            | 2              | 0         | 0         | 0         | 0          | 0        | 0        | 0        | 0        | 0        |
| Boston             | 1              | 0         | 0         | 0         | 0          | 0        | 0        | 0        | 0        | 0        |
| Carolina           | 2              | 0         | 1         | 1         | 2          | 0        | 0        | 0        | 0        | 0        |
| Calgary            | 7              | 1         | 2         | 3         | 4          | 0        | 0        | 0        | 0        | 0        |
| Columbus           | 21             | 1         | 6         | 7         | 8          | 0        | 0        | 0        | 0        | 0        |
| Colorado           | 9              | 1         | 2         | 3         | 6          | 0        | 0        | 0        | 0        | 0        |
| Dallas             | 11             | 4         | 1         | 5         | 12         | 0        | 0        | 0        | 0        | 0        |
| Detroit            | 21             | 5         | 1         | 6         | 8          | 0        | 0        | 0        | 0        | 0        |
| Edmonton           | 7              | 2         | 0         | 2         | 10         | 0        | 0        | 0        | 0        | 0        |
| Florida            | 1              | 1         | 0         | 1         | 0          | 0        | 0        | 0        | 0        | 0        |
| Los Angeles        | 10             | 2         | 4         | 6         | 16         | 0        | 0        | 0        | 0        | 0        |
| Minnesota          | 8              | 2         | 6         | 8         | 10         | 0        | 0        | 0        | 0        | 0        |
| Montreal           | 2              | 0         | 1         | 1         | 4          | 0        | 0        | 0        | 0        | 0        |
| New Jersey         | 1              | 0         | 0         | 0         | 2          | 0        | 0        | 0        | 0        | 0        |
| New York           | 2              | 0         | 0         | 0         | 0          | 0        | 0        | 0        | 0        | 0        |
| New York           | 1              | 0         | 0         | 0         | 0          | 0        | 0        | 0        | 0        | 0        |
| Nashville          | 17             | 4         | 4         | 8         | 6          | 0        | 0        | 0        | 0        | 0        |
| Ottawa             | 1              | 0         | 0         | 0         | 2          | 0        | 0        | 0        | 0        | 0        |
| Philadelphia       | 2              | 0         | 0         | 0         | 4          | 0        | 0        | 0        | 0        | 0        |
| Phoenix            | 8              | 1         | 4         | 5         | 8          | 0        | 0        | 0        | 0        | 0        |
| Pittsburgh         | 1              | 0         | 0         | 0         | 0          | 0        | 0        | 0        | 0        | 0        |
| San Jose           | 9              | 0         | 1         | 1         | 8          | 0        | 0        | 0        | 0        | 0        |
| St. Louis          | 18             | 4         | 7         | 11        | 10         | 0        | 0        | 0        | 0        | 0        |
| Tampa Bay          | 1              | 0         | 1         | 1         | 0          | 0        | 0        | 0        | 0        | 0        |
| Toronto            | 1              | 0         | 0         | 0         | 0          | 0        | 0        | 0        | 0        | 0        |
| Vancouver          | 7              | 2         | 1         | 3         | 10         | 0        | 0        | 0        | 0        | 0        |
| Washington         | 2              | 1         | 0         | 1         | 0          | 0        | 0        | 0        | 0        | 0        |
| <b>NHL Totals:</b> | <b>183</b>     | <b>33</b> | <b>42</b> | <b>75</b> | <b>136</b> | <b>0</b> | <b>0</b> | <b>0</b> | <b>0</b> | <b>0</b> |

## NHL HIGHLIGHTS

### FIRSTS:

**First GP:**..... 10/05/2005 vs ANA  
**First Goal:**..... 10/05/2005 vs ANA  
**First Asst:**..... 10/23/2005 vs MIN

### MOSTS: MOST RECENTLY

**Goals:**..... 2 (4X) 02/28/2008 at DAL  
**Assists:**..... 3 (1X) 03/10/2007 at PHX  
**Points:**..... 3 (5X) 11/17/2007 at DET (2G-1A)  
**SOG:**..... 7 (1X) 11/06/2005 vs PHX  
**PIM:**..... 4 (10X) 03/30/2008 vs CBJ  
**+/-:**..... 3 (2X) 03/10/2007 at PHX

### LONGEST PERSONAL STREAKS:

**Goals:**..... 3 (1X)03/01/2006 03/05/2006 (4G)  
**Assists:**..... 2 (5X)03/10/2007 03/15/2007 (4A)  
**Pts:**..... 6 (1X)03/06/2007 03/21/2007 (3G-5A)

### CUPS: NONE



## 2007-08 HIGHLIGHTS

Finished the season T-3rd in the NHL with five SHG and T-4th with 7 SHPTS ... missed three games Nov. 17-20 due to pulled groin ... had two assists and a +2 rating at St. Louis Nov. 3 ... had two assists vs. Columbus on Nov. 7 ... his first goal of the season was a short-handed, game-winning goal vs. St. Louis on Nov. 9 ... had a pair of assists and was a +2 in a 4-2 win at Minnesota on Mar. 4th ... tied a franchise record by scoring two short-handed goal in a game at Detroit on Nov. 17, and tied his career-high for points in a game with three points (2 goals, 1 assist) before suffering a broken thumb ... missed 14 games due to a broken thumb, Nov. 22-Dec. 23 ... had a goal and an assist vs. St. Louis on Jan. 16, 2008 ... had an assist and was a +2 in a 7-2 win at Columbus on Feb. 13th ... scored a goal and was a +2 in a 6-1 win at Nashville on Feb. 14th ... had a pair of assists and was a +2 in a 3-0 win vs. Minnesota on Feb. 20th ... scored a pair of shorthanded goals at Dallas on Feb. 28th which marked the 2nd time this season he has scored 2 SHG in a game ... preseason: 5 gp -2-2=4 and 2 PIM

## CAREER HIGHLIGHTS

**2006-07:** Appeared in 44 games, recording 17 points (7 goals, 10 assists) ... Missed 13 games due to a deep neck laceration, 22 games due to an ankle injury and 2 games due to the flu ... Tied his career-high with 3 points (1 goal, 2 assists) including his first shorthanded career goal in the 8-6 win at Nashville on Oct. 5 ... Scored a power play goal and added an assist on Oct. 20 at Dallas ... Played his 100th career game on Dec. 29 against Boston ... Assigned to Norfolk on Jan. 22 for conditioning stint ... Recalled on Jan. 28 ... Scored the game winning goal in a 3-0 win over Los Angeles on March 6 ... Earned a career-high 3 assists in a 7-5 win at Phoenix on Mar. 10 ... **2005-06:** Appeared in 77 games as a rookie for the Blackhawks tallying 34 points (16 goals, 18 assists) and a plus-3 rating ... Finished 22nd in the NHL in rookie scoring with 34 points ... Was 4th on the Blackhawks in scoring with 34 points ... Made his NHL debut in the season opener Oct. 5 vs. Anaheim and scored his first career goal on a power play ... Scored a goal and added 2 assists for a career-high 3 points in a 4-2 win vs. Minnesota on Oct. 23 ... Had 2 goals, including the game-winner, and was a plus-2 in a 4-3 win at Edmonton on Nov. 19 ... Scored the game-winner and added 2 assists and was a plus-3 in 4-3 win over Nashville on April 5 ... **2004-05:** Appeared in 78 games for Norfolk registering a team-high and franchise record in goals (33), team highs in assists (27), and points (60) ... Skated in 6 playoff games and tallied 1 goal ... Scored his first professional goal, the game winner, in his pro debut at Hershey on Oct. 16, 2004 ... Notched his first pro career hat trick Jan. 28 vs. Springfield ... Named the Reebok AHL Rookie of the Month for January ... Named to the Canadian Team All-Stars for the 2005 Dodge AHL All-Star Classic on Feb. 9 ... Won the CCM Vector Hardest Shot contest (99.8 mph) at the 2005 AHL All-Star Skills Competition held Feb. 13 ... Named to the 2005 AHL All-Rookie Team April 6 ... Winner of the Dudley "Red" Garrett Memorial Award as the AHL's Outstanding Rookie on April 13 ... Tallied his first pro playoff goal in his first pro playoff game at Philadelphia on April 22

## COLLEGE HIGHLIGHTS

**2003-04:** In his last season as a Badger, tallied 36 points (16 goals, 20 assists) in 42 games with a plus-13 rating and 74 penalty minutes ... **2002-03:** Wisconsin's top scorer with 27 points and 19 goals ... Was the only Badger with double-figure goals in WCHA games with 12 ... Led the team with 7 power-play goals, 4 game-winning goals and 162 shots ... Had team-best 8-game scoring streak for 10 points (6 goals, 4 assists) from Dec. 30 - Jan. 24 ... Scored goals in 5 consecutive contests from Dec. 30 - Jan. 11 ... One of three Badgers to record a short-handed tally ... **2001-02:** Collected 19 points (12 goals, 7 assists) and 26 penalty minutes in 38 games with Wisconsin ... One of only two Badgers to reach double figures in goals scored (12) for both the 2000-01 and 2001-02 season ... Scored game-winning goals in back-to-back games vs. North Dakota on Dec. 7-8 ... Set career-highs in goals, assists and points ... Scored his first career power-play goal at Michigan on Nov. 24 ... Was honored as the U.S. College Hockey Online Offensive Player of the Week on Dec. 11 for play vs. North Dakota (2 goals, 1 assist, 3 points, 2 game-winning goals) ... **2000-01:** Played in his first season with the University of Wisconsin recording 15 points (10 goals, 5 assists) and 18 penalty minutes in 32 games played ... One of four players to reach double figures in goals scored (10) ... Scored his first career game-winning goal at Wisconsin in 6-4 win over Denver in WCHA playoffs ... 5 of his 10 goals came vs. Colorado College

## JUNIOR HIGHLIGHTS


**1999-00:** Played with the St. Albert Saints of the Alberta Junior Hockey League (AJHL) ... Scored 44 goals and 41 assists for 85 points in 63 games for the Saints, finishing second in team scoring ... fourth in goals scored in the AJHL ... **1999-00:** Named to the AJHL Rookie Team (1999-2000) ... Runner-up for the AJHL Rookie of the Year (1999-2000) ... Was named the Saints' Rookie of the Year



**DUSTIN BOYD**

WE  
ARE





# 41 DUSTIN BOYD - LW/C

**BORN:** Winnipeg, MB  
**DATE:** July 16, 1986  
**HEIGHT:** 6'1"  
**WEIGHT:** 196 lbs.  
**SHOOTS:** Left

**HOW ACQUIRED:** 3rd round, 98th overall, in the 2004 Entry Draft

## CAREER RECORD

| Season        | Club              | Lea. | REGULAR SEASON |            |            |            |            | PLAYOFFS   |           |           |           |           |
|---------------|-------------------|------|----------------|------------|------------|------------|------------|------------|-----------|-----------|-----------|-----------|
|               |                   |      | GP             | G          | A          | PTS        | PIM        | GP         | G         | A         | PTS       | PIM       |
| 2001-02       | Winnipeg Warriors | MMHL | 40             | 50         | 57         | 107        | 16         | -          | -         | -         | -         | -         |
| 2002-03       | Moose Jaw         | WHL  | 63             | 11         | 17         | 28         | 15         | 13         | 0         | 3         | 3         | 2         |
| 2003-04       | Moose Jaw         | WHL  | 72             | 18         | 20         | 38         | 40         | 10         | 2         | 2         | 4         | 8         |
| 2004-05       | Moose Jaw         | WHL  | 66             | 26         | 35         | 61         | 57         | 5          | 1         | 2         | 3         | 2         |
| 2005-06       | Moose Jaw         | WHL  | 64             | 48         | 42         | 90         | 34         | 22         | 7         | 11        | 18        | 10        |
| 2006-07       | Omaha             | AHL  | 66             | 27         | 33         | 60         | 34         | 6          | 1         | 1         | 2         | 0         |
|               | Calgary           | NHL  | 13             | 2          | 2          | 4          | 4          | -          | -         | -         | -         | -         |
| 2007-08       | Canada            | WJC  | 6              | 4          | 2          | 6          | 0          | -          | -         | -         | -         | -         |
|               | Calgary           | NHL  | 48             | 7          | 5          | 12         | 6          | -          | -         | -         | -         | -         |
|               | Quad City         | AHL  | 18             | 2          | 7          | 9          | 4          | -          | -         | -         | -         | -         |
| <b>TOTALS</b> |                   |      | <b>NHL</b>     | <b>61</b>  | <b>9</b>   | <b>7</b>   | <b>16</b>  | <b>10</b>  | <b>-</b>  | <b>-</b>  | <b>-</b>  | <b>-</b>  |
|               |                   |      | <b>AHL</b>     | <b>84</b>  | <b>29</b>  | <b>40</b>  | <b>69</b>  | <b>38</b>  | <b>6</b>  | <b>1</b>  | <b>2</b>  | <b>0</b>  |
|               |                   |      | <b>WHL</b>     | <b>265</b> | <b>103</b> | <b>114</b> | <b>217</b> | <b>146</b> | <b>50</b> | <b>10</b> | <b>18</b> | <b>28</b> |

## BOYD VS. NHL

| TEAM               | Regular Season |          |          |           |           | Playoffs |          |          |          |          |
|--------------------|----------------|----------|----------|-----------|-----------|----------|----------|----------|----------|----------|
|                    | GP             | G        | A        | PTS       | PIM       | GP       | G        | A        | PTS      | PIM      |
| Anaheim            | 4              | 1        | 0        | 1         | 0         | 0        | 0        | 0        | 0        | 0        |
| Carolina           | 1              | 1        | 0        | 1         | 0         | 0        | 0        | 0        | 0        | 0        |
| Chicago            | 3              | 0        | 0        | 0         | 0         | 0        | 0        | 0        | 0        | 0        |
| Columbus           | 5              | 0        | 0        | 0         | 0         | 0        | 0        | 0        | 0        | 0        |
| Colorado           | 3              | 1        | 1        | 2         | 0         | 0        | 0        | 0        | 0        | 0        |
| Dallas             | 4              | 1        | 1        | 2         | 0         | 0        | 0        | 0        | 0        | 0        |
| Detroit            | 2              | 0        | 0        | 0         | 0         | 0        | 0        | 0        | 0        | 0        |
| Edmonton           | 6              | 1        | 0        | 1         | 2         | 0        | 0        | 0        | 0        | 0        |
| Florida            | 1              | 0        | 0        | 0         | 0         | 0        | 0        | 0        | 0        | 0        |
| Los Angeles        | 5              | 1        | 2        | 3         | 0         | 0        | 0        | 0        | 0        | 0        |
| Minnesota          | 4              | 0        | 0        | 0         | 4         | 0        | 0        | 0        | 0        | 0        |
| New Jersey         | 1              | 0        | 0        | 0         | 0         | 0        | 0        | 0        | 0        | 0        |
| NY Islanders       | 1              | 1        | 0        | 1         | 0         | 0        | 0        | 0        | 0        | 0        |
| NY Rangers         | 1              | 0        | 0        | 0         | 0         | 0        | 0        | 0        | 0        | 0        |
| Nashville          | 3              | 0        | 0        | 0         | 2         | 0        | 0        | 0        | 0        | 0        |
| Phoenix            | 3              | 0        | 0        | 0         | 0         | 0        | 0        | 0        | 0        | 0        |
| Pittsburgh         | 1              | 0        | 0        | 0         | 0         | 0        | 0        | 0        | 0        | 0        |
| San Jose           | 2              | 0        | 1        | 1         | 0         | 0        | 0        | 0        | 0        | 0        |
| St. Louis          | 3              | 1        | 1        | 2         | 0         | 0        | 0        | 0        | 0        | 0        |
| Tampa Bay          | 1              | 0        | 0        | 0         | 0         | 0        | 0        | 0        | 0        | 0        |
| Vancouver          | 6              | 1        | 1        | 2         | 2         | 0        | 0        | 0        | 0        | 0        |
| Washington         | 1              | 0        | 0        | 0         | 0         | 0        | 0        | 0        | 0        | 0        |
| <b>NHL Totals:</b> | <b>61</b>      | <b>9</b> | <b>7</b> | <b>16</b> | <b>10</b> | <b>0</b> | <b>0</b> | <b>0</b> | <b>0</b> | <b>0</b> |

## NHL HIGHLIGHTS

### FIRSTS:

**First GP:**..... 11/01/2006 at DET  
**First Asst:**..... 12/19/2006 at LA  
**First Goal:**..... 01/06/2007 vs DAL

### MOSTS: MOST RECENTLY

**Goals:**..... 1 (9X) 04/05/2008 at VAN  
**Assists:**..... 1 (7X) 03/10/2008 vs STL  
**Points:**..... 1 (16X) 04/05/2008 at VAN (1G-0A)  
**SOG:**..... 4 (1X) 11/29/2007 vs ANA  
**PIM:**..... 4 (1X) 04/03/2008 at MIN  
**+/-:**..... 1 (16X) 04/05/2008 at VAN

### LONGEST PERSONAL STREAKS:

**Goals:**..... 1 (9X) 04/05/2008 04/05/2008 (1G)  
**Assists:**..... 2 (1X) 12/19/2006 12/27/2006 (2A)  
**Pts:**..... 2 (1X) 12/19/2006 12/27/2006 (0G-2A)

### CUPS: NONE

## 2007-08 HIGHLIGHTS

Set career highs in games played (48), goals (7), assists (5), points (12), and PIMS (6) ... played in 18 games for the Quad City Flames scoring two goals and adding seven assists .... recalled from Quad City on Nov. 22 ... registered his first point of the season with Calgary adding an assist on Nov. 24 CGY 5 @ COL 2 ... scored his first of the season (GWG) on Dec. 4 STL 1 @ CGY 3 ... went a perfect 4/4 in the faceoff circle on Feb. 12 CGY 4 @ SJS 3 OT

## CAREER HIGHLIGHTS

**2006-07:** Named to the AHL Canadian All-Star Team ... tied for the Omaha team lead in scoring with 60 points (28 goals and 32 assists)...tied for eighth amongst AHL rookies in scoring (60 Points)...tied for third amongst AHL rookies and led Omaha in power-play goals (15)...ranked fourth amongst AHL rookies in shooting percentage (.185)...was ranked as the 34th best prospect in hockey and the second best prospect in the Calgary organization by the 2007 edition of The Hockey News Future Watch...netted his fifth multiple goal game of the season with a pair of tallies on March 24th vs. Houston... recorded his seventh three-point night (a goal and two assists) of the year on March 10th vs. Grand Rapids...recorded the game-winning goal in a 4-2 Omaha victory over Chicago on February 25th, the tally marked Boyd's fourth game-winning goal of the season...recorded three points (a goal and two assists) on Feb. 8th vs. Houston...returned to Omaha for the remainder of the season on Jan. 21st...scored his first NHL goal, a game-winning tally, on Jan. 6th vs. Dallas... called up to Calgary for the third time on Jan. 4th...returned to Omaha on Dec. 30th following his second stint in Calgary...scored his first career NHL point with an assist on a game-winning goal on Dec. 19th vs. Los Angeles...earned his second NHL recall of the season on Dec. 19th... recorded his fifth three-point night of the season with a goal and two assists on Dec. 9th vs. Houston...recorded his second career multiple goal game with a pair of tallies on Nov. 17th vs. Milwaukee...recorded the first hat trick of his professional career on Nov. 9th in Toronto...sent back to Omaha on Nov. 4th after being held scoreless in two games during his first stint with Calgary...made his NHL debut on Nov. 1st at Detroit. Boyd was held scoreless in the game... recorded 13 points (four goals and nine assists), including three game-winning goals, in nine October games to earn a recall to Calgary on Oct. 31st...scored his first professional goal on Oct. 7th at Milwaukee, the tally held up as the game-winning goal, also added two assists to record the first three-point game of his career... recorded two points (both assists) in his pro debut on Oct. 6th at Peoria ... **PLAYOFFS:** played in all six games vs. Iowa, registering one goal and one assist

## INTERNATIONAL HIGHLIGHTS

Captured a gold medal as a member of Team Canada at the 2006 World Junior Hockey Championship. Boyd recorded six points (four goals and two assists) during six appearances at the tournament

## JUNIOR HIGHLIGHTS

Appeared in 265 Western Hockey League games with the Moose Jaw Warriors from 2002 through 2006... Boyd scored 103 goals with 114 assists for 217 points during his WHL career...was a member of the Western Hockey League (WHL) East First All-Star Team at the conclusion of the 2005-06 season


WE  
ARE





**MICHAEL CAMMALLERI**

**WE ARE THE  of RED™**



# 13 MICHAEL CAMMALLERI - LW

**BORN:** Richmond Hill, ON  
**DATE:** June 8, 1982  
**HEIGHT:** 5'9"  
**WEIGHT:** 178 lbs.  
**SHOOTS:** Left

**HOW ACQUIRED:** Traded to Calgary by Los Angeles on June 20, 2008 with Calgary's 2nd round choice in the 2008 Entry Draft for Calgary's 1st round choice in the 2008 Entry Draft and Calgary's 2nd round choice in the 2009 Entry Draft

## CAREER RECORD

| Season        | Club           | Lea. | REGULAR SEASON |            |           |            |            | PLAYOFFS   |          |          |          |          |          |
|---------------|----------------|------|----------------|------------|-----------|------------|------------|------------|----------|----------|----------|----------|----------|
|               |                |      | GP             | G          | A         | PTS        | PIM        | GP         | G        | A        | PTS      | PIM      |          |
| 1999-00       | U. of Michigan | NCAA | 39             | 13         | 13        | 26         | 32         | -          | -        | -        | -        | -        |          |
| 2000-01       | U. of Michigan | NCAA | 42             | 29         | 32        | 61         | 24         | -          | -        | -        | -        | -        |          |
| 2001-02       | U. of Michigan | NCAA | 28             | 23         | 20        | 43         | 24         | -          | -        | -        | -        | -        |          |
| 2002-03       | Los Angeles    | NHL  | 28             | 5          | 3         | 8          | 22         | -          | -        | -        | -        | -        |          |
| 2002-03       | Manchester     | AHL  | 13             | 5          | 15        | 20         | 12         | -          | -        | -        | -        | -        |          |
| 2003-04       | Los Angeles    | NHL  | 31             | 9          | 6         | 15         | 20         | -          | -        | -        | -        | -        |          |
| 2003-04       | Manchester     | AHL  | 41             | 20         | 19        | 39         | 28         | 1          | 0        | 1        | 1        | 0        |          |
| 2004-05       | Manchester     | AHL  | 79             | 46         | 63        | 109        | 60         | 6          | 1        | 5        | 6        | 0        |          |
| 2005-06       | Los Angeles    | NHL  | 80             | 26         | 29        | 55         | 50         | -          | -        | -        | -        | -        |          |
| 2006-07       | Los Angeles    | NHL  | 81             | 34         | 46        | 80         | 48         | -          | -        | -        | -        | -        |          |
| 2007-08       | Los Angeles    | NHL  | 63             | 19         | 28        | 47         | 30         | -          | -        | -        | -        | -        |          |
| <b>TOTALS</b> |                |      | <b>NHL</b>     | <b>283</b> | <b>93</b> | <b>112</b> | <b>205</b> | <b>170</b> | -        | -        | -        | -        | -        |
|               |                |      | <b>AHL</b>     | <b>133</b> | <b>71</b> | <b>97</b>  | <b>168</b> | <b>100</b> | <b>7</b> | <b>1</b> | <b>6</b> | <b>7</b> | <b>0</b> |

## CAMMALLERI VS. NHL

| TEAM               | Regular Season |           |            |            | Playoffs   |          |          |          |          |          |
|--------------------|----------------|-----------|------------|------------|------------|----------|----------|----------|----------|----------|
|                    | GP             | G         | A          | PTS        | PIM        | GP       | G        | A        | PTS      | PIM      |
| Anaheim            | 26             | 12        | 12         | 24         | 18         | 0        | 0        | 0        | 0        | 0        |
| Atlanta            | 3              | 0         | 3          | 3          | 2          | 0        | 0        | 0        | 0        | 0        |
| Boston             | 2              | 2         | 1          | 3          | 0          | 0        | 0        | 0        | 0        | 0        |
| Buffalo            | 2              | 1         | 2          | 3          | 2          | 0        | 0        | 0        | 0        | 0        |
| Carolina           | 2              | 0         | 0          | 0          | 0          | 0        | 0        | 0        | 0        | 0        |
| Calgary            | 10             | 5         | 2          | 7          | 8          | 0        | 0        | 0        | 0        | 0        |
| Chicago            | 13             | 5         | 7          | 12         | 8          | 0        | 0        | 0        | 0        | 0        |
| Columbus           | 13             | 5         | 5          | 10         | 6          | 0        | 0        | 0        | 0        | 0        |
| Colorado           | 14             | 4         | 10         | 14         | 18         | 0        | 0        | 0        | 0        | 0        |
| Dallas             | 31             | 5         | 9          | 14         | 20         | 0        | 0        | 0        | 0        | 0        |
| Detroit            | 12             | 5         | 4          | 9          | 6          | 0        | 0        | 0        | 0        | 0        |
| Edmonton           | 13             | 6         | 3          | 9          | 8          | 0        | 0        | 0        | 0        | 0        |
| Florida            | 3              | 3         | 2          | 5          | 0          | 0        | 0        | 0        | 0        | 0        |
| Minnesota          | 14             | 3         | 4          | 7          | 6          | 0        | 0        | 0        | 0        | 0        |
| Montreal           | 4              | 0         | 1          | 1          | 0          | 0        | 0        | 0        | 0        | 0        |
| New Jersey         | 2              | 1         | 0          | 1          | 2          | 0        | 0        | 0        | 0        | 0        |
| NY Islanders       | 1              | 1         | 0          | 1          | 2          | 0        | 0        | 0        | 0        | 0        |
| NY Rangers         | 3              | 0         | 0          | 0          | 2          | 0        | 0        | 0        | 0        | 0        |
| Nashville          | 16             | 8         | 3          | 11         | 10         | 0        | 0        | 0        | 0        | 0        |
| Ottawa             | 3              | 0         | 1          | 1          | 0          | 0        | 0        | 0        | 0        | 0        |
| Philadelphia       | 2              | 0         | 0          | 0          | 2          | 0        | 0        | 0        | 0        | 0        |
| Phoenix            | 29             | 9         | 13         | 22         | 20         | 0        | 0        | 0        | 0        | 0        |
| Pittsburgh         | 3              | 1         | 2          | 3          | 0          | 0        | 0        | 0        | 0        | 0        |
| San Jose           | 25             | 7         | 11         | 18         | 8          | 0        | 0        | 0        | 0        | 0        |
| St. Louis          | 17             | 5         | 7          | 12         | 8          | 0        | 0        | 0        | 0        | 0        |
| Tampa Bay          | 1              | 0         | 0          | 0          | 0          | 0        | 0        | 0        | 0        | 0        |
| Toronto            | 2              | 0         | 0          | 0          | 2          | 0        | 0        | 0        | 0        | 0        |
| Vancouver          | 14             | 3         | 8          | 11         | 8          | 0        | 0        | 0        | 0        | 0        |
| Washington         | 3              | 2         | 2          | 4          | 4          | 0        | 0        | 0        | 0        | 0        |
| <b>NHL Totals:</b> | <b>283</b>     | <b>93</b> | <b>112</b> | <b>205</b> | <b>170</b> | <b>0</b> | <b>0</b> | <b>0</b> | <b>0</b> | <b>0</b> |

## NHL HIGHLIGHTS

### FIRSTS:

First GP: ..... 11/08/2002 at OTT  
 First Asst: ..... 11/08/2002 at OTT  
 First Goal: ..... 11/16/2002 at EDM

### MOSTS: MOST RECENTLY

Goals: ..... 2 (11X) 10/23/2007 vs NSH  
 Assists: ..... 3 (3X) 02/21/2008 vs STL  
 Points: ..... 4 (1X) 02/03/2007 at FLA (2G-2A)  
 SOG: ..... 9 (2X) 03/12/2007 vs EDM  
 PIM: ..... 6 (2X) 12/23/2005 at EDM  
 +/-: ..... 3 (3X) 02/21/2008 vs STL

### LONGEST PERSONAL STREAKS:

Goals: ..... 5 (2X) 04/05/2007 10/06/2007 (6G)  
 Assists: ..... 4 (4X) 02/17/2007 02/24/2007 (7A)  
 Pts: ..... 8 (2X) 03/29/2007 10/06/2007 (7G-5A)

### CUPS: NONE

## 2007-08 HIGHLIGHTS

Finished the season 5th in team scoring with 19 goals and 28 assists for 47 points in 63 games ... Had five-game point streak (3-6-9), which lasted from Feb. 21 to March 2...Notched 200th point in NHL Mar. 2 at Minnesota...Notched three points two consecutive games: (0-3=3 Feb. 21 vs. St. Louis and 1-2=3 Feb. 23 vs. Chicago)...His three assists Feb. 21 vs. St. Louis tied a career high...Notched 100th assist on Feb. 9 at Pittsburgh...Recorded three points (1-2=3) vs. Buffalo Dec. 6...His goal vs. Buffalo on Dec. 6 moved him into 6th place all-time by a Kings left-winger (passing Mike Donnelly)...Recorded three points (1-2=3) at San Jose Nov. 2...Had second three-game goal-scoring streak (4 goals during the streak) that lasted from Oct. 18 through Oct. 23...Scored his 10th goal of the season in the Kings' 10th game Oct. 23 vs. Nashville...Had a three-game goal streak (3 goals during the streak) that lasted from Sept. 29 - Oct. 6...Scored the first goal of the NHL season on Sept. 29 vs. Anaheim.

## CAREER HIGHLIGHTS

**2006-07:** Set career highs in goals (34), power play goals (16), game-winning goals (5), assists (46), points (80), power play points (37), plus/minus (plus-5), shots (299), games played (81) and time-on-ice average (18:02)...Led the Kings in power play goals, assists, points, power play points and shots...Also led the Kings with 21 multiple-point games...Finished 11th in the NHL with 299 shots...Led all Kings forwards and ranked third overall on the club in power play time-on-ice average (4:39)...Won 54.2 percent of his face-offs (163 of 301)...Ranked second on the club in shooting percentage (11.4)...Finished with two shootout goals (2-for-6, 33.3 percent)...The first King to reach 80 points in one season since Ziggy Palffy (85 points, 2002-03)...Voted winner of the Bill Libby Memorial Award as the team's Most Valuable Player by members of the media...Scored his first career overtime goal versus Anaheim on March 1, 2007...Skated in his 200th career Kings/NHL game versus Vancouver on February 22, 2007...Recorded a career high four points (2-2=4) at Florida on February 3, 2007...Scored his 100th career Kings/NHL point versus New Jersey on November 27, 2006...Established a new career high for most points in one month with 17 points (4-13=17) in nine February games ... **2005-06:** In his first full NHL season he led the Kings in a number of categories including most goals (26), most power play goals (15), most shots (206) and face-off winning percentage (53.5 percent)...Finished fourth overall in scoring with 55 points (26-29=55) and fifth in assists with 29...His four game-winning goals tied with Alexander Frolov for second on the team (Pavol Demitra led the Kings with 7 game-winning goals)...Had a career high five-game goal streak (6 goals during the streak) that lasted from October 21 - October 29, 2005...Averaged 16:45 of ice time per game...Played in his 100th career Kings/NHL game vs. Phoenix on January 5, 2006...Recorded 25 points (12-13=25) at home and 30 points (14-16=30) on the road ... **2004-05:** Finished second in scoring in the American Hockey League while leading Manchester with 109 points (Binghamton's Jason Spezza led the league with 117 points)...Won the Willie Marshall Award (given to the AHL's top goal scorer) and led the Monarchs with 46 goals...Also led Manchester in assists with 63 (third in the AHL), power play goals with 17 (tied for third in the AHL) and shots with 308 (second in the AHL)...Set Manchester franchise records for goals (46), assists (63), points (109) and power play goals (17) in one season...Was a plus-25 to finish second on the Monarchs among forwards...Had four scoring streaks of more than 10 games during the season with a season high 14-game scoring streak that lasted from October 29 - November 27, 2004 (14-11=25 during the streak)...Recorded three or more points in 11 games...had a seven-game goal streak (10 goals during the streak) that lasted from November 14 - November 27, 2004...Opened the season with 20 goals in his first 22 games...Named a Second Team AHL All-Star at the conclusion of the season...Scored on one of seven shootout attempts (14.3 percent)...was one of six Monarchs picked to play in the AHL's annual All-Star Classic, hosted by Manchester ... **2003-04:** Began the season on the injured list after sustaining a sprained left knee in a preseason game against San Jose on September 21, 2003...Played in two Kings games (recording no points) before being assigned to Manchester on November 7, 2003...Played in five games (scoring five points; 4-1=5) before he was recalled by the Kings on November 17, 2003...Scored in his first game after the recall (vs. Nashville on November 19, 2003) and went on to score 12 points (8-4=12) and register a plus-7 over his next 13 games (November 19 - December 11, 2003)...Included in his streak were a pair of two-goal games; vs. Chicago on November 29, 2003, and vs. Washington on December 6, 2003...Assigned to Manchester on January 3, 2004, and then recalled for a second time on February 20, 2004...Appeared in seven games and scored two points (1-1=2) before being sent back to the Monarchs for the balance of the season ... **2002-03:** Began his first pro season with Manchester and recorded 14 points (4-10=14) in his first nine games before being recalled by the Kings on November 7, 2002...Made his Kings/NHL debut at Ottawa picking up his first Kings/NHL point with an assist on November 8, 2002...Scored his first Kings/NHL goal (a game-winner) in his fifth NHL game at Edmonton on November 16, 2002...Played in 26 of 28 games after his recall (scoring eight points; 5-3=8) before being assigned back to Manchester on January 9, 2003...Recalled by the Kings on two other occasions in January (January 17 and January 27, 2003)...Suffered a concussion (and missed the remaining 31 games of the regular season) at San Jose on January 28, 2003.

## INTERNATIONAL HIGHLIGHTS

Represented Canada and won a gold medal at the 2007 IIHF Men's World Championships (9 GP, 4-3=7)...Also skated for his native country at the 2006 IIHF World Championships (8 GP, 1-4=5)...Won a silver medal and was named the tournament's top forward and served as an alternate captain at the 2002 IIHF World Junior Championships (7 GP, 7-4=11)...Won a bronze medal at the 2001 IIHF World Junior Championships (7 GP, 4-2=6)

## COLLEGE HIGHLIGHTS

**2001-02:** Played with the University of Michigan and was named to the CCHA Second All-Star Team in 2002...NCAA West First All-American Team in 2002 ... **2000-01:** CCHA First Team All-Star in 2001...NCAA West Second All-American Team in 2001



**CRAIG CONROY**

WE  
ARE







# 24 CRAIG CONROY - C

**BORN:** Potsdam, NY  
**DATE:** September 4, 1971  
**HEIGHT:** 6'2"  
**WEIGHT:** 193 lbs.  
**SHOOTS:** Right

**HOW ACQUIRED:** From Los Angeles in exchange for centre Jamie Lundmark and two future draft choices

## CAREER RECORD

| Season  | Club          | Lea.        | REGULAR SEASON |            |            |            |            | PLAYOFFS  |           |           |           |           |
|---------|---------------|-------------|----------------|------------|------------|------------|------------|-----------|-----------|-----------|-----------|-----------|
|         |               |             | GP             | G          | A          | PTS        | PIM        | GP        | G         | A         | PTS       | PIM       |
| 1990-91 | Clarkson      | ECAC        | 39             | 8          | 22         | 30         | 24         | -         | -         | -         | -         | -         |
| 1991-92 | Clarkson      | ECAC        | 32             | 20         | 16         | 36         | 38         | -         | -         | -         | -         | -         |
| 1992-93 | Clarkson      | ECAC        | 35             | 10         | 23         | 33         | 26         | -         | -         | -         | -         | -         |
| 1993-94 | Clarkson      | ECAC        | 34             | 26         | 39         | 65         | 48         | -         | -         | -         | -         | -         |
| 1994-95 | Fredericton   | AHL         | 55             | 26         | 18         | 44         | 29         | 11        | 7         | 3         | 10        | 6         |
| 1994-95 | Montreal      | NHL         | 6              | 1          | 0          | 1          | 0          | -         | -         | -         | -         | -         |
| 1995-96 | Fredericton   | AHL         | 67             | 31         | 38         | 69         | 65         | 10        | 5         | 7         | 12        | 6         |
| 1995-96 | Montreal      | NHL         | 7              | 0          | 0          | 0          | 2          | -         | -         | -         | -         | -         |
| 1996-97 | St. Louis     | NHL         | 61             | 6          | 11         | 17         | 43         | 6         | 0         | 0         | 0         | 8         |
| 1996-97 | Fredericton   | AHL         | 9              | 10         | 6          | 16         | 10         | -         | -         | -         | -         | -         |
| 1996-97 | Worcester     | AHL         | 5              | 5          | 6          | 11         | 2          | -         | -         | -         | -         | -         |
| 1997-98 | St. Louis     | NHL         | 81             | 14         | 29         | 43         | 46         | 10        | 1         | 2         | 3         | 8         |
| 1998-99 | St. Louis     | NHL         | 69             | 14         | 25         | 39         | 38         | 13        | 2         | 1         | 3         | 6         |
| 1999-00 | St. Louis     | NHL         | 79             | 12         | 15         | 27         | 36         | 7         | 0         | 2         | 2         | 2         |
| 2000-01 | St. Louis     | NHL         | 69             | 11         | 14         | 25         | 46         | -         | -         | -         | -         | -         |
| 2000-01 | Calgary       | NHL         | 14             | 3          | 4          | 7          | 14         | -         | -         | -         | -         | -         |
| 2001-02 | Calgary       | NHL         | 81             | 27         | 48         | 75         | 32         | -         | -         | -         | -         | -         |
| 2002-03 | Calgary       | NHL         | 79             | 22         | 37         | 59         | 36         | -         | -         | -         | -         | -         |
| 2003-04 | Calgary       | NHL         | 63             | 8          | 39         | 47         | 44         | 26        | 6         | 11        | 17        | 12        |
|         | USA           | World Cup   | 2              | 0          | 0          | 0          | 0          | -         | -         | -         | -         | -         |
| 2005-06 | Los Angeles   | NHL         | 78             | 22         | 44         | 66         | 78         | -         | -         | -         | -         | -         |
|         | USA           | Olympics    | 6              | 1          | 4          | 5          | 2          | -         | -         | -         | -         | -         |
| 2006-07 | Los Angeles   | NHL         | 52             | 5          | 11         | 16         | 38         | 11        | 7         | 3         | 10        | 6         |
|         | Calgary       | NHL         | 28             | 8          | 13         | 21         | 18         | 6         | 1         | 1         | 2         | 8         |
| 2007-08 | Calgary       | NHL         | 79             | 12         | 22         | 34         | 71         | 7         | 0         | 2         | 2         | 8         |
|         | <b>TOTALS</b> | <b>NHL</b>  | <b>846</b>     | <b>165</b> | <b>312</b> | <b>477</b> | <b>542</b> | <b>75</b> | <b>10</b> | <b>19</b> | <b>29</b> | <b>52</b> |
|         |               | <b>AHL</b>  | <b>136</b>     | <b>72</b>  | <b>68</b>  | <b>140</b> | <b>136</b> | <b>21</b> | <b>12</b> | <b>10</b> | <b>22</b> | <b>12</b> |
|         |               | <b>ECAC</b> | <b>140</b>     | <b>63</b>  | <b>101</b> | <b>164</b> | <b>132</b> | <b>-</b>  | <b>-</b>  | <b>-</b>  | <b>-</b>  | <b>-</b>  |

### CONROY VS. NHL

| TEAM               | Regular Season |            |            |            |            | Playoffs  |           |           |           |           |
|--------------------|----------------|------------|------------|------------|------------|-----------|-----------|-----------|-----------|-----------|
|                    | GP             | G          | A          | PTS        | PIM        | GP        | G         | A         | PTS       | PIM       |
| Anaheim            | 47             | 6          | 20         | 26         | 30         | 0         | 0         | 0         | 0         | 0         |
| Atlanta            | 11             | 0          | 8          | 8          | 8          | 0         | 0         | 0         | 0         | 0         |
| Boston             | 13             | 0          | 3          | 3          | 4          | 0         | 0         | 0         | 0         | 0         |
| Buffalo            | 15             | 1          | 3          | 4          | 4          | 0         | 0         | 0         | 0         | 0         |
| Carolina           | 11             | 3          | 1          | 4          | 0          | 0         | 0         | 0         | 0         | 0         |
| Calgary            | 25             | 8          | 4          | 12         | 21         | 0         | 0         | 0         | 0         | 0         |
| Chicago            | 46             | 11         | 18         | 29         | 36         | 0         | 0         | 0         | 0         | 0         |
| Columbus           | 29             | 8          | 13         | 21         | 27         | 0         | 0         | 0         | 0         | 0         |
| Colorado           | 52             | 17         | 21         | 38         | 34         | 0         | 0         | 0         | 0         | 0         |
| Dallas             | 50             | 9          | 20         | 29         | 38         | 6         | 0         | 0         | 0         | 2         |
| Detroit            | 53             | 5          | 21         | 26         | 36         | 24        | 2         | 4         | 6         | 24        |
| Edmonton           | 47             | 13         | 12         | 25         | 20         | 0         | 0         | 0         | 0         | 0         |
| Florida            | 16             | 0          | 5          | 5          | 8          | 0         | 0         | 0         | 0         | 0         |
| Los Angeles        | 37             | 12         | 17         | 29         | 38         | 4         | 1         | 1         | 2         | 2         |
| Minnesota          | 33             | 4          | 16         | 20         | 32         | 0         | 0         | 0         | 0         | 0         |
| Montreal           | 15             | 1          | 4          | 5          | 8          | 0         | 0         | 0         | 0         | 0         |
| New Jersey         | 16             | 1          | 5          | 6          | 10         | 0         | 0         | 0         | 0         | 0         |
| NY Islanders       | 12             | 2          | 4          | 6          | 2          | 0         | 0         | 0         | 0         | 0         |
| NY Rangers         | 14             | 5          | 9          | 14         | 2          | 0         | 0         | 0         | 0         | 0         |
| Nashville          | 41             | 12         | 14         | 26         | 14         | 0         | 0         | 0         | 0         | 0         |
| Ottawa             | 13             | 3          | 4          | 7          | 8          | 0         | 0         | 0         | 0         | 0         |
| Philadelphia       | 15             | 1          | 6          | 7          | 6          | 0         | 0         | 0         | 0         | 0         |
| Phoenix            | 49             | 8          | 20         | 28         | 51         | 7         | 2         | 1         | 3         | 4         |
| Pittsburgh         | 13             | 3          | 1          | 4          | 10         | 0         | 0         | 0         | 0         | 0         |
| San Jose           | 50             | 8          | 14         | 22         | 32         | 20        | 3         | 7         | 10        | 10        |
| St. Louis          | 26             | 4          | 14         | 18         | 18         | 0         | 0         | 0         | 0         | 0         |
| Tampa Bay          | 15             | 2          | 5          | 7          | 11         | 7         | 1         | 1         | 2         | 4         |
| Toronto            | 24             | 5          | 12         | 17         | 14         | 0         | 0         | 0         | 0         | 0         |
| Vancouver          | 45             | 12         | 14         | 26         | 20         | 7         | 1         | 5         | 6         | 6         |
| Washington         | 13             | 1          | 4          | 5          | 0          | 0         | 0         | 0         | 0         | 0         |
| <b>NHL Totals:</b> | <b>846</b>     | <b>165</b> | <b>312</b> | <b>477</b> | <b>542</b> | <b>75</b> | <b>10</b> | <b>19</b> | <b>29</b> | <b>52</b> |

### NHL HIGHLIGHTS

#### FIRSTS:

**First GP:**..... 02/15/1995 at HFD  
**First Goal:**..... 02/16/1995 at NYR  
**First Asst:**..... 01/05/1997 at NJ

#### MOSTS: MOST RECENTLY

**Goals:**..... 3 (2X) 11/13/2005 at CBJ  
**Assists:**..... 4 (1X) 01/19/2004 at ANA  
**Points:**..... 5 (1X) 11/13/2005 at CBJ (3G-2A)  
**SOG:**..... 6 (2X) 02/11/2004 at VAN  
**PIM:**..... 15 (1X) 02/10/1997 vs PHX  
**+/-:**..... 4 (4X) 11/13/2005 at CBJ

#### LONGEST PERSONAL STREAKS:

**Goals:**..... 4 (4X) 12/17/2005 12/26/2005 (4G)  
**Assists:**..... 8 (1X) 12/28/2005 01/12/2006 (11A)  
**Pts:**..... 12 (1X) 12/17/2005 01/12/2006 (6G-14A)

#### CUPS: NONE

## 2007-08 HIGHLIGHTS

Played in 79 games scoring 12 goals and 22 assists along with 71 penalty minutes ... T-3rd in game winning goals (4) ... recorded five multi-point games ... registered his first goal of the season on Oct. 13 CGY 7 @ NSH 4 ... registered his first multi-point game of the season with a pair of assists on Nov. 20 COL 1 @ CGY 4 ... registered his 300th career assist on Dec. 18 CGY 3 @ CLB 1 ... had a season high three assists on Dec. 29 ANA 3 @ CGY 5 ... scored in back-to-back games (an unassisted goal) on Mar. 7 NSH 2 @ CGY 1 (OT) ... scored the game winning goal, and was 12/17(71%) in the face-off circle on Mar. 20 COL 1 @ CGY 2, and was named as the game's First Star for the first time this season ... **PLAYOFFS:** played in all seven playoff games registering two assists and eight penalty minutes and averaging 16:42 in ice time ... went 12/16 (75%) in the face-off circle on Apr. 20 SJS 0 @ CGY 2

## CAREER HIGHLIGHTS

**2006-07** played 52 games with LA before being reacquired by the Flames and finishing the last 28 games with Calgary ... Flames were 4-1-1-0 when scoring ... had 5 MP games ... led LA with a 49.6% face-off percentage and had three points (0-3-3) in 14 October games ... scored two goals in his first game since being reacquired by the Flames, and set a season high in goals (2), points (2), and shots (4) on Jan.30 vs. LA (W 4-1), and was named the games second star ... has points in all three games since joining the Flames with an assist on 2/3/07 vs. VAN (W 4-3) ... registered his second multi-point game as a Flame with two assists on Feb.13 vs. ATL (W 4-1) ... had a season high three points (1+2) on Feb.15 vs. COL (L 7-5) ... missed one game with an elbow injury on Feb.22 @ PHX ... tied a season high in goals (2) and points (3) on Mar.6 @ STL (W 4-2), and was named as the games 2nd star ... scored his 11th goal of the season on Mar.10 vs. TB (3-2 OTL) ... returned to the line-up on Mar.20 vs. DET (W 2-1) after missing three games due to injury ... scored the game tying goal on Mar.22 vs. NSH (W/OT 3-2) ... **PLAYOFFS:** played in all six games vs. DET ... scored one goal (T-2nd) and added an assist along with 8 PIMs **2005-06** - led the Kings with 20 multi-point games (the Kings were 15-5-0 in the 20 contests) ... collected 20 or more goals for the third time in four seasons and surpassed the 60-point plateau for the second time in his career ... finished second on the Kings with 66 points (22-44-66) and 44 assists and third on the club with 22 goals ... also tied for second on the club with three shorthanded goals and tied for fourth on the club with three game-winning goals ... his plus-13 rating ranked fourth on the Kings ... led the Kings with 42 takeaways and finished second on the team with a 51.2 percent face-off winning percentage ... named NHL Offensive Player of the Week for the week ending on 10/23/05 with seven points (2-5-7) in three games ... collected four goals (1-3-4) and the game-winning goal at Colorado on Oct.19 ... had a four-game scoring streak (2-5-7 during the streak) that lasted from Oct.25 - Nov.2 ... finished November with 14 points (7-7-14) and a plus-13 rating in 14 games ... had a four-game goal streak that lasted from Nov.5-13 (6 goals during the streak) ... collected a career high five points (3-2-5), recorded his second career NHL hat trick and finished with a plus-4 rating at Columbus on Nov.13 ... had 14 points (4-10-14) in 14 December games ... had a team-best 12-game scoring streak that lasted from Dec.17-Jan.12 (6-14-20 during the streak) ... collected his 400th NHL point with an assist vs. Nashville on Mar.25 ... **2004-05** - represented Team USA at the World Cup of Hockey appearing in two games ... **2003-04** - completed his third full season with Calgary and finished second on the Flames in scoring with 47 points (8-39-47) ... led the Flames with 39 assists and was fifth on the club with a plus-13 rating ... was second to Jarome Iginla in ice time among all Flames forwards averaging 19:12/game ... put together a five-game assist streak (0-6-6 during the streak) that lasted from Nov.27 - Dec.5 ... recorded his 300th NHL point with an assist vs. Vancouver on Nov.29 ... played in his 600th NHL game at Detroit on Mar.16 ... missed 19 games with a knee injury sustained vs. Minnesota on Dec.5 ... returned to the lineup on Jan.17 and picked up 36 points (7-29-36) in the Flames final 38 regular season games ... **PLAYOFFS:** played in all 26 post-season games for the Flames, who advanced to the Stanley Cup Finals before losing to the Tampa Bay Lightning in seven games ... finished second on the Flames and fifth in overall NHL playoff scoring with 17 points (6-11-17) ... ranked second on the Flames and third overall in the playoffs with a plus-12 rating ... **2002-03** - appeared in his ninth NHL season posting his second highest career point total (59) ... first on the team in assists (37), second in points (69) and third in goals (22) ... scored 30 points (12g, 18a) at home and 29 points (10g, 19a) on the road ... posted 40 points (17g, 23a) at even strength, 18 points (5g, 13a) on the PP and one SH assist ... Flames were 11-6-3-0 when scoring a goal ... posted 13 multiple point games including two multiple goal games and five multiple assist games - Flames were 8-4-1-0 for MP games, 2-0-0-0 for MG games and 4-1-0-0 for MA games ... scored two goals on Apr. 5 at EDM ... scored the OT winner on Apr. 4 vs. LA ... scored a goal and posted two assists on Mar. 29 vs. CLB ... posted three assists on Mar. 18 at LA ... assisted the OT winner on Mar. 8 at CLB ... assisted on all three of Iginla's goals on Feb. 7 at EDM ... scored two goals and added an assist on Jan. 20 vs. EDM ... scored a goal and assisted the short-handed game-winner on Jan. 7 at COL ... assisted the game-winner on Jan. 4 vs. MIN ... scored the game-winning goal on Dec. 3 at COL ... assisted on game-winning goal on Nov. 23 vs. CHI ... scored a goal and assisted the game-tying goal on Nov. 2 vs. COL ... averaged 19:47 of ice-time per-game ... missed three games due to injury ... **2001-02** - Set new career highs in points (75), goals (27) and assists (48) ... finished tied for 12th in the NHL in points (75) and tied for 9th in assists (48) ... had the greatest point improvement of all NHL players from previous season (+43) ... was 2nd on the Flames with 75 points, 1st in assists (48), 2nd in goals (27) and 2nd in +/- (-+2) ... posted 48 points (18g, 30a) at even strength, 24 points (7g, 17a) on the PP and three points (2g, 1a) while SH ... scored 38 points (15g, 23a) at home and 37 points (12g, 25a) ... Flames were 11-5-5-2 when scoring a goal ... posted 21 multiple point games-Flames were 11-4-5-1 during these games, recorded four multiple goal games-team was 1-0-3-0 for these games and notched 12 multiple assist games-Flames were 7-3-2-0 for MA games ... scored two goals (including the GW) and posted two assists on Mar. 25 vs. CLB ... posted his 40th assist for the season on Mar. 13 at FLA ... scored his 20th goal of the season, added three assists and went +4 on Mar. 4 at NYR ... scored a goal and added an assist for his 50th point of the season (first time in his career) on Feb. 12 at PHX ... named a co-captain along with Bob Boughner on Feb. 4 ... matched a career high for goals in a season with his 14th (also his 200th NHL career point) while also assisting the game-winner on Jan. 3 vs. BUF ... posted a seven game point scoring streak recording 11 points (4g, 7a) from Oct. 25-Nov. 10 ... posted a four game, six point streak (2g, 4a) from Oct. 13-22 ... posted two assists, including an assist on the game-winner, on Oct. 10 at DET - his second assist was his 100th assist of his career ... averaged 20:56 minutes of ice-time per-game ... missed one game due to injury ... **2000-01** - Played in his seventh NHL season and his first with the Calgary Flames ... split the season between Calgary and STL scoring seven points (3g, 4a) in 14 games with the Flames and 25 points (11g, 14a) in 69 games with the Blues ... finished sixth on the team in points (23), first in short-handed goals (4-three with STL, one with Calgary) and tied for fourth in plus/minus (+4) ... never missed a game during the season playing in 83 games (69 with STL and 14 with Calgary) ... scored 15 points (5g, 10a) at home and 17 points (9g, 8a) on the road ... recorded 25 points (10g, 15a) at even strength, three assists on the power play and scored four short-handed goals ... Flames were unbeaten (2-0-0-0) when scoring a goal ... scored two goals on Apr. 4 at CHI ... scored his first goal as a Flame on Mar. 25 at CHI (SH) ... posted his first point/assist as a Flame on Mar. 14 at CLB ... one of only two Blues' to play in the club's first 69 games before being acquired by Calgary ... was acquired by the Flames from STL on Mar. 13 ... averaged 18:08 minutes of ice-time per-game ... **1999-00** - played in his 200th NHL career game on Apr. 1 ... recorded his 100th point as a member of the Blues on Oct. 16 against TOR ... averaged 14:48 minutes of ice-time per-game ... **1998-99** - finished second on the team in plus/minus (+14) ... finished sixth in voting for the Selke Trophy ... played in his 200th NHL career game on Jan. 30 against CGY ... scored a career high three goals (also his first career hat trick) on Feb. 26 at CGY ... posted a career high three assists on Dec. 19 vs. LA ... averaged 16:39 minutes of ice-time per-game ... **1997-98** - was a finalist for the Selke Trophy as the league's top defensive forward ... was a career high +20 and posted a career high 43 points ... played in his 100th NHL career game on Nov. 27 against Los Angeles ... recorded a career high four points on Jan. 31 vs. Dallas ... **1996-97** - traded to STL by MTL with Pierre Turgeon and Jerry Fitzpatrick for Murray Baron, Shayne Corson and a 5th round choice in the 1997 Entry Draft on Oct. 29 ... posted his first NHL career assist on Jan. 5 at new Jersey ... tallied a career high 15 penalty minutes on Feb. 10 vs. PHX ... **1995-96** - played in his second professional season splitting time between Montreal and Fredericton ... scored 69 points (31g, 38a) in 67 games in the AHL ... **1994-95** - posted his first NHL career goal/point on Feb. 16 at NYR ... played in his first NHL career game on Feb. 15 at Hartford ... made his professional debut splitting the season between Montreal (NHL) and Fredericton (AHL) ... scored one goal in six games with MTL and 44 points (26g, 18a) in 55 games in the AHL ... also appeared in 11 playoff games with Fredericton scoring 10 points (7g, 3a) and six penalty minutes.

## INTERNATIONAL HIGHLIGHTS

Represented the United States at: 2006 Winter Olympic Games (6 GP, 1-4=5); 2004 World Cup of Hockey (2 GP, 0-0=0).

## COLLEGE HIGHLIGHTS

Played four seasons in the ECAC with the Clarkson Knights posting 164 points (63g, 101a) and 132 penalty minutes in 140 games ... **1993-94** - named to the ECAC First All-Star Team after posting a league high 66 points (26g, 40a) and 46 penalty minutes with Clarkson ... also posted a league high 40 assists ... named to the NCAA First All-American Team and to the NCAA Final Four All-Tournament Team ... helped lead the Knights to a 13-5-4 record ... **1992-93** - scored 33 points (10g, 23a) in 35 games ... **1991-92** - in his second season at Clarkson, Craig posted 36 points (19g, 17a) in 31 games ... **1990-91** - made his debut in the ECAC recording 29 points (8g, 21a) in 40 games with Clarkson



**ANDERS ERIKSSON**

WE  
ARE

**C of RED**



# 8 ANDERS ERIKSSON - D

**BORN:** Bollnas, SWE  
**DATE:** January 9, 1975  
**HEIGHT:** 6'3"  
**WEIGHT:** 227 lbs.  
**SHOOTS:** Left

**HOW ACQUIRED:** Signed as a free agent on July 5, 2007

## CAREER RECORD

| Season        | Club            | Lea.   | REGULAR SEASON |            |           |            |            | PLAYOFFS   |           |          |          |          |           |
|---------------|-----------------|--------|----------------|------------|-----------|------------|------------|------------|-----------|----------|----------|----------|-----------|
|               |                 |        | GP             | G          | A         | PTS        | PIM        | GP         | G         | A        | PTS      | PIM      |           |
| 1992-93       | MoDo Jr.        | SWE-Jr | 10             | 5          | 3         | 8          | 14         | -          | -         | -        | -        | -        |           |
|               | MoDo            | Sweden | 20             | 0          | 2         | 2          | 2          | 1          | 0         | 0        | 0        | 0        |           |
| 1993-94       | MoDo Jr.        | SWE-Jr | 3              | 1          | 2         | 3          | 34         | -          | -         | -        | -        | -        |           |
|               | MoDo            | Sweden | 38             | 2          | 8         | 10         | 42         | 11         | 0         | 0        | 0        | 8        |           |
| 1994-95       | MoDo            | Sweden | 39             | 3          | 6         | 9          | 54         | -          | -         | -        | -        | -        |           |
| 1995-96       | Detroit         | NHL    | 1              | 0          | 0         | 0          | 2          | 3          | 0         | 0        | 0        | 0        |           |
|               | Adirondack      | AHL    | 75             | 6          | 36        | 42         | 64         | 3          | 0         | 0        | 0        | 0        |           |
| 1996-97       | Detroit         | NHL    | 23             | 0          | 6         | 6          | 10         | -          | -         | -        | -        | -        |           |
|               | Adirondack      | AHL    | 44             | 3          | 25        | 28         | 36         | 4          | 0         | 1        | 1        | 4        |           |
| 1997-98       | Detroit         | NHL    | 66             | 7          | 14        | 21         | 32         | 18         | 0         | 5        | 5        | 16       |           |
| 1998-99       | Detroit         | NHL    | 61             | 2          | 10        | 12         | 34         | -          | -         | -        | -        | -        |           |
|               | Chicago         | NHL    | 11             | 0          | 8         | 8          | 0          | -          | -         | -        | -        | -        |           |
| 1999-00       | Chicago         | NHL    | 73             | 3          | 25        | 28         | 20         | -          | -         | -        | -        | -        |           |
| 2000-01       | Chicago         | NHL    | 13             | 2          | 3         | 5          | 2          | -          | -         | -        | -        | -        |           |
|               | Florida         | NHL    | 60             | 0          | 21        | 21         | 28         | -          | -         | -        | -        | -        |           |
| 2001-02       | Toronto         | NHL    | 34             | 0          | 2         | 2          | 12         | 10         | 0         | 0        | 0        | 0        |           |
|               | St.John's       | AHL    | 25             | 4          | 6         | 10         | 14         | 11         | 0         | 5        | 5        | 6        |           |
| 2002-03       | Toronto         | NHL    | 4              | 0          | 0         | 0          | 0          | -          | -         | -        | -        | -        |           |
|               | St.John's       | AHL    | 72             | 5          | 34        | 39         | 133        | -          | -         | -        | -        | -        |           |
| 2003-04       | Columbus        | NHL    | 66             | 7          | 20        | 27         | 18         | -          | -         | -        | -        | -        |           |
|               | Syracuse        | AHL    | 9              | 1          | 3         | 4          | 12         | -          | -         | -        | -        | -        |           |
| 2004-05       | HV 71 Jonkoping | Sweden | 32             | 1          | 9         | 10         | 54         | -          | -         | -        | -        | -        |           |
| 2005-06       | Magnitogorsk    | Russia | 17             | 2          | 7         | 9          | 10         | 11         | 3         | 2        | 5        | 16       |           |
|               | Springfield     | AHL    | 12             | 1          | 8         | 9          | 10         | -          | -         | -        | -        | -        |           |
| 2006-07       | Columbus        | NHL    | 79             | 0          | 23        | 23         | 46         | -          | -         | -        | -        | -        |           |
| 2007-08       | Calgary         | NHL    | 61             | 1          | 17        | 18         | 36         | 3          | 0         | 1        | 1        | 2        |           |
| <b>TOTALS</b> |                 |        | <b>NHL</b>     | <b>552</b> | <b>22</b> | <b>149</b> | <b>171</b> | <b>240</b> | <b>34</b> | <b>0</b> | <b>6</b> | <b>6</b> | <b>18</b> |
|               |                 |        | <b>AHL</b>     | <b>237</b> | <b>20</b> | <b>112</b> | <b>132</b> | <b>269</b> | <b>18</b> | <b>0</b> | <b>6</b> | <b>6</b> | <b>10</b> |

## ERIKSSON VS. NHL

| TEAM               | Regular Season |           |            |            |            | Playoffs  |          |          |          |           |
|--------------------|----------------|-----------|------------|------------|------------|-----------|----------|----------|----------|-----------|
|                    | GP             | G         | A          | PTS        | PIM        | GP        | G        | A        | PTS      | PIM       |
| Anaheim            | 23             | 0         | 10         | 10         | 2          | 0         | 0        | 0        | 0        | 0         |
| Atlanta            | 4              | 0         | 2          | 2          | 2          | 0         | 0        | 0        | 0        | 0         |
| Boston             | 14             | 1         | 5          | 6          | 6          | 0         | 0        | 0        | 0        | 0         |
| Buffalo            | 15             | 2         | 3          | 5          | 8          | 0         | 0        | 0        | 0        | 0         |
| Carolina           | 14             | 0         | 2          | 2          | 6          | 5         | 0        | 0        | 0        | 0         |
| Calgary            | 18             | 0         | 7          | 7          | 16         | 0         | 0        | 0        | 0        | 0         |
| Chicago            | 27             | 1         | 5          | 6          | 12         | 0         | 0        | 0        | 0        | 0         |
| Columbus           | 5              | 0         | 3          | 3          | 2          | 0         | 0        | 0        | 0        | 0         |
| Colorado           | 28             | 0         | 3          | 3          | 10         | 3         | 0        | 0        | 0        | 0         |
| Dallas             | 29             | 0         | 4          | 4          | 12         | 6         | 0        | 0        | 0        | 4         |
| Detroit            | 29             | 1         | 8          | 9          | 8          | 0         | 0        | 0        | 0        | 0         |
| Edmonton           | 26             | 0         | 7          | 7          | 12         | 0         | 0        | 0        | 0        | 0         |
| Florida            | 11             | 1         | 1          | 2          | 4          | 0         | 0        | 0        | 0        | 0         |
| Los Angeles        | 22             | 1         | 13         | 14         | 10         | 0         | 0        | 0        | 0        | 0         |
| Minnesota          | 14             | 1         | 4          | 5          | 4          | 0         | 0        | 0        | 0        | 0         |
| Montreal           | 19             | 2         | 4          | 6          | 6          | 0         | 0        | 0        | 0        | 0         |
| New Jersey         | 10             | 0         | 1          | 1          | 2          | 0         | 0        | 0        | 0        | 0         |
| NY Islanders       | 10             | 1         | 2          | 3          | 2          | 0         | 0        | 0        | 0        | 0         |
| NY Rangers         | 12             | 0         | 5          | 5          | 8          | 0         | 0        | 0        | 0        | 0         |
| Nashville          | 29             | 0         | 7          | 7          | 6          | 0         | 0        | 0        | 0        | 0         |
| Ottawa             | 13             | 0         | 5          | 5          | 6          | 5         | 0        | 0        | 0        | 0         |
| Philadelphia       | 12             | 0         | 4          | 4          | 0          | 0         | 0        | 0        | 0        | 0         |
| Phoenix            | 23             | 2         | 10         | 12         | 12         | 5         | 0        | 2        | 2        | 6         |
| Pittsburgh         | 12             | 1         | 3          | 4          | 4          | 0         | 0        | 0        | 0        | 0         |
| San Jose           | 22             | 1         | 5          | 6          | 20         | 3         | 0        | 1        | 1        | 2         |
| St. Louis          | 38             | 0         | 6          | 6          | 16         | 3         | 0        | 2        | 2        | 2         |
| Tampa Bay          | 14             | 1         | 7          | 8          | 10         | 0         | 0        | 0        | 0        | 0         |
| Toronto            | 18             | 2         | 5          | 7          | 12         | 0         | 0        | 0        | 0        | 0         |
| Vancouver          | 29             | 3         | 3          | 6          | 16         | 0         | 0        | 0        | 0        | 0         |
| Washington         | 12             | 1         | 5          | 6          | 6          | 4         | 0        | 1        | 1        | 4         |
| <b>NHL Totals:</b> | <b>552</b>     | <b>22</b> | <b>149</b> | <b>171</b> | <b>240</b> | <b>34</b> | <b>0</b> | <b>6</b> | <b>6</b> | <b>18</b> |

## NHL HIGHLIGHTS

### FIRSTS:

First GP: .....04/14/1996 at DAL  
 First Asst: .....10/11/1996 vs CGY  
 First Goal: .....11/19/1997 vs NYI

### MOSTS: MOST RECENTLY

Goals: .....2 (1X) 02/02/2004 at PHX  
 Assists: .....2 (13X) 03/22/2008 vs MIN  
 Points: .....2 (21X) 03/22/2008 vs MIN (0G-2A)  
 SOG: .....8 (1X) 03/16/2001 vs PIT  
 PIM: .....4 (12X) 03/25/2008 vs VAN  
 +/-: .....3 (8X) 03/17/2007 at LA

### LONGEST PERSONAL STREAKS:

Goals: .....2 (3X) 02/23/2004 02/25/2004 (2G)  
 Assists: .....4 (1X) 12/10/2006 12/16/2006 (5A)  
 Pts: .....6 (1X) 11/16/1998 11/29/1998 (2G-4A)

### CUPS: DET (1998)

## 2007-08 HIGHLIGHTS

Finished 3rd amongst Flames defencemen in assists (17) and averaged 20:46 of ice time per game ... Registered his first point as a Flame with an assist on Calgary's second goal on Oct. 6 VAN 4 @ CGY 3 (OT) ... played in his 500th career NHL game, led all Flames in blocked shots (5) Nov. 3 CGY 1 @ MIN 4 ... led the Flames in blocked shots (3), tied a team high in hits (4) and scored his first goal as a Flame on Nov. 8 VAN 3 @ CGY 2, and was named as the games third Star ... had a pair of assists on Jan. 5 CGY 6 @ LA 4 ... registered a pair of assists for the second time this season on Mar. 22 MIN 4 @ CGY 5 ... **PLAYOFFS:** Played in three games and averaged 18:16 of ice time ... registered an assist and led the team in blocked shots (3) on Apr. 20 SJS 0 @ CGY 2


## CAREER HIGHLIGHTS

**2005-06** had 0-23-23 with 46 penalty minutes and was +12 in 79 games... led the club in plus/minus rating ... became Columbus' all-time leader in plus/minus rating (+6) ... scored his first point of the season with an assist Oct. 7 at Chicago ... had his first MP game of the season with 0-2-2 Dec. 10 vs. Ottawa ... registered 0-5-5 during a four-game point streak Dec. 10-16 ... was +2 Jan. 5 at San Jose... collected an assist and was +2 Feb. 24 at NY Rangers ... had an assist and was +3 Mar. 17 at Los Angeles ... was +2 in 21:59 of action Mar. 27 at St. Louis ... finished the season with a plus/minus rating of +7 in his last 11 games ... games lost to injury: 1 ... multi-point (goal) games: 1 (0) ... Most Points: 2 - Dec. 10 vs. Ottawa... Most Goals: 0... Most Assists: 2 - Dec. 10 vs. Ottawa... Most PIM: 4 (4x) - Feb. 6 vs. Phoenix, most recent... Most Shots: 6 - Jan. 18 at Nashville **2005-06** - recorded 1-8-9 with 10 PIM and was "even" in 12 games with Springfield of the American Hockey League ... had three MP games... had a three-game point streak (Dec. 7-10) and one two-game point streak (Nov. 23-25)... had a season-high five shots Nov. 23 vs. Lowell and Dec. 9 vs. Hartford ... tallied the game-winning goal Dec. 7 at Lowell ... played in 17 games for Magnitogorsk (Russia) and had 2-8-10 with 10 PIM and was +9 ... added 3-2-5 with 16 PIM in 11 playoff contests ... **2004-05:** Netted 1-9-10 with 54 PIM in 32 games with HV71 of the Swedish Elite League... **2003-04:** Had 7-20-27 with 18 PIM and was -6 in 66 games with the Blue Jackets... Led Blue Jackets defencemen in goals, assists, points and multi-point games (4)... Second on team in plus/minus rating among players with at least 30 games played... Tied career high in goals and was just one point shy of career best... Only defenceman to register a multi-goal game, Feb. 2 at Phoenix... Netted a goal in back-to-back games twice (Jan. 31-Feb. 2 & Feb. 23-25)... Had five-game point-scoring streak Feb. 20-27 (2-5-7)... Notched a pair of assists Dec. 27 vs. Dallas... Added 1-3-4 with 12 PIM in nine games with Syracuse of the AHL... **2002-03:** Was +1 in four games with Toronto... Scored 5-34-39 with 133 PIM in 72 games with Toronto's AHL affiliate St. Johns... **2001-02:** Tallied 0-2-2 with 12 PIM and was -1 in 34 games with Toronto... Recorded a season-high three shots Nov. 1 at Pittsburgh... Collected an assist Jan. 7 at Ottawa... Played in 10 playoff games... Had 4-6-10 with 14 PIM in 25 games with St. John's... Scored two goals Jan. 26 at Portland... Had a goal and an assist Feb. 6 vs. Hartford... Collected two assists Mar. 19 vs. Albany... Registered a season-high seven shots Mar. 30 at Portland... Added 0-5-5 with six PIM in 11 playoff games... **2000-01:** Netted 2-24-26 with 30 PIM and was -2 in 73 games with Chicago and Florida... Had 2-3-5 with two PIM in 13 games with Chicago... Tallied 0-21-21 with 28 PIM and was +2 in 60 games with Florida... Was second in Panthers defenceman in assists and power play points (14) and was third in points... Played in 300th career game Mar. 20 at Montreal... Collected his 100th career NHL point with an assist Mar. 17 vs. Toronto... Missed nine games due to a sprained knee (Feb. 24-Mar. 14)... Had a three-game point streak Jan. 27-31 (0-4-4)... **1999-2000:** Tallied 3-25-28 with 20 PIM and was +4 in 73 games with Chicago... Set career highs in assists and points... Played his 200th career game Jan. 12 vs. Vancouver... Scored the game-winning goal Mar. 30 vs. Toronto... Had four multi-point games... **1998-99:** Had 2-10-12 with 34 PIM and was +5 in 61 games with Detroit... Was traded to Chicago along with Detroit's first round picks in 1999 and 2001 in exchange for Chris Chelios... Netted 0-8-8 and was +6 in 11 games with the Blackhawks... Had a career-high six game point streak Nov. 16-29 (2-4-6)... Had three multi-assist games... Played in 100th career game Oct. 31 at Dallas... **1997-98:** Recorded 7-14-21 with 32 PIM and was +21 in 66 games... Led all rookies in plus/minus rating... Scored his first career NHL goal Nov. 19 vs. NY Islanders... Added 0-5-5 with 16 PIM in 18 playoff games... **1996-97:** Had 3-25-28 with 36 PIM in 44 games with Adirondack of the AHL... Added 0-1-1 with four PIM in four playoff games... Played in 23 games with Detroit... Tallied 0-6-6 with 10 PIM and was +5... **1995-96:** Netted 6-36-42 with 64 PIM in 75 games with Adirondack... First professional season... Led all Adirondack defencemen and finished sixth overall on the team in points... Had two PIM in his NHL debut Apr. 14 at Dallas... Played in three playoff contests for the Red Wings... **1994-95:** Had 3-6-9 with 54 PIM in 39 games with MoDo of the Swedish Elite League... Tallied 3-7-10 with 10 PIM in seven games for Sweden at the World Junior Championships... Was named First Team All-Star at the tournament... Led Sweden in scoring... **1993-94:** Registered 1-2-3 with 34 PIM in three games with MoDo of the Swedish Junior Elite League... Had 2-8-10 with 42 PIM in 38 games with MoDo of the Swedish Elite League... Helped Sweden win the silver medal at the World Junior Championships... Had 1-3-4 with 10 PIM in seven games... **1992-93:** Tallied 5-3-8 with 14 PIM in 10 games with MoDo (Sweden Jr.)... Added 0-2-2 with two PIM in 20 games with MoDo (Swedish Elite)



**MARK GIORDANO**

**WE ARE THE C of RED**



# 5 MARK GIORDANO - D

**BORN:** Toronto, ON  
**DATE:** October 3, 1983  
**HEIGHT:** 6'0"  
**WEIGHT:** 193 lbs.  
**SHOOTS:** Left

**HOW ACQUIRED:** Signed as a free agent on July 6, 2004

## CAREER RECORD

| Season        | Club       | Lea.     | REGULAR SEASON |            |           |           |           | PLAYOFFS   |           |          |          |          |           |
|---------------|------------|----------|----------------|------------|-----------|-----------|-----------|------------|-----------|----------|----------|----------|-----------|
|               |            |          | GP             | G          | A         | PTS       | PIM       | GP         | G         | A        | PTS      | PIM      |           |
| 2001-02       | Brampton   | OPJHL    | 48             | 11         | 26        | 37        | 59        | -          | -         | -        | -        | -        |           |
| 2002-03       | Owen Sound | OHL      | 68             | 18         | 30        | 48        | 109       | 4          | 1         | 3        | 4        | 2        |           |
| 2003-04       | Owen Sound | OHL      | 65             | 14         | 35        | 49        | 72        | 7          | 1         | 3        | 4        | 5        |           |
| 2004-05       | Lowell     | AHL      | 66             | 6          | 10        | 16        | 85        | 11         | 0         | 1        | 1        | 41       |           |
| 2005-06       | Omaha      | AHL      | 73             | 16         | 42        | 58        | 141       | -          | -         | -        | -        | -        |           |
|               | Calgary    | NHL      | 7              | 0          | 1         | 1         | 8         | -          | -         | -        | -        | -        |           |
| 2006-07       | Calgary    | NHL      | 48             | 7          | 8         | 15        | 36        | 4          | 1         | 0        | 1        | 0        |           |
|               | Omaha      | AHL      | 5              | 0          | 2         | 2         | 8         | 3          | 0         | 1        | 1        | 2        |           |
| 2007-08       | Moscow     | Russia   | 50             | 4          | 9         | 13        | 89        | -          | -         | -        | -        | -        |           |
|               | Canada     | Spengler | 5              | 0          | 2         | 2         | 4         | -          | -         | -        | -        | -        |           |
| <b>TOTALS</b> |            |          | <b>NHL</b>     | <b>55</b>  | <b>7</b>  | <b>9</b>  | <b>16</b> | <b>44</b>  | <b>4</b>  | <b>1</b> | <b>0</b> | <b>1</b> | <b>0</b>  |
|               |            |          | <b>AHL</b>     | <b>139</b> | <b>22</b> | <b>52</b> | <b>74</b> | <b>226</b> | <b>14</b> | <b>0</b> | <b>2</b> | <b>2</b> | <b>43</b> |
|               |            |          | <b>OHL</b>     | <b>133</b> | <b>32</b> | <b>65</b> | <b>97</b> | <b>181</b> | <b>11</b> | <b>2</b> | <b>6</b> | <b>8</b> | <b>7</b>  |

## GIORDANO VS. NHL

| TEAM               | Regular Season |          |          |           |           | Playoffs |          |          |          |          |
|--------------------|----------------|----------|----------|-----------|-----------|----------|----------|----------|----------|----------|
|                    | GP             | G        | A        | PTS       | PIM       | GP       | G        | A        | PTS      | PIM      |
| Anaheim            | 4              | 0        | 0        | 0         | 2         | 0        | 0        | 0        | 0        | 0        |
| Atlanta            | 1              | 0        | 0        | 0         | 4         | 0        | 0        | 0        | 0        | 0        |
| Buffalo            | 1              | 0        | 0        | 0         | 0         | 0        | 0        | 0        | 0        | 0        |
| Chicago            | 3              | 0        | 0        | 0         | 0         | 0        | 0        | 0        | 0        | 0        |
| Columbus           | 3              | 1        | 1        | 2         | 2         | 0        | 0        | 0        | 0        | 0        |
| Colorado           | 5              | 0        | 2        | 2         | 8         | 0        | 0        | 0        | 0        | 0        |
| Dallas             | 4              | 0        | 0        | 0         | 2         | 0        | 0        | 0        | 0        | 0        |
| Detroit            | 1              | 1        | 0        | 1         | 2         | 4        | 1        | 0        | 1        | 0        |
| Edmonton           | 5              | 0        | 0        | 0         | 2         | 0        | 0        | 0        | 0        | 0        |
| Florida            | 1              | 1        | 0        | 1         | 0         | 0        | 0        | 0        | 0        | 0        |
| Los Angeles        | 5              | 0        | 1        | 1         | 2         | 0        | 0        | 0        | 0        | 0        |
| Minnesota          | 5              | 2        | 0        | 2         | 4         | 0        | 0        | 0        | 0        | 0        |
| Nashville          | 3              | 0        | 0        | 0         | 6         | 0        | 0        | 0        | 0        | 0        |
| Ottawa             | 1              | 0        | 0        | 0         | 2         | 0        | 0        | 0        | 0        | 0        |
| enix               | 2              | 0        | 1        | 1         | 0         | 0        | 0        | 0        | 0        | 0        |
| San Jose           | 3              | 0        | 0        | 0         | 2         | 0        | 0        | 0        | 0        | 0        |
| St. Louis          | 1              | 0        | 0        | 0         | 2         | 0        | 0        | 0        | 0        | 0        |
| Toronto            | 1              | 2        | 0        | 2         | 0         | 0        | 0        | 0        | 0        | 0        |
| Vancouver          | 6              | 0        | 4        | 4         | 4         | 0        | 0        | 0        | 0        | 0        |
| <b>NHL Totals:</b> | <b>55</b>      | <b>7</b> | <b>9</b> | <b>16</b> | <b>44</b> | <b>4</b> | <b>1</b> | <b>0</b> | <b>1</b> | <b>0</b> |

## NHL HIGHLIGHTS

### FIRSTS:

**First GP:**..... 01/30/2006 at STL  
**First Asst:**.....04/08/2006 at VAN  
**First Goal:**..... 10/14/2006 at TOR

### MOSTS: MOST RECENTLY

**Goals:**.....2 (1X) 10/14/2006 at TOR  
**Assists:**.....2 (1X) 01/11/2007 at COL  
**Points:**.....2 (3X) 02/02/2007 vs CBJ (1G-1A)  
**SOG:**.....4 (1X) 12/26/2006 vs VAN  
**PIM:**.....4 (2X) 02/13/2007 vs ATL  
**+/-:**.....3 (1X) 01/11/2007 at COL

### LONGEST PERSONAL STREAKS:

**Goals:**..... 1 (6X)02/11/2007 02/11/2007 (1G)  
**Assists:**..... 2 (2X)02/02/2007 02/03/2007 (2A)  
**Pts:**..... 2 (4X)02/02/2007 02/03/2007 (1G-2A)

### CUPS: NONE

## 2007-08 HIGHLIGHTS

Spent the season with Moscow Dynamo in the Russian Elite League ... played in 50 games scoring four goals with nine assists for 13 points and 89 penalty minutes

## CAREER HIGHLIGHTS

**2006-07:** Recalled from Omaha on Dec.12 ... posted two assists and a +4 rating in five games with Omaha ... scored his first and second NHL goals on Oct.14 @ TOR (OTL 5-4), and was named the games 2nd star ... was a team high +1 on Oct.28 vs. NSH (L 3-2) ... assigned to Omaha on Nov.15 ... recalled from Omaha on Nov.20 ... led all Flames in blocked shots with 4 on Nov.22 vs. CHI (W 4-1) ... led all Flames with 3 blocked shots on Dec.12 vs. MIN (W 5-2) ...registered his first assist of the season on Dec.16 @ PHX (W 6-3) ... registered assists in back-to-back games for the first time this season on Dec.27 and 29th ... tied a season high with 4 blocked shots on Dec.31 vs. EDM (W 4-2) ... scored the game winning goal in overtime on Jan.4 vs. FLA (W/OT 5-4), and was named the games 1st star ... recorded his 2nd two point game of the season (0+2) on Jan.11 @ COL (W 7-3) ... scored the lone Flames goal (PPG), on Jan.26 ... scored the game-winning goal on Feb. 2nd vs. Columbus ... **PLAYOFFS:** recorded a goal in his NHL playoff debut on April 17th vs. Detroit **2005-06:** Lead the 2005-06 Omaha Ak-Sar-Ben Knights in scoring with 58 points and assists with 42 ... ranked fourth in scoring amongst AHL defencemen with 58 points ...T-2nd in goal scoring amongst AHL defenceman with 16 tallies ... led AHL defenceman in power-play goals (12) ... finished 5th amongst AHL defencemen in minor penalties (63) ... made his NHL debut with the Calgary Flames on Jan. 30 vs. STL registering 2 PIMs and a +1

## INTERNATIONAL HIGHLIGHTS

Was an alternate player with Canada's silver medal team at the 2008 IIHF World Championships ... won gold with Canada at the 2007 Spengler Cup in Davos, Switzerland adding a pair of assists in the five game tournament

## JUNIOR HIGHLIGHTS

Played 133 junior hockey games with the Ontario Hockey League's Owen Sound Attack ... recorded 32 goals with 65 assists for 97 points during his OHL career... **2003-04:** ranked 1st amongst Owen Sound defencemen in scoring with 49 points on 14 goals and 35 assists ... **2002-03:** led Owen Sound defencemen in scoring with 48 points (18 goals and 30 assists)

WE  
ARE







**CURTIS GLENCROSS**

**WE ARE THE C of RED**



# 20 CURTIS GLENCROSS - LW

**BORN:** Kindersley, SK  
**DATE:** December 28, 1982  
**HEIGHT:** 6'1"  
**WEIGHT:** 194 lbs.  
**SHOOTS:** Left

**HOW ACQUIRED:** Signed as a free agent on July 2, 2008

## CAREER RECORD

| Season        | Club        | Lea.       | REGULAR SEASON |           |           |           |            | PLAYOFFS  |          |           |           |           |
|---------------|-------------|------------|----------------|-----------|-----------|-----------|------------|-----------|----------|-----------|-----------|-----------|
|               |             |            | GP             | G         | A         | PTS       | PIM        | GP        | G        | A         | PTS       | PIM       |
| 2001-02       | Brooks      | AJHL       | 60             | 23        | 22        | 45        | 113        | -         | -        | -         | -         | -         |
| 2002-03       | U of Alaska | WCHA       | 35             | 11        | 12        | 23        | 79         | -         | -        | -         | -         | -         |
| 2003-04       | U of Alaska | WCHA       | 37             | 21        | 13        | 34        | 79         | -         | -        | -         | -         | -         |
| 2003-04       | Cincinnati  | AHL        | 7              | 2         | 1         | 3         | 0          | 9         | 1        | 6         | 7         | 10        |
| 2004-05       | Cincinnati  | AHL        | 51             | 6         | 3         | 9         | 63         | 12        | 2        | 0         | 2         | 10        |
| 2005-06       | Portland    | AHL        | 41             | 15        | 10        | 25        | 85         | 19        | 4        | 6         | 10        | 37        |
| 2006-07       | Anaheim     | NHL        | 2              | 1         | 0         | 1         | 2          | -         | -        | -         | -         | -         |
|               | Columbus    | NHL        | 7              | 0         | 0         | 0         | 0          | -         | -        | -         | -         | -         |
|               | Portland    | AHL        | 31             | 6         | 10        | 16        | 74         | -         | -        | -         | -         | -         |
|               | Syracuse    | AHL        | 29             | 19        | 16        | 35        | 53         | -         | -        | -         | -         | -         |
| 2007-08       | Columbus    | NHL        | 36             | 6         | 6         | 12        | 25         | -         | -        | -         | -         | -         |
|               | Edmonton    | NHL        | 26             | 9         | 4         | 13        | 28         | -         | -        | -         | -         | -         |
| <b>TOTALS</b> |             | <b>NHL</b> | <b>71</b>      | <b>16</b> | <b>10</b> | <b>26</b> | <b>55</b>  | -         | -        | -         | -         | -         |
|               |             | <b>AHL</b> | <b>159</b>     | <b>48</b> | <b>40</b> | <b>88</b> | <b>275</b> | <b>40</b> | <b>7</b> | <b>12</b> | <b>19</b> | <b>57</b> |

## GLENCROSS VS. NHL

| TEAM               | Regular Season |           |           |           |           | Playoffs |          |          |          |          |
|--------------------|----------------|-----------|-----------|-----------|-----------|----------|----------|----------|----------|----------|
|                    | GP             | G         | A         | PTS       | PIM       | GP       | G        | A        | PTS      | PIM      |
| Anaheim            | 2              | 0         | 0         | 0         | 0         | 0        | 0        | 0        | 0        | 0        |
| Atlanta            | 1              | 0         | 1         | 1         | 2         | 0        | 0        | 0        | 0        | 0        |
| Boston             | 1              | 0         | 0         | 0         | 0         | 0        | 0        | 0        | 0        | 0        |
| Buffalo            | 1              | 0         | 0         | 0         | 0         | 0        | 0        | 0        | 0        | 0        |
| Carolina           | 1              | 0         | 0         | 0         | 0         | 0        | 0        | 0        | 0        | 0        |
| Calgary            | 5              | 5         | 0         | 5         | 5         | 0        | 0        | 0        | 0        | 0        |
| Chicago            | 5              | 1         | 0         | 1         | 13        | 0        | 0        | 0        | 0        | 0        |
| Columbus           | 2              | 0         | 0         | 0         | 2         | 0        | 0        | 0        | 0        | 0        |
| Colorado           | 9              | 3         | 3         | 6         | 6         | 0        | 0        | 0        | 0        | 0        |
| Dallas             | 5              | 1         | 0         | 1         | 4         | 0        | 0        | 0        | 0        | 0        |
| Detroit            | 4              | 0         | 0         | 0         | 0         | 0        | 0        | 0        | 0        | 0        |
| Edmonton           | 3              | 0         | 0         | 0         | 2         | 0        | 0        | 0        | 0        | 0        |
| Florida            | 1              | 1         | 0         | 1         | 0         | 0        | 0        | 0        | 0        | 0        |
| Los Angeles        | 3              | 0         | 0         | 0         | 0         | 0        | 0        | 0        | 0        | 0        |
| Minnesota          | 5              | 1         | 2         | 3         | 4         | 0        | 0        | 0        | 0        | 0        |
| NY Rangers         | 1              | 0         | 0         | 0         | 0         | 0        | 0        | 0        | 0        | 0        |
| Nashville          | 7              | 1         | 2         | 3         | 0         | 0        | 0        | 0        | 0        | 0        |
| Phoenix            | 4              | 2         | 1         | 3         | 2         | 0        | 0        | 0        | 0        | 0        |
| San Jose           | 2              | 0         | 1         | 1         | 0         | 0        | 0        | 0        | 0        | 0        |
| St. Louis          | 3              | 1         | 0         | 1         | 0         | 0        | 0        | 0        | 0        | 0        |
| Vancouver          | 6              | 0         | 0         | 0         | 15        | 0        | 0        | 0        | 0        | 0        |
| <b>NHL Totals:</b> | <b>71</b>      | <b>16</b> | <b>10</b> | <b>26</b> | <b>55</b> | <b>0</b> | <b>0</b> | <b>0</b> | <b>0</b> | <b>0</b> |

## NHL HIGHLIGHTS

### FIRSTS:

**First GP:** .....01/13/2007 vs COL  
**First Goal:** .....01/13/2007 vs COL  
**First Asst:** ..... 11/10/2007 at NSH

### MOSTS: MOST RECENTLY

**Goals:** ..... 2 (3X) 04/01/2008 vs CGY  
**Assists:** ..... 2 (2X) 02/12/2008 vs MIN  
**Points:** ..... 2 (6X) 04/01/2008 vs CGY (2G-0A)  
**SOG:** ..... 6 (1X) 03/18/2008 vs PHX  
**PIM:** ..... 15 (1X) 02/16/2008 at VAN  
**+/-:** ..... 2 (2X) 02/12/2008 vs MIN

### LONGEST PERSONAL STREAKS:

**Goals:** ..... 2 (1X)02/22/2008 02/24/2008 (2G)  
**Assists:** ..... 2 (2X)02/12/2008 02/14/2008 (3A)  
**Pts:** ..... 2 (3X)02/22/2008 02/24/2008 (2G-0A)

### CUPS: NONE

## 2007-08 HIGHLIGHTS

Scored 15 goals and added 10 assists for 25 points and 53 PIMS in 62 games played (9-4-13 with 28 PIM in 26 GP with Edmonton) and (6-6-12 with 25 PIM in 36 GP with Columbus) ... was 19th in NHL rookie scoring race and finished among rookie leaders in goals (5th), shooting pct. (3rd at 14.4%), 11th in plus/minus (+8), 13th in hits (94) & PIM (53) and 17th in shots (104) ... scored points in 6 of last 14 games (7-1-8; Mar. 9-Apr. 3) ... scored goals (6) in 4 of last 9 games (Mar. 18-Apr. 3) ... scored both goals in Oilers 3-2 loss at Calgary (Apr. 1) for his 2nd career multiple goal game ... scored a career-high 2 goals vs Phoenix (Mar. 18) for his 1st career multiple goal game & scored goals vs Minnesota (Mar. 24) & at Colorado (Mar. 28) ... had a two-game goal scoring streak (2-0-2; Feb. 22-24) ended vs Detroit (Feb. 26) ... scored goal at Chicago (Mar. 9), vs Colorado (Feb. 24) & 1st career Oilers goal at Dallas (Feb. 22 - Marty Turco) ... had a two-game scoring streak (0-3-3; Feb. 12-14) ended at Vancouver (Feb. 16) ... registered an assist at San Jose (Feb. 14) & two assists vs Minnesota (Feb. 12) for his first points as an Oiler & first multiple point game with Edmonton , with his first assist coming on Kyle Brodziak's GWG - the two assists are a single-game career-high & also ties his single-game career best for points, which he scored with Columbus (1-1-2 at Nashville, Nov. 10/07) ... made Oilers debut vs Calgary (Feb. 1

## CAREER HIGHLIGHTS

**2006-07:** Played in nine games with Anaheim and Columbus... Made his NHL debut with the Ducks and had a goal Jan. 13 vs. Colorado... Split the remainder of the season with Portland and Syracuse of the AHL... Had 6-10-16 with 74 penalty minutes and was +3 in 31 games with Portland... Added 19-16-35 with 53 penalty minutes and was +1 in 29 games with the Crunch... Set career highs in goals, assists, points, plus/minus rating and penalty minutes... Had five power play goals and three shorthanded tallies... **2005-06:** Notched 15-10-25 with 85 penalty minutes and was +7 in 41 games with Portland... Added 4-6-10 and 37 penalty minutes... **2004-05:** Collected 6-3-9 with 63 penalty minutes in 51 games with Cincinnati of the AHL... **PLAYOFFS:** Added 1-6-7 and 10 penalty minutes in nine playoff games

## JUNIOR HIGHLIGHTS

**2003-04:** Finished his senior season at Alaska-Anchorage with 21-13-34 and 79 penalty minutes in 37 games... Led the club in goals and points... Registered 2-1-3 with six penalty minutes and was "even" in seven games with Cincinnati of the AHL... **2002-03:** Had 11-12-23 with 79 penalty minutes in 35 games for Alaska-Anchorage.

WE  
ARE





**JAROME IGINLA**

WE  
ARE





# 12 JAROME IGINLA - RW

**BORN:** Edmonton, AB  
**DATE:** July 1, 1977  
**HEIGHT:** 6'1"  
**WEIGHT:** 203 lbs.  
**SHOOTS:** Right

**HOW ACQUIRED:** Trade with Dallas on December 19, 1995 with Corey Millen for Joe Nieuwendyk

## CAREER RECORD

| Season        | Club       | REGULAR SEASON |            |            |            |            |            | PLAYOFFS   |           |           |           |           |           |
|---------------|------------|----------------|------------|------------|------------|------------|------------|------------|-----------|-----------|-----------|-----------|-----------|
|               |            | Lea.           | GP         | G          | A          | PTS        | PIM        | GP         | G         | A         | PTS       | PIM       |           |
| 1991-92       | St. Albert | AAHA           | 36         | 26         | 30         | 56         | 22         | -          | -         | -         | -         | -         |           |
| 1992-93       | St. Albert | AMHL           | 36         | 34         | 53         | *87        | 20         | -          | -         | -         | -         | -         |           |
| 1993-94       | Kamloops   | WHL            | 48         | 6          | 23         | 29         | 33         | 19         | 3         | 6         | 9         | 10        |           |
| 1994-95       | Kamloops   | WHL            | 72         | 33         | 38         | 71         | 111        | 21         | 7         | 11        | 18        | 34        |           |
| 1995-96       | Kamloops   | WHL            | 63         | 63         | 73         | 136        | 120        | 16         | 16        | 13        | 29        | 44        |           |
|               | Canada     | WJC            | 6          | *5         | 7          | *12        | 4          | -          | -         | -         | -         | -         |           |
|               | Calgary    | NHL            | -          | -          | -          | -          | -          | 2          | 1         | 1         | 2         | 0         |           |
| 1996-97       | Calgary    | NHL            | 82         | 21         | 29         | 50         | 37         | -          | -         | -         | -         | -         |           |
|               | Canada     | WC             | 11         | 2          | 3          | 5          | 2          | -          | -         | -         | -         | -         |           |
| 1997-98       | Calgary    | NHL            | 70         | 13         | 19         | 32         | 29         | -          | -         | -         | -         | -         |           |
| 1998-99       | Calgary    | NHL            | 82         | 28         | 23         | 51         | 58         | -          | -         | -         | -         | -         |           |
| 1999-00       | Calgary    | NHL            | 77         | 29         | 34         | 63         | 26         | -          | -         | -         | -         | -         |           |
| 2000-01       | Calgary    | NHL            | 77         | 31         | 40         | 71         | 62         | -          | -         | -         | -         | -         |           |
| 2001-02       | Calgary    | NHL            | 82         | *52        | 44         | *96        | 77         | -          | -         | -         | -         | -         |           |
|               | Canada     | Olympics       | 6          | 3          | 1          | 4          | 0          | -          | -         | -         | -         | -         |           |
| 2002-03       | Calgary    | NHL            | 75         | 35         | 32         | 67         | 49         | -          | -         | -         | -         | -         |           |
| 2003-04       | Calgary    | NHL            | 81         | *41        | 32         | 73         | 84         | 26         | *13       | 9         | 22        | 45        |           |
| 2004-05       | Canada     | World Cup      | 6          | 2          | 1          | 3          | 2          | -          | -         | -         | -         | -         |           |
| 2005-06       | Calgary    | NHL            | 82         | 35         | 32         | 67         | 86         | 7          | 5         | 3         | 8         | 11        |           |
|               | Canada     | Olympics       | 6          | 2          | 1          | 3          | 4          | -          | -         | -         | -         | -         |           |
| 2006-07       | Calgary    | NHL            | 70         | 39         | 55         | 94         | 40         | 6          | 2         | 2         | 4         | 12        |           |
| 2007-08       | Calgary    | NHL            | 82         | 50         | 48         | 98         | 83         | 7          | 4         | 5         | 9         | 2         |           |
| <b>TOTALS</b> |            |                | <b>NHL</b> | <b>860</b> | <b>374</b> | <b>388</b> | <b>762</b> | <b>631</b> | <b>48</b> | <b>25</b> | <b>20</b> | <b>45</b> | <b>70</b> |
|               |            |                | <b>WHL</b> | <b>183</b> | <b>102</b> | <b>134</b> | <b>236</b> | <b>264</b> | <b>56</b> | <b>26</b> | <b>30</b> | <b>56</b> | <b>88</b> |

## IGINLA VS. NHL

| TEAM               | Regular Season |            |            |            |            | Playoffs  |           |           |           |           |
|--------------------|----------------|------------|------------|------------|------------|-----------|-----------|-----------|-----------|-----------|
|                    | GP             | G          | A          | PTS        | PIM        | GP        | G         | A         | PTS       | PIM       |
| Anaheim            | 44             | 21         | 16         | 37         | 57         | 7         | 5         | 3         | 8         | 11        |
| Atlanta            | 9              | 7          | 8          | 15         | 0          | 0         | 0         | 0         | 0         | 0         |
| Boston             | 14             | 6          | 5          | 11         | 4          | 0         | 0         | 0         | 0         | 0         |
| Buffalo            | 14             | 5          | 2          | 7          | 4          | 0         | 0         | 0         | 0         | 0         |
| Carolina           | 12             | 7          | 2          | 9          | 17         | 0         | 0         | 0         | 0         | 0         |
| Chicago            | 42             | 17         | 14         | 31         | 16         | 2         | 1         | 1         | 2         | 0         |
| Columbus           | 28             | 15         | 14         | 29         | 23         | 0         | 0         | 0         | 0         | 0         |
| Colorado           | 65             | 23         | 33         | 56         | 61         | 0         | 0         | 0         | 0         | 0         |
| Dallas             | 41             | 8          | 11         | 19         | 38         | 0         | 0         | 0         | 0         | 0         |
| Detroit            | 44             | 13         | 26         | 39         | 60         | 12        | 3         | 5         | 8         | 19        |
| Edmonton           | 64             | 21         | 33         | 54         | 49         | 0         | 0         | 0         | 0         | 0         |
| Florida            | 15             | 8          | 6          | 14         | 9          | 0         | 0         | 0         | 0         | 0         |
| Los Angeles        | 43             | 23         | 22         | 45         | 32         | 0         | 0         | 0         | 0         | 0         |
| Minnesota          | 43             | 27         | 20         | 47         | 12         | 0         | 0         | 0         | 0         | 0         |
| Montreal           | 19             | 6          | 10         | 16         | 12         | 0         | 0         | 0         | 0         | 0         |
| New Jersey         | 13             | 5          | 6          | 11         | 2          | 0         | 0         | 0         | 0         | 0         |
| NY Islanders       | 13             | 8          | 5          | 13         | 9          | 0         | 0         | 0         | 0         | 0         |
| NY Rangers         | 14             | 8          | 7          | 15         | 6          | 0         | 0         | 0         | 0         | 0         |
| Nashville          | 32             | 18         | 19         | 37         | 15         | 0         | 0         | 0         | 0         | 0         |
| Ottawa             | 15             | 4          | 3          | 7          | 6          | 0         | 0         | 0         | 0         | 0         |
| Philadelphia       | 14             | 7          | 5          | 12         | 17         | 0         | 0         | 0         | 0         | 0         |
| Phoenix            | 43             | 29         | 14         | 43         | 40         | 0         | 0         | 0         | 0         | 0         |
| Pittsburgh         | 14             | 7          | 5          | 12         | 6          | 0         | 0         | 0         | 0         | 0         |
| San Jose           | 45             | 18         | 17         | 35         | 30         | 13        | 8         | 6         | 14        | 26        |
| St. Louis          | 44             | 17         | 33         | 50         | 32         | 0         | 0         | 0         | 0         | 0         |
| Tampa Bay          | 14             | 9          | 3          | 12         | 6          | 7         | 3         | 2         | 5         | 5         |
| Toronto            | 26             | 9          | 9          | 18         | 10         | 0         | 0         | 0         | 0         | 0         |
| Vancouver          | 62             | 23         | 32         | 55         | 53         | 7         | 5         | 3         | 8         | 9         |
| Washington         | 14             | 5          | 8          | 13         | 5          | 0         | 0         | 0         | 0         | 0         |
| <b>NHL Totals:</b> | <b>860</b>     | <b>374</b> | <b>388</b> | <b>762</b> | <b>631</b> | <b>48</b> | <b>25</b> | <b>20</b> | <b>45</b> | <b>70</b> |

## NHL HIGHLIGHTS

### FIRSTS:

**First GP:**..... 10/05/1996 at VAN  
**First Goal:**..... 10/05/1996 at VAN  
**First Asst:**..... 10/14/1996 at NYR

### MOSTS: MOST RECENTLY

**Goals:**.....4 (1X) 02/23/2003 at PHX  
**Assists:**..... 3 (11X) 11/27/2007 at DET  
**Points:**.....4 (12X) 12/16/2007 at STL (2G-2A)  
**SOG:**..... 10 (4X) 03/15/2007 at DAL  
**PIM:**..... 19 (1X) 10/28/2003 at COL  
**+/-:**..... 4 (3X) 12/13/2007 at TB

### LONGEST PERSONAL STREAKS:

**Goals:**..... 6 (2X) 11/28/2006 12/12/2006 (7G)  
**Assists:**..... 6 (1X) 10/22/2001 11/03/2001 (10A)  
**Pts:**.... 16 (1X) 01/29/2000 03/05/2000 (12G-14A)

### CUPS: NONE

## 2007-08 HIGHLIGHTS

Led all Flames in goals (50), assists (48), points (98) which was also a new career high, games played (82) +/- (-27), game winning goals (9) power play goals (9), and shots (338) ... registered a team high 25 multi-point games ... finished 3rd in NHL in scoring (98), goals (50), game winning goals (9), 4th in shots (338), T-8th in power play goals (15) T-9th in +/- (+27) ... had the Flames longest goals streak (Dec. 11-18 five games long) and the longest points streak (Oct. 30 – Nov. 17, five goals and five assists in eight games) ... was named the NHL's second Star of the Week (Oct. 15-21) registering 3G, 5A in three games ... was the Flames Molson Cup winner for the month of October (donating \$1000 to Juvenile Diabetes) ... surpassed Theoren Fleury for 2nd spot amongst all time Flames in games played with 792 games on Nov. 3 CGY 1 @ MIN 4 ... played in his 800th career NHL game on Nov. 22 CHI 2 @ CGY 1 ... set the all time franchise record for games played at 804 (surpassing Al MacInnis) on Nov. 29 ANA 4 @ CGY 1 ... recorded his 700th career point on Dec. 1 CLB 4 @ CGY 3 (OT) ... was named as the NHL's first Star of the Week (Dec. 10-16) registering seven goals (2 GWG) and three assists in four games (all road wins) ... scored his 25th goal of the campaign (50th point) on Dec. 27 CGY 3 @ VAN 5 ... won the Molson Cup for the month of December (donating \$1000 to Doctors Without Borders) ... voted to the NHL's Western Conference Starting Line-up for the All-Star Game for the first time on Jan. 8 ... Named as the team captain for the Western Conference All-Star Team on Jan. 16 ... registered one assist at the 2008 NHL All-Star Game on Jan. 27 ... scored the game winner and added an insurance goal to tie Theo Fleury at 364 for the all-time goal leader with the Calgary Flames on Mar. 1 CGY 3 @ PHX 1 ... scored his 365th goal as a Flame making him the all-time franchise goal scoring leader, also added two assists on Mar. 10 STL 3 @ CGY 7 ... registered his second hat-trick of the season on Mar. 22 MIN 4 @ CGY 5 ... was awarded the J.R. McCaig Award ... scored his 50th goal of the season on Apr. 5 CGY 7 @ VAN 1 (the last game of the season), marking the second time in his career he has reached the 50 goal plateau ... Won the Molson Cup three star Award ... was runner up for the Hart trophy ... **PLAYOFFS:** Led the Flames in goals (4), assists (5), points (7), power play goals (3), and average ice time amongst forwards (22:42) ... registered four multi-point games out of seven during the post season

## CAREER HIGHLIGHTS

**2006-07** 1st on team in points (94), goals (34), time on ice amongst forwards (22:03), shots (264), game winning goals (7), and T-2nd in PPG (13) and 2nd in assists (55) ... finished 11th in NHL goal scoring (39), 12th in points (94), and 17th in assists (55) ... Flames were 20-7-0-2 when scoring ... notched 27 MP games ... registered his 300th career assist on Dec.5 vs. CAR (W 3-0) ... scored his 300th career goal, and 600th career point on Dec.7 @ MIN (L/SO 3-2) ... missed 12 games due to a knee injury, and tied a career low with 70 games played ... had his largest offensive output of the season with two goals and two assists, led the Flames with a +3 and shots (4) on Dec.12 vs. MIN (W 5-2), and was named the games 1st star for the third consecutive game ... had his second four point night in the past three games with two goals and two assists, including the game winning goal on Dec.16 @ PHX (W 6-3), and was named the games 1st star for the fourth time in five games ... was named the NHL's First Star for the month of December registering: GP:15 G:10 A:16 PTS:26 PIM:4 +/-: +9 ... scored his 23rd goal of the season and left the game with a knee injury on Jan.4 vs. FLA (W/OT 5-4) ... had a three point night (1+2) in his first game back after missing 11 games with a knee injury on 2/2/07 vs. CLB (W 6-2), and was named the game 3rd star ... tied a season high in goals (2) and points (4), including scoring his 100th career power play goal, scoring the game winning goal, and passing Joe Nieuwendyk for 2nd spot on the all time Flames goal scorers list on Feb.24 vs. SJ (W 7-4), and was named the games 1st star ... scored the winning goal in the shootout to give the Flames its first shoot out victory of the season on 2/28/07 vs. MIN (W 2-1 SO) ... was the winner of the Molson Cup Standings for the month of February, and named Doctor's Without Borders as the recipient of the \$1000 donated on his behalf ... tied a Flames team record high with 10 shots on Mar.15 @ DAL (L 4-2), and was named as the games 2nd star ... scored a hat-trick (the only Flames hat-trick of the season) on Mar.29 @ MIN (W 4-2), and was named as the games 1st star ... finished the season 3rd on the all time Flames points list (664), 2nd on the Flames all-time goals list (324), 4th on the Flames all-time assists list (340), and 3rd on the Flames all time games played list (778) ... **PLAYOFFS:** played in all six games vs. DET leading the Flames with four points (2g, 2a) ... registered his first multi-point game of the 2007 playoffs with two assists on Apr.19 vs. DET (W 3-2) **2005-06** - One of only four Flames to appear in all 82 games leading the team with 67 points ... 1st on team in points, goals, PP goals, shots, 2nd in assists, 2nd in PPG points and T-3rd in GW goals ... scored 31 points on the PP and three points while SH ... Flames were 18-7-4 when scoring ... notched 15 MP games - Flames were 13-1-1 during these games ... Flames were 6-0-0 when posting a multiple goal games and 4-0-0 with more than one assist in a game ... scored his 35th goal and added an assist on Apr.17 @ ANA ... surpassed Gary Suter for 4th place on the Flames all-time points with a goal and assist on Apr. 8 @ VAN ... posted his 500th NHL career PIM on Apr. 3 vs. DET ... played in his 700th career game on Apr. 1 @ EDM ... posted two assists including one on the GWG on Mar. 31 vs. COL - 2nd assist tied him for 5th on the Flames all-time points list with Kent Nilsson (562) ... scored two goals (his 29th and 30th of the season - 5th time he has reached the 30th goal mark) on Mar. 13 vs. COL ... scored two goals and added an assist passing Guy Chouinard for 6th on the Flames all-time points leaders (530) on Dec. 7 @ NJ ... scored the GW/PP/penalty shot goal while adding two assists and a fight (to complete the "Gordie Howe Hat Trick") on Nov. 10 @ PHX - was also his first successful penalty shot goal ... scored his 258th goal as a Flame to move ahead of Gary Roberts for third on the club's all-time goal list while adding a PP assist on the GW goal ... posted an assist on Oct. 10 @ COL surpassing Gary Roberts for 7th on the Flames all-time points list (506) ... averaged 21:41 of ice-time ... **PLAYOFFS:** played in all seven games vs. ANA leading the Flames with eight points (5g, 3a) ... 1st on the team in points, goals, T-4th in assists, T-3rd in +/- (-3), 4th in PIMs and 1st in shots (24) ... was T-7th in NHL in points and T-4th in goals after first round ... scored a SH goal and added a PP assist in GM2 vs. ANA on Apr. 23 ... scored both Flames goals in GM4 @ ANA on Apr. 27 ... scored a PP goal and the GW goal in GM5 vs. ANA on Apr. 29 ... **2004-05** - represented Canada at the World Cup of Hockey ... **2003-04** - led the Flames in goals (41), points (73), +/- (+21), GW goals (10), PP goals (8), SH goals (4), GT goals (1), Shots (265) and 2nd in assists (32) ... nominated for the Hart Trophy ... T-1st in the NHL in goals (41), T-16th in points (73), T-4th in SH goals (4), T-6th in SH points (5), T-1st in GW goals (10) and 9th in shots (265) ... named runner-up for Offensive Player-of-the-Week (OPW) for the week of Mar 1-7 with six points in four games ... named runner-up for the OPW (Feb. 9-15) with six points in four games ... played in the Western Conference Team for the 2004 NHL All-Star Game ... posted 31 points at home and 42 on the road ... notched 21 PP points and five while SH ... Flames were 23-5-3-1 when scoring and 15-1-2-1 when posting a MP game (posted 19 during season) ... scored his 41st goal to tie for the Rocket Richard Trophy on Apr. 4 @ ANA ... recorded two assists including his 500th NHL career point on Mar. 27 vs. LA ... scored two goals, including the GW, and added an assist to finish the night +4 on Mar. 2 @ STL ... scored the GW goal and added an assist in his 600th career game on Feb. 11 @ VAN ... posted his 4th career hat-trick and 1st at the Saddledome on Feb. 3 vs. LA ... scored two goals and added an assist on Jan. 30 vs. CHI (2nd goal was 230th of career passing Kent Nilsson for 4th on Flames all-time goals list) ... recorded two assists to pass Paul Reinhart for 9th place on the Flames all-time points list on Nov. 27 vs. COL ... scored a goal on Nov. 9 @ CLB to tie Al MacInnis for sixth place on the Flames all-time goal list (213) ... posted a "Gordie Howe Hat Trick" with a goal, an assist and a fight while also adding another assist on Oct. 25 @ EDM ... named team Captain on Oct. 8 ... averaged 21:18 of ice-time ... missed one game due to injury ... voted the Best Hockey Player at the ESPY Awards ... **PLAYOFFS:** posted 22 points in 26 games ... led the Flames in goals (13), points (22), +/- (+13), PP goals (4), SH goals (2), T-1st in GW goals (3), 3rd in assists (9) and 3rd in PIMs (45) ... 1st in NHL in goals (13), T-1st in SH goals (2), 2nd in +/- (+13) ... led the Flames with eight points (5g, 3a) in seven games vs. VAN ... scored two goals and assisted the OT/PP winner in Game 7 on Apr. 19 @ VAN ... posted four MP games and a six game scoring streak from Apr. 27-Mar 11 (2g, 4a) ... scored the GW goal and posted a PP assist on Apr. 15 @ VAN ... scored one goal and added three assists in six games vs. DET ... assisted the OT winner in Game 6 vs. DET ... assisted the GW goal in Game 5 on May 1 @ DET ... played in all six games in the Western Conference Championship vs. SJ leading the Flames with four goals, a +6 rating while also posting an assist ... scored the GW/SH goal and went +2 in Game 5 @ SJ on May 17 ... assisted the OT winner in GAME 1 @ SJ on May 9 ... led the Flames with five points in the Stanley Cup Finals vs. TV ... scored a goal, assisted the OT winner, went +2 and led all skaters with 30:54 of ice-time in Game 5 @ TB on June 3 ... scored a PP goal, added a PP assist on the GW goal and recorded a fight to complete the Gordie Howe Hat Trick (goal, assist & fight) in Game 3 vs. TB on May 29 ... scored the GW/SH goal in his first Stanley Cup Final appearance in game one at TB on May 25 ... **2002-03** - led the Flames in points (67), 2nd in assists (32) and 1st in goals (35) ... recorded 32 points (14g, 18a) at home and 35 points (21g, 14a) on the road ... Flames were 13-11-4-0 when scoring a goal ... posted 16 MP games, four MG games and five MA games; Flames were 10-4-2-0 during MP games ... posted a "Gordie Howe Hat Trick" with a goal, an assist and a fight on Mar. 18 @ LA ... scored a career high four goals including his 200th career NHL goal (PP, SH, EV & EN) and was a +3 on Feb. 23 @ PHX ... scored his 2nd career hat-trick and added an assist on Feb. 7 @ EDM ... scored his 400th NHL career point

## CAREER HIGHLIGHTS CONT

(goal) on Feb. 6 vs. CHI ... averaged 21:25 minutes of ice-time ... missed seven games due to injury ... posted an assist for the Western Conference team and came in second in the hardest shot competition at the 2003 All-Star Weekend ... named the 2002 Calgary Booster Club Male Athlete of the Year ... **2001-02** - won the Art Ross Trophy as the NHL's leading point scorer and the Maurice Rocket Richard Trophy as the NHL's leading goal scorer - also captured the Lester B. Pearson Award as the NHLPA's MVP as voted on by the other NHL players ... led the NHL in points (96) and goals (52), 2nd in PP goals (16), T-6th in PP points (30), T-7th in GT goals (2), T-9th in GW goals (7), 4th in shots (311) and T-7th in +/- (+27) ... 1st on the team in points (96), goals (52), +/- (+27) and 2nd in assists (44) ... named NHL Player of the Month for November after scoring 18 points (12 goals, 6 assists) in 12 games ... named NHL Player of the Week for the week of Oct. 22-28 posting 11 points (4g, 7a) and a +5 rating in four games ... won the Molson Cup (3-Star Selections) and Scurfield Humanitarian Award for the second consecutive season ... recorded 31 MP games, 11 MG games and 11 MA games - team was 20-3-5-2 when posting a MP game ... Flames were 23-10-5-2 when scoring a goal ... scored his 50th and 51st goals of the season on Apr. 7 at CHI (8th time a Calgary Flame has scored 50+ goal - and only NHL player to score 50 goals in 2001-02 season) ... scored his 1st NHL career hat trick (natural), added an assist and went +4 on Mar. 4 at NYR ... posted 31 points (18g, 13a) in 15 games (tied-longest streak in NHL during season) from Oct. 18-Nov. 22 ... scored two goals on Nov. 20 vs. Los Angeles (2nd goal was his 300th NHL career point) ... recorded a "Gordie Howe Hat Trick" with a goal, an assist and a fight (also added another assist) on Oct. 10 at DET - for the 2nd time in his career (1st also vs. DET) ... **2000-01** - 1st on the team in points (71), 1st in goals (31), 2nd in assists (40), 2nd in shots (209), 1st in GT goals (3) and t-2nd in PP goals (10) ... led the team in PP points (28) ... the Flames were 12-10-4-1 when scoring a goal ... posted 19 MP games: Flames were 10-5-4-0 when posting a MP game ... scored his 30th goal of the season for the 1st time in his career on Mar. 25 at CHI ... scored a career high four points (1g, 3a) on Jan. 21 vs. DET (also recorded a fighting major to complete the "Gordie Howe" Hat-Trick with a goal, an assist and a fight) ... scored his 100th NHL career goal on Dec. 9 vs. CAR ... named and assistant captain on Dec. 7 ... missed five games due to injury ... donated \$1,000 for each goal scored during the season to KidSport Calgary (\$31,000) ... **1999-00** - named FedEx/NHL Player of the Month for Feb. recording 21 points (10g, 11a) in 12 games ... finished 2nd on the team in goals (29), 2nd in points (63), second in GW goals (4), third in PP points (23) and 3rd in assists (34) ... posted 15 MP games ... recorded a career high four points (1g, 3a) on Feb. 26 vs. ATL ... posted a 16 game point scoring streak (longest streak in the NHL that season) posting 26 points (12g, 14a) from Jan. 29-Mar. 5 ... agreed to terms with the Flames on Oct. 8 ... scored 37 points (17g, 20a) at home and 26 points (12g, 14a) on the road ... missed two games due to injury and three due to being unsigned ... **1998-99** - was the only Flame to play in all 82 games ... finished 1st in goals (28), 2nd in shots (211) and T-2nd in PP goals (7), GW goals (4) and GT goals (1) ... 4th on the team in points (51) ... recorded 14 MP games, including three points (1g, 2a) on Mar. 9 at STL ... scored four-two goal games ... posted three consecutive MP games from Mar. 5-9 posting seven points (2g, 5a) in that span ... **1997-98** - recorded eight MP games ... played in his 100th NHL career game on Nov. 9th at DET ... scored the Flames 1st goal of the season for the second consecutive year ... **1996-97** - played in his first NHL season, appearing in all 82 regular season games for the Flames (one of only three Flames) ... led all NHL rookies in points with 50 (21g, 29a), 3rd in goals (21), 3rd in assists (29) and 1st in PP goals (8) ... runner-up for the Calder Trophy for the NHL's most outstanding rookie ... collected nine MP games, including three assists on Feb. 7 vs. WSH ... went +6 in three games from Jan. 4-9 ... changed his jersey number from 24 to 12 on Jan. 2, 1997 ... **1995-96 - PLAYOFFS:** appeared in his first NHL career playoff game Apr. 21, 1996 vs. CHI...recorded two points (1g, 1a) in two playoff appearances

## INTERNATIONAL HIGHLIGHTS

**2006** - scored two goals and added an assist in six games with Canada at the 2006 Winter Olympics ... **2004** - captured the World Cup of Hockey Championship with Team Canada posting two goals and one assist in six games ... **2002** - won a Gold Medal with Team Canada at the 2002 Winter Olympics scoring three goals and adding an assist in six games - scored three points (2g, 1a) in the Gold Medal win over the US ... **1997** - represented Canada's gold-medal team at the 1997 World Championships ... **1996** - led Canada to the gold medal at the 1996 World Jr. Hockey Championships in Boston, MA with 12 points (5g, 7a) in six games ... at World Junior Championships, earned First All-Star Team honours, named the Tournament's Most Outstanding Forward, and was the scoring champion

## JUNIOR HIGHLIGHTS

Played three seasons in the Western Hockey League scoring 246 points (102g, 134a) in 183 games ... won two Memorial Cup Championships with Kamloops Blazers in '93-'94 and '94-'95 ... **1995-96** - recorded 136 points (63g, 73a) in 63 games with Kamloops, ranked fourth in the WHL ... posted seven points vs. the Seattle Thunderbirds Feb. 9 (1g, 6a)...named WHL Player-of-the-Year and named to WHL's First All-Star Team ... **1994-95** - posted 18 points in the playoffs during Kamloops second straight Memorial Cup Championship ... won the George Parsons Trophy for sportsmanship ... **1993-94** - played in his rookie season in the WHL posting 39 points in 48 games ... recorded nine points in the playoffs en-route to his first Memorial Cup Championship

WE  
ARE





**MIKKA KIPRUSOFF**

WE  
ARE







## 2007-08 HIGHLIGHTS

Finished 3rd amongst NHL goalies in wins (39), games played (76) and shots against (2096), 4th in saves (1899) and time on ice (4,398), 7th in PIMS (8), and 8th in assists (2) ... Finished second in the Molson Cup three-star standings ... registered his first win of the season with a 24 save performance on Oct.12 @ DAL 3-2 OT ... registered his first home win of the season with a 31 save performance on Oct.18 LA 3 @ CGY 4 ... signed a six year contract extension on Oct.29 ... made 26 saves in his 7th win of the season, and had an assist on the game tying goal on Nov.13 MIN 2 @ CGY 3 ... made 32 saves on 33 shots including stopping all three in the shootout on Dec.11 CGY 2 @ FLA 1 SO, and was named as the games 1st star for the second consecutive game ... recorded his sixth straight road win and was named 1st star with 36 saves on Dec.18 CGY 3 @ CLB 1 ... was runner-up in the Molson Cup standings for the month of December (donated \$500 to Breast Cancer) ... earned his 20th win of the season with a 29 save performance on Jan.2 NYR 3 @ CGY 4 ... had a season high 40 saves on Feb.12 CGY 4 @ SJ 3 OT ... stopped Jeff Giuliano on a penalty shot on Feb.15 CGY 3 @ LA 6 ... earned his 30th win of the season making 24 saves on 25 shots on Feb.19 CGY 4 @ PHX 1 ... earned his first shutout of the season with a 38 save performance on Feb.22 DET 0 @ CGY 1 ... was named as the NHL's 2nd star of the week (Feb.18-24) registering three wins, his first shutout of the season, a .980 (100 of 102 shots) save percentage and a 0.67 GAA ... earned his second shutout of the season with a 39 save performance on Mar.4 CLB 0 @ CGY 1 ... played in his 300th career game, winning with a 34 save performance on Mar.16 CGY 4 @ CHI 2 ... earned his 38th win of the season tying him with Rejean Lemelin for 3rd on the Flames all time wins list (144) on Mar.25 VAN 2 @ CGY 3 ... won his 145th game as a Flame moving him in to 3rd place on the Flames all time list on Apr.1 CGY 3 @ EDM 2 ... **PLAYOFFS:** played in all seven playoff games recording two wins, one shutout and a .908% save percentage ... registered his first win of the playoffs with a 37/39 save performance on Apr.9 CGY 3 @ SJ 2 ... made an outstanding 41 saves on 43 shots (.954%) on Apr.10 CGY 0 @ SJ 2 ... made 21 saves to record his 6th career playoff shutout (1st since game #3 of the Stanley Cup Final in 2004) on Apr.20 SJ 0 @ CGY 2

## CAREER HIGHLIGHTS

**2005-06** Played in his third season with the Flames ... finalist for Vezina Trophy ... named to the Western Conference All-Star Team ... played in 74 games posting a 40-24-9 record with 7 shut-outs, a .917 save % and a 2.46 GAA ... was T-2nd in wins (40), T-3rd in shut-outs (7), and 12th in GAA (2.46) amongst NHL goaltenders ... set a new Flames record for shut-outs (21) in a career ... posted 7 shut-outs: Mar. 27 @ MIN (38 saves), Jan. 20 @ EDM (32 saves), Jan. 9 vs. MIN (26 saves), Dec. 5 vs. CAR (23 saves), Nov. 14 vs. STL (24 saves), Nov. 10 vs. ANA (37 saves), and Oct. 12 @ OTT (33 saves) ... named as the Calgary Flames Molson Cup Winner having been picked as one of the games three stars in 24 (a third) of the games he played in ... was named Second Star in the NHL "Three Stars" for the week ending Nov. 12 ... was named First Star in the NHL "Three Stars" for the week ending Apr. 1 with three wins, a 1.30 GAA and a .959 save percentage and one shut-out ... earned his second longest consecutive shut-out streak at 16:20 from Nov. 11 through Nov. 17 ... registered 10,000 minutes played on Nov. 14 vs. STL (W 3-0) ... surpassed Phil Myre on the Flames all-time career wins list to move into 47th spot with 106 wins on Nov. 28 vs. COL (W 5-2) ... recorded his 100th career win on Jan. 9 vs. MIN (W 3-0) ... played in his 200th career game on Jan. 17 @ DAL (L 2-4) ... earned his 100th win as a Flame on Mar. 12 vs. STL (W 5-4) ... **PLAYOFFS:** played in all six games vs. DET posting a 2-4 record, a .929 save percentage and a 2.81 GAA **2005-06** Played in his second season with the Flames, was named to the NHL First All-Star Team, captured the William Jennings Trophy for the team allowing the fewest goals against and the Vezina Trophy for best goalie in the league ... also a finalist for the Hart Trophy ... played in 74 games posting a 42-20-11 record with 10 shut-outs, a 92.3 save % and a 2.07 GAA ... set a new Flames record for wins (42) in a season and individual shut-outs (10) ... led the league in GAA, shut-outs, 2nd in wins and 3rd in save % (while playing at least 31 games more than each of the leaders) ... won the Defensive Player of the Week award (DPW) for the week ending Apr. 16th with a 0.67 GAA and a 2-0-1 record with two shut-outs ... named runner-up for DPW for week ending Apr. 2 with a 1.67 GAA and a 3-0-0 record ... named runner-up for DPW for the week of Feb. 5-12 with a 2.00 record and a 2.00 GAA ... named runner-up Defensive Player of the Month (DPM) for Dec. posting a 8-2-1 and a 2.41 GAA ... named DPW for the week ending Dec. 11 playing two games posting 0.47 GAA and 98.3 save % ... named DPW for the first week of Nov. playing in three games posting a 3-0-0 record, a 0.33 GAA, one GA, two shut-outs and a 98.4 save % ... posted 10 shut-outs: Apr. 13 vs. COL (23 saves), Apr. 11 vs. ANA (32 saves), Mar. 9 vs. DAL (39 saves), Mar. 4 vs. SJ (26 saves), Jan. 6 vs. TOR (27 saves), Dec. 17 vs. BOS (26 saves), Dec. 6 at PHI (27 saves), Nov. 5 vs. VAN (23 saves), Nov. 1 vs. MIN (23 saves), Oct. 15 vs. EDM (33 saves) ... set a new Flames record with his 40th win on Apr. 7 vs. MIN ... tied Mike Vernon for most wins in a season by a Flames goaltender (39) on Apr. 5 vs. PHX ... set a new personal record with his 25th win of the season making 29 saves on 30 shots on Jan. 21 vs. BUF ... set a new Flames record with his 6th shut-out stopping all 27 shots from TOR on Jan. 6 ... did not allow a goal for 117:40 from Oct. 10 (9:34-3rd period) to Oct. 17 (7:14-3rd period) ... **PLAYOFFS:** played in all six games vs. ANA posting a 3-4 record, a .929 save percentage and a 2.24 GAA ... **2004-05** - played in 46 games with Timra IK of the Swedish Elite League posting a 2.14 GAA with five shut-outs ... **PLAYOFFS:** played in six playoff games recording a 2.19 GAA ... **2003-04** - played his first season with the Flames setting a new NHL record for GAA (1.69) in a season ... led the NHL in GAA and was tied for first in save % (93.3) ... finished second in balloting for the Vezina Trophy ... captured the defensive Player of the Week honours for the week of Feb. 9-15 recording a 3-0-0 record, a 1.34 GAA and a 94.0 save % ... named NHL Defensive Player of the Month for December ... named NHL Defensive Player of the Week for the week of Dec. 1-7 posting a 4-0-0 record, a 1.00 GAA and a 95.7 save % ... established new Flames record in GAA (1.69) and save % (93.3) in a season while also helping set a new team record with 111 team shut-outs ... posted a career high 24 wins while appearing in a career high 38 NHL games ... recorded his 20th win on the season on Mar. 16 at DET ... made a season high 35 saves in a OT win on Dec. 16 at PHI ... recorded his first shut-out with the Flames making 23 saves on Dec. 11 vs. CAR ... posted his fourth straight win and allowed only one goal on Dec. 7 vs. PIT ... made 22 saves on 23 shots for his first win with Calgary (also his first game with Flames) on Nov. 20 vs. MTL ... **PLAYOFFS:** played in the most playoff games (26) of all goaltenders in the playoffs posting a 15-11 record with five shut-outs and a 1.85 GAA ... led all goalies with five playoff shut-outs (Flames team record) ... recorded his 15th win of the playoffs making 26 saves on 28 shots in Game 5 at TB on June 3 ... posted his fifth shut-out of the playoffs and his first in the Stanley Cup Finals making 21 saves in Game 3 vs. TB on May 29 ... made 23 saves on 24 shots to post his win in his first Stanley Cup Final appearance on May 25 at TB ... allowed only one goal in the series winning game in Game 6 vs. SJ on May 19 ... posted his 4th shut-out in setting a new team record for most shut-outs in the playoffs) making 19 saves in Game 5 at SJ on May 17 ... made 49 saves on 52 shots against his former team in a 4-3 win in Game 1 at SJ on May 9 ... recorded his 2nd consecutive shut-out in Game 6 vs. DET (making 38 saves) ... stopped all 31 shots faced in a 1-0 win in Game 5 on May 1 at DET ... made 26 saves in a Game 7 OT win on Apr. 19 at VAN ... recorded his 1st NHL career playoff shut-out while also posting a PP assist on Apr. 13 vs. VAN ... posted his 2nd career playoff win and his 1st with the Flames making 25 saves on 26 shots on Apr. 9 at VAN ... made his Calgary Flames post season debut on Apr. 7 at VAN ... **2002-03** - stopped 33 shots in OT win Mar. 6 vs. MTL ... made season-high 35 saves on a season-high 37 shots faced Mar. 4 at EDM ... stopped 23 shots on 4-2 victory Feb. 14 at CHI ... stopped 27 shots in 0-1 loss Feb. 12 at CLB ... faced 36 shots in OT loss Jan. 22 vs. NJ ... posted first shutout of the season and third of his career with a 29-save effort Jan. 11 vs. VAN ... stopped 27 shots in OT loss Dec. 16 at NYR ... stopped 20 shots to pick up first win of the season Oct. 24 at NSH ... **2001-02** - netted second NHL shutout Mar. 9 vs. VAN, making 32 saves ... named runner-up for NHL Player of the Week for Dec. 31-Jan. 6 after posting 3-0-0 record, 0.78 GAA, .974 save percentage and a shutout ... finished 10th in voting for Calder Memorial Trophy ... posted first career shutout making 28 saves on Jan. 5 vs. FLA ... named Sher-Wood AHL Player of the Week for the period ending Nov. 25 after posting a 4-0-0 record, 1.73 GAA and .949 save % in 4 games with Cleveland (AHL) during conditioning assignment ... made career-high 38 saves in 2-2 tie Oct. 20 at NYI ... **PLAYOFFS:** - appeared in one game and made two saves in eight minutes at COL (May 4, G2, WCS) ... **2000-01** - made 1st career NHL start, stopping 22 shots and picked up 2nd win of the season Apr. 8 at ANA ... recorded 1st career NHL win, stopping 12 shots in relief Mar. 29 vs. ANA ... shared team shutout with Nabokov in 3-0 win vs. MTL on Mar. 12 ... recalled from Kentucky Mar. 5 ... posted 19-9-6 record (36 games), 2 shutouts, ranked 3rd in AHL in GAA (2.24) and T-3rd in save % (.926) at time of recall ... started 2nd consecutive AHL All-Star Game ... made NHL debut Oct. 24 at CAR in relief of a temporarily injured Nabokov ... **PLAYOFFS:** made 1st career NHL playoff start and captured 1st career playoff win (also becoming the 1st Finnish-born netminder to capture a NHL postseason win) with 39 saves in Game 4 vs. STL on Apr. 17 (3-2 W) ... his 39 saves in Game 4 is tied for the 5th highest total for a rookie goaltender in his 1st career playoff start ... combined with Nabokov to become 1st goaltending duo since 1995 (WSH's Jim Carey and Olaf Kolzig) to capture their 1st career playoff wins in the same series ... made NHL playoff debut with 20 minutes of relief in Game 3 vs. STL on Apr. 16 ... **1999-00** - finished 4th in AHL GAA (2.48) and helped Kentucky capture their 1st-ever Mid-Atlantic Division title ... dressed for 1st NHL game Feb. 26 vs. LA (DNP) ... ranked 1st in AHL with a .927 save % and 2nd with a 2.38 GAA at time of recall ... started in AHL All-Star Game for Planet/USA ... posted 1st AHL shutout in 1-0 win over St. John's, stopping 26 shots ... stopped 49 of 50 shots Dec. 3 vs. Albany ... made AHL debut Oct. 2 at Cincinnati ... **1998-99** - led Finnish League in wins (26) and TPS to regular season and playoff championship of Finnish League ... rated one of top goaltenders in Finland ... helped team capture Finnish League title

## INTERNATIONAL HIGHLIGHTS

**2004** - played in all six games with Finland at the World Cup helping lead his team to the finals while posting a 4-1-1 record with a 1.48 GAA, two shut-outs and a 94.0 save % ... **2001** - competed for Team Finland at World Championships held in Germany, helping club capture Silver Medal ... **1999** - represented Finland at World Championships in Norway ... **1996** - played three games with Finland at the World Junior Championships in Boston, MA ... **1995** - represented Finland at the World Junior Championships in Red Deer, AB posting a 2.58 GAA in two games



**DAYMOND LANGKOW**

**WE ARE THE C of RED™**



# 22 DAYMOND LANGKOW - C

**BORN:** Edmonton, AB  
**DATE:** September 27, 1976  
**HEIGHT:** 5'11"  
**WEIGHT:** 180 lbs.  
**SHOOTS:** Left

**HOW ACQUIRED:** From Phoenix for Denis Gauthier and Oleg Saprykin on August 26, 2004

## CAREER RECORD

| Season        | Club          | REGULAR SEASON |            |            |            |            | PLAYOFFS   |           |           |           |           |           |
|---------------|---------------|----------------|------------|------------|------------|------------|------------|-----------|-----------|-----------|-----------|-----------|
|               |               | Lea.           | GP         | G          | A          | PTS        | PIM        | GP        | G         | A         | PTS       | PIM       |
| 1991-92       | Edmonton Pats | AMHL           | 35         | 36         | 45         | 81         | 100        | -         | -         | -         | -         | -         |
|               | Tri-City      | WHL            | 1          | 0          | 0          | 0          | 0          | -         | -         | -         | -         | -         |
| 1992-93       | Tri-City      | WHL            | 64         | 22         | 42         | 64         | 100        | 4         | 1         | 0         | 1         | 4         |
| 1993-94       | Tri-City      | WHL            | 61         | 40         | 43         | 83         | 174        | 4         | 2         | 2         | 4         | 15        |
| 1994-95       | Tri-City      | WHL            | 72         | *67        | 73         | *140       | 142        | 17        | 12        | 15        | 27        | 52        |
| 1995-96       | Tampa Bay     | NHL            | 4          | 0          | 1          | 1          | 0          | -         | -         | -         | -         | -         |
|               | Tri-City      | WHL            | 48         | 30         | 61         | 91         | 103        | 11        | 14        | 13        | 27        | 20        |
|               | Canada        | WJC            | 5          | 3          | 3          | 6          | 2          | -         | -         | -         | -         | -         |
| 1996-97       | Tampa Bay     | NHL            | 79         | 15         | 13         | 28         | 35         | -         | -         | -         | -         | -         |
|               | Adirondack    | AHL            | 2          | 1          | 1          | 2          | 0          | -         | -         | -         | -         | -         |
| 1997-98       | Tampa Bay     | NHL            | 68         | 8          | 14         | 22         | 62         | -         | -         | -         | -         | -         |
| 1998-99       | Tampa Bay     | NHL            | 22         | 4          | 6          | 10         | 15         | -         | -         | -         | -         | -         |
|               | Cleveland     | IHL            | 4          | 1          | 1          | 2          | 18         | -         | -         | -         | -         | -         |
|               | Philadelphia  | NHL            | 56         | 10         | 13         | 23         | 24         | 6         | 0         | 2         | 2         | 2         |
| 1999-00       | Philadelphia  | NHL            | 82         | 18         | 32         | 50         | 56         | 16        | 5         | 5         | 10        | 23        |
| 2000-01       | Philadelphia  | NHL            | 71         | 13         | 41         | 54         | 50         | 6         | 2         | 4         | 6         | 2         |
| 2001-02       | Phoenix       | NHL            | 80         | 27         | 35         | 62         | 36         | 5         | 1         | 0         | 1         | 0         |
| 2002-03       | Phoenix       | NHL            | 82         | 20         | 32         | 52         | 56         | -         | -         | -         | -         | -         |
| 2003-04       | Phoenix       | NHL            | 81         | 21         | 31         | 52         | 40         | -         | -         | -         | -         | -         |
| 2004-05       | Did Not Play  | -              | -          | -          | -          | -          | -          | -         | -         | -         | -         | -         |
| 2005-06       | Calgary       | NHL            | 82         | 25         | 34         | 59         | 46         | 7         | 1         | 5         | 6         | 6         |
| 2006-07       | Calgary       | NHL            | 81         | 33         | 44         | 77         | 44         | 6         | 2         | 2         | 4         | 4         |
| 2007-08       | Calgary       | NHL            | 80         | 30         | 35         | 65         | 19         | 7         | 3         | 2         | 5         | 0         |
| <b>TOTALS</b> |               | <b>NHL</b>     | <b>868</b> | <b>224</b> | <b>331</b> | <b>555</b> | <b>483</b> | <b>53</b> | <b>14</b> | <b>20</b> | <b>34</b> | <b>37</b> |
|               |               | <b>FLAMES</b>  | <b>243</b> | <b>88</b>  | <b>113</b> | <b>201</b> | <b>109</b> | <b>20</b> | <b>6</b>  | <b>9</b>  | <b>15</b> | <b>10</b> |
|               |               | <b>AHL</b>     | <b>2</b>   | <b>1</b>   | <b>1</b>   | <b>2</b>   | <b>0</b>   | <b>-</b>  | <b>-</b>  | <b>-</b>  | <b>-</b>  | <b>-</b>  |
|               |               | <b>IHL</b>     | <b>4</b>   | <b>1</b>   | <b>1</b>   | <b>2</b>   | <b>18</b>  | <b>-</b>  | <b>-</b>  | <b>-</b>  | <b>-</b>  | <b>-</b>  |
|               |               | <b>WHL</b>     | <b>246</b> | <b>159</b> | <b>219</b> | <b>378</b> | <b>519</b> | <b>36</b> | <b>29</b> | <b>30</b> | <b>59</b> | <b>91</b> |

## LANGKOW VS. NHL

| TEAM               | Regular Season |            |            |            |            | Playoffs  |           |           |           |           |
|--------------------|----------------|------------|------------|------------|------------|-----------|-----------|-----------|-----------|-----------|
|                    | GP             | G          | A          | PTS        | PIM        | GP        | G         | A         | PTS       | PIM       |
| Anaheim            | 37             | 12         | 12         | 24         | 19         | 7         | 1         | 5         | 6         | 6         |
| Atlanta            | 16             | 5          | 9          | 14         | 16         | 0         | 0         | 0         | 0         | 0         |
| Boston             | 26             | 4          | 9          | 13         | 27         | 0         | 0         | 0         | 0         | 0         |
| Buffalo            | 25             | 3          | 9          | 12         | 23         | 11        | 5         | 5         | 10        | 4         |
| Carolina           | 22             | 3          | 8          | 11         | 13         | 0         | 0         | 0         | 0         | 0         |
| Calgary            | 22             | 5          | 5          | 10         | 8          | 0         | 0         | 0         | 0         | 0         |
| Chicago            | 33             | 4          | 8          | 12         | 10         | 0         | 0         | 0         | 0         | 0         |
| Columbus           | 25             | 9          | 9          | 18         | 12         | 0         | 0         | 0         | 0         | 0         |
| Colorado           | 44             | 11         | 24         | 35         | 12         | 0         | 0         | 0         | 0         | 0         |
| Dallas             | 36             | 9          | 12         | 21         | 6          | 0         | 0         | 0         | 0         | 0         |
| Detroit            | 32             | 8          | 10         | 18         | 14         | 6         | 2         | 2         | 4         | 4         |
| Edmonton           | 44             | 17         | 13         | 30         | 35         | 0         | 0         | 0         | 0         | 0         |
| Florida            | 26             | 6          | 10         | 16         | 30         | 0         | 0         | 0         | 0         | 0         |
| Los Angeles        | 39             | 18         | 20         | 38         | 33         | 0         | 0         | 0         | 0         | 0         |
| Minnesota          | 37             | 15         | 14         | 29         | 20         | 0         | 0         | 0         | 0         | 0         |
| Montreal           | 23             | 4          | 7          | 11         | 10         | 0         | 0         | 0         | 0         | 0         |
| New Jersey         | 26             | 5          | 9          | 14         | 19         | 5         | 1         | 1         | 2         | 0         |
| NY Islanders       | 29             | 6          | 12         | 18         | 8          | 0         | 0         | 0         | 0         | 0         |
| NY Rangers         | 29             | 12         | 9          | 21         | 14         | 0         | 0         | 0         | 0         | 0         |
| Nashville          | 30             | 5          | 16         | 21         | 18         | 0         | 0         | 0         | 0         | 0         |
| Ottawa             | 25             | 5          | 6          | 11         | 22         | 0         | 0         | 0         | 0         | 0         |
| Philadelphia       | 18             | 4          | 5          | 9          | 8          | 0         | 0         | 0         | 0         | 0         |
| Phoenix            | 24             | 2          | 17         | 19         | 18         | 0         | 0         | 0         | 0         | 0         |
| Pittsburgh         | 30             | 7          | 13         | 20         | 22         | 6         | 1         | 3         | 4         | 21        |
| San Jose           | 36             | 10         | 15         | 25         | 10         | 12        | 4         | 2         | 6         | 0         |
| St. Louis          | 30             | 11         | 11         | 22         | 10         | 0         | 0         | 0         | 0         | 0         |
| Tampa Bay          | 16             | 3          | 4          | 7          | 10         | 0         | 0         | 0         | 0         | 0         |
| Toronto            | 16             | 4          | 5          | 9          | 4          | 6         | 0         | 2         | 2         | 2         |
| Vancouver          | 43             | 9          | 20         | 29         | 24         | 0         | 0         | 0         | 0         | 0         |
| Washington         | 29             | 8          | 10         | 18         | 8          | 0         | 0         | 0         | 0         | 0         |
| <b>NHL Totals:</b> | <b>868</b>     | <b>224</b> | <b>331</b> | <b>555</b> | <b>483</b> | <b>53</b> | <b>14</b> | <b>20</b> | <b>34</b> | <b>37</b> |

## NHL HIGHLIGHTS

### FIRSTS:

**First GP:**..... 10/07/1995 vs CGY  
**First Asst:** ..... 10/17/1995 at WPG  
**First Goal:**..... 11/19/1996 vs LA

### MOSTS: MOST RECENTLY

**Goals:**.....3 (3X) 01/18/2008 vs LA  
**Assists:** .....3 (6X) 12/16/2006 at PHX  
**Points:**.....4 (3X) 01/11/2007 at COL (2G-2A)  
**SOG:**.....9 (3X) 01/20/2001 vs FLA  
**PIM:**.....17 (1X) 03/04/1998 at EDM  
**+/-:**.....5 (1X) 12/13/2007 at TB

### LONGEST PERSONAL STREAKS:

**Goals:**.....3 (10X) 02/12/2008 02/17/2008 (3G)  
**Assists:** ..... 6 (4X)11/28/2006 12/12/2006 (7A)  
**Pts:**.....9 (2X)11/22/2006 12/12/2006 (3G-10A)

### CUPS: NONE

## 2007-08 HIGHLIGHTS

Finished 2nd on the team in goals (30), 3rd in points (65), and 5th in assists (35) which was his second best offensive output of his career ... registered his first multi-goal game of the season with two PPGs on Oct.4 PHI 3 @ CGY 2 ... had back-to-back two goal games when he netted two third period goals on Oct.6 VAN 4 @ CGY 3 (OT) - he is the only Flame to ever score two goals in each of the first two games of the season ... had his fourth multi-point game of the season, scored his 200th career goal, and his 500th career point, scored the game winning goal, had a Gordie Howe hat-trick as he registered Dustin Brown on Oct.18 LA 3 @ CGY 4, and was named as the games 1st star ... he has scored two goals in each of his first three home games ... finished his 300th career assists on Oct.20 EDM 1 @ CGY 4 ... played in his 800th career game and had a pair of assists on Oct.30 NSH 1 @ CGY 5 ... was runner-up for Flames Molsen Cup for the month of October (donating \$500 to Kids Cancer Care Foundation of Alberta) ... registered his first hat-trick as a Flame, and scored the game winning goal on Jan.18 LA 1 @ CGY 6 ... scored his 25th goal of the season on Feb.24 CGY 2 @ MIN 1 ... scored his 30th goal of the season on Apr.3 CGY 1 @ MIN 3 ... finished 4th in the Molsen Cup three-star standings ... **PLAYOFFS:** finished T-2nd on the team in goals (3), 2nd in power play goals (2), and T-3rd in points (5) while averaging 18:21 in ice time

## CAREER HIGHLIGHTS

**2006-07** Playing in his second season with the Flames, posted new career highs in points (77), goals (33), and assists (44) ... selected as Calgary's Masterton Trophy nominee ... had 18 MP games ... Flames were 20-6-3-1 when scoring ... registered 1+1 on Oct. 14 @ TOR (OTL 5-4) ... led the Flames in shots with 7 on Oct.19 @ BOS (L 3-2) ... hit the post on a penalty shot (Joseph) and added two assists on Oct.24 vs. PHX (W 6-1), was named the games 1st star ... scored one goal and added two assists, tied for the lead in shots with 5, tied for the lead with +2 and Nov.3 @ CLB (LSO 5-4), and was named the games 1st star ... scored the game winning goal on Nov.10 vs. ANA (W 3-0) ... scored the game winning goal, led all Flames in shots with 5 on Nov.14 vs. STL (W 3-0) ... had a nine point games streak from Nov.22 - Dec.12 (3g, 10a) ... had a six game assist streak from Nov.28 - Dec.12 (2g, 7a) ... registered an assist on the game tying goal on Dec.1 vs. CLB (W 2-1) ... scored the game winning goal and added an assist, led all Flames with a +3 on Dec.5 vs. CAR (W 3-0), and was named the games 3rd star ... scored one goal and added an assist on Dec.12 vs. MIN (W 5-2), and was named the games 3rd star ... had his highest offensive output of the season with one goal and three assists on Dec.16 @ PHX (W 6-3), and was named the games 2nd star ... had his second consecutive game with 1+1 on Dec.12 vs. LA (W 6-4) ... scored the game winning goal on Jan.9 vs. MIN (W 3-0) ... had a four point night (2+2), including a short handed game winning goal on Jan.11 @ COL (W 7-3), and was named the games 2nd star ... scored two goals (both on the power play) for the 2nd time this season on Feb.13 vs. ATL (W 4-1), and was named as the games 1st star ... tied a season high with two goals on 2/24/07 vs. SJ (W 4-4), and was named as the games 3rd star ... scored the game winning goal on Mar.3 @ EDM (W 4-2) ... set a new career high with 28 goals on Mar.12 vs. STL (W 5-4) ... reached the 30 goal and the 70 point plateau for the first time in his career with a goal on Mar.20 vs. DET (W 2-1) ... scored a goal and added two assists for his third three point game of the season on Mar.31 @ VAN (W 3-2), and was named as the games 1st star ... **PLAYOFFS:** played in all six games vs. DET, and tied for the team lead in goals (2) and points (4) ... had his first multi-point game of the 2007 playoffs with a pair of power play goals (including the game winning goal) on Apr.19 vs. DET (W 3-2), and was named as the games 2nd star

**2005-06** Competed in his first season with the Flames posting 59 points (25g, 34a)...1st on team in assists, 2nd in goals, 2nd in points, 3rd in PP goals (11), T-1st in GW goals (7), T-1st in MP games (15) and 3rd in shots (171)...Has collected at least 50 points in each of the last six seasons...Flames were 17-5-1 when scoring...Notched 15 MP games - Flames were 13-2-0...Recorded 29 points on the PP and two SH assists...Set a new Flames record for the fastest goal at the start of a period (0:05) and added two assists on Apr. 11 vs. ANA...Played in his 700th NHL career game on Apr. 3 vs. EDM...Scored a goal and added a PP assist (assist was his 400th NHL career point) on Mar.19 at MIN...Scored a goal, added an assist and went +3 on Jan. 14 at MIN...Scored two PP goals on Dec. 31 vs. EDM...Posted a four game assist streak from Oct. 26-Nov. 1 (6a)...Scored the GW goal and his first assist with the Flames on Oct. 7 at CLB...Scored his first goal/point (Roloson) as a Flame in his first game with team on Oct. 5 vs. MIN...Averaged 18:06 of ice-time ... **PLAYOFF:** Played in all seven games vs. ANA scoring six points (1g, 5a) while averaging 19:41 of ice-time...T-2nd on team in points, T-1st in +/-(+4), 1st in assists and 2nd in shots (18)...Scored points in each of the first five games...Assisted OT winner in GM1, posted a SH assist in GM2, scored the opening goal on the PP in GM3, notched an assist in GM4 and two assists in GM5 (one PP and one on the GW goal) Has collected at least 50 points in each of the last six seasons ... in his three seasons as a Coyote, played in 243 of 246 possible games...**2004-05:** Did not play due to NHL work stoppage...**2003-04:** In his 9th NHL season, played in 81 games for PHX, registering 52 points (21g, 31a) and 40 PIMs ... ranked 2nd among Coyotes forwards in average ice-time (21:07) ... finished T-2nd on team in points, +/-(+4) and GWG (2); 3rd in goals (21) and assists (31); 2nd in shots (174) and shooting % (12.1) ... led team in faceoffs taken (1472) ... had 12 MP games ... played in his 600th NHL game vs. NYI on Feb. 13 ... registered a four-game point streak (2-3-5), Jan. 24-31 ... played in his 200th career game as a Coyote (1g, 1a) at DAL on Jan. 2 ... recorded 1g, 1a (GWG), including 200th NHL assist on Dec. 10 vs. DAL ... posted a six-game assist streak (1g, 8a, +7) from Nov. 8-19, the longest by a Coyote during the season ... recorded season high three assists and +4 on Nov. 19 vs. STL ... served as team's assistant captain all season ... only missed one game on season due to birth of his child (Colton) on Feb. 16 at STL... **2002-03** - led entire NHL in total faceoffs taken (1,972) ... led all Coyotes forwards in average TOI (20:59) ... led team in +/-(+20), a new career high ... led Coyotes in SHG and SH points (2g, 1a) ... finished 4th on team in goals, assists and points ... one of only three Coyotes to play in all 82 games ... the Coyotes were 23-8-5-2 when he registered a point (11-3-2-0 with a goal) ... served as team's assistant captain for season's last four weeks ... registered his 300th NHL point on Apr. 2 vs. EDM ... only Coyotes player to record a hat trick in '02-03 at EDM on Jan. 24 ... played in his 500th NHL game (2g, 1a, 100th NHL goal, GWG in OT) on Dec. 30 vs. VAN ... **2001-02** - led Coyotes in assists, points, SH points, MP games (18), takeaways and faceoffs taken; 2nd in goals; T-3rd in PPGs; and 3rd in PP assists (12) and +/-(+18) ... set career highs in goals and points ... collected 32 points (14g, 18a) and +14 in his last 27 GP ... ranked T-4th in NHL in SH points (3-2-5) ... led Coyotes forwards in average TOI (19:10) ... T-11th in NHL in takeaways among forwards ... the Coyotes were 24-6-5-2 when he registered a point (16-3-1-1 with a goal) ... six-game point streak (3-5-8) from Mar. 15-24 ... runner-up for NHL Player of the Month for February (8 GP, 5g, 7a-12 pts, +6); T-1st in NHL for most points during the month ... missed two games with fractured toe ... posted his 200th NHL point on Nov. 23 at MIN ... played in his 400th NHL game on Nov. 13 vs. EDM ... 1st career hat trick (1st points as a Coyote) on Oct. 13 vs. WSH ... **PLAYOFFS:** played 1st playoff game as a Coyote at SJ on Apr. 17 ... led Coyotes in faceoff win % (53.3) and average ice-time among forwards (21:05) ... scored 1st playoff goal as a Coyote at SJ on Apr. 20 ... **2000-01** - led PH in takeaways (63); 2nd in assists; and 4th in points, shots (190) and average ice-time among forwards (18:37) ... set career high in assists ... missed game vs. CGY on Mar. 8 ending his 227 consecutive games played streak (tied for NHL's 5th longest active streak at that time) ... missed 11 games with foot fracture ... nine-game point streak (2-7-9) from Feb. 1-22 ... six-game point/assist streak (2g, 11a) from Dec. 13-27 ... notched his 100th NHL assist on Dec. 27 at FLA ... set season high in single game ice time with 29:09 on Apr. 7 vs. PIT ... **PLAYOFFS:** led all Flyers in assists, points and faceoffs taken (124); T-2nd in goals and PP points (1g, 1a); 2nd among forwards in ice time (20:16) ... four-game point streak (2-4-6) from Apr. 14-19 ... **1999-00** - ranked 4th in NHL with 93 takeaways ... tied for team lead in GWG (7) ... one of three Flyers to play all 82 games ... six-game point streak (1-9-10) from Oct. 26-Nov. 6 ... posted his 100th NHL point on Nov. 11 vs. CAR ... **PLAYOFFS:** set career highs in games played, goals, assists, points and PIM as Flyers reached Eastern Conference Finals vs. eventual Stanley Cup Champions (NJ) ... T-1st on club in GWG (2); T-3rd in 5 goals (one shy of team lead) ... averaged 20:03 per game, 4th among team forwards ... ranked 2nd on Flyers in faceoffs taken (310) ... missed two games with concussion ... scored 2 goals (including GWG) in CQF series-clinching win vs. BUF on Apr. 20 ... **1998-99** - split season between PHI and TB ... traded to PHI (with Mikael Renberg) by TB for Chris Gratton and Mike Stillinger, Dec. 12, 1998 ... earned Pelle Lindbergh Memorial Trophy as most improved Flyer ... played in his 200th NHL game at COL on Feb. 14 ... **PLAYOFFS:** played six games with PHI (2a) ... **1997-98** - led TB centres with 22 points (8g, 14a) ... played in his 100th NHL game on Nov. 14 vs. NYI ... **1996-97** - tied record for most goals by a Lightning rookie (15) ... named NHL Rookie of the Month for Feb. ... named NHL Player of the Week (Feb. 17-23) with six points (2g, 4a) in four GP ... appeared in two games for Adirondack (AHL) ... **1995-96** - appeared in his first four NHL games with Tampa Bay before being reassigned to Tri-City (WHL)

## INTERNATIONAL HIGHLIGHTS

Played on Canada's World Junior Championship team in Boston, winning gold ... had three goals and three assists in five games ... was a linemate of Calgary captain Jarome Iginla

## INTERNATIONAL HIGHLIGHTS

Played in 246 WHL career games with the Tri-City Americans of the WHL posting 378 points (159g, 219a) ... **1995-96** - appeared in his first four NHL games with TB before being reassigned to Tri-City (WHL) ... named to WHL West Second All-Star Team ... runner-up for WHL Top Prospect Award ... finished his junior career as Tri-City's all-time leader in goals, playoff goals (29), playoff assists (30) and playoff points (59) ... concluded his Tri-City career with 159-219-378 in 245 games over 4 seasons...Ranked 1st on Tri-City in assists and 2nd in points...Led Tri-City in playoff goals and points...**1994-95** - became 1st ever Tri-City player to win WHL scoring title, recording a club-record 140 points in 72 GP ... led entire Canadian Hockey League with 67 goals and 140 points ... tied for Tri-City lead in playoff goals and points; 1st in PIM ... finished 3rd in WHL playoff scoring with 27 points in 17 GP ... named Tri-City MVP ... runner-up for WHL Player-of-the-Year award ... appeared in CHL's 1995 All-Star Game (3 points) ... named to CHL First All-Star Team and WHL West First All-Star Team...**1993-94** - led Tri-City in goals, assists and points ... named team MVP ... 1992-93 - played in his first full season in the WHL posting 64 points in 64 games ... **1991-92** - made his WHL debut playing in one game with Tri-City



**MATTHEW LOMBARDI**

**WE ARE THE C of RED™**



# 18 MATTHEW LOMBARDI - C

**BORN:** Montreal, PQ  
**DATE:** March 18, 1982  
**HEIGHT:** 6'0"  
**WEIGHT:** 188 lbs.  
**SHOOTS:** Left

**HOW ACQUIRED:** 3rd round, 90th overall, in the 2002 Entry Draft

## CAREER RECORD

| Season        | Club          | Lea.      | REGULAR SEASON |            |            |            |            | PLAYOFFS   |           |           |           |           |           |
|---------------|---------------|-----------|----------------|------------|------------|------------|------------|------------|-----------|-----------|-----------|-----------|-----------|
|               |               |           | GP             | G          | A          | PTS        | PIM        | GP         | G         | A         | PTS       | PIM       |           |
| 1997-98       | Gatineau      | QAAA      | 42             | 10         | 13         | 23         | -          | 13         | 4         | 7         | 11        | -         |           |
| 1998-99       | Victoriaville | QMJHL     | 47             | 6          | 10         | 16         | 8          | 5          | 0         | 0         | 0         | 0         |           |
| 1999-00       | Victoriaville | QMJHL     | 65             | 18         | 26         | 44         | 28         | 6          | 0         | 0         | 0         | 6         |           |
| 2000-01       | Victoriaville | QMJHL     | 72             | 28         | 39         | 67         | 66         | 13         | 12        | 6         | 18        | 10        |           |
| 2001-02       | Victoriaville | QMJHL     | 66             | 57         | 73         | 130        | 70         | 22         | *17       | 18        | 35        | 18        |           |
| 2002-03       | Saint John    | AHL       | 76             | 25         | 21         | 46         | 41         | -          | -         | -         | -         | -         |           |
|               | Canada        | SWE Games | 4              | 0          | 1          | 1          | 0          | -          | -         | -         | -         | -         |           |
| 2003-04       | Calgary       | NHL       | 79             | 16         | 13         | 29         | 32         | 13         | 1         | 5         | 6         | 4         |           |
| 2004-05       | Lowell        | AHL       | 9              | 3          | 1          | 4          | 9          | 11         | 0         | 3         | 3         | 16        |           |
| 2005-06       | Calgary       | NHL       | 55             | 6          | 20         | 26         | 48         | 7          | 0         | 2         | 2         | 2         |           |
|               | Omaha         | AHL       | 1              | 1          | 1          | 2          | 0          | -          | -         | -         | -         | -         |           |
| 2006-07       | Calgary       | NHL       | 81             | 20         | 26         | 46         | 48         | 6          | 1         | 1         | 2         | 0         |           |
| 2007-08       | Calgary       | NHL       | 82             | 14         | 22         | 36         | 67         | 7          | 0         | 0         | 0         | 4         |           |
| <b>TOTALS</b> |               |           | <b>NHL</b>     | <b>297</b> | <b>56</b>  | <b>81</b>  | <b>137</b> | <b>195</b> | <b>33</b> | <b>2</b>  | <b>8</b>  | <b>10</b> | <b>10</b> |
|               |               |           | <b>AHL</b>     | <b>86</b>  | <b>29</b>  | <b>23</b>  | <b>51</b>  | <b>50</b>  | <b>11</b> | <b>0</b>  | <b>3</b>  | <b>3</b>  | <b>16</b> |
|               |               |           | <b>QMJHL</b>   | <b>250</b> | <b>109</b> | <b>148</b> | <b>257</b> | <b>172</b> | <b>46</b> | <b>29</b> | <b>24</b> | <b>53</b> | <b>34</b> |

## LOMBARDI VS. NHL

| TEAM               | Regular Season |           |           |            |            | Playoffs  |          |          |           |           |
|--------------------|----------------|-----------|-----------|------------|------------|-----------|----------|----------|-----------|-----------|
|                    | GP             | G         | A         | PTS        | PIM        | GP        | G        | A        | PTS       | PIM       |
| Anaheim            | 15             | 2         | 5         | 7          | 8          | 7         | 0        | 2        | 2         | 2         |
| Atlanta            | 3              | 1         | 1         | 2          | 0          | 0         | 0        | 0        | 0         | 0         |
| Boston             | 3              | 0         | 4         | 4          | 2          | 0         | 0        | 0        | 0         | 0         |
| Buffalo            | 3              | 0         | 0         | 0          | 2          | 0         | 0        | 0        | 0         | 0         |
| Carolina           | 3              | 0         | 1         | 1          | 2          | 0         | 0        | 0        | 0         | 0         |
| Chicago            | 15             | 5         | 5         | 10         | 16         | 0         | 0        | 0        | 0         | 0         |
| Columbus           | 14             | 3         | 4         | 7          | 10         | 0         | 0        | 0        | 0         | 0         |
| Colorado           | 26             | 6         | 9         | 15         | 12         | 0         | 0        | 0        | 0         | 0         |
| Dallas             | 15             | 4         | 4         | 8          | 12         | 0         | 0        | 0        | 0         | 0         |
| Detroit            | 14             | 2         | 2         | 4          | 8          | 12        | 1        | 3        | 4         | 2         |
| Edmonton           | 28             | 7         | 10        | 17         | 21         | 0         | 0        | 0        | 0         | 0         |
| Florida            | 3              | 0         | 0         | 0          | 0          | 0         | 0        | 0        | 0         | 0         |
| Los Angeles        | 15             | 3         | 3         | 6          | 12         | 0         | 0        | 0        | 0         | 0         |
| Minnesota          | 27             | 2         | 10        | 12         | 14         | 0         | 0        | 0        | 0         | 0         |
| Montreal           | 4              | 2         | 1         | 3          | 2          | 0         | 0        | 0        | 0         | 0         |
| New Jersey         | 2              | 0         | 0         | 0          | 0          | 0         | 0        | 0        | 0         | 0         |
| NY Islanders       | 3              | 0         | 1         | 1          | 2          | 0         | 0        | 0        | 0         | 0         |
| NY Rangers         | 3              | 1         | 1         | 2          | 2          | 0         | 0        | 0        | 0         | 0         |
| Nashville          | 14             | 4         | 2         | 6          | 10         | 0         | 0        | 0        | 0         | 0         |
| Ottawa             | 3              | 0         | 2         | 2          | 0          | 0         | 0        | 0        | 0         | 0         |
| Philadelphia       | 2              | 0         | 0         | 0          | 2          | 0         | 0        | 0        | 0         | 0         |
| Phoenix            | 14             | 0         | 4         | 4          | 8          | 0         | 0        | 0        | 0         | 0         |
| Pittsburgh         | 2              | 0         | 0         | 0          | 2          | 0         | 0        | 0        | 0         | 0         |
| San Jose           | 14             | 3         | 4         | 7          | 16         | 7         | 0        | 0        | 0         | 4         |
| St. Louis          | 14             | 3         | 2         | 5          | 12         | 0         | 0        | 0        | 0         | 0         |
| Tampa Bay          | 3              | 0         | 0         | 0          | 0          | 0         | 0        | 0        | 0         | 0         |
| Toronto            | 4              | 1         | 1         | 2          | 0          | 0         | 0        | 0        | 0         | 0         |
| Vancouver          | 28             | 6         | 5         | 11         | 14         | 7         | 1        | 3        | 4         | 2         |
| Washington         | 3              | 1         | 0         | 1          | 6          | 0         | 0        | 0        | 0         | 0         |
| <b>NHL Totals:</b> | <b>297</b>     | <b>56</b> | <b>81</b> | <b>137</b> | <b>195</b> | <b>33</b> | <b>2</b> | <b>8</b> | <b>10</b> | <b>10</b> |

## NHL HIGHLIGHTS

### FIRSTS:

First GP: ..... 10/09/2003 at VAN  
 First Ass: ..... 10/11/2003 vs SJ  
 First Goal: ..... 10/21/2003 at MIN

### MOSTS: MOST RECENTLY

Goals: ..... 3 (1X) 11/12/2003 at CHI  
 Assists: ..... 2 (7X) 04/01/2008 at EDM  
 Points: ..... 4 (1X) 11/12/2003 at CHI (3G-1A)  
 SOG: ..... 7 (1X) 11/10/2007 CGY vs EDM  
 PIM: ..... 5 (1X) 02/09/2008 CGY vs EDM  
 +/-: ..... 3 (1X) 12/18/2003 CGY at BOS

### LONGEST PERSONAL STREAKS:

Goals: ..... 2 (8X) 03/29/2008 03/30/2008 (2G)  
 Assists: ..... 3 (2X) 02/22/2007 02/26/2007 (3A)  
 Pts: ..... 6 (1X) 10/12/2006 10/28/2006 (3G-5A)

### CUPS: NONE

## 2007-08 HIGHLIGHTS

Led the team in short handed goals (2), finished 3rd in game winning goals (4), 6th in scoring (36) and goals (14), and T-7th in assists (22) ... registered six multi-point games ... had a team high +2 and registered his first multi-goal performance of the season, including the game tying and game winning goals on Oct.12 @ DAL 3-2 W (OT) ... scored the Flames first short handed goal of the year on Oct.13 CGY 7 @ NSH 4 ... scored the game winning goal and added an assist on Oct.30 NSH 1 @ CGY 5 ... had his first NHL career fight (vs. Smid) on Feb.9 EDM 1 @ CGY 4 ... scored the game winner while shorthanded on Mar.10 STL 3 @ CGY 7 ... registered a pair of assists for the first time this season on Apr.1 CGY 3 @ EDM 2 ... **PLAYOFFS:** played in all seven playoff games registering four penalty minutes and averaging 7:38 of ice time

## CAREER HIGHLIGHTS

**2006-07:** Played in his third season in the NHL setting new career highs in goals (20), assists (26), and points (46) ... had 8 MP games ... tied for 5th in NHL shorthanded goals (4) ... had a career high six game point streak from Oct.12-28 (3g, 5a) ... scored two goals, including his 4th short handed goal of the season on Jan.2 vs. VAN (L 3-2), and was named the games 1st star ... registered the game winning goal (5th of the season) and one assist on Jan.20 @ EDM (W 4-0), and was named the games 3rd star ... scored a season high two goals on Feb.15 vs. COL (L 7-5) ... played his 200th career game on Mar.6 @ STL (W 4-2) ... scored his 20th goal of the season on Mar.15 @ DAL (L 4-2) ... scored his 100th career point on Mar.25 vs. CHI (W 3-2) ... scored the games first goal on the power play on Apr.17 vs. DET (W 3-2), and was named as the games 1st star ... **PLAYOFFS:** played in all six games vs. DET posting two points (1g, 1a) and averaged 15:19 of ice-time... **2005-06:** Played in his second season in the NHL scoring 26 points (6g, 20a) in 55 games while also playing one game with Omaha (AHL) ... led the Flames with two SH goals ... posting six points (1g, 5a) on the PP and two SH goals ... Flames were 5-1-0 when scoring ... posted three MP games - Flames were 2-0-1 ... assisted the GW goal on Apr. 7 vs. MIN ... scored a SH/penalty shot goal (his 1st career penalty shot) and added a PP assist on Mar. 31 vs. COL ... assisted the GW goal on Mar. 13 vs. COL ... scored the GW goal on Feb. 6 at SJ ... scored in the shoot-out on Jan. 20 at STL ... posted two assists on Jan. 23 at EDM ... assisted the GW goal in his 100th NHL career game on Jan. 19 vs. MTL ... assisted the GW goal on Jan. 14 at MIN ... scored the GW goal on Jan. 2 vs. CHI ... scored a SH goal on Dec. 31 vs. EDM ... recorded two assists on Oct. 13 vs. DAL ... posted an assist on Oct. 9 at DET ... averaged 14:08 of ice-time ... missed 24 games due to injury ... played one game with Omaha while on a conditioning assignment on Dec. 14 vs. Milwaukee scoring one goal and adding an assist ... **PLAYOFFS:** played in all seven games vs. ANA posting two assists and averaged 15:50 of ice-time ... assisted the opening goal in GM1 vs. ANA on Apr. 21 ... posted SH assist on the opening goal in GM5 vs. ANA on Apr. 29 ... **2004-05 -** played in nine games with Lowell of the AHL posting three goals and one assist while adding nine PIMs ... scored one SH goal on the season ... missed the majority of the season recovering from an injury suffered during the second round of the 2004 NHL playoffs ... **PLAYOFFS:** made his AHL post season debut appearing in all 11 games with Lowell ... posted three assists in the playoffs ... **2003-04 -** made his NHL debut playing in 79 games with the Flames posting 29 points (16g, 13a) with four GW goals, two SH goals and three PP goals ... finished T-7th on the team in points (29), 6th in goals ... posted 12 points (5g, 7a) at home and 17 (11g, 6a) on the road ... posted six (3g, 3a) points on the PP and scored two SH goals ... Flames were 9-1-1-1 when scoring a goal ... notched six MP games (team was a perfect 6-0-0-0 during these games) ... scored two goals (including the GW goal) on Apr. 2 at LA ... scored the GW goal on Mar. 18 vs. CLB ... scored two goals on Jan. 13 vs. NSH ... posted two assists on Dec. 23 vs. EDM ... scored the GW/SH goal on Dec. 19 at CLB ... recorded two assists on Dec 18 vs. BOS ... scored his first career hat-trick with an EV, PP and SH goal while also adding an assist on Nov. 12 at CHI ... switched to #18 from #49 on Nov. 1 ... scored his first NHL career goal (Roloson) and MP game (1g, 1a) on Oct. 21 at MIN ... posted his first NHL career point/assist with a PP assist on Oct. 11 vs. SJ ... played in his first NHL career game on Oct. 9 at VAN ... averaged 14:26 of ice-time ... played in the 2004 YoungStars on the Western Conference Team ... **PLAYOFFS:** made his NHL playoff debut appearing in 13 games ... scored four points (1g, 3a) in the seven games in Round 1 vs. VAN ... scored the GW goal (his 1st NHL career playoff goal) in Game 2 at VAN on Apr. 9 ... posted a PP assist in his first NHL playoff game on Apr. 7 at VAN ... posted two assists in six games vs. DET ... averaged 14:46 minutes of ice-time during the playoffs ... missed the final 13 playoff games due to an injury suffered in Game 6 vs. DET ... **2002-03 -** appeared in his first professional season posting 46 points (25g, 21a) and 41 penalty minutes with Saint John (AHL) ... finished third on the team in points (46), second in goals (25), tied for fourth in assists (21), second in PP goals (7), first in GW goals (5), tied for second in SH goals (1) and fourth in shots (177) ... scored GW goals on Oct. 25 vs. Hamilton, Nov. 12 at Albany, Nov. 27 at St. John's, Mar. 19 at Hamilton and Apr. 6 at Portland ... posted three assists on Jan. 15 at St. John's (tied for first on team for most assists in a game in 2002-03) ... recorded ten MP games including four, three point games: Nov. 12 at Albany (1g, 2a), Nov. 22 at Manitoba (2g, 1a), Nov. 23 at Manitoba (2g, 1a) and Jan. 15 at St. John's (3a) ... posted five multiple games and three multiple assist games ... missed only four games during season when participating in the Sweden Games with Team Canada ... re-entered the 2002 NHL Entry Draft - originally EDM's 7th choice, 215th overall, in the 2000 Entry Draft

## INTERNATIONAL HIGHLIGHTS

**2007 -** won a gold medal with Team Canada at the IIHF World Championships, finished amongst the top scorers in the tournament in goals (6) - 3rd, points (12) - 4th, and was named as one of Canada's "Top Three Players" as selected by the coaches... **2002 -** posted one assist in four games with Team Canada at the Sweden Games.

## JUNIOR HIGHLIGHTS

Had his jersey retired by the Victoriaville Tigres in 2007 ... Played in four seasons in the QMJHL the Victoriaville Tigres posting 257 points (109g, 148a) in 250 games ... **2001-02 -** led the Victoriaville with 130 points in 66 games ... finished first on the team in points (130), goals (57) and third in assists (73) ... was second in the league in points (130) and tied for first in goals (57) ... was named on the team in playoff points (35) and first in goals (17) playing in all 22 post season games with the QMJHL Champions ... second to the Memorial Cup All-Star Team ... **2000-01 -** appeared in his third season in the QMJHL scoring 28 goals and adding 39 assists for 67 points in 72 games ... added 18 playoff points (12g, 6a) in 13 post season games ... **1999-00 -** scored 44 points (18g, 26a) in 65 games with Victoriaville ... **1998-99 -** appeared in his rookie season in the QMJHL posting 16 points (6g, 10a) in 47 games)






**CURTIS McELHINNEY**

WE  
ARE





# 1 CURTIS McELHINNEY - G

**BORN:** London, ON  
**DATE:** May 23, 1983  
**HEIGHT:** 6'2"  
**WEIGHT:** 194 lbs.  
**CATCHES:** Left

**HOW ACQUIRED:** 6th round, 176th overall, in the 2002 Entry Draft

## CAREER RECORD

| Season        | Club          | Lea. | REGULAR SEASON |            |           |           |          |             |            | PLAYOFFS  |             |          |          |          |            |           |          |             |
|---------------|---------------|------|----------------|------------|-----------|-----------|----------|-------------|------------|-----------|-------------|----------|----------|----------|------------|-----------|----------|-------------|
|               |               |      | GP             | W          | L         | T         | MINS     | GA          | SO         | GAA       | GP          | W        | L        | MINS     | GA         | SO        | GAA      |             |
| 2001-02       | Colorado Col. | WCHA | 9              | 6          | 0         | 1         | 441      | 15          | 1          | 2.04      | -           | -        | -        | -        | -          | -         | -        |             |
| 2002-03       | Colorado Col. | WCHA | *37            | *25        | 6         | 5         | *2147    | 85          | 4          | 2.37      | -           | -        | -        | -        | -          | -         | -        |             |
| 2003-04       | Colorado Col. | WCHA | 19             | 10         | 6         | 1         | 1015     | 41          | 2          | 2.42      | -           | -        | -        | -        | -          | -         | -        |             |
| 2004-05       | Colorado Col. | WCHA | 26             | *21        | 4         | 1         | 1550     | 58          | 2          | 2.24      | -           | -        | -        | -        | -          | -         | -        |             |
| 2005-06       | Omaha         | AHL  | 33             | 9          | 14        | 2         | 1621     | 68          | 3          | 2.52      | -           | -        | -        | -        | -          | -         | -        |             |
| 2006-07       | Omaha         | AHL  | 57             | 35         | 17        | 1         | 3181     | 113         | 7          | 2.13      | 5           | 2        | 3        | 311      | 11         | 0         | 2.12     |             |
| 2007-08       | Quad City     | AHL  | 41             | 20         | 18        | 2         | 2320     | 88          | 3          | 2.28      | -           | -        | -        | -        | -          | -         | -        |             |
|               | Calgary       | NHL  | 5              | 0          | 2         | 0         | 150      | 5           | 0          | 2.00      | -           | -        | -        | -        | -          | -         | -        |             |
| <b>TOTALS</b> |               |      | <b>NHL</b>     | <b>5</b>   | <b>0</b>  | <b>2</b>  | <b>0</b> | <b>150</b>  | <b>5</b>   | <b>0</b>  | <b>2.00</b> | -        | -        | -        | -          | -         | -        |             |
|               |               |      | <b>AHL</b>     | <b>141</b> | <b>64</b> | <b>49</b> | <b>5</b> | <b>7122</b> | <b>269</b> | <b>13</b> | <b>2.27</b> | <b>5</b> | <b>2</b> | <b>3</b> | <b>311</b> | <b>11</b> | <b>0</b> | <b>2.12</b> |
|               |               |      | <b>WCHA</b>    | <b>91</b>  | <b>62</b> | <b>16</b> | <b>8</b> | <b>5153</b> | <b>199</b> | <b>9</b>  | <b>2.32</b> | -        | -        | -        | -          | -         | -        | -           |

## McELHINNEY VS. NHL

| TEAM         | Regular Season |          |          |          |          |          |             | Playoffs |   |   |    |    |     |
|--------------|----------------|----------|----------|----------|----------|----------|-------------|----------|---|---|----|----|-----|
|              | GP             | W        | L        | OT       | SO       | GA       | GAA         | GP       | W | L | SO | GA | GAA |
| DET          | 1              | 0        | 1        | 0        | 0        | 2        | 2.21        |          |   |   |    |    |     |
| NSH          | 1              | 0        | 0        | 0        | 0        | 0        | 0           |          |   |   |    |    |     |
| SJS          | 1              | 0        | 0        | 0        | 0        | 1        | 2.50        |          |   |   |    |    |     |
| STL          | 1              | 0        | 1        | 0        | 0        | 2        | 2.03        |          |   |   |    |    |     |
| VAN          | 1              | 0        | 0        | 0        | 0        | 0        | 0.00        |          |   |   |    |    |     |
| <b>Total</b> | <b>5</b>       | <b>0</b> | <b>2</b> | <b>0</b> | <b>0</b> | <b>5</b> | <b>2.00</b> |          |   |   |    |    |     |

## NHL CAREER

| GAME         | GP        | GS       | SEC      | MIN      | AVG      | W        | L           | OT | ENG  | SHO | GA   | SOG | SV% |
|--------------|-----------|----------|----------|----------|----------|----------|-------------|----|------|-----|------|-----|-----|
| 10/22/07     | SJ @ CGY  | 1        | 1418     | 24       | 2.50     | 1        | 2           | 50 |      |     |      |     |     |
| 11/25/07     | CGY @ STL | 2        | 1        | 3533     | 59       | 2.17     | L           | 1  | 2    | 17  | 84.2 |     |     |
| 11/27/07     | CGY @ DET | 3        | 2124     | 35       | 2.54     | L        | 2           | 20 | 87.2 |     |      |     |     |
| 12/27/07     | CGY @ VAN | 4        | 781      | 13       | 2.29     | 87.2     |             |    |      |     |      |     |     |
| 01/15/08     | CGY @ NSH | 5        | 1139     | 19       | 2.00     | 12       | 90.2        |    |      |     |      |     |     |
| <b>Total</b> | <b>5</b>  | <b>0</b> | <b>2</b> | <b>0</b> | <b>0</b> | <b>5</b> | <b>2.00</b> |    |      |     |      |     |     |

## 2007-08 HIGHLIGHTS

Returned to the line-up on Oct.13 CGY 7 @ NSH 4 after missing three games with a knee injury to start the season ... played in his first NHL game playing 23 minutes and allowing one goal on Oct.22 SJ 4 @ CGY 1... reassigned to Quad City on Oct.23 ... recalled to Calgary on Nov.19 ... made his first NHL start on Nov.25 CGY 0 @ STL 3 making 15 saves, and was named as the games 3rd star ... played 35 minutes in relief making 18 saves on 20 shots on Nov.27 CGY 3 @ DET 5 ... reassigned on Jan.16 to Quad City ... recalled to Calgary on Apr.15 ... **QUAD CITY HIGHLIGHTS:** Finished the season with three shutouts, an impressive .911 save percentage, and 20 wins in 41 games ... T-7th in the AHL in goals against average (2.28) ... made his Quad City Flames debut on Oct. 24th in Milwaukee ... recorded his first win as a Quad City Flame on Oct. 9th in a 4-1 win vs. Houston ... earned first star honors, while establishing a franchise record with 37 saves, in a 3-1 win over Grand Rapids on Nov. 13th ... played his 100th career AHL game on Nov. 15th vs. Lake Erie ... earned the first shutout in Quad City Flames history after making 27 saves on Nov. 17th vs. Iowa and earned first star honors in the win ... one of four Quad City Flames recalled to Calgary on April 15th following the conclusion of the AHL regular season

## CAREER HIGHLIGHTS

**2006-07:** Holds the Omaha Ak-Sar-Ben Knights franchise record for goaltender victories with 44 ... and was named to the AHL Canadian All-Star Team during the 2005-06 season ... tied for the AHL lead in shutouts (7) ... finished second amongst AHL goalies in goals against average (2.13) ... ranked 3rd in the AHL in wins (35) ... recorded the fourth highest minutes played total (3180 minutes) amongst AHL goalies ... was the AHL Goaltender of the Month in April after going 6-0-1 with a 1.26 goals against average and a .940 save percentage ... made 12 saves on April 6th vs. San Antonio to earn his 7th shutout of the year ... tied a season high with 39 saves vs. Chicago on March 16th ... named the AHL Player of the Week (Feb. 19th through 25th) for the second time during the 2006-07 season after going 3-0-0 with two shutouts, a 0.97 goals against average and a .969 save percentage during the week ... recorded back-to-back shutouts on Feb. 23rd vs. Milwaukee and Feb. 24th vs. Chicago ... shutout Grand Rapids following a season-high 39 saves on Jan. 12th ... recorded back-to-back shutouts vs. Houston on Dec. 2nd and 7th ... recorded his first shutout of the year with a 27 save performance vs. Syracuse on Oct. 20th ... **PLAYOFFS:** played in five of the six games vs. Iowa ... registering a 2.12 GAA and a 2-3 record **2005-06:** played in 33 games for the Omaha Ak-Sar-Ben Knights (AHL) registering a 2.52 GAA and a 9-14 record along with 3 shutouts.

## COLLEGE HIGHLIGHTS

Played 90 collegiate games at Colorado College with a record of 62-15-8 during his college career ... selected by the Calgary Flames in the 6th Round (176th Overall) of the 2002 NHL Entry Draft.

WE  
ARE





**DAVID MOSS**

WE  
ARE





# 25 DAVID MOSS - RW

**BORN:** Livonia, MI  
**DATE:** December 28, 1981  
**HEIGHT:** 6'3"  
**WEIGHT:** 204 lbs.  
**SHOOTS:** Right

**HOW ACQUIRED:** 7th round, 220th overall, in the 2001 Entry Draft

## CAREER RECORD

| Season        | Club             | Lea.  | REGULAR SEASON |           |           |           |           | PLAYOFFS  |          |          |          |          |
|---------------|------------------|-------|----------------|-----------|-----------|-----------|-----------|-----------|----------|----------|----------|----------|
|               |                  |       | GP             | G         | A         | PTS       | PIM       | GP        | G        | A        | PTS      | PIM      |
| 1999-00       | Catholic Central | HS    | 28             | 18        | 20        | 38        | 20        | -         | -        | -        | -        | -        |
| 2000-01       | St. Louis        | NAJHL | 9              | 2         | 2         | 4         | 2         | -         | -        | -        | -        | -        |
|               | Cedar Rapids     | USHL  | 51             | 20        | 18        | 38        | 14        | 4         | 0        | 1        | 1        | 2        |
| 2001-02       | U. of Michigan   | CCHA  | 43             | 4         | 9         | 13        | 10        | -         | -        | -        | -        | -        |
| 2002-03       | U. of Michigan   | CCHA  | 43             | 14        | 17        | 31        | 37        | -         | -        | -        | -        | -        |
| 2003-04       | U. of Michigan   | CCHA  | 38             | 8         | 12        | 20        | 18        | -         | -        | -        | -        | -        |
| 2004-05       | U. of Michigan   | CCHA  | 38             | 10        | 20        | 30        | 26        | -         | -        | -        | -        | -        |
| 2005-06       | Omaha            | AHL   | 63             | 21        | 27        | 48        | 28        | -         | -        | -        | -        | -        |
| 2006-07       | Omaha            | AHL   | 28             | 9         | 12        | 21        | 22        | -         | -        | -        | -        | -        |
|               | Calgary          | NHL   | 41             | 10        | 8         | 18        | 12        | 6         | 0        | 1        | 1        | 0        |
| 2007-08       | Calgary          | NHL   | 41             | 4         | 7         | 11        | 10        | 5         | 1        | 1        | 2        | 4        |
| <b>TOTALS</b> |                  | NHL   | <b>82</b>      | <b>14</b> | <b>15</b> | <b>29</b> | <b>22</b> | <b>11</b> | <b>1</b> | <b>2</b> | <b>3</b> | <b>4</b> |
|               |                  | AHL   | <b>91</b>      | <b>30</b> | <b>39</b> | <b>69</b> | <b>50</b> | -         | -        | -        | -        | -        |
|               |                  | CCHA  | <b>162</b>     | <b>36</b> | <b>58</b> | <b>94</b> | <b>91</b> | -         | -        | -        | -        | -        |
|               |                  |       |                |           |           |           |           |           |          |          |          |          |

## MOSS VS. NHL

| TEAM               | Regular Season |           |           |           |           | Playoffs  |          |          |          |          |
|--------------------|----------------|-----------|-----------|-----------|-----------|-----------|----------|----------|----------|----------|
|                    | GP             | G         | A         | PTS       | PIM       | GP        | G        | A        | PTS      | PIM      |
| Anaheim            | 2              | 0         | 0         | 0         | 0         | 0         | 0        | 0        | 0        | 0        |
| Atlanta            | 1              | 0         | 0         | 0         | 0         | 0         | 0        | 0        | 0        | 0        |
| Buffalo            | 1              | 1         | 0         | 1         | 0         | 0         | 0        | 0        | 0        | 0        |
| Chicago            | 4              | 0         | 0         | 0         | 0         | 0         | 0        | 0        | 0        | 0        |
| Columbus           | 4              | 0         | 1         | 1         | 4         | 0         | 0        | 0        | 0        | 0        |
| Colorado           | 11             | 3         | 2         | 5         | 2         | 0         | 0        | 0        | 0        | 0        |
| Dallas             | 5              | 0         | 0         | 0         | 0         | 0         | 0        | 0        | 0        | 0        |
| Detroit            | 4              | 0         | 1         | 1         | 0         | 6         | 0        | 1        | 1        | 0        |
| Edmonton           | 11             | 1         | 0         | 1         | 2         | 0         | 0        | 0        | 0        | 0        |
| Florida            | 1              | 1         | 0         | 1         | 0         | 0         | 0        | 0        | 0        | 0        |
| Los Angeles        | 6              | 1         | 4         | 5         | 4         | 0         | 0        | 0        | 0        | 0        |
| Minnesota          | 10             | 1         | 2         | 3         | 4         | 0         | 0        | 0        | 0        | 0        |
| Nashville          | 5              | 0         | 3         | 3         | 2         | 0         | 0        | 0        | 0        | 0        |
| Phoenix            | 2              | 1         | 0         | 1         | 0         | 0         | 0        | 0        | 0        | 0        |
| San Jose           | 3              | 0         | 0         | 0         | 2         | 5         | 1        | 1        | 2        | 4        |
| St. Louis          | 3              | 1         | 1         | 2         | 0         | 0         | 0        | 0        | 0        | 0        |
| Tampa Bay          | 1              | 0         | 0         | 0         | 0         | 0         | 0        | 0        | 0        | 0        |
| Vancouver          | 8              | 4         | 1         | 5         | 2         | 0         | 0        | 0        | 0        | 0        |
| <b>NHL Totals:</b> | <b>82</b>      | <b>14</b> | <b>15</b> | <b>29</b> | <b>22</b> | <b>11</b> | <b>1</b> | <b>2</b> | <b>3</b> | <b>4</b> |

## NHL HIGHLIGHTS

### FIRSTS:

First GP:..... 12/19/2006 at LA  
 First Goal:..... 12/19/2006 at LA  
 First Asst:..... 01/15/2007 at NSH

### MOSTS: MOST RECENTLY

Goals:..... 1 (14X) 04/05/2008 at VAN  
 Assists:..... 2 (2X) 01/30/2007 vs LA  
 Points:..... 2 (4X) 04/05/2008 at VAN (1G-1A)  
 SOG:..... 6 (1X) 03/03/2007 at EDM  
 PIM:..... 2 (11X) 04/01/2008 at EDM  
 +/-:..... 3 (1X) 04/05/2008 at VAN

### LONGEST PERSONAL STREAKS:

Goals:..... 3 (1X)12/19/2006 12/27/2006 (3G)  
 Assists:..... 2 (3X)01/18/2008 01/22/2008 (2A)  
 Pts:..... 3 (3X)01/16/2008 01/22/2008 (1G-2A)

### CUPS: NONE

## 2007-08 HIGHLIGHTS

Played in 41 games after suffering through an injury plagued season ... registered four goals and seven assists along with ten minutes in penalties ... returned to action after missing the first two games of the season with a shoulder injury on Oct.10 CGY 2 @ DET 4 ... had his first point of the season with an assist on Oct.16 CGY 4 @ COL 5 SOL ... left the game with a head injury on Oct.20 EDM 1 @ CGY 4 ... earned an assist setting up former college team-mate Eric Nystrom on his 1st NHL goal on Oct.30 NSH 1 @ CGY 5 ... left the game with a leg injury on Dec.1 CLB 4 @ CGY 3 OT ... missed 19 games with a leg injury, returned Jan.15 ... scored his second goal of the season on Jan.16 CGY 3 @ MIN 2 (SO) ... scored his 3rd goal of the season on Mar.30 CGY 2 @ VAN 6 ... registered his first multi-point game of the season with a goal and an assist on Apr.5 CGY 7 @ VAN 1 ... **PLAYOFFS:** played in five playoff games registering two points (1+1) including scoring his first career playoff goal on Apr.17 CGY 3 @ SJ 4

## CAREER HIGHLIGHTS

**2006-07:** In his rookie NHL season, played in 41 games notching 10 goals, 8 assists for 18 points and 12 PIMs ... Recalled from Omaha on Dec.19 ... played his first NHL game and scored the game winning goal on his first shot on net on Dec.19 @ LA (W 5-3) ... reassigned to Omaha on Dec.22 ... recalled from Omaha on Dec.26 ... scored his 2nd career goal, in his 2nd career game, on his 2nd career shot on net on Dec.26 vs. VAN (L 3-1) ... set a new Calgary Flames record as the only rookie to score in his first three games on Dec.27 @ VAN (OTL 6-5) ... scored the game tying goal with 1:38 remaining on Jan.4 vs. FLA (W/OT 5-4) ... scored one goal on Jan.11 @ COL (W 7-3) ... had his first multi-point game of his NHL career and registered his first ever NHL assist on Jan.15 @ NSH (L 5-3) ... reassigned to Omaha on Jan.21 ... recalled from Omaha on Jan.25 ... registered two assists for the second time this season on Jan.30 vs. LA (W 4-1) ... scored a power play goal on Feb.10 @ BUF (L/SO 3-2) ... missed three games with facial injuries (Feb.20-24) ... scored in his first game back on Feb.26 vs. PHX (W 5-2) ... scored his 8th goal of the season, had a career high 6 shots, and tied a career high with a +2 on Mar.3 @ EDM (W 4-2) ... tied a career high with two points (1+1) on Mar.12 vs. STL (W 5-4 SO), and was named as the games 3rd star ... returned after missing six games on Apr.3 vs. COL (L 4-3) ... scored his 10th goal of the season to lead all rookies on the Flames in goals and points (18) on Apr.8 @ COL (L 6-3) ... **PLAYOFFS:** Played in all six games vs. DET ... scored his first career playoff point with an assist on Apr. 17 (W 3-2) **2005-06:** Led the Ak-Sar-Ben Knights' in rookie scoring netting 21 goals, 27 assists for 48 points ... led the team with 16 PP goals and six first goals ... scored his first two pro goals in the same game against Houston on October 18 ... set a team record by scoring goals in five straight games from February 16-24 ... matched a team high with four points (2g, 2a) vs. Houston on March 12 ... missed the final 15 games of the regular season with an injury

## COLLEGE HIGHLIGHTS

**2004-05** - received U-M's Howard Colby Award for sportsmanship ... Set career highs in assists (20), game-winning goals (2) and tied power-play goals (4) ... ended career with 21 multi-point games ... Notched 50th career assist at Notre Dame (Dec. 4) ... Richard Yarmain Scholarship for Men's Ice Hockey ... **2003-04** - missed five contests in December with a high ankle injury, the first games he sat out in his college career ... appeared in his 100th game for U-M against Wisconsin on Nov. 28 ... Jack Roth Scholarship for Men's Ice Hockey ... **2002-03** - received the Alton D. Simms Trophy as the Wolverines' most improved player ... ranked 5th on the team in points with 31 (14g, 17a) ... Harry and Ruth MacDuff Scholarship for Ice Hockey ... **2001-02** - recipient of the Howard Colby Award, given to the player who exhibited the best sportsmanship ... one of four players and two freshmen to skate in all 44 games ... Netted first career goal for his first collegiate point in 6-3 win over No. 6 Providence in the semifinals of the Maverick Stampede (Oct. 12) ... Vic Heyliger Champions Scholarship for Ice Hockey.



# ERIC NYSTROM

WE ARE THE 



# 23 ERIC NYSTROM - LW

**BORN:** Syosset, NY  
**DATE:** February 14, 1983  
**HEIGHT:** 6'1"  
**WEIGHT:** 199 lbs.  
**SHOOTS:** Left

**HOW ACQUIRED:** 1st round, 10th overall, in the 2002 NHL Entry Draft

## CAREER RECORD

| Season        | Club           | Lea.        | REGULAR SEASON |           |           |            |            | PLAYOFFS |          |          |          |          |
|---------------|----------------|-------------|----------------|-----------|-----------|------------|------------|----------|----------|----------|----------|----------|
|               |                |             | GP             | G         | A         | PTS        | PIM        | GP       | G        | A        | PTS      | PIM      |
| 1999-00       | Team USA       | USDP-17     | 55             | 7         | 16        | 23         | 57         | -        | -        | -        | -        | -        |
| 2000-01       | Team USA       | USDP-18     | 66             | 15        | 17        | 32         | 102        | -        | -        | -        | -        | -        |
| 2001-02       | U. of Michigan | CCHA        | 40             | 18        | 13        | 31         | 42         | -        | -        | -        | -        | -        |
|               | United States  | WJC         | 7              | 0         | 0         | 0          | 0          | -        | -        | -        | -        | -        |
| 2002-03       | U. of Michigan | CCHA        | 39             | 15        | 11        | 26         | 24         | -        | -        | -        | -        | -        |
|               | United States  | WJC         | 7              | 1         | 2         | 3          | 2          | -        | -        | -        | -        | -        |
| 2003-04       | U. of Michigan | CCHA        | 43             | 10        | 12        | 22         | 50         | -        | -        | -        | -        | -        |
| 2004-05       | U. of Michigan | CCHA        | 38             | 13        | 19        | 32         | 33         | -        | -        | -        | -        | -        |
| 2005-06       | Calgary        | NHL         | 2              | 0         | 0         | 0          | 0          | -        | -        | -        | -        | -        |
|               | Omaha          | AHL         | 78             | 15        | 18        | 33         | 37         | -        | -        | -        | -        | -        |
| 2006-07       | Omaha          | AHL         | 12             | 2         | 0         | 2          | 0          | 5        | 0        | 0        | 0        | 2        |
| 2007-08       | Quad City      | AHL         | 18             | 4         | 3         | 7          | 15         | -        | -        | -        | -        | -        |
|               | Calgary        | NHL         | 44             | 3         | 7         | 10         | 48         | 7        | 0        | 0        | 0        | 2        |
| <b>TOTALS</b> |                | <b>NHL</b>  | <b>46</b>      | <b>3</b>  | <b>7</b>  | <b>10</b>  | <b>48</b>  | <b>7</b> | <b>0</b> | <b>0</b> | <b>0</b> | <b>2</b> |
|               |                | <b>AHL</b>  | <b>108</b>     | <b>21</b> | <b>21</b> | <b>44</b>  | <b>52</b>  | <b>5</b> | <b>0</b> | <b>0</b> | <b>0</b> | <b>2</b> |
|               |                | <b>CCHA</b> | <b>160</b>     | <b>56</b> | <b>55</b> | <b>111</b> | <b>149</b> | <b>-</b> | <b>-</b> | <b>-</b> | <b>-</b> | <b>-</b> |

## NYSTROM VS. NHL

| TEAM               | Regular Season |          |          |           |           | Playoffs |          |          |          |          |
|--------------------|----------------|----------|----------|-----------|-----------|----------|----------|----------|----------|----------|
|                    | GP             | G        | A        | PTS       | PIM       | GP       | G        | A        | PTS      | PIM      |
| Anaheim            | 3              | 0        | 1        | 1         | 5         | 0        | 0        | 0        | 0        | 0        |
| Atlanta            | 1              | 0        | 0        | 0         | 0         | 0        | 0        | 0        | 0        | 0        |
| Carolina           | 1              | 0        | 0        | 0         | 0         | 0        | 0        | 0        | 0        | 0        |
| Chicago            | 3              | 0        | 0        | 0         | 5         | 0        | 0        | 0        | 0        | 0        |
| Columbus           | 3              | 0        | 1        | 1         | 7         | 0        | 0        | 0        | 0        | 0        |
| Colorado           | 5              | 0        | 1        | 1         | 7         | 0        | 0        | 0        | 0        | 0        |
| Dallas             | 2              | 0        | 0        | 0         | 0         | 0        | 0        | 0        | 0        | 0        |
| Detroit            | 2              | 0        | 0        | 0         | 2         | 0        | 0        | 0        | 0        | 0        |
| Edmonton           | 3              | 0        | 2        | 2         | 5         | 0        | 0        | 0        | 0        | 0        |
| Florida            | 1              | 0        | 0        | 0         | 0         | 0        | 0        | 0        | 0        | 0        |
| Los Angeles        | 1              | 0        | 0        | 0         | 0         | 0        | 0        | 0        | 0        | 0        |
| Minnesota          | 2              | 0        | 0        | 0         | 5         | 0        | 0        | 0        | 0        | 0        |
| New Jersey         | 1              | 0        | 0        | 0         | 5         | 0        | 0        | 0        | 0        | 0        |
| NY Rangers         | 1              | 0        | 0        | 0         | 0         | 0        | 0        | 0        | 0        | 0        |
| Nashville          | 2              | 1        | 0        | 1         | 0         | 0        | 0        | 0        | 0        | 0        |
| Phoenix            | 2              | 0        | 0        | 0         | 0         | 0        | 0        | 0        | 0        | 0        |
| Pittsburgh         | 1              | 0        | 0        | 0         | 0         | 0        | 0        | 0        | 0        | 0        |
| San Jose           | 2              | 0        | 0        | 0         | 0         | 7        | 0        | 0        | 0        | 2        |
| St. Louis          | 3              | 0        | 0        | 0         | 7         | 0        | 0        | 0        | 0        | 0        |
| Tampa Bay          | 1              | 0        | 0        | 0         | 0         | 0        | 0        | 0        | 0        | 0        |
| Vancouver          | 6              | 2        | 2        | 4         | 0         | 0        | 0        | 0        | 0        | 0        |
| <b>NHL Totals:</b> | <b>46</b>      | <b>3</b> | <b>7</b> | <b>10</b> | <b>48</b> | <b>7</b> | <b>0</b> | <b>0</b> | <b>0</b> | <b>2</b> |

## NHL HIGHLIGHTS

### FIRSTS:

**First GP:**..... 10/10/2005 at COL  
**First Goal:**..... 10/30/2007 vs NSH  
**First Asst:**..... 11/17/2007 at EDM

### MOSTS: MOST RECENTLY

**Goals:**..... 2 (1X) 04/05/2008 at VAN  
**Assists:**..... 2 (2X) 04/05/2008 at VAN  
**Points:**..... 4 (1X) 04/05/2008 at VAN (2G-2A)  
**SOG:**..... 6 (1X) 12/06/2007 vs PIT  
**PIM:**..... 7 (2X) 12/18/2007 at CBJ  
**+/-:**..... 4 (1X) 04/05/2008 at VAN

### LONGEST PERSONAL STREAKS:

**Goals:**..... 1 (2X) 04/05/2008 04/05/2008 (2G)  
**Active**  
**Assists:**..... 1 (5X) 04/05/2008 04/05/2008 (2A)  
**Active**  
**Pts:**..... 1 (6X) 04/05/2008 04/05/2008 (2G-2A)  
**Active**

### CUPS: NONE



## 2007-08 HIGHLIGHTS

Finished with a career high in NHL games (44), goals (3), assists (7), points (10) and penalty minutes (48) ... started the season playing four games with the Quad City Flames (AHL) recording one goal and one assists with 6 minutes in penalties before being recalled from to the Flames on Oct.21 ... played in his first game of the season for the Flames on Oct.22 SJ 4 @ CGY 1 ... assigned to Quad City on Oct.27 ... recalled from to Calgary on Oct.29 ... scored his first ever NHL goal and had a team high in blocked shots (3) on Oct.30 NSH 1 @ CGY 5 ... had his first ever NHL fight (vs. Foster) on Nov.3 CGY 1 @ MIN 4 ... collected his first two assists in the NHL and first multi-point game (2a) on Nov. 17 CGY 3 @ EDM 1 ... assigned to Quad City on Jan.22 ... recalled to Calgary on Feb.29 ... had a career high two goals and two assists (including setting up Iginla's 50th goal) on Apr.5 CGY 7 @ VAN 1 ... **PLAYOFFS:** played in all seven playoff games recording two minutes in penalties and averaging 7:38 of ice time ... played in his first career playoff game on Apr.9 CGY 3 @ SJ 2

## CAREER HIGHLIGHTS

**2006-07:** Ranked as the fifth best prospect in the Calgary organization by the 2007 edition of The Hockey News Future Watch ... missed 68 regular season games with injury...recorded a game-winning goal on Nov. 11th vs. Syracuse ... **PLAYOFFS:** played in five of the six games vs. Iowa registering 2 PIMS **2005-06:** Earned two games with the Calgary Flames, making his NHL debut at Colorado on October 10, 2005 ... second in Ak-Sar-Ben Knights' rookie scoring notching 15 goals, 18 assists for 33 points ... scored his first pro goal against San Antonio on November 17, 2005 ... set the team record for fastest goal to start a game when he scored 49 seconds into the first period against Manitoba on March 3, 2006

## COLLEGE HIGHLIGHTS

Played four seasons at the University of Michigan (CCHA) posting 111 points (56g, 55a) and 149 PIMs in 160 games ... was team captain with Michigan ... finished first in the CCHA three out-of-four seasons (2004-05, 2002-03 and 2001-02) and finished second ... **2003-04:** scored 22 points (10g, 12a) in 43 games ... **2002-03:** posted 26 points on 15 goals and 11 assists in 39 games ... was 4th on the team in goals (15) ... **2001-02:** played in his first season at University of Michigan posting 31 points (18g, 13a) in 40 games ... finished 2nd on the team in goals (18) and 4th in points (31) ... was named to the CCHA All-Rookie Team.

WE  
ARE





# DION PHANEUF

WE  
ARE





# 3 DION PHANEUF - D

**BORN:** Edmonton, AB  
**DATE:** April 10, 1985  
**HEIGHT:** 6'3"  
**WEIGHT:** 213 lbs.  
**SHOOTS:** Left

**HOW ACQUIRED:** 1st round, 9th overall,  
 in the 2003 Entry Draft

## CAREER RECORD

| Season        | Club      | Lea.       | REGULAR SEASON |           |            |            |            | PLAYOFFS  |           |           |           |           |
|---------------|-----------|------------|----------------|-----------|------------|------------|------------|-----------|-----------|-----------|-----------|-----------|
|               |           |            | GP             | G         | A          | PTS        | PIM        | GP        | G         | A         | PTS       | PIM       |
| 2000-01       | Southgate | AMBHL      | 35             | 15        | 50         | 65         | 208        | 4         | 3         | 4         | 7         | 15        |
| 2001-02       | Red Deer  | WHL        | 67             | 5         | 12         | 17         | 170        | 21        | 0         | 2         | 2         | 14        |
| 2002-03       | Red Deer  | WHL        | 71             | 16        | 14         | 30         | 185        | 23        | 7         | 7         | 14        | 34        |
| 2003-04       | Red Deer  | WHL        | 62             | 19        | 24         | 43         | 126        | 19        | 2         | 9         | 11        | 30        |
|               | Canada    | WJC        | 6              | 2         | 2          | 4          | 29         | -         | -         | -         | -         | -         |
| 2004-05       | Red Deer  | WHL        | 55             | 24        | 32         | 56         | 73         | 7         | 1         | 4         | 5         | 12        |
|               | Canada    | WCJ        | 6              | 1         | 5          | 6          | 14         | -         | -         | -         | -         | -         |
| 2005-06       | Calgary   | NHL        | 82             | 20        | 29         | 49         | 93         | 7         | 1         | 0         | 1         | 7         |
| 2006-07       | Calgary   | NHL        | 79             | 17        | 33         | 50         | 98         | 6         | 1         | 0         | 1         | 7         |
| 2007-08       | Calgary   | NHL        | 82             | 17        | 43         | 60         | 182        | 7         | 3         | 4         | 7         | 4         |
| <b>TOTALS</b> |           | <b>NHL</b> | <b>243</b>     | <b>54</b> | <b>105</b> | <b>159</b> | <b>373</b> | <b>20</b> | <b>5</b>  | <b>4</b>  | <b>9</b>  | <b>18</b> |
|               |           | <b>WHL</b> | <b>255</b>     | <b>64</b> | <b>82</b>  | <b>146</b> | <b>554</b> | <b>70</b> | <b>10</b> | <b>22</b> | <b>32</b> | <b>90</b> |

## PHANEUF VS. NHL

| TEAM               | Regular Season |           |            | Playoffs   |            |           |          |          |          |           |
|--------------------|----------------|-----------|------------|------------|------------|-----------|----------|----------|----------|-----------|
|                    | GP             | G         | PTS        | GP         | G          | PTS       |          |          |          |           |
| Anaheim            | 12             | 2         | 7          | 9          | 43         | 7         | 1        | 0        | 1        | 7         |
| Atlanta            | 2              | 0         | 1          | 1          | 0          | 0         | 0        | 0        | 0        | 0         |
| Boston             | 2              | 1         | 0          | 1          | 2          | 0         | 0        | 0        | 0        | 0         |
| Buffalo            | 2              | 0         | 3          | 3          | 2          | 0         | 0        | 0        | 0        | 0         |
| Carolina           | 2              | 1         | 1          | 2          | 6          | 0         | 0        | 0        | 0        | 0         |
| Chicago            | 12             | 2         | 7          | 9          | 14         | 0         | 0        | 0        | 0        | 0         |
| Columbus           | 12             | 1         | 4          | 5          | 18         | 0         | 0        | 0        | 0        | 0         |
| Colorado           | 24             | 6         | 6          | 12         | 34         | 0         | 0        | 0        | 0        | 0         |
| Dallas             | 12             | 0         | 5          | 5          | 13         | 0         | 0        | 0        | 0        | 0         |
| Detroit            | 12             | 4         | 2          | 6          | 13         | 6         | 1        | 0        | 1        | 7         |
| Edmonton           | 24             | 6         | 10         | 16         | 32         | 0         | 0        | 0        | 0        | 0         |
| Florida            | 2              | 0         | 2          | 2          | 2          | 0         | 0        | 0        | 0        | 0         |
| Los Angeles        | 12             | 3         | 6          | 9          | 10         | 0         | 0        | 0        | 0        | 0         |
| Minnesota          | 23             | 6         | 8          | 14         | 32         | 0         | 0        | 0        | 0        | 0         |
| Montreal           | 2              | 1         | 3          | 4          | 8          | 0         | 0        | 0        | 0        | 0         |
| New Jersey         | 2              | 1         | 0          | 1          | 0          | 0         | 0        | 0        | 0        | 0         |
| NY Islanders       | 2              | 0         | 3          | 3          | 2          | 0         | 0        | 0        | 0        | 0         |
| NY Rangers         | 2              | 1         | 1          | 2          | 6          | 0         | 0        | 0        | 0        | 0         |
| Nashville          | 11             | 4         | 4          | 8          | 24         | 0         | 0        | 0        | 0        | 0         |
| Ottawa             | 2              | 0         | 0          | 0          | 0          | 0         | 0        | 0        | 0        | 0         |
| Philadelphia       | 2              | 0         | 2          | 2          | 2          | 0         | 0        | 0        | 0        | 0         |
| Phoenix            | 12             | 5         | 4          | 9          | 23         | 0         | 0        | 0        | 0        | 0         |
| Pittsburgh         | 2              | 0         | 1          | 1          | 2          | 0         | 0        | 0        | 0        | 0         |
| San Jose           | 12             | 3         | 6          | 9          | 10         | 7         | 3        | 4        | 7        | 4         |
| St. Louis          | 12             | 3         | 5          | 8          | 30         | 0         | 0        | 0        | 0        | 0         |
| Tampa Bay          | 2              | 0         | 5          | 5          | 2          | 0         | 0        | 0        | 0        | 0         |
| Toronto            | 2              | 0         | 0          | 0          | 4          | 0         | 0        | 0        | 0        | 0         |
| Vancouver          | 23             | 4         | 7          | 11         | 35         | 0         | 0        | 0        | 0        | 0         |
| Washington         | 2              | 0         | 2          | 2          | 4          | 0         | 0        | 0        | 0        | 0         |
| <b>NHL Totals:</b> | <b>243</b>     | <b>54</b> | <b>105</b> | <b>159</b> | <b>373</b> | <b>20</b> | <b>5</b> | <b>4</b> | <b>9</b> | <b>18</b> |

## NHL HIGHLIGHTS

### FIRSTS:

First GP:.....10/05/2005 CGY 3 at MIN 6  
 First Goal:.....10/10/2005 CGY 3 at COL 7  
 First Asst:.....10/10/2005 CGY 3 at COL 7

### MOSTS: MOST RECENTLY

Goals:.....2 (4X) 02/19/2008 at PHX  
 Assists:.....5 (1X) 12/13/2007 at TB  
 Points:.....5 (1X) 12/13/2007 at TB (0G-5A)  
 SOG:.....9 (3X) 03/07/2008 vs NSH  
 PIM:.....23 (1X) 02/29/2008 at ANA  
 +/-:.....4 (1X) 03/22/2008 vs MIN

### LONGEST PERSONAL STREAKS:

Goals:.....2 (9X) 02/09/2008 02/12/2008 (2G)  
 Assists:.....4 (2X) 02/09/2008 02/17/2008 (5A)  
 Pts:.....6 (1X) 02/09/2008 02/20/2008 (4G-6A)

### CUPS: NONE

## 2007-08 HIGHLIGHTS

Led all Flames defencemen in scoring (17+43=60), T-2nd in the NHL amongst defencemen in goals (17), 5th in points (60), and 6th in assists (43) ... set new career highs in assists (43) and points (60) ... led the team in time on ice per game (26:25) and finished 2nd in the NHL ... led the team in PIMS (182) and finished 9th in the NHL ... finished 3rd on the team in power play goals (10) ... T-3rd on team in game winning goals (4) ... 2nd on the team and led all NHL defencemen in shots (263) ... finished 6th amongst NHL defencemen in hits (194) ... finished T-6th amongst NHL defencemen in takeaways (52) ... registered his 100th career point on Oct.4 PHI 3 @ CGY 2 ... registered five assists (career high) on Dec.13 CGY 9 @ TB 6 ... played his 200th career game on Dec.29 ANA 3 @ CGY 5 ... voted to the NHL's Western Conference Starting Line-up for the All-Star Game for the first time on Jan.8 ... won the Breakaway competition at 2008 NHL Skills Competition at the All-Star Game on Jan.26, and scored a goal at the All-Star Game ... registered his 100th career assist on the game winning goal on Mar.20 COL 1 @ CGY 2 ... finished 3rd in the Molson Cup three-star standings ... was runner up for the Norris trophy ... **PLAYOFFS:** finished 2nd on the team in goals (3), assists (4) and points (7) ... had two multi-point games of the post season: a goal and assist on Apr.13 SJ 3 @ CGY 4 and registered a pair of assists on Apr.17 CGY 3 @ SJ 4 ... led the team in time on ice per game (27:06)

## CAREER HIGHLIGHTS

**2006-07:** Played in his second season in the NHL setting new career highs in assists (33), and points (50) ... had 9 MP games ... named to the Western Conference All-Star team ... Flames were 13-3-0-1 when scoring ... led all Flames defencemen in points (50), goals (17), and assists (33) ... averaged 25:39 in ice time, which was the highest amongst all Flames ... played his 100th career game on Nov.21 @ EDM (L 1-2) ... was named runner-up for the Molson Cup Standings for the month of February, and named Alberta Diabetes as the recipient of the \$500 donated on his behalf ... scored his team leading 13th power play goal on Mar.12 vs. STL (W 5-4 SO) ... registered two assists, and tied his career high (29 assists) on Mar.20 vs. DET (W 2-1), and was named as the games 3rd star ... returned after missing two games on Apr.3 vs. COL ... with an assist on Apr.5 @ SJ (L 4-3), he set a new career high with 50 points **PLAYOFFS:** Played in all six playoff games recording one goal and seven minutes in penalties while averaging 26:23 in ice time **2005-06:** - Made his NHL debut playing in all 82 games with the Flames ... nominated for the Calder Trophy as the league's top rookie ... scored 49 points (20G, 29A), 16 PPG, seven GWG and 93 PIMS ... named rookie of the month for Nov. after posting nine points (3g, 6a) including two GWG ... set a new Flames record for most goals by a rookie defenceman (20) and 2nd in most points (49) ... is just the 3rd rookie defenceman in NHL history to score at least 20 goals (Leetch-23 in '88-89 & Beck-22 in '77-78) ... led all NHL defencemen in PP goals (16) and was 2nd in goals (20) ... T-11th in the NHL in GWG (7) ... was the 6th highest scoring rookie and led the defencemen ... T-2nd in rookie PP goals (16), T-9th in goals (20), 8th in assists (29), 6th in PP assists (17), 3rd in PP points (33) and T-2nd in GW goals (7) ... 3rd on the team in points, T-3rd in goals, 3rd in assists, 3rd in PIMS, 2nd in PP goals, 1st in PP points and T-1st in GW goals ... Flames were 10-6-2 when scoring a goal ... posted 11 multiple point games - Flames were 6-5-0 during these games ... scored his 20th goal of the season on Apr. 13 vs. COL ... scored his 19th goal setting a new Flames record for most goals by a Flames rookie d-man and added an assist on Apr. 5 vs. PHX ... scored his first NHL career goal (Aebischer) and his first career assist on Oct. 10 at COL ... played in his first NHL career game on Oct. 5 at MIN ... averaged 21:43 of ice-time ... **PLAYOFFS:** made his NHL playoff debut appearing in all seven games vs. ANA scoring one goal, adding seven PIMS and averaging 18:37 of ice-time ... played in his first NHL career playoff game on Apr. 21 vs. ANA ... scored his first playoff goal in GM2 vs. ANA on Apr. 23 (Giguere)

## INTERNATIONAL HIGHLIGHTS

**2007** - won a gold medal with Team Canada at the IIHF World Championships, finished amongst the top defensive scorers in the tournament in points (8) - T-2nd, and assists (8) - T-3rd ... **2005** - won a gold medal with Team Canada at the '05 World Junior Championships ... named to the tournament's All-Star Team after posting six points (1g, 5a) in six games ... **2004** - won a silver medal at the '04 World Junior Championships ... named to the All-Star Team and a runner-up for defenceman of the Championships after posting four points in six games

## JUNIOR HIGHLIGHTS

Played in 255 WHL career games with the Red Deer Rebels posting 146 points (64g, 82a) and 554 PIMS ... in 70 career playoff games with the Rebels Phaneuf posted 32 points (10g, 22a) and 90 PIMS ... **2004-05** - recorded 56 points (24g, 32a) and 73 PIMS in his fourth season in Red Deer ... finished 4th on the team in points (56) ... named to the WHL East First All-Star Team and the WHL Defenceman of the Year for the second straight year ... named captain of Team WHL for the Canada Russia Challenge series ... **PLAYOFFS:** notched five points (1g, 4a) in seven playoff games ... was T-3rd on the team in points (5) and T-2nd in PIMS (12) ... **2003-04** - named to the WHL East First All-Star Team, the WHL Defenceman of the Year and to the Canadian Junior First All-Star Team after posting 43 points (19g, 24a) and 126 PIMS in 62 games with Red Deer ... was 2nd on the Rebels in scoring with 43 points ... **PLAYOFFS:** recorded 11 points in 19 playoff games ... was 4th on the team in playoff points (11) ... **2002-03** - posted 30 points (16g, 14a) and 185 PIMS in 71 games with Red Deer ... was 3rd on the team in PIMS (185) ... **PLAYOFFS:** notched 14 points (7g, 7a) and 34 PIMS in 23 playoff games ... finished 4th on the team in playoff points (14) ... **2001-02** - recorded 17 points (5g, 12a) in 67 games in his rookie season with Red Deer ... finished 3rd on the team in PIMS (170) ... **PLAYOFFS:** notched two assists in 21 playoff games



# WAYNE PRIMEAU

WE  
ARE





# 19 WAYNE PRIMEAU - C

**BORN:** Scarborough, ON  
**DATE:** June 4, 1976  
**HEIGHT:** 6'4"  
**WEIGHT:** 221 lbs.  
**SHOOTS:** Left

**HOW ACQUIRED:** On February 10, 2007 from the Boston Bruins along with Brad Stuart in exchange for Andrew Ference and Chuck Kobasew

## CAREER RECORD

| Season        | Club       | Lea. | REGULAR SEASON |            |           |            |            |            | PLAYOFFS  |          |           |           |           |  |
|---------------|------------|------|----------------|------------|-----------|------------|------------|------------|-----------|----------|-----------|-----------|-----------|--|
|               |            |      | GP             | G          | A         | PTS        | PIM        | GP         | G         | A        | PTS       | PIM       |           |  |
| 1992-93       | Owen Sound | OHL  | 66             | 10         | 27        | 37         | 110        | 8          | 1         | 4        | 5         | 0         |           |  |
| 1993-94       | Owen Sound | OHL  | 65             | 25         | 50        | 75         | 75         | 9          | 1         | 6        | 7         | 8         |           |  |
| 1994-95       | Owen Sound | OHL  | 66             | 34         | 62        | 96         | 84         | 10         | 4         | 9        | 13        | 15        |           |  |
|               | Buffalo    | NHL  | 1              | 1          | 0         | 1          | 0          | -          | -         | -        | -         | -         |           |  |
| 1995-96       | Owen Sound | OHL  | 28             | 15         | 29        | 44         | 52         | -          | -         | -        | -         | -         |           |  |
|               | Oshawa     | OHL  | 24             | 12         | 13        | 25         | 33         | 3          | 2         | 3        | 5         | 2         |           |  |
|               | Rochester  | AHL  | 8              | 2          | 3         | 5          | 6          | 17         | 3         | 1        | 4         | 11        |           |  |
|               | Buffalo    | NHL  | 2              | 0          | 0         | 0          | 0          | -          | -         | -        | -         | -         |           |  |
| 1996-97       | Rochester  | AHL  | 24             | 9          | 5         | 14         | 27         | 1          | 0         | 0        | 0         | 0         |           |  |
|               | Buffalo    | NHL  | 45             | 2          | 4         | 6          | 64         | 9          | 0         | 0        | 0         | 6         |           |  |
| 1997-98       | Buffalo    | NHL  | 69             | 6          | 6         | 12         | 87         | 14         | 1         | 3        | 4         | 6         |           |  |
| 1998-99       | Buffalo    | NHL  | 67             | 5          | 8         | 13         | 38         | 19         | 3         | 4        | 7         | 6         |           |  |
| 1999-00       | Buffalo    | NHL  | 41             | 5          | 7         | 12         | 38         | -          | -         | -        | -         | -         |           |  |
|               | Tampa Bay  | NHL  | 17             | 2          | 3         | 5          | 25         | -          | -         | -        | -         | -         |           |  |
| 2000-01       | Tampa Bay  | NHL  | 47             | 2          | 13        | 15         | 77         | -          | -         | -        | -         | -         |           |  |
|               | Pittsburgh | NHL  | 28             | 1          | 6         | 7          | 54         | 18         | 1         | 3        | 4         | 2         |           |  |
| 2001-02       | Pittsburgh | NHL  | 33             | 3          | 7         | 10         | 18         | -          | -         | -        | -         | -         |           |  |
| 2002-03       | Pittsburgh | NHL  | 70             | 5          | 11        | 16         | 55         | -          | -         | -        | -         | -         |           |  |
|               | San Jose   | NHL  | 7              | 1          | 1         | 2          | 0          | -          | -         | -        | -         | -         |           |  |
| 2003-04       | San Jose   | NHL  | 72             | 9          | 20        | 29         | 90         | 17         | 1         | 2        | 3         | 4         |           |  |
| 2005-06       | San Jose   | NHL  | 21             | 5          | 3         | 8          | 17         | -          | -         | -        | -         | -         |           |  |
|               | Boston     | NHL  | 50             | 6          | 8         | 14         | 40         | -          | -         | -        | -         | -         |           |  |
| 2006-07       | Boston     | NHL  | 51             | 7          | 8         | 15         | 75         | -          | -         | -        | -         | -         |           |  |
|               | Calgary    | NHL  | 27             | 3          | 4         | 7          | 36         | 6          | 0         | 2        | 2         | 14        |           |  |
| 2007-08       | Calgary    | NHL  | 43             | 3          | 7         | 10         | 26         | 7          | 1         | 0        | 1         | 4         |           |  |
| <b>TOTALS</b> |            |      | <b>NHL</b>     | <b>691</b> | <b>66</b> | <b>116</b> | <b>182</b> | <b>714</b> | <b>90</b> | <b>7</b> | <b>14</b> | <b>21</b> | <b>42</b> |  |
|               |            |      | <b>AHL</b>     | <b>32</b>  | <b>11</b> | <b>8</b>   | <b>19</b>  | <b>33</b>  | <b>18</b> | <b>3</b> | <b>1</b>  | <b>4</b>  | <b>11</b> |  |
|               |            |      | <b>OHL</b>     | <b>249</b> | <b>96</b> | <b>181</b> | <b>277</b> | <b>354</b> | <b>30</b> | <b>8</b> | <b>22</b> | <b>30</b> | <b>25</b> |  |

## PRIMEAU VS. NHL

| TEAM               | Regular Season |           |            |            |            | Playoffs  |          |           |           |           |
|--------------------|----------------|-----------|------------|------------|------------|-----------|----------|-----------|-----------|-----------|
|                    | GP             | G         | A          | PTS        | PIM        | GP        | G        | A         | PTS       | PIM       |
| Anaheim            | 16             | 1         | 2          | 3          | 18         | 0         | 0        | 0         | 0         | 0         |
| Atlanta            | 22             | 4         | 11         | 15         | 20         | 0         | 0        | 0         | 0         | 0         |
| Boston             | 26             | 2         | 2          | 4          | 29         | 6         | 2        | 0         | 2         | 2         |
| Buffalo            | 18             | 1         | 3          | 4          | 43         | 7         | 1        | 1         | 2         | 2         |
| Carolina           | 28             | 0         | 5          | 5          | 66         | 0         | 0        | 0         | 0         | 0         |
| Calgary            | 17             | 0         | 2          | 2          | 12         | 6         | 0        | 2         | 2         | 14        |
| Chicago            | 21             | 4         | 6          | 10         | 33         | 0         | 0        | 0         | 0         | 0         |
| Columbus           | 12             | 4         | 0          | 4          | 4          | 0         | 0        | 0         | 0         | 0         |
| Colorado           | 23             | 1         | 4          | 5          | 12         | 6         | 1        | 0         | 1         | 2         |
| Dallas             | 24             | 3         | 1          | 4          | 6          | 6         | 1        | 1         | 2         | 4         |
| Detroit            | 21             | 2         | 4          | 6          | 8          | 6         | 0        | 2         | 2         | 14        |
| Edmonton           | 18             | 0         | 4          | 4          | 16         | 0         | 0        | 0         | 0         | 0         |
| Florida            | 30             | 2         | 6          | 8          | 35         | 0         | 0        | 0         | 0         | 0         |
| Los Angeles        | 16             | 1         | 4          | 5          | 22         | 0         | 0        | 0         | 0         | 0         |
| Minnesota          | 20             | 1         | 0          | 1          | 16         | 0         | 0        | 0         | 0         | 0         |
| Montreal           | 34             | 1         | 3          | 4          | 16         | 4         | 0        | 0         | 0         | 0         |
| New Jersey         | 30             | 3         | 4          | 7          | 33         | 5         | 0        | 1         | 1         | 0         |
| NY Islanders       | 31             | 4         | 6          | 10         | 48         | 0         | 0        | 0         | 0         | 0         |
| NY Rangers         | 27             | 2         | 5          | 7          | 25         | 0         | 0        | 0         | 0         | 0         |
| Nashville          | 13             | 1         | 3          | 4          | 6          | 0         | 0        | 0         | 0         | 0         |
| Ottawa             | 35             | 2         | 4          | 6          | 71         | 10        | 0        | 2         | 2         | 2         |
| Philadelphia       | 26             | 3         | 3          | 6          | 51         | 8         | 1        | 1         | 2         | 10        |
| Phoenix            | 22             | 4         | 3          | 7          | 4          | 0         | 0        | 0         | 0         | 0         |
| Pittsburgh         | 21             | 2         | 0          | 2          | 4          | 0         | 0        | 0         | 0         | 0         |
| San Jose           | 13             | 1         | 1          | 2          | 9          | 7         | 1        | 0         | 1         | 4         |
| St. Louis          | 15             | 2         | 3          | 5          | 10         | 5         | 0        | 0         | 0         | 2         |
| Tampa Bay          | 27             | 5         | 4          | 9          | 30         | 0         | 0        | 0         | 0         | 0         |
| Toronto            | 31             | 5         | 7          | 12         | 30         | 3         | 0        | 1         | 1         | 0         |
| Vancouver          | 21             | 0         | 9          | 9          | 25         | 0         | 0        | 0         | 0         | 0         |
| Washington         | 33             | 5         | 7          | 12         | 38         | 11        | 0        | 3         | 3         | 0         |
| <b>NHL Totals:</b> | <b>691</b>     | <b>66</b> | <b>116</b> | <b>182</b> | <b>740</b> | <b>90</b> | <b>7</b> | <b>14</b> | <b>21</b> | <b>42</b> |

## NHL HIGHLIGHTS

### FIRSTS:

**First GP:**..... 05/03/1995 vs NJ  
**First Goal:**..... 05/03/1995 vs NJ  
**First Asst:**..... 12/31/1996 vs NJ

### MOSTS: MOST RECENTLY

**Goals:**..... 2 (4X) 02/26/2007 vs PHX  
**Assists:**..... 3 (1X) 10/08/2000 vs VAN  
**Points:**..... 3 (2X) 10/08/2000 vs VAN (0G-3A)  
**SOG:**..... 7 (4X) 10/07/2006 at TB  
**PIM:**..... 37 (1X) 01/20/2001 at OTT  
**+/-:**..... 4 (1X) 04/05/2008 at VAN

### LONGEST PERSONAL STREAKS:

**Goals:**..... 3 (1X) 03/14/1998 03/17/1998 (3G)  
**Assists:**..... 3 (2X) 03/25/2008 03/30/2008 (3A)  
**Pts:**..... 5 (1X) 03/12/1998 03/19/1998 (3G-2A)

### CUPS: NONE

## 2007-08 HIGHLIGHTS

Registered 10 points (3+7) in 43 games along with 26 penalty minutes and averaged 11:02 of ice time ... left the game with an ankle injury on Oct.20 EDM 1 @ CGY 4 ... returned from ankle injury on Dec.16 CGY 5 @ STL 3 after missing 25 games ... scored his first goal of the season against one of his former teams on Jan.30 SJ 4 @ CGY 5 ... recorded one multi-point game with a pair of assists on the final game of the regular season Apr.5 CGY 7 @ VAN 1 ... **PLAYOFFS:** played in all seven playoff games registering one goal and four penalty minutes while averaging 10:35 of ice time

## CAREER HIGHLIGHTS

**2006-07:** has played the last seven games after missing three games with an injury suffered Jan. 15 vs. Buffalo ... his last points came in a 1-1=2 effort Jan. 4 vs. Toronto ... has three MP games ... had a three-game point streak from Dec. 2-7 (2-2=4 totals) ... recorded his 100th NHL assist Dec. 2 in Carolina ... played his 600th NHL game Dec. 16 vs. Florida ... has missed three games to injury (3-shoulder, Jan. 17-20) ... traded to CGY on Feb. 10 ... played his first game as a flame on Feb. 11 @ DET (L 4-7) ... had his first fight as a Flame (vs. Garnet Exelby) on Feb.13 vs. ATL (W 4-1) ... registered his 1st point as a Flame with an assist on Feb.25 vs. COL (L 7-5) ... scored his first goal as a Flame, which turned out to be the game winner, and added a second goal on Feb.26 vs. PHX (W 5-2), and was named as the games 1st star ... scored a short handed game winning goal on Mar.6 @ STL (W 4-2) ... **PLAYOFFS:** played in all six games vs. DET ... has a two game point streak with and assist on Apr.17 & 19 vs. DET ... registered a team high 14 PIMs **2005-06:** Set a career season-high in goals with 11 combined between San Jose and Boston...Had 5-3=8 totals with 17 penalty minutes in 21 Sharks games at the time of his Nov. 30 trade to Boston... Added 6-8=14 totals in 50 Bruins games...Had two multiple-point games, both two-goal efforts which matched his previous career game-high (Oct. 12 vs. Columbus with San Jose and Jan. 23 in Washington with Boston)...Had two three-game point streaks, from Oct. 8-15 (2-2=4 totals) and Jan. 23-26 (2-2=4 totals)...Played his 500th NHL game Oct. 5 at Nashville...Missed the final six games of the season with a hip injury...**2004-05:** Did not play during the NHL lockout...**2003-04:** Had three multiple-point games, all two-assist efforts...Had 3-5=8 totals in a nine-game span from Jan. 31-Feb. 19...Had three three-game point streaks, from Oct. 30-Nov. 2, Jan. 31-Feb. 5 (1-2=3 totals each) and Feb. 16-19 (1-3=4 totals)...Recorded his 100th NHL point with an assist Oct. 9 at Edmonton...Missed five games to injury (2-hip, 3-groin)...**2002-03:** Had 5-11=16 totals in 70 Penguins games at the time of his Mar. 11 trade to San Jose...Had a three-game point streak from Oct. 25-28 (1-2=3 totals)...Played his 400th NHL game Jan. 25 vs. Chicago...Missed six games with a back injury...**2001-02:** Played in just 33 games due to injuries...Had one multiple-point game, a two-assist effort Dec. 22 vs. Washington...Scored a shorthanded penalty shot goal Nov. 10 on Tampa Bay's Nikolai Khabibulin...Had a three-game point streak from Dec. 29-Jan. 5 (1-2=3 totals)...Missed 49 games to injuries (8-broken foot, 41-knee surgery)...**2000-01:** Had 2-13=15 totals in 47 Lightning games at the time of his Feb. 1 trade to Pittsburgh...Had five multiple-point games, including a career game-high for assists and tied his game-high for points with a three-assist effort Oct. 8 vs.Vancouver...Played his 300th NHL game Mar. 2 at NY Rangers...**1999-2000:** Had 5-7=12 totals in 41 Sabres games at the time of his Mar. 9 trade to Tampa Bay... Had two multiple-point games, including a career game-high 2-1=3 effort Nov. 20 vs. Atlanta...Missed 23 games to injuries (20-hip, 3-neck)...**1998-99:** Had one multiplepoint game, the first of his career, with a 1-1=2 effort Apr. 6 at NY Islanders...Missed ten games to injuries (1-groin, 9-shoulder)...**1997-98:** 3-4=7 totals of his 12 points on the season came in an 11-game span from Mar. 12-Apr. 1, including a career-best five-game point streak from Mar. 12-19 (3-2=5 totals)...Played his 100th NHL game Mar. 15 vs. Pittsburgh...**1996-97:** Split his first full pro season between Buffalo and Rochester/AHL with 9-5=14 totals in 24 Americans games...Was named Buffalo's top rookie with 2-4=6 totals in 45 Sabres contests...Recorded his first NHL assist Dec. 31 vs. New Jersey...**1995-96:** Joined Buffalo for two scoreless games at the conclusion of his junior career...Also played eight games with Rochester/AHL and won a Calder Cup championship with the Americans, playing in 17 postseason games...**1994-95:** Joined Buffalo for one game at the conclusion of his junior season...Scored his first NHL goal with the game-winning effort in his first NHL game, May 3 vs. New Jersey...Juniors: Played four seasons of junior hockey with Owen Sound and Oshawa/OHL with 96-181=277 totals and 352 PIM in 249 career junior games...Led Owen Sound in scoring his final season in 1994-95 with 34-62=96 totals in 66 games



**ROBYN REGEHR**

**WE ARE THE C of RED™**





# 28 ROBYN REGEHR - D

**BORN:** Recife, Brazil  
**DATE:** April 19, 1980  
**HEIGHT:** 6'3"  
**WEIGHT:** 224 lbs.  
**SHOOTS:** Left

**HOW ACQUIRED:** Trade with Colorado with Rene Corbet, Wade Belak and Colorado's 2nd round compensatory choice (Jarret Stoll) in the 2000 NHL Entry Draft for Chris Dingman and Theoren Fleury on February 28, 1999

## CAREER RECORD

| Season  | Club          | REGULAR SEASON |            |            |           |           |            | PLAYOFFS   |           |          |           |           |           |
|---------|---------------|----------------|------------|------------|-----------|-----------|------------|------------|-----------|----------|-----------|-----------|-----------|
|         |               | Lea.           | GP         | G          | A         | PTS       | PIM        | GP         | G         | A        | PTS       | PIM       |           |
| 1995-96 | Prince Albert | SAHA           | 59         | 8          | 24        | 32        | 157        | -          | -         | -        | -         | -         |           |
| 1996-97 | Kamloops      | WHL            | 64         | 4          | 19        | 23        | 96         | 5          | 0         | 1        | 1         | 18        |           |
| 1997-98 | Kamloops      | WHL            | 65         | 4          | 10        | 14        | 120        | 5          | 0         | 3        | 3         | 8         |           |
| 1998-99 | Kamloops      | WHL            | 54         | 12         | 20        | 32        | 130        | 12         | 1         | 4        | 5         | 21        |           |
|         | Canada        | WJC            | 7          | 0          | 0         | 0         | 2          | -          | -         | -        | -         | -         |           |
| 1999-00 | Calgary       | NHL            | 57         | 5          | 7         | 12        | 46         | -          | -         | -        | -         | -         |           |
|         | Saint John    | AHL            | 5          | 0          | 0         | 0         | 0          | -          | -         | -        | -         | -         |           |
|         | Canada        | WC             | 6          | 0          | 0         | 0         | 2          | -          | -         | -        | -         | -         |           |
| 2000-01 | Calgary       | NHL            | 71         | 1          | 3         | 4         | 70         | -          | -         | -        | -         | -         |           |
| 2001-02 | Calgary       | NHL            | 77         | 2          | 6         | 8         | 93         | -          | -         | -        | -         | -         |           |
| 2002-03 | Calgary       | NHL            | 76         | 0          | 12        | 12        | 87         | -          | -         | -        | -         | -         |           |
| 2003-04 | Calgary       | NHL            | 82         | 4          | 14        | 18        | 74         | 26         | 2         | 7        | 9         | 20        |           |
| 2004-05 | Canada        | World Cup      | 6          | 0          | 0         | 0         | 6          | -          | -         | -        | -         | -         |           |
|         | Canada        | WC             | 9          | 0          | 0         | 0         | 4          | -          | -         | -        | -         | -         |           |
| 2005-06 | Calgary       | NHL            | 68         | 6          | 20        | 26        | 67         | 7          | 1         | 3        | 4         | 6         |           |
|         | Canada        | Olympics       | 6          | 0          | 1         | 1         | 2          | -          | -         | -        | -         | -         |           |
| 2006-07 | Calgary       | NHL            | 78         | 2          | 19        | 21        | 75         | 1          | 0         | 0        | 0         | 0         |           |
| 2007-08 | Calgary       | NHL            | 82         | 5          | 15        | 20        | 79         | 7          | 0         | 2        | 2         | 2         |           |
|         | <b>TOTALS</b> |                | <b>NHL</b> | <b>591</b> | <b>25</b> | <b>96</b> | <b>121</b> | <b>591</b> | <b>41</b> | <b>3</b> | <b>12</b> | <b>15</b> | <b>28</b> |
|         |               |                | <b>AHL</b> | <b>5</b>   | <b>0</b>  | <b>0</b>  | <b>0</b>   | <b>0</b>   | <b>-</b>  | <b>-</b> | <b>-</b>  | <b>-</b>  | <b>-</b>  |
|         |               |                | <b>WHL</b> | <b>183</b> | <b>20</b> | <b>49</b> | <b>69</b>  | <b>346</b> | <b>22</b> | <b>1</b> | <b>8</b>  | <b>9</b>  | <b>47</b> |

## REGEHR VS. NHL

| TEAM               | Regular Season |           |           |            |            | Playoffs  |          |           |           |           |
|--------------------|----------------|-----------|-----------|------------|------------|-----------|----------|-----------|-----------|-----------|
|                    | GP             | G         | A         | PTS        | PIM        | GP        | G        | A         | PTS       | PIM       |
| Anaheim            | 28             | 1         | 3         | 4          | 41         | 7         | 1        | 3         | 4         | 6         |
| Atlanta            | 8              | 0         | 0         | 0          | 13         | 0         | 0        | 0         | 0         | 0         |
| Boston             | 7              | 0         | 1         | 1          | 6          | 0         | 0        | 0         | 0         | 0         |
| Buffalo            | 8              | 1         | 1         | 2          | 10         | 0         | 0        | 0         | 0         | 0         |
| Carolina           | 6              | 0         | 2         | 2          | 9          | 0         | 0        | 0         | 0         | 0         |
| Chicago            | 28             | 0         | 6         | 6          | 16         | 0         | 0        | 0         | 0         | 0         |
| Columbus           | 27             | 1         | 8         | 9          | 32         | 0         | 0        | 0         | 0         | 0         |
| Colorado           | 45             | 2         | 10        | 12         | 32         | 0         | 0        | 0         | 0         | 0         |
| Dallas             | 29             | 0         | 5         | 5          | 24         | 0         | 0        | 0         | 0         | 0         |
| Detroit            | 28             | 2         | 3         | 5          | 10         | 7         | 1        | 0         | 1         | 10        |
| Edmonton           | 46             | 2         | 7         | 9          | 55         | 0         | 0        | 0         | 0         | 0         |
| Florida            | 7              | 0         | 5         | 5          | 2          | 0         | 0        | 0         | 0         | 0         |
| Los Angeles        | 28             | 1         | 5         | 6          | 20         | 0         | 0        | 0         | 0         | 0         |
| Minnesota          | 40             | 4         | 2         | 6          | 55         | 0         | 0        | 0         | 0         | 0         |
| Montreal           | 11             | 0         | 2         | 2          | 2          | 0         | 0        | 0         | 0         | 0         |
| New Jersey         | 9              | 0         | 1         | 1          | 2          | 0         | 0        | 0         | 0         | 0         |
| NY Islanders       | 8              | 0         | 0         | 0          | 4          | 0         | 0        | 0         | 0         | 0         |
| NY Rangers         | 8              | 1         | 0         | 1          | 11         | 0         | 0        | 0         | 0         | 0         |
| Nashville          | 30             | 0         | 4         | 4          | 59         | 0         | 0        | 0         | 0         | 0         |
| Ottawa             | 11             | 1         | 1         | 2          | 2          | 0         | 0        | 0         | 0         | 0         |
| Philadelphia       | 8              | 0         | 0         | 0          | 12         | 0         | 0        | 0         | 0         | 0         |
| Phoenix            | 30             | 2         | 6         | 8          | 29         | 0         | 0        | 0         | 0         | 0         |
| Pittsburgh         | 8              | 1         | 4         | 5          | 6          | 0         | 0        | 0         | 0         | 0         |
| San Jose           | 30             | 2         | 4         | 6          | 36         | 13        | 1        | 2         | 3         | 6         |
| St. Louis          | 30             | 1         | 4         | 5          | 46         | 0         | 0        | 0         | 0         | 0         |
| Tampa Bay          | 7              | 0         | 1         | 1          | 4          | 7         | 0        | 3         | 3         | 4         |
| Toronto            | 14             | 0         | 3         | 3          | 18         | 0         | 0        | 0         | 0         | 0         |
| Vancouver          | 46             | 3         | 8         | 11         | 35         | 7         | 0        | 4         | 4         | 2         |
| Washington         | 6              | 0         | 0         | 0          | 0          | 0         | 0        | 0         | 0         | 0         |
| <b>NHL Totals:</b> | <b>591</b>     | <b>25</b> | <b>96</b> | <b>121</b> | <b>591</b> | <b>41</b> | <b>3</b> | <b>12</b> | <b>15</b> | <b>28</b> |

## NHL HIGHLIGHTS

### FIRSTS:

**First GP:**..... 10/28/1999 at OTT  
**First Asst:** ..... 11/06/1999 vs FLA  
**First Goal:**.....11/10/1999 vs SJ

### MOSTS: MOST RECENTLY

**Goals:**..... 1 (25X) 02/26/2008 vs COL  
**Assists:** .....3 (1X) 02/06/2006 at SJ  
**Points:**.....3 (2X) 02/02/2007 vs CBJ (1G-2A)  
**SOG:**.....7 (1X) 03/22/2003 vs NSH  
**PIM:**.....27 (1X) 02/28/2002 vs STL  
**+/-:**.....4 (1X) 03/01/2000 vs PIT

### LONGEST PERSONAL STREAKS:

**Goals:**..... 1 (25X) 02/26/2008 02/26/2008 (1G)  
**Assists:** ..... 3 (1X) 11/03/2006 11/07/2006 (3A)  
**Pts:**..... 3 (2X) 11/03/2006 11/07/2006 (0G-3A)

### CUPS: NONE

## 2007-08 HIGHLIGHTS

Finished 3rd amongst Flames defencemen in points (20), goals (5) and +/- (+11), 4th in assists (15) and PIMS (79) ... finished 18th amongst NHL defencemen in hits (154) ... had his first multi-point game of the season with a pair of assists on Oct.18 LA 3 @ CGY 4 ... scored his first goal of the season on Oct.24 MIN 3 @ CGY 5 ... left the game with a foot injury after blocking a shot on Dec.6 PIT 3 @ CGY 2 SO ... had a pair of assists on Dec.27 CGY 3 @ VAN 5 ... scored a short-handed goal on Feb.26 COL 3 @ CGY 2 (OT) ... **PLAYOFFS:** played in all seven playoff games registering two assists, two penalty minutes and averaging 21:49 in ice time which was the 3rd highest on the team ... registered an assist on the game winning goal on Apr.20 SJ 0 @ CGY 2

## CAREER HIGHLIGHTS

**2006-07:** His seventh season with the Flames, scored two goals and added 19 assists in 78 games ... Flames were 2-0-0-0 when scoring ... averaged 21:54 minutes of ice time, 4th amongst Flames defencemen ... tied a career high point and assist streak with 3 assists in 3 games (Nov. 3-7, 2006) ... registered one assist, tied for the team lead with a +3, and led all Flames in hits with 3 on Dec.12 vs. MIN (W 5-2) ... had a season high 5 blocked shots on Jan.11 @ COL (W 7-3) ... missed two games with the flu (Jan.26-28) ... registered his first multi-point game of the season with one goal and two assists on Feb.2 vs. CLB (W 6-2), and was named the games 2nd star ... added an assist on Feb.3 vs. VAN (W 4-3) ... scored the game tying goal on Feb.28 vs. MIN (W 2-1 SO), and was the game 1st star ... tied a season high with a +3 on Mar.3 @ EDM (W 4-2) ... played his 500th career game on Mar. 15 vs. DAL (L 2-4) ... registered his 100th career point with an assist on Mar.31 @ VAN (W 3-2) ... **PLAYOFFS:** played in one of the six games vs. DET due to a knee injury **2005-06:** Is the inaugural player recipient of the J.R. McCaig Award ... set new career highs in goals (6), assists (20) and points 67 while playing 68 games in his sixth NHL season ... led the team in average ice-time (23:08) ... scored 10 points at home and 16 on the road ... Flames were 5-1-0 when scoring ... posted three MP games - Flames were 3-0-0 during these games ... assisted the GW goal and went +2 on Apr. 11 vs. ANA ... scored a PP goal and added a PP assist on Mar. 23 at STL ... posted three assists (2 PP and an assist on the GW goal) for a new career high for points in a game (3) on Feb. 6 @ SJ ... played in his 400th NHL career game on Jan. 29 at CHI ... assisted the GW goal on Jan. 23 at EDM ... scored the GW/PP goal on Jan. 21 vs. BUF ... assisted the GW goal on Jan. 6 vs. TOR ... assisted the GW goal on Jan. 2 vs. CHI ... was a +3 on Dec. 31 vs. EDM ... scored the GW/PP goal on Dec. 26 at VAN ... assisted the OT winner on Dec. 10 vs. OTT ... recorded two assists including one on the game-winner on Dec. 3 at PIT ... assisted the GW/PP goal on Nov. 16 vs. DET ... played his first game of the season on Nov. 3 vs. CLB after missing 14 games due to a knee injury ... averaged a team leading 23:08 of ice-time ... missed 14 games due to injury ... **PLAYOFFS:** played in all seven games vs. ANA scoring four points (1g, 3a), a +3 rating and six PIMS ... 3rd on the team in ice-time (22:22), T-4th in points, T-4th in assists and T-2nd in +/- ... posted a PP assist in GM2 vs. ANA on Apr. 23 ... scored PP goal and PP assist in GM3 at ANA on Apr. 25 ... assisted the opening goal in GM6 vs. ANA on May 1 ... **2004-05** - represented Canada at the World Cup of Hockey and the World Championships ... **2003-04** - established new career highs in points (18), assists (14), +/- (+14) and GP (82) in his fifth season ... was one of only five Flames' players to appear in all 82 regular season games ... finished 3rd on the team in defence scoring (18 points) ... notched 10 points (3g, 7a) at home and eight points (1g, 7a) on the road ... recorded seven points (2g, 5a) on the PP and two SH assists ... Flames were unbeaten 2-0-2-0 when scoring ... posted two MA games - Flames were 2-0-0-0 during these games ... posted two assists and went +2 on Apr. 2 at LA ... scored the GW/PP goal on Feb. 15 at MIN (his first NHL GW goal) ... posted two assists on Jan. 10 vs. FLA ... assisted the GW goal on Dec. 11 vs. CAR ... posted an assist and went +3 on Dec. 7 vs. PIT ... played in his 300th NHL career game on Nov. 22 vs. CHI ... named an Assistant Captain on Oct. 8 ... averaged 22:21 of ice-time ... **PLAYOFFS:** made his NHL playoff debut posting nine points (2g, 7a) and 20 PIMS in 26 games ... finished 2nd on the Flames and 3rd in the NHL among defence scoring leaders with nine points ... posted four assists in seven games vs. VAN ... recorded three assists in game 6 on Apr. 17 vs. VAN ... posted an assist (his first NHL playoff point) and went +2 on Apr. 13 vs. VAN ... played in his first NHL playoff game on Apr. 7 at VAN ... played in all six games vs. DET scoring one goal ... scored the Flames' 1st goal (also his first NHL career playoff goal) and went +2 in GAME 1 at DET ... played in all six games in the Western Conference Championship vs. SJ scoring one goal and a +3 rating ... scored an EN goal in Game 6 vs. SJ on May 19 ... notched three PP assists in seven games in the Stanley Cup Finals vs. TB (Game 3 vs. TB on May 29, Game 2 on May 27 at TB and in his first Stanley Cup Finals game on May 25 at TB) ... averaged 26:27 of ice-time ... **2002-03** - posted a new career high 12 assists in his fourth NHL season ... was 2nd on the team in average ice-time per-game: 22:45 ... played in 76 games with the Flames ... posted three assists on the PP and one SH ... assisted the GW goal on Apr. 5 at EDM ... recorded a PP assist on Mar. 16 at ANA ... posted a PP assist on Mar. 13 vs. TOR ... was a +3 on Jan. 20 vs. EDM ... assisted the SH/GW goal and went +2 on Jan. 7 at COL ... assisted the GT goal on Nov. 2 vs. COL ... assisted the GW goal on Oct. 31 vs. BUF ... missed six games due to injury ... averaged 22:45 minutes of ice-time ... **2001-02** - played in this third NHL season appearing in 77 games with the Flames ... posted eight points (2g, 6a) and 93 penalty minutes ... finished 4th on the team in PIMS (93) ... recorded six points (2g, 4a) at even strength and two assists on the PP ... posted six points (1g, 5a) at home and two points (1g, 1a) on the road ... Flames were 1-1-0-0 when scoring a goal ... played in the 2002 Young Stars Game at the All-Star Weekend ... assisted the GT goal on Dec. 31 vs. EDM ... posted an assist on the Flames' first goal and went +2 in a 2-1 win vs. CLB on Nov. 1 ... averaged 20:53 minutes of ice-time ... missed two games due to injury ... **2000-01** - finished 4th on the team in penalty minutes (70), 2nd in hits (171), 1st in blocked shots (104) and 5th in average time on ice (19:42) in his second season in the NHL ... played the second most games amongst Flames rearguards (71) ... scored a goal and added at an assist at home and posted two assists on the road ... posted three points (1g, 2a) at even strength and one power play assist ... went +3 on Feb. 10 at VAN ... played his 100th NHL career game on Feb. 9 at COL ... scored a goal on Nov. 18 vs. NYR ... averaged 19:42 minutes of ice-time ... missed eight games due to injury ... **1999-00** - played in his first NHL season appearing in 57 games with Calgary ... was the Flames nominee for the Masterton Trophy - the youngest nominee in history ... won the Scurlfield Humanitarian Award as the Flames player who best exemplifies the qualities of perseverance, determination and leadership on the ice combined with dedication to community service ... led Flames rookies in goals (5) ... recorded his first NHL career MP game on Feb. 25 vs. Phoenix (2a) ... returned to the line-up on Feb. 9 after missing 11 games due to injury ... scored his first NHL career goal on Nov. 10 vs. SJ (Vernon) ... posted a point in back-to-back games (Nov. 6 & 10) ... recorded his first NHL career point on Nov. 6 vs. FLA (assist) ... played his first NHL career game on Oct. 28 at OTT going +1 ... recorded 10 points (3g, 7a) at home and two goals on the road ... averaged 18:24 minutes of ice-time ... recalled from Saint John on Oct. 28 ... made his professional debut playing in five games with the Saint John Flames of the American Hockey League ... was assigned to Saint John on a two-week conditioning assignment on Oct. 14 following rehabilitation of leg injuries suffered in a car accident in July

## INTERNATIONAL HIGHLIGHTS

**2006** - posted one assist at the 2006 Winter Olympics ... **2005** - won a silver medal with Canada at the World Championships ... **2004** - played with teammate Jarome Iginla on the championship winning Team Canada at the World Cup of Hockey ... **2000** - was a member of Team Canada at the 2000 World Championships

## JUNIOR HIGHLIGHTS

Played three seasons with Kamloops of the Western Hockey League (WHL) ... in 183 games with Kamloops, Regehr collected 69 points (20 goals, 49 assists) and 346 penalty minutes... **1998-99** - played on the WHL finalist Kamloops Blazers recording 32 points (12g, 20a) in 54 regular season games and five points (1g, 4a) in 12 post season games ... named to WHL West First All-Star Team ... **1997-98** - played his second season with the Blazers posting 14 points in 65 games ... **1996-97** - played in his rookie season in the WHL posting 23 points (4g, 19a) in 64 games with Kamloops



**ANDRE ROY**

ON

WE ARE THE  **C of RED**



# 27 ANDRE ROY - LW

**BORN:** Port Chester, NY  
**DATE:** February 8, 1975  
**HEIGHT:** 6'4"  
**WEIGHT:** 225 lbs.  
**SHOOTS:** Left

**HOW ACQUIRED:** Signed as a free agent on July 20, 2008

## CAREER RECORD

| Season        | Club          | REGULAR SEASON |            |           |           |           |             | PLAYOFFS  |          |          |          |           |
|---------------|---------------|----------------|------------|-----------|-----------|-----------|-------------|-----------|----------|----------|----------|-----------|
|               |               | Lea.           | GP         | G         | A         | PTS       | PIM         | GP        | G        | A        | PTS      | PIM       |
| 1993-94       | Beaumont      | QMJHL          | 33         | 6         | 7         | 13        | 125         | -         | -        | -        | -        | -         |
|               | Chicoutimi    | QMJHL          | 32         | 4         | 14        | 18        | 152         | -         | -        | -        | -        | -         |
| 1994-95       | Chicoutimi    | QMJHL          | 20         | 15        | 8         | 23        | 90          | -         | -        | -        | -        | -         |
|               | Drummondville | QMJHL          | 34         | 18        | 13        | 31        | 233         | 4         | 2        | 0        | 2        | 34        |
| 1995-96       | Providence    | AHL            | 58         | 7         | 8         | 15        | 167         | 1         | 0        | 0        | 0        | 10        |
|               | Boston        | NHL            | 3          | 0         | 0         | 0         | 0           | -         | -        | -        | -        | -         |
| 1996-97       | Providence    | AHL            | 50         | 17        | 11        | 28        | 234         | -         | -        | -        | -        | -         |
|               | Boston        | NHL            | 10         | 0         | 2         | 2         | 12          | -         | -        | -        | -        | -         |
| 1997-98       | Charlotte     | ECHL           | 27         | 10        | 8         | 18        | 132         | 7         | 2        | 3        | 5        | 34        |
|               | Providence    | AHL            | 36         | 3         | 11        | 14        | 154         | -         | -        | -        | -        | -         |
| 1998-99       | Fort Wayne    | IHL            | 65         | 15        | 6         | 21        | 395         | 2         | 0        | 0        | 0        | 11        |
| 1999-00       | Ottawa        | NHL            | 73         | 4         | 3         | 7         | 145         | 5         | 0        | 0        | 0        | 2         |
| 2000-01       | Ottawa        | NHL            | 64         | 3         | 5         | 8         | 169         | 2         | 0        | 0        | 0        | 16        |
| 2001-02       | Ottawa        | NHL            | 56         | 6         | 8         | 14        | 148         | -         | -        | -        | -        | -         |
|               | Tampa Bay     | NHL            | 9          | 1         | 1         | 2         | 63          | -         | -        | -        | -        | -         |
| 2002-03       | Tampa Bay     | NHL            | 62         | 10        | 7         | 17        | 119         | 5         | 0        | 1        | 1        | 2         |
| 2003-04       | Tampa Bay     | NHL            | 33         | 1         | 1         | 2         | 78          | 21        | 1        | 2        | 3        | 61        |
| 2005-06       | Pittsburgh    | NHL            | 42         | 2         | 1         | 3         | 116         | -         | -        | -        | -        | -         |
| 2006-07       | Pittsburgh    | NHL            | 5          | 0         | 0         | 0         | 12          | -         | -        | -        | -        | -         |
|               | Tampa Bay     | NHL            | 51         | 1         | 2         | 3         | 116         | 6         | 0        | 0        | 0        | 17        |
| 2007-08       | Tampa Bay     | NHL            | 63         | 4         | 3         | 7         | 108         | -         | -        | -        | -        | -         |
| <b>TOTALS</b> |               | <b>NHL</b>     | <b>471</b> | <b>32</b> | <b>33</b> | <b>65</b> | <b>1086</b> | <b>39</b> | <b>1</b> | <b>3</b> | <b>4</b> | <b>98</b> |
|               |               | <b>AHL</b>     | <b>144</b> | <b>27</b> | <b>30</b> | <b>57</b> | <b>555</b>  | <b>1</b>  | <b>0</b> | <b>0</b> | <b>0</b> | <b>10</b> |
|               |               | <b>IHL</b>     | <b>65</b>  | <b>15</b> | <b>6</b>  | <b>21</b> | <b>395</b>  | <b>2</b>  | <b>0</b> | <b>0</b> | <b>0</b> | <b>11</b> |
|               |               | <b>ECHL</b>    | <b>27</b>  | <b>10</b> | <b>8</b>  | <b>18</b> | <b>132</b>  | <b>7</b>  | <b>2</b> | <b>3</b> | <b>5</b> | <b>34</b> |

## ROY VS. NHL

| TEAM               | Regular Season |           |           |           |             | Playoffs  |          |          |          |           |
|--------------------|----------------|-----------|-----------|-----------|-------------|-----------|----------|----------|----------|-----------|
|                    | GP             | G         | A         | PTS       | PIM         | GP        | G        | A        | PTS      | PIM       |
| Anaheim            | 6              | 0         | 0         | 0         | 5           | 0         | 0        | 0        | 0        | 0         |
| Atlanta            | 26             | 2         | 3         | 5         | 62          | 0         | 0        | 0        | 0        | 0         |
| Boston             | 24             | 3         | 3         | 6         | 67          | 0         | 0        | 0        | 0        | 0         |
| Buffalo            | 26             | 1         | 2         | 3         | 56          | 0         | 0        | 0        | 0        | 0         |
| Carolina           | 26             | 0         | 1         | 1         | 48          | 0         | 0        | 0        | 0        | 0         |
| Calgary            | 9              | 2         | 0         | 2         | 14          | 5         | 0        | 0        | 0        | 21        |
| Chicago            | 7              | 0         | 1         | 1         | 19          | 0         | 0        | 0        | 0        | 0         |
| Columbus           | 7              | 0         | 0         | 0         | 34          | 0         | 0        | 0        | 0        | 0         |
| Colorado           | 8              | 0         | 1         | 1         | 11          | 0         | 0        | 0        | 0        | 0         |
| Dallas             | 4              | 2         | 1         | 3         | 0           | 0         | 0        | 0        | 0        | 0         |
| Detroit            | 8              | 0         | 0         | 0         | 19          | 0         | 0        | 0        | 0        | 0         |
| Edmonton           | 7              | 1         | 0         | 1         | 2           | 0         | 0        | 0        | 0        | 0         |
| Florida            | 30             | 1         | 1         | 2         | 77          | 0         | 0        | 0        | 0        | 0         |
| Los Angeles        | 6              | 0         | 2         | 2         | 39          | 0         | 0        | 0        | 0        | 0         |
| Minnesota          | 7              | 0         | 2         | 2         | 7           | 0         | 0        | 0        | 0        | 0         |
| Montreal           | 31             | 3         | 3         | 6         | 93          | 4         | 0        | 0        | 0        | 10        |
| New Jersey         | 27             | 1         | 0         | 1         | 56          | 10        | 0        | 1        | 1        | 17        |
| NY Islanders       | 22             | 2         | 0         | 2         | 44          | 5         | 1        | 0        | 1        | 2         |
| NY Rangers         | 21             | 1         | 0         | 1         | 90          | 0         | 0        | 0        | 0        | 0         |
| Nashville          | 5              | 0         | 1         | 1         | 5           | 0         | 0        | 0        | 0        | 0         |
| Ottawa             | 15             | 1         | 1         | 2         | 25          | 0         | 0        | 0        | 0        | 0         |
| Philadelphia       | 31             | 0         | 0         | 0         | 100         | 7         | 0        | 2        | 2        | 28        |
| Phoenix            | 7              | 1         | 0         | 1         | 9           | 0         | 0        | 0        | 0        | 0         |
| Pittsburgh         | 21             | 2         | 4         | 6         | 13          | 0         | 0        | 0        | 0        | 0         |
| San Jose           | 6              | 1         | 3         | 4         | 9           | 0         | 0        | 0        | 0        | 0         |
| St. Louis          | 7              | 2         | 0         | 2         | 9           | 0         | 0        | 0        | 0        | 0         |
| Tampa Bay          | 14             | 1         | 1         | 2         | 37          | 0         | 0        | 0        | 0        | 0         |
| Toronto            | 28             | 4         | 2         | 6         | 64          | 7         | 0        | 0        | 0        | 18        |
| Vancouver          | 8              | 0         | 0         | 0         | 26          | 0         | 0        | 0        | 0        | 0         |
| Washington         | 27             | 1         | 1         | 2         | 46          | 1         | 0        | 0        | 0        | 2         |
| <b>NHL Totals:</b> | <b>471</b>     | <b>32</b> | <b>33</b> | <b>65</b> | <b>1086</b> | <b>39</b> | <b>1</b> | <b>3</b> | <b>4</b> | <b>98</b> |

## NHL HIGHLIGHTS

### FIRSTS:

First GP:.....02/03/1996 vs BUF  
 First Asst: ..... 12/04/1996 at MTL  
 First Goal:..... 10/09/1999 vs TOR

### MOSTS: MOST RECENTLY

Goals:.....2 (1X) 01/24/2003 at DAL  
 Assists:..... 2 (3X) 01/18/2008 at PIT  
 Points:.....3 (1X) 01/18/2008 at PIT (1G-2A)  
 SOG:.....7 (1X) 03/24/2003 at SJ  
 PIM:.....34 (1X) 12/20/2001 vs LA  
 +/-:..... 3 (2X) 01/18/2008 at PIT

### LONGEST PERSONAL STREAKS:

Goals:.....2 (4X)12/11/2007 12/13/2007 (2G)  
 Assists:..... 4 (1X)10/30/2001 11/10/2001 (4A)  
 Pts:..... 4 (1X)10/30/2001 11/10/2001 (1G-4A)

### CUPS: TB (2004)

## 2007-08 HIGHLIGHTS

Recorded his first career three-point game with a goal and two assists and was a plus-3 1/18 at PIT ... Logged a season high of 10:46 1/12 at FLA ... Recorded his fourth career two-game goal streak with the last one coming 11/21-11/23/02 from 12/11-12/13 (has never had a three-game goal streak) ... Scored his second goal of the season to give the Lightning the lead in the second period 12/11 at MTL ... Scored his first goal of the season on four shots and landed three hits 10/13 at FLA.

## CAREER HIGHLIGHTS

**2006-07:** Played in 51 games with the Lightning, recording a goal, 3 points and 116 PIM ... Played his 400th career game 3/20 vs. NYI ... Landed 3 hits and blocked a shot logging a season-high 14:25 of ice time 3/7 at EDM ... Scored his 1st goal of the year, the game-tying goal, 2/22 at ATL ... Recorded a season-high 25 PIM 2/9 at NYR ... Recorded his 1st point of the season with an assist 1/2 at MTL ... Landed 3 hits 12/7 vs. ATL ... Claimed off re-entry waivers from Pittsburgh 12/3 ... Played in 5 games with PIT before being claimed ... **PLAYOFFS:** Played in all 6 playoff games during the ECQF vs. NJ ... Landed 2 hits and recorded his 1st shot on goal in Game 3 ... Logged 4:39 of ice time and landed 1 hit in Game 1 ... **2005-06:** Played in 42 games with Pittsburgh after signing as a free agent ... Recorded 2 goals and 1 assist during his first season with the Penguins ... He ranked 3rd on the team with 116 PIM ... Registered an even rating or better in 37 of 42 games ... Played a season high 10:29 3/31 at NYI ... Scored his 2nd goal of the season and recorded a fight 3/18 at MTL ... Scored his 1st goal of the season 3/1 vs. OTT ... **2004-05:** Did not play ... **2003-04:** Won the Stanley Cup with Tampa Bay ... Appeared in 33 games, scoring 1 goal and adding 1 assist ... Recorded his 1st assist of the season 3/6 at FLA ... Played in his 300th NHL game 3/1 at COL ... Scored his first goal of the season 12/23 at BOS ... Made his season debut 10/23 at CBJ ... **PLAYOFFS:** Played in 21 playoff games, setting a career high ... Scored his 1st career playoff goal, the GWG, in Game 1 of ECQF vs. NYI ... **2002-03:** Set career-highs in goals (10) and points (17) ... Led team in penalty minutes (119) ... Had 3 multi-point games ... Career-high is 2 points (set in all 6 career multi-point games) ... Scored GWG and set a career high with 7 shots on goal 3/24 at SJS, in game which clinched playoff spot ... Recorded 1st career multi-goal game and his 2nd career GWG 1/24 at DAL with 2-0-2 and a +3 rating (1st GWG since 11/25/99 w/OTT vs. ATL) ... Saw season-high 15:58 of ice time 12/8 at CHI ... Posted a 3-game scoring streak from 11/1-11/5 (1-4-5) ... Suspended for first 6 games of the season for altercation on 4/1/02 vs. NYR ... **PLAYOFFS:** Appeared in 5 of 11 playoff games, recording his 1st career point (assist) and 2 PIM ... Averaged 12:30 of ice time ... Dressed for Game 2 vs. WSH on 4/12, returned to the lineup for Game 2 @ NJ on 4/26 ... Recorded an assist on Dave Andreychuk's GWG in Game 3 vs. NJ on 4/28 ... **2001-02:** Set a career high with 211 PIM and tied his career high with 9 assists ... His 16 points were the 2nd most in his career ... Finished 9th in the NHL in PIM ... Appeared in 9 games with TB, posting 1-1-2 ... Appeared in 56 games with OTT, recording 6-8-14 with 148 PIM ... Suspended 13 games for altercation in game 4/1 vs. NYR (final 7 games of 2001-02 and 1st 6 games of 2002-03) ... Notched 1st assist in a Lightning uniform with a helper on game's opening goal in 3-4 OTL vs. BOS (3/24) ... Recorded 1st point in a Lightning uniform with a goal in 3-3 tie vs. MTL (3/22) ... Made Lightning debut 3/17 vs. BUF ... Acquired from OTT on 3/15 ... Skated in 200th career game 1/22 at PHI ... Posted 1-1-2 vs. BUF 11/3 for only multi-point game of the season ... Recorded a 4-game scoring streak (1-4-5) from 10/30-11/10 ... Netted 1st goal of the season 10/3 at TOR ... **2000-01:** Appeared in 65 games, scoring 3-5-8 with 169 PIM ... Finished 15th in the NHL in PIM ... Recorded 1st career multi-point game with 0-2-2 vs. SJ (3/1/01) ... Suspended 2 games for off-ice confrontation during game 2/24/01 vs. VAN ... Netted goals in 3 consecutive games, a career-high, 1/2/-1/18/01 ... **PLAYOFFS:** Appeared in 2 games, recording 16 PIM. **1999-2000:** 1st full NHL season ... Set career-high with 73 games played (posting 4-3-7 with 145 PIM) ... Led team in PIM ... Suspended 3 games for an infraction during an altercation 2/12/00 vs. MTL ... Posted 1st career multi-point game with 1-1-2 vs. BOS (2/1/00) ... Netted 1st career NHL goal 10/9/99 vs. TOR (Curtis Joseph) ... Made OTT debut 10/2/99 vs. PHI ... **PLAYOFFS:** Appeared in 5 of 6 games during the Eastern Conference Quarterfinals vs. TOR ... Made NHL playoff debut 4/12/00 at TOR in Game 1 of the ECQF ... 1998-99: Spent entire season with Ft. Wayne of the IHL ... Led IHL with 395 PIM ... **1997-98:** Appeared in 63 games split between Providence (AHL) and Charlotte (ECHL) ... **1996-97:** Appeared in 60 games split between Boston (NHL) and Providence (AHL) ... Scored 0-2-2 with 12 PIM in 10 games with Boston ... Recorded 1st NHL point with an assist 12/4/96 vs. MTL ... **1995-96:** 1st professional season ... Appeared in 61 games split between Boston (NHL) and Providence (AHL) ... Made NHL debut 2/3/96 vs. BUF.

## JUNIOR HIGHLIGHTS

Played two seasons in the QMJHL, compiling 43-42-85 with 600 PIM in 119 games ... Added 5-6-11 with 128 PIM in 29 post-season games ... Set career-highs in 1994-95 with 33-21-54 in 54 games split between Chicoutimi and Drummondville.



**CORY SARICH**

**WE <sup>TH</sup> ARE <sub>IT</sub>  **C of RED****



# 6 CORY SARICH - D

**BORN:** Saskatoon, SK  
**DATE:** August 16, 1978  
**HEIGHT:** 6'4"  
**WEIGHT:** 203 lbs.  
**SHOOTS:** Right

**HOW ACQUIRED:** Signed as a free agent on July 1, 2007

## CAREER RECORD

| Season        | Club        | REGULAR SEASON |            |           |           |           | PLAYOFFS   |           |          |          |          |           |
|---------------|-------------|----------------|------------|-----------|-----------|-----------|------------|-----------|----------|----------|----------|-----------|
|               |             | Lea.           | GP         | G         | A         | PTS       | PIM        | GP        | G        | A        | PTS      | PIM       |
| 1994-95       | Sask        | WHL            | 6          | 0         | 0         | 0         | 4          | 3         | 0        | 1        | 1        | 0         |
| 1995-96       | Sask.       | WHL            | 59         | 5         | 18        | 23        | 54         | 3         | 0        | 0        | 0        | 4         |
| 1996-97       | Sask        | WHL            | 58         | 6         | 27        | 33        | 158        | -         | -        | -        | -        | -         |
|               | Canada      | WJC            | 7          | 0         | 0         | 0         | 6          | -         | -        | -        | -        | -         |
| 1997-98       | Sask        | WHL            | 33         | 5         | 24        | 29        | 90         | -         | -        | -        | -        | -         |
|               | Canada      | WJC            | 7          | 0         | 1         | 1         | 6          | -         | -        | -        | -        | -         |
|               | Seattle     | WHL            | 13         | 3         | 16        | 19        | 47         | -         | -        | -        | -        | -         |
| 1998-99       | Buffalo     | NHL            | 4          | 0         | 0         | 0         | 0          | -         | -        | -        | -        | -         |
|               | Rochester   | AHL            | 77         | 3         | 26        | 29        | 82         | 20        | 2        | 4        | 6        | 14        |
| 1999-00       | Buffalo     | NHL            | 42         | 0         | 4         | 4         | 35         | -         | -        | -        | -        | -         |
|               | Tampa Bay   | NHL            | 17         | 0         | 2         | 2         | 42         | -         | -        | -        | -        | -         |
|               | Rochester   | AHL            | 15         | 0         | 6         | 6         | 44         | -         | -        | -        | -        | -         |
| 2000-01       | Tampa Bay   | NHL            | 73         | 1         | 8         | 9         | 106        | -         | -        | -        | -        | -         |
|               | Detroit     | IHL            | 3          | 0         | 2         | 2         | 2          | -         | -        | -        | -        | -         |
| 2001-02       | Tampa Bay   | NHL            | 72         | 0         | 11        | 11        | 105        | -         | -        | -        | -        | -         |
|               | Springfield | AHL            | 2          | 0         | 0         | 0         | 0          | -         | -        | -        | -        | -         |
| 2002-03       | Tampa Bay   | NHL            | 82         | 5         | 9         | 14        | 63         | 11        | 0        | 2        | 2        | 6         |
| 2003-04       | Tampa Bay   | NHL            | 82         | 3         | 16        | 19        | 89         | 23        | 0        | 2        | 2        | 25        |
| 2005-06       | Tampa Bay   | NHL            | 82         | 1         | 14        | 15        | 79         | 5         | 0        | 1        | 1        | 4         |
| 2006-07       | Tampa Bay   | NHL            | 82         | 0         | 15        | 15        | 70         | 6         | 0        | 0        | 0        | 2         |
| 2007-08       | Calgary     | NHL            | 80         | 2         | 5         | 7         | 135        | 7         | 0        | 1        | 1        | 4         |
| <b>TOTALS</b> |             | <b>NHL</b>     | <b>616</b> | <b>12</b> | <b>84</b> | <b>96</b> | <b>724</b> | <b>52</b> | <b>0</b> | <b>6</b> | <b>6</b> | <b>41</b> |
|               |             | <b>Flames</b>  | <b>80</b>  | <b>2</b>  | <b>5</b>  | <b>7</b>  | <b>135</b> | <b>7</b>  | <b>0</b> | <b>1</b> | <b>1</b> | <b>4</b>  |
|               |             | <b>AHL</b>     | <b>94</b>  | <b>3</b>  | <b>32</b> | <b>35</b> | <b>126</b> | <b>20</b> | <b>2</b> | <b>4</b> | <b>6</b> | <b>14</b> |

## SARICH VS. NHL

| TEAM               | Regular Season |           |           |           |            | Playoffs  |          |          |          |           |
|--------------------|----------------|-----------|-----------|-----------|------------|-----------|----------|----------|----------|-----------|
|                    | GP             | G         | A         | PTS       | PIM        | GP        | G        | A        | PTS      | PIM       |
| Anaheim            | 11             | 0         | 0         | 0         | 10         | 0         | 0        | 0        | 0        | 0         |
| Atlanta            | 40             | 0         | 5         | 5         | 32         | 0         | 0        | 0        | 0        | 0         |
| Boston             | 28             | 0         | 2         | 2         | 21         | 0         | 0        | 0        | 0        | 0         |
| Buffalo            | 24             | 0         | 4         | 4         | 43         | 0         | 0        | 0        | 0        | 0         |
| Carolina           | 36             | 1         | 7         | 8         | 30         | 0         | 0        | 0        | 0        | 0         |
| Calgary            | 5              | 0         | 0         | 0         | 27         | 7         | 0        | 0        | 0        | 14        |
| Chicago            | 14             | 2         | 2         | 4         | 12         | 0         | 0        | 0        | 0        | 0         |
| Columbus           | 10             | 0         | 1         | 1         | 18         | 0         | 0        | 0        | 0        | 0         |
| Colorado           | 15             | 0         | 4         | 4         | 8          | 0         | 0        | 0        | 0        | 0         |
| Dallas             | 13             | 0         | 2         | 2         | 14         | 0         | 0        | 0        | 0        | 0         |
| Detroit            | 11             | 0         | 2         | 2         | 8          | 0         | 0        | 0        | 0        | 0         |
| Edmonton           | 15             | 0         | 1         | 1         | 20         | 0         | 0        | 0        | 0        | 0         |
| Florida            | 42             | 2         | 7         | 9         | 66         | 0         | 0        | 0        | 0        | 0         |
| Los Angeles        | 14             | 1         | 0         | 1         | 36         | 0         | 0        | 0        | 0        | 0         |
| Minnesota          | 15             | 0         | 0         | 0         | 25         | 0         | 0        | 0        | 0        | 0         |
| Montreal           | 28             | 1         | 5         | 6         | 24         | 4         | 0        | 1        | 1        | 7         |
| New Jersey         | 29             | 1         | 3         | 4         | 48         | 11        | 0        | 0        | 0        | 4         |
| NY Islanders       | 27             | 1         | 4         | 5         | 20         | 5         | 0        | 1        | 1        | 0         |
| NY Rangers         | 27             | 2         | 6         | 8         | 24         | 0         | 0        | 0        | 0        | 0         |
| Nashville          | 11             | 0         | 0         | 0         | 14         | 0         | 0        | 0        | 0        | 0         |
| Ottawa             | 28             | 0         | 3         | 3         | 29         | 5         | 0        | 1        | 1        | 4         |
| Philadelphia       | 26             | 0         | 3         | 3         | 29         | 7         | 0        | 0        | 0        | 4         |
| Phoenix            | 10             | 0         | 1         | 1         | 4          | 0         | 0        | 0        | 0        | 0         |
| Pittsburgh         | 26             | 0         | 5         | 5         | 28         | 0         | 0        | 0        | 0        | 0         |
| San Jose           | 12             | 0         | 2         | 2         | 11         | 7         | 0        | 1        | 1        | 4         |
| St. Louis          | 13             | 0         | 1         | 1         | 4          | 0         | 0        | 0        | 0        | 0         |
| Tampa Bay          | 4              | 0         | 1         | 1         | 2          | 0         | 0        | 0        | 0        | 0         |
| Toronto            | 28             | 0         | 2         | 2         | 41         | 0         | 0        | 0        | 0        | 0         |
| Vancouver          | 14             | 1         | 1         | 2         | 34         | 0         | 0        | 0        | 0        | 0         |
| Washington         | 40             | 0         | 10        | 10        | 42         | 6         | 0        | 2        | 2        | 4         |
| <b>NHL Totals:</b> | <b>616</b>     | <b>12</b> | <b>84</b> | <b>96</b> | <b>724</b> | <b>52</b> | <b>0</b> | <b>6</b> | <b>6</b> | <b>41</b> |

## NHL HIGHLIGHTS

### FIRSTS:

**First GP:** .....02/09/1999 at OTT  
**First Asst:** ..... 11/19/1999 at ATL  
**First Goal:** .....11/24/2000 vs FLA

### MOSTS: MOST RECENTLY

**Goals:** ..... 1 (12X) 12/09/2007 at CHI  
**Assists:** ..... 2 (5X) 11/24/2007 at COL  
**Points:** ..... 2 (7X) 11/24/2007 at COL (0G-2A)  
**SOG:** ..... 6 (2X) 04/01/2006 at FLA  
**PIM:** ..... 19 (3X) 03/02/2002 vs FLA  
**+/-:** ..... 3 (5X) 03/31/2007 vs WAS

### LONGEST PERSONAL STREAKS:

**Goals:** ..... 1 (12X) 12/09/2007 12/09/2007 (1G)  
**Assists:** ..... 2 (10X) 03/25/2006 03/27/2006 (2A)  
**Pts:** ..... 3 (1X) 11/17/2002 11/21/2002 (1G-2A)

### CUPS: TB (2004)

## 2007-08 HIGHLIGHTS

Finished 3rd on the team in PIMS (135) and 3rd amongst Flames defencemen in games played (80) ... finished 17th amongst NHL defencemen in hits (157) ... scored his first goal as a Flame on Oct.6 VAN 4 @ CGY 3 (OT), and was named as the games 3rd star ... played in his 400th consecutive games on Nov.1 DET 4 @ CGY 1, which was the second longest current streak in the NHL ... had his first multi-point game as a Flame with two assists and tied a team high in +/- (-+2), hits (3), and blocked shots (2) on Nov.24 CGY 5 @ COL 2, and was named as the games 1st star ... had his first multi-fight game with the Flames (vs. Stortini and Glencross) on Feb.4 CGY 0 @ EDM 5 ... played in his 600th career game on Feb.26 COL 3 @ CGY 2 OT ... ended the NHL's longest current ironman streak at 453 games on Mar.1 CGY 3 @ PHX 1 ... **PLAYOFFS:** played in all seven playoff games registering one assist, four penalty minutes, and averaging 19:34 minutes of ice time ... led the Flames in hits (4) including a huge hit on Sharks captain Patrick Marleau which team-mates credit him with turning the game around from a 3-0 deficit to a 4-3 Flames win on Apr.13 SJ 3 @ CGY 4

## CAREER HIGHLIGHTS

**2006-07:** played in all 82 games for TB ... registered 15 assists, and 70 PIMS, while averaging 18:06 in ice time ... had a season high 2 assists on Mar.31 vs. WSH ... had a season high 23:30 of ice time on Dec.30 vs. MTL and again on Mar.31 vs. WSH ... had a season +3 rating on Mar.22 vs. NJ and again on Mar.31 vs. WSH ... had a season high 3 shots on goal on Nov.16 vs. CAR and again on Mar.30 at CAR ... **PLAYOFFS:** played in all six games vs. NJ, registering 2 PIMS ... was a plus-1 and landed two hits in Game 1 ... had a plus-2 rating, landed two hits and logged 18:32 of ice time in Game 3 ... landed three hits in Game 5 **2005-06:** Played in his 300th consecutive game to extend his franchise record games played streak ... Set a personal high with 6 shots on goal 4/1 @ FLA ... Logged a season high of 28:15 in ice time 3/30 vs. ATL ... Tied his career best with an assist in his 2nd consecutive game and blocked 4 shots 3/27 @ CAR ... Scored his 1st goal of the season and added an assist 3/25 vs. NYR ... Dished out his 10th assist of the season for a point in his 2nd consecutive game 1/31 vs. TOR ... Recorded an assist in his 2nd consecutive game 12/17 vs. DET ... Dished out his 4th assist of the season and had 2 hits 10/15 at PIT ... Added an assist to tie Cory Cross for 33rd on the all-time Lightning assists list (58) ... Dished out the primary assist, his 2nd of the season, and set the Lightning record for most consecutive games played with 227, surpassing Rob Zamuner (226) 10/8 vs. FLA ... Recorded his first point of the season with an assist and logged 19:28 of ice time 10/5 vs. CAR ... **PLAYOFFS:** Tied for 8th on the Lightning in points with 1 ... Tied for 3rd on the team among defencemen with a minus-1 rating ... Recorded his first point of the playoffs with an assist and had 2 shots on goal in Game 5 of the ECQF vs. OTT ... Recorded a plus-1 rating in 2 of the 5 games in the series ... Landed a total of 11 hits in the series ... Led the team in hits with five in Game 3 ... Had an even rating or better in Games 1 and 2 ... **2003-04:** Set new career highs in assists, points, plus/minus, shorthanded goals, and shots while appearing in all 82 games for the 2nd consecutive season ... Led Lightning defencemen in penalty minutes with 89 ... Recorded 2 multi-point games, doubling his total prior to 2003-04 ... Was 1 of 2 Lightning defencemen to score a shorthanded goal ... Surpassed Brad Richards for the 2nd longest games played streak in franchise history when he played his 209th consecutive game 3/5 vs. NJ ... He finished the season with an active streak of 224 games ... Scored his 1st career short handed goal 3/3 vs. CHI setting a new career best for points in a season with his 15th and 16th of the year ... Recorded his 12th assist of the year setting a new career best for assists in a season 2/28 vs. WSH ... Tied Rob Zamuner for 10th all-time in Lightning penalty minutes with 323 2/26 vs. TOR ... Scored his 1st goal of the season, the 4th game winning goal of his career, 12/7 @ NYR ... Named NHL Co-Defensive Player of the Week for the period ending 11/23/03 ... Played 62:17 without being on the ice for a goal-against, and 152:30 in the previous eight games, allowing only 1 goal ... Had his 3rd multi-point game of his career (last 4/1/02 vs. NYR) 11/1 vs. CAR ... **PLAYOFFS:** Appeared in all 23 games in Tampa's Stanley Cup Championship run, setting career bests in games played, penalty minutes, and shots ... Recorded 12 penalty minutes for a personal post-season high in Game 3 @ CGY 5/29 ... Logged more than 30 minutes of ice time (30:09) in Game 6 @ PHI 5/20 ... Recorded his 2nd point of the playoffs in Game 2 4/25 vs. MTL ... Recorded his 3rd career playoff point, his 1st of the post-season with an assist in Game 3 vs. New York ... **2002-03:** 1 of 3 Lightning players to appear in all 82 games ... Set career-highs in points (14), goals (5), and games played ... Registered 1st point of the season with an assist on Martin St. Louis's SHG 10/18 vs. ATL ... Scored 1st goal of the season with OT goal 11/17 at CAR (1st career OT goal), snapping a streak of 150 games without a goal ... Saw season-high 25:14 of ice time in 1-0 W vs. DET (1/7) ... **PLAYOFFS:** Made his playoff debut, appearing in all 11 games and recording 2 assists and 6 PIM ... Was plus-2, tied with Fredrik Modin for 2nd best on team ... Recorded 1st career playoff point with assist on Lightning's 1st goal of 2003 Playoffs in Game 2 vs. WSH on 4/12 ... Tied team record with 5 shots in OT in Game 5 @ NJ on 5/2 ... **2001-02:** 3rd on team with 112 hits ... Set career-highs in assists (11) ... Scored 6 points in the season's final 8 games ... Returned from injury 10/20 vs. NYR with 1st career multi-point game (0-2-2), including an assist on the GWG ... Assessed career-high 19 PIM 10/25 vs. LA ... Assigned to Springfield (AHL) on 11/20 for conditioning assignment and returned to team 11/25 ... Saw majority of his ice time as a forward 1/15 at NJ and 1/19 vs. MTL ... Recorded 2nd career multi-point game with 0-2-2 vs. NYR (4/1) ... Assisted on team's 2nd goal in 3-2 OT win at FLA (4/14) ... Saw season-high 25:20 of ice time in FLA game ... **2000-01:** Appeared 73 games, scoring 1-8-9 ... 3rd on team with 136 hits and 83 blocked shots ... Registered 1st point of the season with an assist vs. ATL (10/15/00) ... Assigned to Detroit (IHL) on 10/26/00 and recalled on 11/4/00 ... Recorded team-high 7 hits in a season-high 24:15 of ice time at DAL (11/20/00) ... Scored 1st career goal 11/24/00 vs. FLA ... FLA goal was the game-winner ... Assigned to Detroit (IHL) on 2/13/01 and recalled on 2/15/01 ... Recorded points in back-to-back games for 2nd time in career with 0-2-2 from 3/30-4/1/01 ... Assisted on GWG at FLA (3/30/01) ... Appeared in 3 games with Detroit scoring 0-2-2 ... **1999-00:** Recorded career-0-6-6 in 59 games with TB and BUF ... Registered 1st NHL point, an assist, 11/19/99 at ATL ... Made his Lightning debut 3/10/00 vs. FLA ... Recorded his 1st Lightning point, an assist, 3/12/00 vs. CHI ... **1998-99:** Spent major part of season with Rochester (AHL) ... Appeared in 4 games with BUF ... Made NHL debut 2/9/99 for BUF in 1-1 tie at OTT ... Selected to Bauer AHL All-Rookie Team ... Played with Canadian All-Stars in AHL All-Star Game (1/25/99) ... Played in 1st professional game 10/10/98 with Rochester (IHL) at Adirondack ... Registered 1st professional point (assist) vs. Cincinnati (10/17/98).

## INTERNATIONAL HIGHLIGHTS

**1998:** Appeared in his 2nd consecutive World Junior tournament, recording 0-1-1 and 6 penalty minutes in 7 games ... Served as an Assistant Captain teammates included Alex Tanguay ... **1997:** Appeared in 7 games for Canada in the World Junior Championships, recording 6 PIM for the Gold Medal winners.

## JUNIOR HIGHLIGHTS

Played parts of four seasons with Saskatoon and part of one season with Seattle of the Western Hockey League from 1994-95 to 1997-98 ... **1997-98:** Split the season between Saskatoon and Seattle of the WHL, appearing in 33 games with Saskatoon and 13 with Seattle ... Recorded career highs with 8 goals, 40 assists and 48 points in 46 games ... Named to the WHL West Second All-Star Team ... **1996-97:** Led Saskatoon defencemen in scoring with 6 goals and 27 assists ... 4th on team in penalty minutes with 158 ... **1995-96:** Played in 59 games, registering 5-18-23 ... Appeared in 3 playoff games, recording 4 penalty minutes ... **1994-95:** Joined Saskatoon for final 6 games of the regular season, and appeared in 3 playoff games, recording an assist.





# JIM VANDERMEER

WE <sup>W</sup> ARE <sub>F</sub> 



# 4 JIM VANDERMEER - D

**BORN:** Caroline, AB  
**DATE:** February 21, 1980  
**HEIGHT:** 6'1"  
**WEIGHT:** 211 lbs.  
**SHOOTS:** Right

**HOW ACQUIRED:** Traded from Philadelphia on February 20, 2008 in exchange for a 3rd round draft pick (2009)

## CAREER RECORD

| Season        | Club         | REGULAR SEASON |            |           |           |           |            | PLAYOFFS  |          |          |          |           |
|---------------|--------------|----------------|------------|-----------|-----------|-----------|------------|-----------|----------|----------|----------|-----------|
|               |              | Lea.           | GP         | G         | A         | PTS       | PIM        | GP        | G        | A        | PTS      | PIM       |
| 1997-98       | Red Deer     | WHL            | 35         | 0         | 3         | 3         | 55         | 2         | 0        | 0        | 0        | 0         |
| 1998-99       | Red Deer     | WHL            | 70         | 5         | 23        | 28        | 258        | 9         | 0        | 1        | 1        | 24        |
| 1999-00       | Red Deer     | WHL            | 71         | 8         | 30        | 38        | 221        | 4         | 0        | 1        | 1        | 16        |
| 2000-01       | Red Deer     | WHL            | 72         | 21        | 44        | 65        | 180        | 22        | 3        | 13       | 16       | 43        |
| 2001-02       | Philadelphia | AHL            | 74         | 1         | 13        | 14        | 88         | 5         | 0        | 2        | 2        | 14        |
| 2002-03       | Philadelphia | AHL            | 48         | 4         | 8         | 12        | 122        | -         | -        | -        | -        | -         |
|               | Philadelphia | NHL            | 24         | 2         | 1         | 3         | 27         | 8         | 0        | 1        | 1        | 9         |
| 2003-04       | Philadelphia | NHL            | 23         | 3         | 2         | 5         | 25         | -         | -        | -        | -        | -         |
|               | Philadelphia | AHL            | 26         | 1         | 6         | 7         | 120        | -         | -        | -        | -        | -         |
|               | Chicago      | NHL            | 23         | 2         | 10        | 12        | 58         | -         | -        | -        | -        | -         |
| 2004-05       | Norfolk      | AHL            | 52         | 3         | 10        | 13        | 164        | -         | -        | -        | -        | -         |
| 2005-06       | Chicago      | NHL            | 76         | 6         | 18        | 24        | 116        | -         | -        | -        | -        | -         |
| 2006-07       | Chicago      | NHL            | 46         | 1         | 6         | 7         | 53         | -         | -        | -        | -        | -         |
| 2007-08       | Chicago      | NHL            | 26         | 2         | 7         | 9         | 44         | -         | -        | -        | -        | -         |
|               | Philadelphia | NHL            | 28         | 1         | 5         | 6         | 27         | -         | -        | -        | -        | -         |
|               | Calgary      | NHL            | 21         | 0         | 2         | 2         | 39         | 7         | 0        | 0        | 0        | 4         |
| <b>TOTALS</b> |              | <b>NHL</b>     | <b>267</b> | <b>17</b> | <b>51</b> | <b>68</b> | <b>389</b> | <b>15</b> | <b>0</b> | <b>1</b> | <b>1</b> | <b>13</b> |
|               |              | <b>AHL</b>     | <b>200</b> | <b>9</b>  | <b>37</b> | <b>46</b> | <b>494</b> | <b>5</b>  | <b>0</b> | <b>2</b> | <b>2</b> | <b>14</b> |

## VANDERMEER VS. NHL

| TEAM               | Regular Season |           |           |           |            | Playoffs  |          |          |          |           |
|--------------------|----------------|-----------|-----------|-----------|------------|-----------|----------|----------|----------|-----------|
|                    | GP             | G         | A         | PTS       | PIM        | GP        | G        | A        | PTS      | PIM       |
| Anaheim            | 12             | 0         | 1         | 1         | 13         | 0         | 0        | 0        | 0        | 0         |
| Atlanta            | 7              | 0         | 0         | 0         | 7          | 0         | 0        | 0        | 0        | 0         |
| Boston             | 5              | 0         | 0         | 0         | 10         | 0         | 0        | 0        | 0        | 0         |
| Buffalo            | 6              | 0         | 0         | 0         | 2          | 0         | 0        | 0        | 0        | 0         |
| Carolina           | 5              | 0         | 2         | 2         | 2          | 0         | 0        | 0        | 0        | 0         |
| Calgary            | 6              | 1         | 1         | 2         | 10         | 0         | 0        | 0        | 0        | 0         |
| Chicago            | 3              | 0         | 0         | 0         | 7          | 0         | 0        | 0        | 0        | 0         |
| Columbus           | 21             | 1         | 6         | 7         | 30         | 0         | 0        | 0        | 0        | 0         |
| Colorado           | 10             | 1         | 2         | 3         | 9          | 0         | 0        | 0        | 0        | 0         |
| Dallas             | 8              | 0         | 3         | 3         | 21         | 0         | 0        | 0        | 0        | 0         |
| Detroit            | 13             | 0         | 2         | 2         | 8          | 0         | 0        | 0        | 0        | 0         |
| Edmonton           | 9              | 1         | 4         | 5         | 13         | 0         | 0        | 0        | 0        | 0         |
| Florida            | 7              | 1         | 4         | 5         | 6          | 0         | 0        | 0        | 0        | 0         |
| Los Angeles        | 7              | 0         | 0         | 0         | 20         | 0         | 0        | 0        | 0        | 0         |
| Minnesota          | 15             | 0         | 1         | 1         | 35         | 0         | 0        | 0        | 0        | 0         |
| Montreal           | 6              | 1         | 0         | 1         | 0          | 0         | 0        | 0        | 0        | 0         |
| New Jersey         | 6              | 0         | 0         | 0         | 11         | 0         | 0        | 0        | 0        | 0         |
| NY Islanders       | 10             | 3         | 1         | 4         | 4          | 0         | 0        | 0        | 0        | 0         |
| NY Rangers         | 7              | 0         | 0         | 0         | 6          | 0         | 0        | 0        | 0        | 0         |
| Nashville          | 21             | 1         | 4         | 5         | 37         | 0         | 0        | 0        | 0        | 0         |
| Ottawa             | 4              | 0         | 0         | 0         | 7          | 6         | 0        | 0        | 0        | 9         |
| Philadelphia       | 3              | 0         | 0         | 0         | 2          | 0         | 0        | 0        | 0        | 0         |
| Phoenix            | 13             | 1         | 5         | 6         | 7          | 0         | 0        | 0        | 0        | 0         |
| Pittsburgh         | 5              | 1         | 1         | 2         | 4          | 0         | 0        | 0        | 0        | 0         |
| San Jose           | 6              | 1         | 1         | 2         | 12         | 7         | 0        | 0        | 0        | 4         |
| St. Louis          | 23             | 3         | 6         | 9         | 32         | 0         | 0        | 0        | 0        | 0         |
| Tampa Bay          | 7              | 0         | 1         | 1         | 7          | 0         | 0        | 0        | 0        | 0         |
| Toronto            | 5              | 0         | 2         | 2         | 19         | 2         | 0        | 1        | 1        | 0         |
| Vancouver          | 11             | 1         | 3         | 4         | 41         | 0         | 0        | 0        | 0        | 0         |
| Washington         | 6              | 0         | 1         | 1         | 7          | 0         | 0        | 0        | 0        | 0         |
| <b>NHL Totals:</b> | <b>267</b>     | <b>17</b> | <b>51</b> | <b>68</b> | <b>389</b> | <b>15</b> | <b>0</b> | <b>1</b> | <b>1</b> | <b>13</b> |

## NHL HIGHLIGHTS

### FIRSTS:

First GP:..... 01/03/2003 at ANA  
 First Goal:..... 01/16/2003 vs MTL  
 First Asst: ..... 02/04/2003 at NYI

### MOSTS: MOST RECENTLY

Goals:..... 2 (2X) 11/10/2005 at STL  
 Assists: ..... 2 (4X) 01/16/2008 vs FLA  
 Points:..... 2 (9X) 01/16/2008 vs FLA (OG-2A)  
 SOG:..... 6 (1X) 11/24/2007 at EDM  
 PIM:..... 15 (3X) 11/14/2007 at CBJ  
 +/-:..... 4 (1X) 04/06/2003 at FLA

### LONGEST PERSONAL STREAKS:

Goals:..... 1 (15X) 01/24/2008 01/24/2008 (1G)  
 Assists: ..... 3 (1X)03/15/2006 03/19/2006 (3A)  
 Pts: ..... 4 (1X)03/17/2004 03/23/2004 (2G-2A)

### CUPS: NONE

## 2007-08 HIGHLIGHTS

Recorded two goals and seven assists for nine points and 44 penalty minutes in 26 games for the Blackhawks ... Game at Buffalo on Dec. 21 was his first game as a Flyer this season ... His assist at Toronto on Jan. 5 was his first point as a Flyer this season ... Played in his 200th career NHL game at Dallas on Oct. 31... Was second on PHI in penalty minutes at the time of the trade ... acquired by the Calgary Flames on Feb.20 ... played his first game as a Calgary Flame registering 19:34 of ice time, 3 take aways and 1 blocked shot ... had a team high in blocked shots (3) on Feb.26 COL 3 @ CGY 2 (OT) ... tied a team high in hits (5) on Mar.1 CGY 3 @ PHX 1... registered his first point as a Flame on Mar. 10 STL 3 @ CGY 7 ... **PLAYOFFS:** had a team high in blocked shots (3) on Apr.15 SJ 3 @ CGY 2

## CAREER HIGHLIGHTS

**2006-07:** : Appeared in 46 games, recording 7 points (1 goal, 6 assists) ... suffered a broken bone in his leg on Jan. 26 vs. Nashville and missed the rest of the season ... collected an assist and was plus-3 in the 4-1 win on Dec. 10 vs. Edmonton ... tallied an assist and was plus-1 vs. Detroit on Dec. 14 ... scored a goal on Jan. 16 vs. Columbus ... **2005-06:** Set new career-highs in NHL games played (76), goals (6), power play goals (2), assists (18), points (24) and penalty minutes (116) ... his two power play goals led all Blackhawk defencemen ... had five multi-point games to lead all Blackhawk defencemen ... missed two games due to a bruised ankle and two games due to a suspension ... scored two goals for the second time in his career, including the game-winner, in a 4-2 win at St. Louis on Nov. 10 ... was honored as a team leader by being given the "A" on his sweater for select games ... **2004-05:** Appeared in 52 games for Norfolk scoring 3 goals, 10 assists, 13 points, and 164 penalty minutes (4th on the team) ... led the Admirals with a plus-13 rating ... passed the 400 career AHL penalty minutes mark on Dec. 4 at Philadelphia ... skated in his 200th career AHL game at Albany on Feb. 21 ... missed 26 regular season games and 6 playoff games Feb. 23 - May 1 due to an injured hip ... underwent hip surgery to repair a torn labrum on March 11 ... **2003-04:** Began the season with the Philadelphia Flyers appearing in seven games before being assigned to the Phantoms in the AHL ... was recalled by the Flyers and recorded his first 2-goal game on Dec. 20 vs. the NY Islanders ... missed 6 games from Jan. 22 - Feb. 2 after separating his shoulder ... was acquired by the Blackhawks on Feb. 19 ... made his Blackhawk debut on Feb. 22 vs. St. Louis and picked up an assist on the winning goal ... scored his first Blackhawk goal and his first power-play goal on March 19 vs. Vancouver ... scored a shorthanded goal, the first of his career, and was plus-2 at Colorado on March 23 ... had a 4-game scoring streak (2 goals, 2 assists, 4 points) from March 17-23 ... was second on the team in scoring among defencemen with 17 points (5 goals, 12 assists) ... averaged 19:21 of ice time per game tying him for third with Steve McCarthy among defencemen ... **2002-03:** Split the season between Philadelphia's NHL and AHL clubs ... appeared in 24 games with the Flyers notching 2 goals and 1 assist for 3 points and 27 penalty minutes ... recorded 4 goals and 8 assists for 12 points and 122 penalty minutes in 48 games for the Phantoms ... won the Phantoms' Most Coachable Player Award for the second consecutive season ... made his NHL debut at Anaheim on Jan. 3 ... was named First Star of the Game vs. Montreal on Jan. 16 after scoring his first NHL goal ... recorded an assist on Recchi's game-winning goal at NY Islanders on Feb. 4, his first NHL assist ... scored a goal and was plus-4 at Florida on April 6 ... appeared in 8 post season contests with the Flyers recording an assist and 9 penalty minutes ... **2001-02:** Received the Philadelphia Phantoms' (AHL) Most Coachable Player Award ... recorded a goal and 13 assists for 14 points and 88 penalty minutes in 74 games for the Phantoms ...

## JUNIOR HIGHLIGHTS

Posted 134 points (41 goals, 93 assists) and 714 penalty minutes in 241 games over four seasons (1997-98 through 2000-01) for the Red Deer Rebels of the WHL ... Served as Red Deer's captain from 1999-2000 through 2000-01 ... **2000-01:** Named Canadian Major Junior Humanitarian Player of the Year ... was named to the WHL East First All-Star Team ... named WHL Humanitarian Player of the Year and captured the Red Deer Players' Player, Top Defenceman and Co-Community Relations Awards ... was a member of the Red Deer team that won the Memorial Cup and WHL Championship (regular season and playoffs) ... led the WHL in plus/minus with a plus-49 rating ... played in the WHL All-Star Game ... registered 28 goals and 37 assists for 65 points and 180 penalty minutes in 65 regular season games for Red Deer ... added 16 points (3 goals, 13 assists) and 43 penalty minutes in 22 playoff games for Red Deer ... **1999-00:** Led the Rebels in penalty minutes with 221 ... recorded 38 points (8 goals, 30 assists) and 221 penalty minutes in 71 games for Red Deer ... 1998-99: Led the Rebels in penalty minutes with 258 (4th in the WHL) ... registered 5 goals and 23 assists for 28 points and 258 penalty minutes in 70 games for Red Deer ... **1997-98:** Appeared in 35 games for Red Deer, posting 3 assists and 55 penalty minutes



**RHETT WARRENER**

**WE  
ARE**





# 44 RHETT WARRENER - D

**BORN:** Shaunavon, SK  
**DATE:** January 27, 1976  
**HEIGHT:** 6'1"  
**WEIGHT:** 199 lbs.  
**SHOOTS:** Right

**HOW ACQUIRED:** From the Buffalo Sabres along with Steve Reinprecht on July 3, 2003 in exchange for Steve Begin and Chris Drury

## CAREER RECORD

| Season        | Club          | REGULAR SEASON |            |           |           |            |            | PLAYOFFS   |          |          |           |           |
|---------------|---------------|----------------|------------|-----------|-----------|------------|------------|------------|----------|----------|-----------|-----------|
|               |               | Lea.           | GP         | G         | A         | PTS        | PIM        | GP         | G        | A        | PTS       | PIM       |
| 1991-92       | Sask. Blazers | SMHL           | 33         | 6         | 5         | 11         | 71         | -          | -        | -        | -         | -         |
|               | Saskatoon     | WHL            | 2          | 0         | 0         | 0          | 0          | -          | -        | -        | -         | -         |
| 1992-93       | Saskatoon     | WHL            | 68         | 2         | 17        | 19         | 100        | 9          | 0        | 0        | 0         | 14        |
| 1993-94       | Saskatoon     | WHL            | 61         | 7         | 19        | 26         | 131        | 16         | 0        | 5        | 5         | 33        |
| 1994-95       | Saskatoon     | WHL            | 66         | 13        | 26        | 39         | 137        | 10         | 0        | 3        | 3         | 6         |
| 1995-96       | Florida       | NHL            | 28         | 0         | 3         | 3          | 46         | 21         | 0        | 3        | 3         | 10        |
|               | Carolina      | AHL            | 9          | 0         | 0         | 0          | 4          | -          | -        | -        | -         | -         |
|               | Canada        | WJC            | 6          | 0         | 0         | 0          | 4          | -          | -        | -        | -         | -         |
| 1996-97       | Florida       | NHL            | 62         | 4         | 9         | 13         | 88         | 5          | 0        | 0        | 0         | 0         |
| 1997-98       | Florida       | NHL            | 79         | 0         | 4         | 4          | 99         | -          | -        | -        | -         | -         |
| 1998-99       | Florida       | NHL            | 48         | 0         | 7         | 7          | 64         | -          | -        | -        | -         | -         |
|               | Buffalo       | NHL            | 13         | 1         | 0         | 1          | 20         | 20         | 1        | 3        | 4         | 32        |
| 1999-00       | Buffalo       | NHL            | 61         | 0         | 3         | 3          | 89         | 5          | 0        | 0        | 0         | 2         |
| 2000-01       | Buffalo       | NHL            | 77         | 3         | 16        | 19         | 78         | 13         | 0        | 2        | 2         | 4         |
| 2001-02       | Buffalo       | NHL            | 65         | 5         | 5         | 10         | 113        | -          | -        | -        | -         | -         |
| 2002-03       | Buffalo       | NHL            | 50         | 0         | 9         | 9          | 63         | -          | -        | -        | -         | -         |
| 2003-04       | Calgary       | NHL            | 77         | 3         | 14        | 17         | 97         | 24         | 0        | 1        | 1         | 6         |
| 2005-06       | Calgary       | NHL            | 61         | 3         | 3         | 6          | 54         | 7          | 0        | 0        | 0         | 14        |
| 2006-07       | Calgary       | NHL            | 62         | 4         | 6         | 10         | 67         | 6          | 0        | 0        | 0         | 10        |
| 2007-08       | Calgary       | NHL            | 31         | 1         | 3         | 4          | 21         | -          | -        | -        | -         | -         |
| <b>TOTALS</b> |               | <b>NHL</b>     | <b>714</b> | <b>24</b> | <b>82</b> | <b>106</b> | <b>899</b> | <b>101</b> | <b>1</b> | <b>9</b> | <b>10</b> | <b>78</b> |
|               |               | <b>FLAMES</b>  | <b>231</b> | <b>11</b> | <b>26</b> | <b>37</b>  | <b>239</b> | <b>24</b>  | <b>0</b> | <b>1</b> | <b>1</b>  | <b>6</b>  |
|               |               | <b>AHL</b>     | <b>9</b>   | <b>0</b>  | <b>0</b>  | <b>0</b>   | <b>4</b>   | <b>-</b>   | <b>-</b> | <b>-</b> | <b>-</b>  | <b>-</b>  |
|               |               | <b>WHL</b>     | <b>197</b> | <b>22</b> | <b>62</b> | <b>84</b>  | <b>368</b> | <b>35</b>  | <b>0</b> | <b>8</b> | <b>8</b>  | <b>53</b> |

## WARRENER VS. NHL

| TEAM               | Regular Season |           |           |            |            | Playoffs   |          |          |           |           |
|--------------------|----------------|-----------|-----------|------------|------------|------------|----------|----------|-----------|-----------|
|                    | GP             | G         | A         | PTS        | PIM        | GP         | G        | A        | PTS       | PIM       |
| Anaheim            | 17             | 0         | 2         | 2          | 12         | 7          | 0        | 0        | 0         | 14        |
| Atlanta            | 13             | 1         | 2         | 3          | 22         | 0          | 0        | 0        | 0         | 0         |
| Boston             | 31             | 3         | 6         | 9          | 54         | 11         | 1        | 0        | 1         | 10        |
| Buffalo            | 15             | 0         | 1         | 1          | 2          | 0          | 0        | 0        | 0         | 0         |
| Carolina           | 29             | 1         | 3         | 4          | 21         | 0          | 0        | 0        | 0         | 0         |
| Calgary            | 11             | 0         | 1         | 1          | 23         | 0          | 0        | 0        | 0         | 0         |
| Chicago            | 23             | 0         | 4         | 4          | 33         | 0          | 0        | 0        | 0         | 0         |
| Columbus           | 15             | 1         | 3         | 4          | 20         | 0          | 0        | 0        | 0         | 0         |
| Colorado           | 34             | 1         | 7         | 8          | 34         | 3          | 0        | 0        | 0         | 0         |
| Dallas             | 21             | 1         | 2         | 3          | 10         | 5          | 0        | 0        | 0         | 6         |
| Detroit            | 21             | 1         | 2         | 3          | 6          | 10         | 0        | 0        | 0         | 12        |
| Edmonton           | 29             | 2         | 0         | 2          | 33         | 0          | 0        | 0        | 0         | 0         |
| Florida            | 15             | 0         | 3         | 3          | 14         | 0          | 0        | 0        | 0         | 0         |
| Los Angeles        | 22             | 0         | 1         | 1          | 27         | 0          | 0        | 0        | 0         | 0         |
| Minnesota          | 20             | 1         | 2         | 3          | 25         | 0          | 0        | 0        | 0         | 0         |
| Montreal           | 29             | 1         | 3         | 4          | 30         | 0          | 0        | 0        | 0         | 0         |
| New Jersey         | 27             | 1         | 4         | 5          | 39         | 0          | 0        | 0        | 0         | 0         |
| NY Islanders       | 34             | 2         | 2         | 4          | 34         | 0          | 0        | 0        | 0         | 0         |
| NY Rangers         | 24             | 1         | 0         | 1          | 37         | 5          | 0        | 0        | 0         | 0         |
| Nashville          | 17             | 1         | 4         | 5          | 27         | 0          | 0        | 0        | 0         | 0         |
| Ottawa             | 29             | 1         | 4         | 5          | 52         | 4          | 0        | 1        | 1         | 4         |
| Philadelphia       | 27             | 0         | 3         | 3          | 55         | 17         | 0        | 2        | 2         | 6         |
| Phoenix            | 23             | 1         | 2         | 3          | 28         | 0          | 0        | 0        | 0         | 0         |
| Pittsburgh         | 28             | 0         | 6         | 6          | 61         | 14         | 0        | 3        | 3         | 6         |
| San Jose           | 24             | 1         | 1         | 2          | 18         | 6          | 0        | 1        | 1         | 0         |
| St. Louis          | 21             | 0         | 2         | 2          | 42         | 0          | 0        | 0        | 0         | 0         |
| Tampa Bay          | 29             | 0         | 5         | 5          | 33         | 7          | 0        | 0        | 0         | 2         |
| Toronto            | 25             | 2         | 2         | 4          | 49         | 5          | 0        | 2        | 2         | 16        |
| Vancouver          | 34             | 1         | 2         | 3          | 40         | 7          | 0        | 0        | 0         | 2         |
| Washington         | 27             | 0         | 3         | 3          | 18         | 0          | 0        | 0        | 0         | 0         |
| <b>NHL Totals:</b> | <b>714</b>     | <b>24</b> | <b>82</b> | <b>106</b> | <b>899</b> | <b>101</b> | <b>1</b> | <b>9</b> | <b>10</b> | <b>78</b> |

## NHL HIGHLIGHTS

### FIRSTS:

**First GP:**..... 10/07/1995 at NJ  
**First Asst:**.....01/08/1996 at SJ  
**First Goal:**..... 01/23/1997 at BOS

### MOSTS: MOST RECENTLY

**Goals:**..... 1 (24X) 03/01/2008 at PHX  
**Assists:**..... 3 (1X) 03/07/2004 at COL  
**Points:**..... 3 (1X) 03/07/2004 at COL (0G-3A)  
**SOG:**..... 6 (1X) 01/12/2001 at ANA  
**PIM:**..... 17 (7X) 03/20/2004 vs NSH  
**+/-:**..... 4 (1X) 03/07/2004 at COL

### LONGEST PERSONAL STREAKS:

**Goals:**..... 1 (24X) 03/01/2008 03/01/2008 (1G)  
**Assists:**..... 3 (1X)10/17/2000 10/21/2000 (3A)  
**Pts:**..... 3 (1X)10/17/2000 10/21/2000 (0G-3A)

### CUPS: NONE

## 2007-08 HIGHLIGHTS

Finished with 31 games registering one goal and three assists along with 21 penalty minutes ... registered his first multi-point game of the season with a pair of assists on Oct.13 CGY7 @ NSH 4 ... tied a team high in blocked shots (3) on Oct.18 LA 3 @ CGY 4 ... led all Flames in blocked shots (2) on Oct.22 SJ 4 @ CGY 1 ... missed four games (Nov.3-10) due to illness ... played in his 700th career NHL game and led the Flames in blocked shots (2) on Nov.20 COL 1 @ CGY 4 ... left the game with an ankle injury on Nov.24 CGY 5 @ COL 2 ... missed 19 games with an ankle injury, returned Jan.15 ... tied a team high in hits (3) on Jan.22 MIN 1 @ CGY 2 ... had a team high in hits (4) on Feb.19 CGY 4 @ PHX 1 ... injured foot on Mar.15 and missed the remainder of the season

## CAREER HIGHLIGHTS

**2006-07** : played in his 11th NHL season, and 3rd with the Flames ... Flames were 3-0-0-1 when scoring ... missed the first five games of the season with a knee injury ... played his first game of the season after returning from a knee injury on Oct.17 @ MTL (L 5-4) ... registered his first point of the season with an assist on Nov.1 @ DET (L 3-2) ... had 4 blocked shots on Nov.3 @ CLB (L/SO 5-4) ... had a team high 3 blocked shots on Nov.4 @ STL (W 3-2) ... scored his 1st goal of the season and registered his 1st multi-point game, and was tied for the team led with +2 on Nov.11 @ VAN (W 3-2) ... missed Nov.26 @ ANA with a lower body injury ... was named the games 3rd star on Dec.1 vs. CLB (W 2-1) ... led all Flames in blocked shots on Dec.5 vs. CAR (W 3-0) ... scored a short handed goal, tied for the team led with +1, and tied for the team led in hits with 3 on Dec.7 @ MIN (L/SO 3-2), was named the games 3rd star (for the 2nd consecutive game) ... led all Flames and had a season high 6 blocked shots on Dec.9 vs. VAN (W 5-3) ... scored his 3rd goal of the season, which was his 100th career NHL point on Feb.2 vs. CLB (W 6-2) ... scored the game winning goal in overtime on Mar.22 vs. NSH (W/OT 3-2) ... played his 200th game as a Flame on Apr.8 @ COL (L 3-6) ... won the Ralph T. Scurfield Humanitarian Award for the second straight year. **2005-06**: Played in his 10th NHL season and his 2nd with the Flames ... won the Flames' Scurfield Humanitarian Award ... played in 61 games scoring six points (3g, 3a) and 54 PIMs ... was 6th on the team in +/- (+7) ... posted two points while SH (1g, 1a) and four at even strength ... went +3 on Jan. 14 at MIN ... scored a goal while playing in his 600th NHL career game on Jan. 10 at NYR ... scored his 2nd career SH goal on Oct. 15 vs. EDM ... scored his first goal of the season and led the team in TOI (24:26) on Oct. 9 at DET ... averaged 19:11 of ice-time ... missed 20 games due to injury ... **PLAYOFFS**: played in all seven games vs. ANA posting 14 PIMs while averaging 19:56 of ice-time ... **2004-05** - did not play due to NHL work stoppage ... **2003-04** - played in his first season with the Flames posting 17 points (3g, 14a) in 77 games ... notched eight points (2g, 6a) at home and nine points (1g, 8a) on the road ... recorded two PP assists and three points (1g, 2a) while SH ... Flames were 1-2-0-0 when scoring ... posting three MP games (Flames were 3-0-0-0 during these games) ... set new career highs in points (3a), assists (3) and +/- (+4) on Mar. 7 at COL ... matched a career high with 17 PIMs on Mar. 20 vs. NSH ... scored a SH goal on Dec. 31 vs. COL ... scored the GW goal (his first goal with the Flames) on Dec. 23 vs. EDM ... recorded two assists on Dec. 7 vs. PIT ... played in his 500th NHL career game on Nov. 22 vs. CHI ... recorded two assists including one on the GW goal on Nov. 12 at CHI ... posted his first point/assist with the Flames on Oct. 21 at MIN ... played in his first game with the Flames on Oct. 9 at VAN ... averaged 19:52 of ice-time ... missed five games due to injury ... **PLAYOFFS**: played in 24 games posting one assist ... finished 4th on the team in average ice-time during the playoffs (24:06) ... played in his first playoff game with Calgary on Apr. 7 at VAN ... played in all six games in the Western Conference Championship vs. SJ ... went +1 in Game 2 on May 11 at SJ ... posted an assist in Game 1 vs. SJ on May 9 ... was +2 in Game 6 of the Stanley Cup Finals vs. TB on June 5 ... missed two games due to injury ... **2002-03** - appeared in his eighth NHL season posting nine assists with the Sabres ... was T-3rd on the Sabres with a +1 rating ... posted six assists at home and three assists on the road ... recorded one assist on the PP and one while SH ... posted two assists (one PP) in 5-2 BUF win vs. PHI on Mar. 18 ... notched a SH assist on Feb. 28 vs. DAL ... was one of only six Sabres to be a plus player with a +1 rating ... missed 30 games due to injury ... averaged 18:14 minutes of ice-time ... **2001-02** - set career highs in goals (5) and PIMs (113) ... suspended for two games by the league for third instigator penalty of season assessed at STL on Mar. 28 ... established new career high for goals in a season (5) scoring the GW goal on Mar. 1 vs. BOS (also added an assist matching a career high for points in a game with two) ... tied a career high with 17 PIMs at NJ on Feb. 10 ... scored his first career GT goal on Feb. 5 in a 2-2 tie at BOS ... scored first goal and was a +2 on Oct. 23 vs. SJ ... missed 15 games due to injury ... **2000-01** - won Tim Horton Memorial Award for performance far superior to public recognition ... led BUF defencemen in +/- rating for second consecutive season (+10) ... set career highs in assists (16) and points (19) ... two of three goals on season were GW goals ... scored the game's first goal and was a +3 in a 3-0 win vs. TOR on Mar. 20 ... scored first GW goal as a Sabre on Feb. 15 vs. ATL ... assisted the OT winner on Feb. 10 at OTT ... posted a three game assist streak from Oct. 20-25 ... **PLAYOFFS**: posted two assists in 13 playoff games ... **1999-00** - finished first among team defencemen with +18 ... assisted the game-winning goal on Dec. 23 vs. COL ... missed first two games of season due to injury suffered in 1999 Stanley Cup Finals ... **PLAYOFFS**: averaged 21:42 of ice-time in five playoff games ... **1998-99** - recorded his 300th career PIM at CHI on Mar. 31 ... acquired by BUF from FLA with a fifth round choice in 1999 Entry Draft for Mike Wilson on Mar. 23 ... posted two assists and was a season high +3 with FLA on Feb. 20 vs. PHX ... played in his 200th NHL career game on Feb. 11 at OTT ... **PLAYOFFS**: finished third in the NHL in +/- in the playoffs with a +12 rating ... scored first NHL career playoff goal on Mar. 12 vs. BOS ... missed Game Six of the Stanley Cup Finals due to injury suffered in a fight with Derian Hatcher of DAL after time had expired in Game Five ... **1997-98** - played in his 100th NHL career game at BOS on Oct. 25 ... recorded 11 major penalties finished sixth on the Panthers in PIM (99) ... **1996-97** - played in 62 games with Florida ... posted two assists at CHI on Dec. 20 for his first NHL career multiple point game ... scored his first NHL career goal and added an assist on Jan. 23 at BOS (Tallas) ... **PLAYOFFS**: played in five playoff games ... **1995-96** - made his NHL debut appearing in 28 games with Florida ... played in his first NHL career game on Oct. 7 at NJ ... recorded his first NHL career point/assist on Jan. 8 at SJ ... was one of three 19-year-old defencemen with Panthers (Ed Jovanovski & David Nemirovsky) ... **PLAYOFFS**: played in 21 of 22 playoff games with Panthers posting three assists ... played in first three games of the Stanley Cup Finals before missing Game Four with strained groin ... recorded an assist in three straight playoff games (May 14-20) ... also played in nine regular season games with Carolina Monarchs (AHL)

## INTERNATIONAL HIGHLIGHTS

**1996** - Won a Gold Medal at the 1996 World Junior Championships ... teammates on the Canadian team included tournament leading scorer Jarome Iginla

## JUNIOR HIGHLIGHTS

Played in 197 games with the Saskatoon Blades of the WHL posting 84 points (22g, 62a) and 368 penalty minutes ... **1994-95** - in his final season in the WHL posted junior career highs in goals (13), assists (26), points (39) and PIM (137) ... posted three assists in 10 playoff games with Saskatoon ... **1993-94** - recorded 26 points in 61 games in his second season in the WHL ... notched five assists in 16 playoff games ... **1992-93** - played in his rookie season in the WHL appearing in 68 games posting 19 points (2g, 17a) and 100 PIMs ... was named Saskatoon's rookie of the year ... **1991-92** - made his WHL debut playing in two games with the Blades

# FLAMES IN THE SYSTEM



## KYLE GREENTREE - LW

**BORN:** Victoria, BC  
**DATE:** November 15, 1983  
**HEIGHT:** 6'3"  
**WEIGHT:** 211 lbs.  
**SHOOTS:** Left

**HOW ACQUIRED:** Traded from Philadelphia in exchange for Tim Ramholt on June 30, 2008

### 2007-2008 HIGHLIGHTS

Was scoreless in two games with the Philadelphia Flyers ... recorded 24 goals and 24 assists for 48 points and 83 penalty minutes in 72 games for the Phantoms (AHL) ... led the Phantoms in goals (24) ... was 3rd on the team in points (48) ... T-3rd on the team in power play goals (10) ... was reassigned to the Phantoms on Feb. 16 ... did not play at Montreal on Feb. 16 ... was scoreless vs. Tampa Bay on Feb. 14 and at NY Islanders on Feb. 12, his first career NHL game ... was recalled from the Phantoms on Feb. 11 ... **PLAYOFFS:** Did not play the three games of the Eastern Conf. Final series vs. Pittsburgh ... was recalled from the Flyers' American Hockey League affiliate, the Philadelphia Phantoms, on May 12 ... recorded four points (1G,3A) in 12 Calder Cup Playoff games with the Phantoms

### CAREER HIGHLIGHTS

**2006-07:** Split season between the University at Alaska-Fairbanks (CCHA) and the Philadelphia Phantoms (AHL) ... scored two goals in eight regular season games for the Phantoms

### COLLEGE HIGHLIGHTS

**2006-07:** Named team MVP for the second consecutive season ... registered 21 goals and 21 assists for 42 points in 39 games for Alaska-Fairbanks ... **2005-06:** named team MVP ... played in 39 games notching eight goals, 19 assists for 27 points and 58 penalty minutes ... 2004-05: played in 37 games, scoring 12 goals and 20 assists for 32 points and 31 penalty minutes ... **Career:** Played three seasons for Alaska-Fairbanks (2004-05 through 2006-07), recording 41 goals and 60 assists for 101 points and 167 penalty minutes in 115 games which led the team in scoring all three seasons

### JUNIOR HIGHLIGHTS

**2003-04:** Finished his four year junior career with the Victoria Salsa (BCHL) recording 62 goals, 53 assists for 115 points in 59 games ... was the franchise's all-time leading scorer ... was the recipient of the Brett Hull Trophy as the BCHL scoring champion ... **PLAYOFFS:** played in all five playoff games registering four goals and five assists for nine points and 29 penalty minutes

### CAREER RECORD

| Season        | Club             | Lea.       | REGULAR SEASON |           |            |            |           | PLAYOFFS |          |          |           |          |
|---------------|------------------|------------|----------------|-----------|------------|------------|-----------|----------|----------|----------|-----------|----------|
|               |                  |            | GP             | G         | A          | PTS        | PIM       | GP       | G        | A        | PTS       | PIM      |
| 2003-04       | Victoria         | BCHL       | 59             | 62        | 53         | 115        | 170       | 5        | 4        | 5        | 9         | 29       |
| 2004-05       | Alaska Fairbanks | CCHA       | 37             | 12        | 20         | 32         | 31        | -        | -        | -        | -         | -        |
| 2005-06       | Alaska Fairbanks | CCHA       | 39             | 8         | 19         | 27         | 58        | -        | -        | -        | -         | -        |
| 2006-07       | Alaska Fairbanks | CCHA       | 39             | 21        | 21         | 42         | 78        | -        | -        | -        | -         | -        |
|               | Philadelphia     | AHL        | 8              | 2         | 0          | 2          | 2         | -        | -        | -        | -         | -        |
| 2007-08       | Philadelphia     | AHL        | 72             | 24        | 24         | 48         | 83        | 12       | 1        | 3        | 4         | 11       |
|               | Philadelphia     | NHL        | 2              | 0         | 0          | 0          | 0         | -        | -        | -        | -         | -        |
| <b>TOTALS</b> | <b>NHL</b>       | <b>2</b>   | <b>0</b>       | <b>0</b>  | <b>0</b>   | <b>0</b>   | <b>0</b>  | <b>-</b> | <b>-</b> | <b>-</b> | <b>-</b>  | <b>-</b> |
|               | <b>AHL</b>       | <b>80</b>  | <b>26</b>      | <b>24</b> | <b>50</b>  | <b>85</b>  | <b>12</b> | <b>1</b> | <b>3</b> | <b>4</b> | <b>11</b> |          |
|               | <b>CCHA</b>      | <b>115</b> | <b>41</b>      | <b>60</b> | <b>101</b> | <b>167</b> | <b>-</b>  | <b>-</b> | <b>-</b> | <b>-</b> | <b>-</b>  |          |

**WE ARE**



# FLAMES IN THE SYSTEM



## JAMIE LUNDMARK - C

**BORN:** Montreal, PQ  
**DATE:** January 16, 1981  
**HEIGHT:** 6'0"  
**WEIGHT:** 196 lbs.  
**SHOOTS:** Right

**HOW ACQUIRED:** Signed as a free agent on July 16, 2008

### 2007-2008 HIGHLIGHTS

Spent the first two months of the 2007-08 season in Russia playing 14 games for Moscow Dynamo before coming back to North America where he spent the remainder of the season with the Lake Erie Monsters (AHL) posting 33 points (13 goals, 20 assists) and 71 penalty minutes in 51 games... signed by the Calgary Flames for a second term on July 16

### CAREER HIGHLIGHTS

**2006-07:** Played for four teams during the season; CGY, PHX, NYR and San Antonio (AHL) ... recorded 28 points (9g, 19a) in the NHL including 10 points (4g, 6a) with CGY ... recorded 12 points (2g, 10a) on the PP ... posted three MP games including one with the Flames ... scored his 10th goal on Apr. 15 at LA ... scored his first goal with the Flames on Mar. 26 at DAL (Turco) ... posted three second period assists on Mar. 23 at STL (matching a career high for points/assists in a game) ... recorded his first point/assist with the Flames on Mar. 18 at NSH ... played in his first game with the Flames on Mar. 13 vs. COL ... acquired from PHX on Mar. 9 ... played three games with NYR scoring one goal and six PIMs before being traded to PHX on Oct. 18 for Jeff Taffe ... scored 18 points (5g, 13a) and 36 PIMs in 38 games PHX ... collected two assists and was +2 in 6-5 OT win vs. L.A. on Dec. 29 ... scored goals in back-to-back games, Dec. 20-22 ... registered career-high three points (3a) vs. CAR on Dec. 3 ... also played four games with San Antonio on a conditioning assignment posting three points (1g, 2a) ... **PLAYOFFS:** played in four games vs. ANA posting one assists while averaging 9:44 of ice-time ... posted a PP assist in GM3 at ANA on Apr. 25 ... **2004-05** - began the season with HC Forst Bolzano (Italy), registering 18 points (9g, 9a) in 14 games ... skated in 64 games with the Hartford Wolf Pack of the AHL, registering 41 points (14g, 27a), along with 146 PIMs ... ranked 5th on the Wolf Pack in assists and 6th in scoring ... named First Star for the second consecutive game on Apr. 9 vs. Providence, as he tallied a SH/GW goal and added an assist ... netted a hat trick, including a GW goal and SH goal and added an assist, tying the Wolf Pack season high for points in a game, on Mar. 2 vs. Manchester ... registered his first two-goal game of season in 3-1 victory vs. San Antonio on Feb. 23 ... contributed three assists in 6-5 win on Jan. 22 vs. Lowell ... scored GW goal in 3-2, shootout victory on Dec. 19 in Portland ... notched a goal in Wolf Pack season debut on Nov. 19 at Portland ... signed AHL contract with Wolf Pack on Nov. 16 ... led HC Bolzano in points and goals at the time of his leaving to join the Wolf Pack, and ranked 4th in Italy's Serie A in goals and T-5th in scoring ... **PLAYOFFS:** skated in six playoff contests for Hartford, registering two goals ... **2003-04** - appeared in 56 games with NYR posting 10 points (2g, 8a) ... skated in his 100th Rangers/NHL game on Mar. 12 at TB ... tallied a goal on Nov. 1 at MTL marking the first GW goal of his NHL career ... missed 23 games due to a knee injury ... **2002-03** - split the season between NYR and Hartford (AHL) ... scored 19 points (8g, 11a) and 22 PIMs in his rookie campaign with the NYR ... made his NHL debut on Oct. 9 at CAR ... registered his first NHL point/assist on Oct. 15 vs. TOR ... netted a pair of goals on Jan. 26 at WSH, marking his first career multi-goal game ... posted a career-high three-game point scoring streak from Jan. 8-11, registering three points (2g, 1a) over the span ... tallied his first NHL goal on Jan. 8 vs. CAR (Arturs Irbe) ... named the club's Rookie of the Year as selected by the Rangers Fan Club ... captured the 2002 Lars-Erik Sjoberg Award as the team's top rookie in training camp ... skated in 22 games with Hartford (AHL), registering nine 18 points (9g, 9a), along with 18 PIMs ... **PLAYOFFS:** played in two playoff games with Hartford ... **2001-02** - spent his first professional season with Hartford (AHL), registering 59 points (27g, 32a) in 79 games, along with 56 PIMs ... T-1st in the AHL among rookies with 32 assists and was 2nd among first-year players with 27 goals and 59 points ... Ranked 4th on the team with 27 goals and 59 points ... selected as the winner of club's Rookie of the Year Award as voted by the players ... named AHL Rookie of the Month for Feb., tallying 11 points (5g, 6a) and a plus-6 rating in 14 games ... recorded a six-game point scoring streak from Oct. 20-Nov. 9, tallying eight points (3g, 5a) over the span ... tallied his first professional goal in his pro debut on Oct. 6 at Albany ... **PLAYOFFS:** Skated in 10 post-season games, registering seven points (3g, 4a), along with 16 PIMs ... T-4th on the team with seven playoff points

### INTERNATIONAL HIGHLIGHTS

**2001:** captured a bronze medal with Team Canada at the World Junior Championships in Moscow leading the team with seven points ... **2000:** won a gold medal with Canada at the World Junior Championships in Sweden scoring five points ... **1998:** won a gold medal with Canada at the Under-18 World Tournament in Slovakia

### JUNIOR HIGHLIGHTS


Played in three seasons in the WHL with Moose Jaw and Seattle posting 216 points (96g, 120a) and 203 PIMs in 159 games ... **2000-01:** named to the WHL West First All-Star Team after posting 77 points in 52 games with Seattle ... ranked 2nd on the team in goals and PP goals (15), and T-2nd in points and GW goals (4) ... posted an 11-game point scoring streak from Oct. 27-Nov. 18, registering 18 points (10g, 8a) over the span ... added four goals and four assists for eight points in nine playoff games ... **1999-00:** appeared in 37 contests with Moose Jaw, collecting 21 goals and 27 assists ... notched an 11-game point scoring streak from Nov. 7-Dec. 5, collecting 20 points (eight goals, 12 assists) over the span ... **1998-99:** finished 2nd on Moose Jaw, 3rd among WHL rookies, and 11th in the league with 91 points (40 goals, 51 assists) in his first junior campaign ... skated in the 1999 WHL All-Star Game ... participated in the 1999 Top Prospects Game in Calgary, notching a goal for Team Cherry ... set records at the 1999 Top Prospects skill evaluation in the 60' sprint (2.541 seconds) and the 150' sprint (5.587 seconds) ... named to the WHL's Eastern Conference Second All-Star Team and the WHL All-Rookie Team ... captured team Rookie of the Year honors for Moose Jaw

### CAREER RECORD

| Season  | Club             | Lea.       | REGULAR SEASON |           |           |            |            | PLAYOFFS  |          |          |           |           |
|---------|------------------|------------|----------------|-----------|-----------|------------|------------|-----------|----------|----------|-----------|-----------|
|         |                  |            | GP             | G         | A         | PTS        | PIM        | GP        | G        | A        | PTS       | PIM       |
| 1998-97 | St. Albert       | AJHL       | 35             | 10        | 9         | 19         | 8          | -         | -        | -        | -         | -         |
| 1997-98 | St. Albert       | AJHL       | 57             | 33        | 58        | 91         | 171        | 19        | 13       | 18       | 31        | 5         |
| 1998-99 | Moose Jaw        | WHL        | 70             | 40        | 51        | 91         | 121        | 11        | 5        | 4        | 9         | 24        |
| 1999-00 | Moose Jaw        | WHL        | 37             | 21        | 27        | 48         | 33         | -         | -        | -        | -         | -         |
|         | Canada           | WJC        | 7              | 2         | 3         | 5          | 0          | -         | -        | -        | -         | -         |
| 2000-01 | Seattle          | WHL        | 52             | 35        | 42        | 77         | 49         | 9         | 4        | 4        | 8         | 16        |
|         | Canada           | WJC        | 7              | 4         | 3         | 7          | 6          | -         | -        | -        | -         | -         |
| 2001-02 | Hartford         | AHL        | 79             | 27        | 32        | 59         | 56         | 10        | 3        | 4        | 7         | 16        |
| 2002-03 | NY Rangers       | NHL        | 55             | 8         | 11        | 19         | 16         | -         | -        | -        | -         | -         |
|         | Hartford         | AHL        | 22             | 9         | 9         | 18         | 18         | 2         | 0        | 0        | 0         | 0         |
| 2003-04 | NY Rangers       | NHL        | 56             | 2         | 8         | 10         | 33         | -         | -        | -        | -         | -         |
| 2004-05 | HC Forst Bolzano | Italy      | 14             | 9         | 9         | 18         | 22         | -         | -        | -        | -         | -         |
|         | Hartford         | AHL        | 64             | 14        | 27        | 41         | 146        | 6         | 2        | 4        | 6         | 8         |
| 2005-06 | Phoenix          | NHL        | 41             | 6         | 13        | 19         | 42         | -         | -        | -        | -         | -         |
|         | New York Rangers | NHL        | 3              | 1         | 0         | 1          | 6          | -         | -        | -        | -         | -         |
|         | Calgary          | NHL        | 12             | 4         | 6         | 10         | 20         | 4         | 0        | 1        | 1         | 7         |
|         | San Antonio      | AHL        | 4              | 1         | 2         | 3          | 2          | -         | -        | -        | -         | -         |
| 2006-07 | Calgary          | NHL        | 39             | 0         | 4         | 4          | 31         | -         | -        | -        | -         | -         |
|         | Los Angeles      | NHL        | 29             | 7         | 2         | 9          | 25         | -         | -        | -        | -         | -         |
| 2007-08 | Lake Erie        | AHL        | 51             | 13        | 20        | 33         | 71         | -         | -        | -        | -         | -         |
|         | <b>TOTALS</b>    | <b>NHL</b> | <b>232</b>     | <b>27</b> | <b>44</b> | <b>71</b>  | <b>167</b> | <b>4</b>  | <b>0</b> | <b>1</b> | <b>1</b>  | <b>7</b>  |
|         |                  | <b>AHL</b> | <b>220</b>     | <b>64</b> | <b>90</b> | <b>154</b> | <b>293</b> | <b>18</b> | <b>5</b> | <b>8</b> | <b>13</b> | <b>24</b> |



# FLAMES IN THE SYSTEM



## BRANDON PRUST - RW

**BORN:** London, ON  
**DATE:** March 16, 1984  
**HEIGHT:** 6'0"  
**WEIGHT:** 190 lbs.  
**SHOOTS:** Left

**HOW ACQUIRED:** 3rd round,  
 70th overall, in the 2004  
 Entry Draft

### 2007-2008 HIGHLIGHTS

Finished 5th in the AHL and led his team in penalty minutes (248) ... assigned to Quad City on Sept. 29th after attending Calgary's Main Training Camp ... recorded the first three assist game in Quad City Flames history on Nov. 17th at Iowa ... recorded his 600th AHL career penalty minute on Nov. 27th vs. Chicago ... scored with 1:44 left in regulation to tie the game in a 5-4 shootout victory over Grand Rapids on Jan. 9th, also established a new career high for assists with a helper in the win over the Griffins ... attempted the first penalty shot in Quad City Flames history on Jan. 12th vs. Iowa, which was denied by Iowa's Tobias Stephan ... recorded two goals, including a game-tying goal with 49 seconds left in regulation, in a 4-3 overtime loss to Rockford on Jan. 13th ... played in his 200th career AHL game on Feb. 1st at Houston ... was named first star after scoring a goal in a 4-3 win over Rockford on Feb. 10th ... set a new career high in points with an assist for his 28th point on Feb. 16th vs. San Antonio ... set a new franchise record for penalty minutes with 22 PIMs on Feb. 20th vs. Hamilton, during the contest he also recorded his 700th career penalty minute ... one of four Quad City Flames recalled to Calgary on April 15th following the conclusion of the AHL regular season

### CAREER HIGHLIGHTS

**2006-07:** Recalled from Omaha on Oct. 31 ... played his first NHL game on Nov.1 @ DET (L 3-2) ... had his first NHL fight and led the Flames in hits with 3 on Nov. 3 @ CLB (L/SO 5-4) ... had his second NHL fight (vs. Shawn Thornton) on Nov. 10 vs. ANA (W 3-0) ... assigned to Omaha on Nov. 18 ... recalled from Omaha on Dec. 7 ... fought Tyler Bouck on Dec. 9 vs. VAN (W 5-3) ... assigned to Omaha on Dec. 10 ... recalled from Omaha on Dec. 13 ... reassigned to Omaha on Dec.16 ... ranked third in the AHL in major penalties with 23...led Omaha (AHL) in penalty minutes with 211...ranked as Calgary's eighth best prospect by the 2007 edition of The Hockey News Future Watch...scored the game-winning goal on April 15th vs. Chicago, the victory clinched the Western Conference title for Omaha...recorded his second multiple goal game of the season on March 10th vs. Grand Rapids...netted a game-winning goal on Feb. 2nd vs. San Antonio...recorded a multiple goal game, including the game-winning tally, on Jan. 12th vs. Grand Rapids ... **PLAYOFFS:** played in all six games vs. Iowa, and tied for the team lead with 3 assists, and led the team in PIMs (20)...**2005-06:** Played in all but one game for the Ak-Sar-Ben Knights during his rookie season, scoring 12 goals and 26 points ... led Omaha (AHL) and ranked fifth in the AHL in penalty minutes with 294 ... scored his first professional goal against Chicago on October 28, 2005...set the team record for penalty minutes in a game when he had 32 at Chicago on January 8, 2006 ... came to Omaha from the London Knights of the OHL where he won a Memorial Cup in 2005.

### JUNIOR HIGHLIGHTS

Appeared in 177 Ontario Hockey League games as a member of the London Knights from 2002 through 2005 scoring 41 goals, 70 assists for 111 points, and 537 PIMs ...won a Memorial Cup Championship as a member of the 2004-05 London Knights ... During their run to the championship, the Knights recorded OHL records for win percentage (.882), points (120) and wins (59) ...the squad also holds the CHL record for winning percentage ... **2004-05:** led London in penalty minutes with 174 ... **2003-04:** Won an OHL regular season championship as a member of the London Knights...T-6th in league scoring with 20 points during the 2004 OHL playoffs ... T-3rd in the league for penalty minutes with 269 PIMS ... **2002-03:** led all London Knights rookies in goals (12), assists (17), points (29), penalties (94) and led the team in plus/minus (+14) ... played 44 playoff games during his three year OHL career.

### CAREER RECORD

| Season   | Club          | Lea.       | REGULAR SEASON |           |           |           |            | PLAYOFFS  |          |           |           |           |
|----------|---------------|------------|----------------|-----------|-----------|-----------|------------|-----------|----------|-----------|-----------|-----------|
|          |               |            | GP             | G         | A         | PTS       | PIM        | GP        | G        | A         | PTS       | PIM       |
| 2001-02  | London Nats   | OJHL       | 52             | 17        | 35        | 52        | 38         | -         | -        | -         | -         | -         |
| 2002-03  | London        | OHL        | 65             | 12        | 17        | 29        | 94         | 14        | 2        | 1         | 3         | 21        |
| 2003-04  | London        | OHL        | 64             | 19        | 33        | 52        | 269        | 15        | 7        | 13        | 20        | 33        |
| 2004-05* | London        | OHL        | 48             | 10        | 20        | 30        | 174        | 15        | 3        | 5         | 8         | 71        |
| 2005-06  | Omaha         | AHL        | 79             | 12        | 14        | 26        | 294        | -         | -        | -         | -         | -         |
| 2006-07  | Omaha         | AHL        | 63             | 17        | 10        | 27        | 211        | 6         | 0        | 3         | 3         | 20        |
|          | Calgary       | NHL        | 10             | 0         | 0         | 0         | 25         | -         | -        | -         | -         | -         |
| 2007-08  | Quad City     | AHL        | 79             | 10        | 27        | 37        | 248        | -         | -        | -         | -         | -         |
|          | <b>TOTALS</b> | <b>NHL</b> | <b>10</b>      | <b>0</b>  | <b>0</b>  | <b>0</b>  | <b>25</b>  | <b>-</b>  | <b>-</b> | <b>-</b>  | <b>-</b>  | <b>-</b>  |
|          |               | <b>AHL</b> | <b>221</b>     | <b>39</b> | <b>51</b> | <b>90</b> | <b>753</b> | <b>6</b>  | <b>0</b> | <b>3</b>  | <b>3</b>  | <b>20</b> |
|          |               | <b>OHL</b> | <b>129</b>     | <b>31</b> | <b>50</b> | <b>81</b> | <b>363</b> | <b>29</b> | <b>9</b> | <b>14</b> | <b>23</b> | <b>54</b> |

# FLAMES IN THE SYSTEM



## DAVID VAN DER GULIK - LW

**BORN:** Abbotsford, BC

**DATE:** April 20, 1983

**HEIGHT:** 5'11"

**WEIGHT:** 186 lbs.

**SHOOTS:** Left

**HOW ACQUIRED:** 7th round,

206th overall, in the 2002

Entry Draft

### 2007-2008 HIGHLIGHTS

Finished 4th in team points (42) with a new career best 19 goals ... assigned to the Quad City Flames on Sept. 20th after attending the Calgary Flames Main Training Camp ... recorded two goals, including the game-winning tally, in a 3-1 win over Iowa on Nov. 21st at the i wireless Center ... recorded his 100th career penalty minute on Dec. 22nd vs. Iowa ... was named first star after scoring a goal and adding two assists in Quad City's 5-3 win in Rockford on Nov. 23rd, the game also marked his 100th professional game ... recorded shorthanded goals in back-to-back games on Feb. 10th and 15th vs. Rockford ... scored a shorthanded game-tying goal with 12:31 left in regulation during a 4-3 shootout win over Iowa on April 1st when he also established a new career high for goal scoring (17) with the tally .... was named first star after recording two goals, including the game-winner, in a 3-2 victory at San Antonio on April 12th ... one of four Quad City Flames recalled to Calgary on April 15th following the conclusion of the AHL regular season

### CAREER HIGHLIGHTS

**2006-07:** made his pro debut with the Omaha Ak-Sar-Ben Knights (AHL) ... registered 43 points (16 goals, 27 assists) along with 69 penalty minutes ... was the run away leader in +/- (+27) ... **PLAYOFFS:** played in all six playoff games registering two assists and four minutes in penalties

### COLLEGE HIGHLIGHTS

**2005-06:** was named Male Athlete-of-the-Year at Boston University ... Named Team MVP despite suffering a wrist injury that held him to 25 games ... scored 11 goals and 11 assists for 22 points and 26 penalty minutes ... named March's Hockey East CCM/RBK Hockey Player of the Month (April) ... The Terriers ended the 2005-06 campaign with a 26-10-4 record, while earning the Beanpot title and both the Hockey East regular-season and tournament championships ... **2004-05:** in his junior season he led the team in points (31) and goals (18) while accumulating 48 penalty minutes ... named the Hockey East CCM Player of the Week in February ... **2003-04:** in his sophomore season he finished 3rd in team scoring (20 points) and led the team in goals (13) and penalty minutes (74) ... **2002-03:** in his freshman season in the Hockey East at Boston University saw him produce 10 goals and 10 assists in 40 games along with 56 minutes in penalties


### JUNIOR HIGHLIGHTS

**2001-02:** Finished his final junior season with 100 points (38 goals and 62 assists) in 56 games while accumulating 90 penalty minutes ... Chilliwack finished as the Coastal Division Champions (Cliff McNabb Trophy), won the BCHL League Championship (Fred Page Cup), won the Doyle Cup between the AJHL and the BCHL ... lost in the semifinals at the 2002 RBC Royal Bank Cup ... **PLAYOFFS:** scored 19 points (8 goals and 11 assists) in 13 playoff games ... **2000-01:** finished his rookie junior season with 42 goals and 38 assists for 80 points in 60 games which ranked 1st in goals and 3rd in team scoring ... won the Bruce Allison Memorial Trophy as the BCHL Rookie of the Year

### CAREER RECORD

| Season        | Club       | Lea.  | REGULAR SEASON |            |           |           |           | PLAYOFFS   |          |          |          |          |          |
|---------------|------------|-------|----------------|------------|-----------|-----------|-----------|------------|----------|----------|----------|----------|----------|
|               |            |       | GP             | G          | A         | PTS       | PIM       | GP         | G        | A        | PTS      | PIM      |          |
| 1999-00       | Abbotsford | PIJHL | 41             | 35         | 46        | 81        | -         | -          | -        | -        | -        |          |          |
| 2000-01       | Chilliwack | BCHL  | 60             | 42         | 38        | 80        | -         | -          | -        | -        | -        |          |          |
| 2001-02       | Chilliwack | BCHL  | 56             | 38         | 62        | 100       | 90        | 13         | 8        | 11       | 19       |          |          |
| 2002-03       | Boston U.  | HE    | 40             | 10         | 10        | 20        | 56        | -          | -        | -        | -        |          |          |
| 2003-04       | Boston U.  | HE    | 35             | 13         | 7         | 20        | 74        | -          | -        | -        | -        |          |          |
| 2004-05       | Boston U.  | HE    | 41             | 18         | 13        | 31        | 48        | -          | -        | -        | -        |          |          |
| 2005-06       | Boston U.  | HE    | 25             | 11         | 11        | 22        | 26        | -          | -        | -        | -        |          |          |
| 2006-07       | Omaha      | AHL   | 80             | 16         | 27        | 43        | 69        | 6          | 0        | 2        | 2        | 4        |          |
| 2007-08       | Quad City  | AHL   | 80             | 19         | 23        | 42        | 62        | -          | -        | -        | -        | -        |          |
| <b>TOTALS</b> |            |       | <b>AHL</b>     | <b>160</b> | <b>35</b> | <b>50</b> | <b>85</b> | <b>131</b> | <b>6</b> | <b>0</b> | <b>2</b> | <b>2</b> | <b>4</b> |
|               |            |       | <b>HE</b>      | <b>141</b> | <b>52</b> | <b>41</b> | <b>93</b> | <b>204</b> | <b>-</b> | <b>-</b> | <b>-</b> | <b>-</b> | <b>-</b> |

# FLAMES IN THE SYSTEM



## JOHN ARMSTRONG - C


**BORN:** Unionville, ON  
**DATE:** February 26, 1988  
**HEIGHT:** 6'2"  
**WEIGHT:** 197 lbs.  
**SHOOTS:** Right

**HOW ACQUIRED:** 3rd round, 87th overall, in the 2006 Entry Draft

| Season        | Club         | Lea. | REGULAR SEASON |            |           |           |            | PLAYOFFS   |           |          |          |           |           |
|---------------|--------------|------|----------------|------------|-----------|-----------|------------|------------|-----------|----------|----------|-----------|-----------|
|               |              |      | GP             | G          | A         | PTS       | PIM        | GP         | G         | A        | PTS      | PIM       |           |
| 2004-05       | Plymouth     | OHL  | 52             | 6          | 13        | 19        | 39         | 4          | 0         | 0        | 0        | 4         |           |
| 2005-06       | Plymouth     | OHL  | 65             | 14         | 23        | 37        | 75         | 13         | 4         | 7        | 11       | 18        |           |
| 2006-07       | Plymouth     | OHL  | 34             | 8          | 13        | 21        | 26         | -          | -         | -        | -        | -         |           |
|               | Peterborough | OHL  | 27             | 11         | 13        | 24        | 34         | -          | -         | -        | -        | -         |           |
| 2007-08       | Peterborough | OHL  | 65             | 21         | 36        | 57        | 77         | 5          | 0         | 1        | 1        | 6         |           |
| <b>TOTALS</b> |              |      | <b>OHL</b>     | <b>243</b> | <b>60</b> | <b>98</b> | <b>158</b> | <b>251</b> | <b>22</b> | <b>4</b> | <b>8</b> | <b>12</b> | <b>28</b> |



# FLAMES IN THE SYSTEM



## KEITH AULIE - D


**BORN:** Rouleau, SK  
**DATE:** June 11, 1989  
**HEIGHT:** 6'6"  
**WEIGHT:** 217 lbs.  
**SHOOTS:** Left

**HOW ACQUIRED:** 4th round,  
 116th overall, in the 2007  
 Entry Draft

### REGULAR SEASON

### PLAYOFFS

| Season        | Club    | Lea.       | GP         | G        | A         | PTS       | PIM        | GP        | G        | A        | PTS      | PIM       |
|---------------|---------|------------|------------|----------|-----------|-----------|------------|-----------|----------|----------|----------|-----------|
| 2005-06       | Brandon | WHL        | 38         | 0        | 2         | 2         | 32         | 4         | 0        | 0        | 0        | 4         |
| 2006-07       | Brandon | WHL        | 66         | 1        | 8         | 9         | 82         | 11        | 0        | 2        | 2        | 14        |
| 2007-08       | Brandon | WHL        | 72         | 5        | 12        | 17        | 81         | 6         | 0        | 3        | 3        | 11        |
| <b>TOTALS</b> |         | <b>WHL</b> | <b>176</b> | <b>6</b> | <b>22</b> | <b>28</b> | <b>195</b> | <b>21</b> | <b>0</b> | <b>5</b> | <b>5</b> | <b>29</b> |



## MIKAEL BACKLUND - C

**BORN:** Vasteras, SWE  
**DATE:** March 17, 1989  
**HEIGHT:** 6'0"  
**WEIGHT:** 205 lbs.  
**SHOOTS:** Left

**HOW ACQUIRED:** 1st round,  
 24th overall, in the 2007  
 Entry Draft

### REGULAR SEASON

### PLAYOFFS

| Season        | Club     | Lea.         | GP        | G         | A         | PTS       | PIM       | GP       | G        | A        | PTS      | PIM      |
|---------------|----------|--------------|-----------|-----------|-----------|-----------|-----------|----------|----------|----------|----------|----------|
| 2005-06       | Vasteras | SWE-2        | 12        | 2         | 2         | 4         | 14        | -        | -        | -        | -        | -        |
| 2006-07       | Vasteras | SWE-1        | 18        | 1         | 2         | 3         | 14        | -        | -        | -        | -        | -        |
|               | Vasteras | SWE-2        | 7         | 5         | 4         | 9         | 8         | 5        | 1        | 0        | 1        | 4        |
| 2007-08       | Vasteras | SWE-1        | 37        | 9         | 4         | 13        | 24        | -        | -        | -        | -        | -        |
|               | Vasteras | SWE-2        | 9         | 7         | 6         | 13        | 20        | -        | -        | -        | -        | -        |
|               | Sweden   | WJC          | 6         | 3         | 4         | 7         | 10        | -        | -        | -        | -        | -        |
| <b>TOTALS</b> |          | <b>SWE-1</b> | <b>55</b> | <b>10</b> | <b>6</b>  | <b>16</b> | <b>38</b> | -        | -        | -        | -        | -        |
|               |          | <b>SWE-2</b> | <b>16</b> | <b>12</b> | <b>10</b> | <b>22</b> | <b>28</b> | <b>5</b> | <b>1</b> | <b>0</b> | <b>1</b> | <b>4</b> |

**WE ARE**



# FLAMES IN THE SYSTEM



## GORD BALDWIN - D


**BORN:** Winnipeg, MB  
**DATE:** March 1, 1987  
**HEIGHT:** 6'5"  
**WEIGHT:** 205 lbs.  
**SHOOTS:** Left

**HOW ACQUIRED:** 3rd round,  
 69th overall, in the 2005  
 Entry Draft

### REGULAR SEASON

### PLAYOFFS

| Season        | Club           | Lea.        | GP         | G         | A         | PTS       | PIM        | GP        | G        | A         | PTS       | PIM       |
|---------------|----------------|-------------|------------|-----------|-----------|-----------|------------|-----------|----------|-----------|-----------|-----------|
| 2003-04       | Wpg. Thrashers | MMHL        | 39         | 5         | 16        | 21        | 66         | -         | -        | -         | -         | -         |
| 2004-05       | Medicine Hat   | WHL         | 66         | 3         | 8         | 11        | 73         | 13        | 2        | 2         | 4         | 8         |
| 2005-06       | Medicine Hat   | WHL         | 71         | 4         | 20        | 24        | 119        | 13        | 0        | 9         | 9         | 22        |
| 2006-07       | Medicine Hat   | WHL         | 53         | 7         | 19        | 26        | 70         | 27        | 2        | 6         | 8         | 40        |
| 2007-08       | Quad City      | AHL         | 37         | 0         | 5         | 5         | 26         | -         | -        | -         | -         | -         |
|               | Las Vegas      | ECHL        | 12         | 0         | 1         | 1         | 9          | -         | -        | -         | -         | -         |
| <b>TOTALS</b> |                | <b>AHL</b>  | <b>37</b>  | <b>0</b>  | <b>5</b>  | <b>5</b>  | <b>26</b>  | -         | -        | -         | -         | -         |
|               |                | <b>ECHL</b> | <b>12</b>  | <b>0</b>  | <b>1</b>  | <b>1</b>  | <b>9</b>   | -         | -        | -         | -         | -         |
|               |                | <b>WHL</b>  | <b>190</b> | <b>14</b> | <b>47</b> | <b>61</b> | <b>262</b> | <b>53</b> | <b>4</b> | <b>17</b> | <b>21</b> | <b>70</b> |



## LANCE BOUMA - LW

**BORN:** Provost, AB  
**DATE:** March 25, 1990  
**HEIGHT:** 6'1"  
**WEIGHT:** 216 lbs.  
**SHOOTS:** Left

**HOW ACQUIRED:** 3rd round,  
 78th overall, in the 2004  
 Entry Draft

### REGULAR SEASON

### PLAYOFFS

| Season        | Club      | Lea.       | GP         | G         | A         | PTS       | PIM        | GP        | G        | A        | PTS      | PIM       |
|---------------|-----------|------------|------------|-----------|-----------|-----------|------------|-----------|----------|----------|----------|-----------|
| 2005-06       | Vancouver | WHL        | 5          | 1         | 3         | 4         | 0          | -         | -        | -        | -        | -         |
| 2006-07       | Vancouver | WHL        | 49         | 3         | 5         | 8         | 31         | 22        | 3        | 3        | 6        | 12        |
| 2007-08       | Vancouver | WHL        | 71         | 12        | 23        | 35        | 93         | 10        | 0        | 1        | 1        | 8         |
| <b>TOTALS</b> |           | <b>WHL</b> | <b>125</b> | <b>16</b> | <b>31</b> | <b>47</b> | <b>124</b> | <b>32</b> | <b>3</b> | <b>4</b> | <b>7</b> | <b>20</b> |

**WE ARE**



# FLAMES IN THE SYSTEM



## T.J. BRODIE - D

**BORN:** Chatham, ON  
**DATE:** June 7, 1990  
**HEIGHT:** 6'1"  
**WEIGHT:** 176 lbs.  
**SHOOTS:** Left

**HOW ACQUIRED:** 4th round,  
 114th overall, in the 2008  
 Entry Draft

### REGULAR SEASON

### PLAYOFFS

| Season        | Club    | Lea.       | GP        | G        | A         | PTS       | PIM       | GP       | G        | A        | PTS      | PIM      |
|---------------|---------|------------|-----------|----------|-----------|-----------|-----------|----------|----------|----------|----------|----------|
| 2006-07       | Saginaw | OHL        | 20        | 0        | 4         | 4         | 23        | 3        | 0        | 1        | 1        | 2        |
| 2007-08       | Saginaw | OHL        | 68        | 4        | 26        | 30        | 73        | 4        | 0        | 3        | 3        | 2        |
| <b>TOTALS</b> |         | <b>OHL</b> | <b>88</b> | <b>4</b> | <b>30</b> | <b>34</b> | <b>96</b> | <b>7</b> | <b>0</b> | <b>4</b> | <b>4</b> | <b>4</b> |



## HUGO CAPENTIER - C

**BORN:** Hull, QUE  
**DATE:** March 17, 1988  
**HEIGHT:** 6'2"  
**WEIGHT:** 200 lbs.  
**SHOOTS:** Left

**HOW ACQUIRED:** 4th round,  
 118th overall, in the 2006  
 Entry Draft

### REGULAR SEASON


### PLAYOFFS

| Season        | Club       | Lea.         | GP         | G         | A          | PTS        | PIM        | GP        | G         | A         | PTS       | PIM       |
|---------------|------------|--------------|------------|-----------|------------|------------|------------|-----------|-----------|-----------|-----------|-----------|
| 2004-05       | Rouyn-Nor. | QMJHL        | 49         | 6         | 9          | 15         | 32         | 5         | 0         | 1         | 1         | 6         |
| 2005-06       | Rouyn-Nor. | QMJHL        | 70         | 31        | 39         | 70         | 64         | 5         | 1         | 2         | 3         | 4         |
| 2006-07       | Rouyn-Nor. | QMJHL        | 69         | 17        | 37         | 54         | 86         | 16        | 0         | 6         | 6         | 24        |
| 2007-08       | Rouyn-Nor. | QMJHL        | 69         | 27        | 38         | 65         | 114        | 17        | 14        | 8         | 22        | 20        |
| <b>TOTALS</b> |            | <b>QMJHL</b> | <b>257</b> | <b>81</b> | <b>123</b> | <b>204</b> | <b>296</b> | <b>43</b> | <b>15</b> | <b>17</b> | <b>32</b> | <b>54</b> |

**WE  
ARE**



# FLAMES IN THE SYSTEM



## KRIS CHUCKO - RW


**BORN:** Burnaby, BC  
**DATE:** March 13, 1986  
**HEIGHT:** 6'2"  
**WEIGHT:** 193 lbs.  
**SHOOTS:** Right

**HOW ACQUIRED:** 1st round,  
 24th overall, in the 2004  
 Entry Draft

### REGULAR SEASON

### PLAYOFFS

| Season        | Club            | Lea.        | GP         | G         | A         | PTS       | PIM        | GP       | G        | A        | PTS      | PIM      |
|---------------|-----------------|-------------|------------|-----------|-----------|-----------|------------|----------|----------|----------|----------|----------|
| 2002-03       | Salmon Arm      | BCHL        | 59         | 14        | 19        | 33        | 80         | 11       | 5        | 3        | 8        | 12       |
| 2003-04       | Salmon Arm      | BCHL        | 53         | 32        | 55        | 87        | 161        | 14       | 10       | 9        | 19       | 36       |
| 2004-05       | U. of Minnesota | WCHA        | 44         | 10        | 11        | 21        | 61         | -        | -        | -        | -        | -        |
| 2005-06       | U. of Minnesota | WCHA        | 33         | 4         | 9         | 13        | 40         | -        | -        | -        | -        | -        |
| 2006-07       | Omaha           | AHL         | 80         | 14        | 14        | 28        | 72         | 6        | 0        | 0        | 0        | 2        |
| 2007-08       | Quad City       | AHL         | 80         | 15        | 15        | 30        | 38         | -        | -        | -        | -        | -        |
| <b>TOTALS</b> |                 | <b>AHL</b>  | <b>160</b> | <b>29</b> | <b>29</b> | <b>58</b> | <b>110</b> | <b>6</b> | <b>0</b> | <b>0</b> | <b>0</b> | <b>2</b> |
|               |                 | <b>WCHA</b> | <b>77</b>  | <b>14</b> | <b>20</b> | <b>34</b> | <b>101</b> | -        | -        | -        | -        | -        |



## BRAD COLE - D

**BORN:** Miniota, MB  
**DATE:** October 21, 1986  
**HEIGHT:** 6'4"  
**WEIGHT:** 206 lbs.  
**SHOOTS:** Left


**HOW ACQUIRED:** Signed as a  
 free agent on May 22, 2007

### REGULAR SEASON

### PLAYOFFS

| Season       | Club      | Lea.        | GP         | G         | A         | PTS       | PIM        | GP        | G        | A        | PTS      | PIM       |
|--------------|-----------|-------------|------------|-----------|-----------|-----------|------------|-----------|----------|----------|----------|-----------|
| 2003-04      | Seattle   | WHL         | 6          | 0         | 0         | 0         | 12         | -         | -        | -        | -        | -         |
|              | Kootenay  | WHL         | 52         | 0         | 1         | 1         | 39         | 4         | 1        | 0        | 1        | 2         |
| 2004-05      | Kootenay  | WHL         | 39         | 1         | 2         | 3         | 35         | 8         | 0        | 1        | 1        | 2         |
| 2005-06      | Kootenay  | WHL         | 16         | 1         | 2         | 3         | 20         | -         | -        | -        | -        | -         |
|              | Saskatoon | WHL         | 56         | 3         | 12        | 15        | 64         | 9         | 1        | 0        | 1        | 23        |
| 2006-07      | Saskatoon | WHL         | 63         | 16        | 25        | 41        | 83         | -         | -        | -        | -        | -         |
| 2007-08      | Quad City | AHL         | 25         | 1         | 4         | 5         | 13         | -         | -        | -        | -        | -         |
|              | Las Vegas | ECHL        | 19         | 0         | 4         | 4         | 11         | -         | -        | -        | -        | -         |
| <b>TOTAL</b> |           | <b>AHL</b>  | <b>25</b>  | <b>1</b>  | <b>4</b>  | <b>5</b>  | <b>13</b>  | -         | -        | -        | -        | -         |
|              |           | <b>ECHL</b> | <b>19</b>  | <b>0</b>  | <b>4</b>  | <b>4</b>  | <b>11</b>  | -         | -        | -        | -        | -         |
|              |           | <b>WHL</b>  | <b>232</b> | <b>21</b> | <b>42</b> | <b>63</b> | <b>253</b> | <b>21</b> | <b>2</b> | <b>1</b> | <b>3</b> | <b>27</b> |

# FLAMES IN THE SYSTEM



## ADAM CRACKNELL — RW


**BORN:** Prince Albert, SK  
**DATE:** July 15, 1985  
**HEIGHT:** 6'3"  
**WEIGHT:** 207 lbs.  
**SHOOTS:** Right

**HOW ACQUIRED:** 9th round,  
 279th overall, in the 2004  
 Entry Draft

### REGULAR SEASON

### PLAYOFFS

| Season        | Club      | Lea.        | GP         | G         | A          | PTS        | PIM        | GP        | G         | A         | PTS       | PIM       |
|---------------|-----------|-------------|------------|-----------|------------|------------|------------|-----------|-----------|-----------|-----------|-----------|
| 2002-03       | Kootenay  | WHL         | 67         | 7         | 4          | 11         | 37         | 11        | 0         | 0         | 0         | 2         |
| 2003-04       | Kootenay  | WHL         | 72         | 26        | 35         | 61         | 63         | 4         | 1         | 1         | 2         | 2         |
| 2004-05       | Kootenay  | WHL         | 72         | 19        | 29         | 48         | 65         | 16        | 8         | 8         | 16        | 6         |
| 2005-06       | Kootenay  | WHL         | 72         | 42        | 51         | 93         | 85         | 6         | 1         | 4         | 5         | 6         |
|               | Omaha     | AHL         | 6          | 1         | 2          | 3          | 2          | -         | -         | -         | -         | -         |
| 2006-07       | Las Vegas | ECHL        | 31         | 8         | 14         | 22         | 35         | 8         | 3         | 3         | 6         | 6         |
| 2007-08       | Las Vegas | ECHL        | 61         | 29        | 30         | 59         | 47         | 21        | 9         | 13        | 22        | 4         |
|               | Quad City | AHL         | 4          | 1         | 0          | 1          | 0          | -         | -         | -         | -         | -         |
| <b>TOTALS</b> |           | <b>AHL</b>  | <b>10</b>  | <b>2</b>  | <b>2</b>   | <b>4</b>   | <b>2</b>   | <b>-</b>  | <b>-</b>  | <b>-</b>  | <b>-</b>  | <b>-</b>  |
|               |           | <b>ECHL</b> | <b>92</b>  | <b>37</b> | <b>44</b>  | <b>81</b>  | <b>82</b>  | <b>29</b> | <b>12</b> | <b>16</b> | <b>28</b> | <b>10</b> |
|               |           | <b>WHL</b>  | <b>283</b> | <b>94</b> | <b>119</b> | <b>213</b> | <b>250</b> | <b>37</b> | <b>10</b> | <b>13</b> | <b>23</b> | <b>16</b> |



## CAM CUNIFF — LW

**BORN:** Powell River, BC  
**DATE:** June 4, 1985  
**HEIGHT:** 6'1"  
**WEIGHT:** 210 lbs.  
**SHOOTS:** Left

**HOW ACQUIRED:** 8th round,  
 240th overall, in the 2003  
 Entry Draft

### REGULAR SEASON

### PLAYOFFS

| Season        | Club      | Lea.       | GP         | G         | A         | PTS        | PIM        | GP        | G        | A        | PTS      | PIM       |
|---------------|-----------|------------|------------|-----------|-----------|------------|------------|-----------|----------|----------|----------|-----------|
| 2002-03       | Kamloops  | WHL        | 71         | 7         | 12        | 19         | 54         | 6         | 1        | 0        | 1        | 2         |
| 2003-04       | Kamloops  | WHL        | 65         | 14        | 13        | 27         | 62         | 5         | 1        | 1        | 2        | 10        |
| 2004-05       | Kamloops  | WHL        | 39         | 14        | 8         | 22         | 63         | -         | -        | -        | -        | -         |
|               | Vancouver | WHL        | 30         | 3         | 7         | 10         | 19         | 6         | 1        | 3        | 4        | 14        |
| 2005-06       | Red Deer  | WHL        | 40         | 19        | 13        | 32         | 52         | -         | -        | -        | -        | -         |
|               | Omaha     | AHL        | 30         | 2         | 4         | 6          | 24         | -         | -        | -        | -        | -         |
| 2006-07       | Omaha     | AHL        | 60         | 12        | 5         | 17         | 45         | 6         | 0        | 2        | 2        | 2         |
| 2007-08       | Quad City | AHL        | 68         | 11        | 4         | 15         | 80         | -         | -        | -        | -        | -         |
| <b>TOTALS</b> |           | <b>AHL</b> | <b>158</b> | <b>25</b> | <b>13</b> | <b>38</b>  | <b>149</b> | <b>6</b>  | <b>0</b> | <b>2</b> | <b>2</b> | <b>2</b>  |
|               |           | <b>WHL</b> | <b>245</b> | <b>57</b> | <b>53</b> | <b>110</b> | <b>250</b> | <b>17</b> | <b>3</b> | <b>4</b> | <b>7</b> | <b>26</b> |



# FLAMES IN THE SYSTEM



## ALEXANDER DEILERT - D

**BORN:** Stockholm, SWE  
**DATE:** February 10, 1989  
**HEIGHT:** 6'0"  
**WEIGHT:** 170 lbs.  
**SHOOTS:** Right

**HOW ACQUIRED:** 7th round,  
 198th overall, in the 2008  
 Entry Draft

### REGULAR SEASON

### PLAYOFFS

| Season        | Club       | Lea.         | GP        | G        | A         | PTS       | PIM       | GP        | G        | A        | PTS      | PIM       |
|---------------|------------|--------------|-----------|----------|-----------|-----------|-----------|-----------|----------|----------|----------|-----------|
| 2006-07       | Djurgarden | SWE-2        | 28        | 1        | 4         | 5         | 10        | 7         | 0        | 0        | 0        | 0         |
| 2007-08       | Djurgarden | SWE-2        | 38        | 6        | 12        | 18        | 70        | 7         | 1        | 2        | 3        | 14        |
| <b>TOTALS</b> |            | <b>SWE-2</b> | <b>66</b> | <b>7</b> | <b>16</b> | <b>23</b> | <b>80</b> | <b>14</b> | <b>1</b> | <b>2</b> | <b>3</b> | <b>14</b> |



## JORDAN FULTON - C

**BORN:** St.Louis Park, MIN  
**DATE:** September 12, 1987  
**HEIGHT:** 6'1"  
**WEIGHT:** 191 lbs.  
**SHOOTS:** Left

**DRAFTED:** 6th round, 179th  
 overall, in the 2006 Entry Draft

### REGULAR SEASON


### PLAYOFFS

| Season        | Club        | Lea.        | GP        | G        | A         | PTS       | PIM       | GP       | G        | A        | PTS      | PIM      |
|---------------|-------------|-------------|-----------|----------|-----------|-----------|-----------|----------|----------|----------|----------|----------|
| 2005-06       | Breck High  | High-MN     | 26        | 40       | 34        | 74        | 34        | -        | -        | -        | -        | -        |
| 2006-07       | Minn-Duluth | WCHA        | 38        | 3        | 7         | 10        | 22        | -        | -        | -        | -        | -        |
| 2007-08       | Minn-Duluth | WCHA        | 36        | 5        | 9         | 14        | 40        | -        | -        | -        | -        | -        |
| <b>TOTALS</b> |             | <b>WCHA</b> | <b>74</b> | <b>8</b> | <b>16</b> | <b>24</b> | <b>62</b> | <b>-</b> | <b>-</b> | <b>-</b> | <b>-</b> | <b>-</b> |

**WE ARE**



# FLAMES IN THE SYSTEM



## CARSEN GARMYN - RW

**BORN:** Campbell River, BC

**DATE:** February 22, 1982

**HEIGHT:** 5'11"

**WEIGHT:** 187 lbs.

**SHOOTS:** Right

**HOW ACQUIRED:** Signed as a free agent on July 6th, 2004

### REGULAR SEASON

### PLAYOFFS

| Season        | Club      | Lea. | GP         | G          | A          | PTS        | PIM        | GP        | G         | A         | PTS       | PIM       |
|---------------|-----------|------|------------|------------|------------|------------|------------|-----------|-----------|-----------|-----------|-----------|
| 1998-99       | Kelowna   | WHL  | 59         | 6          | 10         | 16         | 61         | 5         | 0         | 0         | 0         | 2         |
| 1999-00       | Kelowna   | WHL  | 71         | 16         | 29         | 45         | 111        | 5         | 3         | 3         | 6         | 4         |
| 2000-01       | Kelowna   | WHL  | 71         | 35         | 52         | 87         | 102        | 6         | 2         | 6         | 8         | 10        |
| 2001-02       | Kelowna   | WHL  | 23         | 10         | 18         | 28         | 43         | -         | -         | -         | -         | -         |
|               | Red Deer  | WHL  | 37         | 23         | 25         | 48         | 83         | 23        | 4         | 12        | 16        | 24        |
| 2002-03       | Red Deer  | WHL  | 63         | 26         | 33         | 59         | 108        | 23        | 4         | 9         | 13        | 25        |
| 2003-04       | Norfolk   | AHL  | 77         | 11         | 16         | 27         | 104        | 6         | 1         | 0         | 1         | 2         |
| 2004-05       | Lowell    | AHL  | 60         | 9          | 11         | 20         | 115        | 10        | 0         | 0         | 0         | 25        |
| 2005-06       | Omaha     | AHL  | 77         | 24         | 31         | 55         | 127        | -         | -         | -         | -         | -         |
|               | Calgary   | NHL  | 2          | 0          | 0          | 0          | 0          | -         | -         | -         | -         | -         |
| 2006-07       | Omaha     | AHL  | 77         | 28         | 32         | 60         | 124        | 6         | 1         | 1         | 2         | 2         |
|               | Calgary   | NHL  | 2          | 0          | 0          | 0          | 0          | -         | -         | -         | -         | -         |
| 2007-08       | Quad City | AHL  | 77         | 19         | 29         | 48         | 133        | -         | -         | -         | -         | -         |
| <b>TOTALS</b> |           | NHL  | <b>4</b>   | <b>0</b>   | <b>0</b>   | <b>0</b>   | <b>0</b>   | -         | -         | -         | -         | -         |
|               |           | AHL  | <b>368</b> | <b>91</b>  | <b>119</b> | <b>210</b> | <b>603</b> | <b>22</b> | <b>2</b>  | <b>1</b>  | <b>3</b>  | <b>29</b> |
|               |           | WHL  | <b>324</b> | <b>116</b> | <b>167</b> | <b>283</b> | <b>508</b> | <b>62</b> | <b>13</b> | <b>30</b> | <b>43</b> | <b>65</b> |



## RYLEY GRANTHAM - LW

**BORN:** Hanna, AB

**DATE:** January 7, 1988

**HEIGHT:** 6'4"

**WEIGHT:** 201 lbs.

**SHOOTS:** Left


**HOW ACQUIRED:** 6th round, 168th overall, in the 2008 Entry Draft

### REGULAR SEASON

### PLAYOFFS

| Season        | Club      | Lea. | GP        | G         | A         | PTS       | PIM        | GP       | G        | A        | PTS      | PIM      |
|---------------|-----------|------|-----------|-----------|-----------|-----------|------------|----------|----------|----------|----------|----------|
| 2004-05       | Brooks    | AJHL | 3         | 0         | 0         | 0         | 12         | -        | -        | -        | -        | -        |
| 2005-06       | Brooks    | AJHL | 43        | 6         | 3         | 9         | 98         | -        | -        | -        | -        | -        |
| 2006-07       | Moose Jaw | WHL  | 33        | 1         | 1         | 2         | 50         | -        | -        | -        | -        | -        |
| 2007-08       | Moose Jaw | WHL  | 66        | 10        | 9         | 19        | 163        | 6        | 0        | 0        | 0        | 8        |
| <b>TOTALS</b> |           | WHL  | <b>99</b> | <b>11</b> | <b>10</b> | <b>21</b> | <b>213</b> | <b>6</b> | <b>0</b> | <b>0</b> | <b>0</b> | <b>8</b> |
|               |           | AJHL | <b>46</b> | <b>6</b>  | <b>3</b>  | <b>9</b>  | <b>110</b> | -        | -        | -        | -        | -        |

# FLAMES IN THE SYSTEM



## LELAND IRVING - G

**BORN:** Swan Hills, AB  
**DATE:** April 11, 1988  
**HEIGHT:** 6'0"  
**WEIGHT:** 179 lbs.  
**CATCHES:** Left

**HOW ACQUIRED:** 1st round,  
 26th overall, in the 2006  
 Entry Draft

### REGULAR SEASON

### PLAYOFFS

| Season        | Club    | Lea. | GP  | W   | L  | T  | MINS  | GA  | SO | GAA  | GP | W  | L  | MINS | GA | SO | GAA  |
|---------------|---------|------|-----|-----|----|----|-------|-----|----|------|----|----|----|------|----|----|------|
| 2004-05       | Everett | WHL  | 23  | 9   | 8  | 1  | 1132  | 34  | 2  | 1.80 | -  | -  | -  | -    | -  | -  | -    |
| 2005-06       | Everett | WHL  | 67  | 37  | 22 | 4  | 3791  | 121 | 4  | 1.92 | 12 | 8  | 3  | 747  | 21 | 3  | 1.69 |
| 2006-07       | Everett | WHL  | 48  | 34  | 9  | 3  | 2802  | 87  | 11 | 1.86 | 12 | 6  | 5  | 639  | 30 | 0  | 2.82 |
| 2007-08       | Everett | WHL  | 56  | 27  | 24 | 3  | 3258  | 133 | 4  | 2.45 | 3  | 0  | 3  | 139  | 10 | 0  | 4.30 |
| <b>TOTALS</b> |         | WHL  | 194 | 107 | 63 | 11 | 10983 | 375 | 21 | 2.05 | 27 | 14 | 11 | 1525 | 61 | 3  | 2.40 |



## PER JONSSON - D

**BORN:** Karlstad, SWE  
**DATE:** April 20, 1988  
**HEIGHT:** 6'1"  
**WEIGHT:** 180 lbs.  
**SHOOTS:** Left

**HOW ACQUIRED:** 7th round,  
 209th overall, in the 2006  
 Entry Draft

### REGULAR SEASON

### PLAYOFFS

| Season        | Club          | Lea.       | GP | G | A  | PTS | PIM | GP | G | A | PTS | PIM |
|---------------|---------------|------------|----|---|----|-----|-----|----|---|---|-----|-----|
| 2004-05       | Farjestad U18 | SWE-U18    | 12 | 2 | 2  | 4   | 10  | 2  | 0 | 0 | 0   | 2   |
| 2005-06       | Farjestad U18 | SWE-U18    | 14 | 3 | 1  | 4   | 38  | 8  | 1 | 1 | 2   | 22  |
| 2006-07       | Skare         | SWE-D      | 19 | 3 | 4  | 7   | 38  | -  | - | - | -   | -   |
| 2007-08       | Farjestad     | SWE-Senior | 16 | 0 | 1  | 1   | 0   | -  | - | - | -   | -   |
|               | Skare         | SWE-D      | 37 | 3 | 14 | 17  | 100 | -  | - | - | -   | -   |
| <b>TOTALS</b> |               | SWE-Senior | 16 | 0 | 1  | 1   | 0   | -  | - | - | -   | -   |
|               |               | SWE-D      | 56 | 6 | 18 | 24  | 138 | -  | - | - | -   | -   |
|               |               | SWE-U18    | 26 | 5 | 3  | 8   | 48  | 10 | 1 | 1 | 2   | 24  |

**WE**  
**ARE**



# FLAMES IN THE SYSTEM



## MATT KEETLEY - G


**BORN:** Medicine Hat, AB  
**DATE:** April 27, 1986  
**HEIGHT:** 6'1"  
**WEIGHT:** 192 lbs.  
**CATCHES:** Right

**HOW ACQUIRED:** 5th round,  
 158th overall, in the 2005  
 Entry Draft

### REGULAR SEASON

### PLAYOFFS

| Season  | Club          | Lea. | GP  | W   | L  | T  | MINS | GA  | SO | GAA   | GP | W  | L  | MINS | GA | SO | GAA  |
|---------|---------------|------|-----|-----|----|----|------|-----|----|-------|----|----|----|------|----|----|------|
| 2003-04 | Med. Hat      | AMHL | -   | 7   | 4  | 2  | 813  | 48  | -  | 3.54  | -  | -  | -  | -    | -  | -  | -    |
|         | Med. Hat      | WHL  | 3   | 0   | 1  | 0  | 72   | 5   | 0  | 4.17  | 2  | 0  | 0  | 15   | 1  | 0  | 4.00 |
| 2004-05 | Med. Hat      | WHL  | 32  | 21  | 5  | 3  | 1846 | 51  | 6  | *1.66 | 3  | 1  | 0  | 103  | 8  | 0  | 4.66 |
| 2005-06 | Med. Hat      | WHL  | 62  | 42  | 13 | 6  | 3741 | 130 | 6  | 2.09  | 13 | 9  | 2  | 864  | 30 | 0  | 2.08 |
| 2006-07 | Med. Hat      | WHL  | 55  | 42  | 11 | 1  | 3258 | 119 | 6  | 2.19  | 27 | 18 | 9  | 1645 | 57 | 5  | 2.08 |
| 2007-08 | Quad City     | AHL  | 26  | 10  | 8  | 3  | 1393 | 54  | 1  | 2.33  | -  | -  | -  | -    | -  | -  | -    |
|         | Calgary       | NHL  | 1   | 0   | 0  | 0  | 9    | 0   | 0  | 0.00  | -  | -  | -  | -    | -  | -  | -    |
|         | <b>TOTALS</b> | NHL  | 1   | 0   | 0  | 0  | 9    | 0   | 0  | 0.00  | -  | -  | -  | -    | -  | -  | -    |
|         |               | AHL  | 26  | 10  | 8  | 3  | 1393 | 54  | 1  | 2.33  | -  | -  | -  | -    | -  | -  | -    |
|         |               | WHL  | 152 | 105 | 30 | 10 | 8917 | 305 | 18 | 2.05  | 45 | 28 | 11 | 2627 | 96 | 5  | 2.19 |



## KEVIN LALONDE - G

**BORN:** Kingston, ON  
**DATE:** February 19, 1987  
**HEIGHT:** 6'0"  
**WEIGHT:** 188 lbs.  
**CATCHES:** Left

**HOW ACQUIRED:** 5th round,  
 128th overall, in the 2005  
 Entry Draft

### REGULAR SEASON

### PLAYOFFS

| Season  | Club          | Lea. | GP  | W  | L  | T | MINS | GA  | SO | GAA  | GP | W  | L | MINS | GA | SO | GAA  |
|---------|---------------|------|-----|----|----|---|------|-----|----|------|----|----|---|------|----|----|------|
| 2003-04 | Hawkesbury    | CJHL | 35  | -  | -  | - | 2010 | 105 | 3  | 3.13 | 6  | -  | - | 286  | 19 | 0  | 3.00 |
|         | Belleville    | OHL  | 3   | 1  | 2  | 0 | 133  | 15  | 0  | 6.77 | -  | -  | - | -    | -  | -  | -    |
| 2004-05 | Belleville    | OHL  | 30  | 15 | 11 | 3 | 1797 | 79  | 1  | 2.64 | 2  | 0  | 2 | 120  | 8  | 0  | 4.00 |
| 2005-06 | Belleville    | OHL  | 50  | 24 | 17 | 0 | 2789 | 143 | 3  | 3.08 | -  | -  | - | -    | -  | -  | -    |
| 2006-07 | Belleville    | OHL  | 48  | 27 | 17 | 0 | 2772 | 139 | 3  | 3.01 | 15 | 10 | 5 | 989  | 42 | 1  | 2.55 |
| 2007-08 | Las Vegas     | ECHL | 27  | 17 | 5  | 4 | 1607 | 55  | 3  | 2.05 | 20 | 13 | 7 | 1142 | 48 | 3  | 2.52 |
|         | Quad City     | AHL  | 7   | 2  | 3  | 0 | 360  | 20  | 0  | 3.34 | -  | -  | - | -    | -  | -  | -    |
|         | <b>TOTALS</b> | AHL  | 7   | 2  | 3  | 0 | 360  | 20  | 0  | 3.34 | -  | -  | - | -    | -  | -  | -    |
|         |               | ECHL | 27  | 17 | 5  | 4 | 1607 | 55  | 3  | 2.05 | 20 | 13 | 7 | 1142 | 48 | 3  | 2.52 |
|         |               | OHL  | 131 | 67 | 47 | 3 | 7491 | 376 | 7  | 3.01 | 17 | 10 | 7 | 1109 | 50 | 1  | 2.71 |

# FLAMES IN THE SYSTEM



## NICK LARSON - LW


**BORN:** St. Paul, MIN  
**DATE:** November 14, 1989  
**HEIGHT:** 6'1"  
**WEIGHT:** 193 lbs.  
**SHOOTS:** Left

**HOW ACQUIRED:** 4th round,  
 108th overall, in the 2008  
 Entry Draft

### REGULAR SEASON

### PLAYOFFS

| Season        | Club     | Lea. | GP          | G         | A         | PTS       | PIM       | GP        | G        | A        | PTS      | PIM      |           |
|---------------|----------|------|-------------|-----------|-----------|-----------|-----------|-----------|----------|----------|----------|----------|-----------|
| 2007-08       | Waterloo | USHL | 57          | 19        | 19        | 38        | 66        | 9         | 3        | 2        | 5        | 31       |           |
| <b>TOTALS</b> |          |      | <b>USHL</b> | <b>57</b> | <b>19</b> | <b>19</b> | <b>38</b> | <b>66</b> | <b>9</b> | <b>3</b> | <b>2</b> | <b>5</b> | <b>31</b> |



## TOMI MAHTI - RW

**BORN:** Helsinki, Finland  
**DATE:** August 19, 1983  
**HEIGHT:** 5'11"  
**WEIGHT:** 193 lbs.  
**SHOOTS:** Left

**HOW ACQUIRED:** 4th round,  
 108th overall, in the 2001  
 Entry Draft

### REGULAR SEASON

### PLAYOFFS


| Season        | Club          | Lea.        | GP         | G          | A         | PTS       | PIM       | GP       | G        | A        | PTS      | PIM      |
|---------------|---------------|-------------|------------|------------|-----------|-----------|-----------|----------|----------|----------|----------|----------|
| 2001-02       | Jokerit Jr.   | Finland-Jr. | 29         | 12         | 13        | 25        | 12        | 1        | 0        | 0        | 0        | 2        |
|               | Kiekko Vantaa | Finland-2   | 5          | 0          | 0         | 0         | 0         | -        | -        | -        | -        | -        |
|               | Jokerit       | Finland     | 8          | 0          | 1         | 1         | 2         | -        | -        | -        | -        | -        |
|               | Finland       | WJC         | 7          | 1          | 0         | 1         | 0         | -        | -        | -        | -        | -        |
| 2002-03       | Jokerit       | Finland     | 18         | 2          | 2         | 4         | 4         | 1        | 0        | 0        | 0        | 0        |
|               | Kiekko Vantaa | Finland-2   | 5          | 0          | 0         | 0         | 0         | -        | -        | -        | -        | -        |
|               | Finland       | WJC         | 7          | 2          | 2         | 4         | 27        | -        | -        | -        | -        | -        |
| 2003-04       | Jokerit       | Finland     | 50         | 5          | 5         | 10        | 14        | 8        | 0        | 0        | 0        | 0        |
| 2004-05       | Jokerit       | Finland     | 51         | 1          | 4         | 5         | 14        | 12       | 1        | 1        | 2        | 2        |
| 2005-06       | Omaha         | AHL         | 80         | 12         | 17        | 29        | 33        | -        | -        | -        | -        | -        |
| 2006-07       | Omaha         | AHL         | 67         | 4          | 11        | 15        | 20        | 6        | 1        | 1        | 2        | 2        |
|               | Calgary       | NHL         | 1          | 0          | 0         | 0         | 0         | -        | -        | -        | -        | -        |
| 2007-08       | Quad City     | AHL         | 78         | 8          | 5         | 13        | 38        | -        | -        | -        | -        | -        |
| <b>TOTALS</b> |               |             | <b>NHL</b> | <b>1</b>   | <b>0</b>  | <b>0</b>  | <b>0</b>  | <b>-</b> | <b>-</b> | <b>-</b> | <b>-</b> | <b>-</b> |
|               |               |             | <b>AHL</b> | <b>147</b> | <b>16</b> | <b>21</b> | <b>34</b> | <b>6</b> | <b>1</b> | <b>1</b> | <b>2</b> | <b>2</b> |



**WE ARE**



# FLAMES IN THE SYSTEM



## AARON MARVIN - C


**BORN:** Warrod, MIN  
**DATE:** May 27, 1988  
**HEIGHT:** 6'2"  
**WEIGHT:** 195 lbs.  
**SHOOTS:** Left

**HOW ACQUIRED:** 3rd round,  
 89th overall, in the 2006  
 Entry Draft

### REGULAR SEASON

### PLAYOFFS

| Season        | Club     | Lea.    | GP        | G         | A         | PTS       | PIM       | GP       | G        | A        | PTS      | PIM      |
|---------------|----------|---------|-----------|-----------|-----------|-----------|-----------|----------|----------|----------|----------|----------|
| 2005-06       | Warrod   | High-MN | 23        | 9         | 21        | 30        | 40        | -        | -        | -        | -        | -        |
| 2006-07       | Warrod   | High-MN | 15        | 16        | 22        | 38        | n/a       | -        | -        | -        | -        | -        |
|               | Tri-City | USHL    | 13        | 1         | 3         | 4         | 8         | 9        | 1        | 0        | 1        | 8        |
| 2007-08       | St.Cloud | NCAA    | 36        | 3         | 9         | 12        | 31        | 4        | 0        | 1        | 1        | 2        |
| <b>TOTALS</b> |          | NCAA    | <b>36</b> | <b>3</b>  | <b>9</b>  | <b>12</b> | <b>31</b> | <b>4</b> | <b>0</b> | <b>1</b> | <b>1</b> | <b>2</b> |
|               |          | USHL    | <b>13</b> | <b>1</b>  | <b>3</b>  | <b>4</b>  | <b>8</b>  | <b>9</b> | <b>1</b> | <b>0</b> | <b>1</b> | <b>8</b> |
|               |          | High-MN | <b>38</b> | <b>25</b> | <b>43</b> | <b>68</b> | <b>40</b> | -        | -        | -        | -        | -        |



## JOHN NEGRIN - D

**BORN:** West Vancouver, BC  
**DATE:** March 25, 1989  
**HEIGHT:** 6'3"  
**WEIGHT:** 205 lbs.  
**SHOOTS:** Left

**HOW ACQUIRED:** 3rd round,  
 70th overall, in the 2007  
 Entry Draft

### REGULAR SEASON

### PLAYOFFS

| Season        | Club         | Lea. | GP         | G        | A         | PTS       | PIM        | GP        | G        | A        | PTS      | PIM       |
|---------------|--------------|------|------------|----------|-----------|-----------|------------|-----------|----------|----------|----------|-----------|
| 2004-05       | Kootenay     | WHL  | 2          | 0        | 0         | 0         | 0          | -         | -        | -        | -        | -         |
|               | South Surrey | BCHL | 4          | 0        | 0         | 0         | 0          | -         | -        | -        | -        | -         |
| 2005-06       | Kootenay     | WHL  | 55         | 3        | 7         | 10        | 48         | 6         | 0        | 0        | 0        | 6         |
| 2006-07       | Kootenay     | WHL  | 44         | 1        | 15        | 16        | 57         | 7         | 0        | 2        | 2        | 8         |
| 2007-08       | Kootenay     | WHL  | 71         | 1        | 41        | 42        | 68         | 10        | 1        | 1        | 2        | 8         |
| <b>TOTALS</b> |              | WHL  | <b>172</b> | <b>5</b> | <b>63</b> | <b>68</b> | <b>173</b> | <b>23</b> | <b>1</b> | <b>3</b> | <b>4</b> | <b>22</b> |
|               |              | BCHL | <b>4</b>   | <b>0</b> | <b>0</b>  | <b>0</b>  | <b>0</b>   | -         | -        | -        | -        | -         |

**WE ARE**



# FLAMES IN THE SYSTEM



## GREG NEMISZ - RW

**BORN:** Courtice, ON  
**DATE:** June 5, 1990  
**HEIGHT:** 6'3"  
**WEIGHT:** 194 lbs.  
**SHOOTS:** Right

**HOW ACQUIRED:** 1st round,  
 25th overall, in the 2008  
 Entry Draft

### REGULAR SEASON

### PLAYOFFS

| Season        | Club    | Lea.       | GP         | G         | A         | PTS        | PIM       | GP       | G        | A        | PTS      | PIM      |
|---------------|---------|------------|------------|-----------|-----------|------------|-----------|----------|----------|----------|----------|----------|
| 2006-07       | Windsor | OHL        | 62         | 11        | 23        | 34         | 23        | -        | -        | -        | -        | -        |
| 2007-08       | Windsor | OHL        | 68         | 34        | 33        | 67         | 52        | 5        | 2        | 1        | 3        | 8        |
| <b>TOTALS</b> |         | <b>OHL</b> | <b>130</b> | <b>45</b> | <b>56</b> | <b>101</b> | <b>75</b> | <b>5</b> | <b>2</b> | <b>1</b> | <b>3</b> | <b>8</b> |



## BRETT PALIN - D

**BORN:** Nanaimo, BC  
**DATE:** June 23, 1984  
**HEIGHT:** 6'2"  
**WEIGHT:** 194 lbs.  
**SHOOTS:** Right

**HOW ACQUIRED:** Signed as a  
 free agent August 5, 2005

### REGULAR SEASON


### PLAYOFFS

| Season        | Club      | Lea.       | GP         | G        | A         | PTS       | PIM        | GP        | G        | A         | PTS       | PIM       |
|---------------|-----------|------------|------------|----------|-----------|-----------|------------|-----------|----------|-----------|-----------|-----------|
| 2000-01       | Kelowna   | WHL        | 39         | 0        | 0         | 0         | 25         | -         | -        | -         | -         | -         |
| 2001-02       | Kelowna   | WHL        | 70         | 0        | 1         | 1         | 88         | 15        | 0        | 0         | 0         | 4         |
| 2002-03       | Kelowna   | WHL        | 71         | 1        | 17        | 18        | 118        | 19        | 0        | 4         | 4         | 12        |
| 2003-04       | Kelowna   | WHL        | 72         | 1        | 16        | 17        | 106        | 17        | 0        | 5         | 5         | 24        |
| 2004-05       | Kelowna   | WHL        | 72         | 4        | 21        | 25        | 71         | 24        | 4        | 6         | 10        | 52        |
| 2005-06       | Omaha     | AHL        | 64         | 0        | 5         | 5         | 46         | -         | -        | -         | -         | -         |
| 2006-07       | Omaha     | AHL        | 78         | 1        | 9         | 10        | 71         | 6         | 1        | 0         | 1         | 0         |
| 2007-08       | Quad City | AHL        | 67         | 0        | 10        | 10        | 68         | -         | -        | -         | -         | -         |
| <b>TOTALS</b> |           | <b>AHL</b> | <b>209</b> | <b>1</b> | <b>24</b> | <b>25</b> | <b>185</b> | <b>6</b>  | <b>1</b> | <b>0</b>  | <b>1</b>  | <b>0</b>  |
|               |           | <b>WHL</b> | <b>324</b> | <b>6</b> | <b>55</b> | <b>61</b> | <b>408</b> | <b>75</b> | <b>4</b> | <b>15</b> | <b>19</b> | <b>92</b> |

**WE**  
**ARE**



# FLAMES IN THE SYSTEM



## ADAM PARDY - D


**BORN:** Bonavista, NF  
**DATE:** May 29, 1984  
**HEIGHT:** 6'4"  
**WEIGHT:** 217 lbs.  
**SHOOTS:** Left

**HOW ACQUIRED:** 6th round,  
 173rd overall, in the 2004 Draft

### REGULAR SEASON

### PLAYOFFS

| Season        | Club        | Lea.  | GP           | G          | A         | PTS       | PIM       | GP         | G         | A        | PTS      | PIM      |           |
|---------------|-------------|-------|--------------|------------|-----------|-----------|-----------|------------|-----------|----------|----------|----------|-----------|
| 2002-03       | Yarmouth    | MJAHL | 1            | 0          | 0         | 0         | 2         | -          | -         | -        | -        | -        |           |
|               | Antigonish  | MJAHL | 31           | 5          | 16        | 21        | 42        | -          | -         | -        | -        | -        |           |
|               | Cape Breton | QMJHL | 7            | 0          | 1         | 1         | 2         | 2          | 0         | 0        | 0        | 0        |           |
| 2003-04       | Cape Breton | QMJHL | 68           | 4          | 12        | 16        | 137       | 5          | 0         | 1        | 1        | 8        |           |
| 2004-05       | Cape Breton | QMJHL | 69           | 12         | 27        | 39        | 163       | 5          | 2         | 2        | 4        | 8        |           |
| 2005-06       | Omaha       | AHL   | 24           | 0          | 0         | 0         | 18        | -          | -         | -        | -        | -        |           |
|               | Las Vegas   | ECHL  | 41           | 1          | 11        | 12        | 55        | 10         | 2         | 1        | 3        | 12       |           |
| 2006-07       | Omaha       | AHL   | 70           | 2          | 6         | 8         | 60        | 6          | 1         | 1        | 2        | 0        |           |
| 2007-08       | Quad City   | AHL   | 65           | 5          | 13        | 18        | 67        | -          | -         | -        | -        | -        |           |
| <b>TOTALS</b> |             |       | <b>AHL</b>   | <b>159</b> | <b>7</b>  | <b>19</b> | <b>26</b> | <b>145</b> | <b>6</b>  | <b>1</b> | <b>1</b> | <b>2</b> | <b>0</b>  |
|               |             |       | <b>ECHL</b>  | <b>41</b>  | <b>1</b>  | <b>11</b> | <b>14</b> | <b>55</b>  | <b>10</b> | <b>2</b> | <b>1</b> | <b>3</b> | <b>12</b> |
|               |             |       | <b>QMJHL</b> | <b>144</b> | <b>16</b> | <b>40</b> | <b>56</b> | <b>302</b> | <b>12</b> | <b>2</b> | <b>3</b> | <b>5</b> | <b>16</b> |



## MATT PELECH - D

**BORN:** Toronto, ON  
**DATE:** September 4, 1987  
**HEIGHT:** 6'5"  
**WEIGHT:** 216 lbs.  
**SHOOTS:** Right

**HOW ACQUIRED:** 1st round,  
 26th overall, in the 2005  
 Entry Draft

### REGULAR SEASON

### PLAYOFFS

| Season        | Club       | Lea. | GP         | G          | A         | PTS       | PIM       | GP         | G         | A        | PTS      | PIM      |           |
|---------------|------------|------|------------|------------|-----------|-----------|-----------|------------|-----------|----------|----------|----------|-----------|
| 2002-03       | Vaughan    | GTHL | 44         | 3          | 13        | 16        | 113       | -          | -         | -        | -        | -        |           |
| 2003-04       | Sarnia     | OHL  | 62         | 4          | 6         | 10        | 39        | 5          | 0         | 1        | 1        | 12       |           |
| 2004-05       | Sarnia     | OHL  | 31         | 1          | 5         | 6         | 74        | -          | -         | -        | -        | -        |           |
| 2005-06       | Sarnia     | OHL  | 18         | 0          | 2         | 2         | 59        | -          | -         | -        | -        | -        |           |
|               | London     | OHL  | 34         | 1          | 7         | 8         | 80        | 19         | 0         | 0        | 0        | 48       |           |
| 2006-07       | Belleville | OHL  | 58         | 5          | 30        | 35        | 171       | 12         | 0         | 3        | 3        | 22       |           |
| 2007-08       | Quad City  | AHL  | 77         | 3          | 6         | 9         | 141       | -          | -         | -        | -        | -        |           |
| <b>TOTALS</b> |            |      | <b>AHL</b> | <b>77</b>  | <b>3</b>  | <b>6</b>  | <b>9</b>  | <b>141</b> | <b>-</b>  | <b>-</b> | <b>-</b> | <b>-</b> | <b>-</b>  |
|               |            |      | <b>OHL</b> | <b>203</b> | <b>11</b> | <b>50</b> | <b>61</b> | <b>423</b> | <b>36</b> | <b>0</b> | <b>4</b> | <b>4</b> | <b>82</b> |



# FLAMES IN THE SYSTEM



## WARREN PETERS - C

**BORN:** Saskatoon, SK

**DATE:** July 10, 1982

**HEIGHT:** 6'0"

**WEIGHT:** 193 lbs.


**SHOOTS:** Left

**HOW ACQUIRED:** Signed as a free agent June 18th, 2007

### REGULAR SEASON

### PLAYOFFS

| Season        | Club      | Lea. | GP          | G          | A          | PTS        | PIM        | GP         | G         | A        | PTS       | PIM       |           |
|---------------|-----------|------|-------------|------------|------------|------------|------------|------------|-----------|----------|-----------|-----------|-----------|
| 1998-99       | Saskatoon | WHL  | 53          | 8          | 6          | 14         | 111        | -          | -         | -        | -         | -         |           |
| 1999-00       | Saskatoon | WHL  | 70          | 11         | 17         | 28         | 97         | 10         | 1         | 2        | 3         | 13        |           |
| 2000-01       | Saskatoon | WHL  | 63          | 27         | 14         | 41         | 111        | -          | -         | -        | -         | -         |           |
| 2001-02       | Saskatoon | WHL  | 72          | 34         | 26         | 60         | 115        | 7          | 1         | 4        | 5         | 13        |           |
| 2002-03       | Saskatoon | WHL  | 71          | 31         | 44         | 75         | 108        | 6          | 1         | 6        | 7         | 6         |           |
|               | Portland  | AHL  | 1           | 0          | 0          | 0          | 0          | -          | -         | -        | -         | -         |           |
| 2003-04       | Utah      | AHL  | 55          | 4          | 4          | 8          | 63         | -          | -         | -        | -         | -         |           |
|               | Idaho     | ECHL | 21          | 6          | 7          | 13         | 33         | -          | -         | -        | -         | -         |           |
| 2004-05       | Idaho     | ECHL | 69          | 23         | 23         | 46         | 131        | 4          | 0         | 1        | 1         | 12        |           |
| 2005-06       | Omaha     | AHL  | 77          | 15         | 10         | 25         | 133        | -          | -         | -        | -         | -         |           |
| 2006-07       | Omaha     | AHL  | 79          | 17         | 16         | 33         | 95         | 6          | 2         | 1        | 3         | 4         |           |
| 2007-08       | Quad City | AHL  | 75          | 11         | 13         | 24         | 74         | -          | -         | -        | -         | -         |           |
| <b>TOTALS</b> |           |      | <b>AHL</b>  | <b>287</b> | <b>47</b>  | <b>43</b>  | <b>90</b>  | <b>365</b> | <b>6</b>  | <b>2</b> | <b>1</b>  | <b>3</b>  | <b>4</b>  |
|               |           |      | <b>ECHL</b> | <b>90</b>  | <b>29</b>  | <b>30</b>  | <b>59</b>  | <b>164</b> | <b>4</b>  | <b>0</b> | <b>1</b>  | <b>1</b>  | <b>12</b> |
|               |           |      | <b>WHL</b>  | <b>329</b> | <b>111</b> | <b>107</b> | <b>218</b> | <b>542</b> | <b>23</b> | <b>3</b> | <b>12</b> | <b>15</b> | <b>32</b> |



## DAN RYDER - C

**BORN:** Bonavista, Nfld.

**DATE:** January 12, 1987

**HEIGHT:** 6'0"

**WEIGHT:** 188 lbs.

**SHOOTS:** Right


**HOW ACQUIRED:** 3rd round, 74th overall, in the 2005 Entry Draft

### REGULAR SEASON

### PLAYOFFS

| Season        | Club         | Lea. | GP         | G          | A          | PTS        | PIM        | GP         | G         | A         | PTS       | PIM       |           |
|---------------|--------------|------|------------|------------|------------|------------|------------|------------|-----------|-----------|-----------|-----------|-----------|
| 2003-04       | Peterborough | OHL  | 63         | 20         | 32         | 52         | 16         | -          | -         | -         | -         | -         |           |
| 2004-05       | Peterborough | OHL  | 68         | 29         | 53         | 82         | 55         | -          | -         | -         | -         | -         |           |
| 2005-06       | Peterborough | OHL  | 65         | 38         | 44         | 82         | 57         | 19         | 15        | 16        | 31        | 22        |           |
| 2006-07       | Peterborough | OHL  | 29         | 24         | 35         | 59         | 21         | -          | -         | -         | -         | -         |           |
|               | Plymouth     | OHL  | 28         | 16         | 17         | 33         | 4          | 25         | 8         | 11        | 19        | 12        |           |
| 2007-08       | Quad City    | AHL  | 6          | 1          | 4          | 5          | 2          | -          | -         | -         | -         | -         |           |
| <b>TOTALS</b> |              |      | <b>AHL</b> | <b>6</b>   | <b>1</b>   | <b>4</b>   | <b>5</b>   | <b>2</b>   | <b>-</b>  | <b>-</b>  | <b>-</b>  | <b>-</b>  |           |
|               |              |      | <b>OHL</b> | <b>253</b> | <b>127</b> | <b>181</b> | <b>308</b> | <b>153</b> | <b>44</b> | <b>23</b> | <b>27</b> | <b>50</b> | <b>34</b> |

# FLAMES IN THE SYSTEM



## AKI SEITSONEN – C


**BORN:** Riihimaki, FIN  
**DATE:** February 5, 1986  
**HEIGHT:** 6'4"  
**WEIGHT:** 206 lbs.  
**SHOOTS:** Right

**HOW ACQUIRED:** 4th round,  
 118th overall, in the 2004  
 Entry Draft

### REGULAR SEASON

### PLAYOFFS

| Season        | Club          | Lea.        | GP          | G          | A         | PTS       | PIM        | GP        | G         | A        | PTS      | PIM       |           |
|---------------|---------------|-------------|-------------|------------|-----------|-----------|------------|-----------|-----------|----------|----------|-----------|-----------|
| 22001-02      | Ahmat C       | Finland-Jr. | 14          | 15         | 16        | 31        | 10         | 6         | 5         | 3        | 8        | 4         |           |
| 2002-03       | HPK-B Jr.     | Finland-Jr. | 28          | 15         | 18        | 33        | 6          | 2         | 1         | 1        | 2        | 0         |           |
|               | HPK Jr.       | Finland-Jr. | 1           | 1          | 0         | 1         | 0          | -         | -         | -        | -        | -         |           |
| 2003-04       | Prince Albert | WHL         | 71          | 16         | 24        | 40        | 18         | 5         | 0         | 0        | 0        | 0         |           |
| 2004-05       | Prince Albert | WHL         | 67          | 24         | 28        | 52        | 14         | 17        | 5         | 9        | 14       | 10        |           |
|               | Finland       | WJC-A       | 6           | 1          | 0         | 1         | 0          | -         | -         | -        | -        | -         |           |
| 2005-06       | Omaha         | AHL         | 7           | 0          | 0         | 0         | 2          | -         | -         | -        | -        | -         |           |
|               | Prince Albert | WHL         | 66          | 20         | 15        | 35        | 22         | -         | -         | -        | -        | -         |           |
| 2006-07       | Las Vegas     | ECHL        | 59          | 14         | 18        | 32        | 16         | 5         | 0         | 2        | 2        | 2         |           |
|               | Omaha         | AHL         | 13          | 1          | 3         | 4         | 0          | -         | -         | -        | -        | -         |           |
| 2007-08       | Las Vegas     | ECHL        | 70          | 18         | 18        | 36        | 14         | 21        | 7         | 3        | 10       | 4         |           |
| <b>TOTALS</b> |               |             | <b>AHL</b>  | <b>20</b>  | <b>1</b>  | <b>3</b>  | <b>4</b>   | <b>2</b>  | -         | -        | -        | -         |           |
|               |               |             | <b>ECHL</b> | <b>129</b> | <b>32</b> | <b>36</b> | <b>68</b>  | <b>30</b> | <b>26</b> | <b>7</b> | <b>5</b> | <b>12</b> | <b>6</b>  |
|               |               |             | <b>WHL</b>  | <b>204</b> | <b>60</b> | <b>67</b> | <b>127</b> | <b>54</b> | <b>22</b> | <b>5</b> | <b>9</b> | <b>14</b> | <b>10</b> |



## C.J. SEVERYN – LW

**BORN:** Beaver, PA  
**DATE:** June 2, 1989  
**HEIGHT:** 6'0"  
**WEIGHT:** 185 lbs.  
**SHOOTS:** Left

**DRAFTED:** 7th round, 186th  
 overall, in the 2007 Entry Draft

### REGULAR SEASON

### PLAYOFFS

| Season        | Club        | Lea. | GP          | G         | A        | PTS      | PIM       | GP        | G        | A        | PTS      | PIM      |
|---------------|-------------|------|-------------|-----------|----------|----------|-----------|-----------|----------|----------|----------|----------|
| 22006-07      | US Nat U-18 | USDP | 30          | 5         | 8        | 13       | 24        | -         | -        | -        | -        | -        |
| 2007-08       | Ohio State  | CCHA | 30          | 0         | 2        | 2        | 20        | 2         | 0        | 0        | 0        | 0        |
| <b>TOTALS</b> |             |      | <b>CCHA</b> | <b>30</b> | <b>0</b> | <b>2</b> | <b>2</b>  | <b>20</b> | <b>2</b> | <b>0</b> | <b>0</b> | <b>0</b> |
|               |             |      | <b>USDP</b> | <b>30</b> | <b>5</b> | <b>8</b> | <b>13</b> | <b>24</b> | -        | -        | -        | -        |

**WE**  
**ARE**



# FLAMES IN THE SYSTEM



## DAN SPANG - D


**BORN:** Winchester, MA  
**DATE:** August 16, 1983  
**HEIGHT:** 6'0"  
**WEIGHT:** 199 lbs.  
**SHOOTS:** Left

**HOW ACQUIRED:** Signed as a free agent in July 2008

### REGULAR SEASON

### PLAYOFFS

| Season        | Club         | Lea. | GP         | G          | A         | PTS       | PIM       | GP        | G | A | PTS | PIM |
|---------------|--------------|------|------------|------------|-----------|-----------|-----------|-----------|---|---|-----|-----|
| 2002-03       | Boston Univ. | HE   | 27         | 3          | 6         | 9         | 14        | -         | - | - | -   | -   |
| 2002-03       | Boston Univ. | HE   | 38         | 5          | 9         | 14        | 12        | -         | - | - | -   | -   |
| 2003-04       | Boston Univ. | HE   | 41         | 3          | 13        | 16        | 22        | -         | - | - | -   | -   |
| 2004-05       | Boston Univ. | HE   | 40         | 9          | 22        | 31        | 14        | -         | - | - | -   | -   |
| 2005-06       | Cleveland    | AHL  | 8          | 0          | 0         | 0         | 8         | -         | - | - | -   | -   |
| 2006-07       | Worcester    | AHL  | 48         | 4          | 21        | 25        | 18        | -         | - | - | -   | -   |
| 2007-08       | Worcester    | AHL  | 77         | 8          | 23        | 31        | 41        | -         | - | - | -   | -   |
| <b>TOTALS</b> |              |      | <b>AHL</b> | <b>133</b> | <b>12</b> | <b>44</b> | <b>56</b> | <b>59</b> | - | - | -   | -   |



## JAMES SPRATT - G

**BORN:** Detroit, MI  
**DATE:** November 10, 1985  
**HEIGHT:** 6'1"  
**WEIGHT:** 185 lbs.  
**CATCHES:** Left

**DRAFTED:** 7th round, 213th overall, in the 2004 Entry Draft

### REGULAR SEASON

### PLAYOFFS

| Season        | Club          | Lea. | GP          | W         | L         | T         | MINS     | GA          | SO         | GAA      | GP          | W        | L        | MINS     | GA         | SO       | GAA      |             |
|---------------|---------------|------|-------------|-----------|-----------|-----------|----------|-------------|------------|----------|-------------|----------|----------|----------|------------|----------|----------|-------------|
| 2002-03       | Sioux City    | USHL | 18          | 6         | 6         | 2         | 905      | 49          | 0          | 3.25     | -           | -        | -        | -        | -          | -        | -        |             |
| 2003-04       | Sioux City    | USHL | 34          | 19        | 6         | 5         | 1922     | 75          | 3          | 2.34     | 7           | 4        | 3        | 468      | 19         | 0        | 2.44     |             |
| 2004-05       | Sioux City    | USHL | 42          | 24        | 11        | 3         | 2328     | 109         | 2          | 2.81     | 13          | 8        | 5        | 752      | 32         | 1        | 2.55     |             |
| 2005-06       | Bowling Green | CCHA | 15          | 4         | 9         | 1         | 864      | 64          | 0          | 4.44     | -           | -        | -        | -        | -          | -        | -        |             |
| 2006-07       | Bowling Green | CCHA | 29          | 6         | 20        | 1         | 1606     | 95          | 0          | 3.55     | -           | -        | -        | -        | -          | -        | -        |             |
| 2007-08       | Bowling Green | CCHA | 16          | 5         | 10        | 0         | 910      | 45          | 0          | 2.97     | 3           | 1        | 1        | 142      | 9          | 0        | 3.80     |             |
| <b>TOTALS</b> |               |      | <b>CCHA</b> | <b>60</b> | <b>15</b> | <b>39</b> | <b>2</b> | <b>3380</b> | <b>204</b> | <b>0</b> | <b>3.62</b> | <b>3</b> | <b>1</b> | <b>1</b> | <b>142</b> | <b>9</b> | <b>0</b> | <b>3.80</b> |

**WE  
ARE**



# FLAMES IN THE SYSTEM



## BRETT SUTTER – LW


**BORN:** Viking, AB  
**DATE:** June 2, 1987  
**HEIGHT:** 6'0"  
**WEIGHT:** 196 lbs.  
**SHOOTS:** Left

**HOW ACQUIRED:** 6th round,  
 179th overall, in the 2005  
 Entry Draft

### REGULAR SEASON

### PLAYOFFS

| Season        | Club      | Lea.       | GP         | G         | A         | PTS        | PIM        | GP        | G        | A        | PTS       | PIM       |
|---------------|-----------|------------|------------|-----------|-----------|------------|------------|-----------|----------|----------|-----------|-----------|
| 2003-04       | Kootenay  | WHL        | 44         | 5         | 7         | 12         | 26         | 4         | 0        | 0        | 0         | 4         |
| 2004-05       | Kootenay  | WHL        | 70         | 8         | 11        | 19         | 70         | 16        | 1        | 2        | 3         | 16        |
| 2005-06       | Kootenay  | WHL        | 16         | 8         | 7         | 15         | 21         | -         | -        | -        | -         | -         |
|               | Red Deer  | WHL        | 57         | 9         | 26        | 35         | 80         | -         | -        | -        | -         | -         |
| 2006-07       | Red Deer  | WHL        | 67         | 28        | 29        | 57         | 77         | 7         | 3        | 4        | 7         | 11        |
| 2007-08       | Quad City | AHL        | 75         | 4         | 6         | 10         | 63         | -         | -        | -        | -         | -         |
| <b>TOTALS</b> |           | <b>AHL</b> | <b>75</b>  | <b>4</b>  | <b>6</b>  | <b>10</b>  | <b>63</b>  | -         | -        | -        | -         | -         |
|               |           | <b>WHL</b> | <b>254</b> | <b>58</b> | <b>80</b> | <b>138</b> | <b>274</b> | <b>27</b> | <b>4</b> | <b>6</b> | <b>10</b> | <b>31</b> |



## JONATHAN TREMBLAY – RW

**BORN:** Fauquier, ON  
**DATE:** March 3, 1984  
**HEIGHT:** 6'3"  
**WEIGHT:** 234 lbs.  
**SHOOTS:** Right

**HOW ACQUIRED:** Signed as a  
 free agent on July 2008

### REGULAR SEASON

### PLAYOFFS

| Season        | Club            | Lea.         | GP         | G        | A        | PTS      | PIM        | GP        | G        | A        | PTS      | PIM       |
|---------------|-----------------|--------------|------------|----------|----------|----------|------------|-----------|----------|----------|----------|-----------|
| 2001-02       | Acadie-Bathurst | QMJHL        | 2          | 0        | 0        | 0        | 5          | 1         | 0        | 0        | 0        | 0         |
| 2002-03       | Acadie-Bathurst | QMJHL        | 62         | 0        | 1        | 1        | 232        | 9         | 0        | 0        | 0        | 45        |
| 2003-04       | Acadie-Bathurst | QMJHL        | 60         | 3        | 0        | 3        | 316        | -         | -        | -        | -        | -         |
| 2004-05       | Johnstown       | ECHL         | 46         | 2        | 3        | 5        | 136        | -         | -        | -        | -        | -         |
|               | Cleveland       | AHL          | 1          | 0        | 0        | 0        | 0          | -         | -        | -        | -        | -         |
| 2005-06       | Toledo          | ECHL         | 1          | 0        | 0        | 0        | 0          | -         | -        | -        | -        | -         |
|               | Quad City       | UHL          | 37         | 0        | 2        | 2        | 62         | -         | -        | -        | -        | -         |
|               | Kalamazoo       | UHL          | 8          | 0        | 0        | 0        | 20         | -         | -        | -        | -        | -         |
| 2006-07       | Fresno          | ECHL         | 63         | 0        | 2        | 2        | 133        | -         | -        | -        | -        | -         |
|               | Worcester       | AHL          | 3          | 0        | 0        | 0        | 5          | -         | -        | -        | -        | -         |
| 2007-08       | Worcester       | AHL          | 17         | 0        | 1        | 1        | 37         | -         | -        | -        | -        | -         |
| <b>TOTALS</b> |                 | <b>AHL</b>   | <b>21</b>  | <b>0</b> | <b>1</b> | <b>1</b> | <b>42</b>  | -         | -        | -        | -        | -         |
|               |                 | <b>ECHL</b>  | <b>110</b> | <b>2</b> | <b>5</b> | <b>7</b> | <b>269</b> | -         | -        | -        | -        | -         |
|               |                 | <b>UHL</b>   | <b>45</b>  | <b>0</b> | <b>2</b> | <b>2</b> | <b>82</b>  | -         | -        | -        | -        | -         |
|               |                 | <b>QMJHL</b> | <b>124</b> | <b>3</b> | <b>1</b> | <b>4</b> | <b>553</b> | <b>10</b> | <b>0</b> | <b>0</b> | <b>0</b> | <b>45</b> |

# FLAMES IN THE SYSTEM



## PETER VANDERMEER - LW


**BORN:** Red Deer, AB  
**DATE:** October 14, 1975  
**HEIGHT:** 6'0"  
**WEIGHT:** 209 lbs.  
**SHOOTS:** Left

**HOW ACQUIRED:** Signed as a free agent on July 2, 2008

### REGULAR SEASON

### PLAYOFFS

| Season        | Club         | Lea. | GP         | G          | A         | PTS       | PIM        | GP          | G         | A        | PTS      | PIM      |            |
|---------------|--------------|------|------------|------------|-----------|-----------|------------|-------------|-----------|----------|----------|----------|------------|
| 1992-93       | Red Deer     | WHL  | 2          | 0          | 0         | 0         | 0          | -           | -         | -        | -        | -        |            |
| 1993-94       | Red Deer     | WHL  | 54         | 4          | 9         | 13        | 170        | 4           | 0         | 0        | 0        | 20       |            |
| 1994-95       | Red Deer     | WHL  | 61         | 16         | 16        | 32        | 218        | -           | -         | -        | -        | -        |            |
| 1995-96       | Red Deer     | WHL  | 63         | 21         | 40        | 61        | 207        | 10          | 5         | 8        | 13       | 25       |            |
| 1996-97       | Columbus     | ECHL | 30         | 6          | 11        | 17        | 195        | 7           | 2         | 1        | 3        | 26       |            |
| 1997-98       | Rochester    | AHL  | 30         | 4          | 2         | 6         | 140        | 4           | 1         | 0        | 1        | 13       |            |
|               | Columbus     | ECHL | 20         | 4          | 7         | 11        | 78         | -           | -         | -        | -        | -        |            |
|               | Richmond     | ECHL | 18         | 2          | 5         | 7         | 165        | -           | -         | -        | -        | -        |            |
| 1998-99       | B.C.         | UHL  | 62         | 15         | 21        | 36        | 390        | 5           | 2         | 2        | 4        | 0        |            |
|               | Rochester    | AHL  | 2          | 1          | 0         | 1         | 16         | 16          | 1         | 0        | 1        | 38       |            |
| 1999-00       | Richmond     | ECHL | 58         | 31         | 25        | 56        | 457        | 3           | 0         | 1        | 1        | 20       |            |
|               | Wilkes-Barre | AHL  | 4          | 0          | 0         | 0         | 7          | -           | -         | -        | -        | -        |            |
|               | Providence   | AHL  | -          | -          | -         | -         | -          | 9           | 0         | 3        | 3        | 2        |            |
| 2000-01       | Providence   | AHL  | 62         | 19         | 18        | 37        | 240        | 4           | 0         | 0        | 0        | 16       |            |
| 2001-02       | Trenton      | ECHL | 2          | 0          | 1         | 1         | 2          | -           | -         | -        | -        | -        |            |
|               | Philadelphia | AHL  | 61         | 5          | 1         | 6         | 313        | 5           | 0         | 0        | 0        | 8        |            |
| 2002-03       | Philadelphia | AHL  | 77         | 5          | 8         | 13        | 335        | -           | -         | -        | -        | -        |            |
| 2003-04       | Philadelphia | AHL  | 71         | 5          | 8         | 13        | 398        | 12          | 1         | 0        | 1        | 29       |            |
| 2004-05       | Grand Rapids | AHL  | 73         | 4          | 13        | 17        | 310        | -           | -         | -        | -        | -        |            |
| 2005-06       | Hamilton     | AHL  | 67         | 6          | 6         | 12        | 276        | -           | -         | -        | -        | -        |            |
| 2006-07       | Hershey      | AHL  | 26         | 2          | 5         | 7         | 129        | 2           | 0         | 0        | 0        | 0        |            |
| 2007-08       | San Antonio  | AHL  | 38         | 2          | 6         | 8         | 332        | -           | -         | -        | -        | -        |            |
|               | Phoenix      | NHL  | 2          | 0          | 0         | 0         | 0          | -           | -         | -        | -        | -        |            |
| <b>TOTALS</b> |              |      | <b>NHL</b> | <b>2</b>   | <b>0</b>  | <b>0</b>  | <b>0</b>   | <b>0</b>    | <b>-</b>  | <b>-</b> | <b>-</b> | <b>-</b> |            |
|               |              |      | <b>AHL</b> | <b>511</b> | <b>54</b> | <b>67</b> | <b>121</b> | <b>2496</b> | <b>52</b> | <b>3</b> | <b>3</b> | <b>6</b> | <b>104</b> |



## MITCH WAHL - C

**BORN:** Seal Beach, CA  
**DATE:** January 22, 1990  
**HEIGHT:** 6'0"  
**WEIGHT:** 185 lbs.  
**SHOOTS:** Right

**HOW ACQUIRED:** 2nd round, 48th overall, in the 2008 Entry Draft

### REGULAR SEASON

### PLAYOFFS

| Season        | Club    | Lea. | GP         | G          | A         | PTS       | PIM        | GP         | G         | A        | PTS      | PIM       |           |
|---------------|---------|------|------------|------------|-----------|-----------|------------|------------|-----------|----------|----------|-----------|-----------|
| 2005-06       | Spokane | WHL  | 2          | 0          | 0         | 0         | 0          | -          | -         | -        | -        | -         |           |
| 2006-07       | Spokane | WHL  | 69         | 16         | 32        | 48        | 50         | 4          | 0         | 1        | 1        | 5         |           |
| 2007-08       | Spokane | WHL  | 67         | 20         | 53        | 73        | 63         | 21         | 6         | 8        | 14       | 20        |           |
| <b>TOTALS</b> |         |      | <b>WHL</b> | <b>138</b> | <b>36</b> | <b>85</b> | <b>121</b> | <b>113</b> | <b>25</b> | <b>6</b> | <b>9</b> | <b>15</b> | <b>25</b> |

# FLAMES IN THE SYSTEM



## J.D. WATT - RW


**BORN:** Calgary, AB  
**DATE:** May 25, 1987  
**HEIGHT:** 6'2"  
**WEIGHT:** 200 lbs.  
**SHOOTS:** Right

**HOW ACQUIRED:** 4th round,  
 111th overall, in the 2005  
 Entry Draft

### REGULAR SEASON

### PLAYOFFS

| Season        | Club       | Lea.       | GP         | G         | A         | PTS        | PIM        | GP        | G        | A         | PTS       | PIM        |
|---------------|------------|------------|------------|-----------|-----------|------------|------------|-----------|----------|-----------|-----------|------------|
| 2003-04       | Drumheller | AJHL       | 59         | 20        | 17        | 37         | 245        | -         | -        | -         | -         | -          |
|               | Vancouver  | WHL        | 3          | 1         | 0         | 1          | 0          | 10        | 0        | 3         | 3         | 14         |
| 2004-05       | Vancouver  | WHL        | 66         | 6         | 7         | 13         | 213        | -         | -        | -         | -         | -          |
| 2005-06       | Vancouver  | WHL        | 58         | 8         | 29        | 37         | 199        | 18        | 4        | 3         | 7         | 42         |
| 2006-07       | Vancouver  | WHL        | 70         | 34        | 19        | 53         | 182        | 26        | 3        | 6         | 9         | 86         |
| 2007-08       | Red Deer   | WHL        | 29         | 7         | 8         | 15         | 87         | -         | -        | -         | -         | -          |
|               | Regina     | WHL        | 29         | 6         | 16        | 22         | 82         | 6         | 2        | 6         | 8         | 19         |
| <b>TOTALS</b> |            | <b>WHL</b> | <b>255</b> | <b>62</b> | <b>79</b> | <b>141</b> | <b>763</b> | <b>60</b> | <b>9</b> | <b>18</b> | <b>27</b> | <b>161</b> |



## RYAN WILSON - D

**BORN:** Windsor, ON  
**DATE:** February 3, 1987  
**HEIGHT:** 6'1"  
**WEIGHT:** 208 lbs.  
**SHOOTS:** Left

**HOW ACQUIRED:** Signed as a  
 free agent on July 1, 2008

### REGULAR SEASON

### PLAYOFFS

| Season        | Club    | Lea.       | GP         | G         | A          | PTS        | PIM        | GP        | G        | A         | PTS       | PIM       |
|---------------|---------|------------|------------|-----------|------------|------------|------------|-----------|----------|-----------|-----------|-----------|
| 2003-04       | Toronto | OHL        | 58         | 3         | 22         | 25         | 88         | 18        | 3        | 7         | 10        | 16        |
| 2004-05       | Toronto | OHL        | 68         | 13        | 24         | 37         | 149        | 10        | 4        | 5         | 9         | 12        |
| 2005-06       | Toronto | OHL        | 64         | 12        | 49         | 61         | 145        | 4         | 1        | 3         | 4         | 12        |
| 2006-07       | Sarnia  | OHL        | 68         | 17        | 58         | 75         | 136        | 4         | 1        | 3         | 4         | 14        |
| 2007-08       | Sarnia  | OHL        | 58         | 7         | 64         | 71         | 84         | 9         | 0        | 7         | 7         | 19        |
| <b>TOTALS</b> |         | <b>OHL</b> | <b>316</b> | <b>52</b> | <b>217</b> | <b>269</b> | <b>602</b> | <b>45</b> | <b>9</b> | <b>25</b> | <b>34</b> | <b>73</b> |

**WE  
ARE**



# FLAMES IN THE SYSTEM

## CALGARY FLAMES 2008 MAIN TRAINING CAMP ALPHABETICAL ROSTER

| #  | PLAYER NAME       | POS. | #  | PLAYER NAME          | POS. |
|----|-------------------|------|----|----------------------|------|
| 75 | Armstrong, John   | C    | 45 | Lundmark, Jamie      | C    |
| 33 | Aucoin, Adrian    | RD   | 1  | McElhinney, Curtis   | G    |
| 60 | Backlund, Mikael  | C    | 25 | Moss, David          | RW   |
| 67 | Baldwin, Gord     | LD   | 61 | Negrin, John         | LD   |
| 7  | Bertuzzi, Todd    | RW   | 23 | Nystrom, Eric        | LW   |
| 17 | Bourque, Rene     | LW   | 50 | Palin, Brett         | RD   |
| 41 | Boyd, Dustin      | C/LW | 55 | Pardy, Adam          | LD   |
| 13 | Cammalleri, Mike  | LW   | 56 | Pelech, Matt         | RD   |
| 74 | Carpentier, Hugo  | C    | 63 | Peters, Warren       | C    |
| 62 | Chucko, Kris      | RW   | 3  | Phaneuf, Dion        | RD   |
| 49 | Cole, Brad        | LD   | 19 | Primeau, Wayne       | C    |
| 24 | Conroy, Craig     | C    | 29 | Prust, Brandon       | RW   |
| 65 | Cracknell, Adam   | RW   | 28 | Regehr, Robyn        | LD   |
| 53 | Cunning, Cam      | LW   | 27 | Roy, Andre           | LW   |
| 8  | Eriksson, Anders  | LD   | 43 | Ryder, Dan           | C    |
| 39 | Germyn, Carsen    | RW   | 6  | Sarich, Cory         | RD   |
| 5  | Giordano, Mark    | LD   | 68 | Seitsonen, Aki       | RW   |
| 20 | Glencross, Curtis | LW   | 71 | Spang, Dan           | LD   |
| 47 | Greentree, Kyle   | LW   | 42 | Sutter, Brett        | LW   |
| 12 | Iginla, Jarome    | RW   | 64 | Tremblay, Jonathan   | RW   |
| 35 | Irving, Leland    | G    | 59 | Van der Gulik, David | LW   |
| 36 | Keetley, Matt     | G    | 4  | Vandermeer, Jim      | LD   |
| 34 | Kiprusoff, Miikka | G    | 46 | Vandermeer, Pete     | LW   |
| 38 | Lalande, Kevin    | G    | 44 | Warrener, Rhett      | RD   |
| 22 | Langkow, Daymond  | C    | 69 | Watt, J.D.           | RW   |
| 18 | Lombardi, Matthew | C    | 78 | Wilson, Ryan         | LD   |



# 2008 NHL ENTRY DRAFT



First round draft pick Greg Nemisz is welcomed to the organization by Darryl Sutter and the Scouting staff.




Mitch Wahl  
2nd round, 48th Overall 2008



T.J. Brodie  
4th Round, 114th Overall 2008

## 2008 FLAMES ENTRY DRAFT SELECTIONS & AMATEUR STATISTICS

| Rd Pick | Player                | Pos. | Ht.   | Wt. | S | 2007-08 Club        | GP | G  | A  | PTS | PIM |
|---------|-----------------------|------|-------|-----|---|---------------------|----|----|----|-----|-----|
| 1       | 25 Greg Nemisz        | RW   | 6'3"  | 197 | L | Windsor (OHL)       | 68 | 34 | 33 | 67  | 52  |
| 2       | 48 Mitch Wahl         | C    | 6'0"  | 175 | R | Spokane (WHL)       | 67 | 20 | 53 | 73  | 63  |
| 3       | 78 Lance Bouma        | LW   | 6'0"  | 210 | L | Vancouver (WHL)     | 71 | 12 | 23 | 35  | 93  |
| 4       | 108 Nicholas Larson   | LW   | 6'2"  | 182 | L | Waterloo (USHL)     | 57 | 19 | 19 | 38  | 66  |
| 4       | 114 T.J. Brodie       | D    | 6'1"  | 170 | L | Saginaw (OHL)       | 68 | 4  | 26 | 30  | 73  |
| 6       | 168 Ryley Grantham    | LW   | 6'3"  | 207 | L | Moose Jaw (WHL)     | 66 | 10 | 9  | 19  | 163 |
| 7       | 198 Alexander Deilert | D    | 5'10" | 180 | R | Djurgarden (SWE-Jr) | 38 | 6  | 12 | 18  | 70  |



Greg Nemisz  
1st Round, 25th Overall

## 2008

| RD | NO  | PLAYER            | POS |
|----|-----|-------------------|-----|
| 1  | 25  | Greg Nemisz       | RW  |
| 2  | 48  | Mitch Wahl        | C   |
| 3  | 78  | Lance Bouma       | LW  |
| 4  | 108 | Nicholas Larson   | LW  |
| 4  | 114 | T.J. Brodie       | D   |
| 6  | 168 | Ryley Grantham    | LW  |
| 7  | 198 | Alexander Deilert | D   |

## 2007

| RD | NO  | PLAYER          | POS |
|----|-----|-----------------|-----|
| 1  | 24  | Mikael Backlund | C   |
| 3  | 70  | John Negrin     | D   |
| 4  | 116 | Keith Aulie     | D   |
| 5  | 143 | Mickey Renaud   | C   |
| 7  | 186 | C.J. Severyn    | LW  |

## 2006

| RD | NO  | PLAYER          | POS  |
|----|-----|-----------------|------|
| 1  | 26  | Leland Irving   | G    |
| 3  | 87  | John Armstrong  | C/RW |
| 3  | 89  | Aaron Marvin    | C/W  |
| 4  | 118 | Hugo Carpentier | C    |
| 5  | 149 | Juuso Puustinen | RW   |
| 6  | 179 | Jordan Fulton   | C    |
| 7  | 187 | Devin Didionete | LW   |
| 7  | 209 | Per Jonsson     | D    |

## 2005

| RD | NO  | PLAYER        | POS |
|----|-----|---------------|-----|
| 1  | 26  | Matt Pelech   | D   |
| 3  | 69  | Gord Baldwin  | D   |
| 3  | 74  | Dan Ryder     | C   |
| 4  | 111 | J.D. Watt     | RW  |
| 5  | 128 | Kevin Lalonde | G   |
| 5  | 158 | Matt Keetley  | G   |
| 6  | 179 | Brett Sutter  | C   |
| 7  | 221 | Myles Rumsey  | D   |



# AMATEUR AND ENTRY DRAFT 1993-2004

## 2004

| RD | NO  | PLAYER            | POS  |
|----|-----|-------------------|------|
| 1  | 24  | Kris Chucko       | LW   |
| 3  | 70  | Brandon Prust     | C/LW |
| 3  | 98  | Dustin Boyd       | C    |
| 4  | 118 | Aki Seitsonen     | C    |
| 4  | 121 | Kristopher Hogg   | LW   |
| 6  | 173 | Adam Pardy        | D    |
| 6  | 182 | Fred Wikner       | W    |
| 7  | 200 | Matthew Schneider | C    |
| 7  | 213 | James Spratt      | G    |
| 9  | 279 | Adam Cracknell    | RW   |

## 2003

| RD | NO  | PLAYER           | POS |
|----|-----|------------------|-----|
| 1  | 9   | Dion Phaneuf     | D   |
| 2  | 39  | Tim Ramholt      | D   |
| 3  | 97  | Ryan Donally     | LW  |
| 4  | 112 | Jamie Tardif     | RW  |
| 5  | 143 | Greg Moore       | RW  |
| 6  | 173 | Tyler Johnson    | C   |
| 7  | 206 | Thomas Bellemare | D   |
| 8  | 240 | Cam Cuning       | LW  |
| 9  | 270 | Kevin Harvey     | LW  |

## 2002

| RD | NO  | PLAYER            | POS |
|----|-----|-------------------|-----|
| 1  | 10  | Eric Nystrom      | LW  |
| 2  | 39  | Brian McConnell   | C   |
| 3  | 90  | Matthew Lombardi  | C   |
| 4  | 112 | Yuri Artemenkov   | W   |
| 5  | 141 | Jiri Cetkovsky    | C   |
| 5  | 142 | Emanuel Peter     | C   |
| 5  | 146 | Victor Bobrov     | F   |
| 5  | 159 | Kristofer Persson | RW  |
| 6  | 176 | Curtis McElhinney | G   |
| 7  | 206 | David VanDerGulik | RW  |
| 7  | 207 | Pierre Johnsson   | D   |
| 8  | 238 | Jyri Marttinen    | D   |

## 2001

| RD | NO  | PLAYER            | POS |
|----|-----|-------------------|-----|
| 1  | 14  | Chuck Kobasew     | RW  |
| 2  | 41  | Andrei Taratukhin | C   |
| 2  | 56  | Andrei Medvedev   | G   |
| 4  | 108 | Tomi Maki         | RW  |
| 4  | 124 | Egor Shastin      | F   |
| 5  | 145 | James Hakewill    | D   |
| 5  | 164 | Yuri Trubachev    | C   |
| 7  | 207 | Garrett Bembridge | RW  |
| 7  | 220 | David Moss        | LW  |
| 8  | 233 | Joe Campbell      | D   |
| 8  | 251 | Ville Hamalainen  | F   |

## 2000

| RD | NO  | PLAYER         | POS |
|----|-----|----------------|-----|
| 1  | 9   | Brent Krahn    | G   |
| 2  | 40  | Kurtis Foster  | D   |
| 2  | 46  | Jarret Stoll   | C   |
| 4  | 116 | Levente Szuper | G   |
| 5  | 141 | Wade Davis     | D   |
| 5  | 155 | Travis Moen    | LW  |
| 6  | 176 | Jukka Hentunen | W   |
| 8  | 239 | David Hajek    | D   |
| 9  | 270 | Micki Dupont   | D   |

## 1999

| RD | NO  | PLAYER            | POS |
|----|-----|-------------------|-----|
| 1  | 11  | Oleg Saprykin     | C   |
| 2  | 38  | Dan Cavanaugh     | C   |
| 3  | 77  | RCraig Andersson  | G   |
| 4  | 106 | Roman Rozakov     | D   |
| 5  | 135 | Matt Doman        | RW  |
| 5  | 153 | Jesse Cook        | D   |
| 6  | 166 | Cory Pecker       | C   |
| 6  | 170 | Matt Underhill    | G   |
| 7  | 190 | Blair Stayzer     | LW  |
| 9  | 252 | Dimitri Kirilenko | C   |

## 1998

| RD | NO  | PLAYER         | POS  |
|----|-----|----------------|------|
| 1  | 6   | Rico Fata      | RW/C |
| 2  | 33  | Blair Betts    | C    |
| 3  | 62  | Paul Manning   | D    |
| 4  | 102 | Shaun Sutter   | C    |
| 4  | 108 | Dany Sabourin  | G    |
| 5  | 120 | Brent Gauvreau | C    |
| 7  | 192 | Radek Duda     | LW   |
| 8  | 206 | Jonas Frogen   | D    |
| 9  | 234 | Kevin Mitchell | D    |

## 1997

| RD | NO  | PLAYER          | POS |
|----|-----|-----------------|-----|
| 1  | 6   | Daniel Tkaczuk  | C   |
| 2  | 32  | Evan Lindsay    | G   |
| 2  | 42  | John Tripp      | RW  |
| 2  | 51  | Dimitri Kokorev | D   |
| 3  | 60  | Derek Schutz    | C   |
| 3  | 70  | Erik Andersson  | C   |
| 4  | 92  | Chris St. Croix | D   |
| 4  | 100 | Ryan Ready      | LW  |
| 5  | 113 | Martin Moise    | LW  |
| 6  | 140 | Ilja Demidov    | D   |
| 7  | 167 | Jeremy Rondeau  | LW  |
| 9  | 223 | Dustin Paul     | RW  |

## 1996

| RD | NO  | PLAYER             | POS |
|----|-----|--------------------|-----|
| 1  | 13  | Derek Morris       | D   |
| 2  | 39  | Travis Brigley     | LW  |
| 2  | 40  | Steve Begin        | C   |
| 3  | 73  | Dmitri Vlasenkov   | LW  |
| 4  | 89  | Toni Lydman        | D   |
| 4  | 94  | Christian Lefebvre | D   |
| 5  | 122 | Josef Straka       | C   |
| 8  | 202 | Ryan Wade          | RW  |
| 9  | 228 | Ronald Petrovicky  | RW  |

## 1995

| RD | NO  | PLAYER          | POS |
|----|-----|-----------------|-----|
| 1  | 20  | Denis Gauthier  | D   |
| 2  | 46  | Pavel Smirnov   | C   |
| 3  | 72  | Rocky Thompson  | D   |
| 4  | 98  | Jan Labraaten   | LW  |
| 6  | 150 | Clarke Wilm     | LW  |
| 7  | 176 | Ryan Gillis     | D   |
| 9  | 233 | Steve Shirreffs | D   |

## 1994

| RD | NO  | PLAYER            | POS |
|----|-----|-------------------|-----|
| 1  | 19  | Chris Dingman     | LW  |
| 2  | 45  | Dimitri Riabykin  | D   |
| 3  | 77  | Chris Clark       | RW  |
| 4  | 91  | Ryan Duthie       | C   |
| 4  | 97  | Johan Finnstrom   | D   |
| 5  | 107 | Nisse Ekman       | W   |
| 5  | 123 | Frank Appel       | D   |
| 6  | 149 | Patrik Haltia     | G   |
| 7  | 175 | Ladislav Kohn     | RW  |
| 8  | 201 | Keith McCambridge | D   |
| 9  | 227 | Jorgen Jonsson    | W   |
| 10 | 253 | Mike Peluso       | C   |
| 11 | 279 | Pavel Torgajev    | LW  |

## 1993

| RD | NO  | PLAYER           | POS |
|----|-----|------------------|-----|
| 1  | 18  | Jesper Mattsson  | RW  |
| 2  | 44  | Jamie Allison    | D   |
| 3  | 70  | Dan Tompkins     | LW  |
| 4  | 95  | Jason Smith      | D   |
| 4  | 96  | Marty Murray     | C   |
| 5  | 121 | Darryl Lafrance  | C   |
| 5  | 122 | John Emmons      | C   |
| 6  | 148 | Andreas Karlsson | C   |
| 8  | 200 | Derek Sylvester  | C   |
| 10 | 252 | German Titov     | C   |
| 11 | 278 | Burke Murphy     | LW  |

# AMATEUR AND ENTRY DRAFT 1984-1992

## 1992

| RD | NO  | PLAYER            | POS |
|----|-----|-------------------|-----|
| 1  | 6   | Cory Stillman     | C   |
| 2  | 30  | Chris O'Sullivan  | D   |
| 3  | 54  | Mathias Johansson | C   |
| 4  | 78  | Robert Svehla     | D   |
| 5  | 102 | Sami Helenius     | D   |
| 6  | 126 | Ravil Yakubov     | C   |
| 6  | 129 | Joel Bouchard     | D   |
| 7  | 150 | Pavel Rajnoha     | D   |
| 8  | 174 | Ryan Mulhern      | C   |
| 9  | 198 | Brandon Carper    | D   |
| 10 | 222 | Jonas Hoglund     | RW  |
| 11 | 246 | Andrei Potaichuk  | LW  |

SUPPLEMENTARY DRAFT  
6 James O'Brien D

## 1991

| RD | NO  | PLAYER           | POS |
|----|-----|------------------|-----|
| 1  | 19  | Niklas Sundblad  | RW  |
| 2  | 41  | Francois Groleau | D   |
| 3  | 52  | Sandy McCarthy   | RW  |
| 3  | 63  | Brian Caruso     | LW  |
| 4  | 85  | Steven Magnusson | C   |
| 5  | 107 | Jerome Butler    | G   |
| 6  | 129 | Bobby Marshall   | D   |
| 7  | 140 | Matt Hoffman     | LW  |
| 7  | 151 | Kelly Harper     | C   |
| 8  | 173 | David St. Pierre | C   |
| 9  | 195 | David Struch     | C   |
| 10 | 217 | Sergei Zolotov   | LW  |
| 11 | 239 | Marko Jantunen   | C   |
| 12 | 261 | Andrei Trefilov  | G   |

SUPPLEMENTARY DRAFT  
25 Dean Larson C

## 1990

| RD | NO  | PLAYER            | POS |
|----|-----|-------------------|-----|
| 1  | 11  | Trevor Kidd       | G   |
| 2  | 26  | Nicolas Perreault | D   |
| 2  | 32  | Vesa Viitakoski   | LW  |
| 2  | 41  | Etienne Belzile   | D   |
| 3  | 62  | Glen Mears        | D   |
| 4  | 83  | Paul Kruse        | LW  |
| 6  | 125 | Chris Tschupp     | C   |
| 7  | 146 | Dimitri Frolov    | D   |
| 8  | 167 | Shawn Murray      | G   |
| 9  | 188 | Mike Murray       | RW  |
| 10 | 209 | Rob Sumner        | D   |
| 12 | 251 | Leo Gudas         | D   |

SUPPLEMENTARY DRAFT  
25 Lyle Wildgoose C

## 1989

| RD | NO  | PLAYER              | POS |
|----|-----|---------------------|-----|
| 2  | 24  | Kent Manderville    | LW  |
| 2  | 42  | Ted Drury           | C   |
| 3  | 50  | Veli-Pekka Kautonen | D   |
| 3  | 63  | Cory Lyons          | RW  |
| 4  | 70  | Robert Reichel      | C   |
| 4  | 84  | Ryan O'Leary        | C   |
| 5  | 105 | Toby Kearney        | LW  |
| 7  | 147 | Alex Nikolic        | LW  |
| 8  | 168 | Kevin Wortman       | D   |
| 9  | 189 | Sergei Gomolyakov   | C   |
| 10 | 210 | Dan Sawyer          | D   |
| 11 | 231 | Alexander Yudin     | D   |
| 12 | 252 | Kenneth Kennholt    | D   |

SUPPLEMENTARY DRAFT  
26 Shawn Heaphy C

## 1988

| RD | NO  | PLAYER           | POS |
|----|-----|------------------|-----|
| 1  | 21  | Jason Muzzatti   | G   |
| 2  | 42  | Todd Harkins     | RW  |
| 4  | 84  | Gary Socha       | C   |
| 5  | 85  | Tomas Forslund   | RW  |
| 5  | 90  | Scott Matusovich | D   |
| 6  | 126 | Jonas Bergqvist  | RW  |
| 7  | 147 | Stefan Nilsson   | LW  |
| 8  | 168 | Troy Kennedy     | RW  |
| 9  | 189 | Brett Peterson   | D   |
| 10 | 210 | Guy Darveau      | D   |
| 11 | 231 | Dave Tretowicz   | D   |
| 12 | 252 | Sergei Priakin   | RW  |

SUPPLEMENTARY DRAFT  
26 Jerry Tarrant D

## 1987

| RD | NO  | PLAYER            | POS |
|----|-----|-------------------|-----|
| 1  | 19  | Bryan Deasley     | LW  |
| 2  | 25  | Stephane Matteau  | LW  |
| 2  | 40  | Kevin Grant       | D   |
| 3  | 61  | Scott Mahoney     | LW  |
| 4  | 70  | Tim Harris        | RW  |
| 5  | 103 | Tim Corkery       | D   |
| 6  | 124 | Joe Aloï          | D   |
| 7  | 145 | Peter Ciavaglia   | C   |
| 8  | 166 | Theoren Fleury    | C   |
| 9  | 187 | Mark Osiecki      | D   |
| 10 | 208 | William Sedergren | D   |
| 11 | 229 | Peter Hasselblad  | D   |
| 12 | 250 | Magnus Svensson   | D   |

SUPPLEMENTARY DRAFT  
Peter Lappin C

## 1986

| RD | NO  | PLAYER           | POS |
|----|-----|------------------|-----|
| 1  | 16  | George Pelawa    | RW  |
| 2  | 37  | Brian Glynn      | D   |
| 4  | 79  | Tom Quinlan      | RW  |
| 5  | 100 | Scott Bloom      | LW  |
| 6  | 121 | John Parker      | C   |
| 7  | 142 | Rick Lessard     | D   |
| 8  | 163 | Mark Olsen       | D   |
| 9  | 184 | Warren Sharples  | G   |
| 10 | 205 | Doug Pickell     | LW  |
| 11 | 226 | Anders Lindstrom | C   |
| 12 | 247 | Antonin Stavjana | D   |

SUPPLEMENTARY DRAFT  
Steve MacSwain RW

## 1985

| RD | NO  | PLAYER           | POS |
|----|-----|------------------|-----|
| 1  | 17  | Chris Biotti     | D   |
| 2  | 27  | Joe Nieuwendyk   | C   |
| 2  | 38  | Jeff Wenaas      | C   |
| 3  | 59  | Lane MacDonald   | LW  |
| 4  | 80  | Roger Johansson  | D   |
| 5  | 101 | Esa Keskinen     | C   |
| 6  | 122 | Tim Sweeney      | C   |
| 7  | 143 | Stu Grimson      | LW  |
| 8  | 164 | Nate Smith       | D   |
| 9  | 185 | Darryl Olsen     | D   |
| 10 | 206 | Peter Romberg    | D   |
| 11 | 227 | Alex Koznevnikov | -   |
| 12 | 248 | Bill Gregoire    | D   |

## 1984

| RD | NO  | PLAYER          | POS |
|----|-----|-----------------|-----|
| 1  | 12  | Gary Roberts    | LW  |
| 2  | 33  | Ken Sabourin    | D   |
| 2  | 38  | Paul Ranheim    | C   |
| 4  | 75  | Peter Rosol     | LW  |
| 5  | 96  | Joel Paunio     | LW  |
| 6  | 117 | Brett Hull      | RW  |
| 7  | 138 | Kevan Melrose   | D   |
| 8  | 159 | Jiri Hrdina     | RW  |
| 9  | 180 | Gary Suter      | D   |
| 10 | 200 | Petr Rucka      | C   |
| 11 | 221 | Stefan Jonsson  | D   |
| 12 | 241 | Rudolf Suchanek | -   |

# AMATEUR AND ENTRY DRAFT 1972-1983

## 1983

| RD | NO  | PLAYER          | POS |
|----|-----|-----------------|-----|
| 1  | 13  | Dan Quinn       | C   |
| 3  | 51  | Brian Bradley   | C   |
| 3  | 55  | Perry Berezan   | C   |
| 4  | 66  | John Bekkers    | C   |
| 4  | 71  | Kevan Guy       | D   |
| 4  | 77  | Bill Claviter   | LW  |
| 5  | 91  | Igor Liba       | LW  |
| 6  | 111 | Grant Blair     | G   |
| 7  | 131 | Jeff Hogg       | G   |
| 8  | 151 | Chris MacDonald | D   |
| 9  | 171 | Rob Kivell      | D   |
| 10 | 191 | Tom Pratt       | D   |
| 11 | 211 | Jaroslav Benak  | LW  |
| 12 | 231 | Sergei Makarov  | RW  |

## 1982

| RD | NO  | PLAYER         | POS |
|----|-----|----------------|-----|
| 2  | 29  | Dave Reiersen  | D   |
| 2  | 37  | Richard Kromm  | LW  |
| 3  | 51  | Jim Laing      | D   |
| 4  | 65  | Dave Meszaros  | G   |
| 4  | 72  | Mark Lamb      | C   |
| 5  | 93  | Lou Kiriakou   | D   |
| 6  | 114 | Jeff Vaive     | C   |
| 6  | 118 | Mats Kihlstrom | D   |
| 7  | 135 | Brad Ramsden   | RW  |
| 8  | 156 | Roy Myllari    | D   |
| 9  | 177 | Ted Pearson    | LW  |
| 10 | 198 | Jim Uens       | C   |
| 11 | 219 | Rick Erdall    | C   |
| 12 | 240 | Dale Thompson  | RW  |

## 1981

| RD | NO  | PLAYER          | POS |
|----|-----|-----------------|-----|
| 1  | 15  | Al MacInnis     | D   |
| 3  | 56  | Mike Vernon     | G   |
| 4  | 78  | Peter Maduch    | C   |
| 5  | 99  | Mario Simioni   | RW  |
| 6  | 120 | Todd Hooley     | RW  |
| 7  | 141 | Rick Heppener   | D   |
| 8  | 162 | Dale Degray     | D   |
| 9  | 183 | George Boudreau | D   |
| 10 | 204 | Bruce Eakin     | C   |

## 1980

| RD | NO  | PLAYER          | POS |
|----|-----|-----------------|-----|
| 1  | 13  | Denis Cyr       | RW  |
| 2  | 31  | Tony Curtale    | D   |
| 2  | 32  | Kevin Lavallee  | LW  |
| 2  | 39  | Steve Konroyd   | D   |
| 4  | 76  | Marc Roy        | RW  |
| 5  | 97  | Randy Turnbull  | D   |
| 6  | 118 | John Multan     | RW  |
| 7  | 139 | Dave Newsom     | LW  |
| 8  | 160 | Claude Drouin   | C   |
| 9  | 181 | Hakan Loob      | RW  |
| 10 | 202 | Steven Fletcher | D   |

## 1979

| RD | NO  | PLAYER          | POS |
|----|-----|-----------------|-----|
| 1  | 12  | Paul Reinhart   | D   |
| 2  | 23  | Mike Perovich   | D   |
| 2  | 33  | Pat Riggan      | G   |
| 3  | 54  | Tim Hunter      | D   |
| 4  | 75  | Jim Peplinski   | RW  |
| 5  | 96  | Brad Kempthorne | C   |
| 6  | 117 | Glenn Johnson   | C   |

## 1978

| RD | NO  | PLAYER               | POS |
|----|-----|----------------------|-----|
| 1  | 11  | Brad Marsh           | D   |
| 3  | 47  | Tim Bernhardt        | G   |
| 4  | 64  | Jim McRae            | LW  |
| 5  | 80  | Gord Wappel          | D   |
| 6  | 97  | Greg Meredith        | RW  |
| 7  | 114 | Dave Hindmarch       | RW  |
| 8  | 131 | Dave Morrison        | RW  |
| 9  | 148 | Doug Todd            | RW  |
| 10 | 165 | Mark Green           | C   |
| 11 | 180 | Robert Sullivan      | C   |
| 12 | 196 | Bernhart Engelbrecht | G   |

## 1977

| RD | NO  | PLAYER           | POS |
|----|-----|------------------|-----|
| 2  | 20  | Miles Zaharko    | D   |
| 2  | 28  | Don Laurence     | C   |
| 2  | 31  | Brian Hill       | RW  |
| 4  | 72  | Jim Craig        | G   |
| 5  | 82  | C Christofferson | D   |
| 6  | 100 | Bernard Harbec   | C   |
| 7  | 118 | Bob Gould        | RW  |
| 8  | 133 | Jim Bennett      | RW  |
| 9  | 148 | Tim Harrer       | RW  |

## 1976

| RD | NO | PLAYER            | POS |
|----|----|-------------------|-----|
| 1  | 8  | Dave Shand        | D   |
| 1  | 10 | Harold Phillipoff | LW  |
| 2  | 28 | Robert Simpson    | LW  |
| 3  | 46 | Richard Hodgson   | D   |
| 4  | 64 | Kent Nilsson      | C   |
| 5  | 82 | Mark Earp         | G   |

## 1975

| RD | NO  | PLAYER           | POS |
|----|-----|------------------|-----|
| 1  | 8   | Richard Mulhern  | D   |
| 2  | 26  | Rick Bowness     | RW  |
| 4  | 62  | Dale Ross        | LW  |
| 5  | 80  | Willi Plett      | RW  |
| 6  | 98  | Paul Heaver      | D   |
| 7  | 116 | Dale McMillan    | LW  |
| 8  | 134 | Rick Picher      | D   |
| 9  | 150 | Nick Stanza      | G   |
| 10 | 167 | Brian O'Connell  | G   |
| 11 | 181 | Joe Augustine    | D   |
| 12 | 192 | Torbjorn Nilsson | RW  |
| 18 | 216 | Gary Gill        | LW  |

## 1974

| RD | NO  | PLAYER          | POS |
|----|-----|-----------------|-----|
| 2  | 28  | Guy Chouinard   | C   |
| 3  | 46  | Dick Spannbauer | D   |
| 4  | 58  | Pat Ribble      | D   |
| 4  | 64  | Cam Botting     | LW  |
| 5  | 82  | Jerry Badiuk    | D   |
| 6  | 100 | Bill Moen       | G   |
| 7  | 118 | Peter Brown     | D   |
| 8  | 135 | Tom Lindskog    | D   |
| 9  | 152 | Larry Hopkins   | LW  |
| 10 | 167 | Louis Loranger  | C   |
| 11 | 182 | R Montgomery    | LW  |

## 1973

| RD | NO  | PLAYER        | POS |
|----|-----|---------------|-----|
| 1  | 2   | Tom Lysiak    | C   |
| 1  | 16  | Vic Mercredi  | C   |
| 2  | 21  | Eric Vail     | LW  |
| 4  | 53  | Dean Talafous | RW  |
| 5  | 69  | John Felsch   | LW  |
| 6  | 85  | Ken Houston   | D   |
| 7  | 101 | Tom Machowski | D   |
| 8  | 117 | Bob Law       | LW  |
| 9  | 133 | Bob Bilodeau  | D   |
| 10 | 148 | Glen Surbey   | D   |
| 10 | 149 | Guy Ross      | C   |
| 11 | 162 | Gregg Fox     | D   |

## 1972

| RD | NO  | PLAYER          | POS |
|----|-----|-----------------|-----|
| 1  | 2   | Jacques Richard | C   |
| 2  | 18  | Dwight Bialowas | D   |
| 3  | 34  | Jean Lemieux    | D   |
| 4  | 50  | Don Martineau   | RW  |
| 5  | 78  | Johnny Martin   | C   |
| 6  | 82  | Frank Blum      | G   |
| 7  | 98  | Scott Smith     | LW  |
| 8  | 114 | Dave Murphy     | C   |
| 9  | 130 | Pierre Roy      | D   |
| 10 | 132 | Jean LaMarre    | RW  |

## GENERAL MANAGERS



**Darryl Sutter**  
Apr. 11, 2003  
to  
Present



**Craig Button**  
June 6, 2000  
to  
April 11, 2003



**Al Coates**  
Nov. 3, 1995  
to  
April 11, 2000



**Doug Risebrough**  
May 16, 1991  
to  
Nov. 3, 1995



**Cliff Fletcher**  
1972-73  
to  
1990-91

## HEAD COACHES



**Mike Keenan**  
June 14, 2007  
to  
Present



**Jim Playfair**  
July 12, 2006  
to  
June 14, 2007



**Darryl Sutter**  
Dec. 28, 2002  
to  
July 12, 2006



**Greg Gilbert**  
Mar. 14, 2001  
to  
Dec. 3, 2002



**Don Hay**  
Aug. 1, 2000  
to  
Mar. 14, 2001

|   | REGULAR SEASON |     |      |    |     |      | PLAYOFFS |    |    |      |
|---|----------------|-----|------|----|-----|------|----------|----|----|------|
|   | Games          | W   | L    | T  | OTL | %    | Games    | W  | L  | %    |
| Mike Keenan<br>June 14, 2007 - Current        | 82             | 42  | 30   | 0  | 10  | .573 | 7        | 3  | 4  | .429 |
| Jim Playfair<br>July 12, 2006 - June 14, 2007 | 82             | 43  | 29   | 0  | 10  | .585 | 6        | 2  | 4  | .333 |
| Darryl Sutter<br>Dec. 28, 2002-July 12, 2006  | 210            | 107 | 73   | 15 | 15  | .581 | 26       | 15 | 11 | .577 |
| Greg Gilbert<br>Mar. 14, 2001-Dec. 3, 2002    | 121            | 42  | 56   | 17 | 6   | .442 | -        | -  | -  | -    |
| Don Hay<br>2000/01-Mar. 14, 2001              | 68             | 23  | 28   | 13 | 4   | .463 | -        | -  | -  | -    |
| Brian Sutter<br>1997/98 to 1999/00            | 246            | 87  | 117* | 37 | 5*  | .439 | -        | -  | -  | -    |
| Pierre Page<br>1995/96-1996/97                | 164            | 66  | 78   | 20 | -   | .463 | 4        | 0  | 4  | .000 |
| Dave King<br>1992/93-1994/95                  | 216            | 109 | 76   | 31 | -   | .576 | 20       | 8  | 12 | .400 |
| Guy Charron<br>1991/92+                       | 16             | 6   | 7    | 3  | -   | .469 | -        | -  | -  | -    |
| Doug Risebrough<br>1990/91-1991/92            | 144            | 71  | 56   | 17 | -   | .552 | 7        | 3  | 4  | .429 |
| Terry Crisp<br>1987/88-1989/90                | 240            | 144 | 63   | 33 | -   | .669 | 37       | 22 | 15 | .595 |
| Bob Johnson<br>1982/83-1986/87                | 400            | 193 | 155  | 52 | -   | .548 | 52       | 25 | 27 | .481 |
| Al MacNeil<br>1979/80 to 1981/82              | 240            | 103 | 93   | 44 | -   | .521 | 23       | 10 | 13 | .435 |
| Dec. 3, 2002-Dec. 27, 2002+                   | 11             | 4   | 5    | 2  | 0   | .455 | -        | -  | -  | -    |
| <b>TOTALS</b>                                 | 251            | 107 | 98   | 46 | 0   | .518 | 23       | 10 | 13 | .435 |
| Fred Creighton<br>1974/75-1978/79             | 348            | 156 | 136  | 56 | -   | .529 | 9        | 1  | 8  | .111 |
| Bernie Geoffrion<br>1972/73-1974/75           | 208            | 77  | 92   | 39 | -   | .464 | 4        | 0  | 4  | .000 |

\*1999-00 stats have been adjusted to correspond with current standings (OTL)

+Interim Head Coach

## CALGARY FLAMES CAPTAINS

|                       |         |                      |              |
|-----------------------|---------|----------------------|--------------|
| 1. Keith McCreary     | 1972-75 | 10. Brad McCrimmon** | 1989-90      |
| 2. Pat Quinn          | 1975-77 | 11. Joe Nieuwendyk   | 1991-95      |
| 3. Tom Lysiak         | 1977-79 | 12. Theoren Fleury   | 1995-97      |
| 4. Jean Pronovost     | 1979-80 | 13. Todd Simpson     | 1997-99      |
| 5. Brad Marsh         | 1980-81 | 14. Steve Smith      | 1999-00      |
| 6. Phil Russell*      | 1981-83 | 15. Dave Lowry       | 2000-02      |
| 7. Doug Risebrough*** | 1983-87 | 16. Bob Boughner**** | 2002         |
| 8. Lanny McDonald***  | 1983-89 | 17. Craig Conroy**** | 2002-03      |
| 9. Jim Peplinski***   | 1984-89 | 18. Jarome Iginla    | 2003-Present |

\*Appointed Nov. 12, 1981


\*\*Appointed Nov. 3, 1989

\*\*\*Co-captains

\*\*\*\*Co-Captains From Feb. 4, 2002 to End of 2002-03 Season



Jarome Iginla  
Cpt. 2003-Present



Lanny McDonald  
Cpt. 1983-89

## PLAYERS REGISTERING THEIR 1000TH CAREER NHL REGULAR SEASON GAME WEARING A FLAMES JERSEY

| Season  | Player Name    | Games with the Calgary Flames |
|---------|----------------|-------------------------------|
| 1986-87 | Lanny McDonald | (492)                         |
| 2001-02 | Dave Lowry     | (193)                         |
| 2002-03 | Craig Berube   | (234)                         |
| 2003-04 | Martin Gelas   | (157)                         |
| 2007-08 | Owen Nolan     | (77)                          |





YEAR BY YEAR

WE  
ARE



# FLAMES YEAR-BY-YEAR RESULTS

| Season         | Overall   |           |           |          |          | Home     |            |            |            |           | Road     |          |          |          |           | Playoff Result |          |          |          |                   |             |
|----------------|-----------|-----------|-----------|----------|----------|----------|------------|------------|------------|-----------|----------|----------|----------|----------|-----------|----------------|----------|----------|----------|-------------------|-------------|
|                | GP        | W         | L         | T        | OTL      | SOL      | GF         | GA         | PTS        | W         | L        | T        | OTL      | SOL      | W         |                | L        | T        | OTL      | SOL               | Finished    |
| 2007-08        | 82        | 42        | 30        | -        | 7        | 3        | 229        | 227        | 94         | 21        | 11       | -        | 7        | 2        | 21        | 19             | -        | 0        | 1        | 3rd Northwest     |             |
| 2006-07        | 82        | 43        | 29        | -        | 5        | 5        | 258        | 226        | 96         | 30        | 9        | -        | 1        | 1        | 13        | 20             | -        | 4        | 4        | 3rd Northwest     |             |
| 2005-06        | 82        | 46        | 25        | -        | 4        | 7        | 218        | 200        | 103        | 30        | 7        | -        | 1        | 3        | 16        | 18             | -        | 3        | 4        | 1st Northwest     |             |
| 2003-04        | 82        | 42        | 30        | 7        | 3        | -        | 200        | 176        | 94         | 21        | 14       | 5        | 1        | -        | 15        | 16             | 2        | 2        | -        | 3rd Northwest     |             |
| 2002-03        | 82        | 29        | 36        | 13       | 4        | -        | 186        | 228        | 75         | 14        | 16       | 10       | -        | -        | 21        | 20             | 3        | 3        | -        | 5th Northwest     |             |
| 2001-02        | 82        | 32        | 35        | 12       | 3        | -        | 201        | 220        | 79         | 20        | 14       | 5        | 2        | -        | 12        | 21             | 7        | 1        | -        | 4th Northwest     |             |
| 2000-01        | 82        | 27        | 36        | 15       | 4        | -        | 197        | 236        | 73         | 12        | 18       | 9        | 2        | -        | 15        | 18             | 6        | 2        | -        | 4th Northwest     |             |
| 1999-00        | 82        | 31        | 36        | 10       | 5        | -        | 211        | 256        | 77         | 20        | 14       | 6        | 1        | -        | 11        | 26             | 4        | 4        | -        | 4th Northwest     |             |
| 1998-99        | 82        | 30        | 40        | 12       | -        | -        | 211        | 234        | 72         | 15        | 20       | 6        | -        | -        | 15        | 20             | 6        | -        | -        | 3rd Northwest     |             |
| 1997-98        | 82        | 26        | 41        | 15       | -        | -        | 217        | 252        | 67         | 18        | 17       | 6        | -        | -        | 8         | 24             | 9        | -        | -        | 5th Pacific       |             |
| 1996-97        | 82        | 32        | 41        | 9        | -        | -        | 214        | 239        | 73         | 21        | 18       | 2        | -        | -        | 11        | 23             | 7        | -        | -        | 5th Pacific       |             |
| 1995-96        | 82        | 34        | 37        | 11       | -        | -        | 241        | 240        | 79         | 18        | 18       | 5        | -        | -        | 16        | 19             | 6        | -        | -        | 2nd Pacific       |             |
| 1994-95        | 48        | 24        | 17        | 7        | -        | -        | 163        | 135        | 55         | 15        | 7        | 2        | -        | -        | 9         | 10             | 5        | -        | -        | 1st Pacific       |             |
| 1993-94        | 84        | 42        | 29        | 13       | -        | -        | 302        | 256        | 97         | 25        | 12       | 5        | -        | -        | 17        | 17             | 8        | -        | -        | 2nd Pacific       |             |
| 1992-93        | 84        | 43        | 30        | 11       | -        | -        | 322        | 282        | 97         | 23        | 14       | 5        | -        | -        | 20        | 16             | 6        | -        | -        | 1st Pacific       |             |
| 1991-92        | 80        | 31        | 37        | 12       | -        | -        | 296        | 305        | 74         | 19        | 14       | 7        | -        | -        | 12        | 23             | 5        | -        | -        | 2nd Smythe        |             |
| 1990-91        | 80        | 46        | 26        | 8        | -        | -        | 344        | 263        | 100        | 29        | 8        | 3        | -        | -        | 17        | 18             | 5        | -        | -        | 5th Smythe        |             |
| 1989-90        | 80        | 42        | 23        | 15       | -        | -        | 348        | 265        | 99         | 28        | 7        | 5        | -        | -        | 14        | 16             | 10       | -        | -        | 2nd Smythe        |             |
| <b>1988-89</b> | <b>80</b> | <b>54</b> | <b>17</b> | <b>9</b> | <b>-</b> | <b>-</b> | <b>354</b> | <b>226</b> | <b>117</b> | <b>32</b> | <b>4</b> | <b>4</b> | <b>-</b> | <b>-</b> | <b>22</b> | <b>13</b>      | <b>5</b> | <b>-</b> | <b>-</b> | <b>1st Smythe</b> |             |
| 1987-88        | 80        | 48        | 23        | 9        | -        | -        | 397        | 305        | 105        | 26        | 11       | 3        | -        | -        | 22        | 12             | 6        | -        | -        | -                 | 1st Smythe  |
| 1986-87        | 80        | 46        | 31        | 3        | -        | -        | 318        | 289        | 95         | 25        | 13       | 2        | -        | -        | 21        | 18             | 1        | -        | -        | -                 | 2nd Smythe  |
| 1985-86        | 80        | 40        | 31        | 9        | -        | -        | 354        | 315        | 89         | 23        | 11       | 6        | -        | -        | 17        | 20             | 3        | -        | -        | -                 | 2nd Smythe  |
| 1984-85        | 80        | 41        | 27        | 12       | -        | -        | 363        | 302        | 94         | 23        | 11       | 6        | -        | -        | 18        | 16             | 6        | -        | -        | -                 | 3rd Smythe  |
| 1983-84        | 80        | 34        | 32        | 14       | -        | -        | 311        | 314        | 82         | 22        | 11       | 7        | -        | -        | 12        | 21             | 7        | -        | -        | -                 | 2nd Smythe  |
| 1982-83        | 80        | 32        | 34        | 14       | -        | -        | 321        | 317        | 78         | 21        | 12       | 7        | -        | -        | 9         | 22             | 7        | -        | -        | -                 | 2nd Smythe  |
| 1981-82        | 80        | 29        | 34        | 17       | -        | -        | 334        | 345        | 75         | 20        | 11       | 9        | -        | -        | 9         | 23             | 8        | -        | -        | -                 | 3rd Smythe  |
| 1980-81        | 80        | 39        | 27        | 14       | -        | -        | 329        | 298        | 92         | 25        | 5        | 10       | -        | -        | 14        | 22             | 4        | -        | -        | -                 | 3rd Patrick |
| 1979-80*       | 80        | 35        | 32        | 13       | -        | -        | 282        | 269        | 83         | 18        | 15       | 7        | -        | -        | 16        | 17             | 6        | -        | -        | -                 | 4th Patrick |
| 1978-79*       | 80        | 41        | 31        | 8        | -        | -        | 327        | 280        | 90         | 25        | 11       | 4        | -        | -        | 17        | 20             | 4        | -        | -        | -                 | 4th Patrick |
| 1977-78*       | 80        | 34        | 27        | 19       | -        | -        | 274        | 252        | 87         | 20        | 13       | 7        | -        | -        | 14        | 14             | 12       | -        | -        | -                 | 3rd Patrick |
| 1976-77*       | 80        | 34        | 34        | 12       | -        | -        | 264        | 265        | 80         | 22        | 11       | 7        | -        | -        | 12        | 23             | 5        | -        | -        | -                 | 3rd Patrick |
| 1975-76*       | 80        | 35        | 33        | 12       | -        | -        | 262        | 237        | 82         | 19        | 14       | 7        | -        | -        | 16        | 19             | 5        | -        | -        | -                 | 3rd Patrick |
| 1974-75*       | 80        | 34        | 31        | 15       | -        | -        | 243        | 233        | 83         | 24        | 9        | 7        | -        | -        | 10        | 22             | 8        | -        | -        | -                 | 4th Patrick |
| 1973-74*       | 78        | 30        | 34        | 14       | -        | -        | 214        | 238        | 74         | 17        | 15       | 7        | -        | -        | 13        | 19             | 7        | -        | -        | -                 | 4th West    |
| 1972-73*       | 78        | 25        | 38        | 15       | -        | -        | 191        | 239        | 65         | 16        | 16       | 7        | -        | -        | 9         | 22             | 8        | -        | -        | -                 | 7th West    |

\* Atlanta Flames

**IGINLA LEADS TEAM WITH 50 GOALS AND 98 POINTS,  
PHANEUF/IGINLA ALL-STARs**

| COACH       | Regular Season |    |    |     |     |     |     | Playoffs |   |   |    |    |
|-------------|----------------|----|----|-----|-----|-----|-----|----------|---|---|----|----|
|             | GP             | W  | L  | OTL | PTS | GF  | GA  | GP       | W | L | GF | GA |
| Mike Keenan | 82             | 42 | 30 | 10  | 94  | 229 | 227 | 7        | 3 | 4 | 17 | 19 |

3rd Northwest Division, 14th overall. Playoffs: Conference Quarter-Finals – lost series to San Jose 4-3

| PLAYER            | Regular Season |            |            |            |             | Playoffs |           |           |           |           |
|-------------------|----------------|------------|------------|------------|-------------|----------|-----------|-----------|-----------|-----------|
|                   | GP             | G          | A          | PTS        | PIM         | GP       | G         | A         | PTS       | PIM       |
| JAROME IGINLA     | 82             | 50         | 48         | 98         | 83          | 7        | 4         | 5         | 9         | 2         |
| KRISTIAN HUSELIUS | 81             | 25         | 41         | 66         | 40          | 7        | 0         | 4         | 4         | 6         |
| DAYMOND LANGKOW   | 80             | 30         | 35         | 65         | 19          | 7        | 3         | 2         | 5         | 0         |
| DION PHANEUF      | 82             | 17         | 43         | 60         | 182         | 7        | 3         | 4         | 7         | 4         |
| ALEX TANGUAY      | 78             | 18         | 40         | 58         | 48          | 7        | 0         | 4         | 4         | 4         |
| MATTHEW LOMBARDI  | 82             | 14         | 22         | 36         | 67          | 7        | 0         | 0         | 0         | 4         |
| ADRIAN AUCOIN     | 76             | 10         | 25         | 35         | 37          | 7        | 0         | 3         | 3         | 4         |
| CRAIG CONROY      | 79             | 12         | 22         | 34         | 71          | 7        | 0         | 2         | 2         | 8         |
| OWEN NOLAN        | 77             | 16         | 16         | 32         | 71          | 7        | 3         | 2         | 5         | 2         |
| ROBYN REGEHR      | 82             | 5          | 15         | 20         | 79          | 7        | 0         | 2         | 2         | 2         |
| ANDERS ERIKSSON   | 61             | 1          | 17         | 18         | 36          | 3        | 0         | 1         | 1         | 2         |
| JAMES VANDERMEER  |                |            |            |            |             |          |           |           |           |           |
| CHI               | 26             | 2          | 7          | 9          | 44          | -        | -         | -         | -         | -         |
| PHI               | 28             | 1          | 5          | 6          | 27          | -        | -         | -         | -         | -         |
| CGY               | 21             | 0          | 2          | 2          | 39          | 7        | 0         | 0         | 0         | 4         |
| <b>TOTALS</b>     | <b>75</b>      | <b>3</b>   | <b>14</b>  | <b>17</b>  | <b>110</b>  | <b>7</b> | <b>0</b>  | <b>0</b>  | <b>0</b>  | <b>4</b>  |
| *DUSTIN BOYD      | 48             | 7          | 5          | 12         | 6           | 0        | 0         | 0         | 0         | 0         |
| STEPHANE YELLE    | 74             | 3          | 9          | 12         | 20          | 7        | 0         | 2         | 2         | 6         |
| DAVID MOSS        | 41             | 4          | 7          | 11         | 10          | 5        | 1         | 1         | 2         | 4         |
| *ERIC NYSTROM     | 44             | 3          | 7          | 10         | 48          | 7        | 0         | 0         | 0         | 2         |
| WAYNE PRIMEAU     | 43             | 3          | 7          | 10         | 26          | 7        | 1         | 0         | 1         | 4         |
| CORY SARICH       | 80             | 2          | 5          | 7          | 135         | 7        | 0         | 1         | 1         | 4         |
| MARCUS NILSON     | 47             | 3          | 2          | 5          | 4           | 2        | 0         | 0         | 0         | 0         |
| MARK SMITH        | 54             | 1          | 3          | 4          | 59          | 0        | 0         | 0         | 0         | 0         |
| RHETT WARRENER    | 31             | 1          | 3          | 4          | 21          | 0        | 0         | 0         | 0         | 0         |
| ERIC GODARD       | 74             | 1          | 1          | 2          | 171         | 5        | 0         | 0         | 0         | 2         |
| DAVID HALE        | 58             | 0          | 2          | 2          | 46          | 6        | 0         | 0         | 0         | 2         |
| *TIM RAMHOLT      | 1              | 0          | 0          | 0          | 0           | 0        | 0         | 0         | 0         | 0         |
| Bench             | 82             | -          | -          | -          | 14          | 7        | -         | -         | -         | 2         |
| Traded Players    | -              | -          | -          | -          | -           | -        | -         | -         | -         | -         |
| <b>TOTALS</b>     | <b>82</b>      | <b>226</b> | <b>379</b> | <b>605</b> | <b>1342</b> | <b>7</b> | <b>17</b> | <b>31</b> | <b>48</b> | <b>68</b> |

| GOALTENDER        | GP        | MP           | GAA         | W         | L         | OTL      | SOL      | SO       | EN       | GA         | SA          | SV%         |
|-------------------|-----------|--------------|-------------|-----------|-----------|----------|----------|----------|----------|------------|-------------|-------------|
| Mikka Kiprusoff   | 76        | 4,398        | 2.69        | 39        | 26        | 7        | 3        | 2        | 3        | 197        | 2096        | .906        |
| <i>Playoffs</i>   | 7         | 336          | 3.21        | 2         | 4         | 0        | -        | 1        | 0        | 18         | 196         | .908        |
| Curtis Joseph     | 9         | 399          | 2.55        | 3         | 2         | 0        | 0        | 0        | 0        | 17         | 181         | .906        |
| <i>Playoffs</i>   | 2         | 79           | 0.76        | 1         | 0         | 0        | -        | 0        | 0        | 1          | 33          | .970        |
| Curtis McElhinney | 5         | 150          | 2.00        | 0         | 2         | 0        | 0        | 0        | 1        | 5          | 51          | .902        |
| Matt Keetley      | 1         | 9            | 0.00        | 0         | 0         | 0        | 0        | 0        | 0        | 0          | 2           | 1.000       |
| <b>TOTALS</b>     | <b>82</b> | <b>4,975</b> | <b>2.70</b> | <b>42</b> | <b>30</b> | <b>7</b> | <b>3</b> | <b>2</b> | <b>4</b> | <b>224</b> | <b>2335</b> | <b>.904</b> |
| <b>PLAYOFFS</b>   | <b>7</b>  | <b>415</b>   | <b>2.75</b> | <b>3</b>  | <b>4</b>  | <b>0</b> | <b>-</b> | <b>1</b> | <b>0</b> | <b>19</b>  | <b>229</b>  | <b>.917</b> |

|   |
|---|
| <b>REGULAR SEASON MOST POINTS</b><br>JAROME IGINLA<br>98          |
| <b>MOST GOALS</b><br>JAROME IGINLA<br>50                          |
| <b>MOST ASSISTS</b><br>JAROME IGINLA<br>48                        |
| <b>MOST PENALTY MINUTES</b><br>DION PHANEUF<br>182                |
| <b>MOST WINS GOALIE</b><br>MIIKKA KIPRUSOFF<br>39                 |
| <b>TROPHIES – AWARDS</b>  |
| <b>SCURFIELD HUMANITARIAN AWARD</b><br>DION PHANEUF               |
| <b>J.R. McCAIG MEMORIAL AWARD</b><br>JAROME IGINLA                |
| <b>MOLSON CUP</b><br>JAROME IGINLA                                |
| <b>ALL STAR GAME</b><br>JAROME IGINLA - (CAPTAIN)<br>DION PHANEUF |
| <b>PLAYOFFS MOST POINTS</b><br>JAROME IGINLA<br>9                 |
| <b>MOST GOALS</b><br>JAROME IGINLA<br>4                           |
| <b>MOST ASSISTS</b><br>JAROME IGINLA<br>5                         |
| <b>MOST PENALTY MINUTES</b><br>CRAIG CONROY<br>8                  |



THREE 30 GOAL SCORERS, PHANEUF/HIPRUSOFF  
ALL-STARS

| COACH        | Regular Season |    |    |     |     |     | Playoffs |    |   |   |    |    |
|--------------|----------------|----|----|-----|-----|-----|----------|----|---|---|----|----|
|              | GP             | W  | L  | OTL | PTS | GF  | GA       | GP | W | L | GF | GA |
| Jim Playfair | 82             | 43 | 29 | 10  | 96  | 258 | 226      | 6  | 2 | 4 | 10 | 18 |

3rd Northwest Division, 13th overall. Playoffs: Conference Quarter-Finals – lost series to Detroit 4-2

|                                     |
|-------------------------------------|
| <b>REGULAR SEASON</b>               |
| <b>MOST POINTS</b>                  |
| JAROME IGINLA                       |
| 94                                  |
| <b>MOST GOALS</b>                   |
| JAROME IGINLA                       |
| 39                                  |
| <b>MOST ASSISTS</b>                 |
| ALEX TANGUAY                        |
| 59                                  |
| <b>MOST PENALTY MINUTES</b>         |
| DION PHANEUF                        |
| 98                                  |
| <b>MOST WINS</b>                    |
| <b>GOALIE</b>                       |
| MIIKKA KIPRUSOFF                    |
| 40                                  |
| <b>TROPHIES – AWARDS</b>            |
| <b>SCURFIELD HUMANITARIAN AWARD</b> |
| RHETT WARRENER                      |
| <b>J.R. McCAIG MEMORIAL AWARD</b>   |
| STEPHANE YELLE                      |
| <b>MOLSON CUP</b>                   |
| MIIKKA KIPRUSOFF                    |
| <b>PLAYOFFS</b>                     |
| <b>MOST POINTS</b>                  |
| JAROME IGINLA                       |
| ALEX TANGUAY                        |
| 4                                   |
| <b>MOST GOALS</b>                   |
| JAROME IGINLA                       |
| DAYMOND LANGKOW                     |
| 2                                   |
| <b>MOST ASSISTS</b>                 |
| ALEX TANGUAY                        |
| 3                                   |
| <b>MOST PENALTY MINUTES</b>         |
| WAYNE PRIMEAU                       |
| 14                                  |

| PLAYER            | Regular Season |            |            |            |             | Playoffs |           |           |           |            |    |
|-------------------|----------------|------------|------------|------------|-------------|----------|-----------|-----------|-----------|------------|----|
|                   | GP             | G          | A          | PTS        | PIM         | GP       | G         | A         | PTS       | PIM        |    |
| Jarome Iginla     | 70             | 39         | 55         | 94         | 40          | 6        | 2         | 2         | 4         | 12         |    |
| Alex Tanguay      | 81             | 22         | 59         | 81         | 44          | 6        | 1         | 3         | 4         | 8          |    |
| Kristian Huselius | 81             | 34         | 43         | 77         | 26          | 6        | 0         | 2         | 2         | 4          |    |
| Daymond Langkow   | 81             | 33         | 44         | 77         | 44          | 6        | 2         | 2         | 4         | 4          |    |
| Dion Phaneuf      | 79             | 17         | 33         | 50         | 98          | 6        | 1         | 0         | 1         | 7          |    |
| Matthew Lombardi  | 81             | 20         | 26         | 46         | 48          | 6        | 1         | 1         | 2         | 0          |    |
| Roman Hamrlik     | 75             | 7          | 31         | 38         | 88          | 6        | 0         | 1         | 1         | 8          |    |
| Craig Conroy      | LA             | 52         | 5          | 11         | 16          | 38       | -         | -         | -         | -          |    |
|                   | CGY            | 28         | 8          | 13         | 21          | 18       | 6         | 1         | 1         | 2          | 8  |
| <b>TOTALS</b>     | <b>80</b>      | <b>13</b>  | <b>24</b>  | <b>37</b>  | <b>56</b>   | <b>6</b> | <b>1</b>  | <b>1</b>  | <b>2</b>  | <b>8</b>   |    |
| Tony Amonte       | 81             | 10         | 20         | 30         | 40          | 6        | 0         | 1         | 1         | 0          |    |
| Stephane Yelle    | 56             | 10         | 14         | 24         | 32          | 6        | 0         | 0         | 0         | 2          |    |
| Wayne Primeau     | BOS            | 51         | 7          | 8          | 15          | 75       | -         | -         | -         | -          |    |
|                   | CGY            | 27         | 3          | 4          | 7           | 36       | 6         | 0         | 2         | 2          | 14 |
| <b>TOTALS</b>     | <b>78</b>      | <b>10</b>  | <b>12</b>  | <b>22</b>  | <b>111</b>  | <b>6</b> | <b>0</b>  | <b>2</b>  | <b>2</b>  | <b>14</b>  |    |
| Brad Stuart       | BOS            | 48         | 7          | 10         | 17          | 26       | -         | -         | -         | -          |    |
|                   | CGY            | 27         | 0          | 5          | 5           | 18       | 6         | 0         | 1         | 1          | 6  |
| <b>TOTALS</b>     | <b>75</b>      | <b>7</b>   | <b>15</b>  | <b>22</b>  | <b>44</b>   | <b>6</b> | <b>0</b>  | <b>1</b>  | <b>1</b>  | <b>6</b>   |    |
| Robyn Regehr      | 78             | 2          | 19         | 21         | 75          | 1        | 0         | 0         | 0         | 0          |    |
| David Moss        | 41             | 10         | 8          | 18         | 12          | 6        | 0         | 1         | 1         | 0          |    |
| Mark Giordano     | 48             | 7          | 8          | 15         | 36          | 0        | 0         | 0         | 0         | 0          |    |
| Marcus Nilson     | 63             | 5          | 10         | 15         | 27          | 6        | 0         | 0         | 0         | 2          |    |
| Byron Ritchie     | 64             | 8          | 6          | 14         | 68          | 1        | 0         | 0         | 0         | 10         |    |
| Jeff Friesen      | 72             | 6          | 6          | 12         | 34          | 5        | 0         | 0         | 0         | 2          |    |
| Rhett Warrener    | 62             | 4          | 6          | 10         | 67          | 6        | 0         | 0         | 0         | 10         |    |
| Andrei Zyuzin     | 49             | 1          | 5          | 6          | 30          | 5        | 1         | 0         | 1         | 2          |    |
| Dustin Boyd       | 13             | 2          | 2          | 4          | 4           | -        | -         | -         | -         | -          |    |
| Richie Regehr     | 6              | 1          | 1          | 2          | 0           | -        | -         | -         | -         | -          |    |
| Eric Godard       | 19             | 0          | 1          | 1          | 50          | -        | -         | -         | -         | -          |    |
| David Hale        | NJ             | 43         | 0          | 1          | 1           | 26       | -         | -         | -         | -          |    |
|                   | CGY            | 11         | 0          | 0          | 0           | 10       | 2         | 0         | 0         | 0          | 6  |
| <b>TOTALS</b>     | <b>54</b>      | <b>0</b>   | <b>1</b>   | <b>1</b>   | <b>36</b>   | <b>2</b> | <b>0</b>  | <b>0</b>  | <b>0</b>  | <b>6</b>   |    |
| Tomi Maki         | 1              | 0          | 0          | 0          | 0           | -        | -         | -         | -         | -          |    |
| Carsen Gernymn    | 2              | 0          | 0          | 0          | 0           | -        | -         | -         | -         | -          |    |
| Darren McCarty    | 32             | 0          | 0          | 0          | 58          | -        | -         | -         | -         | -          |    |
| Brad Ference      | 5              | 0          | 0          | 0          | 2           | -        | -         | -         | -         | -          |    |
| Brandon Prust     | 10             | 0          | 0          | 0          | 25          | -        | -         | -         | -         | -          |    |
| Miikka Kiprusoff  | 74             | 0          | 0          | 0          | 2           | 6        | 0         | 0         | 0         | 0          |    |
| Jamie McLennan    | 9              | 0          | 0          | 0          | 16          | 1        | 0         | 0         | 0         | 12         |    |
| Bench             | 82             | -          | -          | -          | 22          | 7        | -         | -         | -         | 0          |    |
| Traded Players    | 133            | 6          | 27         | 33         | 134         | -        | -         | -         | -         | -          |    |
| <b>TOTALS</b>     | <b>82</b>      | <b>258</b> | <b>447</b> | <b>705</b> | <b>1204</b> | <b>6</b> | <b>10</b> | <b>17</b> | <b>27</b> | <b>117</b> |    |

| GOALTENDER       | GP        | MP          | GA         | GAA         | W-L-OTL         | SO        | EN       | GP       | MP         | GA        | GAA         | W-L        | SO       | EN       |
|------------------|-----------|-------------|------------|-------------|-----------------|-----------|----------|----------|------------|-----------|-------------|------------|----------|----------|
| Miikka Kiprusoff | 74        | 4419        | 181        | 2.46        | 40-24-9         | 7         | 6        | 6        | 384        | 18        | 2.81        | 2-4        | 0        | 0        |
| Jamie McLennan   | 9         | 533         | 32         | 3.60        | 3-5-1           | 0         | 0        | 1        | 1          | 0         | 0.00        | 0-0        | 0        | 0        |
| <b>TOTALS</b>    | <b>82</b> | <b>4952</b> | <b>213</b> | <b>2.58</b> | <b>43-29-10</b> | <b>10</b> | <b>5</b> | <b>6</b> | <b>385</b> | <b>18</b> | <b>2.81</b> | <b>2-4</b> | <b>0</b> | <b>0</b> |

# MIIKKA KIPRUSOFF WINS VEZINA AND JENNINGS TROPHIES

| COACH         | Regular Season |    |    |     |     |     | Playoffs |    |   |   |    |    |
|---------------|----------------|----|----|-----|-----|-----|----------|----|---|---|----|----|
|               | GP             | W  | L  | OTL | PTS | GF  | GA       | GP | W | L | GF | GA |
| Darryl Sutter | 82             | 46 | 25 | 11  | 103 | 218 | 200      | 7  | 3 | 4 | 16 | 17 |

1st Northwest Division, 7th overall. Playoffs: Conference Quarter-Finals – lost series to Anaheim 4-3

| PLAYER            | Regular Season |            |            |            |             | Playoffs |           |           |           |            |   |
|-------------------|----------------|------------|------------|------------|-------------|----------|-----------|-----------|-----------|------------|---|
|                   | GP             | G          | A          | PTS        | PIM         | GP       | G         | A         | PTS       | PIM        |   |
| Jarome Iginla     | 82             | 35         | 32         | 67         | 86          | 7        | 5         | 3         | 8         | 11         |   |
| Daymond Langkow   | 82             | 25         | 34         | 59         | 46          | 7        | 1         | 5         | 6         | 6          |   |
| Dion Phaneuf      | 82             | 20         | 29         | 49         | 93          | 7        | 1         | 0         | 1         | 7          |   |
| Kristian Huselius | FLA            | 24         | 5          | 3          | 8           | 4        | -         | -         | -         | -          |   |
|                   | CGY            | 54         | 15         | 24         | 39          | 36       | 7         | 2         | 4         | 6          | 4 |
| <b>TOTALS</b>     | <b>78</b>      | <b>20</b>  | <b>27</b>  | <b>47</b>  | <b>40</b>   | <b>7</b> | <b>2</b>  | <b>4</b>  | <b>6</b>  | <b>4</b>   |   |
| Tony Amonte       | 80             | 14         | 28         | 42         | 43          | 7        | 2         | 1         | 3         | 10         |   |
| Chuck Kobasew     | 77             | 20         | 11         | 31         | 64          | 7        | 1         | 0         | 1         | 0          |   |
| Andrew Ference    | 82             | 4          | 27         | 31         | 85          | 7        | 0         | 4         | 4         | 12         |   |
| Jamie Lundmark    | NYR            | 3          | 1          | 0          | 1           | 6        | -         | -         | -         | -          |   |
|                   | PHX            | 38         | 5          | 13         | 18          | 36       | -         | -         | -         | -          |   |
|                   | CGY            | 12         | 4          | 6          | 10          | 20       | 4         | 0         | 1         | 1          | 7 |
| <b>TOTALS</b>     | <b>53</b>      | <b>10</b>  | <b>19</b>  | <b>29</b>  | <b>62</b>   | <b>4</b> | <b>0</b>  | <b>1</b>  | <b>1</b>  | <b>7</b>   |   |
| Mike Leclerc      | PHX            | 35         | 9          | 12         | 21          | 29       | -         | -         | -         | -          |   |
|                   | CGY            | 15         | 1          | 4          | 5           | 8        | 3         | 0         | 0         | 0          | 2 |
| <b>TOTALS</b>     | <b>50</b>      | <b>10</b>  | <b>16</b>  | <b>26</b>  | <b>37</b>   | <b>3</b> | <b>0</b>  | <b>0</b>  | <b>0</b>  | <b>2</b>   |   |
| Roman Hamrlik     | 51             | 7          | 19         | 26         | 56          | 7        | 0         | 2         | 2         | 2          |   |
| Robyn Regehr      | 68             | 6          | 20         | 26         | 67          | 7        | 1         | 3         | 4         | 6          |   |
| Matthew Lombardi  | 55             | 6          | 20         | 26         | 48          | 7        | 0         | 2         | 2         | 2          |   |
| Chris Simon       | 72             | 8          | 14         | 22         | 94          | 6        | 0         | 1         | 1         | 7          |   |
| Shean Donovan     | 80             | 9          | 11         | 20         | 82          | 7        | 0         | 0         | 0         | 6          |   |
| Jordan Leopold    | 74             | 2          | 18         | 20         | 68          | 7        | 0         | 1         | 1         | 4          |   |
| Stephane Yelle    | 74             | 4          | 14         | 18         | 48          | 7        | 1         | 0         | 1         | 8          |   |
| Marcus Nilson     | 70             | 6          | 11         | 17         | 32          | -        | -         | -         | -         | -          |   |
| Darren McCarty    | 67             | 7          | 6          | 13         | 117         | 7        | 2         | 0         | 2         | 15         |   |
| Byron Ritchie     | 45             | 4          | 2          | 6          | 69          | 7        | 0         | 0         | 0         | 0          |   |
| Rhett Warrenner   | 61             | 3          | 3          | 6          | 54          | 7        | 0         | 0         | 0         | 14         |   |
| Craig MacDonald   | 25             | 3          | 2          | 5          | 8           | 1        | 0         | 0         | 0         | 0          |   |
| Cale Hulse        | PHX            | 0          | 0          | 0          | 0           | 0        | -         | -         | -         | -          |   |
|                   | CBJ            | 27         | 0          | 3          | 3           | 43       | -         | -         | -         | -          |   |
|                   | CGY            | 12         | 0          | 1          | 1           | 20       | -         | -         | -         | -          |   |
| <b>TOTALS</b>     | <b>39</b>      | <b>0</b>   | <b>4</b>   | <b>4</b>   | <b>63</b>   | <b>-</b> | <b>-</b>  | <b>-</b>  | <b>-</b>  | <b>-</b>   |   |
| Bryan Marchment   | 37             | 1          | 2          | 3          | 75          | -        | -         | -         | -         | -          |   |
| Richie Regehr     | 14             | 0          | 2          | 2          | 6           | -        | -         | -         | -         | -          |   |
| Mark Giordano     | 7              | 0          | 1          | 1          | 8           | -        | -         | -         | -         | -          |   |
| Eric Nystrom      | 2              | 0          | 0          | 0          | 0           | -        | -         | -         | -         | -          |   |
| Carsen Germyn     | 2              | 0          | 0          | 0          | 0           | -        | -         | -         | -         | -          |   |
| Lynn Loyns        | 1              | 0          | 0          | 0          | 0           | -        | -         | -         | -         | -          |   |
| Bench             | 82             | 0          | 0          | 0          | 18          | 7        | 0         | 0         | 0         | 4          |   |
| Traded Players    | 92             | 12         | 21         | 33         | 100         | -        | -         | -         | -         | -          |   |
| <b>TOTALS</b>     | <b>82</b>      | <b>216</b> | <b>362</b> | <b>578</b> | <b>1451</b> | <b>7</b> | <b>16</b> | <b>27</b> | <b>42</b> | <b>127</b> |   |

| GOALTENDER       | GP        | MP          | GA         | GAA         | W-L-OTL         | SO        | EN       | GP       | MP         | GA        | GAA         | W-L        | SO       | EN       |
|------------------|-----------|-------------|------------|-------------|-----------------|-----------|----------|----------|------------|-----------|-------------|------------|----------|----------|
| Miikka Kiprusoff | 74        | 4380        | 151        | 2.07        | 42-20-11        | 10        | 5        | 7        | 427:5      | 16        | 2.24        | 3-4        | 0        | 1        |
| Brian Boucher    | 3         | 182         | 15         | 4.95        | 1-2-0           | 0         | 0        | -        | -          | -         | -           | -          | -        | -        |
| Traded Goalie    | 8         | 402         | 22         | 3.28        | 3-3-0           | 0         | 0        | -        | -          | -         | -           | -          | -        | -        |
| <b>TOTALS</b>    | <b>82</b> | <b>4984</b> | <b>193</b> | <b>2.32</b> | <b>46-25-11</b> | <b>10</b> | <b>5</b> | <b>7</b> | <b>431</b> | <b>17</b> | <b>2.37</b> | <b>3-4</b> | <b>0</b> | <b>1</b> |

|  |
|--|
| <b>REGULAR SEASON MOST POINTS</b><br>JAROME IGINLA<br>67 |
| <b>MOST GOALS</b><br>JAROME IGINLA<br>35                 |
| <b>MOST ASSISTS</b><br>DAYMOND LANGKOW<br>34             |
| <b>MOST PENALTY MINUTES</b><br>DARREN MCCARTY<br>117     |
| <b>MOST WINS GOALIE</b><br>MIIKKA KIPRUSOFF<br>42        |
| <b>TROPHIES – AWARDS</b>                                 |
| <b>SCURFIELD HUMANITARIAN AWARD</b><br>RHETT WARRENER    |
| <b>J.R. McCAIG MEMORIAL AWARD</b><br>ROBYN REGEHR        |
| <b>MOLSON CUP</b><br>MIIKKA KIPRUSOFF                    |
| <b>VEZINA TROPHY</b><br>MIIKKA KIPRUSOFF                 |
| <b>WILLIAM JENNINGS TROPHY</b><br>MIIKKA KIPRUSOFF       |
| <b>PLAYOFFS MOST POINTS</b><br>JAROME IGINLA<br>8        |
| <b>MOST GOALS</b><br>JAROME IGINLA<br>5                  |
| <b>MOST ASSISTS</b><br>DAYMOND LANGKOW<br>5              |
| <b>MOST PENALTY MINUTES</b><br>DARREN MCCARTY<br>15      |

FLAMES RIDE 'C' OF RED TO THE STANLEY CUP FINALS

| COACH         | Regular Season |    |    |   |     |     |     |     | Playoffs |    |    |    |    |
|---------------|----------------|----|----|---|-----|-----|-----|-----|----------|----|----|----|----|
|               | GP             | W  | L  | T | OTL | PTS | GF  | GA  | GP       | W  | L  | GF | GA |
| Darryl Sutter | 82             | 42 | 30 | 7 | 3   | 94  | 200 | 176 | 26       | 15 | 11 | 60 | 53 |

3rd Northwest Division, 12th overall. Playoffs: Conference Quarter-Finals – defeated Vancouver 4-3; Conference Semi-Finals – defeated Detroit 4-2; Western Conference Finals – defeated San Jose 4-2; Stanley Cup Finals – lost to Tampa Bay 4-3

|  | Regular Season    |     |      |     |      |         |    |    | Playoffs |      |     |      |       |    |    |
|--|-------------------|-----|------|-----|------|---------|----|----|----------|------|-----|------|-------|----|----|
|  | PLAYER            | GP  | G    | A   | PTS  | PIM     | GP | G  | A        | PTS  | PIM |      |       |    |    |
| <b>REGULAR SEASON</b>                  |                   |     |      |     |      |         |    |    |          |      |     |      |       |    |    |
| <b>MOST POINTS</b>                     | Jarome Iginla     | 81  | 41   | 32  | 73   | 84      | 26 | 13 | 9        | 22   | 45  |      |       |    |    |
| JAROME IGINLA                          | Craig Conroy      | 63  | 8    | 39  | 47   | 44      | 26 | 6  | 11       | 17   | 12  |      |       |    |    |
| 73                                     | Shean Donovan     | 82  | 18   | 24  | 42   | 72      | 24 | 5  | 5        | 10   | 23  |      |       |    |    |
| <b>MOST GOALS</b>                      | Martin Gelinas    | 76  | 17   | 18  | 35   | 70      | 26 | 8  | 7        | 15   | 35  |      |       |    |    |
| JAROME IGINLA                          | Jordan Leopold    | 82  | 9    | 24  | 33   | 24      | 26 | 0  | 10       | 10   | 6   |      |       |    |    |
| 41                                     | Dean McAmmond     | 64  | 17   | 13  | 30   | 18      | -  | -  | -        | -    | -   |      |       |    |    |
| <b>MOST ASSISTS</b>                    | Matthew Lombardi  | 79  | 16   | 13  | 29   | 32      | 13 | 1  | 5        | 6    | 4   |      |       |    |    |
| CRAIG CONROY                           | Oleg Saprykin     | 69  | 12   | 17  | 29   | 41      | 26 | 3  | 3        | 6    | 14  |      |       |    |    |
| 39                                     | Steve Reinprecht  | 44  | 7    | 22  | 29   | 4       | -  | -  | -        | -    | -   |      |       |    |    |
| <b>MOST PENALTY MINUTES</b>            | Chris Simon       | 65  | 14   | 9   | 23   | 225     | -  | -  | -        | -    | -   |      |       |    |    |
| CHRIS SIMON                            | CGY               | 13  | 3    | 2   | 5    | 25      | 16 | 5  | 2        | 7    | 74  |      |       |    |    |
| 250                                    | TOTALS            | 78  | 17   | 11  | 28   | 250     | 16 | 5  | 2        | 7    | 74  |      |       |    |    |
| <b>MOST WINS GOALIE</b>                | Chris Clark       | 82  | 10   | 15  | 25   | 106     | 26 | 3  | 3        | 6    | 30  |      |       |    |    |
| MIKKA KIPRUSOFF                        | Marcus Nilson     | FLA | 69   | 6   | 13   | 19      | 26 | -  | -        | -    | -   |      |       |    |    |
| 24                                     | CGY               | 14  | 5    | 0   | 5    | 14      | 26 | 4  | 7        | 11   | 12  |      |       |    |    |
| <b>TROPHIES – AWARDS</b>               | TOTALS            | 83  | 11   | 13  | 24   | 40      | 26 | 4  | 7        | 11   | 12  |      |       |    |    |
| <b>SCURFIELD HUMANITARIAN AWARD</b>    | Ville Nieminen    | CHI | 60   | 2   | 11   | 13      | 40 | -  | -        | -    | -   |      |       |    |    |
| MARTIN GELINAS                         | CGY               | 19  | 3    | 5   | 8    | 18      | 24 | 4  | 4        | 8    | 55  |      |       |    |    |
| <b>MOLSON CUP</b>                      | TOTALS            | 79  | 5    | 16  | 21   | 58      | 24 | 4  | 4        | 8    | 55  |      |       |    |    |
| JAROME IGINLA                          | Toni Lydman       | 67  | 4    | 16  | 20   | 30      | 6  | 0  | 1        | 1    | 2   |      |       |    |    |
| <b>MAURICE "ROCKET" RICHARD TROPHY</b> | Robyn Regehr      | 82  | 4    | 14  | 18   | 74      | 26 | 2  | 7        | 9    | 20  |      |       |    |    |
| JAROME IGINLA (tie)                    | Chuck Kobasew     | 70  | 6    | 11  | 17   | 51      | 26 | 0  | 1        | 1    | 24  |      |       |    |    |
| <b>NHL 2ND ALL STAR</b>                | Stephane Yelle    | 53  | 4    | 13  | 17   | 24      | 23 | 3  | 3        | 6    | 16  |      |       |    |    |
| JAROME IGINLA                          | Rhett Warrener    | 77  | 3    | 14  | 17   | 97      | 24 | 0  | 1        | 1    | 6   |      |       |    |    |
| <b>HING CLANCY AWARD</b>               | Andrew Ference    | 72  | 4    | 12  | 16   | 53      | 26 | 0  | 3        | 3    | 25  |      |       |    |    |
| JAROME IGINLA                          | Denis Gauthier    | 80  | 1    | 15  | 16   | 113     | 6  | 0  | 1        | 1    | 4   |      |       |    |    |
| <b>NHL FOUNDATION AWARD</b>            | Krzysztof Oliwa   | 65  | 3    | 2   | 5    | 247     | 20 | 2  | 0        | 2    | 6   |      |       |    |    |
| JAROME IGINLA                          | Steve Montador    | 26  | 1    | 2   | 3    | 50      | 20 | 1  | 2        | 3    | 6   |      |       |    |    |
| <b>PLAYOFFS</b>                        | Dave Lowry        | 18  | 1    | 1   | 2    | 11      | 10 | 0  | 0        | 0    | 6   |      |       |    |    |
| <b>MOST POINTS</b>                     | Lynn Loyns        | SJ  | 2    | 0   | 0    | 0       | -  | -  | -        | -    | -   |      |       |    |    |
| JAROME IGINLA                          | CGY               | 12  | 0    | 2   | 2    | 2       | -  | -  | -        | -    | -   |      |       |    |    |
| 22                                     | TOTALS            | 14  | 0    | 2   | 2    | 2       | 0  | 0  | 0        | 0    | 0   |      |       |    |    |
| <b>MOST GOALS</b>                      | Martin Sonnenberg | 5   | 0    | 0   | 0    | 2       | 0  | 0  | 0        | 0    | 0   |      |       |    |    |
| JAROME IGINLA                          | Mike Commodore    | 12  | 0    | 0   | 0    | 25      | 20 | 0  | 2        | 2    | 19  |      |       |    |    |
| <b>MOST ASSISTS</b>                    | Brennan Evans     | -   | -    | -   | -    | -       | 2  | 0  | 0        | 0    | 0   |      |       |    |    |
| CRAIG CONROY                           | Bench             | 82  | 0    | 0   | 0    | 42      | 26 | 0  | 0        | 0    | 0   |      |       |    |    |
| 11                                     | Traded Players    | 95  | 3    | 9   | 12   | 40      | -  | -  | -        | -    | -   |      |       |    |    |
| <b>MOST PENALTY MINUTES</b>            | TOTALS            | 82  | 200  | 335 | 535  | 1428    | 26 | 60 | 87       | 147  | 444 |      |       |    |    |
| CHRIS SIMON                            | <b>GOALTENDER</b> | GP  | MP   | GA  | GAA  | W-L-OTL | SO | EN | GP       | MP   | GA  | GAA  | W-L   | SO | EN |
| 74                                     | Mikka Kiprusoff   | 38  | 2301 | 65  | 1.69 | 24-10-4 | 4  | 4  | 26       | 1655 | 51  | 1.85 | 15-11 | 5  | 2  |
| <b>MOST ASSISTS</b>                    | Roman Turek       | 18  | 1031 | 40  | 2.33 | 6-11-0  | 3  | 2  | 1        | 19   | 0   | 0.00 | 0-0   | 0  | 0  |
| CRAIG CONROY                           | Dany Sabourin     | 4   | 169  | 10  | 3.55 | 0-3-0   | 0  | 0  | -        | -    | -   | -    | -     | -  | -  |
| 11                                     | Jamie McLennan    | 26  | 1446 | 53  | 2.20 | 12-9-3  | 4  | 2  | -        | -    | -   | -    | -     | -  | -  |
| <b>MOST PENALTY MINUTES</b>            | TOTALS            | 82  | 4968 | 176 | 2.13 | 42-33-7 | 11 | 8  | 26       | 1680 | 53  | 1.89 | 15-11 | 5  | 2  |
| CHRIS SIMON                            |                   |     |      |     |      |         |    |    |          |      |     |      |       |    |    |
| 74                                     |                   |     |      |     |      |         |    |    |          |      |     |      |       |    |    |

## DARRYL SUTTER RETURNS TO HIS ALBERTA ROOTS

| COACH                                 | Regular Season |    |    |    |     |     |     |     |  | Playoffs |   |   |    |    |
|---------------------------------------|----------------|----|----|----|-----|-----|-----|-----|--|----------|---|---|----|----|
|                                       | GP             | W  | L  | T  | OTL | PTS | GF  | GA  |  | GP       | W | L | GF | GA |
| Greg Gilbert/Al MacNeil/Darryl Sutter | 82             | 29 | 36 | 13 | 4   | 75  | 186 | 228 |  | -        | - | - | -  | -  |

5th Northwest Division, 22nd overall.

| PLAYER          | Regular Season |     |     |     |      |    | Playoffs |   |   |     |     |  |
|-----------------|----------------|-----|-----|-----|------|----|----------|---|---|-----|-----|--|
|                 | GP             | G   | A   | PTS | PIM  |    | GP       | G | A | PTS | PIM |  |
| Jarome Iginla   | 75             | 35  | 32  | 67  | 49   |    | -        | - | - | -   | -   |  |
| Craig Conroy    | 79             | 22  | 37  | 59  | 36   |    | -        | - | - | -   | -   |  |
| Chris Drury     | 80             | 23  | 30  | 53  | 33   |    | -        | - | - | -   | -   |  |
| Martin Gelinias | 81             | 21  | 31  | 52  | 51   |    | -        | - | - | -   | -   |  |
| Toni Lydman     | 81             | 6   | 20  | 26  | 28   |    | -        | - | - | -   | -   |  |
| Stephane Yelle  | 82             | 10  | 15  | 25  | 50   |    | -        | - | - | -   | -   |  |
| Oleg Saprykin   | 52             | 8   | 15  | 23  | 46   |    | -        | - | - | -   | -   |  |
| Chris Clark     | 81             | 10  | 12  | 22  | 126  |    | -        | - | - | -   | -   |  |
| Dave Lowry      | 34             | 5   | 14  | 19  | 22   |    | -        | - | - | -   | -   |  |
| Dean McAmmond   | -              | -   | -   | -   | -    |    | -        | - | - | -   | -   |  |
| COL             | 41             | 10  | 8   | 18  | 10   |    | -        | - | - | -   | -   |  |
| TOTALS          | 41             | 10  | 8   | 18  | 10   |    | -        | - | - | -   | -   |  |
| Bob Boughner    | 69             | 3   | 14  | 17  | 126  |    | -        | - | - | -   | -   |  |
| Jordan Leopold  | 58             | 4   | 10  | 14  | 12   |    | -        | - | - | -   | -   |  |
| Shean Donovan   | PIT            | 52  | 4   | 5   | 9    | 30 |          | - | - | -   | -   |  |
| CGY             | 13             | 1   | 2   | 3   | 7    |    | -        | - | - | -   | -   |  |
| TOTALS          | 65             | 5   | 7   | 12  | 37   |    | -        | - | - | -   | -   |  |
| Denis Gauthier  | 72             | 1   | 11  | 12  | 99   |    | -        | - | - | -   | -   |  |
| Robyn Regehr    | 76             | 0   | 12  | 12  | 87   |    | -        | - | - | -   | -   |  |
| Scott Nichol    | 68             | 5   | 5   | 10  | 149  |    | -        | - | - | -   | -   |  |
| Blake Sloan     | 67             | 2   | 8   | 10  | 28   |    | -        | - | - | -   | -   |  |
| Petr Buzek      | 44             | 3   | 5   | 8   | 14   |    | -        | - | - | -   | -   |  |
| Andrew Ference  | PIT            | 22  | 1   | 3   | 4    | 36 |          | - | - | -   | -   |  |
| CGY             | 16             | 0   | 4   | 4   | 6    |    | -        | - | - | -   | -   |  |
| TOTALS          | 38             | 1   | 7   | 8   | 42   |    | -        | - | - | -   | -   |  |
| Chuck Kobasew   | 23             | 4   | 2   | 6   | 8    |    | -        | - | - | -   | -   |  |
| Craig Berube    | 55             | 2   | 4   | 6   | 100  |    | -        | - | - | -   | -   |  |
| Steve Begin     | 50             | 3   | 1   | 4   | 51   |    | -        | - | - | -   | -   |  |
| Blair Betts     | 9              | 1   | 3   | 4   | 0    |    | -        | - | - | -   | -   |  |
| Steve Montador  | 50             | 1   | 1   | 2   | 114  |    | -        | - | - | -   | -   |  |
| Mike Commodore  | 6              | 0   | 1   | 1   | 19   |    | -        | - | - | -   | -   |  |
| Ladislav Kohn   | 3              | 0   | 1   | 1   | 2    |    | -        | - | - | -   | -   |  |
| Mike Mottau     | 4              | 0   | 0   | 0   | 0    |    | -        | - | - | -   | -   |  |
| Rick Mrozik     | 2              | 0   | 0   | 0   | 0    |    | -        | - | - | -   | -   |  |
| Robert Dome     | 1              | 0   | 0   | 0   | 0    |    | -        | - | - | -   | -   |  |
| Bench           | 82             | 0   | 0   | 0   | 22   |    | -        | - | - | -   | -   |  |
| Traded Players  | 145            | 16  | 21  | 37  | 78   |    | -        | - | - | -   | -   |  |
| TOTALS          | 82             | 186 | 315 | 501 | 1391 |    | -        | - | - | -   | -   |  |

|   |
|---|
| <b>MOST POINTS</b><br>JAROME IGINLA 67              |
| <b>MOST GOALS</b><br>JAROME IGINLA 35               |
| <b>MOST ASSISTS</b><br>CRAIG CONROY 37              |
| <b>MOST PENALTY MINUTES</b><br>SCOTT NICHOL 149     |
| <b>MOST WINS GOALIE</b><br>ROMAN TUREK 27           |
| <b>TROPHIES - AWARDS</b>                            |
| <b>SCURFIELD HUMANITARIAN AWARD</b><br>ROBYN REGEHR |
| <b>MOLSON CUP</b><br>JAROME IGINLA                  |

| GOALTENDER     | GP | MP   | GA  | GAA  | W-L-OTL  | SO | EN | GP | MP | GA | GAA | W-L | SO | EN |
|----------------|----|------|-----|------|----------|----|----|----|----|----|-----|-----|----|----|
| Roman Turek    | 65 | 3822 | 164 | 2.57 | 27-29-9  | 4  | 4  | -  | -  | -  | -   | -   | -  | -  |
| Jamie McLennan | 22 | 1165 | 58  | 2.99 | 2-11-4   | 0  | 2  | -  | -  | -  | -   | -   | -  | -  |
| TOTALS         | 82 | 5012 | 228 | 2.73 | 29-40-13 | 4  | 6  | -  | -  | -  | -   | -   | -  | -  |

JAROME IGINLA CAPTURES ART ROSS AND ROCKET RICHARD TROPHIES

| COACH        | GP | Regular Season |    |    |     |     |     | Playoffs |    |   |   |    |    |
|--------------|----|----------------|----|----|-----|-----|-----|----------|----|---|---|----|----|
|              |    | W              | L  | T  | OTL | PTS | GF  | GA       | GP | W | L | GF | GA |
| Greg Gilbert | 82 | 32             | 35 | 12 | 3   | 79  | 201 | 220      | -  | - | - | -  | -  |

4th Northwest Division, 22nd overall.

**MOST POINTS**  
JAROME IGINLA  
96

**MOST GOALS**  
JAROME IGINLA  
52

**MOST ASSISTS**  
CRAIG CONROY  
48

**MOST PENALTY MINUTES**  
BOB BOUGHNER  
170

**MOST WINS GOALIE**  
ROMAN TUREK  
30

**TROPHIES - AWARDS**

**SCURFIELD HUMANITARIAN AWARD**  
JAROME IGINLA

**MOLSON CUP**  
JAROME IGINLA

**NHL 1ST ALL-STAR**  
JAROME IGINLA

**ART ROSS TROPHY**  
JAROME IGINLA

**MAURICE 'ROCKET' RICHARD TROPHY**  
JAROME IGINLA

**LESTER B. PEARSON AWARD**  
JAROME IGINLA

| PLAYER            | Regular Season |      |     |      |          | Playoffs |    |    |     |     |     |     |    |    |
|-------------------|----------------|------|-----|------|----------|----------|----|----|-----|-----|-----|-----|----|----|
|                   | GP             | G    | A   | PTS  | PIM      | GP       | G  | A  | PTS | PIM |     |     |    |    |
| Jarome Iginla     | 82             | 52   | 44  | 96   | 77       | -        | -  | -  | -   | -   |     |     |    |    |
| Craig Conroy      | 81             | 27   | 48  | 75   | 32       | -        | -  | -  | -   | -   |     |     |    |    |
| Dean McAmmond     | 73             | 21   | 30  | 51   | 60       | -        | -  | -  | -   | -   |     |     |    |    |
| Derek Morris      | 61             | 4    | 30  | 34   | 88       | -        | -  | -  | -   | -   |     |     |    |    |
| Marc Savard       | 56             | 14   | 19  | 33   | 48       | -        | -  | -  | -   | -   |     |     |    |    |
| Toni Lydman       | 79             | 6    | 22  | 28   | 52       | -        | -  | -  | -   | -   |     |     |    |    |
| Igor Kravchuk     | 78             | 4    | 22  | 26   | 19       | -        | -  | -  | -   | -   |     |     |    |    |
| Rob Niedermayer   | 57             | 6    | 14  | 20   | 49       | -        | -  | -  | -   | -   |     |     |    |    |
| Clarke Wilm       | 66             | 4    | 14  | 18   | 61       | -        | -  | -  | -   | -   |     |     |    |    |
| Chris Clark       | 64             | 10   | 7   | 17   | 79       | -        | -  | -  | -   | -   |     |     |    |    |
| Scott Nichol      | 60             | 8    | 9   | 17   | 107      | -        | -  | -  | -   | -   |     |     |    |    |
| Jamie Wright      | 44             | 4    | 12  | 16   | 20       | -        | -  | -  | -   | -   |     |     |    |    |
| Dave Lowry        | 62             | 7    | 6   | 13   | 51       | -        | -  | -  | -   | -   |     |     |    |    |
| Denis Gauthier    | 66             | 5    | 8   | 13   | 91       | -        | -  | -  | -   | -   |     |     |    |    |
| Steve Begin       | 51             | 7    | 5   | 12   | 79       | -        | -  | -  | -   | -   |     |     |    |    |
| Ronald Petrovicky | 77             | 5    | 7   | 12   | 85       | -        | -  | -  | -   | -   |     |     |    |    |
| Blake Sloan       | CLB            | 60   | 2   | 7    | 9        | 46       | -  | -  | -   | -   |     |     |    |    |
|                   | CGY            | 7    | 0   | 2    | 2        | 4        | -  | -  | -   | -   |     |     |    |    |
| <b>TOTALS</b>     | 67             | 2    | 9   | 11   | 50       | -        | -  | -  | -   | -   |     |     |    |    |
| Robyn Regehr      | 77             | 2    | 6   | 8    | 93       | -        | -  | -  | -   | -   |     |     |    |    |
| Jeff Shantz       | 40             | 3    | 3   | 6    | 23       | -        | -  | -  | -   | -   |     |     |    |    |
| Bob Boughner      | 79             | 2    | 4   | 6    | 170      | -        | -  | -  | -   | -   |     |     |    |    |
| Roman Turek       | 69             | 0    | 5   | 5    | 4        | -        | -  | -  | -   | -   |     |     |    |    |
| Craig Berube      | 66             | 3    | 1   | 4    | 164      | -        | -  | -  | -   | -   |     |     |    |    |
| Petr Buzek        | ATL            | 9    | 0   | 0    | 0        | 13       | -  | -  | -   | -   |     |     |    |    |
|                   | CGY            | 32   | 1   | 3    | 4        | 14       | -  | -  | -   | -   |     |     |    |    |
| <b>TOTALS</b>     | 41             | 1    | 3   | 4    | 27       | -        | -  | -  | -   | -   |     |     |    |    |
| Steve Montador    | 11             | 1    | 2   | 3    | 26       | -        | -  | -  | -   | -   |     |     |    |    |
| Mike Vernon       | 18             | 0    | 3   | 3    | 0        | -        | -  | -  | -   | -   |     |     |    |    |
| Jason Botterill   | 4              | 1    | 0   | 1    | 2        | -        | -  | -  | -   | -   |     |     |    |    |
| Blair Betts       | 6              | 1    | 0   | 1    | 2        | -        | -  | -  | -   | -   |     |     |    |    |
| Kay Whitmore      | 1              | 0    | 0   | 0    | 0        | -        | -  | -  | -   | -   |     |     |    |    |
| Dallas Eakins     | 3              | 0    | 0   | 0    | 4        | -        | -  | -  | -   | -   |     |     |    |    |
| Alan Letang       | 2              | 0    | 0   | 0    | 0        | -        | -  | -  | -   | -   |     |     |    |    |
| Ryan Christie     | 2              | 0    | 0   | 0    | 0        | -        | -  | -  | -   | -   |     |     |    |    |
| Oleg Saprykin     | 3              | 0    | 0   | 0    | 0        | -        | -  | -  | -   | -   |     |     |    |    |
| Micki DuPont      | 2              | 0    | 0   | 0    | 2        | -        | -  | -  | -   | -   |     |     |    |    |
| Bench             | 82             | 0    | 0   | 0    | 12       | -        | -  | -  | -   | -   |     |     |    |    |
| Traded Players    | 84             | 3    | 5   | 8    | 68       | -        | -  | -  | -   | -   |     |     |    |    |
| <b>TOTALS</b>     | 82             | 201  | 331 | 532  | 1586     | -        | -  | -  | -   | -   |     |     |    |    |
| GOALTENDER        | GP             | MP   | GA  | GAA  | W-L-T    | SO       | EN | GP | MP  | GA  | GAA | W-L | SO | EN |
| Roman Turek       | 69             | 4081 | 172 | 2.53 | 30-28-11 | 5        | 6  | -  | -   | -   | -   | -   | -  | -  |
| Mike Vernon       | 18             | 825  | 38  | 2.73 | 2-9-1    | 1        | 1  | -  | -   | -   | -   | -   | -  | -  |
| Kay Whitmore      | 1              | 58   | 3   | 3.10 | 0-1-0    | 0        | 0  | -  | -   | -   | -   | -   | -  | -  |
| <b>TOTALS</b>     | 82             | 4990 | 220 | 2.65 | 32-38-12 | 7        | 7  | -  | -   | -   | -   | -   | -  | -  |

JAROME IGINLA LEADS FLAMES WITH 71 POINTS

| COACH                | Regular Season |    |    |    |     |     |     | Playoffs |    |   |   |    |    |
|----------------------|----------------|----|----|----|-----|-----|-----|----------|----|---|---|----|----|
|                      | GP             | W  | L  | T  | OTL | PTS | GF  | GA       | GP | W | L | GF | GA |
| Don Hay/Greg Gilbert | 82             | 27 | 36 | 15 | 4   | 73  | 197 | 236      | -  | - | - | -  | -  |

4th Northwest Division, 20th overall.

| PLAYER            | Regular Season |            |            |            |             | Playoffs |          |          |          |          |
|-------------------|----------------|------------|------------|------------|-------------|----------|----------|----------|----------|----------|
|                   | GP             | G          | A          | PTS        | PIM         | GP       | G        | A        | PTS      | PIM      |
| Jarome Iginla     | 77             | 31         | 40         | 71         | 62          | -        | -        | -        | -        | -        |
| Marc Savard       | 77             | 23         | 42         | 65         | 46          | -        | -        | -        | -        | -        |
| Valeri Bure       | 78             | 27         | 28         | 55         | 26          | -        | -        | -        | -        | -        |
| Dave Lowry        | 79             | 18         | 17         | 35         | 47          | -        | -        | -        | -        | -        |
| Phil Housley      | 69             | 4          | 30         | 34         | 24          | -        | -        | -        | -        | -        |
| Craig Conroy      | STL            | 69         | 11         | 14         | 25          | 46       | -        | -        | -        | -        |
|                   | CGY            | 14         | 3          | 4          | 7           | 14       | -        | -        | -        | -        |
| <b>TOTALS</b>     | <b>83</b>      | <b>14</b>  | <b>18</b>  | <b>32</b>  | <b>60</b>   | <b>-</b> | <b>-</b> | <b>-</b> | <b>-</b> | <b>-</b> |
| Derek Morris      | 51             | 5          | 23         | 28         | 56          | -        | -        | -        | -        | -        |
| Oleg Saprykin     | 59             | 9          | 14         | 23         | 43          | -        | -        | -        | -        | -        |
| Jeff Shantz       | 73             | 5          | 15         | 20         | 58          | -        | -        | -        | -        | -        |
| Tommy Albelin     | 77             | 1          | 19         | 20         | 22          | -        | -        | -        | -        | -        |
| Toni Lydman       | 62             | 3          | 16         | 19         | 30          | -        | -        | -        | -        | -        |
| Jason Wiemer      | 65             | 10         | 5          | 15         | 177         | -        | -        | -        | -        | -        |
| Clarke Wilm       | 81             | 7          | 8          | 15         | 69          | -        | -        | -        | -        | -        |
| Igor Kravchuk     | OTT            | 15         | 1          | 5          | 6           | 14       | -        | -        | -        | -        |
|                   | CGY            | 37         | 0          | 8          | 8           | 4        | -        | -        | -        | -        |
| <b>TOTALS</b>     | <b>52</b>      | <b>1</b>   | <b>13</b>  | <b>14</b>  | <b>18</b>   | <b>-</b> | <b>-</b> | <b>-</b> | <b>-</b> | <b>-</b> |
| Jeff Cowan        | 51             | 9          | 4          | 13         | 74          | -        | -        | -        | -        | -        |
| Daniel Tkaczuk    | 19             | 4          | 7          | 11         | 14          | -        | -        | -        | -        | -        |
| Ronald Petrovicky | 30             | 4          | 5          | 9          | 54          | -        | -        | -        | -        | -        |
| Denis Gauthier    | 62             | 2          | 6          | 8          | 78          | -        | -        | -        | -        | -        |
| Chris Clark       | 29             | 5          | 1          | 6          | 38          | -        | -        | -        | -        | -        |
| Brad Werenka      | 33             | 1          | 4          | 5          | 16          | -        | -        | -        | -        | -        |
| Robyn Regehr      | 71             | 1          | 3          | 4          | 70          | -        | -        | -        | -        | -        |
| Dwayne Hay        | 49             | 1          | 3          | 4          | 16          | -        | -        | -        | -        | -        |
| Ron Sutter        | 21             | 1          | 3          | 4          | 12          | -        | -        | -        | -        | -        |
| Benoit Gratton    | 14             | 1          | 3          | 4          | 14          | -        | -        | -        | -        | -        |
| Steve Smith       | 13             | 0          | 2          | 2          | 17          | -        | -        | -        | -        | -        |
| Dallas Eakins     | 17             | 0          | 1          | 1          | 11          | -        | -        | -        | -        | -        |
| Mike Vernon       | 41             | 0          | 1          | 1          | 16          | -        | -        | -        | -        | -        |
| Fred Brathwaite   | 49             | 0          | 1          | 1          | 2           | -        | -        | -        | -        | -        |
| Martin Brochu     | 0              | 0          | 0          | 0          | 0           | -        | -        | -        | -        | -        |
| Niklas Andersson  | 11             | 0          | 1          | 1          | 4           | -        | -        | -        | -        | -        |
| Marty Murray      | 7              | 0          | 0          | 0          | 0           | -        | -        | -        | -        | -        |
| Rico Fata         | 5              | 0          | 0          | 0          | 6           | -        | -        | -        | -        | -        |
| Steve Begin       | 4              | 0          | 0          | 0          | 21          | -        | -        | -        | -        | -        |
| Traded Players    | 141            | 22         | 33         | 55         | 221         | -        | -        | -        | -        | -        |
| <b>TOTALS</b>     | <b>82</b>      | <b>197</b> | <b>347</b> | <b>544</b> | <b>1376</b> | <b>-</b> | <b>-</b> | <b>-</b> | <b>-</b> | <b>-</b> |

|  |
|--|
| <b>MOST POINTS</b><br>JAROME IGINLA 71               |
| <b>MOST GOALS</b><br>JAROME IGINLA 31                |
| <b>MOST ASSISTS</b><br>MARC SAVARD<br>42             |
| <b>MOST PENALTY MINUTES</b><br>JASON WIEMER 177      |
| <b>MOST WINS GOALIE</b><br>FRED BRATHWAITE<br>15     |
| <b>TROPHIES - AWARDS</b>                             |
| <b>SCURFIELD HUMANITARIAN AWARD</b><br>JAROME IGINLA |
| <b>MOLSON CUP</b><br>JAROME IGINLA                   |

| GOALTENDER      | GP        | MP          | GA         | GAA         | W-L-T           | SO       | EN       | GP       | MP       | GA       | GAA      | W-L      | SO       | EN       |
|-----------------|-----------|-------------|------------|-------------|-----------------|----------|----------|----------|----------|----------|----------|----------|----------|----------|
| Fred Brathwaite | 49        | 2742        | 106        | 2.32        | 15-17-10        | 5        | 6        | -        | -        | -        | -        | -        | -        | -        |
| Mike Vernon     | 41        | 2246        | 121        | 3.23        | 12-23-5         | 3        | 3        | -        | -        | -        | -        | -        | -        | -        |
| <b>TOTALS</b>   | <b>82</b> | <b>5009</b> | <b>236</b> | <b>2.83</b> | <b>27-40-15</b> | <b>8</b> | <b>9</b> | <b>-</b> | <b>-</b> | <b>-</b> | <b>-</b> | <b>-</b> | <b>-</b> | <b>-</b> |

VALERI BURE LEADS FLAMES WITH 75 POINTS

| COACH        | GP | Regular Season |    |    |    |     |     | Playoffs |    |   |   |    |    |
|--------------|----|----------------|----|----|----|-----|-----|----------|----|---|---|----|----|
|              |    | W              | L  | T  | RT | PTS | GF  | GA       | GP | W | L | GF | GA |
| Brian Sutter | 82 | 31             | 41 | 10 | 5  | 77  | 211 | 256      | -  | - | - | -  | -  |

4th Northwest Division, 22nd overall.

|                                     |
|-------------------------------------|
| <b>MOST POINTS</b>                  |
| VALERI BURE<br>75                   |
| <b>MOST GOALS</b>                   |
| VALERI BURE<br>35                   |
| <b>MOST ASSISTS</b>                 |
| PHIL HOUSLEY<br>44                  |
| <b>MOST PENALTY MINUTES</b>         |
| WADE BELAK<br>122                   |
| <b>MOST WINS GOALIE</b>             |
| FRED BRATHWAITE<br>25               |
| <b>TROPHIES - AWARDS</b>            |
| <b>SCURFIELD HUMANITARIAN AWARD</b> |
| ROBYN REGEHR                        |
| <b>MOLSON CUP</b>                   |
| FRED BRATHWAITE                     |

| PLAYER                | Regular Season |            |            |            |             | Playoffs |   |   |     |     |
|-----------------------|----------------|------------|------------|------------|-------------|----------|---|---|-----|-----|
|                       | GP             | G          | A          | PTS        | PIM         | GP       | G | A | PTS | PIM |
| Valeri Bure           | 82             | 35         | 40         | 75         | 50          | -        | - | - | -   | -   |
| Jarome Iginla         | 77             | 29         | 34         | 63         | 26          | -        | - | - | -   | -   |
| Phil Housley          | 78             | 11         | 44         | 55         | 24          | -        | - | - | -   | -   |
| Marc Savard           | 78             | 22         | 31         | 53         | 56          | -        | - | - | -   | -   |
| Derek Morris          | 78             | 9          | 29         | 38         | 80          | -        | - | - | -   | -   |
| Sergei KrivokrasovNSH | 63             | 9          | 17         | 26         | 40          | -        | - | - | -   | -   |
| CGY                   | 12             | 1          | 10         | 11         | 4           | -        | - | - | -   | -   |
| TOTALS                | 75             | 10         | 27         | 37         | 44          | -        | - | - | -   | -   |
| Andrei Nazarov        | 76             | 10         | 22         | 32         | 78          | -        | - | - | -   | -   |
| Jeff Shantz           | 74             | 13         | 18         | 31         | 30          | -        | - | - | -   | -   |
| Darryl Shannon ATL    | 49             | 5          | 13         | 18         | 65          | -        | - | - | -   | -   |
| CGY                   | 27             | 1          | 8          | 9          | 22          | -        | - | - | -   | -   |
| TOTALS                | 76             | 6          | 21         | 27         | 87          | -        | - | - | -   | -   |
| Jason Wiemer          | 64             | 11         | 11         | 22         | 120         | -        | - | - | -   | -   |
| Clarke Wilm           | 78             | 10         | 12         | 22         | 67          | -        | - | - | -   | -   |
| Cory Stillman         | 37             | 12         | 9          | 21         | 12          | -        | - | - | -   | -   |
| Bill Lindsay          | 80             | 8          | 12         | 20         | 86          | -        | - | - | -   | -   |
| Martin St. Louis      | 56             | 3          | 15         | 18         | 22          | -        | - | - | -   | -   |
| Andreas Johansson TB  | 12             | 2          | 3          | 5          | 8           | -        | - | - | -   | -   |
| CGY                   | 28             | 3          | 7          | 10         | 14          | -        | - | - | -   | -   |
| TOTALS                | 40             | 5          | 10         | 15         | 22          | -        | - | - | -   | -   |
| Brad Werenka PIT      | 61             | 3          | 8          | 11         | 69          | -        | - | - | -   | -   |
| CGY                   | 12             | 1          | 1          | 2          | 21          | -        | - | - | -   | -   |
| TOTALS                | 73             | 4          | 9          | 13         | 90          | -        | - | - | -   | -   |
| Robyn Regehr          | 57             | 5          | 7          | 12         | 46          | -        | - | - | -   | -   |
| Tommy Albelin         | 41             | 4          | 6          | 10         | 12          | -        | - | - | -   | -   |
| Bobby Dollas OTT      | 1              | 0          | 0          | 0          | 0           | -        | - | - | -   | -   |
| CGY                   | 49             | 3          | 7          | 10         | 28          | -        | - | - | -   | -   |
| TOTALS                | 50             | 3          | 7          | 10         | 28          | -        | - | - | -   | -   |
| Marc Bureau PHI       | 54             | 2          | 2          | 4          | 10          | -        | - | - | -   | -   |
| CGY                   | 9              | 1          | 3          | 4          | 2           | -        | - | - | -   | -   |
| TOTALS                | 63             | 3          | 5          | 8          | 12          | -        | - | - | -   | -   |
| Jeff Cowan            | 13             | 4          | 1          | 5          | 16          | -        | - | - | -   | -   |
| Jason Botterill ATL   | 25             | 1          | 4          | 5          | 17          | -        | - | - | -   | -   |
| CGY                   | 2              | 0          | 0          | 0          | 0           | -        | - | - | -   | -   |
| TOTALS                | 27             | 1          | 4          | 5          | 17          | -        | - | - | -   | -   |
| Steve Smith           | 20             | 0          | 4          | 4          | 42          | -        | - | - | -   | -   |
| Sergei Varlamov       | 7              | 3          | 0          | 3          | 0           | -        | - | - | -   | -   |
| Steve Begin           | 13             | 1          | 1          | 2          | 18          | -        | - | - | -   | -   |
| Denis Gauthier        | 39             | 1          | 1          | 2          | 50          | -        | - | - | -   | -   |
| Benoit Gratton        | 10             | 0          | 2          | 2          | 10          | -        | - | - | -   | -   |
| Wade Belak            | 40             | 0          | 2          | 2          | 122         | -        | - | - | -   | -   |
| Stewart Malgunas      | 4              | 0          | 1          | 1          | 2           | -        | - | - | -   | -   |
| Oleg Saprykin         | 4              | 0          | 1          | 1          | 2           | -        | - | - | -   | -   |
| Chris Clark           | 22             | 0          | 1          | 1          | 14          | -        | - | - | -   | -   |
| Steve Dubinsky        | 23             | 0          | 1          | 1          | 4           | -        | - | - | -   | -   |
| Lee Sorochan          | 1              | 0          | 0          | 0          | 0           | -        | - | - | -   | -   |
| Dave Roche            | 2              | 0          | 0          | 0          | 5           | -        | - | - | -   | -   |
| Rico Fata             | 2              | 0          | 0          | 0          | 0           | -        | - | - | -   | -   |
| Darrel Scoville       | 6              | 0          | 0          | 0          | 2           | -        | - | - | -   | -   |
| J-S Giguere           | 7              | 0          | 0          | 0          | 2           | -        | - | - | -   | -   |
| Eric Charron          | 21             | 0          | 0          | 0          | 37          | -        | - | - | -   | -   |
| Grant Fuhr            | 23             | 0          | 0          | 0          | 2           | -        | - | - | -   | -   |
| Fred Brathwaite       | 61             | 0          | 0          | 0          | 4           | -        | - | - | -   | -   |
| Bench                 | 153            | 10         | 29         | 39         | 135         | -        | - | - | -   | -   |
| <b>TOTALS</b>         | <b>82</b>      | <b>211</b> | <b>370</b> | <b>581</b> | <b>1267</b> | -        | - | - | -   | -   |

| GOALTENDER      | GP        | MP          | GA         | GAA         | W-L-T           | SO EN      | GP | MP | GA | GAA | W-L | SO EN |
|-----------------|-----------|-------------|------------|-------------|-----------------|------------|----|----|----|-----|-----|-------|
| J-S Giguere     | 7         | 330         | 15         | 2.73        | 1-3-1           | 0 1        | -  | -  | -  | -   | -   | -     |
| Fred Brathwaite | 61        | 3448        | 158        | 2.75        | 25-25-7         | 5 3        | -  | -  | -  | -   | -   | -     |
| Grant Fuhr      | 23        | 1205        | 77         | 3.83        | 5-13-2          | 0 2        | -  | -  | -  | -   | -   | -     |
| <b>TOTALS</b>   | <b>82</b> | <b>5007</b> | <b>256</b> | <b>3.07</b> | <b>31-41-10</b> | <b>5 6</b> | -  | -  | -  | -   | -   | -     |

CORY STILLMAN LEADS FLAMES WITH 57 POINTS

| COACH        | Regular Season |    |    |    |     |     |     |    | Playoffs |   |    |    |  |
|--------------|----------------|----|----|----|-----|-----|-----|----|----------|---|----|----|--|
|              | GP             | W  | L  | T  | PTS | GF  | GA  | GP | W        | L | GF | GA |  |
| Brian Sutter | 82             | 30 | 40 | 12 | 72  | 211 | 234 | -  | -        | - | -  | -  |  |

3rd Northwest Division, 20th overall.

| PLAYER            | Regular Season |            |            |            |             |    | Playoffs |   |     |     |  |  |
|-------------------|----------------|------------|------------|------------|-------------|----|----------|---|-----|-----|--|--|
|                   | GP             | G          | A          | PTS        | PIM         | GP | G        | A | PTS | PIM |  |  |
| Cory Stillman     | 76             | 27         | 30         | 57         | 38          | -  | -        | - | -   | -   |  |  |
| Phil Housley      | 79             | 11         | 43         | 54         | 52          | -  | -        | - | -   | -   |  |  |
| Valeri Bure       | 80             | 26         | 27         | 53         | 22          | -  | -        | - | -   | -   |  |  |
| Jarome Iginla     | 82             | 28         | 23         | 51         | 58          | -  | -        | - | -   | -   |  |  |
| Andrew Cassels    | 70             | 12         | 25         | 37         | 18          | -  | -        | - | -   | -   |  |  |
| Derek Morris      | 71             | 7          | 27         | 34         | 73          | -  | -        | - | -   | -   |  |  |
| Rene Corbet       | COL 53         | 8          | 14         | 22         | 58          | -  | -        | - | -   | -   |  |  |
|                   | CGY 20         | 5          | 4          | 9          | 10          | -  | -        | - | -   | -   |  |  |
| TOTALS            | 73             | 13         | 18         | 31         | 68          | -  | -        | - | -   | -   |  |  |
| Jeff Shantz       | CHI 7          | 1          | 0          | 1          | 4           | -  | -        | - | -   | -   |  |  |
|                   | CGY 69         | 12         | 17         | 29         | 40          | -  | -        | - | -   | -   |  |  |
| TOTALS            | 76             | 13         | 17         | 30         | 44          | -  | -        | - | -   | -   |  |  |
| Jason Wiemer      | 78             | 8          | 13         | 21         | 177         | -  | -        | - | -   | -   |  |  |
| Clarke Wilm       | 78             | 10         | 8          | 18         | 53          | -  | -        | - | -   | -   |  |  |
| Andrei Nazarov    | T.B. 26        | 2          | 0          | 2          | 43          | -  | -        | - | -   | -   |  |  |
|                   | CGY 36         | 5          | 9          | 14         | 30          | -  | -        | - | -   | -   |  |  |
| TOTALS            | 62             | 7          | 9          | 16         | 73          | -  | -        | - | -   | -   |  |  |
| Steve Smith       | 69             | 1          | 14         | 15         | 80          | -  | -        | - | -   | -   |  |  |
| Steve Dubinsky    | CHI 1          | 0          | 0          | 0          | 0           | -  | -        | - | -   | -   |  |  |
|                   | CGY 61         | 4          | 10         | 14         | 0           | -  | -        | - | -   | -   |  |  |
| TOTALS            | 62             | 4          | 10         | 14         | 14          | -  | -        | - | -   | -   |  |  |
| Cale Hulse        | 73             | 3          | 9          | 12         | 117         | -  | -        | - | -   | -   |  |  |
| Hnat Domenichelli | 23             | 5          | 5          | 10         | 11          | -  | -        | - | -   | -   |  |  |
| Todd Simpson      | 73             | 2          | 8          | 10         | 151         | -  | -        | - | -   | -   |  |  |
| Ed Ward           | 68             | 3          | 5          | 8          | 67          | -  | -        | - | -   | -   |  |  |
| Denis Gauthier    | 55             | 3          | 4          | 7          | 68          | -  | -        | - | -   | -   |  |  |
| Dave Roche        | 36             | 3          | 3          | 6          | 44          | -  | -        | - | -   | -   |  |  |
| Tommy Albelin     | 60             | 1          | 5          | 6          | 8           | -  | -        | - | -   | -   |  |  |
| Bob Bassen        | 41             | 1          | 2          | 3          | 35          | -  | -        | - | -   | -   |  |  |
| Tom Chorske       | NYI 2          | 0          | 1          | 1          | 2           | -  | -        | - | -   | -   |  |  |
|                   | WSH 17         | 0          | 2          | 2          | 4           | -  | -        | - | -   | -   |  |  |
|                   | CGY 7          | 0          | 0          | 0          | 2           | -  | -        | - | -   | -   |  |  |
| TOTALS            | 26             | 0          | 3          | 3          | 8           | -  | -        | - | -   | -   |  |  |
| Martin St. Louis  | 13             | 1          | 1          | 2          | 10          | -  | -        | - | -   | -   |  |  |
| Fred Brathwaite   | 28             | 0          | 2          | 2          | 2           | -  | -        | - | -   | -   |  |  |
| Eric Landry       | 3              | 0          | 1          | 1          | 0           | -  | -        | - | -   | -   |  |  |
| Tyler Moss        | 11             | 0          | 1          | 1          | 0           | -  | -        | - | -   | -   |  |  |
| Eric Charron      | 12             | 0          | 1          | 1          | 14          | -  | -        | - | -   | -   |  |  |
| J-S Giguere       | 15             | 0          | 1          | 1          | 4           | -  | -        | - | -   | -   |  |  |
| Rico Fata         | 20             | 0          | 1          | 1          | 4           | -  | -        | - | -   | -   |  |  |
| Ken Wregget       | 27             | 0          | 1          | 1          | 8           | -  | -        | - | -   | -   |  |  |
| Wade Belak        | COL 22         | 0          | 0          | 0          | 71          | -  | -        | - | -   | -   |  |  |
|                   | CGY 9          | 0          | 1          | 1          | 23          | -  | -        | - | -   | -   |  |  |
| TOTALS            | 31             | 0          | 1          | 1          | 94          | -  | -        | - | -   | -   |  |  |
| Lee Sorochan      | 2              | 0          | 0          | 0          | 0           | -  | -        | - | -   | -   |  |  |
| Rocky Thompson    | 3              | 0          | 0          | 0          | 25          | -  | -        | - | -   | -   |  |  |
| Tyrone Garner     | 3              | 0          | 0          | 0          | 0           | -  | -        | - | -   | -   |  |  |
| Andrei Trefilov   | CHI 1          | 0          | 0          | 0          | 0           | -  | -        | - | -   | -   |  |  |
|                   | CGY 4          | 0          | 0          | 0          | 0           | -  | -        | - | -   | -   |  |  |
| TOTALS            | 5              | 0          | 0          | 0          | 0           | -  | -        | - | -   | -   |  |  |
| Bench             | 109            | 33         | 47         | 80         | 123         | -  | -        | - | -   | -   |  |  |
| <b>TOTALS</b>     | <b>82</b>      | <b>211</b> | <b>348</b> | <b>559</b> | <b>1367</b> | -  | -        | - | -   | -   |  |  |

- MOST POINTS**  
CORY STILLMAN 57
- MOST GOALS**  
JAROME IGINLA 28
- MOST ASSISTS**  
PHIL HOUSLEY 43
- MOST PENALTY MINUTES**  
JASON WIEMER 177
- MOST WINS GOALIE**  
FRED BRATHWAITE 11
- TROPHIES - AWARDS**  
  
**SCURFIELD HUMANITARIAN AWARD**  
ED WARD
- MOLSON CUP**  
FRED BRATHWAITE

| GOALTENDER      | GP        | MP          | GA         | GAA         | W-L-T           | SO       | EN       | GP | MP | GA | GAA | W-L | SO | EN |
|-----------------|-----------|-------------|------------|-------------|-----------------|----------|----------|----|----|----|-----|-----|----|----|
| Fred Brathwaite | 28        | 1663        | 68         | 2.45        | 11-9-7          | 1        | 3        | -  | -  | -  | -   | -   | -  | -  |
| Tyler Moss      | 11        | 550         | 23         | 2.51        | 3-7-0           | 0        | 0        | -  | -  | -  | -   | -   | -  | -  |
| Ken Wregget     | 27        | 1590        | 67         | 2.53        | 10-12-4         | 1        | 2        | -  | -  | -  | -   | -   | -  | -  |
| J-S Giguere     | 15        | 860         | 46         | 3.21        | 6-7-1           | 0        | 2        | -  | -  | -  | -   | -   | -  | -  |
| Andrei Trefilov | CHI 1     | 25          | 4          | 9.60        | 0-1-0           | 0        | 0        | -  | -  | -  | -   | -   | -  | -  |
|                 | CGY 4     | 162         | 11         | 4.07        | 0-3-0           | 0        | 0        | -  | -  | -  | -   | -   | -  | -  |
| TOTALS          | 5         | 187         | 15         | 4.81        | 0-4-0           | 0        | 0        | -  | -  | -  | -   | -   | -  | -  |
| Tyrone Garner   | 3         | 139         | 12         | 5.18        | 0-2-0           | 0        | 0        | -  | -  | -  | -   | -   | -  | -  |
| <b>TOTALS</b>   | <b>82</b> | <b>4990</b> | <b>234</b> | <b>2.81</b> | <b>30-40-12</b> | <b>2</b> | <b>7</b> | -  | -  | -  | -   | -   | -  | -  |



## BRIAN SUTTER RETURNS HOME TO ALBERTA TO COACH THE FLAMES

| Coach        | GP | Regular Season |    |    |     |     |     | Playoffs |   |   |    |    |
|--------------|----|----------------|----|----|-----|-----|-----|----------|---|---|----|----|
|              |    | W              | L  | T  | PTS | GF  | GA  | GP       | W | L | GF | GA |
| Brian Sutter | 82 | 26             | 41 | 15 | 67  | 217 | 252 | -        | - | - | -  | -  |

5th Pacific Division, 22nd overall.

|  | PLAYER            | Regular Season |            |            |             |     | Playoffs |   |   |     |     |
|--|-------------------|----------------|------------|------------|-------------|-----|----------|---|---|-----|-----|
|  |                   | GP             | G          | A          | PTS         | PIM | GP       | G | A | PTS | PIM |
| <b>MOST POINTS</b><br>THEOREN FLEURY<br>78                 | Theoren Fleury    | 82             | 27         | 51         | 78          | 197 | -        | - | - | -   | -   |
|  | Cory Stillman     | 72             | 27         | 22         | 49          | 40  | -        | - | - | -   | -   |
| <b>MOST GOALS</b><br>THEOREN FLEURY<br>CORY STILLMAN<br>27 | Marty McInnis     | 75             | 19         | 25         | 44          | 34  | -        | - | - | -   | -   |
|  | Andrew Cassels    | 81             | 17         | 27         | 44          | 32  | -        | - | - | -   | -   |
| <b>MOST ASSISTS</b><br>THEOREN FLEURY<br>51                | German Titov      | 68             | 18         | 22         | 40          | 38  | -        | - | - | -   | -   |
|  | Valeri Bure       | MTL            | 50         | 7          | 22          | 29  | 33       | - | - | -   | -   |
|  | CGY               | 16             | 5          | 4          | 9           | 2   | -        | - | - | -   | -   |
| <b>MOST PENALTY MINUTES</b><br>THEOREN FLEURY<br>197       | TOTALS            | 66             | 12         | 26         | 38          | 35  | -        | - | - | -   | -   |
|  | Michael Nylander  | 65             | 13         | 23         | 36          | 24  | -        | - | - | -   | -   |
|  | Jarome Iginla     | 70             | 13         | 19         | 32          | 29  | -        | - | - | -   | -   |
| <b>MOST WINS GOALIE</b><br>RICK TABARACCI<br>13            | Derek Morris      | 82             | 9          | 20         | 29          | 88  | -        | - | - | -   | -   |
|  | Cale Hulse        | 79             | 5          | 22         | 27          | 169 | -        | - | - | -   | -   |
|  | Jason Wiemer      | T.B.           | 67         | 8          | 9           | 17  | 132      | - | - | -   | -   |
| <b>TROPHIES - AWARDS</b>                                   | CGY               | 12             | 4          | 1          | 5           | 28  | -        | - | - | -   | -   |
|  | TOTALS            | 79             | 12         | 10         | 22          | 160 | -        | - | - | -   | -   |
|  | Tommy Albelin     | 69             | 2          | 17         | 19          | 32  | -        | - | - | -   | -   |
| <b>NHL ROOKIE ALL-STAR</b><br>DEREK MORRIS                 | James Patrick     | 60             | 6          | 11         | 17          | 26  | -        | - | - | -   | -   |
|  | Hnat Domenichelli | 31             | 9          | 7          | 16          | 6   | -        | - | - | -   | -   |
|  | Jim Dowd          | 48             | 6          | 8          | 14          | 12  | -        | - | - | -   | -   |
| <b>SCURFIELD HUMANITARIAN AWARD</b><br>ED WARD             | Joel Bouchard     | 44             | 5          | 7          | 12          | 57  | -        | - | - | -   | -   |
|  | Jamie Allison     | 43             | 3          | 8          | 11          | 104 | -        | - | - | -   | -   |
|  | Ed Ward           | 64             | 4          | 5          | 9           | 122 | -        | - | - | -   | -   |
| <b>MOLSON CUP</b><br>THEOREN FLEURY                        | Chris Dingman     | 70             | 3          | 3          | 6           | 149 | -        | - | - | -   | -   |
|  | Todd Simpson      | 53             | 1          | 5          | 6           | 109 | -        | - | - | -   | -   |
|  | Aaron Gavey       | 26             | 2          | 3          | 5           | 24  | -        | - | - | -   | -   |
| <b>MOLSON CUP</b><br>THEOREN FLEURY                        | Dwayne Roloson    | 39             | 0          | 4          | 4           | 10  | -        | - | - | -   | -   |
|  | Erik Andersson    | 12             | 2          | 1          | 3           | 8   | -        | - | - | -   | -   |
|  | Chris O'Sullivan  | 12             | 0          | 2          | 2           | 10  | -        | - | - | -   | -   |
|  | Eric Landry       | 12             | 1          | 0          | 1           | 4   | -        | - | - | -   | -   |
|  | Ladislav Kohn     | 4              | 0          | 1          | 1           | 0   | -        | - | - | -   | -   |
|  | Todd Hlushko      | 13             | 0          | 1          | 1           | 27  | -        | - | - | -   | -   |
|  | Kevin Dahl        | 19             | 0          | 1          | 1           | 6   | -        | - | - | -   | -   |
|  | Rick Tabaracci    | 42             | 0          | 1          | 1           | 14  | -        | - | - | -   | -   |
|  | Sergei Varlamov   | 1              | 0          | 0          | 0           | 0   | -        | - | - | -   | -   |
|  | Eric Charron      | 2              | 0          | 0          | 0           | 4   | -        | - | - | -   | -   |
|  | Marty Murray      | 2              | 0          | 0          | 0           | 2   | -        | - | - | -   | -   |
|  | Travis Brigley    | 2              | 0          | 0          | 0           | 2   | -        | - | - | -   | -   |
|  | Steve Begin       | 5              | 0          | 0          | 0           | 23  | -        | - | - | -   | -   |
|  | Tyler Moss        | 6              | 0          | 0          | 0           | 0   | -        | - | - | -   | -   |
|  | Denis Gauthier    | 10             | 0          | 0          | 0           | 16  | -        | - | - | -   | -   |
| Rocky Thompson   | 12                | 0              | 0          | 0          | 61          | -   | -        | - | - | -   |     |
| Mike Peluso  | 23                | 0              | 0          | 0          | 113         | -   | -        | - | - | -   |     |
| Traded Players   | 137               | 16             | 20         | 36         | 227         | -   | -        | - | - | -   |     |
| Bench  | -                 | -              | -          | -          | 10          | -   | -        | - | - | -   |     |
| <b>TOTALS</b>  | <b>82</b>         | <b>217</b>     | <b>341</b> | <b>558</b> | <b>1859</b> | -   | -        | - | - | -   |     |

| GOALTENDER     | GP        | MP          | GA         | GAA         | W-L-T           | SO       | EN       | GP | MP | GA | GAA | W-L | SO | EN |
|----------------|-----------|-------------|------------|-------------|-----------------|----------|----------|----|----|----|-----|-----|----|----|
| Rick Tabaracci | 42        | 2419        | 116        | 2.88        | 13-22-6         | 0        | 2        | -  | -  | -  | -   | -   | -  | -  |
| Dwayne Roloson | 39        | 2205        | 110        | 2.99        | 11-16-8         | 0        | 4        | -  | -  | -  | -   | -   | -  | -  |
| Tyler Moss     | 6         | 367         | 20         | 3.27        | 2-3-1           | 0        | 0        | -  | -  | -  | -   | -   | -  | -  |
| <b>TOTALS</b>  | <b>82</b> | <b>5016</b> | <b>252</b> | <b>3.01</b> | <b>26-41-15</b> | <b>0</b> | <b>6</b> | -  | -  | -  | -   | -   | -  | -  |

IGINLA LEADS ALL NHL ROOKIES WITH  
50 POINTS

| Coach       | Regular Season |    |    |   |     |     |     | Playoffs |   |   |    |    |
|-------------|----------------|----|----|---|-----|-----|-----|----------|---|---|----|----|
|             | GP             | W  | L  | T | PTS | GF  | GA  | GP       | W | L | GF | GA |
| Pierre Page | 82             | 32 | 41 | 9 | 73  | 214 | 239 | -        | - | - | -  | -  |

5th Pacific Division, 21st overall.

| PLAYER            | Regular Season |            |            |            |             |          | Playoffs |          |          |          |  |  |
|-------------------|----------------|------------|------------|------------|-------------|----------|----------|----------|----------|----------|--|--|
|                   | GP             | G          | A          | PTS        | PIM         | GP       | G        | A        | PTS      | PIM      |  |  |
| Theoren Fleury    | 81             | 29         | 38         | 67         | 104         | -        | -        | -        | -        | -        |  |  |
| Dave Gagner       | 82             | 27         | 33         | 60         | 48          | -        | -        | -        | -        | -        |  |  |
| German Titov      | 79             | 22         | 30         | 52         | 36          | -        | -        | -        | -        | -        |  |  |
| Jarome Iginla     | 82             | 21         | 29         | 50         | 37          | -        | -        | -        | -        | -        |  |  |
| Marty McInnis     | NYI            | 70         | 20         | 22         | 42          | 20       | -        | -        | -        | -        |  |  |
|                   | CGY            | 10         | 3          | 4          | 7           | 2        | -        | -        | -        | -        |  |  |
| <b>TOTALS</b>     | <b>80</b>      | <b>23</b>  | <b>26</b>  | <b>49</b>  | <b>22</b>   | <b>-</b> | <b>-</b> | <b>-</b> | <b>-</b> | <b>-</b> |  |  |
| Jonas Hoglund     | 68             | 19         | 16         | 35         | 12          | -        | -        | -        | -        | -        |  |  |
| Corey Millen      | 61             | 11         | 15         | 26         | 32          | -        | -        | -        | -        | -        |  |  |
| Cory Stillman     | 58             | 6          | 20         | 26         | 14          | -        | -        | -        | -        | -        |  |  |
| Aaron Gavey       | TB             | 16         | 1          | 2          | 3           | 12       | -        | -        | -        | -        |  |  |
|                   | CGY            | 41         | 7          | 9          | 16          | 34       | -        | -        | -        | -        |  |  |
| <b>TOTALS</b>     | <b>57</b>      | <b>8</b>   | <b>11</b>  | <b>19</b>  | <b>46</b>   | <b>-</b> | <b>-</b> | <b>-</b> | <b>-</b> | <b>-</b> |  |  |
| Todd Hlushko      | 58             | 7          | 11         | 18         | 49          | -        | -        | -        | -        | -        |  |  |
| Ron Stern         | 79             | 7          | 10         | 17         | 157         | -        | -        | -        | -        | -        |  |  |
| Yves Racine       | 46             | 1          | 15         | 16         | 24          | -        | -        | -        | -        | -        |  |  |
| Tommy Albelin     | 72             | 4          | 11         | 15         | 14          | -        | -        | -        | -        | -        |  |  |
| Todd Simpson      | 82             | 1          | 13         | 14         | 208         | -        | -        | -        | -        | -        |  |  |
| Ed Ward           | 40             | 5          | 8          | 13         | 49          | -        | -        | -        | -        | -        |  |  |
| Mike Sullivan     | 67             | 5          | 6          | 11         | 10          | -        | -        | -        | -        | -        |  |  |
| Glen Featherstone | HFD            | 41         | 2          | 5          | 7           | 87       | -        | -        | -        | -        |  |  |
|                   | CGY            | 13         | 1          | 3          | 4           | 19       | -        | -        | -        | -        |  |  |
| <b>TOTALS</b>     | <b>54</b>      | <b>3</b>   | <b>8</b>   | <b>11</b>  | <b>106</b>  | <b>-</b> | <b>-</b> | <b>-</b> | <b>-</b> | <b>-</b> |  |  |
| Chris O'Sullivan  | 27             | 2          | 8          | 10         | 2           | -        | -        | -        | -        | -        |  |  |
| Joel Bouchard     | 76             | 4          | 5          | 9          | 49          | -        | -        | -        | -        | -        |  |  |
| Sandy McCarthy    | 33             | 3          | 5          | 8          | 113         | -        | -        | -        | -        | -        |  |  |
| Cale Hulse        | 63             | 1          | 6          | 7          | 91          | -        | -        | -        | -        | -        |  |  |
| Hnat Domenichelli | HFD            | 13         | 2          | 1          | 3           | 7        | -        | -        | -        | -        |  |  |
|                   | CGY            | 10         | 1          | 2          | 3           | 2        | -        | -        | -        | -        |  |  |
| <b>TOTALS</b>     | <b>23</b>      | <b>3</b>   | <b>3</b>   | <b>6</b>   | <b>9</b>    | <b>-</b> | <b>-</b> | <b>-</b> | <b>-</b> | <b>-</b> |  |  |
| James Patrick     | 19             | 3          | 1          | 4          | 6           | -        | -        | -        | -        | -        |  |  |
| Dale McTavish     | 9              | 1          | 2          | 3          | 2           | -        | -        | -        | -        | -        |  |  |
| Trevor Kidd       | 55             | 0          | 2          | 2          | 16          | -        | -        | -        | -        | -        |  |  |
| Sami Helenius     | 3              | 0          | 1          | 1          | 0           | -        | -        | -        | -        | -        |  |  |
| Sasha Lakovic     | 19             | 0          | 1          | 1          | 54          | -        | -        | -        | -        | -        |  |  |
| Paxton Schulte    | 1              | 0          | 0          | 0          | 2           | -        | -        | -        | -        | -        |  |  |
| Zarley Zalapski   | 2              | 0          | 0          | 0          | 0           | -        | -        | -        | -        | -        |  |  |
| Marty Murray      | 2              | 0          | 0          | 0          | 4           | -        | -        | -        | -        | -        |  |  |
| Marko Jantunen    | 3              | 0          | 0          | 0          | 0           | -        | -        | -        | -        | -        |  |  |
| Rick Tabaracci    | 7              | 0          | 0          | 0          | 0           | -        | -        | -        | -        | -        |  |  |
| Jamie Allison     | 20             | 0          | 0          | 0          | 35          | -        | -        | -        | -        | -        |  |  |
| Dwayne Roloson    | 31             | 0          | 0          | 0          | 2           | -        | -        | -        | -        | -        |  |  |
| Traded Players    | 170            | 23         | 42         | 65         | 201         | -        | -        | -        | -        | -        |  |  |
| Bench             | -              | -          | -          | -          | 16          | -        | -        | -        | -        | -        |  |  |
| <b>TOTALS</b>     | <b>82</b>      | <b>241</b> | <b>383</b> | <b>624</b> | <b>1524</b> | <b>-</b> | <b>-</b> | <b>-</b> | <b>-</b> | <b>-</b> |  |  |

**MOST POINTS**  
THEOREN FLEURY  
67

**MOST GOALS**  
THEOREN FLEURY  
29

**MOST ASSISTS**  
THEOREN FLEURY  
38

**MOST PENALTY MINUTES**  
TODD SIMPSON  
208

**MOST WINS GOALIE**  
TREVOR KIDD  
21

**TROPHIES - AWARDS**

**NHL ROOKIE ALL-STAR**  
JAROME IGINLA

**SCURFIELD HUMANITARIAN AWARD**  
MIKE SULLIVAN

**MOLSON CUP**  
TREVOR KIDD

| GOALTENDER     | GP        | MP          | GA        | GAA         | W-L-T          | SO       | EN       | GP       | MP       | GA       | GAA      | W-L      | SO       | EN       |
|----------------|-----------|-------------|-----------|-------------|----------------|----------|----------|----------|----------|----------|----------|----------|----------|----------|
| Rick Tabaracci | 7         | 361         | 14        | 2.33        | 2-4-0          | 1        | 0        | -        | -        | -        | -        | -        | -        | -        |
| Trevor Kidd    | 55        | 2979        | 141       | 2.84        | 21-23-6        | 4        | 4        | -        | -        | -        | -        | -        | -        | -        |
| Dwayne Roloson | 31        | 1618        | 78        | 2.89        | 9-14-3         | 1        | 4        | -        | -        | -        | -        | -        | -        | -        |
| <b>TOTALS</b>  | <b>82</b> | <b>1618</b> | <b>78</b> | <b>2.89</b> | <b>32-41-9</b> | <b>6</b> | <b>8</b> | <b>-</b> | <b>-</b> | <b>-</b> | <b>-</b> | <b>-</b> | <b>-</b> | <b>-</b> |

PAGE RETURNS TO CALGARY;  
ROBERTS WINS MASTERTON

| Coach       | Regular Season |    |    |    |     |     |     | Playoffs |   |   |    |    |
|-------------|----------------|----|----|----|-----|-----|-----|----------|---|---|----|----|
|             | GP             | W  | L  | T  | PTS | GF  | GA  | GP       | W | L | GF | GA |
| Pierre Page | 82             | 34 | 37 | 11 | 79  | 241 | 240 | 4        | 0 | 4 | 7  | 16 |

Ties 2nd Pacific Division, tied 15th overall. Playoffs; Western Conference Quarter-Finals - lost to Chicago 4-0.

|  | Regular Season   |           |     |      |          |      | Playoffs |    |     |     |      |     |    |    |
|--|------------------|-----------|-----|------|----------|------|----------|----|-----|-----|------|-----|----|----|
|  | GP               | G         | A   | PTS  | PIM      |      | GP       | G  | A   | PTS | PIM  |     |    |    |
| <b>MOST POINTS</b><br>THEOREN FLEURY<br>96           | Theoren Fleury   | 80        | 46  | 50   | 96       | 112  | 4        | 2  | 1   | 3   | 14   |     |    |    |
|  | German Titov     | 82        | 28  | 39   | 67       | 24   | 4        | 0  | 2   | 2   | 0    |     |    |    |
|  | Michael Nylander | 73        | 17  | 38   | 55       | 20   | 4        | 0  | 0   | 0   | 0    |     |    |    |
|  | Phil Housley     | 59        | 16  | 36   | 52       | 22   | -        | -  | -   | -   | -    |     |    |    |
| <b>MOST GOALS</b><br>THEOREN FLEURY<br>46            | Gary Roberts     | 35        | 22  | 20   | 42       | 78   | -        | -  | -   | -   | -    |     |    |    |
|  | Cory Stillman    | 74        | 16  | 19   | 35       | 41   | 2        | 1  | 1   | 2   | 0    |     |    |    |
|  | James Patrick    | 80        | 3   | 32   | 35       | 30   | 4        | 0  | 0   | 0   | 2    |     |    |    |
|  | Steve Chiasson   | 76        | 8   | 25   | 33       | 62   | 4        | 2  | 1   | 3   | 0    |     |    |    |
|  | Zarley Zalapski  | 80        | 12  | 17   | 29       | 115  | 4        | 0  | 1   | 1   | 10   |     |    |    |
| <b>MOST ASSISTS</b><br>THEOREN FLEURY<br>50          | Mike Sullivan    | 81        | 9   | 12   | 21       | 24   | 4        | 0  | 0   | 0   | 0    |     |    |    |
|  | Corey Millen     | DAL<br>13 | 3   | 4    | 7        | 8    | -        | -  | -   | -   | -    |     |    |    |
|  |                  | CGY<br>31 | 4   | 10   | 14       | 10   | -        | -  | -   | -   | -    |     |    |    |
|  | <b>TOTALS</b>    | 44        | 7   | 14   | 21       | 18   | -        | -  | -   | -   | -    |     |    |    |
| <b>MOST PENALTY MINUTES</b><br>SANDY McCARTHY<br>173 | Sandy McCarthy   | 75        | 9   | 7    | 16       | 173  | 4        | 0  | 0   | 0   | 10   |     |    |    |
|  | Pavel Torgaev    | 41        | 6   | 10   | 16       | 14   | 1        | 0  | 0   | 0   | 0    |     |    |    |
|  | Ron Stern        | 52        | 10  | 5    | 15       | 111  | 4        | 0  | 2   | 2   | 8    |     |    |    |
|  | Paul Kruse       | 75        | 3   | 12   | 15       | 145  | 3        | 0  | 0   | 0   | 4    |     |    |    |
|  | Dean Evason      | 67        | 7   | 7    | 14       | 38   | 3        | 0  | 1   | 1   | 0    |     |    |    |
|  | Bob Sweeney      | NYI<br>66 | 6   | 6    | 12       | 59   | -        | -  | -   | -   | -    |     |    |    |
|  |                  | CGY<br>6  | 1   | 1    | 2        | 6    | 2        | 0  | 0   | 0   | 0    |     |    |    |
|  | <b>TOTALS</b>    | 72        | 7   | 7    | 14       | 65   | 2        | 0  | 0   | 0   | 0    |     |    |    |
| <b>MOST WINS GOALIE</b><br>RICK TABARACCI<br>19      | Tommy Albelin    | NJ<br>53  | 1   | 12   | 13       | 14   | -        | -  | -   | -   | -    |     |    |    |
|  |                  | CGY<br>20 | 0   | 1    | 1        | 4    | 4        | 0  | 0   | 0   | 0    |     |    |    |
|  | <b>TOTALS</b>    | 73        | 1   | 13   | 14       | 18   | 4        | 0  | 0   | 0   | 0    |     |    |    |
| <b>TROPHIES - AWARDS</b>                             | Jocelyn Lemieux  | HFD<br>29 | 1   | 2    | 3        | 31   | -        | -  | -   | -   | -    |     |    |    |
|  |                  | NJ<br>18  | 0   | 1    | 1        | 4    | -        | -  | -   | -   | -    |     |    |    |
|  |                  | CGY<br>20 | 4   | 4    | 8        | 10   | 4        | 0  | 0   | 0   | 0    |     |    |    |
|  | <b>TOTALS</b>    | 67        | 5   | 7    | 12       | 45   | 4        | 0  | 0   | 0   | 0    |     |    |    |
| <b>BILL MASTERTON TROPHY</b><br>GARY ROBERTS         | Jamie Huscroft   | 70        | 3   | 9    | 12       | 162  | 4        | 0  | 1   | 1   | 4    |     |    |    |
|  | Sheldon Kennedy  | 41        | 3   | 7    | 10       | 36   | 3        | 1  | 0   | 1   | 2    |     |    |    |
|  | Claude Lapointe  | COL<br>3  | 0   | 0    | 0        | 0    | -        | -  | -   | -   | -    |     |    |    |
|  |                  | CGY<br>32 | 4   | 5    | 9        | 20   | 2        | 0  | 0   | 0   | 0    |     |    |    |
|  | <b>TOTALS</b>    | 35        | 4   | 5    | 9        | 20   | 2        | 0  | 0   | 0   | 0    |     |    |    |
| <b>MOLSON CUP</b><br>THEOREN FLEURY                  | Ed Ward          | 41        | 3   | 5    | 8        | 44   | -        | -  | -   | -   | -    |     |    |    |
|  | Marty Murray     | 15        | 3   | 3    | 6        | 0    | -        | -  | -   | -   | -    |     |    |    |
|  | Yves Sarault     | MTL<br>14 | 0   | 0    | 0        | 4    | -        | -  | -   | -   | -    |     |    |    |
|  |                  | CGY<br>11 | 2   | 1    | 3        | 4    | -        | -  | -   | -   | -    |     |    |    |
| <b>PLAYOFFS</b>                                      | <b>TOTALS</b>    | 25        | 2   | 1    | 3        | 8    | -        | -  | -   | -   | -    |     |    |    |
| <b>MOST POINTS</b><br>CHIASSON, FLEURY<br>3          | Trent Yawney     | 69        | 0   | 3    | 3        | 88   | 4        | 0  | 0   | 0   | 2    |     |    |    |
|  | Kevin Dahl       | 32        | 1   | 1    | 2        | 26   | 1        | 0  | 0   | 0   | 0    |     |    |    |
|  | Rick Tabaracci   | 43        | 0   | 2    | 2        | 8    | 3        | 0  | 0   | 0   | 4    |     |    |    |
|  | Trevor Kidd      | 47        | 0   | 2    | 2        | 4    | 2        | 0  | 0   | 0   | 0    |     |    |    |
|  | Ladislav Kohn    | 5         | 1   | 0    | 1        | 2    | -        | -  | -   | -   | -    |     |    |    |
|  | Craig Ferguson   | CGY<br>8  | 0   | 0    | 0        | 4    | -        | -  | -   | -   | -    |     |    |    |
|  |                  | MTL<br>10 | 1   | 0    | 1        | 2    | -        | -  | -   | -   | -    |     |    |    |
|  | <b>TOTALS</b>    | 18        | 1   | 0    | 1        | 6    | -        | -  | -   | -   | -    |     |    |    |
|  | Jarrod Skalde    | 1         | 0   | 0    | 0        | 0    | -        | -  | -   | -   | -    |     |    |    |
|  | Niklas Sundblad  | 2         | 0   | 0    | 0        | 0    | -        | -  | -   | -   | -    |     |    |    |
| <b>MOST ASSISTS</b><br>STERN, TITOV<br>2             | Todd Hlushko     | 4         | 0   | 0    | 0        | 6    | -        | -  | -   | -   | -    |     |    |    |
|  | Joel Bouchard    | 4         | 0   | 0    | 0        | 4    | -        | -  | -   | -   | -    |     |    |    |
|  | Vesa Viitakoski  | 5         | 0   | 0    | 0        | 2    | -        | -  | -   | -   | -    |     |    |    |
|  | Todd Simpson     | 6         | 0   | 0    | 0        | 32   | -        | -  | -   | -   | -    |     |    |    |
|  | Pat Conacher     | 7         | 0   | 0    | 0        | 0    | -        | -  | -   | -   | -    |     |    |    |
| <b>MOST PENALTY MINUTES</b><br>THEOREN FLEURY<br>14  | Cale Hulse       | NJ<br>8   | 0   | 0    | 0        | 15   | -        | -  | -   | -   | -    |     |    |    |
|  |                  | CGY<br>3  | 0   | 0    | 0        | 5    | 1        | 0  | 0   | 0   | 0    |     |    |    |
|  | <b>TOTALS</b>    | 11        | 0   | 0    | 0        | 20   | 1        | 0  | 0   | 0   | 0    |     |    |    |
|  | Dan Keczmer      | 13        | 0   | 0    | 0        | 14   | -        | -  | -   | -   | -    |     |    |    |
|  | Jarome Iginla    | -         | -   | -    | -        | -    | 2        | 1  | 1   | 2   | 0    |     |    |    |
|  | Bench            | -         | -   | -    | -        | 24   | -        | -  | -   | -   | -    |     |    |    |
| <b>TOTALS</b>  |                  | 82        | 241 | 383  | 624      | 1524 | 4        | 7  | 11  | 18  | 60   |     |    |    |
| <b>GOALTENDER</b>                                    | GP               | MP        | GA  | GAA  | W-L-T    | SO   | EN       | GP | MP  | GA  | GAA  | W-L | SO | EN |
| Trevor Kidd  | 47               | 2570      | 119 | 2.78 | 15-21-8  | 3    | 2        | 2  | 83  | 9   | 6.51 | 0-1 | 0  | 0  |
| Rick Tabaracci                                       | 43               | 2391      | 117 | 2.94 | 19-16-3  | 3    | 2        | 3  | 204 | 7   | 2.06 | 0-3 | 0  | 0  |
| <b>TOTALS</b>  | 82               | 4984      | 240 | 2.89 | 34-37-11 | 6    | 4        | 4  | 290 | 16  | 3.31 | 0-4 | 0  | 0  |

# 1994-95

## SECOND CONSECUTIVE PACIFIC DIVISION TITLE

| Coach     | Regular Season |    |    |   |     |     |     | Playoffs |   |   |    |    |  |
|-----------|----------------|----|----|---|-----|-----|-----|----------|---|---|----|----|--|
|           | GP             | W  | L  | T | PTS | GF  | GA  | GP       | W | L | GF | GA |  |
| Dave King | 48             | 24 | 17 | 7 | 55  | 163 | 135 | 7        | 3 | 4 | 35 | 26 |  |

1st Pacific Division, 7th Overall. Playoffs: Western Conference Quarter-Finals - lost to San Jose 4-3.

| PLAYER              | Regular Season |      |     |      |         |     | Playoffs |    |     |     |      |     |    |    |
|---------------------|----------------|------|-----|------|---------|-----|----------|----|-----|-----|------|-----|----|----|
|                     | GP             | G    | A   | PTS  | PIM     | GP  | G        | A  | PTS | PIM |      |     |    |    |
| Theoren Fleury      | 47             | 29   | 29  | 58   | 112     | 7   | 7        | 7  | 14  | 2   |      |     |    |    |
| Joe Nieuwendyk      | 46             | 21   | 29  | 50   | 33      | 5   | 4        | 3  | 7   | 0   |      |     |    |    |
| Phil Housley        | 43             | 8    | 35  | 43   | 18      | 7   | 0        | 9  | 9   | 0   |      |     |    |    |
| Robert Reichel      | 48             | 18   | 17  | 35   | 28      | 7   | 2        | 4  | 6   | 4   |      |     |    |    |
| Zarley Zalapski     | 48             | 4    | 24  | 28   | 46      | 7   | 0        | 4  | 4   | 4   |      |     |    |    |
| Steve Chiasson      | 45             | 2    | 23  | 25   | 39      | 7   | 1        | 2  | 3   | 9   |      |     |    |    |
| German Titov        | 40             | 12   | 12  | 24   | 16      | 7   | 5        | 3  | 8   | 10  |      |     |    |    |
| Joel Otto           | 47             | 8    | 13  | 21   | 130     | 7   | 0        | 3  | 3   | 2   |      |     |    |    |
| Wes Walz            | 39             | 6    | 12  | 18   | 11      | 1   | 0        | 0  | 0   | 0   |      |     |    |    |
| Paul Kruse          | 45             | 11   | 5   | 16   | 141     | 7   | 4        | 2  | 6   | 10  |      |     |    |    |
| Sheldon Kennedy     | 30             | 7    | 8   | 15   | 45      | 7   | 3        | 1  | 4   | 16  |      |     |    |    |
| Ron Stern           | 39             | 9    | 4   | 13   | 163     | 7   | 3        | 1  | 4   | 8   |      |     |    |    |
| Kevin Dahl          | 34             | 4    | 8   | 12   | 38      | 3   | 0        | 0  | 0   | 0   |      |     |    |    |
| Kelly Kisio         | 12             | 7    | 4   | 11   | 6       | 7   | 3        | 2  | 5   | 19  |      |     |    |    |
| Mike Sullivan       | 38             | 4    | 7   | 11   | 14      | 7   | 3        | 5  | 8   | 2   |      |     |    |    |
| Nikolia Borschevsky | 19             | 0    | 5   | 5    | 0       | -   | -        | -  | -   | -   |      |     |    |    |
| CGY                 | 8              | 0    | 5   | 5    | 0       | -   | -        | -  | -   | -   |      |     |    |    |
| TOTALS              | 27             | 0    | 10  | 10   | 0       | -   | -        | -  | -   | -   |      |     |    |    |
| James Patrick       | 43             | 0    | 10  | 10   | 14      | 5   | 0        | 1  | 1   | 0   |      |     |    |    |
| Sandy McCarthy      | 37             | 5    | 3   | 8    | 101     | 6   | 0        | 1  | 1   | 17  |      |     |    |    |
| Len Esau            | EDM            | 14   | 0   | 6    | 6       | 15  | -        | -  | -   | -   |      |     |    |    |
| CGY                 | 1              | 0    | 0   | 0    | 0       | -   | -        | -  | -   | -   |      |     |    |    |
| TOTALS              | 15             | 0    | 6   | 6    | 15      | -   | -        | -  | -   | -   |      |     |    |    |
| Dan Keczmer         | 28             | 2    | 3   | 5    | 10      | 7   | 0        | 1  | 1   | 2   |      |     |    |    |
| Alan May            | DAL            | 27   | 1   | 1    | 2       | 106 | -        | -  | -   | -   |      |     |    |    |
| CGY                 | 7              | 1    | 2   | 3    | 13      | -   | -        | -  | -   | -   |      |     |    |    |
| TOTALS              | 34             | 2    | 3   | 5    | 119     | -   | -        | -  | -   | -   |      |     |    |    |
| Frank Musil         | 35             | 0    | 5   | 5    | 61      | 5   | 0        | 1  | 1   | 0   |      |     |    |    |
| Gary Roberts        | 8              | 2    | 2   | 4    | 43      | -   | -        | -  | -   | -   |      |     |    |    |
| Vesa Viitakoski     | 10             | 1    | 2   | 3    | 6       | -   | -        | -  | -   | -   |      |     |    |    |
| Ed Ward             | 2              | 1    | 1   | 2    | 2       | -   | -        | -  | -   | -   |      |     |    |    |
| Mark Greig          | 8              | 1    | 1   | 2    | 2       | -   | -        | -  | -   | -   |      |     |    |    |
| Cory Stillman       | 10             | 0    | 2   | 2    | 2       | -   | -        | -  | -   | -   |      |     |    |    |
| Rick Tabaracci      | 13             | 0    | 2   | 2    | 2       | -   | -        | -  | -   | -   |      |     |    |    |
| Trent Yawney        | 37             | 0    | 2   | 2    | 108     | 2   | 0        | 0  | 0   | 2   |      |     |    |    |
| Todd Hlushko        | 2              | 0    | 1   | 1    | 2       | 1   | 0        | 0  | 0   | 2   |      |     |    |    |
| Jim Peplinski       | 6              | 0    | 1   | 1    | 11      | -   | -        | -  | -   | -   |      |     |    |    |
| Michael Nylander    | 6              | 0    | 1   | 1    | 2       | 6   | 0        | 6  | 6   | 2   |      |     |    |    |
| Trevor Kidd         | 43             | 0    | 1   | 1    | 2       | -   | -        | -  | -   | -   |      |     |    |    |
| Steve Konroyd       | 1              | 0    | 0   | 0    | 0       | -   | -        | -  | -   | -   |      |     |    |    |
| Jason Muzzatti      | 1              | 0    | 0   | 0    | 0       | -   | -        | -  | -   | -   |      |     |    |    |
| Jamie Allison       | 1              | 0    | 0   | 0    | 0       | -   | -        | -  | -   | -   |      |     |    |    |
| Joel Bouchard       | 2              | 0    | 0   | 0    | 0       | -   | -        | -  | -   | -   |      |     |    |    |
| Neil Eisenhut       | 3              | 0    | 0   | 0    | 0       | -   | -        | -  | -   | -   |      |     |    |    |
| Barry Nieckar       | 3              | 0    | 0   | 0    | 12      | -   | -        | -  | -   | -   |      |     |    |    |
| Scott Morrow        | 4              | 0    | 0   | 0    | 0       | -   | -        | -  | -   | -   |      |     |    |    |
| Andrei Trefilov     | 6              | 0    | 0   | 0    | 0       | -   | -        | -  | -   | -   |      |     |    |    |
| TOTALS              | 48             | 163  | 274 | 437  | 1233    | 7   | 35       | 56 | 91  | 111 |      |     |    |    |
| GOALTENDER          | GP             | MP   | GA  | GAA  | W-L-T   | SO  | EN       | GP | MP  | GA  | GAA  | W-L | SO | EN |
| Jason Muzzatti      | 1              | 10   | 0   | 0.00 | 0-0-0   | 0   | 0        | -  | -   | -   | -    | -   | -  | -  |
| Rick Tabaracci      | WSH8           | 394  | 16  | 2.44 | 1-3-2   | 0   | 0        | -  | -   | -   | -    | -   | -  | -  |
| CGY                 | 5              | 202  | 5   | 1.49 | 2-0-1   | 0   | 0        | 1  | 19  | 0   | 0.00 | 0-0 | 0  | 0  |
| TOTALS              | 13             | 596  | 21  | 2.11 | 3-3-3   | 0   | 0        | 1  | 19  | 0   | 0.00 | 0-0 | 0  | 0  |
| Trevor Kidd         | 43             | 2463 | 107 | 2.61 | 22-14-6 | 3   | 4        | 7  | 434 | 26  | 3.59 | 3-4 | 1  | 0  |
| Andrei Trefilov     | 6              | 236  | 16  | 4.07 | 0-3-0   | 0   | 3        | -  | -   | -   | -    | -   | -  | -  |
| TOTALS              | 48             | 2922 | 135 | 2.77 | 24-17-7 | 3   | 7        | 7  | 454 | 26  | 3.44 | 3-4 | 1  | 0  |

**MOST POINTS**  
THEOREN FLEURY  
58

**MOST GOALS**  
THEOREN FLEURY  
29

**MOST ASSISTS**  
PHIL HOUSLEY  
35

**MOST PENALTY MINUTES**  
RON STERN  
163

**MOST WINS GOALIE**  
TREVOR KIDD  
22

**TROPHIES - AWARDS**

**KING CLANCY AWARD**  
JOE NIEUWENDYK

**NHL 2ND ALL-STAR**  
THEOREN FLEURY

**MOLSON CUP**  
TREVOR KIDD

**PLAYOFFS**

**MOST POINTS**  
THEOREN FLEURY  
14

**MOST GOALS**  
THEOREN FLEURY  
7

**MOST ASSISTS**  
PHIL HOUSLEY  
9

**MOST PENALTY MINUTES**  
KELLY KISIO  
19

**MOST WINS GOALIE**  
TREVOR KIDD  
3

CAPTURE FIRST-EVER PACIFIC DIVISION TITLE

| Coach     | Regular Season |    |    |    |     |     |     | Playoffs |   |   |    |    |
|-----------|----------------|----|----|----|-----|-----|-----|----------|---|---|----|----|
|           | GP             | W  | L  | T  | PTS | GF  | GA  | GP       | W | L | GF | GA |
| Dave King | 84             | 42 | 29 | 13 | 97  | 302 | 256 | 7        | 3 | 4 | 20 | 23 |

1st Pacific Division, Tied 6th Overall. Playoffs: Western Conference Quarter-Finals - lost to Vancouver 4-3.

|   | PLAYER           | Regular Season |     |      |          |      | Playoffs |    |     |     |      |     |    |    |
|---|------------------|----------------|-----|------|----------|------|----------|----|-----|-----|------|-----|----|----|
|   |                  | GP             | G   | A    | PTS      | PIM  | GP       | G  | A   | PTS | PIM  |     |    |    |
| <b>MOST POINTS</b><br>ROBERT REICHEL<br>93              | Robert Reichel   | 84             | 40  | 53   | 93       | 58   | 7        | 0  | 5   | 5   | 0    |     |    |    |
|   | Theoren Fleury   | 83             | 40  | 45   | 85       | 186  | 7        | 6  | 4   | 10  | 5    |     |    |    |
|   | Gary Roberts     | 71             | 41  | 43   | 84       | 145  | 7        | 2  | 6   | 8   | 24   |     |    |    |
|   | Al MacInnis      | 75             | 28  | 54   | 82       | 95   | 7        | 2  | 6   | 8   | 12   |     |    |    |
|   | Joe Nieuwendyk   | 64             | 36  | 39   | 75       | 51   | 6        | 2  | 2   | 4   | 0    |     |    |    |
| <b>MOST GOALS</b><br>GARY ROBERTS<br>41                 | Michael Nylander | HFD            | 58  | 11   | 33       | 44   | 24       | -  | -   | -   | -    |     |    |    |
|   |                  | CGY            | 15  | 2    | 9        | 11   | 6        | 3  | 0   | 0   | 0    |     |    |    |
|   | TOTALS           | 73             | 13  | 42   | 55       | 30   | 3        | 0  | 0   | 0   | 0    |     |    |    |
| <b>MOST ASSISTS</b><br>AL MacINNIS<br>54                | Zarley Zalapski  | HFD            | 56  | 7    | 30       | 37   | 56       | -  | -   | -   | -    |     |    |    |
|   |                  | CGY            | 13  | 3    | 7        | 10   | 18       | 7  | 0   | 3   | 3    |     |    |    |
|   | TOTALS           | 69             | 10  | 37   | 47       | 74   | 7        | 0  | 3   | 3   | 2    |     |    |    |
| <b>MOST PENALTY MINUTES</b><br>RON STERN<br>243         | German Titov     | 76             | 27  | 18   | 45       | 28   | 7        | 2  | 1   | 3   | 4    |     |    |    |
|   | Wes Walz         | 53             | 11  | 27   | 38       | 16   | 6        | 3  | 0   | 3   | 2    |     |    |    |
|   | James Patrick    | NYR            | 6   | 0    | 3        | 3    | 2        | -  | -   | -   | -    |     |    |    |
|   |                  | HFD            | 47  | 8    | 20       | 28   | 32       | -  | -   | -   | -    |     |    |    |
|   |                  | CGY            | 15  | 2    | 2        | 4    | 6        | 7  | 0   | 1   | 1    |     |    |    |
| <b>MOST WINS GOALIE</b><br>MICHAEL VERNON<br>26         | Kelly Kisio      | 68             | 10  | 25   | 35       | 40   | 7        | 0  | 1   | 1   | 6    |     |    |    |
|   | Ron Stern        | 51             | 7   | 23   | 30       | 28   | 7        | 0  | 2   | 2   | 8    |     |    |    |
|   | Paul Ranheim     | 71             | 9   | 20   | 29       | 243  | 7        | 2  | 0   | 2   | 12   |     |    |    |
|   | Joel Otto        | 67             | 10  | 14   | 24       | 20   | -        | -  | -   | -   | -    |     |    |    |
|   | Michel Petit     | 81             | 11  | 12   | 23       | 92   | 3        | 0  | 1   | 1   | 4    |     |    |    |
| <b>TROPHIES - AWARDS</b>                                | Dan Keczer       | HFD            | 63  | 2    | 21       | 23   | 110      | -  | -   | -   | -    |     |    |    |
|   |                  | HFD            | 12  | 0    | 1        | 1    | 12       | -  | -   | -   | -    |     |    |    |
|   |                  | CGY            | 57  | 1    | 20       | 21   | 48       | 3  | 0   | 0   | 0    |     |    |    |
|   | TOTALS           | 69             | 1   | 21   | 22       | 60   | 3        | 0  | 0   | 0   | 4    |     |    |    |
|   | Trent Yawney     | 58             | 6   | 15   | 21       | 60   | 7        | 0  | 0   | 0   | 16   |     |    |    |
| <b>MOLSON CUP</b><br>JOE NIEUWENDYK                     | Gary Suter       | 25             | 4   | 9    | 13       | 20   | -        | -  | -   | -   | -    |     |    |    |
|   | Ted Drury        | 34             | 5   | 7    | 12       | 26   | -        | -  | -   | -   | -    |     |    |    |
|   | Chris Dahlquist  | 77             | 1   | 11   | 12       | 52   | 1        | 0  | 0   | 0   | 0    |     |    |    |
|   | Paul Kruse       | 68             | 3   | 8    | 11       | 185  | 7        | 0  | 0   | 0   | 14   |     |    |    |
|   | Sandy McCarthy   | 79             | 5   | 5    | 10       | 173  | 7        | 0  | 0   | 0   | 34   |     |    |    |
| <b>PLAYOFFS</b>   | Mike Sullivan    | S.J.           | 26  | 2    | 2        | 4    | 4        | -  | -   | -   | -    |     |    |    |
|   |                  | CGY            | 19  | 2    | 3        | 5    | 6        | 7  | 1   | 1   | 2    |     |    |    |
|   | TOTALS           | 45             | 4   | 5    | 9        | 10   | 7        | 1  | 1   | 2   | 8    |     |    |    |
| <b>MOST POINTS</b><br>THEOREN FLEURY<br>10              | Frank Musil      | 75             | 1   | 8    | 9        | 50   | 7        | 0  | 1   | 1   | 4    |     |    |    |
|   | Brad Schlegel    | 26             | 1   | 6    | 7        | 4    | -        | -  | -   | -   | -    |     |    |    |
|   | Guy Larose       | TOR            | 10  | 1    | 2        | 3    | 10       | -  | -   | -   | -    |     |    |    |
|   |                  | CGY            | 7   | 0    | 1        | 1    | 4        | -  | -   | -   | -    |     |    |    |
|   | TOTALS           | 17             | 1   | 3    | 4        | 14   | -        | -  | -   | -   | -    |     |    |    |
| <b>MOST GOALS</b><br>THEOREN FLEURY<br>6                | Trevor Kidd      | 31             | 0   | 4    | 4        | 4    | -        | -  | -   | -   | -    |     |    |    |
|   | Vesa Viitakoski  | 8              | 1   | 2    | 3        | 0    | -        | -  | -   | -   | -    |     |    |    |
|   | Len Esau         | 6              | 0   | 3    | 3        | 7    | -        | -  | -   | -   | -    |     |    |    |
|   | Kevin Dahl       | 33             | 0   | 3    | 3        | 23   | 6        | 0  | 0   | 0   | 4    |     |    |    |
|   | Greg Paslawski   | 15             | 2   | 0    | 2        | 2    | -        | -  | -   | -   | -    |     |    |    |
| <b>MOST ASSISTS</b><br>AL MacINNIS<br>GARY ROBERTS<br>6 | David Haas       | 2              | 1   | 1    | 2        | 7    | -        | -  | -   | -   | -    |     |    |    |
|   | Brad Miller      | 8              | 0   | 1    | 1        | 14   | -        | -  | -   | -   | -    |     |    |    |
|   | Lee Norwood      | 16             | 0   | 1    | 1        | 16   | -        | -  | -   | -   | -    |     |    |    |
|   | Jason Muzzatti   | 1              | 0   | 0    | 0        | 0    | -        | -  | -   | -   | -    |     |    |    |
|   | Jeff Reese       | 1              | 0   | 0    | 0        | 0    | -        | -  | -   | -   | -    |     |    |    |
| <b>MOST PENALTY MINUTES</b><br>SANDY MCCARTHY<br>34     | Mark Freer       | 2              | 0   | 0    | 0        | 4    | -        | -  | -   | -   | -    |     |    |    |
|   | Peter Ahola      | 2              | 0   | 0    | 0        | 0    | -        | -  | -   | -   | -    |     |    |    |
|   | David Struch     | 4              | 0   | 0    | 0        | 4    | -        | -  | -   | -   | -    |     |    |    |
|   | Kevin Wortman    | 5              | 0   | 0    | 0        | 2    | -        | -  | -   | -   | -    |     |    |    |
|   | Andrei Trefilov  | 11             | 0   | 0    | 0        | 4    | -        | -  | -   | -   | -    |     |    |    |
| <b>MOST WINS GOALIE</b><br>MICHAEL VERNON<br>3          | Michael Vernon   | 48             | 0   | 0    | 0        | 14   | 7        | 0  | 0   | 0   | 2    |     |    |    |
|   | Bench            | -              | -   | -    | -        | 16   | -        | -  | -   | -   | -    |     |    |    |
|   | TOTALS           | 84             | 302 | 495  | 797      | 1847 | 7        | 20 | 33  | 53  | 173  |     |    |    |
| GOALTENDER  | GP               | MP             | GA  | GAA  | W-L-T    | SO   | EN       | GP | MP  | GA  | GAA  | W-L | SO | EN |
| Andrei Trefilov   | 11               | 623            | 26  | 2.50 | 3-4-2    | 2    | 1        | -  | -   | -   | -    | -   | -  | -  |
| Michael Vernon  | 48               | 2798           | 131 | 2.81 | 26-17-5  | 3    | 4        | 7  | 466 | 23  | 2.96 | 3-4 | 0  | 0  |
| Trevor Kidd   | 31               | 1614           | 85  | 3.16 | 13-7-6   | -    | -        | -  | -   | -   | -    | -   | -  | -  |
| Jeff Reese  | 1                | 13             | 1   | 4.62 | 0-0-0    | -    | -        | -  | -   | -   | -    | -   | -  | -  |
| Jason Muzzatti  | 1                | 60             | 8   | 8.00 | 0-1-0    | -    | -        | -  | -   | -   | -    | -   | -  | -  |
| TOTALS  | 84               | 5124           | 256 | 3.00 | 42-29-13 | 5    | 5        | 7  | 466 | 23  | 2.96 | 3-4 | 0  | 0  |

## THEOREN FLEURY RECORDS 100 POINTS

| Coach     | Regular Season |    |    |    |     |     |     | Playoffs |   |   |    |    |
|-----------|----------------|----|----|----|-----|-----|-----|----------|---|---|----|----|
|           | GP             | W  | L  | T  | PTS | GF  | GA  | GP       | W | L | GF | GA |
| Dave King | 84             | 43 | 30 | 11 | 97  | 322 | 282 | 6        | 2 | 4 | 28 | 33 |

2nd Smythe Division, 9th Overall. Playoffs: Smythe Division Semi-Finals - lost to Los Angeles 4-2.

| PLAYER              | Regular Season |             |            |             |                 |          | Playoffs  |           |            |            |            |            |          |          |
|---------------------|----------------|-------------|------------|-------------|-----------------|----------|-----------|-----------|------------|------------|------------|------------|----------|----------|
|                     | GP             | G           | A          | PTS         | PIM             | GP       | G         | A         | PTS        | PIM        |            |            |          |          |
| Theoren Fleury      | 83             | 34          | 66         | 100         | 88              | 6        | 5         | 7         | 12         | 27         |            |            |          |          |
| Robert Reichel      | 80             | 40          | 48         | 88          | 54              | 6        | 2         | 4         | 6          | 2          |            |            |          |          |
| Gary Suter          | 81             | 23          | 58         | 81          | 112             | 6        | 2         | 3         | 5          | 8          |            |            |          |          |
| Gary Roberts        | 58             | 38          | 41         | 79          | 172             | 5        | 1         | 6         | 7          | 43         |            |            |          |          |
| Joe Nieuwendyk      | 79             | 38          | 37         | 75          | 52              | 6        | 3         | 6         | 9          | 10         |            |            |          |          |
| Sergei Makarov      | 71             | 18          | 39         | 57          | 40              | -        | -         | -         | -          | -          |            |            |          |          |
| Al MacInnis         | 50             | 11          | 43         | 54          | 61              | 6        | 1         | 6         | 7          | 10         |            |            |          |          |
| Joel Otto           | 75             | 19          | 33         | 52          | 150             | 6        | 4         | 2         | 6          | 4          |            |            |          |          |
| Paul Ranheim        | 83             | 21          | 22         | 43          | 26              | 6        | 0         | 1         | 1          | 0          |            |            |          |          |
| Greg Paslawski      | PHI            | 60          | 14         | 19          | 33              | 12       | -         | -         | -          | -          |            |            |          |          |
|                     | CGY            | 13          | 4          | 5           | 9               | 0        | 6         | 3         | 0          | 3          | 0          |            |          |          |
| <b>TOTALS</b>       | <b>73</b>      | <b>18</b>   | <b>24</b>  | <b>42</b>   | <b>12</b>       | <b>6</b> | <b>3</b>  | <b>0</b>  | <b>3</b>   | <b>0</b>   |            |            |          |          |
| Ron Stern           | 70             | 10          | 15         | 25          | 207             | 6        | 0         | 0         | 0          | 43         |            |            |          |          |
| Brent Ashton        | BOS            | 26          | 2          | 2           | 4               | 11       | -         | -         | -          | -          | -          |            |          |          |
|                     | CGY            | 32          | 8          | 11          | 19              | 41       | 6         | 0         | 3          | 3          | 2          |            |          |          |
| <b>TOTALS</b>       | <b>58</b>      | <b>10</b>   | <b>13</b>  | <b>23</b>   | <b>52</b>       | <b>6</b> | <b>0</b>  | <b>3</b>  | <b>3</b>   | <b>2</b>   |            |            |          |          |
| Chris Lindberg      | 62             | 9           | 12         | 21          | 18              | 2        | 0         | 1         | 1          | 2          |            |            |          |          |
| Roger Johansson     | 77             | 4           | 16         | 20          | 62              | 5        | 0         | 1         | 1          | 2          |            |            |          |          |
| Trent Yawney        | 63             | 1           | 16         | 17          | 67              | 6        | 3         | 2         | 5          | 6          |            |            |          |          |
| Frank Musil         | 80             | 6           | 10         | 16          | 131             | 6        | 1         | 1         | 2          | 7          |            |            |          |          |
| Gary Leeman         | 30             | 9           | 5          | 14          | 10              | -        | -         | -         | -          | -          |            |            |          |          |
| Brian Skrudland     | MTL            | 23          | 5          | 3           | 8               | 55       | -         | -         | -          | -          |            |            |          |          |
|                     | CGY            | 16          | 2          | 4           | 6               | 10       | 6         | 0         | 3          | 3          | 12         |            |          |          |
| <b>TOTALS</b>       | <b>39</b>      | <b>7</b>    | <b>7</b>   | <b>14</b>   | <b>65</b>       | <b>6</b> | <b>0</b>  | <b>3</b>  | <b>3</b>   | <b>12</b>  |            |            |          |          |
| Craig Berube        | 77             | 4           | 8          | 12          | 209             | 6        | 0         | 0         | 1          | 21         |            |            |          |          |
| Michel Petit        | 35             | 3           | 9          | 12          | 54              | -        | -         | -         | -          | -          |            |            |          |          |
| Carey Wilson        | 22             | 4           | 7          | 11          | 8               | -        | -         | -         | -          | -          |            |            |          |          |
| Kevin Dahl          | 61             | 2           | 9          | 11          | 56              | 6        | 0         | 2         | 2          | 8          |            |            |          |          |
| Chris Dahlquist     | 74             | 3           | 7          | 10          | 66              | 6        | 3         | 1         | 4          | 4          |            |            |          |          |
| Alexander Godynnyuk | 27             | 3           | 4          | 7           | 19              | -        | -         | -         | -          | -          |            |            |          |          |
| C.J. Young          | 28             | 3           | 2          | 5           | 20              | -        | -         | -         | -          | -          |            |            |          |          |
| Todd Harkins        | 15             | 2           | 3          | 5           | 22              | -        | -         | -         | -          | -          |            |            |          |          |
| Paul Kruse          | 27             | 2           | 3          | 5           | 41              | -        | -         | -         | -          | -          |            |            |          |          |
| Jeff Reese          | 26             | 0           | 4          | 4           | 4               | 4        | 0         | 0         | 0          | 0          |            |            |          |          |
| Greg Smyth          | 35             | 1           | 2          | 3           | 95              | -        | -         | -         | -          | -          |            |            |          |          |
| Tomas Forslund      | 6              | 0           | 2          | 2           | 0               | -        | -         | -         | -          | -          |            |            |          |          |
| Michael Vernon      | 64             | 0           | 2          | 2           | 42              | 4        | 0         | 0         | 0          | 2          |            |            |          |          |
| Patrick Lebeau      | 1              | 0           | 0          | 0           | 0               | -        | -         | -         | -          | -          |            |            |          |          |
| Shawn Heaphy        | 1              | 0           | 0          | 0           | 0               | -        | -         | -         | -          | -          |            |            |          |          |
| Andrei Trefilov     | 1              | 0           | 0          | 0           | 2               | -        | -         | -         | -          | -          |            |            |          |          |
| Bench               | -              | -           | -          | -           | 12              | -        | -         | -         | -          | -          |            |            |          |          |
| <b>TOTALS</b>       | <b>84</b>      | <b>322</b>  | <b>543</b> | <b>865</b>  | <b>1951</b>     | <b>6</b> | <b>28</b> | <b>50</b> | <b>78</b>  | <b>213</b> |            |            |          |          |
| GOALTENDER          | GP             | MP          | GA         | GAA         | W-L-T           | SO       | EN        | GP        | MP         | GA         | GAA        | W-L        | SO       | EN       |
| Jeff Reese          | 26             | 1311        | 70         | 3.20        | 14-4-1          | 1        | 0         | 4         | 209        | 17         | 4.88       | 1-3        | 1        | 0        |
| Michael Vernon      | 64             | 3732        | 203        | 3.026       | 29-26-9         | 2        | 4         | 4         | 150        | 14         | 6.00       | 1-1        | 0        | 0        |
| Andrei Trefilov     | 1              | 65          | 5          | 4.62        | 0-0-1           | 0        | 0         | -         | -          | -          | -          | -          | -        | -        |
| <b>TOTALS</b>       | <b>84</b>      | <b>5119</b> | <b>282</b> | <b>3.31</b> | <b>43-30-11</b> | <b>3</b> | <b>4</b>  | <b>6</b>  | <b>359</b> | <b>32</b>  | <b>140</b> | <b>2-4</b> | <b>1</b> | <b>0</b> |

|  |
|--|
| <b>MOST POINTS</b><br>THEOREN FLEURY<br>100                  |
| <b>MOST GOALS</b><br>ROBERT REICHEL<br>40                    |
| <b>MOST ASSISTS</b><br>THEOREN FLEURY<br>66                  |
| <b>MOST PENALTY MINUTES</b><br>CRAIG BERUBE<br>209           |
| <b>MOST WINS GOALIE</b><br>MICHAEL VERNON<br>29              |
| <b>TROPHIES - AWARDS</b>                                     |
| <b>MOLSON CUP</b><br>THEOREN FLEURY                          |
| <b>PLAYOFFS</b>  |
| <b>MOST POINTS</b><br>THEOREN FLEURY<br>12                   |
| <b>MOST GOALS</b><br>THEOREN FLEURY<br>5                     |
| <b>MOST ASSISTS</b><br>THEOREN FLEURY<br>7                   |
| <b>MOST PENALTY MINUTES</b><br>GARY ROBERT<br>43             |
| <b>MOST WINS GOALIE</b><br>RON STERN<br>43                   |
| <b>MOST WINS GOALIE</b><br>MICHAEL VERNON<br>JEFF REESE<br>1 |

**ROBERTS 53 GOALS, 2ND HIGHEST IN  
TEAM HISTORY**

Regular Season

Playoffs

| Coach                           | GP | W  | L  | T  | PTS | GF  | GA  | GP | W | L | GF | GA |
|---------------------------------|----|----|----|----|-----|-----|-----|----|---|---|----|----|
| Doug Risebrough/<br>Guy Charron | 80 | 31 | 37 | 12 | 74  | 296 | 305 | -  | - | - | -  | -  |

5th Smythe Division, tied 17th Overall.

Regular Season

Playoffs

|                             | PLAYER         | Regular Season    |      |      |      |         | Playoffs |       |    |     |     |    |     |     |    |
|-----------------------------|----------------|-------------------|------|------|------|---------|----------|-------|----|-----|-----|----|-----|-----|----|
|                             |                | GP                | G    | A    | PTS  | PIM     | GP       | G     | A  | PTS | PIM |    |     |     |    |
| <b>MOST POINTS</b>          | GARY ROBERTS   | 76                | 53   | 37   | 90   | 207     | -        | -     | -  | -   | -   |    |     |     |    |
|                             | 90             | Al MacInnis       | 72   | 20   | 57   | 77      | 83       | -     | -  | -   | -   |    |     |     |    |
|                             | Theoren Fleury | 80                | 33   | 40   | 73   | 133     | -        | -     | -  | -   | -   |    |     |     |    |
| <b>MOST GOALS</b>           | GARY ROBERTS   | 68                | 22   | 48   | 70   | 60      | -        | -     | -  | -   | -   |    |     |     |    |
|                             | 53             | Joe Nieuwendyk    | 69   | 22   | 34   | 56      | 55       | -     | -  | -   | -   |    |     |     |    |
|                             | Gary Suter     | 70                | 12   | 43   | 55   | 128     | -        | -     | -  | -   | -   |    |     |     |    |
| <b>MOST ASSISTS</b>         | AL MACINNIS    | 77                | 20   | 34   | 54   | 32      | -        | -     | -  | -   | -   |    |     |     |    |
|                             | 57             | Paul Ranheim      | 80   | 23   | 20   | 43      | 32       | -     | -  | -   | -   |    |     |     |    |
|                             | Doug Gilmour   | 38                | 11   | 27   | 38   | 46      | -        | -     | -  | -   | -   |    |     |     |    |
| <b>MOST PENALTY MINUTES</b> | RON STERN      | 78                | 13   | 21   | 34   | 161     | -        | -     | -  | -   | -   |    |     |     |    |
|                             | 338            | Joel Otto         | 34   | 7    | 13   | 20      | 44       | -     | -  | -   | -   |    |     |     |    |
|                             | Craig Berube   | 29                | 2    | 7    | 9    | 27      | -        | -     | -  | -   | -   |    |     |     |    |
| <b>MOST WINS</b>            | MICHAEL VERNON | TOTALS            | 63   | 9    | 20   | 29      | 71       | -     | -  | -   | -   |    |     |     |    |
|                             | 24             | Michel Petit      | TOR  | 34   | 1    | 13      | 14       | 85    | -  | -   | -   |    |     |     |    |
|                             | Frank Musil    | CGY               | 36   | 3    | 10   | 13      | 79       | -     | -  | -   |     |    |     |     |    |
| <b>TROPHIES - AWARDS</b>    | MOLSON CUP     | TOTALS            | 70   | 4    | 23   | 27      | 164      | -     | -  | -   | -   |    |     |     |    |
|                             | MICHAEL VERNON | Carey Wilson      | 42   | 11   | 12   | 23      | 37       | -     | -  | -   | -   |    |     |     |    |
|                             | 24             | Ron Stern         | 72   | 13   | 9    | 22      | 338      | -     | -  | -   | -   |    |     |     |    |
| <b>MOLSON CUP</b>           | MICHAEL VERNON | Marc Habscheid    | 46   | 7    | 11   | 18      | 42       | -     | -  | -   | -   |    |     |     |    |
|                             | 24             | Craig Berube      | TOR  | 40   | 5    | 7       | 12       | 109   | -  | -   | -   |    |     |     |    |
|                             | 24             | CGY               | 36   | 1    | 4    | 5       | 155      | -     | -  | -   |     |    |     |     |    |
| <b>MOLSON CUP</b>           | MICHAEL VERNON | TOTALS            | 76   | 6    | 11   | 17      | 264      | -     | -  | -   | -   |    |     |     |    |
|                             | 24             | Tomas Forslund    | 38   | 5    | 9    | 14      | 12       | -     | -  | -   | -   |    |     |     |    |
|                             | 24             | Jamie Macoun      | 37   | 2    | 12   | 14      | 53       | -     | -  | -   |     |    |     |     |    |
| <b>MOLSON CUP</b>           | MICHAEL VERNON | Trent Yawney      | 47   | 4    | 9    | 13      | 45       | -     | -  | -   | -   |    |     |     |    |
|                             | 24             | Nevin Markwart    | BOS  | 18   | 3    | 6       | 9        | 44    | -  | -   | -   |    |     |     |    |
|                             | 24             | CGY               | 10   | 2    | 1    | 3       | 25       | -     | -  | -   |     |    |     |     |    |
| <b>MOLSON CUP</b>           | MICHAEL VERNON | TOTALS            | 28   | 5    | 7    | 12      | 69       | -     | -  | -   | -   |    |     |     |    |
|                             | 24             | Frank Musil       | 78   | 4    | 8    | 12      | 103      | -     | -  | -   | -   |    |     |     |    |
|                             | 24             | Alexander Godynuk | TOR  | 31   | 3    | 6       | 9        | 59    | -  | -   | -   |    |     |     |    |
| <b>MOLSON CUP</b>           | MICHAEL VERNON | CGY               | 6    | 0    | 1    | 1       | 4        | -     | -  | -   | -   |    |     |     |    |
|                             | 24             | TOTALS            | 37   | 3    | 7    | 10      | 63       | -     | -  | -   | -   |    |     |     |    |
|                             | 24             | Mark Osiecki      | 50   | 2    | 7    | 9       | 24       | -     | -  | -   | -   |    |     |     |    |
| <b>MOLSON CUP</b>           | MICHAEL VERNON | Chris Lindberg    | 17   | 2    | 5    | 7       | 17       | -     | -  | -   | -   |    |     |     |    |
|                             | 24             | Michael Vernon    | 63   | 0    | 7    | 7       | 8        | -     | -  | -   | -   |    |     |     |    |
|                             | 24             | Ric Nattress      | 18   | 0    | 5    | 5       | 31       | -     | -  | -   | -   |    |     |     |    |
| <b>MOLSON CUP</b>           | MICHAEL VERNON | Paul Kruse        | 16   | 3    | 1    | 4       | 65       | -     | -  | -   | -   |    |     |     |    |
|                             | 24             | Martin Simard     | 21   | 1    | 3    | 4       | 119      | -     | -  | -   | -   |    |     |     |    |
|                             | 24             | Tim Hunter        | 30   | 1    | 3    | 4       | 167      | -     | -  | -   | -   |    |     |     |    |
| <b>MOLSON CUP</b>           | MICHAEL VERNON | Greg Smyth        | QUE  | 29   | 0    | 2       | 2        | 138   | -  | -   | -   |    |     |     |    |
|                             | 24             | CGY               | 7    | 1    | 1    | 2       | 15       | -     | -  | -   |     |    |     |     |    |
|                             | 24             | TOTALS            | 36   | 1    | 3    | 4       | 153      | -     | -  | -   |     |    |     |     |    |
| <b>MOLSON CUP</b>           | MICHAEL VERNON | Tim Sweeney       | 11   | 1    | 2    | 3       | 4        | -     | -  | -   | -   |    |     |     |    |
|                             | 24             | Neil Sheehy       | 35   | 1    | 2    | 3       | 119      | -     | -  | -   |     |    |     |     |    |
|                             | 24             | Stephane Matteau  | 4    | 1    | 0    | 1       | 19       | -     | -  | -   |     |    |     |     |    |
| <b>MOLSON CUP</b>           | MICHAEL VERNON | Richard Zemlak    | 5    | 0    | 1    | 1       | 42       | -     | -  | -   |     |    |     |     |    |
|                             | 24             | Jeff Reese        | TOR  | 8    | 0    | 0       | 0        | 0     | -  | -   | -   |    |     |     |    |
|                             | 24             | CGY               | 12   | 0    | 1    | 1       | 12       | -     | -  | -   |     |    |     |     |    |
| <b>MOLSON CUP</b>           | MICHAEL VERNON | TOTALS            | 20   | 0    | 1    | 1       | 12       | -     | -  | -   |     |    |     |     |    |
|                             | 24             | Jim Kyte          | 21   | 0    | 1    | 1       | 107      | -     | -  | -   |     |    |     |     |    |
|                             | 24             | Darryl Olsen      | 1    | 0    | 0    | 0       | 0        | -     | -  | -   |     |    |     |     |    |
| <b>MOLSON CUP</b>           | MICHAEL VERNON | Scott Sharples    | 1    | 0    | 0    | 0       | 0        | -     | -  | -   |     |    |     |     |    |
|                             | 24             | Trevor Kidd       | 2    | 0    | 0    | 0       | 0        | -     | -  | -   |     |    |     |     |    |
|                             | 24             | Kevan Guy         | 3    | 0    | 0    | 0       | 2        | -     | -  | -   |     |    |     |     |    |
| <b>MOLSON CUP</b>           | MICHAEL VERNON | Todd Harkins      | 5    | 0    | 0    | 0       | 7        | -     | -  | -   |     |    |     |     |    |
|                             | 24             | Rick Wamsley      | 9    | 0    | 0    | 0       | 0        | -     | -  | -   |     |    |     |     |    |
|                             | 24             | Rich Chernomaz    | 11   | 0    | 0    | 0       | 6        | -     | -  | -   |     |    |     |     |    |
| <b>MOLSON CUP</b>           | MICHAEL VERNON | Bench             | -    | -    | -    | -       | 20       | -     | -  | -   |     |    |     |     |    |
|                             | 24             | TOTALS            | 80   | 296  | 493  | 789     | 2643     | -     | -  | -   |     |    |     |     |    |
|                             | 24             | GOALTENDER        | GP   | MP   | GA   | GAA     | W-L-T    | SO    | EN | GP  | MP  | GA | GAA | W-L | SO |
| <b>MOLSON CUP</b>           | MICHAEL VERNON | 63                | 3640 | 217  | 3.58 | 24-30-9 | 2        | 4     | -  | -   | -   | -  | -   | -   | -  |
|                             | 24             | Scott Sharples    | 1    | 65   | 4    | 3.69    | 0-0-1    | 0     | 0  | -   | -   | -  | -   | -   | -  |
|                             | 24             | Jeff Reese        | TOR  | 8    | 413  | 20      | 2.91     | 1-5-1 | 0  | 0   | -   | -  | -   | -   | -  |
| <b>MOLSON CUP</b>           | MICHAEL VERNON | CGY               | 12   | 587  | 37   | 3.78    | 3-2-2    | 1     | 0  | -   | -   | -  | -   | -   |    |
|                             | 24             | TOTALS            | 20   | 1000 | 57   | 3.42    | 4-7-3    | 1     | 0  | -   | -   | -  | -   | -   |    |
|                             | 24             | Trevor Kidd       | 2    | 120  | 8    | 4.00    | 1-1-0    | 0     | 0  | -   | -   | -  | -   | -   |    |
| <b>MOLSON CUP</b>           | MICHAEL VERNON | Rick Wamsley      | 9    | 457  | 34   | 4.46    | 3-4-0    | 0     | 0  | -   | -   | -  | -   | -   |    |
|                             | 24             | TOTALS            | 80   | 6292 | 305  | 3.75    | 31-37-12 | 3     | 4  | -   | -   | -  | -   | -   |    |

FLEURY 51 GOALS, MACINNIS ALL-STAR

| Coach           | Regular Season |    |    |   |     |     |     | Playoffs |   |   |    |    |
|-----------------|----------------|----|----|---|-----|-----|-----|----------|---|---|----|----|
|                 | GP             | W  | L  | T | PTS | GF  | GA  | GP       | W | L | GF | GA |
| Doug Risebrough | 80             | 46 | 26 | 8 | 100 | 344 | 263 | 7        | 3 | 4 | 20 | 22 |

2nd Smythe Division, tied 4th Overall. Playoffs: Smythe Division Semi-Finals - lost to Edmonton 4-3.

| PLAYER           | Regular Season |     |     |     |      | Playoffs |    |    |     |     |
|------------------|----------------|-----|-----|-----|------|----------|----|----|-----|-----|
|                  | GP             | G   | A   | PTS | PIM  | GP       | G  | A  | PTS | PIM |
| Theoren Fleury   | 79             | 51  | 53  | 104 | 136  | 7        | 2  | 5  | 7   | 14  |
| Al MacInnis      | 78             | 28  | 75  | 103 | 90   | 7        | 2  | 3  | 5   | 8   |
| Joe Nieuwendyk   | 79             | 45  | 40  | 85  | 36   | 7        | 4  | 1  | 5   | 10  |
| Doug Gilmour     | 78             | 20  | 61  | 81  | 144  | 7        | 1  | 1  | 2   | 0   |
| Sergei Makarov   | 78             | 30  | 49  | 79  | 44   | 3        | 1  | 0  | 1   | 0   |
| Gary Suter       | 79             | 12  | 58  | 70  | 102  | 7        | 1  | 6  | 7   | 12  |
| Gary Roberts     | 80             | 22  | 31  | 53  | 252  | 7        | 1  | 3  | 4   | 18  |
| Robert Reichel   | 66             | 19  | 22  | 41  | 22   | 6        | 1  | 1  | 2   | 0   |
| Joel Otto        | 76             | 19  | 20  | 39  | 183  | 7        | 1  | 2  | 3   | 8   |
| Paul Fenton      | WPG            | 17  | 4   | 4   | 8    | 18       | -  | -  | -   | -   |
|                  | TOR            | 30  | 5   | 10  | 15   | 0        | -  | -  | -   | -   |
|                  | CGY            | 31  | 5   | 7   | 12   | 10       | 5  | 0  | 0   | 2   |
| TOTALS           | 78             | 14  | 21  | 35  | 28   | 5        | 0  | 0  | 0   | 2   |
| Stephane Matteau | 78             | 15  | 19  | 34  | 93   | 5        | 0  | 1  | 1   | 0   |
| Paul Ranheim     | 39             | 14  | 16  | 30  | 4    | 7        | 2  | 2  | 4   | 0   |
| Carey Wilson     | HFD            | 45  | 8   | 15  | 23   | 16       | -  | -  | -   | -   |
|                  | CGY            | 12  | 3   | 3   | 6    | 2        | 7  | 2  | 2   | 4   |
| TOTALS           | 57             | 11  | 18  | 29  | 18   | 7        | 2  | 2  | 4   | 0   |
| Brian MacLellan  | 57             | 13  | 14  | 27  | 55   | 1        | 0  | 0  | 0   | 0   |
| Mark Hunter      | 57             | 10  | 15  | 25  | 125  | -        | -  | -  | -   | -   |
| Frank Musil      | MIN            | 8   | 0   | 2   | 2    | 23       | 7  | 0  | 0   | 0   |
|                  | CGY            | 67  | 7   | 14  | 12   | 160      | -  | -  | -   | -   |
| TOTALS           | 75             | 7   | 16  | 23  | 183  | -        | -  | -  | -   | -   |
| Jamie Macoun     | 79             | 7   | 15  | 22  | 84   | 7        | 0  | 1  | 1   | 4   |
| Ric Nattress     | 58             | 5   | 13  | 18  | 63   | 7        | 1  | 0  | 1   | 2   |
| Roger Johansson  | 38             | 4   | 13  | 17  | 47   | -        | -  | -  | -   | -   |
| Tim Sweeney      | 42             | 7   | 9   | 16  | 8    | -        | -  | -  | -   | -   |
| Ron Stern        | VAN            | 31  | 2   | 3   | 5    | 171      | -  | -  | -   | -   |
|                  | CGY            | 13  | 1   | 3   | 4    | 69       | 7  | 1  | 3   | 4   |
| TOTALS           | 44             | 3   | 6   | 9   | 240  | 7        | 1  | 3  | 4   | 14  |
| Jim Kyte         | PIT            | 1   | 0   | 0   | 0    | 2        | -  | -  | -   | -   |
|                  | CGY            | 42  | 0   | 9   | 9    | 153      | 7  | 0  | 0   | 7   |
| TOTALS           | 43             | 0   | 9   | 9   | 155  | 7        | 0  | 0  | 0   | 7   |
| Tim Hunter       | 34             | 5   | 2   | 7   | 143  | 7        | 0  | 0  | 0   | 10  |
| Sergei Priakin   | 24             | 1   | 6   | 7   | 0    | -        | -  | -  | -   | -   |
| Kevan Guy        | VAN            | 39  | 1   | 6   | 7    | 39       | -  | -  | -   | -   |
|                  | CGY            | 4   | 0   | 0   | 0    | 4        | -  | -  | -   | -   |
| TOTALS           | 43             | 1   | 6   | 7   | 43   | -        | -  | -  | -   | -   |
| Ken Sabourin     | 16             | 1   | 3   | 4   | 36   | -        | -  | -  | -   | -   |
| Michael Vernon   | 54             | 0   | 4   | 4   | 8    | 7        | 0  | 0  | 0   | 0   |
| Jiri Hrdina      | 14             | 0   | 3   | 3   | 4    | -        | -  | -  | -   | -   |
| Martin Simard    | 16             | 0   | 2   | 2   | 53   | -        | -  | -  | -   | -   |
| Dana Murzyn      | 19             | 0   | 2   | 2   | 30   | -        | -  | -  | -   | -   |
| Rick Lessard     | 1              | 0   | 1   | 1   | 0    | -        | -  | -  | -   | -   |
| Rick Wamsley     | 29             | 0   | 1   | 1   | 0    | 1        | 0  | 0  | 0   | 0   |
| Steve Guenette   | 1              | 0   | 0   | 0   | 0    | -        | -  | -  | -   | -   |
| Paul Kruse       | 1              | 0   | 0   | 0   | 7    | -        | -  | -  | -   | -   |
| Marc Bureau      | 5              | 0   | 0   | 0   | 2    | -        | -  | -  | -   | -   |
| Colin Patterson  | -              | -   | -   | -   | -    | 1        | 0  | 0  | 0   | 0   |
| Bench            | -              | -   | -   | -   | 28   | -        | -  | -  | -   | 4   |
| TOTALS           | 80             | 344 | 583 | 927 | 2201 | 7        | 20 | 31 | 51  | 123 |

| GOALTENDER     | GP | MP   | GA  | GAA  | W-L-T   | SO | EN | GP | MP  | GA | GAA   | W-L | SO | EN |
|----------------|----|------|-----|------|---------|----|----|----|-----|----|-------|-----|----|----|
| Rick Wamsley   | 29 | 1670 | 85  | 3.05 | 14-7-5  | 0  | 0  | 1  | 2   | 1  | 30.00 | 0-0 | 0  | 0  |
| Michael Vernon | 54 | 3121 | 172 | 3.31 | 31-19-3 | 1  | 2  | 7  | 427 | 21 | 2.95  | 3-4 | 0  | 0  |
| Steve Guenette | 1  | 60   | 4   | 4.00 | 1-0-0   | 0  | 0  | -  | -   | -  | -     | -   | -  | -  |
| TOTALS         | 80 | 4859 | 263 | 3.25 | 46-26-8 | 1  | 2  | 6  | 430 | 22 | 3.07  | 3-4 | 0  | 0  |

**MOST POINTS**  
THEOREN FLEURY  
104

**MOST GOALS**  
THEOREN FLEURY  
51

**MOST ASSISTS**  
AL MACINNIS  
75

**MOST PENALTY MINUTES**  
GARY ROBERTS  
252

**MOST WINS GOALIE**  
MICHAEL VERNON  
31

**TROPHIES - AWARDS**

**MOLSON CUP**  
THEOREN FLEURY

**NHL 1ST ALL-STAR**  
AL MACINNIS

**PLAYOFFS**

**MOST POINTS**  
THEOREN FLEURY  
GARY SUTER  
7

**MOST GOALS**  
JOE NIEUWENDYK  
4

**MOST ASSISTS**  
GARY SUTER  
6

**MOST PENALTY MINUTES**  
GARY ROBERTS  
18

**MOST WINS GOALIE**  
MICHAEL VERNON  
3

**OVERTIME GOAL**  
THEOREN FLEURY  
1



# 1989-90

## FIRST SMYTHE DIVISION TITLE, MACINNIS ALL-STAR

| Coach       | Regular Season |    |    |    |     |     |     | Playoffs |   |   |    |    |
|-------------|----------------|----|----|----|-----|-----|-----|----------|---|---|----|----|
|             | GP             | W  | L  | T  | PTS | GF  | GA  | GP       | W | L | GF | GA |
| Terry Crisp | 80             | 42 | 23 | 15 | 99  | 348 | 265 | 6        | 2 | 4 | 24 | 29 |

1st Smythe Division, 2nd Overall. Playoffs: Smythe Division Semi-Finals - lost to Los Angeles 4-2.

|  | Regular Season    |           |           |           |            | Playoffs     |           |           |           |           |           |            |            |           |           |
|--|-------------------|-----------|-----------|-----------|------------|--------------|-----------|-----------|-----------|-----------|-----------|------------|------------|-----------|-----------|
|  | PLAYER            | GP        | G         | A         | PTS        | PIM          | GP        | G         | A         | PTS       | PIM       |            |            |           |           |
| <b>MOST POINTS</b><br>JOE NIEUWENDYK<br>95       | Joe Nieuwendyk    | 79        | 45        | 50        | 95         | 40           | 6         | 4         | 6         | 10        | 4         |            |            |           |           |
| <b>MOST GOALS</b><br>JOE NIEUWENDYK<br>45        | Doug Gilmour      | 78        | 24        | 67        | 91         | 54           | 6         | 3         | 1         | 4         | 8         |            |            |           |           |
| <b>MOST ASSISTS</b><br>DOUG GILMOUR<br>67        | Al MacInnis       | 79        | 28        | 62        | 90         | 82           | 6         | 2         | 3         | 5         | 8         |            |            |           |           |
| <b>MOST PENALTY MINUTES</b><br>TIM HUNTER<br>279 | Sergei Makarov    | 80        | 24        | 62        | 86         | 55           | 6         | 0         | 6         | 6         | 3         |            |            |           |           |
| <b>MOST WINS GOALIE</b><br>MICHAEL VERNON<br>23  | Gary Suter        | 76        | 16        | 60        | 76         | 97           | 6         | 0         | 1         | 1         | 12        |            |            |           |           |
| <b>TROPHIES - AWARDS</b>                         | Gary Roberts      | 78        | 39        | 33        | 72         | 222          | 6         | 2         | 5         | 7         | 41        |            |            |           |           |
| <b>CALDER TROPHY</b>                             | Joe Mullen        | 78        | 36        | 33        | 69         | 24           | 6         | 3         | 0         | 3         | 0         |            |            |           |           |
| <b>NHL ROOKIE</b>                                | Theoren Fleury    | 80        | 31        | 35        | 66         | 157          | 6         | 2         | 3         | 5         | 10        |            |            |           |           |
| <b>ALL-STAR</b>                                  | Paul Ranheim      | 80        | 26        | 28        | 54         | 23           | 6         | 1         | 3         | 4         | 2         |            |            |           |           |
| <b>SERGEI MAKAROV</b>                            | Brian MacLellan   | 65        | 20        | 18        | 38         | 26           | 6         | 0         | 2         | 2         | 8         |            |            |           |           |
| <b>MOLSON CUP</b>                                | Jamie Macoun      | 78        | 8         | 27        | 35         | 70           | 6         | 0         | 3         | 3         | 10        |            |            |           |           |
| <b>JOE NIEUWENDYK</b>                            | Joel Otto         | 75        | 13        | 20        | 33         | 116          | 6         | 2         | 2         | 4         | 2         |            |            |           |           |
| <b>NHL 1ST ALL-STAR</b>                          | Jiri Hrdina       | 64        | 12        | 18        | 30         | 31           | 6         | 0         | 1         | 1         | 2         |            |            |           |           |
| <b>AL MACINNIS</b>                               | Dana Murzyn       | 78        | 7         | 13        | 20         | 140          | 6         | 2         | 2         | 4         | 2         |            |            |           |           |
| <b>PLAYOFFS</b>                                  | Brad McCrimmon    | 79        | 4         | 15        | 19         | 78           | 6         | 0         | 2         | 2         | 8         |            |            |           |           |
| <b>MOST POINTS</b>                               | Ric Nattress      | 49        | 1         | 14        | 15         | 26           | 6         | 2         | 0         | 2         | 8         |            |            |           |           |
| <b>JOE NIEUWENDYK</b>                            | Colin Patterson   | 61        | 5         | 3         | 8          | 20           | -         | -         | -         | -         | -         |            |            |           |           |
| <b>MOST GOALS</b>                                | Jonas Bergqvist   | 22        | 2         | 5         | 7          | 10           | -         | -         | -         | -         | -         |            |            |           |           |
| <b>MOST ASSISTS</b>                              | Jim Korn          | N.J.      | 37        | 2         | 3          | 5            | 99        | -         | -         | -         | -         |            |            |           |           |
| <b>MOST PENALTY MINUTES</b>                      | CGY               | 9         | 0         | 2         | 2          | 26           | 4         | 1         | 0         | 1         | 12        |            |            |           |           |
| <b>GARY ROBERTS</b>                              | <b>TOTALS</b>     | 46        | 2         | 5         | 7          | 125          | 4         | 1         | 0         | 1         | 12        |            |            |           |           |
| <b>41</b>  | Mark Hunter       | 10        | 2         | 3         | 5          | 39           | -         | -         | -         | -         | -         |            |            |           |           |
| <b>MOST WINS GOALIE</b>                          | Tim Hunter        | 67        | 2         | 3         | 5          | 279          | 6         | 0         | 0         | 0         | 4         |            |            |           |           |
| <b>MICHAEL VERNON</b>                            | Roger Johansson   | 35        | 0         | 5         | 5          | 48           | -         | -         | -         | -         | -         |            |            |           |           |
| <b>2</b>   | Sergei Priakin    | 20        | 2         | 2         | 4          | 0            | 2         | 0         | 0         | 0         | 0         |            |            |           |           |
|  | Michael Vernon    | 47        | 0         | 3         | 3          | 21           | 6         | 0         | 0         | 0         | 0         |            |            |           |           |
|  | Jim Peplinski     | 6         | 1         | 0         | 1          | 4            | -         | -         | -         | -         | -         |            |            |           |           |
|  | Brian Glynn       | 1         | 0         | 0         | 0          | 0            | -         | -         | -         | -         | -         |            |            |           |           |
|  | Steve Guenette    | 2         | 0         | 0         | 0          | 2            | -         | -         | -         | -         | -         |            |            |           |           |
|  | Stu Grimson       | 3         | 0         | 0         | 0          | 17           | -         | -         | -         | -         | -         |            |            |           |           |
|  | Marc Bureau       | 5         | 0         | 0         | 0          | 4            | -         | -         | -         | -         | -         |            |            |           |           |
|  | Ken Sabourin      | 5         | 0         | 0         | 0          | 10           | -         | -         | -         | -         | -         |            |            |           |           |
|  | Rick Wamsley      | 36        | 0         | 0         | 0          | 4            | 1         | 0         | 0         | 0         | 0         |            |            |           |           |
|  | Bench             | -         | -         | -         | -          | 26           | -         | -         | -         | -         | 4         |            |            |           |           |
|  | <b>TOTALS</b>     | 80        | 348       | 581       | 929        | 1751         | 6         | 24        | 40        | 64        | 145       |            |            |           |           |
|  | <b>GOALTENDER</b> | <b>GP</b> | <b>MP</b> | <b>GA</b> | <b>GAA</b> | <b>W-L-T</b> | <b>SO</b> | <b>EN</b> | <b>GP</b> | <b>MP</b> | <b>GA</b> | <b>GAA</b> | <b>W-L</b> | <b>SO</b> | <b>EN</b> |
|  | Michael Vernon    | 47        | 2795      | 146       | 3.13       | 23-14-9      | 1         | 2         | 6         | 342       | 19        | 3.33       | 2-3        | 3         | 1         |
|  | Rick Wamsley      | 36        | 1969      | 107       | 3.26       | 18-8-6       | 0         | 0         | 1         | 49        | 9         | 11.02      | 0-1        | 0         | 0         |
|  | Steve Guenette    | 2         | 119       | 8         | 4.03       | 1-1-0        | 0         | 0         | -         | -         | -         | -          | -          | -         | -         |
|  | <b>TOTALS</b>     | 80        | 4895      | 265       | 3.25       | 42-23-15     | 1         | 2         | 6         | 392       | 28        | 4.44       | 2-4        | 3         | 1         |

# 1988-89

## FIRST STANLEY CUP AND 2ND PRESIDENTS' TROPHY

| Coach       | Regular Season |    |    |   |     |     | Playoffs |    |    |   |    |    |
|-------------|----------------|----|----|---|-----|-----|----------|----|----|---|----|----|
|             | GP             | W  | L  | T | PTS | GF  | GA       | GP | W  | L | GF | GA |
| Terry Crisp | 80             | 54 | 17 | 9 | 117 | 354 | 226      | 22 | 16 | 6 | 82 | 55 |

1st Smythe Division, 1st Overall. Playoffs: Smythe Division Semi-Finals - defeated Vancouver 4-3; Smythe Division Finals - defeated Los Angeles 4-0; Campbell Conference Championships defeated Chicago 4-1; Stanley Cup Championship defeated Montreal 4-2.

| PLAYER              | Regular Season |            |            |            |             | Playoffs  |           |            |            |            |
|---------------------|----------------|------------|------------|------------|-------------|-----------|-----------|------------|------------|------------|
|                     | GP             | G          | A          | PTS        | PIM         | GP        | G         | A          | PTS        | PIM        |
| Joe Mullen          | 79             | 51         | 59         | 110        | 16          | 21        | 16        | 8          | 24         | 4          |
| Hakan Loob          | 79             | 27         | 58         | 85         | 44          | 22        | 8         | 9          | 17         | 4          |
| Doug Gilmour        | 72             | 26         | 59         | 85         | 44          | 22        | 11        | 11         | 22         | 20         |
| Joe Nieuwendyk      | 77             | 51         | 31         | 82         | 40          | 22        | 10        | 4          | 14         | 10         |
| Al MacInnis         | 79             | 16         | 58         | 74         | 126         | 22        | 7         | 24         | 31         | 46         |
| Gary Suter          | 63             | 13         | 49         | 62         | 78          | 5         | 0         | 3          | 3          | 10         |
| Jiri Hrdina         | 70             | 22         | 32         | 54         | 26          | 4         | 0         | 0          | 0          | 0          |
| Joel Otto           | 72             | 23         | 30         | 53         | 213         | 22        | 6         | 13         | 19         | 46         |
| Brian MacLennan MIN | 60             | 16         | 23         | 39         | 104         | -         | -         | -          | -          | -          |
| CGY                 | 12             | 2          | 3          | 5          | 14          | 21        | 3         | 2          | 5          | 19         |
| <b>TOTALS</b>       | <b>72</b>      | <b>18</b>  | <b>26</b>  | <b>44</b>  | <b>118</b>  | <b>21</b> | <b>3</b>  | <b>2</b>   | <b>5</b>   | <b>19</b>  |
| Gary Roberts        | 71             | 22         | 16         | 38         | 250         | 22        | 5         | 7          | 12         | 57         |
| Colin Patterson     | 74             | 14         | 24         | 38         | 56          | 22        | 3         | 10         | 13         | 24         |
| Jim Peplinski       | 79             | 13         | 25         | 38         | 241         | 20        | 1         | 6          | 7          | 75         |
| Theoren Fleury      | 36             | 14         | 20         | 34         | 46          | 22        | 5         | 6          | 11         | 24         |
| Mark Hunter         | 66             | 22         | 8          | 30         | 194         | 10        | 2         | 2          | 4          | 23         |
| Jamie Macoun        | 72             | 8          | 19         | 27         | 76          | 22        | 3         | 6          | 9          | 30         |
| Brad McCrimmon      | 72             | 5          | 17         | 22         | 96          | 22        | 0         | 3          | 3          | 30         |
| Dana Murzyn         | 63             | 3          | 19         | 22         | 142         | 21        | 0         | 3          | 3          | 20         |
| Lanny McDonald      | 51             | 11         | 7          | 18         | 26          | 14        | 1         | 3          | 4          | 29         |
| Rob Ramage          | 68             | 3          | 13         | 16         | 156         | 20        | 1         | 11         | 12         | 26         |
| Tim Hunter          | 75             | 3          | 9          | 12         | *375        | 19        | 0         | 4          | 4          | 32         |
| Ric Nattress        | 38             | 1          | 8          | 9          | 47          | 19        | 0         | 3          | 3          | 20         |
| Perry Berezan       | 35             | 4          | 4          | 8          | 23          | -         | -         | -          | -          | -          |
| Michael Vernon      | 52             | 0          | 4          | 4          | 18          | 22        | 0         | 0          | 0          | 14         |
| Rick Lessard        | 6              | 0          | 1          | 1          | 2           | -         | -         | -          | -          | -          |
| Ken Sabourin        | 6              | 0          | 1          | 1          | 26          | 1         | 0         | 0          | 0          | 0          |
| Brian Glynn         | 9              | 0          | 1          | 1          | 19          | -         | -         | -          | -          | -          |
| Rick Wamsley        | 35             | 0          | 1          | 1          | 8           | 1         | 0         | 0          | 0          | 0          |
| Rich Chernomaz      | 1              | 0          | 0          | 0          | 0           | -         | -         | -          | -          | -          |
| Stu Grimson         | 1              | 0          | 0          | 0          | 5           | -         | -         | -          | -          | -          |
| Sergei Priakin      | 2              | 0          | 0          | 0          | 2           | 1         | 0         | 0          | 0          | 0          |
| Dave Reiersen       | 2              | 0          | 0          | 0          | 2           | -         | -         | -          | -          | -          |
| Paul Ranheim        | 5              | 0          | 0          | 0          | 0           | -         | -         | -          | -          | -          |
| Shane Churla        | 5              | 0          | 0          | 0          | 25          | -         | -         | -          | -          | -          |
| Bench               | -              | -          | -          | -          | 10          | -         | -         | -          | -          | -          |
| <b>TOTALS</b>       | <b>80</b>      | <b>354</b> | <b>576</b> | <b>930</b> | <b>2444</b> | <b>22</b> | <b>82</b> | <b>138</b> | <b>220</b> | <b>563</b> |

| GOALTENDER     | GP        | MP          | GA         | GAA         | W-L-T          | SO       | EN       | GP        | MP          | GA        | GAA         | W-L         | SO       | EN       |
|----------------|-----------|-------------|------------|-------------|----------------|----------|----------|-----------|-------------|-----------|-------------|-------------|----------|----------|
| Michael Vernon | 52        | 2938        | 130        | 2.65        | 37-6-5         | 0        | 0        | 22        | 1381        | 52        | 2.26        | 16-5        | 3        | 1        |
| Rick Wamsley   | 35        | 1927        | 95         | 2.96        | 17-11-4        | 2        | 1        | 1         | 20          | 2         | 6.00        | 0-1         | 0        | 0        |
| Steve Guenette | -         | -           | -          | -           | -              | -        | -        | -         | -           | -         | -           | -           | -        | -        |
| <b>TOTALS</b>  | <b>80</b> | <b>4871</b> | <b>225</b> | <b>2.78</b> | <b>54-17-9</b> | <b>2</b> | <b>1</b> | <b>22</b> | <b>1401</b> | <b>54</b> | <b>2.36</b> | <b>16-6</b> | <b>3</b> | <b>1</b> |

- MOST POINTS**  
JOE MULLEN  
110
- MOST GOALS**  
JOE MULLEN  
51  
JOE NIEUWENDYK  
51
- MOST ASSISTS**  
JOE MULLEN  
DOUG GILMOUR  
59
- MOST PENALTY MINUTES**  
TIM HUNTER  
375
- MOST WINS**  
**GOALIE**  
MICHAEL VERNON  
37
- TROPHIES - AWARDS**
- CONN SMYTHE TROPHY**  
AL MACINNIS
- LADY BYNG**  
JOE MULLEN
- EMERY EDGE**  
JOE MULLEN
- MOLSON CUP**  
JOE MULLEN
- NHL ALL-STAR**  
JOE MULLEN  
1st  
AL MACINNIS  
2nd  
MICHAEL VERNON  
2nd
- PLAYOFFS**
- MOST POINTS**  
AL MACINNIS  
31
- MOST GOALS**  
JOE MULLEN  
16
- MOST ASSISTS**  
AL MACINNIS  
24
- MOST PENALTY MINUTES**  
JIM PEPLINSKI  
75
- MOST WINS**  
**GOALIE**  
MICHAEL VERNON  
16

PRESIDENTS' TROPHY 1ST OVERALL

| Coach       | Regular Season |    |    |   |     |     | Playoffs |    |   |   |    |    |
|-------------|----------------|----|----|---|-----|-----|----------|----|---|---|----|----|
|             | GP             | W  | L  | T | PTS | GF  | GA       | GP | W | L | GF | GA |
| Terry Crisp | 80             | 48 | 23 | 9 | 105 | 397 | 305      | 9  | 4 | 5 | 41 | 36 |

1st Smythe Division, 1st Overall. Playoffs: Smythe Division Semi-Finals - defeated Los Angeles 4-1; Smythe Division Finals - lost to Edmonton 4-0

|  | PLAYER          | Regular Season |      |      |         |         |    | Playoffs |     |     |      |      |     |    |   |
|--|-----------------|----------------|------|------|---------|---------|----|----------|-----|-----|------|------|-----|----|---|
|  |                 | GP             | G    | A    | PTS     | PIM     | GP | G        | A   | PTS | PIM  |      |     |    |   |
| <b>MOST POINTS</b><br>HAKAN LOOB<br>106                          | Hakan Loob      | 80             | 50   | 56   | 106     | 47      | 9  | 1        | 9   | 10  | 6    |      |     |    |   |
|  | Mike Bullard    | 79             | 48   | 55   | 103     | 68      | 6  | 0        | 2   | 2   | 6    |      |     |    |   |
| <b>MOST GOALS</b><br>JOE NIEUWENDYK<br>51                        | Joe Nieuwendyk  | 75             | 51   | 41   | 92      | 23      | 8  | 3        | 4   | 7   | 2    |      |     |    |   |
|  | Gary Suter      | 75             | 21   | 70   | 91      | 124     | 9  | 1        | 9   | 10  | 6    |      |     |    |   |
|  | Joe Mullen      | 80             | 40   | 44   | 86      | 30      | 7  | 2        | 4   | 6   | 10   |      |     |    |   |
| <b>MOST ASSISTS</b><br>GARY SUTER<br>70                          | Al MacInnis     | 80             | 25   | 58   | 83      | 114     | 7  | 3        | 6   | 9   | 18   |      |     |    |   |
|  | John Tonelli    | 74             | 17   | 41   | 58      | 84      | 6  | 2        | 5   | 7   | 8    |      |     |    |   |
|  | Joel Otto       | 62             | 13   | 39   | 52      | 194     | 9  | 3        | 2   | 5   | 24   |      |     |    |   |
| <b>MOST PENALTY MINUTES</b><br>TIM HUNTER<br>337                 | Jim Peplinski   | 75             | 20   | 31   | 51      | 234     | 9  | 0        | 5   | 5   | 45   |      |     |    |   |
|  | Brett Hull      | 52             | 26   | 24   | 50      | 12      | -  | -        | -   | -   | -    |      |     |    |   |
|  | Rob Ramage      | STL 67         | 8    | 34   | 42      | 127     | -  | -        | -   | -   | -    |      |     |    |   |
|  |                 | CGY 12         | 1    | 6    | 7       | 37      | 9  | 1        | 3   | 4   | 21   |      |     |    |   |
|  | TOTALS          | 79             | 9    | 40   | 49      | 164     | 9  | 1        | 3   | 4   | 21   |      |     |    |   |
| <b>MOST WINS GOALIE</b><br>MICHAEL VERNON<br>39                  | Brad McCrimmon  | 80             | 7    | 35   | 42      | 98      | 9  | 2        | 3   | 5   | 22   |      |     |    |   |
|  | Carey Wilson    | 34             | 9    | 21   | 30      | 18      | -  | -        | -   | -   | -    |      |     |    |   |
|  | Gary Roberts    | 74             | 13   | 15   | 28      | 282     | 9  | 2        | 3   | 5   | 29   |      |     |    |   |
| <b>TROPHIES - AWARDS</b>   | Lanny McDonald  | 60             | 10   | 13   | 23      | 57      | 9  | 3        | 1   | 4   | 6    |      |     |    |   |
|  | Craig Cox       | VAN 64         | 5    | 12   | 17      | 186     | -  | -        | -   | -   | -    |      |     |    |   |
|  |                 | CGY 7          | 2    | 3    | 5       | 32      | 2  | 1        | 0   | 1   | 16   |      |     |    |   |
| <b>CALDER TROPHY</b><br>NHL ROOKIE<br>ALL-STAR<br>JOE NIEUWENDYK | TOTALS          | 71             | 7    | 15   | 22      | 218     | 2  | 1        | 0   | 1   | 16   |      |     |    |   |
|  | Perry Berezan   | 29             | 7    | 12   | 19      | 66      | 8  | 0        | 2   | 2   | 13   |      |     |    |   |
|  | Brian Glynn     | 67             | 5    | 14   | 19      | 87      | 1  | 0        | 0   | 0   | 0    |      |     |    |   |
| <b>HING CLANCY</b><br>LANNY McDONALD                             | Colin Patterson | 39             | 7    | 11   | 18      | 28      | 9  | 1        | 0   | 1   | 8    |      |     |    |   |
|  | Dana Murzyn     | HFD 33         | 1    | 6    | 7       | 45      | -  | -        | -   | -   | -    |      |     |    |   |
|  |                 | CGY 41         | 6    | 5    | 11      | 94      | 5  | 2        | 0   | 2   | 13   |      |     |    |   |
| <b>EMERY EDGE +/-</b><br>BRAD McCRIMMON                          | TOTALS          | 74             | 7    | 11   | 18      | 139     | 5  | 2        | 0   | 2   | 13   |      |     |    |   |
|  | Ric Nattress    | 63             | 2    | 13   | 15      | 37      | 6  | 1        | 3   | 4   | 0    |      |     |    |   |
| <b>MOLSON CUP</b><br>JOE MULLEN                                  | Tim Hunter      | 68             | 8    | 5    | 13      | 337     | 9  | 4        | 0   | 4   | 32   |      |     |    |   |
|  | Steve Bozek     | 26             | 3    | 7    | 10      | 12      | -  | -        | -   | -   | -    |      |     |    |   |
| <b>NHL ALL-STAR</b><br>HAKAN LOOB<br>1st                         | Neil Sheehy     | 36             | 2    | 6    | 8       | 73      | -  | -        | -   | -   | -    |      |     |    |   |
|  | Jiri Hrdina     | 9              | 2    | 5    | 7       | 2       | 1  | 0        | 0   | 0   | 0    |      |     |    |   |
| BRAD McCRIMMON<br>2nd  | Michael Vernon  | 64             | 0    | 7    | 7       | 47      | 9  | 0        | 2   | 2   | 2    |      |     |    |   |
| GARY SUTER 2nd   | Shane Churla    | HFD 2          | 0    | 0    | 0       | 14      | -  | -        | -   | -   | -    |      |     |    |   |
|  |                 | CGY 29         | 1    | 5    | 6       | 132     | 7  | 0        | 1   | 1   | 17   |      |     |    |   |
| <b>PLAYOFFS</b>  | TOTALS          | 31             | 1    | 5    | 6       | 146     | 7  | 0        | 1   | 1   | 17   |      |     |    |   |
|  | Paul Reinhart   | 14             | 0    | 4    | 4       | 10      | 8  | 2        | 7   | 9   | 6    |      |     |    |   |
| <b>MOST POINTS</b><br>GARY SUTER<br>10                           | Kevan Guy       | 11             | 0    | 3    | 3       | 8       | -  | -        | -   | -   | -    |      |     |    |   |
|  | Doug Dadswell   | 25             | 0    | 2    | 2       | 2       | -  | -        | -   | -   | -    |      |     |    |   |
|  | Rich Chernomaz  | 2              | 1    | 0    | 1       | 0       | -  | -        | -   | -   | -    |      |     |    |   |
| <b>MOST GOALS</b><br>HAKAN LOOB<br>8                             | Randy Bucyk     | 2              | 0    | 0    | 0       | 0       | -  | -        | -   | -   | -    |      |     |    |   |
|  | Bob Bodak       | 3              | 0    | 0    | 0       | 22      | -  | -        | -   | -   | -    |      |     |    |   |
|  | Rick Wamsley    | STL 31         | 0    | 0    | 0       | 14      | -  | -        | -   | -   | -    |      |     |    |   |
|  |                 | CGY 2          | 0    | 0    | 0       | 0       | 1  | 0        | 0   | 0   | 0    |      |     |    |   |
| <b>MOST ASSISTS</b><br>GARY SUTER<br>9                           | TOTALS          | 33             | 0    | 0    | 0       | 14      | 1  | 0        | 0   | 0   | 0    |      |     |    |   |
|  | Bench           | -              | -    | -    | -       | -       | -  | -        | -   | -   | 2    |      |     |    |   |
| <b>MOST PENALTY MINUTES</b><br>JIM PEPLINSKI<br>45               | TOTALS          | 80             | 397  | 652  | 1049    | 2429    | 9  | 41       | 63  | 104 | 312  |      |     |    |   |
| <b>GOALTENDER</b>  | GP              | MP             | GA   | GAA  | W-L-T   | SO      | EN | GP       | MP  | GA  | GAA  | W-L  | SO  | EN |   |
|  | Rick Wamsley    | STL 31         | 1818 | 103  | 3.40    | 13-16-1 | 0  | 0        | -   | -   | -    | -    | -   | -  |   |
|  |                 | CGY 2          | 73   | 5    | 4.11    | 1-0-0   | 0  | 0        | 1   | 33  | 2    | 3.64 | 0-1 | 0  | 0 |
|  | TOTALS          | 33             | 1891 | 108  | 3.43    | 14-16-1 | 0  | 0        | 1   | 33  | 2    | 3.64 | 0-1 | 0  | 0 |
|  | Michael Vernon  | 64             | 3565 | 210  | 3.53    | 39-16-7 | 1  | 1        | 9   | 515 | 34   | 3.96 | 4-4 | 0  | 0 |
|  | Doug Dadswell   | 25             | 1221 | 89   | 4.37    | 8-7-2   | 0  | 0        | -   | -   | -    | -    | -   | -  |   |
| <b>TOTALS</b>  | 80              | 4859           | 304  | 3.75 | 48-23-9 | 1       | 1  | 9        | 548 | 36  | 3.94 | 4-5  | 0   | 0  |   |

# 1986-87

## MULLEN CAPTURES LADY BYNG TROPHY

| Coach       | Regular Season |    |    |   |     |     |     | Playoffs |   |   |    |    |
|-------------|----------------|----|----|---|-----|-----|-----|----------|---|---|----|----|
|             | GP             | W  | L  | T | PTS | GF  | GA  | GP       | W | L | GF | GA |
| Bob Johnson | 80             | 46 | 31 | 3 | 95  | 318 | 289 | 6        | 2 | 4 | 15 | 22 |

2nd Smythe Division, 3rd Overall. Playoffs: Smythe Division Semi-Finals - lost to Winnipeg 4-2.

| PLAYER          | Regular Season |            |            |            |             | Playoffs |           |           |           |            |   |
|-----------------|----------------|------------|------------|------------|-------------|----------|-----------|-----------|-----------|------------|---|
|                 | GP             | G          | A          | PTS        | PIM         | GP       | G         | A         | PTS       | PIM        |   |
| Joe Mullen      | 79             | 47         | 40         | 87         | 14          | 6        | 2         | 1         | 3         | 0          |   |
| Al MacInnis     | 79             | 20         | 56         | 76         | 97          | 4        | 1         | 0         | 1         | 0          |   |
| Paul Reinhart   | 76             | 15         | 53         | 68         | 22          | 4        | 0         | 1         | 1         | 6          |   |
| Mike Bullard    | PIT            | 14         | 2          | 10         | 12          | 17       | -         | -         | -         | -          | - |
|                 | CGY            | 57         | 28         | 26         | 54          | 34       | 6         | 4         | 3         | 7          | 2 |
| <b>TOTALS</b>   | <b>71</b>      | <b>30</b>  | <b>36</b>  | <b>66</b>  | <b>51</b>   | <b>6</b> | <b>4</b>  | <b>3</b>  | <b>7</b>  | <b>2</b>   |   |
| Carey Wilson    | 80             | 20         | 36         | 56         | 42          | 6        | 1         | 1         | 2         | 6          |   |
| John Tonelli    | 78             | 20         | 31         | 51         | 72          | 3        | 0         | 0         | 0         | 2          |   |
| Joel Otto       | 68             | 19         | 31         | 50         | 185         | 2        | 0         | 2         | 2         | 6          |   |
| Jim Peplinski   | 80             | 18         | 32         | 50         | 181         | 6        | 1         | 0         | 1         | 24         |   |
| Gary Suter      | 68             | 9          | 40         | 49         | 70          | 6        | 0         | 3         | 3         | 10         |   |
| Hakan Loob      | 68             | 18         | 26         | 44         | 26          | 5        | 1         | 2         | 3         | 0          |   |
| Jamie Macoun    | 79             | 7          | 33         | 40         | 111         | 3        | 0         | 1         | 1         | 8          |   |
| Steve Bozek     | 71             | 17         | 18         | 35         | 22          | 4        | 1         | 0         | 1         | 2          |   |
| Brian Bradley   | 40             | 10         | 18         | 28         | 16          | -        | -         | -         | -         | -          |   |
| Lanny McDonald  | 58             | 14         | 12         | 26         | 54          | 5        | 0         | 0         | 0         | 2          |   |
| Colin Patterson | 68             | 13         | 13         | 26         | 41          | 6        | 0         | 2         | 2         | 2          |   |
| Tim Hunter      | 73             | 6          | 15         | 21         | 361         | -        | -         | -         | -         | -          |   |
| Gary Roberts    | 32             | 5          | 10         | 15         | 85          | 2        | 0         | 0         | 0         | 4          |   |
| Dale DeGray     | 27             | 6          | 7          | 13         | 29          | -        | -         | -         | -         | -          |   |
| Neil Sheehy     | 54             | 4          | 6          | 10         | 151         | 6        | 0         | 0         | 0         | 21         |   |
| Dan Quinn       | 16             | 3          | 6          | 9          | 14          | -        | -         | -         | -         | -          |   |
| Perry Berezan   | 24             | 5          | 3          | 8          | 24          | 2        | 0         | 2         | 2         | 7          |   |
| Nick Fotiu      | 42             | 5          | 3          | 8          | 145         | -        | -         | -         | -         | -          |   |
| Kari Eloranta   | 13             | 1          | 6          | 7          | 9           | 6        | 0         | 2         | 2         | 0          |   |
| Joe Nieuwendyk  | 9              | 5          | 1          | 6          | 0           | 6        | 2         | 2         | 4         | 0          |   |
| Doug Risebrough | 22             | 2          | 3          | 5          | 66          | 4        | 0         | 1         | 1         | 6          |   |
| Kevan Guy       | 24             | 0          | 4          | 4          | 19          | 4        | 0         | 1         | 1         | 23         |   |
| Brian Engblom   | 32             | 0          | 4          | 4          | 28          | -        | -         | -         | -         | -          |   |
| Paul Baxter     | 18             | 0          | 2          | 2          | 66          | 2        | 0         | 0         | 0         | 10         |   |
| Michael Vernon  | 54             | 0          | 2          | 2          | 14          | 5        | 0         | 0         | 0         | 0          |   |
| Brett Hull      | 5              | 1          | 0          | 1          | 0           | 4        | 2         | 1         | 3         | 0          |   |
| Doug Dadswell   | 2              | 0          | 0          | 0          | 0           | -        | -         | -         | -         | -          |   |
| Rejean Lemelin  | 34             | 0          | 0          | 0          | 20          | 2        | 0         | 1         | 1         | 0          |   |
| <b>TOTALS</b>   | <b>80</b>      | <b>318</b> | <b>538</b> | <b>856</b> | <b>2018</b> | <b>6</b> | <b>15</b> | <b>26</b> | <b>41</b> | <b>192</b> |   |

| GOALTENDER     | GP        | MP          | GA         | GAA         | W-L-T          | SO       | EN       | GP       | MP         | GA        | GAA         | W-L        | SO       | EN       |
|----------------|-----------|-------------|------------|-------------|----------------|----------|----------|----------|------------|-----------|-------------|------------|----------|----------|
| Rejean Lemelin | 34        | 1735        | 94         | 3.25        | 16-9-1         | 2        | 4        | 2        | 101        | 6         | 3.56        | 0-1        | 0        | 0        |
| Michael Vernon | 54        | 2957        | 178        | 3.61        | 30-21-1        | 1        | 2        | 5        | 263        | 16        | 3.65        | 2-3        | 0        | 0        |
| Doug Dadswell  | 2         | 125         | 10         | 4.80        | 0-1-1          | 0        | 1        | -        | -          | -         | -           | -          | -        | -        |
| <b>TOTALS</b>  | <b>80</b> | <b>4817</b> | <b>282</b> | <b>3.61</b> | <b>46-31-3</b> | <b>3</b> | <b>7</b> | <b>6</b> | <b>364</b> | <b>22</b> | <b>3.63</b> | <b>2-4</b> | <b>0</b> | <b>0</b> |

|                             |
|-----------------------------|
| <b>MOST POINTS</b>          |
| JOE MULLEN<br>87            |
| <b>MOST GOALS</b>           |
| JOE MULLEN<br>47            |
| <b>MOST ASSISTS</b>         |
| AL MACINNIS<br>56           |
| <b>MOST PENALTY MINUTES</b> |
| TIM HUNTER<br>361           |
| <b>MOST WINS GOALIE</b>     |
| MICHAEL VERNON<br>30        |
| <b>TROPHIES - AWARDS</b>    |
| <b>LADY BYNG MOLSON CUP</b> |
| JOE MULLEN                  |
| <b>PLAYOFFS</b>             |
| <b>MOST POINTS</b>          |
| MIKE BULLARD<br>6           |
| <b>MOST GOALS</b>           |
| MIKE BULLARD<br>4           |
| <b>MOST ASSISTS</b>         |
| GARY SUTER<br>3             |
| <b>MOST PENALTY MINUTES</b> |
| TIM HUNTER<br>51            |
| <b>MOST WINS GOALIE</b>     |
| MICHAEL VERNON<br>2         |
| <b>OVERTIME GOAL</b>        |
| MIKE BULLARD<br>1           |

# 1985-86

## FLAMES VS MONTREAL FOR STANLEY CUP

| Coach       | Regular Season |    |    |   |     |     |     | Playoffs |    |    |    |    |
|-------------|----------------|----|----|---|-----|-----|-----|----------|----|----|----|----|
|             | GP             | W  | L  | T | PTS | GF  | GA  | GP       | W  | L  | GF | GA |
| Bob Johnson | 80             | 40 | 31 | 9 | 89  | 354 | 315 | 22       | 12 | 10 | 81 | 69 |

2nd Smythe Division, 6th Overall. Playoffs: Smythe Division Semi-Finals - defeated Winnipeg 3-0; Smythe Division Finals - defeated Edmonton 4-3; Conference Finals - defeated St. Louis 4-3; Stanley Cup Finals - lost to Montreal 4-1.

|                             | PLAYER            | Regular Season |     |     |     |      | Playoffs |    |     |     |     |   |
|-----------------------------|-------------------|----------------|-----|-----|-----|------|----------|----|-----|-----|-----|---|
|                             |                   | GP             | G   | A   | PTS | PIM  | GP       | G  | A   | PTS | PIM |   |
| <b>MOST POINTS</b>          | JOE MULLEN        | STL            | 48  | 28  | 24  | 52   | 10       | -  | -   | -   | -   | - |
| 90                          | CGY               | 29             | 16  | 22  | 38  | 11   | 21       | 12 | 7   | 19  | 4   |   |
| (Calgary 38, St. Louis 52)  | TOTALS            | 77             | 44  | 46  | 90  | 21   | 21       | 12 | 7   | 19  | 4   |   |
|                             | Dan Quinn         | 78             | 30  | 42  | 72  | 44   | 18       | 8  | 7   | 15  | 10  |   |
| <b>MOST GOALS</b>           | Lanny McDonald    | 80             | 28  | 43  | 71  | 44   | 22       | 11 | 7   | 18  | 30  |   |
| 44                          | John Tonelli      | NYI            | 65  | 20  | 41  | 61   | 50       | -  | -   | -   | -   |   |
| (Calgary 16, St. Louis 28)  | CGY               | 9              | 3   | 4   | 7   | 10   | 22       | 7  | 9   | 16  | 49  |   |
|                             | TOTALS            | 74             | 23  | 45  | 68  | 60   | 22       | 7  | 9   | 16  | 49  |   |
| <b>MOST ASSISTS</b>         | Gary Suter        | 80             | 18  | 50  | 68  | 141  | 10       | 2  | 8   | 10  | 8   |   |
| AL MacINNIS                 | Al MacInnis       | 77             | 11  | 57  | 68  | 76   | 21       | 4  | 15  | 19  | 30  |   |
| 57                          | Hakan Loob        | 68             | 31  | 36  | 67  | 36   | 22       | 4  | 10  | 14  | 6   |   |
|                             | Joel Otto         | 79             | 25  | 34  | 59  | 188  | 22       | 5  | 10  | 15  | 80  |   |
| <b>MOST PENALTY MINUTES</b> | Jim Peplinski     | 77             | 24  | 35  | 59  | 214  | 22       | 5  | 9   | 14  | 107 |   |
| TIM HUNTER                  | Carey Wilson      | 76             | 29  | 29  | 58  | 24   | 9        | 0  | 2   | 2   | 2   |   |
| 291                         | Steve Bozek       | 64             | 21  | 22  | 43  | 24   | 14       | 2  | 6   | 8   | 32  |   |
|                             | Doug Risebrough   | 62             | 15  | 28  | 43  | 169  | 22       | 7  | 9   | 16  | 38  |   |
| <b>MOST WINS</b>            | Perry Berezan     | 55             | 12  | 21  | 33  | 39   | 8        | 1  | 1   | 2   | 6   |   |
| GOALIE                      | Paul Reinhart     | 32             | 8   | 25  | 33  | 15   | 21       | 5  | 13  | 18  | 4   |   |
| REJEAN LEMELIN              | Jamie Macoun      | 77             | 11  | 21  | 32  | 81   | 22       | 1  | 6   | 7   | 23  |   |
| 29                          | Richard Kromm     | 63             | 12  | 17  | 29  | 31   | -        | -  | -   | -   | -   |   |
| <b>TROPHIES - AWARDS</b>    | Colin Patterson   | 61             | 14  | 13  | 27  | 22   | 19       | 6  | 3   | 9   | 10  |   |
|                             | Steve Konroyd     | 59             | 7   | 20  | 27  | 64   | -        | -  | -   | -   | -   |   |
| <b>CALDER TROPHY</b>        | Eddy Beers        | 33             | 11  | 10  | 21  | 8    | -        | -  | -   | -   | -   |   |
| <b>NHL ROOKIE</b>           | Neil Sheehy       | 65             | 2   | 16  | 18  | 271  | 22       | 0  | 2   | 2   | 79  |   |
| <b>ALL-STAR</b>             | Tim Hunter        | 66             | 8   | 7   | 15  | 291  | 19       | 0  | 3   | 3   | 108 |   |
| GARY SUTER                  | Gino Cavallini    | 27             | 7   | 7   | 14  | 26   | -        | -  | -   | -   | -   |   |
|                             | Charlie Bourgeois | 29             | 5   | 5   | 10  | 128  | -        | -  | -   | -   | -   |   |
| <b>MOLSON CUP</b>           | Terry Johnson     | STL            | 49  | 0   | 4   | 4    | 87       | -  | -   | -   | -   |   |
| HAKAN LOOB                  | CGY               | 24             | 1   | 4   | 5   | 71   | 17       | 0  | 3   | 3   | 64  |   |
| <b>PLAYOFFS</b>             | TOTALS            | 73             | 1   | 8   | 9   | 158  | 17       | 0  | 3   | 3   | 64  |   |
| <b>MOST POINTS</b>          | Paul Baxter       | 47             | 4   | 3   | 7   | 194  | 13       | 0  | 1   | 1   | 55  |   |
| JOE MULLEN                  | Rejean Lemelin    | 60             | 0   | 5   | 5   | 10   | 3        | 0  | 1   | 1   | 0   |   |
| AL MacINNIS                 | Rik Wilson        | STL            | 32  | 0   | 4   | 4    | 48       | -  | -   | -   | -   |   |
| 19                          | CGY               | 2              | 0   | 0   | 0   | 0    | -        | -  | -   | -   |     |   |
|                             | TOTALS            | 34             | 0   | 4   | 4   | 48   | -        | -  | -   | -   |     |   |
| <b>MOST GOALS</b>           | Yves Courteau     | 4              | 1   | 1   | 2   | 0    | 1        | 0  | 0   | 0   | 0   |   |
| JOE MULLEN                  | Brian Bradley     | 5              | 0   | 1   | 1   | 0    | 1        | 0  | 0   | 0   | 0   |   |
| 12                          | Nick Fotiu        | 9              | 0   | 1   | 1   | 21   | 11       | 0  | 1   | 1   | 34  |   |
|                             | Michael Vernon    | 18             | 0   | 1   | 1   | 4    | 21       | 0  | 1   | 1   | 0   |   |
| <b>MOST ASSISTS</b>         | Robin Bartel      | 1              | 0   | 0   | 0   | 0    | 6        | 0  | 0   | 0   | 16  |   |
| AL MacINNIS                 | Dale DeGray       | 1              | 0   | 0   | 0   | 0    | -        | -  | -   | -   |     |   |
| 15                          | Mark Lamb         | 1              | 0   | 0   | 0   | 0    | -        | -  | -   | -   |     |   |
|                             | Marc D'Amour      | 15             | 0   | 0   | 0   | 22   | -        | -  | -   | -   |     |   |
| <b>MOST PENALTY MINUTES</b> | Brett Hull        | -              | -   | -   | -   | -    | 2        | 0  | 0   | 0   | 0   |   |
| TIM HUNTER                  | TOTALS            | 80             | 354 | 580 | 934 | 2279 | 22       | 81 | 135 | 216 | 805 |   |
| 108                         |                   |                |     |     |     |      |          |    |     |     |     |   |
|                             |                   |                |     |     |     |      |          |    |     |     |     |   |
| <b>MOST WINS</b>            |                   |                |     |     |     |      |          |    |     |     |     |   |
| GOALIE                      |                   |                |     |     |     |      |          |    |     |     |     |   |
| MICHAEL VERNON              |                   |                |     |     |     |      |          |    |     |     |     |   |
| 12                          |                   |                |     |     |     |      |          |    |     |     |     |   |
|                             |                   |                |     |     |     |      |          |    |     |     |     |   |
| <b>OVERTIME GOAL</b>        |                   |                |     |     |     |      |          |    |     |     |     |   |
| LANNY McDONALD              |                   |                |     |     |     |      |          |    |     |     |     |   |
| 1                           |                   |                |     |     |     |      |          |    |     |     |     |   |

# 1984-85

## NILSON FINISHES WITH 99 POINTS

| Coach       | Regular Season |    |    |    |     |     |     | Playoffs |   |   |    |    |
|-------------|----------------|----|----|----|-----|-----|-----|----------|---|---|----|----|
|             | GP             | W  | L  | T  | PTS | GF  | GA  | GP       | W | L | GF | GA |
| Bob Johnson | 80             | 41 | 27 | 12 | 94  | 363 | 302 | 4        | 1 | 3 | 13 | 15 |

3rd Smythe Division, Tied 6th Overall. Playoffs: Smythe Division Semi-Finals - lost to Winnipeg 3-1.

| PLAYER            | Regular Season |            |            |            |             | Playoffs |           |           |           |            |
|-------------------|----------------|------------|------------|------------|-------------|----------|-----------|-----------|-----------|------------|
|                   | GP             | G          | A          | PTS        | PIM         | GP       | G         | A         | PTS       | PIM        |
| Kent Nilsson      | 77             | 37         | 62         | 99         | 14          | 3        | 0         | 1         | 1         | 0          |
| Hakan Loob        | 78             | 37         | 35         | 72         | 14          | 4        | 3         | 3         | 6         | 0          |
| Carey Wilson      | 74             | 24         | 48         | 72         | 27          | 4        | 0         | 0         | 0         | 0          |
| Paul Reinhart     | 75             | 23         | 46         | 69         | 18          | 4        | 1         | 1         | 2         | 0          |
| Eddy Beers        | 74             | 28         | 40         | 68         | 94          | 3        | 1         | 0         | 1         | 0          |
| Al MacInnis       | 67             | 14         | 52         | 66         | 75          | 4        | 1         | 2         | 3         | 8          |
| Dan Quinn         | 74             | 20         | 38         | 58         | 22          | 3        | 0         | 0         | 0         | 0          |
| Richard Kromm     | 73             | 20         | 32         | 52         | 32          | 3        | 0         | 1         | 1         | 4          |
| Jim Peplinski     | 80             | 16         | 29         | 45         | 111         | 4        | 1         | 3         | 4         | 11         |
| Colin Patterson   | 57             | 22         | 21         | 43         | 5           | 4        | 0         | 0         | 0         | 5          |
| Mike Eaves        | 56             | 14         | 29         | 43         | 10          | -        | -         | -         | -         | -          |
| Jamie Macoun      | 70             | 9          | 30         | 39         | 67          | 4        | 1         | 0         | 1         | 4          |
| Lanny McDonald    | 43             | 19         | 18         | 37         | 36          | 1        | 0         | 0         | 0         | 0          |
| Steve Bozek       | 54             | 13         | 22         | 35         | 6           | 3        | 1         | 0         | 1         | 4          |
| Steve Tambellini  | 47             | 19         | 10         | 29         | 4           | -        | -         | -         | -         | -          |
| Steve Konroyd     | 64             | 3          | 23         | 26         | 73          | 4        | 1         | 4         | 5         | 2          |
| Tim Hunter        | 71             | 11         | 11         | 22         | 259         | 4        | 0         | 0         | 0         | 24         |
| Paul Baxter       | 70             | 5          | 14         | 19         | 126         | 4        | 0         | 1         | 1         | 18         |
| Gino Cavallini    | 27             | 6          | 10         | 16         | 14          | 3        | 0         | 0         | 0         | 4          |
| Kari Eloranta     | 65             | 2          | 11         | 13         | 39          | -        | -         | -         | -         | -          |
| Doug Risebrough   | 15             | 7          | 5          | 12         | 49          | 4        | 0         | 3         | 3         | 12         |
| Joel Otto         | 17             | 4          | 8          | 12         | 30          | 3        | 2         | 1         | 3         | 10         |
| Charlie Bourgeois | 47             | 2          | 10         | 12         | 134         | 4        | 0         | 0         | 0         | 17         |
| Neil Sheehy       | 31             | 3          | 4          | 7          | 109         | -        | -         | -         | -         | -          |
| Perry Berezan     | 9              | 3          | 2          | 5          | 4           | 2        | 1         | 0         | 1         | 4          |
| Jim Jackson       | 10             | 1          | 4          | 5          | 0           | -        | -         | -         | -         | -          |
| Yves Courteau     | 14             | 1          | 4          | 5          | 4           | -        | -         | -         | -         | -          |
| Bruce Eakin       | 1              | 0          | 0          | 0          | 0           | -        | -         | -         | -         | -          |
| Don Edwards       | 34             | 0          | 0          | 0          | 4           | -        | -         | -         | -         | -          |
| Rejean Lemelin    | 56             | 0          | 0          | 0          | 4           | 4        | 0         | 0         | 0         | 0          |
| <b>TOTALS</b>     | <b>80</b>      | <b>363</b> | <b>618</b> | <b>981</b> | <b>1384</b> | <b>4</b> | <b>13</b> | <b>20</b> | <b>33</b> | <b>127</b> |

| GOALTENDER     | GP        | MP          | GA         | GAA         | W-L-T           | SO       | EN       | GP       | MP         | GA        | GAA         | W-L        | SO       | EN       |
|----------------|-----------|-------------|------------|-------------|-----------------|----------|----------|----------|------------|-----------|-------------|------------|----------|----------|
| Rejean Lemelin | 56        | 3176        | 183        | 3.46        | 30-12-10        | 1        | 3        | 4        | 248        | 14        | 3.39        | 1-3        | 1        | 1        |
| Don Edwards    | 34        | 1691        | 115        | 4.08        | 11-15-2         | 1        | 1        | -        | -          | -         | -           | -          | -        | -        |
| <b>TOTALS</b>  | <b>80</b> | <b>4867</b> | <b>298</b> | <b>3.67</b> | <b>41-27-12</b> | <b>2</b> | <b>4</b> | <b>4</b> | <b>248</b> | <b>14</b> | <b>3.39</b> | <b>1-3</b> | <b>1</b> | <b>1</b> |

|   |
|---|
| <b>MOST POINTS</b><br>KENT NILSSON<br>99                    |
| <b>MOST GOALS</b><br>KENT NILSSON<br>37<br>HAKAN LOOB<br>37 |
| <b>MOST ASSISTS</b><br>KENT NILSSON<br>62                   |
| <b>MOST PENALTY MINUTES</b><br>TIM HUNTER<br>259            |
| <b>MOST WINS GOALIE</b><br>REJEAN LEMELIN<br>30             |
| <b>TROPHIES - AWARDS</b>                                    |
| <b>MOLSON CUP</b><br>REJEAN LEMELIN                         |
| <b>PLAYOFFS</b>   |
| <b>MOST POINTS</b><br>HAKAN LOOB<br>6                       |
| <b>MOST GOALS</b><br>HAKAN LOOB<br>3                        |
| <b>MOST ASSISTS</b><br>STEVE KONROYD<br>4                   |
| <b>MOST PENALTY MINUTES</b><br>TIM HUNTER<br>24             |
| <b>MOST WINS GOALIE</b><br>REJEAN LEMELIN<br>1              |

## FLAMES OPEN NEW HOME - SADDLEDOME

| Coach       | Regular Season |    |    |    |     |     |     | Playoffs |   |   |    |    |
|-------------|----------------|----|----|----|-----|-----|-----|----------|---|---|----|----|
|             | GP             | W  | L  | T  | PTS | GF  | GA  | GP       | W | L | GF | GA |
| Bob Johnson | 80             | 34 | 32 | 14 | 82  | 311 | 314 | 11       | 6 | 5 | 41 | 46 |

2nd Smythe Division, 10th Overall. Playoffs: Smythe Division Semi-Finals - defeated Vancouver 3-1;  
Smythe Division Finals - lost to Edmonton 4-3.

|  | Regular Season    |           |             |            |             |                 |           | Playoffs  |           |            |            |             |            |           |           |
|--|-------------------|-----------|-------------|------------|-------------|-----------------|-----------|-----------|-----------|------------|------------|-------------|------------|-----------|-----------|
|  | PLAYER            | GP        | G           | A          | PTS         | PIM             | GP        | G         | A         | PTS        | PIM        |             |            |           |           |
| <b>MOST POINTS</b><br>KENT NILSSON<br>80                     | Kent Nilsson      | 67        | 31          | 49         | 80          | 22              | -         | -         | -         | -          | -          |             |            |           |           |
| <b>MOST GOALS</b><br>EDDY BEERS<br>36                        | Eddy Beers        | 73        | 36          | 39         | 75          | 88              | 11        | 2         | 5         | 7          | 12         |             |            |           |           |
|  | Lanny McDonald    | 65        | 33          | 33         | 66          | 64              | 11        | 6         | 7         | 13         | 6          |             |            |           |           |
|  | Hakan Loob        | 77        | 30          | 25         | 55          | 22              | 11        | 2         | 3         | 5          | 2          |             |            |           |           |
| <b>MOST ASSISTS</b><br>KENT NILSSON<br>49                    | Dan Quinn         | 54        | 19          | 33         | 52          | 20              | 8         | 3         | 5         | 8          | 4          |             |            |           |           |
|  | Doug Risebrough   | 77        | 23          | 28         | 51          | 161             | 11        | 2         | 1         | 3          | 25         |             |            |           |           |
| <b>MOST PENALTY MINUTES</b><br>PAUL BAXTER<br>182            | Mike Eaves        | 61        | 14          | 36         | 50          | 20              | 11        | 4         | 4         | 8          | 2          |             |            |           |           |
|  | Al MacInnis       | 51        | 11          | 34         | 45          | 42              | 11        | 2         | 12        | 14         | 13         |             |            |           |           |
|  | Kari Eloranta     | 78        | 5           | 34         | 39          | 44              | 6         | 0         | 2         | 2          | 2          |             |            |           |           |
|  | Jim Peplinski     | 74        | 11          | 22         | 33          | 114             | 11        | 3         | 4         | 7          | 21         |             |            |           |           |
| <b>MOST WINS GOALIE</b><br>REJEAN LEMELIN<br>21              | Jamie Macoun      | 72        | 9           | 23         | 32          | 97              | 11        | 1         | 0         | 1          | 0          |             |            |           |           |
|  | Colin Patterson   | 56        | 13          | 14         | 27          | 15              | 11        | 1         | 1         | 2          | 6          |             |            |           |           |
|  | Paul Baxter       | 74        | 7           | 20         | 27          | 182             | 11        | 0         | 2         | 2          | 37         |             |            |           |           |
| <b>TROPHIES - AWARDS</b>                                     | Steve Tambellini  | 73        | 15          | 10         | 25          | 16              | 2         | 0         | 1         | 1          | 0          |             |            |           |           |
|  | Richard Kromm     | 53        | 11          | 12         | 23          | 27              | 11        | 1         | 1         | 2          | 9          |             |            |           |           |
| <b>NHL ROOKIE ALL-STAR</b><br>HAKAN LOOB                     | Paul Reinhart     | 27        | 6           | 15         | 21          | 10              | 11        | 6         | 11        | 17         | 2          |             |            |           |           |
| JAMIE MACOUN   | Steve Bozek       | 46        | 10          | 10         | 20          | 16              | 10        | 3         | 1         | 4          | 15         |             |            |           |           |
|  | Jim Jackson       | 49        | 6           | 14         | 20          | 13              | 6         | 1         | 1         | 2          | 4          |             |            |           |           |
| <b>MOLSON CUP</b><br>REJEAN LEMELIN                          | Steve Konroyd     | 80        | 1           | 13         | 14          | 94              | 8         | 1         | 2         | 3          | 8          |             |            |           |           |
|  | Dave Hindmarch    | 29        | 6           | 5          | 11          | 2               | -         | -         | -         | -          | -          |             |            |           |           |
| <b>PLAYOFFS</b>  | Tony Stiles       | 30        | 2           | 7          | 9           | 20              | -         | -         | -         | -          | -          |             |            |           |           |
| <b>MOST POINTS</b><br>PAUL REINHART<br>17                    | Jamie Hislop      | 27        | 1           | 8          | 9           | 2               | -         | -         | -         | -          | -          |             |            |           |           |
|  | Tim Hunter        | 43        | 4           | 4          | 8           | 130             | 7         | 0         | 0         | 0          | 21         |             |            |           |           |
| <b>MOST GOALS</b><br>PAUL REINHART<br>LANNY McDONALD<br>6    | Carey Wilson      | 15        | 2           | 5          | 7           | 2               | 6         | 3         | 1         | 4          | 2          |             |            |           |           |
|  | Mickey Volcan     | 19        | 1           | 4          | 5           | 18              | -         | -         | -         | -          | -          |             |            |           |           |
|  | Charlie Bourgeois | 17        | 1           | 3          | 4           | 35              | 8         | 0         | 1         | 1          | 27         |             |            |           |           |
| <b>MOST ASSISTS</b><br>AL MACINNIS<br>12                     | Bruce Eakin       | 7         | 2           | 1          | 3           | 4               | -         | -         | -         | -          | -          |             |            |           |           |
|  | Kari Jalonen      | 9         | 0           | 3          | 3           | 0               | -         | -         | -         | -          | -          |             |            |           |           |
|  | Rejean Lemelin    | 51        | 0           | 3          | 3           | 6               | 8         | 0         | 0         | 0          | 0          |             |            |           |           |
| <b>MOST PENALTY MINUTES</b><br>PAUL BAXTER<br>37             | Keith Hanson      | 25        | 0           | 2          | 2           | 77              | -         | -         | -         | -          | -          |             |            |           |           |
|  | Don Edwards       | 41        | 0           | 2          | 2           | 2               | 6         | 0         | 0         | 0          | 0          |             |            |           |           |
|  | Neil Sheehy       | 1         | 1           | 0          | 1           | 2               | 4         | 0         | 0         | 0          | 4          |             |            |           |           |
| <b>MOST WINS GOALIE</b><br>REJEAN LEMELIN<br>4               | Danny Bolduc      | 2         | 0           | 1          | 1           | 0               | 1         | 0         | 0         | 0          | 0          |             |            |           |           |
|  | Michael Vernon    | 1         | 0           | 0          | 0           | 0               | -         | -         | -         | -          | -          |             |            |           |           |
|  | Jeff Brubaker     | 4         | 0           | 0          | 0           | 19              | -         | -         | -         | -          | -          |             |            |           |           |
| <b>OVERTIME GOALS</b><br>CAREY WILSON<br>LANNY McDONALD<br>1 | <b>TOTALS</b>     | <b>80</b> | <b>311</b>  | <b>512</b> | <b>823</b>  | <b>1386</b>     | <b>11</b> | <b>41</b> | <b>65</b> | <b>106</b> | <b>222</b> |             |            |           |           |
|  | <b>GOALTENDER</b> | <b>GP</b> | <b>MP</b>   | <b>GA</b>  | <b>GAA</b>  | <b>W-L-T</b>    | <b>SO</b> | <b>EN</b> | <b>GP</b> | <b>MP</b>  | <b>GA</b>  | <b>GAA</b>  | <b>W-L</b> | <b>SO</b> | <b>EN</b> |
|  | Rejean Lemelin    | 51        | 2568        | 150        | 3.50        | 21-12-9         | 0         | 0         | 8         | 448        | 32         | 4.29        | 2-1        | 0         | 1         |
|  | Don Edwards       | 41        | 2303        | 157        | 4.09        | 13-19-5         | 0         | 3         | 6         | 217        | 12         | 3.32        | 4-4        | 0         | 1         |
|  | Michael Vernon    | 1         | 11          | 4          | 21.82       | 0-1-0           | 0         | 0         | -         | -          | -          | -           | -          | -         | -         |
|  | <b>TOTALS</b>     | <b>80</b> | <b>4882</b> | <b>311</b> | <b>3.82</b> | <b>34-32-14</b> | <b>0</b>  | <b>3</b>  | <b>11</b> | <b>665</b> | <b>46</b>  | <b>4.15</b> | <b>6-5</b> | <b>0</b>  | <b>2</b>  |

JOHNSON NEW COACH, LANNY 66 GOALS

| Coach       | Regular Season |    |    |    |     |     |     | Playoffs |   |   |    |    |
|-------------|----------------|----|----|----|-----|-----|-----|----------|---|---|----|----|
|             | GP             | W  | L  | T  | PTS | GF  | GA  | GP       | W | L | GF | GA |
| Bob Johnson | 80             | 32 | 34 | 14 | 78  | 321 | 317 | 9        | 4 | 5 | 30 | 49 |

2nd Smythe Division, 12th Overall. Playoffs: Smythe Division Semi-Finals defeated Vancouver 3-1; Smythe Division Finals - lost to Edmonton 4-1.

| PLAYER            | Regular Season |            |            |            |             | Playoffs |           |           |           |            |
|-------------------|----------------|------------|------------|------------|-------------|----------|-----------|-----------|-----------|------------|
|                   | GP             | G          | A          | PTS        | PIM         | GP       | G         | A         | PTS       | PIM        |
| Kent Nilsson      | 80             | 46         | 58         | 104        | 10          | 9        | 1         | 11        | 12        | 2          |
| Lanny McDonald    | 80             | *66        | 32         | 98         | 90          | 7        | 3         | 4         | 7         | 19         |
| Paul Reinhart     | 78             | 17         | 58         | 75         | 28          | 9        | 6         | 3         | 9         | 2          |
| Guy Chouinard     | 80             | 13         | 59         | 72         | 18          | 9        | 1         | 6         | 7         | 4          |
| Doug Risebrough   | 71             | 21         | 37         | 58         | 138         | 9        | 1         | 3         | 4         | 18         |
| Mel Bridgeman     | 79             | 19         | 31         | 50         | 103         | 9        | 3         | 4         | 7         | 33         |
| Kari Eloranta     | 80             | 4          | 40         | 44         | 43          | 9        | 1         | 3         | 4         | 17         |
| Jim Peplinski     | 80             | 15         | 26         | 41         | 134         | 8        | 1         | 1         | 2         | 45         |
| Kevin LaVallee    | 60             | 19         | 16         | 35         | 17          | 8        | 1         | 3         | 4         | 4          |
| Jamie Hislop      | 79             | 14         | 19         | 33         | 17          | 9        | 0         | 2         | 2         | 6          |
| Phil Russell      | 78             | 13         | 18         | 31         | 112         | 9        | 1         | 4         | 5         | 24         |
| Eddy Beers        | 41             | 11         | 15         | 26         | 21          | 8        | 1         | 1         | 2         | 27         |
| Dave Hindmarch    | 60             | 11         | 12         | 23         | 23          | 4        | 0         | 0         | 0         | 4          |
| Jim Jackson       | 48             | 8          | 12         | 20         | 7           | 8        | 2         | 1         | 3         | 2          |
| Steve Christoff   | 45             | 9          | 8          | 17         | 4           | 1        | 0         | 0         | 0         | 0          |
| Steve Konroyd     | 79             | 4          | 13         | 17         | 73          | 9        | 2         | 1         | 3         | 18         |
| Richie Dunn       | 80             | 3          | 11         | 14         | 47          | 9        | 1         | 1         | 2         | 8          |
| Carl Mokosak      | 41             | 7          | 6          | 13         | 87          | -        | -         | -         | -         | -          |
| Kari Jalonen      | 25             | 9          | 3          | 12         | 4           | 5        | 1         | 0         | 1         | 0          |
| Greg Meredith     | 35             | 5          | 4          | 9          | 8           | 5        | 3         | 1         | 4         | 4          |
| Charlie Bourgeois | 15             | 2          | 3          | 5          | 21          | -        | -         | -         | -         | -          |
| Jamie Macoun      | 22             | 1          | 4          | 5          | 25          | 9        | 0         | 2         | 2         | 8          |
| Rejean Lemelin    | 39             | 0          | 5          | 5          | 7           | 7        | 0         | 0         | 0         | 0          |
| Al MacInnis       | 14             | 1          | 3          | 4          | 9           | -        | -         | -         | -         | -          |
| Pierre Rioux      | 14             | 1          | 2          | 3          | 4           | -        | -         | -         | -         | -          |
| Denis Cyr         | 11             | 1          | 1          | 2          | 0           | -        | -         | -         | -         | -          |
| Tim Hunter        | 16             | 1          | 0          | 1          | 54          | 9        | 1         | 0         | 1         | 70         |
| Pat Ribble        | 28             | 0          | 1          | 1          | 18          | -        | -         | -         | -         | -          |
| Don Edwards       | 39             | 0          | 1          | 1          | 0           | 5        | 0         | 0         | 0         | 0          |
| Michael Vernon    | 2              | 0          | 0          | 0          | 0           | -        | -         | -         | -         | -          |
| Howard Walker     | 3              | 0          | 0          | 0          | 7           | -        | -         | -         | -         | -          |
| Tim Harrer        | 3              | 0          | 0          | 0          | 2           | -        | -         | -         | -         | -          |
| Gord Hampson      | 4              | 0          | 0          | 0          | 5           | -        | -         | -         | -         | -          |
| Tim Bernhardt     | 6              | 0          | 0          | 0          | 0           | -        | -         | -         | -         | -          |
| Bench             | -              | -          | -          | -          | -           | -        | -         | -         | -         | 2          |
| <b>TOTALS</b>     | <b>80</b>      | <b>321</b> | <b>498</b> | <b>819</b> | <b>1156</b> | <b>9</b> | <b>30</b> | <b>51</b> | <b>81</b> | <b>317</b> |

|  |
|--|
| <b>MOST POINTS</b><br>KENT NILSSON<br>104  |
| <b>MOST GOALS</b><br>LANNY McDONALD<br>66  |
| <b>MOST ASSISTS</b><br>GUY CHOUINARD<br>59   |
| <b>MOST PENALTY MINUTES</b><br>DOUG RISEBROUGH<br>138  |
| <b>MOST WINS GOALIE</b><br>REJEAN LEMELIN<br>DON EDWARDS<br>16                                       |
| <b>TROPHIES - AWARDS</b><br><br>NHL 2ND ALL-STAR<br>MASTERTON TROPHY<br>MOLSON CUP<br>LANNY McDONALD |
| <b>PLAYOFFS</b>  |
| <b>MOST POINTS</b><br>KENT NILSSON<br>12   |
| <b>MOST GOALS</b><br>PAUL REINHART<br>6  |
| <b>MOST ASSISTS</b><br>KENT NILSSON<br>11  |
| <b>MOST PENALTY MINUTES</b><br>TIM HUNTER<br>70  |
| <b>MOST WINS GOALIE</b><br>REJEAN LEMELIN<br>3   |
| <b>OVERTIME GOALS</b><br>EDDY BEERS<br>GREG MEREDITH<br>1  |

| GOALTENDER     | GP        | MP          | GA         | GAA         | W-L-T           | SO       | EN       | GP       | MP         | GA        | GAA         | W-L        | SO       | EN       |
|----------------|-----------|-------------|------------|-------------|-----------------|----------|----------|----------|------------|-----------|-------------|------------|----------|----------|
| Rejean Lemelin | 39        | 2211        | 133        | 3.61        | 16-12-8         | 0        | 3        | 7        | 327        | 27        | 4.95        | 3-3        | 0        | 0        |
| Don Edwards    | 39        | 2209        | 148        | 4.02        | 16-15-6         | 1        | 1        | 5        | 226        | 22        | 5.84        | 1-2        | 0        | 0        |
| Tim Bernhardt  | 6         | 280         | 21         | 4.50        | 0-5-0           | 0        | 0        | -        | -          | -         | -           | -          | -        | -        |
| Michael Vernon | 2         | 100         | 11         | 6.60        | 0-2-0           | 0        | 0        | -        | -          | -         | -           | -          | -        | -        |
| <b>TOTALS</b>  | <b>80</b> | <b>4800</b> | <b>313</b> | <b>3.91</b> | <b>32-34-14</b> | <b>1</b> | <b>4</b> | <b>9</b> | <b>553</b> | <b>49</b> | <b>5.32</b> | <b>4-5</b> | <b>0</b> | <b>0</b> |



LANNY A FLAME; RUSSELL NAMED CAPTAIN

| Coach      | Regular Season |    |    |    |     |     |     | Playoffs |   |   |    |    |
|------------|----------------|----|----|----|-----|-----|-----|----------|---|---|----|----|
|            | GP             | W  | L  | T  | PTS | GF  | GA  | GP       | W | L | GF | GA |
| Al MacNeil | 80             | 29 | 34 | 17 | 75  | 334 | 345 | 3        | 0 | 3 | 5  | 10 |

3rd Smythe Division, 12th Overall. Playoffs: Smythe Division Semi-Finals - lost to Vancouver 3-0.

|  |
|--|
| <b>MOST POINTS</b>                                     |
| MEL BRIDGMAN<br>87<br>(Calgary 75,<br>Philadelphia 12) |
| <b>MOST GOALS</b>                                      |
| LANNY McDONALD<br>40<br>(Calgary 34,<br>Colorado 6)    |
| <b>MOST ASSISTS</b>                                    |
| GUY CHOUINARD<br>57                                    |
| <b>MOST PENALTY<br/>MINUTES</b>                        |
| WILLI PLETT<br>288                                     |
| <b>MOST WINS</b>                                       |
| <b>GOALIE</b>  |
| PAT RIGGIN<br>19                                       |
| <b>TROPHIES -<br/>AWARDS</b>                           |
| <b>MOLSON CUP</b>                                      |
| PAT RIGGIN   |
| <b>PLAYOFFS</b>  |
| <b>MOST POINTS</b>                                     |
| WILLI PLETT<br>KENT NILSSON<br>3                       |
| <b>MOST GOALS</b>                                      |
| MEL BRIDGMAN<br>2                                      |
| <b>MOST ASSISTS</b>                                    |
| KENT NILSSON<br>3                                      |
| <b>MOST PENALTY<br/>MINUTES</b>                        |
| WILLI PLETT<br>39                                      |

| PLAYER            | Regular Season |            |            |            |             | Playoffs |          |          |           |            |    |
|-------------------|----------------|------------|------------|------------|-------------|----------|----------|----------|-----------|------------|----|
|                   | GP             | G          | A          | PTS        | PIM         | GP       | G        | A        | PTS       | PIM        |    |
| Mel Bridgeman     | PHI            | 9          | 7          | 5          | 12          | 47       | -        | -        | -         | -          | -  |
|                   | CGY            | 63         | 26         | 49         | 75          | 94       | 3        | 2        | 0         | 2          | 14 |
| TOTALS            | 72             | 33         | 54         | 87         | 141         | 3        | 2        | 0        | 2         | 14         |    |
| Lanny McDonald    | COL            | 16         | 6          | 9          | 15          | 20       | -        | -        | -         | -          | -  |
|                   | CGY            | 55         | 34         | 33         | 67          | 37       | 3        | 0        | 1         | 1          | 6  |
| TOTALS            | 71             | 40         | 42         | 82         | 57          | 3        | 0        | 1        | 1         | 6          |    |
| Guy Chouinard     | 64             | 23         | 57         | 80         | 12          | 3        | 0        | 1        | 1         | 0          |    |
| Pekka Rautakallio | 80             | 17         | 51         | 68         | 40          | 3        | 0        | 0        | 0         | 0          |    |
| Jim Peplinski     | 74             | 30         | 37         | 67         | 115         | 3        | 1        | 0        | 1         | 13         |    |
| Kevin LaVallee    | 75             | 32         | 29         | 61         | 30          | 3        | 0        | 0        | 0         | 7          |    |
| Paul Reinhart     | 62             | 13         | 48         | 61         | 17          | 3        | 0        | 1        | 1         | 2          |    |
| Willi Plett       | 78             | 21         | 36         | 57         | 288         | 3        | 1        | 2        | 3         | 39         |    |
| Kent Nilsson      | 41             | 26         | 29         | 55         | 8           | 3        | 0        | 3        | 3         | 2          |    |
| Ken Houston       | 70             | 22         | 22         | 44         | 91          | 3        | 1        | 0        | 1         | 4          |    |
| Jamie Hilsop      | 80             | 16         | 25         | 41         | 35          | 3        | 0        | 0        | 0         | 0          |    |
| Phil Russell      | 71             | 4          | 25         | 29         | 110         | 3        | 0        | 1        | 1         | 2          |    |
| Gary McAdam       | 46             | 12         | 15         | 27         | 18          | 3        | 0        | 0        | 0         | 0          |    |
| Denis Cyr         | 45             | 12         | 10         | 22         | 13          | -        | -        | -        | -         | -          |    |
| Dan Labraaten     | 43             | 10         | 12         | 22         | 6           | 3        | 0        | 0        | 0         | 0          |    |
| Bob Murdoch       | 73             | 3          | 17         | 20         | 76          | 3        | 0        | 0        | 0         | 0          |    |
| Don Lever         | 23             | 8          | 11         | 19         | 6           | -        | -        | -        | -         | -          |    |
| Steve Konroyd     | 63             | 3          | 14         | 17         | 78          | 3        | 0        | 0        | 0         | 12         |    |
| Bill Clement      | 69             | 4          | 12         | 16         | 28          | 3        | 0        | 0        | 0         | 2          |    |
| Charlie Bourgeois | 54             | 2          | 13         | 15         | 112         | 3        | 0        | 0        | 0         | 7          |    |
| Bob MacMillan     | 23             | 4          | 7          | 11         | 14          | -        | -        | -        | -         | -          |    |
| Eric Vail         | 6              | 4          | 1          | 5          | 0           | -        | -        | -        | -         | -          |    |
| Kari Eloranta     | 19             | 0          | 5          | 5          | 14          | -        | -        | -        | -         | -          |    |
| Pat Riggan        | 52             | 0          | 5          | 5          | 4           | 3        | 0        | 0        | 0         | 0          |    |
| Dave Hindmarch    | 9              | 3          | 0          | 3          | 0           | -        | -        | -        | -         | -          |    |
| Bob Gould         | 16             | 3          | 0          | 3          | 4           | -        | -        | -        | -         | -          |    |
| Pat Ribble        | WSH            | 12         | 1          | 2          | 3           | 14       | -        | -        | -         | -          | -  |
|                   | CGY            | 3          | 0          | 0          | 0           | 2        | -        | -        | -         | -          | -  |
| TOTALS            | 15             | 1          | 2          | 3          | 16          | -        | -        | -        | -         | -          |    |
| Eddy Beers        | 5              | 1          | 1          | 2          | 21          | -        | -        | -        | -         | -          |    |
| Mike Dwyer        | 5              | 0          | 2          | 2          | 0           | -        | -        | -        | -         | -          |    |
| Gord Wappel       | 11             | 1          | 0          | 1          | 6           | -        | -        | -        | -         | -          |    |
| Carl Mokosak      | 1              | 0          | 1          | 1          | 0           | -        | -        | -        | -         | -          |    |
| Brad Marsh        | 17             | 0          | 1          | 1          | 10          | -        | -        | -        | -         | -          |    |
| Rejean Lemelin    | 34             | 0          | 1          | 1          | 0           | -        | -        | -        | -         | -          |    |
| Randy Turnbull    | 1              | 0          | 0          | 0          | 2           | -        | -        | -        | -         | -          |    |
| Bruce Eakin       | 1              | 0          | 0          | 0          | 0           | -        | -        | -        | -         | -          |    |
| Bobby Lalonde     | 1              | 0          | 0          | 0          | 0           | -        | -        | -        | -         | -          |    |
| Tim Hunter        | 2              | 0          | 0          | 0          | 9           | -        | -        | -        | -         | -          |    |
| Al MacInnis       | 2              | 0          | 0          | 0          | 0           | -        | -        | -        | -         | -          |    |
| Randy Holt        | 8              | 0          | 0          | 0          | 9           | -        | -        | -        | -         | -          |    |
| Bench             | -              | -          | -          | -          | -           | -        | -        | -        | -         | 2          |    |
| <b>TOTALS</b>     | <b>80</b>      | <b>334</b> | <b>569</b> | <b>903</b> | <b>1291</b> | <b>3</b> | <b>5</b> | <b>9</b> | <b>14</b> | <b>112</b> |    |

| GOALTENDER     | GP        | MP          | GA         | GAA         | W-L-T           | SO       | EN       | GP       | MP         | GA        | GAA         | W-L        | SO       | EN       |
|----------------|-----------|-------------|------------|-------------|-----------------|----------|----------|----------|------------|-----------|-------------|------------|----------|----------|
| Pat Riggan     | 52        | 2934        | 207        | 4.23        | 19-19-11        | 2        | 1        | 3        | 194        | 10        | 3.09        | 0-3        | 0        | 0        |
| Rejean Lemelin | 34        | 1866        | 135        | 4.34        | 10-15-6         | 0        | 2        | -        | -          | -         | -           | -          | -        | -        |
| <b>TOTALS</b>  | <b>80</b> | <b>4800</b> | <b>342</b> | <b>4.28</b> | <b>29-34-17</b> | <b>2</b> | <b>3</b> | <b>3</b> | <b>194</b> | <b>10</b> | <b>3.09</b> | <b>0-3</b> | <b>0</b> | <b>0</b> |

FLAMES AND NHL COME TO CALGARY

| Coach      | Regular Season |    |    |    |     |     |     |    | Playoffs |   |    |    |  |
|------------|----------------|----|----|----|-----|-----|-----|----|----------|---|----|----|--|
|            | GP             | W  | L  | T  | PTS | GF  | GA  | GP | W        | L | GF | GA |  |
| Al MacNeil | 80             | 39 | 27 | 14 | 92  | 329 | 298 | 16 | 9        | 7 | 56 | 60 |  |

3rd Patrick Division, 7th Overall. Playoffs: Preliminary Round - defeated Chicago 3-0;  
 Quarter-Finals - defeated Philadelphia 4-3; Stanley Cup Semi-Finals - lost to Minnesota 4-2.

| PLAYER            | Regular Season |    |     |      |     | Playoffs |    |    |     |     |     |
|-------------------|----------------|----|-----|------|-----|----------|----|----|-----|-----|-----|
|                   | GP             | G  | A   | PTS  | PIM | GP       | G  | A  | PTS | PIM |     |
| Kent Nilsson      | 80             | 49 | *82 | *131 | 26  | 16       | 3  | 14 | 17  | 4   |     |
| Guy Chouinard     | 52             | 31 | 52  | 83   | 24  | 16       | 3  | 14 | 17  | 4   |     |
| Willi Plett       | 78             | 38 | 30  | 68   | 239 | 15       | 8  | 4  | 12  | 89  |     |
| Paul Reinhart     | 74             | 18 | 49  | 67   | 52  | 16       | 1  | 14 | 15  | 16  |     |
| Eric Vail         | 64             | 28 | 36  | 64   | 23  | 6        | 0  | 0  | 0   | 0   |     |
| Bob MacMillan     | 77             | 28 | 35  | 63   | 47  | 16       | 8  | 6  | 14  | 7   |     |
| Don Lever         | 62             | 26 | 31  | 57   | 56  | 16       | 4  | 7  | 11  | 20  |     |
| Jamie Hislop      | QUE            | 50 | 19  | 22   | 41  | 15       | -  | -  | -   | -   |     |
|                   | CGY            | 29 | 6   | 9    | 15  | 11       | 16 | 3  | 0   | 3   | 5   |
| TOTALS            |                | 79 | 25  | 31   | 56  | 26       | 16 | 3  | 0   | 3   | 5   |
| Pekka Rautakallio | 76             | 11 | 45  | 56   | 64  | 16       | 2  | 4  | 6   | 6   |     |
| Jim Peplinski     | 80             | 13 | 25  | 38   | 108 | 16       | 2  | 3  | 5   | 11  |     |
| Kevin LaVallee    | 77             | 15 | 20  | 35   | 16  | 8        | 2  | 3  | 5   | 4   |     |
| Bill Clement      | 78             | 12 | 20  | 32   | 33  | 16       | 2  | 1  | 3   | 6   |     |
| Ken Houston       | 42             | 15 | 15  | 30   | 93  | 16       | 7  | 8  | 15  | 30  |     |
| Phil Russell      | 80             | 6  | 23  | 29   | 104 | 16       | 2  | 7  | 9   | 29  |     |
| Dan Labraaten     | DET            | 44 | 3   | 8    | 11  | 12       | -  | -  | -   | -   |     |
|                   | CGY            | 27 | 9   | 7    | 16  | 13       | 5  | 1  | 0   | 1   | 4   |
| TOTALS            |                | 71 | 12  | 15   | 27  | 25       | 5  | 1  | 0   | 1   | 4   |
| Bob Murdoch       | 74             | 3  | 19  | 22   | 54  | 16       | 1  | 4  | 5   | 36  |     |
| Brad Marsh        | 80             | 1  | 12  | 13   | 87  | 16       | 0  | 5  | 5   | 8   |     |
| Bert Wilson       | 50             | 5  | 7   | 12   | 94  | 1        | 0  | 0  | 0   | 0   |     |
| Brad Smith        | 45             | 7  | 4   | 11   | 65  | -        | -  | -  | -   | -   |     |
| Alex McKendry     | 36             | 3  | 6   | 9    | 19  | -        | -  | -  | -   | -   |     |
| Earl Ingarfield   | 16             | 2  | 3   | 5    | 6   | -        | -  | -  | -   | -   |     |
| Denis Cyr         | 10             | 1  | 4   | 5    | 0   | -        | -  | -  | -   | -   |     |
| Randy Holt        | 48             | 0  | 5   | 5    | 165 | 13       | 2  | 2  | 4   | 52  |     |
| Dan Bouchard      | 14             | 0  | 4   | 4    | 6   | -        | -  | -  | -   | -   |     |
| Dave Hindmarch    | 1              | 1  | 0   | 1    | 0   | 6        | 0  | 0  | 0   | 2   |     |
| Greg Meredith     | 3              | 1  | 0   | 1    | 0   | -        | -  | -  | -   | -   |     |
| Mike Dwyer        | 4              | 0  | 1   | 1    | 4   | 1        | 1  | 0  | 1   | 0   |     |
| Gord Wappel       | 7              | 0  | 1   | 1    | 4   | -        | -  | -  | -   | -   |     |
| Rejean Lemelin    | 29             | 0  | 1   | 1    | 2   | 6        | 0  | 0  | 0   | 0   |     |
| Pat Riggins       | 42             | 0  | 1   | 1    | 7   | 11       | 0  | 0  | 0   | 0   |     |
| Tony Curtale      | 2              | 0  | 0   | 0    | 0   | -        | -  | -  | -   | -   |     |
| Bob Gould         | 3              | 0  | 0   | 0    | 0   | 11       | 3  | 1  | 4   | 4   |     |
| Steve Konroyd     | 4              | 0  | 0   | 0    | 4   | -        | -  | -  | -   | -   |     |
| TOTALS            |                | 80 | 329 | 547  | 876 | 1426     | 16 | 55 | 92  | 147 | 335 |

|   |
|---|
| <b>MOST POINTS</b><br>KENT NILSSON<br>131                   |
| <b>MOST GOALS</b><br>KENT NILSSON<br>49                     |
| <b>MOST ASSISTS</b><br>KENT NILSSON<br>82                   |
| <b>MOST PENALTY MINUTES</b><br>WILLI PLETT<br>239           |
| <b>MOST WINS GOALIE</b><br>PAT RIGGIN<br>21                 |
| <b>TROPHIES - AWARDS</b><br><br>MOLSON CUP<br>KENT NILSSON  |
| <b>PLAYOFFS</b>   |
| <b>MOST POINTS</b><br>GUY CHOUINARD 17                      |
| <b>MOST GOALS</b><br>BOB MacMILLAN<br>WILLI PLETT<br>8      |
| <b>MOST ASSISTS</b><br>GUY CHOUINARD<br>PAUL REINHART<br>14 |
| <b>MOST PENALTY MINUTES</b><br>WILLI PLETT<br>89            |
| <b>MOST WINS GOALIE</b><br>PAT RIGGIN<br>6                  |
| <b>OVERTIME GOAL</b><br>WILLI PLETT<br>1                    |

| GOALTENDER     | GP | MP   | GA  | GAA  | W-L-T    | SO | EN | GP | MP  | GA | GAA  | W-L | SO | EN |
|----------------|----|------|-----|------|----------|----|----|----|-----|----|------|-----|----|----|
| Rejean Lemelin | 29 | 1629 | 88  | 3.24 | 14-6-7   | 2  | 2  | 6  | 366 | 22 | 3.61 | 3-3 | 0  | 0  |
| Pat Riggins    | 42 | 2411 | 154 | 3.83 | 21-16-4  | 0  | 2  | 11 | 629 | 37 | 3.53 | 6-4 | 0  | 1  |
| Dan Bouchard   | 14 | 760  | 51  | 4.06 | 4-5-3    | 0  | 0  | -  | -   | -  | -    | -   | -  | -  |
| TOTALS         | 80 | 4800 | 298 | 3.73 | 39-27-14 | 2  | 4  | 16 | 985 | 59 | 3.59 | 9-7 | 0  | 1  |



# ATLANTA FLAMES 1972-80



| SEASON  | COACH                               | GP | W  | L  | T  | GF  | GA  | PTS | FINISHED         | PLAYOFF RESULT     |
|---------|-------------------------------------|----|----|----|----|-----|-----|-----|------------------|--------------------|
| 1972-73 | Bernie Geoffrion                    | 78 | 25 | 38 | 15 | 191 | 239 | 65  | 7th West Div.    | Did Not Qualify    |
| 1973-74 | Bernie Geoffrion                    | 78 | 30 | 34 | 14 | 214 | 238 | 74  | 4th West Div.    | Lost Quarter-Final |
| 1974-75 | Bernie Geoffrion/<br>Fred Creighton | 80 | 34 | 31 | 15 | 243 | 233 | 83  | 4th Patrick Div. | Did Not Qualify    |
| 1975-76 | Fred Creighton                      | 80 | 35 | 33 | 12 | 262 | 237 | 82  | 3rd Patrick Div. | Lost Prelim. Round |
| 1976-77 | Fred Creighton                      | 80 | 34 | 34 | 12 | 264 | 265 | 80  | 3rd Patrick Div. | Lost Prelim. Round |
| 1977-78 | Fred Creighton                      | 80 | 34 | 27 | 19 | 274 | 252 | 87  | 3rd Patrick Div. | Lost Prelim. Round |
| 1978-79 | Fred Creighton                      | 80 | 41 | 31 | 8  | 327 | 280 | 90  | 4th Patrick Div. | Lost Prelim. Round |
| 1979-80 | Al MacNeil                          | 80 | 35 | 32 | 13 | 282 | 269 | 83  | 4th Patrick Div. | Lost Prelim. Round |

## ATLANTA FLAMES TOP 50 CAREER SCORING

| PLAYER              | GP  | G   | A   | PTS | PIM | PLAYER              | GP  | G  | A  | PTS | PIM |
|---------------------|-----|-----|-----|-----|-----|---------------------|-----|----|----|-----|-----|
| Lysiak, Tom         | 445 | 155 | 276 | 431 | 329 | Gibbs, Barry        | 208 | 13 | 55 | 68  | 218 |
| Vail, Eric          | 469 | 174 | 209 | 383 | 223 | Stewart, John       | 142 | 35 | 32 | 67  | 71  |
| Chouinard, Guy      | 318 | 126 | 168 | 294 | 56  | Boldirev, Ivan      | 65  | 22 | 32 | 54  | 26  |
| Bennett, Curt       | 405 | 126 | 140 | 266 | 190 | Rochefort, Leon     | 110 | 19 | 30 | 49  | 23  |
| MacMillan, Bob      | 208 | 90  | 131 | 221 | 50  | St. Sauveur, Claude | 79  | 24 | 24 | 48  | 23  |
| Comeau, Rey         | 468 | 88  | 126 | 214 | 153 | Flett, Bill         | 102 | 27 | 21 | 48  | 36  |
| Houston, Ken        | 350 | 91  | 108 | 199 | 332 | Lemieux, Jean       | 140 | 10 | 38 | 48  | 35  |
| Clement, Bill       | 297 | 69  | 107 | 176 | 136 | Reinhart, Paul      | 79  | 9  | 38 | 47  | 31  |
| Plett, Willi        | 296 | 91  | 83  | 174 | 738 | Price, Noel         | 199 | 5  | 40 | 45  | 160 |
| Manery, Randy       | 377 | 30  | 142 | 172 | 242 | Harvey, Buster      | 80  | 17 | 27 | 44  | 16  |
| Romanchych, Larry   | 288 | 68  | 95  | 163 | 100 | Russell, Phil       | 93  | 6  | 37 | 43  | 143 |
| Leiter, Bobby       | 234 | 64  | 81  | 145 | 41  | Ribble, Pat         | 172 | 12 | 30 | 42  | 168 |
| Kea, Ed             | 316 | 22  | 92  | 114 | 283 | Meehan, Gerry       | 62  | 11 | 30 | 41  | 8   |
| Pronovost, Jean     | 155 | 52  | 58  | 110 | 42  | Simpson, Robert     | 127 | 23 | 18 | 41  | 94  |
| Richard, Jacques    | 215 | 57  | 46  | 103 | 108 | Kryskow, Dave       | 79  | 15 | 25 | 40  | 65  |
| McCreary, Keith     | 231 | 49  | 50  | 99  | 91  | Hextall, Bryan Jr.  | 114 | 20 | 20 | 40  | 117 |
| Quinn, Pat          | 374 | 12  | 87  | 99  | 555 | Hicke, Ernie        | 58  | 14 | 23 | 37  | 37  |
| Lalonde, Bobby      | 154 | 38  | 56  | 94  | 54  | Murdoch, Bob        | 115 | 10 | 27 | 37  | 72  |
| Nilsson, Kent       | 80  | 40  | 53  | 93  | 10  | Laurence, Red       | 59  | 14 | 20 | 34  | 6   |
| Mulhern, Richard    | 207 | 25  | 67  | 92  | 153 | Unger, Garry        | 79  | 17 | 16 | 33  | 39  |
| Graves, Hilliard    | 172 | 37  | 54  | 91  | 63  | Rota, Darcy         | 57  | 19 | 13 | 32  | 70  |
| Ecclestone, Tim     | 220 | 28  | 62  | 90  | 92  | Lever, Don          | 28  | 14 | 16 | 30  | 4   |
| Gould, John         | 194 | 35  | 50  | 85  | 47  | Marsh, Brad         | 160 | 2  | 28 | 30  | 220 |
| Phillippoff, Harold | 118 | 26  | 53  | 79  | 241 | Rautakallio, Pekka  | 79  | 5  | 25 | 30  | 18  |
| Shand, Dave         | 288 | 14  | 63  | 77  | 324 | MacMillan, Billy    | 78  | 10 | 15 | 25  | 52  |

## ATLANTA FLAMES GOALTENDING STATS

| GOALIE          | GP  | MIN   | W   | L   | T  | GA   | SO | GAA  |
|-----------------|-----|-------|-----|-----|----|------|----|------|
| Bouchard, Dan   | 384 | 22093 | 164 | 134 | 72 | 1103 | 20 | 3.00 |
| Myre, Phil      | 211 | 12230 | 76  | 95  | 32 | 653  | 11 | 3.20 |
| Riggin, Pat     | 25  | 1368  | 11  | 9   | 2  | 73   | 2  | 3.20 |
| Lemelin, Reggie | 21  | 1144  | 8   | 10  | 1  | 70   | 0  | 3.67 |
| Belanger, Yves  | 22  | 1119  | 8   | 10  | 0  | 76   | 1  | 4.08 |
| Craig, Jim      | 4   | 206   | 1   | 2   | 1  | 13   | 0  | 3.79 |

# GAME-BY-GAME RESULTS

## 2007-08

## 2006-2007

## 2005-06

| DATE      | OPP.   | RESULT    | RECORD    | PTS |
|-----------|--------|-----------|-----------|-----|
| 1 Oct.4   | vs PHI | 2-3 L     | 0-1-0-0   | 0   |
| 2 Oct.6   | vs VAN | 3-4 OTL   | 0-1-1-0   | 1   |
| 3 Oct.10  | at DET | 2-4 L     | 0-2-1-0   | 1   |
| 4 Oct.12  | at DAL | 3-2 W(OT) | 1-2-1-0   | 3   |
| 5 Oct.13  | at NSH | 7-4 W     | 2-2-1-0   | 5   |
| 6 Oct.16  | at COL | 4-5 L/SO  | 2-2-1-1   | 6   |
| 7 Oct.18  | vs LA  | 4-3 W     | 3-2-1-1   | 8   |
| 8 Oct.20  | vs EDM | 4-1 W     | 4-2-1-1   | 10  |
| 9 Oct.22  | vs SJ  | 1-4 L     | 4-3-1-1   | 10  |
| 10 Oct.24 | vs MIN | 5-3-1     | 5-3-1-1   | 12  |
| 11 Oct.26 | vs COL | 2-3 OTL   | 5-3-2-1   | 13  |
| 12 Oct.30 | vs NSH | 5-1 W     | 6-3-2-1   | 15  |
| 13 Nov.1  | vs DET | 1-4 L     | 6-4-2-1   | 15  |
| 14 Nov.3  | at MIN | 1-4 L     | 6-5-2-1   | 15  |
| 15 Nov.5  | at COL | 1-4 L     | 6-6-2-1   | 15  |
| 16 Nov.8  | vs VAN | 2-3 L     | 6-7-2-1   | 15  |
| 17 Nov.10 | vs EDM | 2-4 L     | 6-8-2-1   | 15  |
| 18 Nov.13 | vs MIN | 3-2 W     | 7-8-2-1   | 17  |
| 19 Nov.17 | at EDM | 3-1 W     | 8-8-2-1   | 19  |
| 20 Nov.18 | at VAN | 1-4 L     | 8-9-2-1   | 19  |
| 21 Nov.20 | vs COL | 4-1 W     | 9-9-2-1   | 21  |
| 22 Nov.22 | vs CHI | 1-2 L     | 9-10-2-1  | 21  |
| 23 Nov.24 | at COL | 5-2 W     | 10-10-2-1 | 23  |
| 24 Nov.25 | at STL | 0-3 L     | 10-11-2-1 | 23  |
| 25 Nov.27 | at DET | 3-5 L     | 10-12-2-1 | 23  |
| 26 Nov.29 | vs ANA | 1-4 L     | 10-13-2-1 | 23  |
| 27 Dec.1  | vs CLB | 3-4 OTL   | 10-13-3-1 | 24  |
| 28 Dec.4  | vs STL | 3-1 W     | 11-13-3-1 | 26  |
| 29 Dec.6  | vs PIT | 2-3 L/SO  | 11-13-3-2 | 27  |
| 30 Dec.9  | at CHI | 3-2 W     | 12-13-3-2 | 29  |
| 31 Dec.11 | at FLA | 2-1 W(SO) | 13-13-3-2 | 31  |
| 32 Dec.13 | at TB  | 9-6 W     | 14-13-3-2 | 33  |
| 33 Dec.14 | at CAR | 4-3 W     | 15-13-3-2 | 35  |
| 34 Dec.16 | at STL | 5-3 W     | 16-13-3-2 | 37  |
| 35 Dec.18 | at CLB | 3-1 W     | 17-13-3-2 | 39  |
| 36 Dec.21 | vs DAL | 2-3 OTL   | 17-13-4-2 | 40  |
| 37 Dec.23 | vs NJ  | 0-1 OTL   | 17-13-5-2 | 41  |
| 38 Dec.27 | at VAN | 3-5 L     | 17-14-5-2 | 41  |
| 39 Dec.29 | vs ANA | 5-3 W     | 18-14-5-2 | 43  |
| 40 Dec.31 | vs VAN | 2-1 W     | 19-14-5-2 | 45  |
| 41 Jan.2  | vs NYR | 4-3 W     | 20-14-5-2 | 47  |
| 42 Jan.3  | at SJ  | 3-2 W(OT) | 21-14-5-2 | 49  |
| 43 Jan.5  | at LA  | 6-4 W     | 22-14-5-2 | 51  |
| 44 Jan.8  | vs PHX | 1-3 L     | 22-15-5-2 | 51  |
| 45 Jan.11 | vs NYI | 4-5 L/SO  | 22-15-5-3 | 52  |
| 46 Jan.13 | at EDM | 1-2 L     | 22-16-5-3 | 52  |
| 47 Jan.15 | at NSH | 0-3 L     | 22-17-5-3 | 52  |
| 48 Jan.16 | at MIN | 3-2 W     | 23-17-5-3 | 54  |
| 49 Jan.18 | vs LA  | 6-1 W     | 24-17-5-3 | 56  |
| 50 Jan.22 | vs MIN | 2-1 W     | 25-17-5-3 | 58  |
| 51 Jan.30 | vs SJ  | 5-4 W     | 26-17-5-3 | 60  |
| 52 Feb.2  | at DAL | 1-2 L     | 26-18-5-3 | 60  |
| 53 Feb.4  | vs EDM | 0-5 L     | 26-19-5-3 | 60  |
| 54 Feb.5  | vs PHX | 4-3 W(SO) | 27-19-5-3 | 62  |
| 55 Feb.7  | vs CHI | 1-3 L     | 27-20-5-3 | 62  |
| 56 Feb.9  | vs EDM | 4-1 W     | 28-20-5-3 | 64  |
| 57 Feb.12 | at SJ  | 4-3 W(OT) | 29-20-5-3 | 66  |
| 58 Feb.15 | at LA  | 3-6 L     | 29-21-5-3 | 66  |
| 59 Feb.17 | at LA  | 2-4 L     | 29-22-5-3 | 66  |
| 60 Feb.19 | at PHX | 4-1 W     | 30-22-5-3 | 68  |
| 61 Feb.20 | at DAL | 3-2 W     | 31-22-5-3 | 70  |
| 62 Feb.22 | vs DET | 1-0 W     | 32-22-5-3 | 72  |
| 63 Feb.24 | at MIN | 2-1 W     | 33-22-5-3 | 74  |
| 64 Feb.26 | vs COL | 2-3 OTL   | 33-23-5-3 | 75  |
| 65 Feb.29 | at ANA | 1-3 L     | 33-23-6-3 | 75  |
| 66 Mar.1  | at PHX | 3-1 W     | 34-23-6-3 | 77  |
| 67 Mar.4  | vs CLB | 1-0 W     | 35-23-6-3 | 79  |
| 68 Mar.7  | vs NSH | 1-2 OTL   | 35-23-7-3 | 80  |
| 69 Mar.10 | vs STL | 7-3 W     | 36-23-7-3 | 82  |
| 70 Mar.12 | at WSH | 2-3 L     | 36-24-7-3 | 82  |
| 71 Mar.13 | at ATL | 4-6 L     | 36-25-7-3 | 82  |
| 72 Mar.16 | at CHI | 4-2 W     | 37-25-7-3 | 84  |
| 73 Mar.18 | at CLB | 0-3 L     | 37-26-7-3 | 84  |
| 74 Mar.20 | vs COL | 2-1 W     | 38-26-7-3 | 86  |
| 75 Mar.22 | vs MIN | 5-4 W     | 39-26-7-3 | 88  |
| 76 Mar.24 | at COL | 0-2 L     | 39-27-7-3 | 88  |
| 77 Mar.25 | vs VAN | 3-2 W     | 40-27-7-3 | 90  |
| 78 Mar.29 | vs EDM | 1-2 L     | 40-28-7-3 | 90  |
| 79 Mar.30 | at VAN | 2-6 L     | 40-29-7-3 | 90  |
| 80 Apr.1  | at EDM | 3-2 W     | 41-29-7-3 | 92  |
| 81 Apr.3  | at MIN | 1-3 L     | 41-30-7-3 | 92  |
| 82 Apr.5  | at VAN | 7-1 W     | 42-30-7-3 | 94  |

| DATE      | OPP.   | RESULT    | RECORD    | PTS |
|-----------|--------|-----------|-----------|-----|
| 1 Oct.5   | at EDM | 1-3 L     | 0-1-0-0   | 0   |
| 2 Oct.7   | vs VAN | 2-1 W     | 1-1-0-0   | 2   |
| 3 Oct.9   | vs SJ  | 1-4 L     | 1-2-0-0   | 2   |
| 4 Oct.12  | at OTT | 1-0 W     | 2-2-0-0   | 4   |
| 5 Oct.14  | at TOR | 4-5 OTL   | 2-2-1-0   | 5   |
| 6 Oct.17  | at MTL | 4-5 L     | 2-3-1-0   | 5   |
| 7 Oct.19  | at BOS | 2-3 L     | 2-4-1-0   | 5   |
| 8 Oct.24  | vs PHX | 6-1 W     | 3-4-1-0   | 7   |
| 9 Oct.28  | vs NSH | 2-3 L     | 3-5-1-0   | 7   |
| 10 Oct.30 | vs WSH | 2-4 L     | 3-6-1-0   | 7   |
| 11 Nov.1  | at DET | 2-3 L     | 3-7-1-0   | 7   |
| 12 Nov.3  | at CLB | 4-5 L/SO  | 3-7-1-1   | 8   |
| 13 Nov.4  | at STL | 3-2 W     | 4-7-1-1   | 10  |
| 14 Nov.7  | vs DAL | 3-1 W     | 5-7-1-1   | 12  |
| 15 Nov.10 | vs ANA | 3-0 W     | 6-7-1-1   | 14  |
| 16 Nov.11 | at VAN | 3-2 W     | 7-7-1-1   | 16  |
| 17 Nov.14 | vs STL | 3-0 W     | 8-7-1-1   | 18  |
| 18 Nov.17 | vs DET | 4-1 W     | 9-7-1-1   | 20  |
| 19 Nov.21 | at EDM | 1-2 L     | 9-8-1-1   | 20  |
| 20 Nov.22 | vs CHI | 4-1 W     | 10-8-1-1  | 22  |
| 21 Nov.25 | at LA  | 1-3 L     | 10-9-1-1  | 22  |
| 22 Nov.26 | at ANA | 3-5 L     | 10-10-1-1 | 22  |
| 23 Nov.28 | vs COL | 5-2 W     | 11-10-1-1 | 24  |
| 24 Dec.1  | vs CLB | 2-1 W     | 12-10-1-1 | 26  |
| 25 Dec.5  | vs CAR | 3-0 W     | 13-10-1-1 | 28  |
| 26 Dec.7  | at MIN | 2-3 L/SO  | 13-10-1-2 | 29  |
| 27 Dec.9  | vs VAN | 5-3 W     | 14-10-1-2 | 31  |
| 28 Dec.12 | vs MIN | 5-2 W     | 15-10-1-2 | 33  |
| 29 Dec.14 | at VAN | 1-3 L     | 15-11-1-2 | 33  |
| 30 Dec.16 | at PHX | 6-3 W     | 16-11-1-2 | 35  |
| 31 Dec.18 | at ANA | 1-4 L     | 16-12-1-2 | 35  |
| 32 Dec.19 | at LA  | 5-3 W     | 17-12-1-2 | 37  |
| 33 Dec.23 | at SJ  | 1-4 L     | 17-13-1-2 | 37  |
| 34 Dec.26 | vs VAN | 1-3 L     | 17-14-1-2 | 37  |
| 35 Dec.27 | at VAN | 5-6 OTL   | 17-14-2-2 | 38  |
| 36 Dec.29 | at LA  | 6-4 W     | 18-14-2-2 | 40  |
| 37 Dec.31 | vs EDM | 4-2 W     | 19-14-2-2 | 42  |
| 38 Jan.2  | vs VAN | 2-3 L     | 19-15-2-2 | 42  |
| 39 Jan.4  | vs FLA | 5-4 W(OT) | 20-15-2-2 | 44  |
| 40 Jan.6  | at DAL | 4-2 W     | 21-15-2-2 | 46  |
| 41 Jan.9  | vs MIN | 3-0 W     | 22-15-2-2 | 48  |
| 42 Jan.11 | at COL | 7-3 W     | 23-15-2-2 | 50  |
| 43 Jan.13 | vs EDM | 3-1 W     | 24-15-2-2 | 52  |
| 44 Jan.15 | at NSH | 3-5 L     | 24-16-2-2 | 52  |
| 45 Jan.17 | at DAL | 2-4 L     | 24-17-2-2 | 52  |
| 46 Jan.19 | vs ANA | 3-2 W     | 25-17-2-2 | 54  |
| 47 Jan.20 | at EDM | 4-0 W     | 26-17-2-2 | 56  |
| 48 Jan.26 | at MIN | 1-2 L/SO  | 26-17-3-2 | 57  |
| 49 Jan.28 | at CHI | 3-4 OTL   | 26-17-3-3 | 58  |
| 50 Jan.30 | vs LA  | 4-1 W     | 27-17-3-3 | 60  |
| 51 Feb.2  | vs CLB | 6-2 W     | 28-17-3-3 | 62  |
| 52 Feb.3  | vs VAN | 4-3 W     | 29-17-3-3 | 64  |
| 53 Feb.6  | vs CHI | 2-3 L/SO  | 29-17-3-4 | 65  |
| 54 Feb.8  | at CLB | 1-2 L     | 29-18-3-4 | 65  |
| 55 Feb.10 | at BUF | 2-3 L/SO  | 29-18-3-5 | 66  |
| 56 Feb.11 | at DET | 4-7 L     | 29-19-3-5 | 66  |
| 57 Feb.13 | vs ATL | 4-1 W     | 30-19-3-5 | 68  |
| 58 Feb.15 | vs COL | 5-7 L     | 30-20-3-5 | 68  |
| 59 Feb.17 | vs COL | 5-2 W     | 31-20-3-5 | 70  |
| 60 Feb.20 | at COL | 3-4 L     | 31-21-3-5 | 70  |
| 61 Feb.22 | at PHX | 2-3 OTL   | 31-21-4-5 | 71  |
| 62 Feb.24 | vs SJ  | 7-4 W     | 32-21-4-5 | 73  |
| 63 Feb.26 | vs PHX | 5-2 W     | 33-21-4-5 | 75  |
| 64 Feb.28 | vs MIN | 2-1 W(SO) | 34-21-4-5 | 77  |
| 65 Mar.3  | at EDM | 4-2 W     | 35-21-4-5 | 79  |
| 66 Mar.6  | at STL | 4-2 W     | 36-21-4-5 | 81  |
| 67 Mar.8  | at NSH | 3-6 L     | 36-22-4-5 | 81  |
| 68 Mar.10 | vs TB  | 2-3 OTL   | 36-22-5-5 | 82  |
| 69 Mar.12 | vs STL | 5-4 W(SO) | 37-22-5-5 | 84  |
| 70 Mar.14 | at COL | 2-3 L     | 37-23-5-5 | 84  |
| 71 Mar.15 | at DAL | 2-4 L     | 37-24-5-5 | 84  |
| 72 Mar.17 | vs MIN | 2-4 L     | 37-25-5-5 | 84  |
| 73 Mar.20 | vs DET | 2-1 W     | 38-25-5-5 | 86  |
| 74 Mar.22 | vs NSH | 3-2 W     | 39-25-5-5 | 88  |
| 75 Mar.25 | at CHI | 3-2 W     | 40-25-5-5 | 90  |
| 76 Mar.27 | at MIN | 1-0 W(SO) | 41-25-5-5 | 92  |
| 77 Mar.29 | at MIN | 4-2 W     | 42-25-5-5 | 94  |
| 78 Mar.31 | at VAN | 3-2 W     | 43-25-5-5 | 96  |
| 79 Apr.3  | vs COL | 3-4 L     | 43-26-5-5 | 96  |
| 80 Apr.5  | at SJ  | 3-4 L     | 43-27-5-5 | 96  |
| 81 Apr.7  | vs EDM | 2-3 L     | 43-28-5-5 | 96  |
| 82 Apr.8  | at COL | 3-6 L     | 43-29-5-5 | 96  |

| DATE        | OPP.     | RESULT   | RECORD    | PTS |
|-------------|----------|----------|-----------|-----|
| 1 10/05/05  | at MIN   | 3-6 L    | 0-1-0-0   | 0   |
| 2 10/07/05  | at CLB   | 3-1 W    | 1-1-0-0   | 2   |
| 3 10/09/05  | at DET   | 3-6 L    | 1-2-0-0   | 2   |
| 4 10/10/05  | at COL   | 3-7 L    | 1-3-0-0   | 2   |
| 5 10/13/05  | vs. EDM  | 2-3 L/OT | 1-3-1-0   | 3   |
| 6 10/15/05  | vs. DAL  | 3-0 W    | 2-3-1-0   | 5   |
| 7 10/17/05  | vs. PHX  | 0-2 W    | 2-4-1-0   | 5   |
| 8 10/20/05  | vs. EDM  | 3-1 W    | 3-4-1-0   | 7   |
| 9 10/22/05  | at ANA   | 1-2 L    | 3-5-1-0   | 7   |
| 10 10/23/05 | at LA    | 3-2 W    | 4-5-1-0   | 9   |
| 11 10/26/05 | at ANA   | 1-4 L    | 4-6-1-0   | 9   |
| 12 10/27/05 | at PHX   | 2-3 L    | 4-7-1-0   | 9   |
| 13 10/29/05 | at SJ    | 2-3 L/SO | 4-7-1-1   | 10  |
| 14 11/01/05 | vs. MIN  | 3-0 W    | 5-7-1-1   | 12  |
| 15 11/03/05 | vs. CLB  | 2-1 W    | 6-7-1-1   | 14  |
| 16 11/05/05 | vs. VAN  | 1-0 W    | 7-7-1-1   | 16  |
| 17 11/07/05 | vs. VAN  | 4-3 W    | 8-7-1-1   | 18  |
| 18 11/10/05 | at PHX   | 4-3 W    | 9-7-1-1   | 20  |
| 19 11/12/05 | vs. COL  | 5-3 W    | 10-7-1-1  | 22  |
| 20 11/14/05 | vs. MIN  | 3-2 W    | 11-7-1-1  | 24  |
| 21 11/16/05 | vs. DET  | 3-1 W    | 12-7-1-1  | 26  |
| 22 11/18/05 | vs. CHI  | 2-5 L    | 12-8-1-1  | 26  |
| 23 11/21/05 | at COL   | 3-2 W/SO | 13-8-1-1  | 28  |
| 24 11/23/05 | vs. SJ   | 3-2 W    | 14-8-1-1  | 30  |
| 25 11/25/05 | vs. EDM  | 1-2 L/SO | 14-8-1-2  | 31  |
| 26 11/29/05 | at NSH   | 0-2 L    | 14-9-1-2  | 31  |
| 27 12/01/05 | at PIT   | 3-2 W    | 15-9-1-2  | 33  |
| 28 12/03/05 | at DET   | 3-2 W    | 16-9-1-2  | 35  |
| 29 12/06/05 | at PHI   | 0-1 L/SO | 16-9-1-3  | 36  |
| 30 12/07/05 | at NJ    | 4-1 W    | 17-9-1-3  | 38  |
| 31 12/10/05 | vs. OTT  | 2-1 W/OT | 18-9-1-3  | 40  |
| 32 12/17/05 | vs. BOS  | 3-0 W    | 19-9-1-3  | 42  |
| 33 12/19/05 | at EDM   | 4-5 L    | 19-10-1-3 | 42  |
| 34 12/21/05 | vs. LA   | 2-5 L    | 19-11-1-3 | 42  |
| 35 12/23/05 | at VAN   | 6-5 W/SO | 20-11-1-3 | 44  |
| 36 12/26/05 | at VAN   | 2-1 W    | 21-11-1-3 | 46  |
| 37 12/27/05 | vs. NSH  | 3-4 L    | 21-12-1-3 | 46  |
| 38 12/29/05 | vs. MIN  | 4-2 W    | 22-12-1-3 | 48  |
| 39 12/31/05 | vs. EDM  | 6-5 W    | 23-12-1-3 | 50  |
| 40 01/02/06 | chi. CHI | 3-2 W    | 24-12-1-3 | 52  |
| 41 01/06/06 | vs. TOR  | 1-0 W    | 25-12-1-3 | 54  |
| 42 01/07/06 | at VAN   | 3-4 L/OT | 25-12-2-3 | 55  |
| 43 01/10/06 | at NYR   | 2-4 L    | 25-13-2-3 | 55  |
| 44 01/12/06 | at NYI   | 2-3 L    | 25-14-2-3 | 55  |
| 45 01/14/06 | at MIN   | 4-1 W    | 26-14-2-3 | 57  |
| 46 01/19/06 | vs. BUF  | 3-2 W    | 27-14-2-3 | 59  |
| 47 01/21/06 | vs. MTL  | 4-1 W    | 28-14-2-3 | 61  |
| 48 01/23/06 | at EDM   | 3-1 W    | 29-14-2-3 | 63  |
| 49 01/24/06 | at COL   | 4-7 L    | 29-15-2-3 | 63  |
| 50 01/26/06 | at CHI   | 0-2 L    | 29-16-2-3 | 63  |
| 51 01/29/06 | at CHI   | 5-3 W    | 30-16-2-3 | 65  |
| 52 01/30/06 | at STL   | 2-3 L/SO | 30-16-2-4 | 66  |
| 53 02/01/06 | vs. COL  | 1-2 L/SO | 30-16-2-5 | 67  |
| 54 02/03/06 | vs. VAN  | 1-3 L    | 30-17-2-5 | 67  |
| 55 02/06/06 | at SJ    | 4-3 W    | 31-17-2-5 | 69  |
| 56 02/08/06 | vs. ANA  | 3-1 W    | 32-17-2-5 | 71  |
| 57 02/08/06 | vs. STL  | 3-2 W/OT | 33-17-2-5 | 73  |
| 58 02/28/06 | vs. VAN  |          |           |     |

# GAME-BY-GAME RESULTS

## 2003-04

| DATE        | OPP.    | RESULT   | RECORD    | PTS |
|-------------|---------|----------|-----------|-----|
| 1 10/09/03  | at VAN  | 1-4 L    | 0-1-0-0   | 0   |
| 2 10/11/03  | vs. SJ  | 3-2 W    | 1-1-0-0   | 2   |
| 3 10/14/03  | vs. EDM | 1-0 W    | 2-1-0-0   | 4   |
| 4 10/18/03  | vs. BUF | 0-2 L    | 2-2-0-0   | 4   |
| 5 10/21/03  | at MIN  | 3-2 W    | 3-2-0-0   | 6   |
| 6 10/24/03  | vs. STL | 1-2 L    | 3-3-0-0   | 6   |
| 7 10/25/03  | at EDM  | 4-2 W    | 4-3-0-0   | 8   |
| 8 10/28/03  | at COL  | 2-4 L    | 4-4-0-0   | 8   |
| 9 10/29/03  | at DAL  | 3-4 L/OT | 4-4-1-0   | 9   |
| 10 11/01/03 | vs. CLB | 3-0 W    | 5-4-0-1   | 11  |
| 11 11/04/03 | vs. DET | 0-3 L    | 5-5-0-1   | 11  |
| 12 11/07/03 | vs. MIN | 0-3 L    | 5-6-0-1   | 11  |
| 13 11/09/03 | at CLB  | 3-4 L    | 5-7-0-1   | 11  |
| 14 11/12/03 | at CHI  | 6-2 W    | 6-7-0-1   | 13  |
| 15 11/13/03 | at NSH  | 1-4 L    | 6-8-0-1   | 13  |
| 16 11/15/03 | at EDM  | 1-2 L/OT | 6-8-0-2   | 14  |
| 17 11/18/03 | vs. TOR | 3-2 W/OT | 7-8-0-2   | 16  |
| 18 11/20/03 | vs. MTL | 2-1 W    | 8-8-0-2   | 18  |
| 19 11/22/03 | vs. CHI | 2-1 W    | 9-8-0-2   | 20  |
| 20 11/27/03 | vs. COL | 5-6 L/OT | 9-8-0-3   | 21  |
| 21 11/29/03 | vs. VAN | 4-4 T    | 9-8-1-3   | 22  |
| 22 12/02/03 | vs. SJ  | 3-1 W    | 10-8-1-3  | 24  |
| 23 12/04/03 | at VAN  | 4-1 W    | 11-8-1-3  | 26  |
| 24 12/05/03 | vs. MIN | 2-1 W    | 12-8-1-3  | 28  |
| 25 12/07/03 | vs. PIT | 6-1 W    | 13-8-1-3  | 30  |
| 26 12/09/03 | at MIN  | 1-2 L    | 13-9-1-3  | 30  |
| 27 12/11/03 | vs. CAR | 1-0 W    | 14-9-1-3  | 32  |
| 28 12/13/03 | vs. COL | 1-1 T    | 14-9-2-3  | 33  |
| 29 12/16/03 | at PHI  | 3-2 W/OT | 15-9-2-3  | 35  |
| 30 12/18/03 | at BOS  | 5-0 W    | 16-9-2-3  | 37  |
| 31 12/19/03 | at CLB  | 2-1 W    | 17-9-2-3  | 39  |
| 32 12/23/03 | vs. EDM | 2-1 W    | 18-9-2-3  | 41  |
| 33 12/26/03 | vs. VAN | 0-2 L    | 18-10-2-3 | 41  |
| 34 12/28/03 | at EDM  | 2-1 W    | 19-10-2-3 | 43  |
| 35 12/29/03 | vs. MIN | 2-2 T    | 19-10-3-3 | 44  |
| 36 12/31/03 | vs. COL | 1-2 L    | 19-11-3-3 | 44  |
| 37 01/03/04 | vs. VAN | 1-3 L    | 19-12-3-3 | 44  |
| 38 01/05/04 | at NYR  | 5-0 W    | 20-12-3-3 | 46  |
| 39 01/06/04 | at NYI  | 3-2 W    | 21-12-3-3 | 48  |
| 40 01/08/04 | at CHI  | 1-3 L    | 21-13-3-3 | 48  |
| 41 01/10/04 | vs. FLA | 4-2 W    | 22-13-3-3 | 50  |
| 42 01/13/04 | at TOR  | 1-4 L    | 22-14-3-3 | 50  |
| 43 01/14/04 | at WSH  | 3-3 T    | 22-14-4-3 | 51  |
| 44 01/17/04 | vs. DAL | 2-3 L    | 22-15-4-3 | 51  |
| 45 01/19/04 | at ANA  | 5-1 W    | 23-15-4-3 | 53  |
| 46 01/20/04 | at LA   | 1-4 L    | 23-16-4-3 | 53  |
| 47 01/22/04 | vs. NSH | 4-0 W    | 24-16-4-3 | 55  |
| 48 01/24/04 | vs. TB  | 2-6 L    | 24-17-4-3 | 55  |
| 49 01/27/04 | at PHX  | 2-1 W    | 25-17-4-3 | 57  |
| 50 01/28/04 | at SJ   | 1-4 L    | 25-18-4-3 | 57  |
| 51 01/30/04 | vs. CHI | 3-5 L    | 25-19-4-3 | 57  |
| 52 02/01/04 | vs. ANA | 6-4 W    | 26-19-4-3 | 59  |
| 53 02/03/04 | at LA   | 4-4 T    | 26-19-5-3 | 60  |
| 54 02/05/04 | vs. STL | 1-2 L    | 26-20-5-3 | 60  |
| 55 02/07/04 | vs. ATL | 5-2 W    | 27-20-5-3 | 62  |
| 56 02/11/04 | at VAN  | 3-2 W    | 28-20-5-3 | 64  |
| 57 02/13/04 | vs. ANA | 2-1 W    | 29-20-5-3 | 66  |
| 58 02/15/04 | at MIN  | 2-1 W    | 30-20-5-3 | 68  |
| 59 02/19/04 | at MTL  | 1-4 L    | 30-21-5-3 | 68  |
| 60 02/21/04 | at OTT  | 1-2 L    | 30-22-5-3 | 68  |
| 61 02/22/04 | at NJ   | 1-3 L    | 30-23-5-3 | 68  |
| 62 02/24/04 | at COL  | 2-0 W    | 31-23-5-3 | 70  |
| 63 02/26/04 | vs. DET | 1-2 L    | 31-24-5-3 | 70  |
| 64 02/29/04 | vs. PHX | 4-2 W    | 32-24-5-3 | 72  |
| 65 03/02/04 | at STL  | 4-2 L    | 33-24-5-3 | 74  |
| 66 03/03/04 | at DET  | 1-2 L    | 33-25-5-3 | 74  |
| 67 03/05/04 | at DAL  | 1-5 L    | 33-26-5-3 | 74  |
| 68 03/07/04 | at COL  | 7-1 W    | 34-26-5-3 | 76  |
| 69 03/09/04 | vs. EDM | 1-1 T    | 34-26-6-3 | 77  |
| 70 03/11/04 | vs. OTT | 4-2 W    | 35-26-6-3 | 79  |
| 71 03/13/04 | at NSH  | 4-4 T    | 35-26-7-3 | 80  |
| 72 03/14/04 | at STL  | 3-0 W    | 36-26-7-3 | 82  |
| 73 03/16/04 | at DET  | 4-1 W    | 37-26-7-3 | 84  |
| 74 03/18/04 | vs. CLB | 2-0 W    | 38-26-7-3 | 86  |
| 75 03/20/04 | vs. NSH | 1-3 L    | 38-27-7-3 | 86  |
| 76 03/22/04 | vs. DAL | 0-4 L    | 38-28-7-3 | 86  |
| 77 03/24/04 | at PHX  | 4-0 W    | 39-28-7-3 | 88  |
| 78 03/25/04 | at SJ   | 2-3 L    | 39-29-7-3 | 88  |
| 79 03/27/04 | at LA   | 3-2 W/OT | 39-29-8-3 | 90  |
| 80 03/31/04 | vs. PHX | 1-0 W    | 41-29-7-3 | 92  |
| 81 04/02/04 | at LA   | 3-2 W    | 42-29-7-3 | 94  |
| 82 04/04/04 | at ANA  | 1-2 L    | 42-30-7-3 | 94  |

## 2002-2003

| DATE        | OPP.    | RESULT   | RECORD     | PTS |
|-------------|---------|----------|------------|-----|
| 1 10/10/02  | vs. VAN | 0-3 L    | 0-1-0-0    | 0   |
| 2 10/12/02  | vs. PHI | 4-5 L    | 0-2-0-0    | 0   |
| 3 10/14/02  | at VAN  | 3-2 W    | 1-2-0-0    | 2   |
| 4 10/17/02  | vs. BOS | 3-3 T    | 1-2-1-0    | 3   |
| 5 10/19/02  | at CHI  | 5-2 W    | 2-2-1-0    | 5   |
| 6 10/21/02  | at DET  | 0-4 L    | 2-3-1-0    | 5   |
| 7 10/22/02  | at MIN  | 3-4 L/OT | 2-3-1-1    | 6   |
| 8 10/24/02  | vs. DAL | 3-3 T    | 2-3-2-1    | 7   |
| 9 10/26/02  | vs. STL | 3-4 L/OT | 2-3-2-2    | 8   |
| 10 10/31/02 | vs. BUF | 3-0 W    | 3-3-2-2    | 10  |
| 11 11/02/02 | vs. COL | 4-4 T    | 3-3-3-2    | 11  |
| 12 11/04/02 | at NYI  | 4-2 W    | 4-3-3-2    | 13  |
| 13 11/05/02 | at NJ   | 3-2 W    | 5-3-3-2    | 15  |
| 14 11/07/02 | at NYR  | 0-1 L/OT | 5-3-3-3    | 16  |
| 15 11/11/02 | at FLA  | 0-3 L    | 5-4-3-3    | 16  |
| 16 11/14/02 | at ATL  | 1-2 L    | 5-5-3-3    | 16  |
| 17 11/14/02 | vs. NYR | 1-2 L    | 5-6-3-3    | 16  |
| 18 11/16/02 | vs. STL | 0-1 L    | 5-7-3-3    | 16  |
| 19 11/19/02 | vs. DET | 0-5 L    | 5-8-3-3    | 16  |
| 20 11/21/02 | vs. EDM | 1-3 L    | 5-9-3-3    | 16  |
| 21 11/23/02 | vs. CHI | 3-1 W    | 6-9-3-3    | 18  |
| 22 11/26/02 | at BOS  | 2-7 L    | 6-10-3-3   | 18  |
| 23 11/27/02 | at WSH  | 2-4 L    | 6-11-3-3   | 18  |
| 24 11/29/02 | at STL  | 2-7 L    | 6-12-3-3   | 18  |
| 25 12/01/02 | at DET  | 2-4 L    | 6-13-3-3   | 18  |
| 26 12/03/02 | at COL  | 2-1 W    | 7-13-3-3   | 20  |
| 27 12/05/02 | vs. MIN | 1-1 T    | 7-13-4-3   | 21  |
| 28 12/09/02 | at VAN  | 2-1 W    | 8-13-4-3   | 23  |
| 29 12/12/02 | vs. CAR | 3-4 L    | 8-14-4-3   | 23  |
| 30 12/14/02 | vs. COL | 1-3 L    | 8-15-4-3   | 23  |
| 31 12/15/02 | at VAN  | 3-3 T    | 8-15-5-3   | 24  |
| 32 12/17/02 | at NSH  | 3-0 W    | 9-15-5-3   | 26  |
| 33 12/19/02 | at CLB  | 0-3 L    | 9-16-5-3   | 26  |
| 34 12/21/02 | at PIT  | 0-2 L    | 9-17-5-3   | 26  |
| 35 12/23/02 | at MIN  | 3-2 W    | 10-17-5-3  | 28  |
| 36 12/27/02 | vs. TOR | 3-4 L    | 10-18-5-3  | 28  |
| 37 12/29/02 | vs. ANA | 4-2 W    | 11-18-5-3  | 30  |
| 38 12/31/02 | vs. MTL | 1-1 T    | 11-18-6-3  | 31  |
| 39 01/02/03 | vs. TB  | 4-1 W    | 12-18-6-3  | 33  |
| 40 01/04/03 | vs. MIN | 3-2 W    | 13-18-6-3  | 35  |
| 41 01/07/03 | at COL  | 4-2 W    | 14-18-6-3  | 37  |
| 42 01/09/03 | vs. OTT | 0-1 L    | 14-19-6-3  | 37  |
| 43 01/11/03 | vs. CLB | 2-7 L    | 14-20-6-3  | 37  |
| 44 01/13/03 | at MTL  | 2-4 L    | 14-21-6-3  | 37  |
| 45 01/14/03 | at TOR  | 2-3 L    | 14-22-6-3  | 37  |
| 46 01/16/03 | vs. NSH | 2-2 T    | 15-22-6-3  | 38  |
| 47 01/18/03 | vs. LA  | 2-1 W/OT | 15-22-7-3  | 40  |
| 48 01/20/03 | vs. EDM | 4-3 W    | 16-22-7-3  | 42  |
| 49 01/23/03 | vs. PHX | 1-7 L    | 16-23-7-3  | 42  |
| 50 01/25/03 | vs. DET | 4-1 W    | 17-23-7-3  | 44  |
| 51 01/28/03 | at PHX  | 3-4 L    | 17-24-7-3  | 44  |
| 52 01/29/03 | at DAL  | 1-4 L    | 17-25-7-3  | 44  |
| 53 02/04/03 | vs. ANA | 2-3 L    | 17-26-7-3  | 44  |
| 54 02/06/03 | vs. CHI | 2-2 T    | 17-26-8-3  | 45  |
| 55 02/07/03 | at EDM  | 4-3 W    | 18-26-8-3  | 47  |
| 56 02/09/03 | at COL  | 2-4 L    | 18-27-8-3  | 47  |
| 57 02/13/03 | at ANA  | 3-4 L/OT | 18-27-8-4  | 47  |
| 58 02/13/03 | at LA   | 2-4 L    | 18-28-8-4  | 48  |
| 59 02/15/03 | vs. VAN | 2-2 T    | 18-28-9-4  | 49  |
| 60 02/17/03 | at STL  | 3-5 L    | 18-29-9-4  | 49  |
| 61 02/19/03 | at DAL  | 1-1 T    | 18-29-10-4 | 50  |
| 62 02/20/03 | at NSH  | 1-4 L    | 18-30-10-4 | 50  |
| 63 02/23/03 | at PHX  | 4-2 W    | 19-30-10-4 | 52  |
| 64 02/24/03 | at SJ   | 2-5 L    | 19-31-10-4 | 52  |
| 65 03/01/03 | vs. SJ  | 4-3 W    | 20-31-10-4 | 54  |
| 66 03/05/03 | vs. NJ  | 5-4 W/OT | 21-31-10-4 | 56  |
| 67 03/07/03 | at CHI  | 2-0 W    | 22-31-10-4 | 58  |
| 68 03/08/03 | at CLB  | 3-2 W/OT | 23-31-10-4 | 60  |
| 69 03/11/03 | vs. EDM | 2-5 L    | 23-32-10-4 | 60  |
| 70 03/13/03 | vs. TOR | 4-3 W/OT | 24-32-10-4 | 62  |
| 71 03/15/03 | at SJ   | 2-3 L    | 24-33-10-4 | 62  |
| 72 03/16/03 | at ANA  | 2-2 T    | 24-33-11-4 | 63  |
| 73 03/18/03 | at LA   | 4-1 W    | 25-33-11-4 | 65  |
| 74 03/20/03 | vs. WSH | 1-4 L    | 25-34-11-4 | 65  |
| 75 03/22/03 | vs. NSH | 1-1 T    | 25-34-12-4 | 66  |
| 76 03/24/03 | vs. PHX | 2-0 W    | 26-34-12-4 | 68  |
| 77 03/27/03 | vs. DAL | 2-1 W/OT | 27-34-12-4 | 70  |
| 78 03/29/03 | vs. CLB | 4-6 L    | 27-35-12-4 | 70  |
| 79 03/31/03 | at MIN  | 0-3 L    | 27-36-12-4 | 70  |
| 80 04/02/03 | vs. SJ  | 2-2 T    | 27-36-13-4 | 71  |
| 81 04/04/03 | vs. LA  | 2-1 W/OT | 28-36-13-4 | 73  |
| 82 04/05/03 | at EDM  | 4-1 W    | 29-36-13-4 | 75  |

## 2001-02

| DATE        | OPP.    | RESULT   | RECORD    | PTS |
|-------------|---------|----------|-----------|-----|
| 1 10/03/01  | vs. EDM | 1-0 W    | 1-0-0-0   | 2   |
| 2 10/06/01  | vs. CHI | 4-0 W    | 2-0-0-0   | 4   |
| 3 10/08/01  | vs. PHX | 1-2 L/OT | 2-0-0-1   | 5   |
| 4 10/10/01  | at DET  | 4-2 W    | 3-0-0-1   | 7   |
| 5 10/11/01  | at NSH  | 0-1 L    | 3-1-0-1   | 7   |
| 6 10/13/01  | at FLA  | 4-3 W/OT | 4-1-0-1   | 9   |
| 7 10/18/01  | vs. DAL | 3-1 W    | 5-1-0-1   | 11  |
| 8 10/20/01  | vs. TOR | 4-1 W    | 6-1-0-1   | 13  |
| 9 10/22/01  | at STL  | 3-2 W    | 7-1-0-1   | 15  |
| 10 10/23/01 | at CHI  | 3-6 L    | 7-2-0-1   | 15  |
| 11 10/25/01 | vs. NSH | 4-5 L/OT | 7-2-0-2   | 16  |
| 12 10/27/01 | vs. MIN | 4-2 W    | 8-2-0-2   | 18  |
| 13 11/01/01 | vs. CLB | 2-1 W    | 9-2-0-2   | 20  |
| 14 11/03/01 | vs. MTL | 6-2 W    | 10-2-0-2  | 22  |
| 15 11/07/01 | at ANA  | 3-3 T    | 10-2-1-2  | 23  |
| 16 11/08/01 | at LA   | 3-2 W    | 11-2-1-2  | 25  |
| 17 11/10/01 | vs. COL | 2-0 W    | 12-2-1-2  | 27  |
| 18 11/15/01 | vs. CHI | 2-2 T    | 12-2-2-2  | 28  |
| 19 11/17/01 | vs. STL | 2-0 W    | 13-2-2-2  | 30  |
| 20 11/20/01 | vs. LA  | 5-5 T    | 13-2-3-2  | 31  |
| 21 11/21/01 | at OTT  | 4-4 T    | 13-2-4-2  | 32  |
| 22 11/23/01 | at BUF  | 2-5 L    | 13-3-4-2  | 32  |
| 23 11/25/01 | at CLB  | 3-4 L    | 13-4-4-2  | 32  |
| 24 11/27/01 | at DET  | 2-4 L    | 13-5-4-2  | 32  |
| 25 11/29/01 | at DAL  | 0-3 L    | 13-6-4-2  | 32  |
| 26 12/01/01 | vs. COL | 2-2 T    | 13-6-5-2  | 33  |
| 27 12/03/01 | at LA   | 2-0 W    | 14-6-5-2  | 35  |
| 28 12/04/01 | at SJ   | 2-2 T    | 14-6-6-2  | 36  |
| 29 12/06/01 | vs. SJ  | 1-3 L    | 14-7-6-2  | 36  |
| 30 12/08/01 | vs. ANA | 0-4 L    | 14-8-6-2  | 36  |
| 31 12/10/01 | vs. DET | 2-0 W    | 15-8-6-2  | 38  |
| 32 12/12/01 | vs. TB  | 1-3 L    | 15-9-6-2  | 38  |
| 33 12/14/01 | at DAL  | 4-3 W    | 16-9-6-2  | 40  |
| 34 12/15/01 | at STL  | 0-4 L    | 16-10-6-2 | 40  |
| 35 12/19/01 | at PHX  | 3-6 L    | 16-11-6-2 | 40  |
| 36 12/21/01 | at COL  | 2-2 T    | 16-11-7-2 | 41  |
| 37 12/26/01 | at EDM  | 2-3 L    | 16-12-7-2 | 41  |
| 38 12/27/01 | at VAN  | 2-4 L    | 16-13-7-2 | 41  |
| 39 12/29/01 | vs. MIN | 4-3 W    | 17-13-7-2 | 43  |
| 40 12/31/01 | vs. EDM | 2-2 T    | 17-13-8-2 | 44  |
| 41 01/03/02 | vs. BUF | 3-1 W    | 18-13-8-2 | 46  |
| 42 01/05/02 | vs      |          |           |     |

# GAME-BY-GAME RESULTS

## 2000-01

| DATE        | OPP.    | RESULT | RECORD       | PTS |
|-------------|---------|--------|--------------|-----|
| 1 10/05/00  | vs. DET | 3-4 L  | 0-1-0-0      | 0   |
| 2 10/10/00  | vs. COL | 1-3 L  | 0-2-0-0      | 0   |
| 3 10/12/00  | vs. CLB | 2-3 L  | 0-3-0-0      | 0   |
| 4 10/14/00  | at NYI  | 2-0 W  | 1-3-0-0      | 2   |
| 5 10/15/00  | at DET  | 4-2 W  | 2-3-0-0      | 4   |
| 6 10/18/00  | at VAN  | 1-4 L  | 2-4-0-0      | 4   |
| 7 10/20/00  | vs. BOS | 3-2 W  | 3-4-0-0      | 6   |
| 8 10/21/00  | vs. TOR | 1-2 L  | 3-5-0-0      | 6   |
| 9 10/24/00  | vs. PHX | 2-2 T  | 3-5-1-0      | 7   |
| 10 10/26/00 | at STL  | 3-4 L  | 3-6-1-0      | 7   |
| 11 10/27/00 | at MIN  | 1-3 L  | 3-7-1-0      | 7   |
| 12 10/29/00 | vs. ANA | 3-6 L  | 3-8-1-0      | 7   |
| 13 11/01/00 | at EDM  | 2-3 L  | 3-9-1-0      | 7   |
| 14 11/04/00 | vs. PIT | 1-1 T  | 3-9-2-0      | 8   |
| 15 11/05/00 | vs. MIN | 2-3 L  | 3-9-3-1      | 9   |
| 16 11/08/00 | at MIN  | 1-0 W  | 4-9-2-1      | 11  |
| 17 11/10/00 | at FLA  | 3-3 T  | 4-9-3-1      | 12  |
| 18 11/11/00 | at TB   | 4-3 W  | 5-9-3-1      | 14  |
| 19 11/13/00 | at BUF  | 2-3 L  | 5-9-3-2      | 15  |
| 20 11/16/00 | vs. CHI | 2-5 L  | 5-10-3-2     | 15  |
| 21 11/18/00 | vs. NYR | 4-5 L  | 5-10-3-3     | 16  |
| 22 11/19/00 | at EDM  | 0-2 L  | 5-11-3-3     | 16  |
| 23 11/22/00 | at MIN  | 1-1 T  | 5-11-4-3     | 17  |
| 24 11/24/00 | vs. ANA | 2-2 T  | 5-11-5-3     | 18  |
| 25 11/25/00 | at COL  | 2-3 L  | 5-11-5-4     | 19  |
| 26 11/28/00 | at NSH  | 1-6 L  | 5-12-5-4     | 19  |
| 27 11/29/00 | at DAL  | 4-3 W  | 6-12-5-4     | 21  |
| 28 12/02/00 | vs. MTL | 1-1 T  | 6-12-6-4     | 22  |
| 29 12/04/00 | vs. SJ  | 0-8 L  | 6-13-6-4     | 22  |
| 30 12/07/00 | vs. NSH | 3-0 W  | 7-13-6-4     | 24  |
| 31 12/09/00 | vs. CAR | 7-2 W  | 8-13-6-4     | 26  |
| 32 12/13/00 | at MTL  | 3-1 W  | 9-13-6-4     | 28  |
| 33 12/14/00 | at OTT  | 2-4 L  | 9-14-6-4     | 28  |
| 34 12/16/00 | at TOR  | 6-5 W  | 10-14-6-4    | 30  |
| 35 12/19/00 | at COL  | 3-0 W  | 11-14-6-4    | 32  |
| 36 12/20/00 | at PHX  | 2-4 L  | 11-15-6-4    | 32  |
| 37 12/22/00 | vs. EDM | 1-1 T  | 11-15-7-4    | 33  |
| 38 12/29/00 | vs. VAN | 5-0 W  | 12-15-7-4    | 35  |
| 39 12/31/00 | vs. MTL | 5-4 W  | 13-15-7-4    | 37  |
| 40 01/03/01 | at SJ   | 1-0 W  | 14-15-7-4    | 39  |
| 41 01/05/01 | at ANA  | 4-4 T  | 14-15-8-4    | 40  |
| 42 01/06/01 | at LA   | 0-5 L  | 14-16-8-4    | 40  |
| 43 01/11/01 | vs. NSH | 2-1 W  | 15-16-8-4    | 42  |
| 44 01/13/01 | vs. OTT | 2-5 L  | 15-17-8-4    | 42  |
| 45 01/14/01 | at VAN  | 1-5 L  | 15-18-8-4    | 42  |
| 46 01/17/01 | at SJ   | 4-4 T  | 15-18-9-4    | 43  |
| 47 01/21/01 | vs. DET | 4-2 W  | 16-18-9-4    | 45  |
| 48 01/23/01 | vs. PHX | 2-4 L  | 16-19-9-4    | 45  |
| 49 01/25/01 | at LA   | 3-0 W  | 17-19-9-4    | 47  |
| 50 01/27/01 | vs. VAN | 3-5 L  | 17-20-9-4    | 47  |
| 51 01/30/01 | vs. EDM | 3-5 L  | 17-21-9-4    | 47  |
| 52 02/01/01 | vs. CHI | 5-3 W  | 18-21-9-4    | 49  |
| 53 02/06/01 | vs. SJ  | 1-1 T  | 18-21-10-450 | 49  |
| 54 02/09/01 | at COL  | 5-3 W  | 19-21-10-452 | 49  |
| 55 02/13/01 | at VAN  | 4-1 W  | 20-21-10-454 | 49  |
| 56 02/13/01 | vs. WSH | 4-4 T  | 20-21-11-455 | 49  |
| 57 02/15/01 | at STL  | 1-4 L  | 20-22-11-455 | 49  |
| 58 02/18/01 | at PHX  | 4-1 W  | 21-22-11-457 | 49  |
| 59 02/19/01 | at ANA  | 2-6 L  | 21-23-11-457 | 49  |
| 60 02/22/01 | at LA   | 0-2 L  | 21-24-11-457 | 49  |
| 61 02/24/01 | vs. EDM | 1-3 L  | 21-25-11-457 | 49  |
| 62 02/26/01 | vs. DAL | 3-2 W  | 22-25-11-459 | 49  |
| 63 03/01/01 | vs. MIN | 1-1 T  | 22-25-12-462 | 49  |
| 64 03/03/01 | vs. STL | 3-2 W  | 23-25-12-462 | 49  |
| 65 03/06/01 | vs. TOR | 1-3 L  | 23-26-12-462 | 49  |
| 66 03/08/01 | at PHI  | 2-5 L  | 23-27-12-462 | 49  |
| 67 03/10/01 | at PIT  | 3-6 L  | 23-28-12-462 | 49  |
| 68 03/11/01 | at ATL  | 3-3 T  | 23-28-13-463 | 49  |
| 69 03/14/01 | at CLB  | 0-3 L  | 23-29-13-463 | 49  |
| 70 03/15/01 | at DET  | 2-5 L  | 23-30-13-463 | 49  |
| 71 03/17/01 | vs. STL | 2-2 T  | 23-30-14-464 | 49  |
| 72 03/19/01 | vs. NJ  | 2-4 L  | 23-31-14-464 | 49  |
| 73 03/22/01 | vs. PHI | 3-1 W  | 24-31-14-466 | 49  |
| 74 03/24/01 | at CLB  | 4-6 L  | 24-32-14-466 | 49  |
| 75 03/25/01 | at CHI  | 3-1 W  | 25-32-14-468 | 49  |
| 76 03/27/01 | vs. CLB | 3-0 W  | 26-32-14-470 | 49  |
| 77 03/29/01 | vs. COL | 0-1 L  | 26-33-14-470 | 49  |
| 78 03/31/01 | vs. DAL | 0-2 L  | 26-34-14-470 | 49  |
| 79 04/02/01 | at DAL  | 4-4 T  | 26-34-15-471 | 49  |
| 80 04/04/01 | at CHI  | 5-2 W  | 27-34-15-473 | 49  |
| 81 04/05/01 | at NSH  | 0-4 L  | 27-35-15-473 | 49  |
| 82 04/07/01 | vs. LA  | 2-3 L  | 27-36-15-473 | 49  |

## 1999-2000

| DATE        | OPP.    | RESULT | RECORD   | PTS |
|-------------|---------|--------|----------|-----|
| 1 10/09/98  | vs. SJ  | 3-3 T  | 0-0-1    | 1   |
| 2 10/10/98  | at SJ   | 5-3 W  | 1-0-1    | 3   |
| 3 10/16/98  | vs. TOR | 3-7 L  | 1-1-1    | 3   |
| 4 10/18/98  | at DET  | 0-2 L  | 1-2-1    | 3   |
| 5 10/20/98  | at DAL  | 1-3 L  | 1-3-1    | 3   |
| 6 10/23/98  | at NSH  | 4-3 W  | 2-3-1    | 5   |
| 7 10/24/98  | at STL  | 3-4 L  | 2-4-1    | 5   |
| 8 10/28/98  | vs. PIT | 2-5 L  | 2-5-1    | 5   |
| 9 10/30/98  | vs. WSH | 0-0 T  | 2-5-2    | 6   |
| 10 11/01/98 | at CHI  | 4-1 W  | 3-5-2    | 8   |
| 11 11/03/98 | at DET  | 5-2 W  | 4-5-2    | 10  |
| 12 11/06/98 | vs. NSH | 1-2 L  | 4-6-2    | 10  |
| 13 11/08/98 | vs. COL | 3-1 W  | 5-6-2    | 12  |
| 14 11/10/98 | vs. LA  | 5-4 W  | 6-6-2    | 14  |
| 15 11/12/98 | vs. VAN | 3-4 L  | 6-7-2    | 14  |
| 16 11/14/98 | vs. ANA | 0-1 L  | 6-8-2    | 14  |
| 17 11/16/98 | vs. DET | 5-3 W  | 7-8-2    | 16  |
| 18 11/19/98 | at MTL  | 3-4 L  | 7-9-2    | 16  |
| 19 11/21/98 | at OTT  | 1-4 L  | 7-10-2   | 16  |
| 20 11/23/98 | at TOR  | 2-3 L  | 7-11-2   | 16  |
| 21 11/25/98 | at NSH  | 3-4 L  | 7-12-2   | 16  |
| 22 11/27/98 | vs. EDM | 2-3 L  | 7-13-2   | 16  |
| 23 11/28/98 | vs. CHI | 5-4 W  | 8-13-2   | 18  |
| 24 12/03/98 | vs. TB  | 4-1 W  | 9-13-2   | 20  |
| 25 12/05/98 | vs. PHX | 2-3 L  | 9-14-2   | 20  |
| 26 12/07/98 | vs. DAL | 2-3 L  | 9-15-2   | 20  |
| 27 12/11/98 | at TB   | 2-1 W  | 10-15-2  | 22  |
| 28 12/12/98 | at FLA  | 4-2 W  | 11-15-2  | 24  |
| 29 12/14/98 | at NYR  | 2-5 L  | 11-16-2  | 24  |
| 30 12/17/98 | at PHI  | 3-3 T  | 11-16-3  | 25  |
| 31 12/18/98 | at NJ   | 5-2 W  | 12-16-3  | 27  |
| 32 12/22/98 | vs. VAN | 3-5 L  | 12-17-3  | 27  |
| 33 12/23/98 | at VAN  | 2-5 L  | 12-18-3  | 27  |
| 34 12/27/98 | vs. COL | 1-2 L  | 12-19-3  | 27  |
| 35 12/29/98 | vs. PHI | 3-4 L  | 12-20-3  | 27  |
| 36 12/31/98 | vs. MTL | 1-2 L  | 12-21-3  | 27  |
| 37 01/02/99 | at BUF  | 1-7 L  | 12-22-3  | 27  |
| 38 01/04/99 | at BOS  | 1-5 L  | 12-23-3  | 27  |
| 39 01/05/99 | at PIT  | 1-5 L  | 12-24-3  | 27  |
| 40 01/08/99 | vs. DAL | 1-0 W  | 13-24-3  | 29  |
| 41 01/10/99 | vs. FLA | 1-2 L  | 13-25-3  | 29  |
| 42 01/13/99 | at ANA  | 2-1 W  | 14-25-3  | 31  |
| 43 01/14/99 | at LA   | 0-3 L  | 14-26-3  | 31  |
| 44 01/16/99 | at SJ   | 3-3 T  | 14-26-4  | 32  |
| 45 01/19/99 | vs. DET | 3-1 W  | 15-26-4  | 34  |
| 46 01/21/99 | at COL  | 2-4 L  | 15-27-4  | 34  |
| 47 01/28/99 | vs. CHI | 6-6 T  | 15-27-5  | 35  |
| 48 01/30/99 | vs. STL | 4-3 W  | 16-27-5  | 37  |
| 49 02/01/99 | at DAL  | 2-2 T  | 16-27-6  | 38  |
| 50 02/02/99 | at PHX  | 2-2 T  | 16-27-7  | 39  |
| 51 02/04/99 | vs. NSH | 2-2 T  | 16-27-8  | 40  |
| 52 02/06/99 | vs. OTT | 1-2 L  | 16-28-8  | 40  |
| 53 02/08/99 | vs. EDM | 2-1 W  | 17-28-8  | 42  |
| 54 02/09/99 | at COL  | 2-1 W  | 18-28-8  | 44  |
| 55 02/12/99 | vs. BOS | 4-3 W  | 19-28-8  | 46  |
| 56 02/19/99 | vs. ANA | 6-3 W  | 20-28-8  | 48  |
| 57 02/20/99 | vs. LA  | 2-2 T  | 20-28-9  | 49  |
| 58 02/22/99 | vs. NYR | 6-2 W  | 21-28-9  | 51  |
| 59 02/24/99 | vs. BUF | 2-2 T  | 21-28-10 | 52  |
| 60 02/26/99 | vs. STL | 2-4 L  | 21-29-10 | 52  |
| 61 03/01/99 | vs. SJ  | 1-2 L  | 21-30-10 | 52  |
| 62 03/05/99 | at VAN  | 5-1 W  | 22-30-10 | 54  |
| 63 03/06/99 | at LA   | 4-1 W  | 23-30-10 | 56  |
| 64 03/09/99 | at STL  | 7-4 W  | 24-30-10 | 58  |
| 65 03/12/99 | at CAR  | 1-2 L  | 24-31-10 | 58  |
| 66 03/13/99 | at WSH  | 5-4 W  | 25-31-10 | 60  |
| 67 03/16/99 | at NSH  | 4-2 W  | 26-31-10 | 62  |
| 68 03/17/99 | at CHI  | 1-3 L  | 26-32-10 | 62  |
| 69 03/21/99 | vs. NYI | 2-1 W  | 27-32-10 | 64  |
| 70 03/22/99 | at EDM  | 2-2 T  | 27-32-11 | 65  |
| 71 03/25/99 | vs. MTL | 2-1 W  | 28-32-11 | 67  |
| 72 03/27/99 | at PHX  | 1-2 L  | 28-33-11 | 67  |
| 73 03/28/99 | at ANA  | 1-5 L  | 28-34-11 | 67  |
| 74 03/30/99 | at COL  | 3-3 T  | 28-34-12 | 68  |
| 75 04/01/99 | vs. PHX | 1-4 L  | 28-35-12 | 68  |
| 76 04/03/99 | vs. TOR | 1-5 L  | 28-36-12 | 68  |
| 77 04/07/99 | at EDM  | 2-4 L  | 28-37-12 | 68  |
| 78 04/09/99 | vs. EDM | 1-4 L  | 28-38-12 | 68  |
| 79 04/12/99 | vs. VAN | 0-2 L  | 28-39-12 | 68  |
| 80 04/12/99 | at VAN  | 5-4 W  | 29-39-12 | 70  |
| 81 04/15/99 | vs. COL | 5-1 W  | 30-39-12 | 72  |
| 82 04/17/99 | at EDM  | 2-3 L  | 30-40-12 | 72  |

## 1998-99

| DATE        | OPP.    | RESULT | RECORD  | PTS |
|-------------|---------|--------|---------|-----|
| 1 10/09/98  | vs. SJ  | 3-3 T  | 0-0-1   | 1   |
| 2 10/10/98  | at SJ   | 5-3 W  | 1-0-1   | 3   |
| 3 10/16/98  | vs. TOR | 3-7 L  | 1-1-1   | 3   |
| 4 10/18/98  | at DET  | 0-2 L  | 1-2-1   | 3   |
| 5 10/20/98  | at DAL  | 1-3 L  | 1-3-1   | 3   |
| 6 10/23/98  | at NSH  | 4-3 W  | 2-3-1   | 5   |
| 7 10/24/98  | at STL  | 3-4 L  | 2-4-1   | 5   |
| 8 10/28/98  | vs. PIT | 2-5 L  | 2-5-1   | 5   |
| 9 10/30/98  | vs. WSH | 0-0 T  | 2-5-2   | 6   |
| 10 11/01/98 | at CHI  | 4-1 W  | 3-5-2   | 8   |
| 11 11/03/98 | at DET  | 5-2 W  | 4-5-2   | 10  |
| 12 11/06/98 | vs. NSH | 1-2 L  | 4-6-2   | 10  |
| 13 11/08/98 | vs. COL | 3-1 W  | 5-6-2   | 12  |
| 14 11/10/98 | vs. LA  | 5-4 W  | 6-6-2   | 14  |
| 15 11/12/98 | vs. VAN | 3-4 L  | 6-7-2   | 14  |
| 16 11/14/98 | vs. ANA | 0-1 L  | 6-8-2   | 14  |
| 17 11/16/98 | vs. DET | 5-3 W  | 7-8-2   | 16  |
| 18 11/19/98 | at MTL  | 3-4 L  | 7-9-2   | 16  |
| 19 11/21/98 | at OTT  | 1-4 L  | 7-10-2  | 16  |
| 20 11/23/98 | at TOR  | 2-3 L  | 7-11-2  | 16  |
| 21 11/25/98 | at NSH  | 3-4 L  | 7-12-2  | 16  |
| 22 11/27/98 | vs. EDM | 2-3 L  | 7-13-2  | 16  |
| 23 11/28/98 | vs. CHI | 5-4 W  | 8-13-2  | 18  |
| 24 12/03/98 | vs. TB  | 4-1 W  | 9-13-2  | 20  |
| 25 12/05/98 | vs. PHX | 2-3 L  | 9-14-2  | 20  |
| 26 12/07/98 | vs. DAL | 2-3 L  | 9-15-2  | 20  |
| 27 12/11/98 | at TB   | 2-1 W  | 10-15-2 | 22  |
| 28 12/12/98 | at FLA  | 4-2 W  | 11-15-2 | 24  |
| 29 12/14/98 | at NYR  | 2-5 L  | 11-16-2 | 24  |
| 30 12/17/98 | at PHI  | 3-3 T  | 11-16-3 | 25  |
| 31 12/18/98 | at NJ   | 5-2 W  | 12-16-3 | 27  |
| 32 12/22/98 | vs. VAN | 3-5 L  | 12-17-3 | 27  |
| 33 12/23/98 | at VAN  | 2-5 L  | 12-18-3 | 27  |
| 34 12/27/98 | vs. COL | 1-2 L  | 12-19-3 | 27  |
| 35 12/29/98 | vs. PHI | 3-4 L  | 12-20-3 | 27  |
| 36 12/31/98 | vs. MTL | 1-2 L  | 12-21-3 | 27  |
| 37 01/02/99 | at BUF  | 1-7 L  | 12-22-3 | 27  |
| 38 01/04/99 | at BOS  | 1-5 L  | 12-23-3 | 27  |
| 39 01/05/99 | at PIT  | 1-5 L  | 12-24-3 | 27  |
| 40 01/08/99 | vs. DAL | 1-0 W  | 13-24-3 | 29  |
| 41 01/10/99 | vs. FLA | 1-2 L  | 13-25-3 | 29  |
| 42 01/13/99 | at ANA  | 2-1 W  | 14-25-3 | 31  |
| 43 01/14/99 | at LA   | 0-3 L  | 14-26-3 | 31  |
| 44 01/16/99 | at SJ   | 3-3 T  | 14-26-4 | 32  |
| 45 01/19/99 | vs. DET | 3-1 W  |         |     |

# GAME-BY-GAME RESULTS

## 1997-98

| DATE        | OPP.    | RESULT   | RECORD   | PTS |
|-------------|---------|----------|----------|-----|
| 1 10/01/97  | vs. DET | 1-3 L    | 0-1-0    | 0   |
| 2 10/03/97  | vs. COL | 1-4 L    | 0-2-0    | 0   |
| 3 10/07/97  | vs. TOR | 1-2 L    | 0-3-0    | 0   |
| 4 10/09/97  | vs. NYR | 1-1 T    | 0-3-1    | 1   |
| 5 10/12/97  | at DET  | 4-4 T    | 0-3-2    | 2   |
| 6 10/14/97  | at DAL  | 4-5 L/OT | 0-4-2    | 2   |
| 7 10/17/97  | vs. COL | 6-5 W/OT | 1-4-2    | 4   |
| 8 10/18/97  | vs. BOS | 0-3 L    | 1-5-2    | 4   |
| 9 10/22/97  | at BUF  | 1-4 L    | 1-6-2    | 4   |
| 10 10/23/97 | at PHI  | 3-4 L    | 1-7-2    | 4   |
| 11 10/25/97 | at TOR  | 3-4 L    | 1-8-2    | 4   |
| 12 10/28/97 | vs. PIT | 6-3 W    | 2-8-2    | 6   |
| 13 10/30/97 | vs. PHX | 4-2 W    | 3-8-2    | 6   |
| 14 11/01/97 | at COL  | 3-3 T    | 3-8-3    | 9   |
| 15 11/02/97 | at PHX  | 1-3 L    | 3-9-3    | 9   |
| 16 11/05/97 | vs. TOR | 3-4 L    | 3-10-3   | 9   |
| 17 11/07/97 | vs. ANA | 3-4 L/OT | 3-11-3   | 9   |
| 18 11/09/97 | at DET  | 3-6 L    | 3-12-3   | 9   |
| 19 11/10/97 | at CHI  | 1-1 T    | 3-12-4   | 10  |
| 20 11/13/97 | vs. CAR | 2-4 L    | 3-13-4   | 10  |
| 21 11/15/97 | at EDM  | 2-2 T    | 3-13-5   | 11  |
| 22 11/18/97 | at NJ   | 1-2 L    | 3-14-5   | 11  |
| 23 11/20/97 | at FLA  | 2-1 W    | 4-14-5   | 13  |
| 24 11/22/97 | at TB   | 3-4 L    | 4-15-5   | 13  |
| 25 11/23/97 | at CAR  | 3-3 T    | 4-15-6   | 14  |
| 26 11/27/97 | vs. CHI | 2-2 T    | 4-15-7   | 15  |
| 27 11/29/97 | at ANA  | 3-2 W/OT | 5-15-7   | 17  |
| 28 12/01/97 | vs. SJ  | 3-2 W/OT | 6-15-7   | 19  |
| 29 12/03/97 | vs. DET | 3-4 L    | 6-16-7   | 19  |
| 30 12/05/97 | at DAL  | 1-4 L    | 6-17-7   | 19  |
| 31 12/06/97 | at STL  | 3-4 L/OT | 6-18-7   | 19  |
| 32 12/09/97 | at NYI  | 3-1 W    | 7-17-7   | 21  |
| 33 12/10/97 | at NYR  | 4-1 W    | 8-17-7   | 23  |
| 34 12/12/97 | vs. COL | 3-1 W    | 9-17-7   | 25  |
| 35 12/16/97 | vs. CHI | 4-3 W/OT | 10-17-7  | 27  |
| 36 12/18/97 | vs. DAL | 1-2 L    | 10-18-7  | 27  |
| 37 12/20/97 | at LA   | 1-4 L    | 10-20-7  | 27  |
| 38 12/22/97 | at ANA  | 1-5 L    | 10-21-7  | 27  |
| 39 12/23/97 | at PHX  | 2-2 T    | 10-21-8  | 28  |
| 40 12/27/97 | vs. PHI | 5-2 W    | 11-21-8  | 30  |
| 41 12/29/97 | vs. PHX | 3-5 L    | 11-22-8  | 30  |
| 42 12/31/97 | vs. MTL | 2-3 L    | 11-23-8  | 30  |
| 43 01/03/98 | at STL  | 3-4 L    | 11-24-8  | 30  |
| 44 01/05/98 | at CHI  | 1-1 T    | 11-24-9  | 31  |
| 45 01/06/98 | at COL  | 3-1 W    | 12-24-9  | 33  |
| 46 01/09/98 | vs. FLA | 3-3 T    | 12-24-10 | 34  |
| 47 01/11/98 | vs. STL | 1-5 L    | 12-25-10 | 34  |
| 48 01/14/98 | at EDM  | 2-5 L    | 12-26-10 | 34  |
| 49 01/20/98 | at LA   | 3-4 L    | 12-27-10 | 34  |
| 50 01/21/98 | at SJ   | 1-7 L    | 12-28-10 | 34  |
| 51 01/24/98 | vs. VAN | 5-2 W    | 13-28-10 | 36  |
| 52 01/28/98 | at ANA  | 5-2 W    | 14-28-10 | 38  |
| 53 01/29/98 | at LA   | 3-5 L    | 14-29-10 | 38  |
| 54 01/31/98 | vs. NJ  | 2-2 T    | 14-29-11 | 39  |
| 55 02/03/98 | vs. LA  | 3-6 L    | 14-30-11 | 39  |
| 56 02/05/98 | vs. SJ  | 4-2 W    | 15-30-11 | 41  |
| 57 02/08/98 | vs. EDM | 4-2 W    | 16-30-11 | 43  |
| 58 02/27/98 | vs. VAN | 4-4 T    | 16-30-12 | 44  |
| 59 03/01/98 | vs. OTT | 2-1 W    | 17-30-12 | 46  |
| 60 03/03/98 | vs. TB  | 2-1 W    | 18-30-12 | 48  |
| 61 03/05/98 | at VAN  | 6-2 W    | 19-30-12 | 50  |
| 62 03/07/98 | at OTT  | 1-2 L    | 19-31-12 | 50  |
| 63 03/09/98 | at WSH  | 2-1 W    | 19-32-12 | 50  |
| 64 03/11/98 | at PIT  | 1-4 L    | 19-33-12 | 50  |
| 65 03/12/98 | at BOS  | 5-2 W    | 20-33-12 | 52  |
| 66 03/14/98 | at TOR  | 1-2 L    | 20-34-12 | 52  |
| 67 03/16/98 | at MTL  | 3-3 T    | 20-34-13 | 53  |
| 68 03/20/98 | vs. NYI | 4-1 W    | 21-34-13 | 55  |
| 69 03/22/98 | vs. STL | 5-3 W    | 22-34-13 | 57  |
| 70 03/24/98 | vs. BUF | 0-2 L    | 22-35-13 | 57  |
| 71 03/26/98 | vs. WSH | 3-2 W    | 23-35-13 | 59  |
| 72 03/28/98 | vs. LA  | 5-2 W    | 24-35-13 | 61  |
| 73 03/30/98 | at EDM  | 1-3 L    | 24-36-13 | 61  |
| 74 04/01/98 | vs. DAL | 3-1 W    | 25-36-13 | 63  |
| 75 04/05/98 | at ANA  | 3-3 T    | 25-36-14 | 64  |
| 76 04/07/98 | at SJ   | 0-6 L    | 25-37-14 | 64  |
| 77 04/09/98 | vs. VAN | 3-6 L    | 25-38-14 | 64  |
| 78 04/11/98 | vs. EDM | 4-5 L    | 25-39-14 | 64  |
| 79 04/13/98 | at LA   | 2-4 L    | 25-40-14 | 64  |
| 80 04/15/98 | vs. SJ  | 3-3 T    | 25-40-15 | 65  |
| 81 04/17/98 | at VAN  | 4-2 W    | 26-40-15 | 67  |
| 82 04/18/98 | at SJ   | 1-4 L    | 26-41-15 | 67  |

## 1996-97

| DATE        | OPP.    | RESULT   | RECORD  | PTS |
|-------------|---------|----------|---------|-----|
| 1 10/05/96  | at VAN  | 1-3 L    | 0-1-0   | 0   |
| 2 10/06/96  | vs. BUF | 3-0 W    | 1-1-0   | 2   |
| 3 10/09/96  | vs. STL | 1-3 L    | 1-2-0   | 2   |
| 4 10/11/96  | at DET  | 2-1 W    | 2-2-0   | 4   |
| 5 10/13/96  | at PHI  | 1-0 W    | 3-2-0   | 6   |
| 6 10/14/96  | at NYR  | 4-5 L    | 3-3-0   | 6   |
| 7 10/16/96  | at MTL  | 2-4 L    | 3-4-0   | 6   |
| 8 10/20/96  | vs. EDM | 6-3 W    | 4-4-0   | 8   |
| 9 10/22/96  | vs. COL | 5-1 W    | 5-4-0   | 10  |
| 10 10/24/96 | vs. PIT | 7-5 W    | 6-4-0   | 12  |
| 11 10/26/96 | at LA   | 0-0 T    | 6-4-1   | 13  |
| 12 10/27/96 | at ANA  | 4-1 W    | 7-4-1   | 15  |
| 13 10/30/96 | at SJ   | 1-3 L    | 7-5-1   | 15  |
| 14 11/01/96 | vs. PHX | 2-3 L/OT | 7-6-1   | 15  |
| 15 11/02/96 | at VAN  | 3-4 L    | 7-7-1   | 15  |
| 16 11/09/96 | vs. STL | 3-3 T    | 7-8-1   | 15  |
| 17 11/13/96 | at DAL  | 3-2 L    | 7-8-2   | 16  |
| 18 11/14/96 | at CHI  | 2-1 W/OT | 8-8-2   | 18  |
| 19 11/16/96 | at STL  | 0-2 L    | 8-9-2   | 18  |
| 20 11/18/96 | vs. NYR | 5-3 W    | 9-9-2   | 20  |
| 21 11/20/96 | vs. DAL | 1-3 L    | 9-10-2  | 20  |
| 22 11/22/96 | vs. CHI | 2-5 L    | 9-11-2  | 20  |
| 23 11/23/96 | at EDM  | 2-3 L    | 9-12-2  | 20  |
| 24 11/26/96 | vs. EDM | 1-10 L   | 9-13-2  | 20  |
| 25 11/28/96 | vs. LA  | 2-0 W    | 10-13-2 | 22  |
| 26 11/30/96 | at PHX  | 1-3 L    | 10-14-2 | 22  |
| 27 12/03/96 | at NYI  | 1-3 L    | 10-15-2 | 22  |
| 28 12/05/96 | at NJ   | 1-2 L    | 10-16-2 | 22  |
| 29 12/07/96 | at BOS  | 1-1 T    | 10-16-3 | 23  |
| 30 12/10/96 | vs. OTT | 5-5 T    | 10-16-4 | 24  |
| 31 12/12/96 | at LA   | 5-1 W    | 11-16-4 | 26  |
| 32 12/14/96 | vs. COL | 4-1 W    | 12-16-4 | 28  |
| 33 12/16/96 | vs. NJ  | 0-5 L    | 12-17-4 | 28  |
| 34 12/18/96 | vs. DET | 3-3 T    | 12-17-5 | 29  |
| 35 12/20/96 | at ANA  | 0-7 L    | 12-18-5 | 29  |
| 36 12/22/96 | at PHX  | 7-2 W    | 13-18-5 | 31  |
| 37 12/23/96 | at COL  | 3-4 L    | 13-19-5 | 31  |
| 38 12/29/96 | vs. PHI | 2-4 L    | 13-20-5 | 31  |
| 39 12/31/96 | vs. SJ  | 1-5 L    | 13-21-5 | 31  |
| 40 01/02/97 | at COL  | 2-3 L    | 13-22-5 | 31  |
| 41 01/04/97 | at SJ   | 4-3 W    | 14-22-5 | 33  |
| 42 01/07/97 | vs. TOR | 4-3 W/OT | 15-22-5 | 35  |
| 43 01/09/97 | vs. HFD | 3-2 W    | 16-22-5 | 37  |
| 44 01/11/97 | vs. FLA | 1-4 L    | 16-23-5 | 37  |
| 45 01/13/97 | vs. ANA | 2-1 W    | 17-23-5 | 39  |
| 46 01/17/97 | at PIT  | 2-4 L    | 17-24-5 | 39  |
| 47 01/22/97 | at TOR  | 3-5 L    | 17-25-5 | 39  |
| 48 01/24/97 | at OTT  | 2-2 T    | 17-25-6 | 40  |
| 49 01/28/97 | vs. NYI | 4-3 W    | 18-25-6 | 42  |
| 50 01/30/97 | vs. SJ  | 3-6 L    | 18-26-6 | 42  |
| 51 02/01/97 | vs. VAN | 3-0 W    | 19-26-6 | 44  |
| 52 02/03/97 | vs. LA  | 2-5 L    | 19-27-6 | 44  |
| 53 02/05/97 | at EDM  | 2-3 L    | 19-28-6 | 44  |
| 54 02/07/97 | vs. WSH | 5-2 W    | 20-28-6 | 46  |
| 55 02/09/97 | vs. ANA | 6-1 W    | 21-28-6 | 48  |
| 56 02/11/97 | vs. BOS | 5-1 W    | 22-28-6 | 50  |
| 57 02/13/97 | vs. EDM | 3-2 W/OT | 23-28-6 | 52  |
| 58 02/15/97 | vs. TOR | 3-0 W    | 24-28-6 | 54  |
| 59 02/18/97 | at BUF  | 5-5 T    | 24-28-7 | 55  |
| 60 02/19/97 | at DET  | 0-4 L    | 24-29-7 | 55  |
| 61 02/21/97 | at DAL  | 2-4 L    | 24-30-7 | 55  |
| 62 02/23/97 | at STL  | 5-3 W    | 25-30-7 | 57  |
| 63 02/26/97 | vs. PHX | 2-5 L    | 25-31-7 | 57  |
| 64 02/28/97 | vs. MTL | 3-2 W    | 26-31-7 | 59  |
| 65 03/01/97 | vs. DAL | 4-1 W    | 27-31-7 | 61  |
| 66 03/04/97 | at WSH  | 1-2 L    | 27-32-7 | 61  |
| 67 03/05/97 | at HFD  | 0-1 L    | 27-33-7 | 61  |
| 68 03/07/97 | at FLA  | 3-1 W    | 28-33-7 | 63  |
| 69 03/09/97 | at TB   | 1-2 L/OT | 28-34-7 | 63  |
| 70 03/12/97 | at COL  | 3-2 W    | 29-34-7 | 65  |
| 71 03/15/97 | at LA   | 5-2 W    | 30-34-7 | 67  |
| 72 03/16/97 | at ANA  | 2-2 T    | 30-34-8 | 68  |
| 73 03/19/97 | vs. SJ  | 4-2 W    | 31-34-8 | 70  |
| 74 03/21/97 | vs. TB  | 3-4 L/OT | 31-35-8 | 70  |
| 75 03/25/97 | vs. ANA | 3-2 W    | 32-35-8 | 72  |
| 76 03/29/97 | vs. VAN | 2-5 L    | 32-36-8 | 72  |
| 77 04/02/97 | vs. COL | 1-5 L    | 32-37-8 | 72  |
| 78 04/04/97 | at VAN  | 3-3 T    | 32-37-9 | 73  |
| 79 04/06/97 | vs. CHI | 1-2 L    | 32-38-9 | 73  |
| 80 04/08/97 | vs. DET | 2-3 L    | 32-39-9 | 73  |
| 81 04/11/97 | at CHI  | 3-7 L    | 32-40-9 | 73  |
| 82 04/12/97 | at TOR  | 1-4 L    | 32-41-9 | 73  |

## 1995-96

| DATE        | OPP.    | RESULT   | RECORD  | PTS |
|-------------|---------|----------|---------|-----|
| 1 10/07/95  | at TB   | 3-3 T    | 0-0-1   | 1   |
| 2 10/08/95  | at FLA  | 3-4 L    | 0-1-1   | 1   |
| 3 10/10/95  | at DAL  | 3-7 L    | 0-2-1   | 1   |
| 4 10/15/95  | at CHI  | 1-1 T    | 0-2-2   | 2   |
| 5 10/17/95  | at DET  | 3-3 T    | 0-2-3   | 3   |
| 6 10/19/95  | at OTT  | 2-4 L    | 0-3-3   | 3   |
| 7 10/20/95  | at TOR  | 3-4 L/OT | 0-4-3   | 3   |
| 8 10/25/95  | at COL  | 2-3 L    | 0-5-3   | 3   |
| 9 10/27/95  | vs. DET | 0-3 L    | 0-6-3   | 3   |
| 10 10/29/95 | at ANA  | 2-7 L    | 0-7-3   | 3   |
| 11 10/31/95 | at LA   | 2-1 W    | 1-7-3   | 5   |
| 12 11/01/95 | at ANA  | 1-6 L    | 1-8-3   | 5   |
| 13 11/04/95 | vs. VAN | 4-4 T    | 1-8-4   | 6   |
| 14 11/06/95 | at NYR  | 2-4 L    | 1-9-4   | 6   |
| 15 11/08/95 | at PHI  | 2-1 W    | 2-9-4   | 8   |
| 16 11/09/95 | at PHI  | 1-3 L    | 2-10-4  | 8   |
| 17 11/11/95 | vs. MTL | 0-4 L    | 2-11-4  | 8   |
| 18 11/14/95 | vs. EDM | 4-2 W    | 3-11-4  | 10  |
| 19 11/18/95 | vs. COL | 3-5 L    | 3-12-4  | 10  |
| 20 11/19/95 | at COL  | 2-5 L    | 3-13-4  | 10  |
| 21 11/21/95 | vs. ANA | 2-3 L    | 3-14-4  | 10  |
| 22 11/24/95 | vs. EDM | 2-5 L    | 3-15-4  | 10  |
| 23 11/26/95 | vs. CHI | 2-2 T    | 3-15-5  | 11  |
| 24 11/29/95 | at SJ   | 5-3 W    | 4-15-5  | 13  |
| 25 12/01/95 | at EDM  | 8-2 W    | 5-15-5  | 15  |
| 26 12/03/95 | at WPG  | 2-5 L    | 5-16-5  | 15  |
| 27 12/05/95 | vs. STL | 1-1 T    | 5-16-6  | 16  |
| 28 12/09/95 | vs. VAN | 3-4 L    | 5-17-6  | 16  |
| 29 12/11/95 | at LA   | 6-2 W    | 6-17-6  | 18  |
| 30 12/13/95 | at DAL  | 8-4 W    | 7-17-6  | 20  |
| 31 12/14/95 | at STL  | 3-3 T    | 7-17-7  | 21  |
| 32 12/16/95 | vs. BOS | 3-6 L    | 7-18-7  | 21  |
| 33 12/19/95 | at PIT  | 1-7 L    | 7-19-7  | 21  |
| 34 12/20/95 | at HFD  | 3-2 W    | 8-19-7  | 23  |
| 35 12/22/95 | vs. DET | 1-5 L    | 8-20-7  | 23  |
| 36 12/26/95 | at VAN  | 4-2 W    | 9-20-7  | 25  |
| 37 12/27/95 | vs. TOR | 4-0 W    | 10-20-7 | 27  |
| 38 12/29/95 | vs. PHI | 2-3 L    | 10-21-7 | 27  |
| 39 12/31/95 | vs. NYR | 3-1 W    | 11-21-7 | 29  |
| 40 01/02/96 | vs. TB  | 10-0 W   | 12-21-7 | 31  |
| 41 01/05/96 | vs. ANA | 1-3 L    | 12-22-7 | 31  |
| 42 01/06/96 | vs. FLA | 2-0 W    | 13-22-7 | 33  |
| 43 01/10/96 | vs. HFD | 3-2 W/OT | 14-22-7 | 35  |
| 44 01/12/96 | vs. BUF | 3-1 W    | 15-22-7 | 37  |
| 45 01/14/96 | at COL  | 4-4 T    | 15-22-8 | 38  |
| 46 01/16/96 | at LA   | 5-5 T    | 15-22-9 | 39  |
| 47 01/17/96 | at ANA  | 4-1 W    | 16-22-9 | 41  |
| 48 01/24/96 | vs. NYI | 4-1 W    | 17-22-9 | 43  |
| 49 01/26/96 | vs. DAL | 2-4 L    |         |     |

# GAME-BY-GAME RESULTS

## 1994-95

| DATE        | OPP.    | RESULT   | RECORD  | PTS |
|-------------|---------|----------|---------|-----|
| 1 01/20/95  | at WPG  | 3-3 T    | 0-0-1   | 1   |
| 1 01/22/95  | at DET  | 4-1 W    | 1-0-1   | 3   |
| 3 01/24/95  | vs. STL | 6-4 W    | 2-0-1   | 5   |
| 4 01/26/95  | at DET  | 1-5 L    | 2-1-1   | 5   |
| 5 01/28/95  | at TOR  | 1-2 L    | 2-2-1   | 5   |
| 6 02/01/95  | vs. DET | 2-1 W    | 3-2-1   | 7   |
| 7 02/03/95  | vs. CHI | 3-4 L/OT | 3-3-1   | 7   |
| 8 02/04/95  | vs. TOR | 4-1 W    | 4-3-1   | 9   |
| 9 02/06/95  | vs. WPG | 4-5 L    | 4-4-1   | 9   |
| 10 02/09/95 | vs. ANA | 5-1 W    | 5-4-1   | 11  |
| 11 02/11/95 | at DAL  | 6-0 W    | 6-4-1   | 13  |
| 12 02/13/95 | at STL  | 2-4 L    | 6-5-1   | 13  |
| 13 02/16/95 | at CHI  | 2-2 T    | 6-5-2   | 14  |
| 14 02/18/95 | vs. DAL | 3-2 W/OT | 7-5-2   | 16  |
| 15 02/20/95 | vs. DAL | 1-2 L    | 7-6-2   | 16  |
| 16 02/23/95 | at LA   | 3-3 T    | 7-6-3   | 17  |
| 17 02/24/95 | at SJ   | 3-0 W    | 8-6-3   | 19  |
| 18 02/26/95 | at ANA  | 5-3 W    | 9-6-3   | 21  |
| 19 02/28/95 | vs. EDM | 5-2 W    | 10-6-3  | 23  |
| 20 03/02/95 | vs. VAN | 2-2 T    | 10-6-4  | 24  |
| 21 03/04/95 | at TOR  | 2-3 L    | 10-7-4  | 24  |
| 22 03/05/95 | at WPG  | 2-3 L    | 10-8-4  | 24  |
| 23 03/07/95 | at CHI  | 6-3 W    | 11-8-4  | 26  |
| 24 03/09/95 | at STL  | 1-5 L    | 11-9-4  | 26  |
| 25 03/12/95 | at DAL  | 4-4 T    | 11-9-5  | 27  |
| 26 03/15/95 | vs. ANA | 0-5 L    | 11-10-5 | 27  |
| 27 03/17/95 | vs. WPG | 8-4 W    | 12-10-5 | 29  |
| 28 03/19/95 | vs. SJ  | 3-5 L    | 12-11-5 | 29  |
| 29 03/21/95 | at EDM  | 2-5 L    | 12-12-5 | 29  |
| 30 03/22/95 | vs. STL | 4-3 W    | 13-12-5 | 31  |
| 31 03/24/95 | vs. DET | 3-2 W    | 14-12-5 | 33  |
| 32 03/26/95 | vs. VAN | 2-0 W    | 15-12-5 | 35  |
| 33 03/28/95 | vs. LA  | 3-5 L    | 15-13-5 | 35  |
| 34 03/31/95 | at EDM  | 6-2 W    | 16-13-5 | 37  |
| 35 04/04/95 | vs. CHI | 3-2 W    | 17-13-5 | 39  |
| 36 04/07/95 | vs. LA  | 7-4 W    | 18-13-5 | 41  |
| 37 04/08/95 | vs. VAN | 2-4 L    | 18-14-5 | 41  |
| 38 04/10/95 | vs. SJ  | 8-3 W    | 19-15-5 | 43  |
| 39 04/12/95 | at LA   | 4-1 W    | 20-15-5 | 45  |
| 40 04/13/95 | at ANA  | 2-4 L    | 20-16-5 | 45  |
| 41 04/15/95 | at EDM  | 4-2 W    | 21-16-5 | 47  |
| 42 04/17/95 | vs. LA  | 5-2 W    | 22-16-5 | 49  |
| 43 04/20/95 | at VAN  | 2-2 T    | 22-16-6 | 50  |
| 44 04/24/95 | at ANA  | 1-2 L    | 22-17-6 | 50  |
| 45 04/25/95 | at SJ   | 3-2 W    | 23-17-6 | 52  |
| 46 04/29/95 | vs. TOR | 2-2 T    | 23-17-7 | 53  |
| 47 04/30/95 | at VAN  | 4-6 L    | 23-17-7 | 53  |
| 48 05/03/95 | vs. EDM | 5-3 W    | 24-17-7 | 55  |

## 1993-94

| DATE        | OPP.    | RESULT   | RECORD   | PTS |
|-------------|---------|----------|----------|-----|
| 1 10/5/93   | vs. NYI | 2-1 W    | 1-0-0    | 2   |
| 2 10/7/93   | vs. SJ  | 6-2 W    | 2-0-0    | 4   |
| 3 10/9/93   | at VAN  | 5-1 W    | 3-0-0    | 6   |
| 4 10/14/93  | at SJ   | 2-1 W    | 4-0-0    | 8   |
| 5 10/16/93  | at LA   | 4-8 L    | 4-1-0    | 8   |
| 6 10/17/93  | at ANA  | 2-2 T    | 4-1-1    | 9   |
| 7 10/20/93  | at EDM  | 5-3 W    | 5-1-1    | 11  |
| 8 10/21/93  | vs. VAN | 3-6 L    | 5-2-1    | 11  |
| 9 10/23/93  | vs. BOS | 3-3 T    | 5-2-2    | 12  |
| 10 10/25/93 | vs. WSH | 3-2 W/OT | 6-2-2    | 14  |
| 11 10/27/93 | vs. BUF | 3-5 L    | 6-3-2    | 14  |
| 12 10/30/93 | vs. EDM | 4-1 W    | 7-3-2    | 16  |
| 13 10/31/93 | at WPG  | 4-3 W    | 8-3-2    | 18  |
| 14 11/3/93  | at HFD  | 6-3 W    | 9-3-2    | 20  |
| 15 11/4/93  | at BOS  | 3-6 L    | 9-4-2    | 20  |
| 16 11/6/93  | at MTL  | 4-3 W    | 10-4-2   | 22  |
| 17 11/9/93  | vs. LA  | 3-2 W    | 11-4-2   | 24  |
| 18 11/11/93 | vs. ANA | 5-4 W    | 12-4-2   | 26  |
| 19 11/13/93 | vs. VAN | 4-3 W    | 13-4-2   | 28  |
| 20 11/15/93 | vs. WPG | 7-2 W    | 14-4-2   | 30  |
| 21 11/18/93 | at STL  | 3-3 T    | 14-4-3   | 31  |
| 22 11/20/93 | at DAL  | 3-4 L    | 14-5-3   | 31  |
| 23 11/22/93 | vs. ANA | 1-2 L    | 14-6-3   | 31  |
| 24 11/24/93 | vs. TOR | 5-3 W    | 15-6-3   | 33  |
| 25 11/26/93 | vs. CHI | 3-6 L    | 15-7-3   | 33  |
| 26 11/30/93 | vs. DAL | 2-2 T    | 15-7-4   | 34  |
| 27 12/4/93  | vs. PHI | 6-0 W    | 16-7-4   | 36  |
| 28 12/6/93  | at OTT  | 6-1 W    | 17-7-4   | 38  |
| 29 12/7/93  | at QUE  | 4-4 T    | 17-7-5   | 39  |
| 30 12/10/93 | at BUF  | 2-6 L    | 17-8-5   | 39  |
| 31 12/11/93 | at TOR  | 1-3 L    | 17-9-5   | 39  |
| 32 12/14/93 | vs. VAN | 8-4 W    | 18-9-5   | 41  |
| 33 12/17/93 | vs. STL | 3-4 L    | 18-10-5  | 41  |
| 34 12/18/93 | vs. WPG | 5-4 W/OT | 19-10-5  | 43  |
| 35 12/20/93 | vs. LA  | 4-5 L/OT | 19-11-5  | 43  |
| 36 12/22/93 | at EDM  | 3-7 L    | 19-12-5  | 43  |
| 37 12/23/93 | at VAN  | 3-4 L    | 19-13-5  | 43  |
| 38 12/28/93 | at SJ   | 3-3 T    | 19-13-6  | 44  |
| 39 12/30/93 | vs. EDM | 7-1 W    | 20-13-6  | 46  |
| 40 12/31/93 | vs. MTL | 2-5 L    | 20-14-6  | 46  |
| 41 01/02/94 | at STL  | 3-4 L/OT | 20-15-6  | 46  |
| 42 01/05/94 | at NYR  | 4-1 W    | 21-15-6  | 48  |
| 43 01/07/94 | at NYI  | 2-6 L    | 21-16-6  | 48  |
| 44 01/08/94 | at PIT  | 2-2 T    | 21-16-7  | 49  |
| 45 01/11/94 | vs. QUE | 1-0 W    | 22-16-7  | 51  |
| 46 01/15/94 | vs. OTT | 10-0 W   | 23-16-7  | 53  |
| 47 01/17/94 | at SJ   | 2-3 L    | 23-17-7  | 53  |
| 48 01/19/94 | at VAN  | 4-3 W    | 24-17-7  | 55  |
| 49 01/24/94 | vs. LA  | 3-3 T    | 24-17-8  | 56  |
| 50 01/26/94 | vs. DAL | 2-3 L    | 24-18-8  | 56  |
| 51 01/28/94 | vs. NJ  | 2-2 T    | 24-18-9  | 57  |
| 52 01/29/94 | vs. STL | 3-5 L    | 24-19-9  | 57  |
| 53 02/02/94 | at ANA  | 4-2 W    | 25-19-9  | 59  |
| 54 02/05/94 | at LA   | 5-4 W/OT | 26-19-9  | 61  |
| 55 02/07/94 | vs. EDM | 4-3 W    | 27-19-9  | 63  |
| 56 02/09/94 | at EDM  | 6-1 W    | 28-19-9  | 65  |
| 57 02/11/94 | vs. HFD | 4-1 W    | 29-19-9  | 67  |
| 58 02/12/94 | vs. TOR | 3-2 W    | 30-19-9  | 69  |
| 59 02/14/94 | vs. CHI | 2-4 L    | 30-20-9  | 69  |
| 60 02/18/94 | at DAL  | 2-4 L    | 30-21-9  | 69  |
| 61 02/20/94 | at WPG  | 5-2 W    | 31-21-9  | 71  |
| 62 02/22/94 | at VAN  | 4-4 T    | 31-21-10 | 72  |
| 63 02/24/94 | vs. TB  | 0-4 L    | 31-22-10 | 72  |
| 64 02/26/94 | vs. LA  | 4-2 W    | 32-22-10 | 74  |
| 65 03/01/94 | at DET  | 2-5 L    | 32-23-10 | 74  |
| 66 03/03/94 | at CHI  | 2-4 L    | 32-24-10 | 74  |
| 67 03/05/94 | at NJ   | 3-6 L    | 32-25-10 | 74  |
| 68 03/06/94 | at WSH  | 4-4 T    | 32-25-11 | 75  |
| 69 03/09/94 | vs. DET | 1-5 L    | 32-26-11 | 75  |
| 70 03/11/94 | vs. FLA | 4-2 W    | 33-26-11 | 77  |
| 71 03/12/94 | vs. SJ  | 2-0 W    | 34-26-11 | 79  |
| 72 03/15/94 | at TB   | 7-3 W    | 35-26-11 | 81  |
| 73 03/16/94 | at FLA  | 1-2 L    | 35-27-11 | 81  |
| 74 03/20/94 | at TOR  | 6-3 W    | 36-27-11 | 83  |
| 75 03/22/94 | vs. NYR | 4-4 T    | 36-27-12 | 84  |
| 76 03/26/94 | vs. PIT | 5-3 W    | 37-27-12 | 86  |
| 77 03/31/94 | at PHI  | 4-1 W    | 38-27-12 | 88  |
| 78 04/02/94 | at DET  | 3-3 T    | 38-27-13 | 89  |
| 79 04/03/94 | at CHI  | 1-2 L    | 38-28-13 | 89  |
| 80 04/06/94 | vs. ANA | 4-2 W    | 39-28-13 | 91  |
| 81 04/08/94 | vs. SJ  | 5-2 W    | 40-28-13 | 93  |
| 82 04/09/94 | vs. DET | 4-2 W    | 41-28-13 | 95  |
| 83 04/11/94 | at ANA  | 3-0 W    | 42-28-13 | 97  |
| 84 04/13/94 | at LA   | 4-6 L    | 42-29-13 | 97  |

## 1992-93

| DATE        | OPP.    | RESULT   | RECORD   | PTS |
|-------------|---------|----------|----------|-----|
| 1 10/06/92  | vs. LA  | 4-5 L    | 0-1-0    | 0   |
| 2 10/08/92  | vs. EDM | 7-2 W    | 1-1-0    | 2   |
| 3 10/10/92  | vs. TOR | 3-2 W    | 2-1-0    | 4   |
| 4 10/13/92  | at MNS  | 4-3 W    | 3-1-0    | 6   |
| 5 10/15/92  | at LA   | 4-4 L    | 3-2-0    | 6   |
| 6 10/17/92  | at SJ   | 6-2 W    | 4-2-0    | 8   |
| 7 10/20/92  | vs. LA  | 6-2 W    | 5-2-0    | 10  |
| 8 10/22/92  | vs. BOS | 2-4 L    | 5-3-0    | 10  |
| 9 10/25/92  | at EDM  | 4-0 W    | 6-3-0    | 12  |
| 10 10/28/92 | at WPG  | 7-5 W    | 7-3-0    | 14  |
| 11 10/30/92 | vs. WSH | 1-3 L    | 7-4-0    | 14  |
| 12 10/31/92 | vs. MNS | 5-3 W    | 8-4-0    | 16  |
| 13 11/02/92 | vs. VAN | 5-3 W    | 9-4-0    | 18  |
| 14 11/04/92 | at VAN  | 5-5 T    | 9-4-1    | 19  |
| 15 11/06/92 | vs. OTT | 8-4 W    | 10-4-1   | 21  |
| 16 11/08/92 | at QUE  | 5-5 T    | 10-4-2   | 22  |
| 17 11/09/92 | at MTL  | 2-5 L    | 10-5-2   | 22  |
| 18 11/11/92 | at HFD  | 4-3 W    | 11-5-2   | 24  |
| 19 11/12/92 | at BOS  | 3-5 L    | 11-6-2   | 24  |
| 20 11/14/92 | at TB   | 5-3 W    | 12-6-2   | 26  |
| 21 11/19/92 | vs. VAN | 4-3 W    | 13-6-2   | 28  |
| 22 11/21/92 | vs. NYI | 3-4 L    | 13-7-2   | 28  |
| 23 11/25/92 | vs. SJ  | 3-4 L/OT | 13-8-2   | 28  |
| 24 11/27/92 | vs. TB  | 3-2 W/OT | 14-8-2   | 30  |
| 25 11/28/92 | vs. CHI | 2-5 L    | 14-9-2   | 30  |
| 26 12/02/92 | vs. WPG | 3-3 T    | 14-9-3   | 31  |
| 27 12/04/92 | vs. STL | 5-3 W    | 15-9-3   | 33  |
| 28 12/07/92 | vs. EDM | 6-3 W    | 16-9-3   | 35  |
| 29 12/08/92 | at EDM  | 1-3 L    | 16-10-3  | 35  |
| 30 12/11/92 | at TOR  | 6-3 W    | 17-10-3  | 37  |
| 31 12/12/92 | at OTT  | 1-1 T    | 17-10-4  | 38  |
| 32 12/14/92 | at DET  | 3-0 W    | 18-10-4  | 40  |
| 33 12/15/92 | at NYR  | 3-0 W    | 19-10-4  | 42  |
| 34 12/19/92 | vs. LA  | 5-3 W    | 20-10-4  | 44  |
| 35 12/21/92 | vs. EDM | 3-2 W/OT | 21-10-4  | 46  |
| 36 12/23/92 | at WPG  | 4-3 W    | 22-10-4  | 48  |
| 37 12/27/92 | at EDM  | 7-3 W    | 23-10-4  | 50  |
| 38 12/31/92 | vs. MTL | 5-3 W    | 24-10-4  | 52  |
| 39 01/02/93 | vs. PHI | 7-3 W    | 25-10-4  | 54  |
| 40 01/05/93 | vs. WPG | 2-2 T    | 25-11-4  | 54  |
| 41 01/07/93 | at STL  | 2-3 L/OT | 25-12-4  | 54  |
| 42 01/09/93 | at PIT  | 2-3 L    | 25-13-4  | 54  |
| 43 01/10/93 | at BUF  | 5-5 L    | 25-14-4  | 54  |
| 44 01/12/93 | at NYI  | 2-8 L    | 25-15-4  | 54  |
| 45 01/14/93 | at PHI  | 4-4 T    | 25-15-5  | 54  |
| 46 01/16/93 | at MNS  | 2-4 L    | 25-16-5  | 55  |
| 47 01/19/93 | vs. LA  | 2-3 L/OT | 25-17-5  | 55  |
| 48 01/22/93 | vs. WPG | 4-4 T    | 25-17-6  | 56  |
| 49 01/23/93 | vs. PIT | 3-4 L    | 25-18-6  | 56  |
| 50 01/26/93 | vs. DET | 1-9 L    | 25-19-6  | 56  |
| 51 01/28/93 | at LA   | 2-1 W    | 26-19-6  | 58  |
| 52 01/30/93 | at SJ   | 5-4 W    | 27-19-6  | 60  |
| 53 02/02/93 | at WSH  | 6-4 W    | 28-19-6  | 62  |
| 54 02/03/93 | at NJ   | 5-4 W    | 29-19-6  | 64  |
| 55 02/10/93 | vs. SJ  | 13-1 W   | 30-19-6  | 66  |
| 56 02/12/93 | vs. QUE | 4-4 T    | 30-19-7  | 67  |
| 57 02/13/93 | vs. HFD | 4-3 W    | 31-19-7  | 69  |
| 58 02/16/93 | vs. PHI | 4-4 T    | 31-19-8  | 70  |
| 59 02/17/93 | at TOR  | 2-4 L    | 31-20-8  | 70  |
| 60 02/19/93 | at DET  | 3-3 T    | 31-20-9  | 71  |
| 61 02/21/93 | at CHI  | 3-4 L    | 31-21-9  | 71  |
| 62 02/23/93 | at NYR  | 6-3 W    | 32-21-9  | 73  |
| 63 02/26/93 | vs. SJ  | 4-4 T    | 32-21-10 | 74  |
| 64 02/27/93 | vs. SJ  | 5-4 W    | 33-21-10 | 76  |
| 65 03/02/93 | at LA   | 2-6 L    | 33-22-10 | 76  |
| 66 03/04/93 | at STL  | 1-2 L    | 33-23-10 | 76  |
| 67 03/06/93 | at TB   | 4-7 L    | 33-24-10 | 76  |
| 68 03/11/93 | vs. DET | 6-3 W    | 34-24-10 | 78  |
| 69 03/13/93 | vs. NJ  | 4-3 W    | 35-24-10 | 80  |
| 70 03/14/93 | vs. VAN | 3-2 W    | 36-24-10 | 82  |
| 71 03/16/93 | vs. CHI | 0-1 L    | 36-25-10 | 82  |
| 72 03/21/93 | at WPG  | 2-4 L    | 36-26-10 | 82  |
| 73 03/24/93 | vs. STL | 2-4 L    | 36-27-10 | 82  |
| 74 03/26/93 | at VAN  | 3-1 W    | 37-27-10 | 84  |
| 75 03/28/93 | vs. TOR | 0-4 L    | 37-28-10 | 84  |
| 76 03/30/93 | vs. WPG | 4-5 L    | 37-29-10 | 84  |
| 77 04/01/93 | vs. MNS | 5-3 W    | 38-29-10 | 86  |
| 78 04/03/93 | at SJ   | 3-2 W/OT | 39-29-10 | 88  |
| 79 04/04/93 | at SJ   | 4-3 W    | 40-29-10 | 90  |
| 80 04/06/93 | at LA   | 3-3 T    | 40-29-11 | 91  |
| 81 04/09    |         |          |          |     |



















# 2007-08 RESULTS



# NHL STATISTICS 2007-2008

## WESTERN CONFERENCE

### CENTRAL DIVISION

| TEAM      | RANK | GP | W  | L  | OTL | PTS | GF  | GA  |
|-----------|------|----|----|----|-----|-----|-----|-----|
| Detroit   | 1    | 82 | 54 | 21 | 7   | 257 | 184 | 115 |
| Nashville | 8    | 82 | 41 | 32 | 9   | 230 | 229 | 91  |
| Chicago   | 10   | 82 | 40 | 34 | 8   | 239 | 235 | 88  |
| Columbus  | 13   | 82 | 34 | 36 | 12  | 193 | 218 | 80  |
| St. Louis | 14   | 82 | 33 | 36 | 13  | 205 | 237 | 79  |

### NORTHWEST DIVISION

| TEAM           | RANK     | GP        | W         | L         | OTL       | PTS        | GF         | GA        |
|----------------|----------|-----------|-----------|-----------|-----------|------------|------------|-----------|
| Minnesota      | 3        | 82        | 44        | 28        | 10        | 223        | 218        | 98        |
| Colorado       | 6        | 82        | 44        | 31        | 7         | 231        | 219        | 95        |
| <b>CALGARY</b> | <b>7</b> | <b>82</b> | <b>42</b> | <b>30</b> | <b>10</b> | <b>229</b> | <b>227</b> | <b>94</b> |
| Edmonton       | 9        | 82        | 41        | 35        | 6         | 235        | 251        | 88        |
| Vancouver      | 11       | 82        | 39        | 33        | 10        | 213        | 215        | 88        |

### PACIFIC DIVISION

| TEAM        | RANK | GP | W  | L  | OTL | PTS | GF  | GA  |
|-------------|------|----|----|----|-----|-----|-----|-----|
| San Jose    | 2    | 82 | 49 | 23 | 10  | 222 | 193 | 108 |
| Anaheim     | 4    | 82 | 47 | 27 | 8   | 205 | 191 | 102 |
| Dallas      | 5    | 82 | 45 | 30 | 7   | 242 | 207 | 97  |
| Phoenix     | 12   | 82 | 38 | 37 | 7   | 214 | 231 | 83  |
| Los Angeles | 15   | 82 | 32 | 43 | 7   | 231 | 266 | 71  |

## EASTERN CONFERENCE

### ATLANTIC DIVISION

| TEAM         | RANK | GP | W  | L  | OTL | PTS | GF  | GA  |
|--------------|------|----|----|----|-----|-----|-----|-----|
| Pittsburgh   | 2    | 82 | 47 | 27 | 8   | 247 | 216 | 102 |
| New Jersey   | 4    | 82 | 46 | 29 | 7   | 206 | 197 | 99  |
| NY Rangers   | 5    | 82 | 42 | 27 | 13  | 213 | 199 | 97  |
| Philadelphia | 6    | 82 | 42 | 29 | 11  | 248 | 233 | 95  |
| NY Islanders | 13   | 82 | 35 | 38 | 9   | 194 | 243 | 79  |

### NORTHEAST DIVISION

| TEAM     | RANK | GP | W  | L  | OTL | PTS | GF  | GA  |
|----------|------|----|----|----|-----|-----|-----|-----|
| Montreal | 1    | 82 | 47 | 25 | 10  | 262 | 222 | 104 |
| Ottawa   | 7    | 82 | 43 | 31 | 8   | 261 | 247 | 94  |
| Boston   | 8    | 82 | 41 | 29 | 12  | 212 | 222 | 94  |
| Buffalo  | 10   | 82 | 39 | 31 | 12  | 255 | 242 | 90  |
| Toronto  | 12   | 82 | 36 | 35 | 11  | 231 | 260 | 83  |

### SOUTHEAST DIVISION

| TEAM       | RANK | GP | W  | L  | OTL | PTS | GF  | GA |
|------------|------|----|----|----|-----|-----|-----|----|
| Washington | 3    | 82 | 43 | 31 | 8   | 242 | 231 | 94 |
| Carolina   | 9    | 82 | 43 | 33 | 6   | 252 | 249 | 92 |
| Florida    | 11   | 82 | 38 | 35 | 9   | 216 | 226 | 85 |
| Atlanta    | 14   | 82 | 34 | 40 | 8   | 216 | 272 | 76 |
| Tampa Bay  | 15   | 82 | 31 | 42 | 9   | 223 | 267 | 71 |

# NHL STATISTICS 2007-2008

## SCORING LEADERS

| PLAYER               | TEAM       | GP        | G         | A         | PTS       | +/-       |
|----------------------|------------|-----------|-----------|-----------|-----------|-----------|
| Alex Ovechkin        | WSH        | 82        | 65        | 47        | 112       | 28        |
| Evgeni Malkin        | PIT        | 82        | 47        | 59        | 106       | 16        |
| <b>Jarome Iginla</b> | <b>CGY</b> | <b>82</b> | <b>50</b> | <b>48</b> | <b>98</b> | <b>27</b> |
| Pavel Datsyuk        | DET        | 82        | 31        | 66        | 97        | 41        |
| Joe Thornton         | SJ         | 82        | 29        | 67        | 96        | 18        |

## DEFENSE SCORING LEADERS

| PLAYER              | TEAM       | GP        | G         | A         | PTS       | +/-       |
|---------------------|------------|-----------|-----------|-----------|-----------|-----------|
| Nicklas Lidstrom    | DET        | 76        | 10        | 60        | 70        | 40        |
| Sergei Gonchar      | PIT        | 78        | 12        | 53        | 65        | 13        |
| Mark Streit         | MTL        | 81        | 13        | 49        | 62        | -6        |
| Brian Campbell      | BUF/SJ     | 83        | 8         | 54        | 62        | 8         |
| <b>Dion Phaneuf</b> | <b>CGY</b> | <b>82</b> | <b>17</b> | <b>43</b> | <b>60</b> | <b>12</b> |

## GOAL LEADERS

| PLAYER               | TEAM       | GP        | G         |
|----------------------|------------|-----------|-----------|
| Alexander Ovechkin   | WSH        | 82        | 65        |
| Ilya Kovalchuk       | ATL        | 79        | 52        |
| <b>Jarome Iginla</b> | <b>CGY</b> | <b>82</b> | <b>50</b> |
| Evgeni Malkin        | PIT        | 82        | 47        |
| Brad Boyes           | STL        | 82        | 43        |

## GAME WINNING GOAL LEADERS

| PLAYER               | TEAM       | GP        | GWG      |
|----------------------|------------|-----------|----------|
| Alexander Ovechkin   | WSH        | 82        | 11       |
| Jeremy Roenick       | SJ         | 69        | 10       |
| <b>Jarome Iginla</b> | <b>CGY</b> | <b>82</b> | <b>9</b> |
| Thomas Vanek         | BUF        | 82        | 9        |
| Brad Boyes           | STL        | 82        | 9        |

## POWERPLAY GOAL LEADERS

| PLAYER               | TEAM       | GP        | G         |
|----------------------|------------|-----------|-----------|
| Alexander Ovechkin   | WSH        | 82        | 22        |
| Thomas Vanek         | BUF        | 82        | 19        |
| Olli Jokinen         | FLA        | 82        | 18        |
| Evgeni Malkin        | PIT        | 82        | 17        |
| Alex Kovalev         | MTL        | 82        | 17        |
| Ilya Kovalchuk       | ATL        | 79        | 16        |
| Henrik Zetterberg    | DET        | 75        | 16        |
| <b>Jarome Iginla</b> | <b>CGY</b> | <b>82</b> | <b>15</b> |
| Petr Sykora          | PIT        | 81        | 15        |
| Mike Knuble          | PHI        | 82        | 15        |

## PLUS/MINUS LEADERS

| PLAYER               | TEAM       | GP        | +/-       |
|----------------------|------------|-----------|-----------|
| Pavel Datsyuk        | DET        | 82        | 41        |
| Nicklas Lidstrom     | DET        | 76        | 40        |
| Dany Heatley         | OTT        | 71        | 33        |
| Ryan Getzlaf         | ANA        | 77        | 32        |
| Duncan Keith         | CHI        | 82        | 30        |
| Henrik Zetterberg    | DET        | 75        | 30        |
| Viktor Kozlov        | WSH        | 81        | 28        |
| Alexander Ovechkin   | WSH        | 82        | 28        |
| <b>Jarome Iginla</b> | <b>CGY</b> | <b>82</b> | <b>27</b> |
| David Johnny Oduya   | NJ         | 75        | 27        |
| Brian Rafalski       | DET        | 73        | 27        |

## SHORTHANDED ASSIST LEADERS

| PLAYER                | TEAM               | GP        | A        |
|-----------------------|--------------------|-----------|----------|
| Eric Perrin           | ATL                | 81        | 8        |
| Shane Doan            | PHX                | 80        | 7        |
| R.J. Umberger         | PHI                | 74        | 5        |
| Brent Sopel           | CHI                | 58        | 4        |
| Radek Martinek        | NYI                | 69        | 4        |
| Stu Barnes            | DAL                | 79        | 4        |
| <b>Jim Vandermeer</b> | <b>CGY/PHI/CHI</b> | <b>75</b> | <b>3</b> |
| Chris Phillips        | OTT                | 81        | 3        |
| Dan Hamhuis           | NSH                | 80        | 3        |
| Anton Volchenkov      | OTT                | 67        | 3        |
| Vincent Lecavalier    | TB                 | 81        | 3        |
| Jerred Smithson       | NSH                | 81        | 3        |
| Mike Fisher           | OTT                | 79        | 3        |
| Antoine Vermette      | OTT                | 81        | 3        |

## SHOTS LEADERS

| PLAYER               | TEAM       | GP        | S          |
|----------------------|------------|-----------|------------|
| Alexander Ovechkin   | WSH        | 82        | 446        |
| Henrik Zetterberg    | DET        | 75        | 358        |
| Olli Jokinen         | FLA        | 82        | 341        |
| <b>Jarome Iginla</b> | <b>CGY</b> | <b>82</b> | <b>338</b> |
| Jason Blake          | TOR        | 82        | 332        |

## WIN LEADERS

| PLAYER                  | TEAM       | GP        | W         | L         | OT        |
|-------------------------|------------|-----------|-----------|-----------|-----------|
| Evgeni Nabokov          | SJ         | 77        | 46        | 21        | 8         |
| Martin Brodeur          | NJ         | 77        | 44        | 27        | 6         |
| <b>Miikka Kiprusoff</b> | <b>CGY</b> | <b>76</b> | <b>39</b> | <b>26</b> | <b>10</b> |
| Henrik Lundqvist        | NYR        | 72        | 37        | 24        | 10        |
| Cam Ward                | CAR        | 69        | 37        | 25        | 5         |

# FLAMES HIGHS & LOWS 2007-2008

## TEAM

### LONGEST STREAKS:

**Winning: 6 games**

Dec. 9-18

**Home Winning: 4 games**

Mar. 10-25

**Road Winning: 6 games**

Dec. 9-18

\* Ties an NHL Record for most wins  
on one road trip

**Losing: 5 games**

Nov. 1-10

**Home Losing: 3 games**

Nov. 1-10

**Road Losing: 3 games**

Mar. 18-30

---

### MOST GOALS:

**For, One Game: 9 goals**

Dec. 13 (CGY 9 @ TB 6)

**For, One Home Game: 7 goals**

Mar. 10 (STL 3 @ CGY 7)

**For, One Road Game: 9 goals**

Dec. 13 (CGY 9 @ TB 6)

**Against, One Game: 6 goals (4x)**

Dec. 13 (CGY 9 @ TB 6)

Feb. 15 (CGY 3 @ LA 6)

Mar. 13 (CGY 4 @ ATL 6)

Mar. 30 (CGY 2 @ VAN 6)

**Against, One Home Game: 5 goals**

Jan. 11 (NYI 5 @ CGY 4 - SO)

**Against, One Road Game: 6 goals (x4)**

Dec. 13 (CGY 9 @ TB 6)

Feb. 15 (CGY 3 @ LA 6)

Mar. 13 (CGY 4 @ ATL 6)

Mar. 30 (CGY 2 @ VAN 6)

**Total Goals, One Game: 15 goals**

Dec. 13 (CGY 9 @ TB 6)

**For, One Period: 4 goals (2x)**

Dec. 13 (CGY 9 @ TB 6) 1st &  
3rd period

**Against, One Period: 4 goals (2x)**

Oct. 16 (CGY 4 @ COL 5 - SO)  
2nd period

Feb. 17 (CGY 2 @ ANA 4)  
2nd period

---

### LARGEST:

**Winning Margin: 6 goals**

Apr. 5 (CGY 7 @ VAN 1)

**Losing Margin: 5 goals**

Feb. 4 (CGY 0 @ EDM 5)

---

### MOST SHOTS, GAME:

**For: 40 shots**

Feb. 12 vs. SJ

**For, One Home: 39 shots (2x)**

Oct. 30 vs. NSH

Mar. 4 vs. CLB

**For, One Road: 40 shots**

Feb. 12 vs. SJ

**Against: 40 shots**

Oct. 30 vs. NSH

**Against, One Home: 40 shots**

Oct. 30 vs. NSH

**Against, One Road: 43 shots**

Feb. 12 vs. SJ

---

### MOST SHOTS, PERIOD:

**For: 24 shots**

Nov. 8 vs. VAN (3rd Period)

**For, One Home: 24 shots**

Nov. 8 vs. VAN (3rd Period)

# FLAMES HIGHS & LOWS 2007-2008

## TEAM (CON'T)

### For, One Road: 17 shots (2x)

Dec. 11 at FLA (3rd Period)

Mar. 12 at WSH (1st Period)

### Against: 21 shots

Mar. 25 at VAN (3rd Period)

### Against, One Home: 21 shots

Mar. 25 at VAN (3rd Period)

### Against, One Road: 19 shots

Dec. 9 at CHI (3rd Period)

---

### FEWEST SHOTS, GAME:

#### For, One Game: 15 shots

Nov. 20 at COL

#### For, One Home: 15 shots

Nov. 20 at COL

#### For, One Road: 16 shots

Feb. 24 at MIN

#### Against: 14 shots

Nov. 22 vs CHI

#### Against, One Home: 14 shots

Nov. 22 vs CHI

#### Against, One Road: 16 shots

Nov. 17 at EDM

---

### FEWEST SHOTS, PERIOD:

#### For, One Game: 2 shots

Mar. 12 at. WSH (3rd Period)

#### For, One Home: 3 shots (2x)

Mar. 20 vs. DET (3rd Period)

Dec. 21 vs. DAL (1st Period)

#### For, One Road: 2 shots

Mar. 12 at. WSH (3rd Period)

#### Against: 1 shot

Oct. 22 vs. SJ (3rd Period)

### Against, One Home: 1 shot

Oct. 22 vs. SJ (3rd Period)

### Against, One Road: 3 shots (4x)

Nov. 17 at EDM (1st Period)

Nov. 24 at COL (2nd Period)

Dec. 16 at STL (3rd Period)

Dec. 27 at VAN (3rd Period)

---

### MOST POWER PLAY GOALS:

#### For, One Game: 3 goals (2x)

Oct. 20 (EDM 1 at CGY 4)

Jan. 5 (CGY 6 at LA 4)

#### Against, One Game: 4 goals

Oct. 6 (VAN 4 at CGY 3 – OT)

#### Total, One Game: 5 goals

Oct. 6 (VAN 4 at CGY 3 – OT)

(1 PPGF, 4 PPGA)

---

### MOST SHORT-HANDED GOALS:

#### For, One Game: 2 goals

Mar. 10 vs. STL

(STL 3 @ CGY 7 – Lombardi, Tanguay)

#### Against, One Game: 2 goals

Nov. 22 vs. CHI

(CHI 2 @ CGY 1 – Dowell, Sharp)

#### Total, One Game: 2 goals (2x)

Mar. 10 vs. STL (2 SHGF)

Nov. 22 vs. CHI (2 SHGA)



# FLAMES HIGHS & LOWS 2007-2008

## INDIVIDUAL

### MOST CONSECUTIVE GAMES:

**Scoring Goals: 5 games**

Jarome Iginla, Dec. 11-18  
(8 goals)

**Scoring Assists: 6 games**

Kristian Huselius, Feb. 9-19  
(6 assists)

**Scoring Points: 8 games**

Jarome Iginla, Oct. 30-Nov. 17  
(5 goals, 5 assists)

---

**MOST:****Games Played: 82**

Jarome Iginla  
Matthew Lombardi  
Dion Phaneuf  
Robyn Regehr

**Goals: 50**

Jarome Iginla

**Goals, One Game: 3 (5x)**

Jarome Iginla: Dec. 13  
CGY 9 @ TB 6  
Kristian Huselius: Dec. 13  
CGY 9 @ TB 6  
Daymond Langkow: Jan. 18  
LA 1 @ CGY 6  
Owen Nolan: Jan. 30  
SJ 4 @ CGY 5  
Jarome Iginla: Mar. 22  
MIN 4 @ CGY 5

**Assists: 48**

Jarome Iginla

**Assists, One Game: 5**

Dion Phaneuf: Dec. 13  
CGY 9 @ TB 6

**Points: 98**

Jarome Iginla

**Penalty Minutes: 182**

Dion Phaneuf

**Penalty Minutes, One Game: 27**

Eric Godard, Feb. 4  
CGY 0 @ EDM 5

**Power Play Goals: 15**

Jarome Iginla

**First Goals, Game: 9**

Daymond Langkow

**Game Winning Goals: 9**

Jarome Iginla

**Shoot-out Goals: 4**

Kristian Huselius

**Overtime Goals: 2**

Jarome Iginla

**Short-Handed Goals: 2 (2x)**

Matthew Lombardi  
Alex Tanguay

**Shots: 338**

Jarome Iginla

**Shots, One Game: 9 (4x)**

Jarome Iginla, Dec. 13 CGY 9 @ TB 6  
Jarome Iginla, Jan. 11 NYI 5 @ CGY 4 (SO)  
Dion Phaneuf, Jan. 16 CGY 3 @ MIN 2 (SO)  
Dion Phaneuf, Mar. 7 NSH 2 @ CGY 1 (OT)

---

**FASTEST OPENING GOAL:****For: 0:21**

Alex Tanguay, Mar. 10 STL 3 @ CGY 7

**Against: 0:23**

Peter Mueller, Feb. 5 PHX 3 @ CGY 4

---

**FASTEST OPENING GOAL  
OTHER THAN 1ST PERIOD:****For: 0:25 (2x)**

Jarome Iginla, Dec. 13 CGY 9 @ TB 6  
(3rd period)  
Jarome Iginla, Dec. 14 CGY 4 @ CAR 3  
(3rd period)

**Against: 0:16**

Niklas Hagman, Feb. 20 CGY 3 @ DAL 2  
(2nd period)

# FLAMES HIGHS & LOWS 2007-2008

## BY MONTH

| MONTH         | GP        | W         | L         | OTL      | L/SO     | GF         | GA         | PTS       |
|---------------|-----------|-----------|-----------|----------|----------|------------|------------|-----------|
| Oct.          | 12        | 6         | 3         | 2        | 1        | 42         | 37         | 15        |
| Nov.          | 14        | 4         | 10        | 0        | 0        | 28         | 43         | 8         |
| Dec.          | 14        | 9         | 1         | 3        | 1        | 46         | 37         | 22        |
| Jan.          | 11        | 7         | 3         | 0        | 1        | 35         | 30         | 15        |
| Feb.          | 14        | 7         | 6         | 1        | 0        | 32         | 37         | 15        |
| Mar.          | 14        | 7         | 6         | 1        | 0        | 35         | 37         | 15        |
| Apr.          | 3         | 2         | 1         | 0        | 0        | 11         | 6          | 4         |
| <b>Totals</b> | <b>82</b> | <b>42</b> | <b>30</b> | <b>7</b> | <b>3</b> | <b>229</b> | <b>227</b> | <b>94</b> |

## HOME

| SEASON            | GP       | W         | L         | OTL       | L/SO      | GF         | GA        | PTS        |
|-------------------|----------|-----------|-----------|-----------|-----------|------------|-----------|------------|
| 2006-07           | 41       | 30        | 9         | 1         | 1         | 144        | 92        | 62         |
| 2007-08           | 41       | 21        | 11        | 7         | 2         | 112        | 101       | 51         |
| <b>Difference</b> | <b>E</b> | <b>-9</b> | <b>+2</b> | <b>+6</b> | <b>+1</b> | <b>-32</b> | <b>+9</b> | <b>-11</b> |

## ROAD

| SEASON            | GP       | W         | L         | OTL       | L/SO      | GF        | GA        | PTS       |
|-------------------|----------|-----------|-----------|-----------|-----------|-----------|-----------|-----------|
| 2006-07           | 41       | 13        | 20        | 4         | 4         | 114       | 134       | 34        |
| 2007-08           | 41       | 21        | 19        | 0         | 1         | 117       | 126       | 43        |
| <b>Difference</b> | <b>E</b> | <b>+8</b> | <b>-1</b> | <b>-4</b> | <b>-3</b> | <b>+3</b> | <b>-8</b> | <b>+9</b> |

## TEAM BY TEAM

| HOME      |           |           |          |          |            |            |           |               | ROAD      |           |           |          |          |            |            |           |  |
|-----------|-----------|-----------|----------|----------|------------|------------|-----------|---------------|-----------|-----------|-----------|----------|----------|------------|------------|-----------|--|
| GP        | W         | L         | OTL      | SOL      | GF         | GA         | PTS       | TEAM          | GP        | W         | L         | OTL      | SOL      | GF         | GA         | PTS       |  |
| 2         | 1         | 1         | 0        | 0        | 6          | 7          | 2         | ANA           | 2         | 0         | 2         | 0        | 0        | 3          | 7          | 0         |  |
| -         | -         | -         | -        | -        | -          | -          | -         | ATL           | 1         | 0         | 1         | 0        | 0        | 4          | 6          | 0         |  |
| -         | -         | -         | -        | -        | -          | -          | -         | BOS           | -         | -         | -         | -        | -        | -          | -          | -         |  |
| -         | -         | -         | -        | -        | -          | -          | -         | BUF           | -         | -         | -         | -        | -        | -          | -          | -         |  |
| -         | -         | -         | -        | -        | -          | -          | -         | CAR           | 1         | 1         | 0         | 0        | 0        | 4          | 3          | 2         |  |
| 2         | 0         | 2         | 0        | 0        | 2          | 5          | 0         | CHI           | 2         | 2         | 0         | 0        | 0        | 7          | 4          | 4         |  |
| 4         | 2         | 0         | 2        | 0        | 10         | 8          | 6         | COL           | 4         | 1         | 2         | 0        | 1        | 10         | 12         | 3         |  |
| 2         | 1         | 0         | 1        | 0        | 4          | 4          | 3         | CLB           | 2         | 1         | 1         | 0        | 0        | 3          | 4          | 2         |  |
| 2         | 0         | 1         | 1        | 0        | 3          | 5          | 1         | DAL           | 2         | 2         | 0         | 0        | 0        | 6          | 4          | 4         |  |
| 2         | 1         | 1         | 0        | 0        | 2          | 4          | 2         | DET           | 2         | 0         | 2         | 0        | 0        | 5          | 9          | 0         |  |
| 4         | 2         | 2         | 0        | 0        | 11         | 8          | 4         | EDM           | 4         | 2         | 2         | 0        | 0        | 7          | 10         | 4         |  |
| -         | -         | -         | -        | -        | -          | -          | -         | FLA           | 1         | 1         | 0         | 0        | 0        | 1          | 1          | 2         |  |
| 2         | 2         | 0         | 0        | 0        | 10         | 4          | 4         | LA            | 2         | 1         | 1         | 0        | 0        | 9          | 10         | 2         |  |
| 4         | 4         | 0         | 0        | 0        | 15         | 10         | 8         | MIN           | 4         | 2         | 2         | 0        | 0        | 6          | 10         | 4         |  |
| -         | -         | -         | -        | -        | -          | -          | -         | MTL           | -         | -         | -         | -        | -        | -          | -          | -         |  |
| 2         | 1         | 0         | 1        | 0        | 6          | 3          | 3         | NSH           | 2         | 1         | 1         | 0        | 0        | 7          | 7          | 2         |  |
| 1         | 0         | 0         | 1        | 0        | 0          | 1          | 1         | NJ            | -         | -         | -         | -        | -        | -          | -          | -         |  |
| 1         | 0         | 0         | 0        | 1        | 4          | 4          | 1         | NYI           | -         | -         | -         | -        | -        | -          | -          | -         |  |
| 1         | 1         | 0         | 0        | 0        | 4          | 3          | 2         | NYR           | -         | -         | -         | -        | -        | -          | -          | -         |  |
| -         | -         | -         | -        | -        | -          | -          | -         | OTT           | -         | -         | -         | -        | -        | -          | -          | -         |  |
| 1         | 0         | 1         | 0        | 0        | 2          | 3          | 0         | PHI           | -         | -         | -         | -        | -        | -          | -          | -         |  |
| 2         | 1         | 1         | 0        | 0        | 4          | 6          | 2         | PHX           | 2         | 2         | 0         | 0        | 0        | 7          | 2          | 4         |  |
| 1         | 0         | 0         | 0        | 1        | 2          | 2          | 1         | PIT           | -         | -         | -         | -        | -        | -          | -          | -         |  |
| 2         | 2         | 0         | 0        | 0        | 10         | 4          | 4         | STL           | 2         | 1         | 1         | 0        | 0        | 5          | 6          | 2         |  |
| 2         | 1         | 1         | 0        | 0        | 6          | 8          | 2         | SJ            | 2         | 2         | 0         | 0        | 0        | 7          | 5          | 4         |  |
| -         | -         | -         | -        | -        | -          | -          | -         | TB            | 1         | 1         | 0         | 0        | 0        | 9          | 6          | 2         |  |
| -         | -         | -         | -        | -        | -          | -          | -         | TOR           | -         | -         | -         | -        | -        | -          | -          | -         |  |
| 4         | 2         | 1         | 1        | 0        | 10         | 10         | 5         | VAN           | 4         | 1         | 3         | 0        | 0        | 13         | 16         | 2         |  |
| -         | -         | -         | -        | -        | -          | -          | -         | WSH           | 1         | 0         | 1         | 0        | 0        | 2          | 3          | 0         |  |
| <b>41</b> | <b>21</b> | <b>11</b> | <b>7</b> | <b>2</b> | <b>112</b> | <b>101</b> | <b>51</b> | <b>TOTALS</b> | <b>41</b> | <b>21</b> | <b>19</b> | <b>0</b> | <b>1</b> | <b>117</b> | <b>126</b> | <b>43</b> |  |

# FLAMES SCORING 2007-2008

## REGULAR SEASON

| PLAYER            | GP        | G          | A          | PTS        | PIM        | +/-         | SH        | PP       | GW        | OT       | S           | S%         | TOI/G    | FO%         |
|-------------------|-----------|------------|------------|------------|------------|-------------|-----------|----------|-----------|----------|-------------|------------|----------|-------------|
| Jarome Iginla     | 82        | 50         | 48         | 98         | 27         | 83          | 15        | 0        | 9         | 2        | 338         | 14.8       | 21:26    | 55.0        |
| Kristian Huselius | 81        | 25         | 41         | 66         | 10         | 40          | 6         | 0        | 5         | 0        | 202         | 12.4       | 17:41    | 25.0        |
| Daymond Langkow   | 80        | 30         | 35         | 65         | 16         | 19          | 14        | 1        | 4         | 0        | 201         | 14.9       | 18:49    | 43.7        |
| Dion Phaneuf      | 82        | 17         | 43         | 60         | 12         | 182         | 10        | 1        | 4         | 0        | 263         | 6.5        | 26:25    | 0.0         |
| Alex Tanguay      | 78        | 18         | 40         | 58         | 11         | 48          | 3         | 2        | 3         | 0        | 121         | 14.9       | 18:45    | 35.0        |
| Matthew Lombardi  | 82        | 14         | 22         | 36         | -6         | 67          | 2         | 2        | 4         | 1        | 181         | 7.7        | 17:18    | 47.6        |
| Adrian Aucoin     | 76        | 10         | 25         | 35         | 13         | 37          | 5         | 0        | 1         | 0        | 121         | 8.3        | 20:57    | 0.0         |
| Craig Conroy      | 79        | 12         | 22         | 34         | 6          | 71          | 1         | 0        | 4         | 0        | 116         | 10.3       | 17:09    | 51.4        |
| Owen Nolan        | 77        | 16         | 16         | 32         | 6          | 71          | 1         | 1        | 3         | 0        | 163         | 9.8        | 16:33    | 52.3        |
| Robyn Regehr      | 82        | 5          | 15         | 20         | 11         | 79          | 1         | 1        | 0         | 0        | 93          | 5.4        | 21:20    | 0.0         |
| Anders Eriksson   | 61        | 1          | 17         | 18         | -5         | 36          | 1         | 0        | 0         | 0        | 50          | 2.0        | 20:47    | 0.0         |
| James Vandermeer  | 75        | 3          | 14         | 17         | 6          | 110         | 2         | 0        | 0         | 0        | 72          | 4.2        | 19:38    | 0.0         |
| Dustin Boyd       | 48        | 7          | 5          | 12         | -11        | 6           | 0         | 0        | 1         | 0        | 46          | 15.2       | 9:49     | 50.4        |
| Stephane Yelle    | 74        | 3          | 9          | 12         | -4         | 20          | 0         | 1        | 0         | 0        | 62          | 4.8        | 11:56    | 49.9        |
| David Moss        | 41        | 4          | 7          | 11         | -4         | 10          | 0         | 0        | 0         | 0        | 60          | 6.7        | 12:23    | 41.2        |
| Wayne Primeau     | 43        | 3          | 7          | 10         | -3         | 26          | 0         | 0        | 0         | 0        | 39          | 7.7        | 11:02    | 54.2        |
| Eric Nystrom      | 44        | 3          | 7          | 10         | -5         | 48          | 0         | 0        | 0         | 0        | 42          | 7.1        | 11:29    | 50.0        |
| Cory Sarich       | 80        | 2          | 5          | 7          | 2          | 135         | 0         | 0        | 0         | 0        | 57          | 3.5        | 18:49    | 0.0         |
| Marcus Nilson     | 47        | 3          | 2          | 5          | 2          | 4           | 0         | 0        | 0         | 0        | 47          | 6.4        | 9:48     | 51.2        |
| Rhett Warrener    | 31        | 1          | 3          | 4          | -2         | 21          | 0         | 0        | 0         | 0        | 15          | 6.7        | 13:25    | 0.0         |
| Mark Smith        | 54        | 1          | 3          | 4          | -6         | 59          | 0         | 0        | 0         | 0        | 27          | 3.7        | 5:56     | 54.4        |
| Eric Godard       | 74        | 1          | 1          | 2          | -8         | 171         | 0         | 0        | 1         | 0        | 14          | 7.1        | 4:42     | 0.0         |
| David Hale        | 58        | 0          | 2          | 2          | 0          | 46          | 0         | 0        | 0         | 0        | 35          | 0.0        | 13:53    | 0.0         |
| Tim Ramholt       | 1         | 0          | 0          | 0          | -1         | 0           | 0         | 0        | 0         | 0        | 0           | 0.0        | 0:45     | 0.0         |
| <b>TOTALS</b>     | <b>82</b> | <b>226</b> | <b>379</b> | <b>605</b> | <b>+15</b> | <b>1342</b> | <b>59</b> | <b>9</b> | <b>39</b> | <b>3</b> | <b>2316</b> | <b>9.8</b> | <b>-</b> | <b>49.5</b> |

**NHL RANK (of 30) - T-13 18 T-16 T-6 5 19 T-9 T-9 T-19 21 11 - 18**

| PLAYER            | GP        | W         | L         | OT        | SA          | GA         | GAA         | SV          | SV%         | SO       | A        | PIM       | TOI          |
|-------------------|-----------|-----------|-----------|-----------|-------------|------------|-------------|-------------|-------------|----------|----------|-----------|--------------|
| Miikka Kiprusoff  | 76        | 39        | 26        | 10        | 2096        | 197        | 2.69        | 1899        | .906        | 2        | 2        | 8         | 4,398:19     |
| Curtis Joseph     | 9         | 3         | 2         | 0         | 181         | 17         | 2.55        | 164         | .906        | 0        | 0        | 2         | 399:40       |
| Matt Keetley      | 1         | 0         | 0         | 0         | 2           | 0          | 0.00        | 2           | 1.000       | 0        | 0        | 0         | 9:22         |
| Curtis McElhinney | 5         | 0         | 2         | 0         | 51          | 5          | 2.00        | 46          | .902        | 0        | 0        | 0         | 149:55       |
| Empty Net         | -         | -         | -         | -         | 5           | 5          | -           | -           | -           | -        | -        | -         | -            |
| <b>TOTALS</b>     | <b>82</b> | <b>42</b> | <b>30</b> | <b>10</b> | <b>2335</b> | <b>224</b> | <b>2.70</b> | <b>2111</b> | <b>.904</b> | <b>2</b> | <b>2</b> | <b>10</b> | <b>4,975</b> |


**NHL RANK (of 30) - T-13 T-11 T-19 13 T-15 T-15 19 18 T-30 - - T-27**

# FLAMES SCORING 2007-2008

## FLAMES TOP GOAL SCORERS



**JAROME IGINLA**  
1st on Flames with  
50 Goals



**DAYMOND LANGKOW**  
2nd on Flames with  
30 Goals



**KRISTIAN HUSELIUS**  
3rd on Flames with  
25 Goals

### INDIVIDUAL GOAL SCORING BREAKDOWN

| Player   | 1st | 2nd | 3rd | OT | SO | 1H | 2H | HM | RD | Total | Record When Scoring |
|----------|-----|-----|-----|----|----|----|----|----|----|-------|---------------------|
| Aucoin   | 6   | 2   | 2   |    |    | 7  | 3  | 4  | 6  | 10    | 7-2-1-0             |
| Boyd     | 3   | 4   |     |    |    | 3  | 4  | 4  | 3  | 7     | 4-1-1-1             |
| Conroy   | 2   | 6   | 4   |    |    | 5  | 7  | 7  | 5  | 12    | 9-1-1-1             |
| Eriksson |     |     | 1   |    |    | 1  |    | 1  |    | 1     | 0-1-0-0             |
| Godard   |     |     | 1   |    |    | 1  |    |    | 1  | 1     | 1-0-0-0             |
| Hale     |     |     |     |    |    |    |    |    |    |       |                     |
| Huselius | 8   | 9   | 8   |    | 1  | 18 | 7  | 10 | 15 | 25    | 17-2-0-0            |
| Iginla   | 12  | 17  | 19  | 2  | 2  | 29 | 21 | 21 | 29 | 50    | 27-6-1-2            |
| Langkow  | 12  | 7   | 11  |    |    | 14 | 16 | 15 | 15 | 30    | 13-8-2-0            |
| Lombardi | 2   | 8   | 3   | 1  |    | 9  | 5  | 7  | 7  | 14    | 8-3-2-0             |
| Moss     | 2   | 1   | 1   |    |    | 1  | 3  | 1  | 3  | 4     | 3-1-0-0             |
| Nilson   | 1   | 1   | 1   |    |    | 2  | 1  | 2  | 1  | 3     | 2-0-0-1             |
| Nolan    | 3   | 6   | 7   |    |    | 7  | 9  | 12 | 4  | 16    | 8-2-0-1             |
| Nystrom  | 1   |     | 2   |    |    | 1  | 2  | 1  | 2  | 3     | 2-0-0-0             |
| Phaneuf  | 2   | 8   | 7   |    |    | 6  | 11 | 9  | 8  | 17    | 12-2-0-1            |
| Primeau  |     | 2   | 1   |    |    |    | 3  | 1  | 2  | 3     | 1-2-0-0             |
| Regehr   | 2   | 1   | 2   |    |    | 3  | 2  | 3  | 2  | 5     | 2-2-1-0             |
| Sarich   | 1   |     | 1   |    |    | 2  |    | 1  | 1  | 2     | 1-0-1-0             |
| Smith    |     | 1   |     |    |    |    | 1  |    | 1  | 1     | 1-0-0-0             |
| Tanguay  | 8   | 4   | 6   |    |    | 9  | 9  | 11 | 7  | 18    | 8-5-2-0             |
| Warrener | 1   |     |     |    |    |    | 1  |    | 1  | 1     | 1-0-0-0             |
| Yelle    |     | 3   |     |    |    | 1  | 2  | 2  | 1  | 3     | 3-0-0-0             |

(Only includes goals scored with the Calgary Flames)



# FLAMES GOALS 2007-2008

## POWER PLAY GOALS FOR

|               | ANA      | ATL      | BOS      | BUF      | CAR      | CHI      | COL      | CLB      | DAL      | DET      | EDM      | FLA      | L.A.     | MIN      | MTL      | NSH      | N.J.     | NYI      | NYR      | OTT      | PHI      | PHO      | PIT      | STL      | S.J.     | T.B.     | TOR      | VAN      | WSH      | TOTAL     |
|---------------|----------|----------|----------|----------|----------|----------|----------|----------|----------|----------|----------|----------|----------|----------|----------|----------|----------|----------|----------|----------|----------|----------|----------|----------|----------|----------|----------|----------|----------|-----------|
| Aucoin        | -        | -        | -        | -        | -        | 1        | -        | 1        | -        | -        | 2        | -        | -        | -        | -        | -        | -        | -        | -        | -        | -        | -        | -        | -        | -        | 1        | -        | -        | -        | 5         |
| Boyd          | -        | -        | -        | -        | -        | -        | -        | -        | -        | -        | -        | -        | -        | -        | -        | -        | -        | -        | -        | -        | -        | -        | -        | -        | -        | -        | -        | -        | -        | 0         |
| Conroy        | -        | -        | -        | -        | -        | -        | 1        | -        | -        | -        | -        | -        | -        | -        | -        | -        | -        | -        | -        | -        | -        | -        | -        | -        | -        | -        | -        | -        | 1        |           |
| Eriksson      | -        | -        | -        | -        | -        | -        | -        | -        | -        | -        | -        | -        | -        | -        | -        | -        | -        | -        | -        | -        | -        | -        | -        | -        | -        | -        | -        | 1        | 1        |           |
| Godard        | -        | -        | -        | -        | -        | -        | -        | -        | -        | -        | -        | -        | -        | -        | -        | -        | -        | -        | -        | -        | -        | -        | -        | -        | -        | -        | -        | -        | 0        |           |
| Hale          | -        | -        | -        | -        | -        | -        | -        | -        | -        | -        | -        | -        | -        | -        | -        | -        | -        | -        | -        | -        | -        | -        | -        | -        | -        | -        | -        | -        | 0        |           |
| Huselius      | -        | -        | -        | -        | -        | -        | -        | -        | -        | -        | 1        | -        | 2        | 1        | -        | 1        | -        | -        | -        | -        | -        | -        | -        | -        | -        | -        | -        | -        | 1        | 6         |
| Iginla        | 1        | -        | -        | 1        | 1        | 1        | -        | -        | -        | -        | -        | 1        | -        | 1        | -        | 1        | -        | 1        | -        | -        | 1        | 1        | 1        | 3        | -        | 1        | -        | 1        | 1        | 15        |
| Langkow       | 1        | -        | -        | -        | 1        | 1        | 1        | -        | -        | -        | -        | 3        | 2        | -        | 1        | -        | -        | -        | -        | -        | 2        | -        | 1        | 1        | -        | -        | -        | 2        | 14       |           |
| Lombardi      | -        | -        | -        | -        | -        | -        | -        | -        | -        | -        | -        | -        | -        | -        | -        | -        | -        | -        | -        | -        | -        | -        | -        | -        | -        | -        | -        | 2        | 2        |           |
| Moss          | -        | -        | -        | -        | -        | -        | -        | -        | -        | -        | -        | -        | -        | -        | -        | -        | -        | -        | -        | -        | -        | -        | -        | -        | -        | -        | -        | -        | 0        |           |
| Nilson        | -        | -        | -        | -        | -        | -        | -        | -        | -        | -        | -        | -        | -        | -        | -        | -        | -        | -        | -        | -        | -        | -        | -        | -        | -        | -        | -        | -        | 0        |           |
| Nolan         | -        | -        | -        | -        | -        | -        | -        | -        | -        | -        | -        | 1        | -        | -        | -        | -        | -        | -        | -        | -        | -        | -        | -        | -        | -        | -        | -        | -        | 1        |           |
| Nystrom       | -        | -        | -        | -        | -        | -        | -        | -        | -        | -        | -        | -        | -        | -        | -        | -        | -        | -        | -        | -        | -        | -        | -        | -        | -        | -        | -        | -        | 0        |           |
| Phaneuf       | 1        | -        | -        | -        | -        | -        | -        | -        | 1        | 1        | -        | -        | 2        | -        | -        | -        | -        | -        | -        | -        | 2        | -        | -        | 2        | -        | -        | 1        | -        | 10       |           |
| Primeau       | -        | -        | -        | -        | -        | -        | -        | -        | -        | -        | -        | -        | -        | -        | -        | -        | -        | -        | -        | -        | -        | -        | -        | -        | -        | -        | -        | -        | 0        |           |
| Regehr        | -        | -        | -        | -        | -        | -        | -        | -        | -        | -        | 1        | -        | -        | -        | -        | -        | -        | -        | -        | -        | -        | -        | -        | -        | -        | -        | -        | -        | 1        |           |
| Sarich        | -        | -        | -        | -        | -        | -        | -        | -        | -        | -        | -        | -        | -        | -        | -        | -        | -        | -        | -        | -        | -        | -        | -        | -        | -        | -        | -        | -        | 0        |           |
| Smith         | -        | -        | -        | -        | -        | -        | -        | -        | -        | -        | -        | -        | -        | -        | -        | -        | -        | -        | -        | -        | -        | -        | -        | -        | -        | -        | -        | -        | 0        |           |
| Tanguay       | 1        | -        | -        | -        | -        | -        | -        | -        | 1        | -        | -        | -        | -        | -        | -        | -        | -        | -        | -        | -        | 1        | -        | -        | -        | -        | -        | -        | -        | 3        |           |
| Vandermeer    | -        | -        | -        | -        | -        | -        | -        | -        | -        | -        | -        | -        | -        | -        | -        | -        | -        | -        | -        | -        | -        | -        | -        | -        | -        | -        | -        | -        | 0        |           |
| Warrener      | -        | -        | -        | -        | -        | -        | -        | -        | -        | -        | -        | -        | -        | -        | -        | -        | -        | -        | -        | -        | -        | -        | -        | -        | -        | -        | -        | -        | 0        |           |
| Yelle         | -        | -        | -        | -        | -        | -        | -        | -        | -        | -        | -        | -        | -        | -        | -        | -        | -        | -        | -        | -        | -        | -        | -        | -        | -        | -        | -        | -        | 0        |           |
| <b>TOTALS</b> | <b>4</b> | <b>0</b> | <b>-</b> | <b>-</b> | <b>1</b> | <b>3</b> | <b>3</b> | <b>2</b> | <b>1</b> | <b>1</b> | <b>5</b> | <b>0</b> | <b>7</b> | <b>5</b> | <b>-</b> | <b>3</b> | <b>0</b> | <b>0</b> | <b>1</b> | <b>-</b> | <b>2</b> | <b>4</b> | <b>1</b> | <b>3</b> | <b>2</b> | <b>2</b> | <b>-</b> | <b>7</b> | <b>2</b> | <b>59</b> |

ADVANTAGES

PP GOALS

PCT.

NHL RANK

POWER PLAY RECORD.....352..... 59 .....16.8 ..... 19th

## POWER PLAY GOALS AGAINST

| ANA | ATL | BOS | BUF | CAR | CHI | COL | CLB | DAL | DET | EDM | FLA | L.A. | MIN | MTL | NSH | N.J. | NYI | NYR | OTT | PHI | PHO | PIT | STL | S.J. | T.B. | TOR | VAN | WSH | TOTAL |
|-----|-----|-----|-----|-----|-----|-----|-----|-----|-----|-----|-----|------|-----|-----|-----|------|-----|-----|-----|-----|-----|-----|-----|------|------|-----|-----|-----|-------|
| 7   | 2   | -   | -   | 1   | 1   | 5   | 1   | 2   | 5   | 7   | 0   | 4    | 9   | -   | 3   | 0    | 0   | 0   | -   | 1   | 2   | 1   | 2   | 5    | 2    | -   | 10  | 2   | 72    |

DISADVANTAGES

PPG AGAINST

PCT.

NHL RANK

PENALTY KILLING RECORD...388..... 72 .....81.4 ..... 20th

## SHORTHANDED GOALS

**FOR: 9**

**AGAINST: 8**

| PLAYER   | DATE    | VERSUS | RESULTS | PLAYER         | DATE    | VERSUS | RESULTS    |
|----------|---------|--------|---------|----------------|---------|--------|------------|
| Lombardi | Oct. 13 | at NSH | W 7-4   | Michalek       | Oct. 22 | at CGY | L 1-4      |
| Yelle    | Jan. 18 | vs LA  | W 6-1   | Dowell         | Nov. 22 | vs CHI | L 1-2      |
| Nolan    | Jan. 30 | vs SJ  | W 5-4   | Sharp          | Nov. 22 | vs CHI | L 1-2      |
| Tanguay  | Feb. 20 | at DAL | W 3-2   | Mayers         | Nov. 25 | at STL | L 0-3      |
| Regehr   | Feb. 26 | vs COL | OTL 2-3 | R. Niedermayer | Nov. 29 | vs ANA | L 1-4      |
| Lombardi | Mar. 10 | vs STL | W 7-3   | Malone         | Dec. 6  | vs PIT | L 2-3 (SO) |
| Tanguay  | Mar. 10 | vs STL | W 7-3   | St. Louis      | Dec. 13 | at TB  | W 9-6      |
| Langkow  | Mar. 13 | at ATL | L 4-6   | O'Sullivan     | Feb. 15 | at LA  | L 3-6      |
| Phaneuf  | Mar. 22 | vs MIN | W 5-4   |                |         |        |            |

# FLAMES GOALS 2007-08

## EMPTY NET GOALS

FOR - 8

AGAINST - 4

| PLAYER     | DATE   | VERSUS  | RESULTS | PLAYER         | DATE   | VERSUS  | RESULTS |
|------------|--------|---------|---------|----------------|--------|---------|---------|
| O.Nolan    | Nov.20 | vs. COL | 4-1 W   | B. Radivojevic | Nov.3  | at MIN  | 1-4 L   |
| O.Nolan    | Dec.13 | at TB   | 9-6 W   | J.Mayers       | Nov.25 | at STL  | 0-3 L   |
| D. Langkow | Dec.16 | at STL  | 5-3 W   | R.Niedermayer  | Nov.29 | vs. ANA | 1-4 L   |
| K.Huselius | Dec.29 | vs. ANA | 5-3 W   | Y. Perreault   | Feb.7  | vs. CHI | 1-3 L   |
| K.Huselius | Jan.5  | at LA   | 6-4 W   |                |        |         |         |
| J. Iginla  | Feb.9  | vs. EDM | 4-1 W   |                |        |         |         |
| J. Iginla  | Feb.19 | at PHX  | 4-1 W   |                |        |         |         |
| A. Tanguay | Mar.10 | vs. STL | 7-3 W   |                |        |         |         |

## HAT TRICKS

FOR: 5

AGAINST: 1

| PLAYER     | VS. | DATE   | GOALS | GOALIE (GA)                      | PLAYER      | VS. | DATE   | GOALS | GOALIE (GA)   |
|------------|-----|--------|-------|----------------------------------|-------------|-----|--------|-------|---------------|
| J Iginla   | TB  | Dec.13 | 3     | M Denis                          | I Kovalchuk | ATL | Mar.13 | 3     | Curtis Joseph |
| K Huselius | TB  | Dec.13 | 3     | J Holmqvist (2),<br>M Denis (1)  |             |     |        |       |               |
| D Langkow  | LA  | Jan.18 | 3     | J Labarbera (2),<br>JS Aubin (1) |             |     |        |       |               |
| O Nolan    | SJ  | Jan.30 | 3     | E Nabokov                        |             |     |        |       |               |
| J Iginla   | MIN | Mar.22 | 3     | J Harding                        |             |     |        |       |               |

## PENALTY BREAKDOWN

## MULTIPLE POINT GAMES

| Player            | MIN        | MAJ        | MIS       | GM        | MAT      | PIM         | Goals     |          |           | Assists   |          |          |          |           | Points    |           |          |          |            |
|-------------------|------------|------------|-----------|-----------|----------|-------------|-----------|----------|-----------|-----------|----------|----------|----------|-----------|-----------|-----------|----------|----------|------------|
|                   |            |            |           |           |          |             | 2         | 3        | Total     | 2         | 3        | 4        | 5        | Total     | 2         | 3         | 4        | 5        | Total      |
| Dion Phaneuf      | 56         | 10         | 2         | 0         | 0        | 182         | 2         | -        | 2         | 6         | 1        | -        | 1        | 8         | 9         | 3         | -        | 1        | 13         |
| Eric Godard       | 12         | 17         | 4         | 1         | 0        | 171         | -         | -        | -         | -         | -        | -        | -        | -         | -         | -         | -        | -        | -          |
| Cory Sarich       | 50         | 3          | 2         | 0         | 0        | 135         | -         | -        | -         | 1         | -        | -        | -        | 1         | 1         | -         | -        | -        | 1          |
| Jarome Iginla     | 24         | 5          | 1         | 0         | 0        | 83          | 10        | 2        | 12        | 8         | 1        | -        | -        | 9         | 11        | 12        | 2        | -        | 25         |
| Robyn Regehr      | 32         | 3          | 0         | 0         | 0        | 79          | -         | -        | -         | 2         | -        | -        | -        | 2         | 2         | -         | -        | -        | 2          |
| Owen Nolan        | 28         | 3          | 0         | 0         | 0        | 71          | 3         | 1        | 4         | 1         | -        | -        | -        | 1         | 5         | 1         | -        | -        | 6          |
| Craig Conroy      | 33         | 1          | 0         | 0         | 0        | 71          | -         | -        | -         | 4         | 1        | -        | -        | 5         | 4         | 1         | -        | -        | 5          |
| Matthew Lombardi  | 31         | 1          | 0         | 0         | 0        | 67          | 1         | -        | 1         | 1         | -        | -        | -        | 1         | 6         | -         | -        | -        | 6          |
| Mark Smith        | 7          | 9          | 0         | 0         | 0        | 59          | -         | -        | -         | -         | -        | -        | -        | -         | -         | -         | -        | -        | -          |
| Eric Nystrom      | 4          | 8          | 0         | 0         | 0        | 48          | 1         | -        | 1         | 2         | -        | -        | -        | 2         | 1         | -         | 1        | -        | 2          |
| Alex Tanguay      | 24         | 0          | 0         | 0         | 0        | 48          | 3         | -        | 3         | 7         | 1        | -        | -        | 8         | 8         | 3         | -        | -        | 11         |
| David Hale        | 23         | 2          | 0         | 0         | 0        | 46          | -         | -        | -         | -         | -        | -        | -        | -         | -         | -         | -        | -        | -          |
| Kristian Huselius | 20         | 0          | 0         | 0         | 0        | 40          | 4         | 1        | 5         | 3         | 2        | 1        | -        | 6         | 9         | 3         | 1        | 2        | 15         |
| Jim Vandermeer    | 7          | 5          | 0         | 0         | 0        | 39          | -         | -        | -         | -         | -        | -        | -        | -         | -         | -         | -        | -        | -          |
| Adrian Aucoin     | 16         | 1          | 0         | 0         | 0        | 37          | -         | -        | -         | 4         | -        | -        | -        | 4         | 5         | -         | -        | -        | 5          |
| Anders Eriksson   | 18         | 0          | 0         | 0         | 0        | 36          | -         | -        | -         | 2         | -        | -        | -        | 2         | 2         | -         | -        | -        | 2          |
| Wayne Primeau     | 13         | 0          | 0         | 0         | 0        | 26          | -         | -        | -         | 1         | -        | -        | -        | 1         | 1         | -         | -        | -        | 1          |
| Rhett Warrener    | 8          | 1          | 0         | 0         | 0        | 21          | -         | -        | -         | 1         | -        | -        | -        | 1         | 1         | -         | -        | -        | 1          |
| Stephane Yelle    | 10         | 0          | 0         | 0         | 0        | 20          | -         | -        | -         | -         | -        | -        | -        | -         | 1         | -         | -        | -        | 1          |
| Daymond Langkow   | 7          | 1          | 0         | 0         | 0        | 19          | 5         | 1        | 6         | 7         | -        | -        | -        | 7         | 10        | 6         | -        | -        | 16         |
| David Moss        | 5          | 0          | 0         | 0         | 0        | 10          | -         | -        | -         | -         | -        | -        | -        | -         | 1         | -         | -        | -        | 1          |
| Miikka Kiprusoff  | 4          | 0          | 0         | 0         | 0        | 8           | N/A       |          |           |           |          |          |          |           |           |           |          |          |            |
| Dustin Boyd       | 3          | 0          | 0         | 0         | 0        | 6           | -         | -        | -         | -         | -        | -        | -        | -         | -         | -         | -        | -        | -          |
| Marcus Nilson     | 2          | 0          | 0         | 0         | 0        | 4           | -         | -        | -         | -         | -        | -        | -        | -         | -         | -         | -        | -        | -          |
| Curtis Joseph     | 1          | 0          | 0         | 0         | 0        | 2           | N/A       |          |           |           |          |          |          |           |           |           |          |          |            |
| Robyn Regehr      | 0          | 0          | 0         | 0         | 0        | 0           | -         | -        | -         | 2         | -        | -        | -        | 2         | 2         | -         | -        | -        | 2          |
| BENCH             | 7          |            | 0         | 0         | 0        | 14          | N/A       |          |           |           |          |          |          |           |           |           |          |          |            |
| <b>TOTALS</b>     | <b>445</b> | <b>70</b>  | <b>9</b>  | <b>1</b>  | <b>0</b> | <b>1342</b> | <b>29</b> | <b>5</b> | <b>34</b> | <b>52</b> | <b>6</b> | <b>1</b> | <b>1</b> | <b>60</b> | <b>79</b> | <b>29</b> | <b>4</b> | <b>2</b> | <b>114</b> |
| <b>MINUTES</b>    | <b>892</b> | <b>350</b> | <b>90</b> | <b>10</b> | <b>0</b> | <b>1342</b> |           |          |           |           |          |          |          |           |           |           |          |          |            |

-penalties accumulated with Flames only

# FLAMES OVERALL RESULTS 2007-2008

| Game | Date   | Team | Score | Result | W  | L  | OTL | SOL | PTS | GF  | GA                          | Flames Goals by #          | Deciding Goal | Bold | Italic = GW | Shootout goal | PK        | Goalie     | Saves / Shots | Save % | # = penalty shot |
|------|--------|------|-------|--------|----|----|-----|-----|-----|-----|-----------------------------|----------------------------|---------------|------|-------------|---------------|-----------|------------|---------------|--------|------------------|
| 1    | Oct 4  | PHI  | 2-3   | L      | 0  | 1  | 0   | 0   | 0   | 2   | 22, 22                      | 2                          | Briere        |      |             | 26/26         | 2/5       | Kiprusoff  | 23/26         | .885   | 19,289           |
| 2    | Oct 6  | VAN  | 3-4   | OTL    | 0  | 1  | 1   | 0   | 1   | 5   | 7                           | 6, 22, 22+                 | D. Sedin      |      |             | 29/31         | 1/6       | Kiprusoff  | 27/31         | .871   | 19,289           |
| 3    | Oct 10 | DET  | 2-4   | L      | 0  | 2  | 1   | 0   | 1   | 7   | 11                          | 20, 20                     | Draper        |      |             | 21/28         | 0/2       | Kiprusoff  | 24/28         | .867   | 16,029           |
| 4    | Oct 12 | DAL  | 3-2   | W (OT) | 1  | 2  | 1   | 0   | 3   | 10  | 13                          | 12, 18+, 18                | LOMBARDI      |      |             | 26/26         | 0/4       | Kiprusoff  | 24/26         | .923   | 17,132           |
| 5    | Oct 13 | NSH  | 4-4   | W      | 2  | 2  | 1   | 0   | 5   | 17  | 22, 24, 20, 18+, 17, 12, 20 | GODARD                     |               |      | 30/25       | 1/3           | Kiprusoff | 21/25      | .840          | 13,152 |                  |
| 6    | Oct 16 | COL  | 7-5   | L(SO)  | 2  | 2  | 1   | 1   | 6   | 21  | 22, 3, 26, 12, 12           | Smyth                      |               |      | 29/35       | 0/5           | Kiprusoff | 31/35      | .886          | 16,722 |                  |
| 7    | Oct 18 | LA   | 4-3   | W      | 3  | 2  | 1   | 1   | 8   | 25  | 20, 22, 24, 22              | LANGKOW                    |               |      | 29/34       | 2/5           | Kiprusoff | 31/34      | .912          | 19,289 |                  |
| 8    | Oct 20 | EDM  | 4-1   | W      | 4  | 2  | 1   | 1   | 10  | 29  | 26, 20, 12, 3, 33           | IGINLA                     |               |      | 34/18       | 3/8           | Kiprusoff | 17/18      | .944          | 19,289 |                  |
| 9    | Oct 22 | SJ   | 1-4   | L      | 4  | 3  | 1   | 1   | 10  | 30  | 20, 22                      | Michalek                   |               |      | 19/20       | 0/4           | Kiprusoff | 15/18      | .833          | 19,289 |                  |
| 10   | Oct 24 | MIN  | 5-3   | W      | 5  | 3  | 1   | 1   | 12  | 35  | 33                          | 12, 3, 40+, 40, 28         | TANGUAY       |      |             | 24/19         | 1/6       | McElhinney | 1/2           | .500   |                  |
| 11   | Oct 26 | COL  | 2-3   | OTL    | 5  | 3  | 2   | 1   | 13  | 37  | 36                          | 40, 18                     | Smyth         |      |             | 41/22         | 0/5       | Kiprusoff  | 16/19         | .842   | 19,289           |
| 12   | Oct 30 | NSH  | 5-1   | W      | 6  | 3  | 2   | 1   | 15  | 42  | 37                          | 18, 20, 23, 12             | LOMBARDI      |      |             | 33/40         | 0/7       | Kiprusoff  | 19/22         | .864   | 19,289           |
| 13   | Nov 1  | DET  | 1-4   | L      | 6  | 4  | 2   | 1   | 15  | 43  | 41                          | 40                         | Zetterberg    |      |             | 27/26         | 0/1       | Kiprusoff  | 39/40         | .975   | 19,289           |
| 14   | Nov 3  | MIN  | 1-4   | L      | 6  | 5  | 2   | 1   | 15  | 44  | 45                          | 12                         | Gaborik       |      |             | 24/17         | 0/3       | Kiprusoff  | 22/26         | .846   | 19,289           |
| 15   | Nov 5  | COL  | 1-4   | L      | 6  | 6  | 2   | 1   | 15  | 45  | 49                          | 12                         | Wolski        |      |             | 24/26         | 1/1       | Kiprusoff  | 13/16         | .813   | 18,568           |
| 16   | Nov 8  | VAN  | 2-3   | L      | 6  | 7  | 2   | 1   | 15  | 47  | 52                          | 8, 11                      | Burrows       |      |             | 38/24         | 1/5       | Kiprusoff  | 30/34         | .882   | 15,655           |
| 17   | Nov 10 | EDM  | 2-4   | L      | 6  | 8  | 2   | 1   | 15  | 49  | 56                          | 40, 28                     | Horcoff       |      |             | 39/35         | 1/7       | Kiprusoff  | 21/24         | .875   | 19,289           |
| 18   | Nov 13 | MIN  | 3-2   | W      | 7  | 8  | 2   | 1   | 17  | 52  | 58                          | 3, 12+, 20                 | HUSELIUS      |      |             | 28/28         | 1/5       | Kiprusoff  | 31/35         | .886   | 19,289           |
| 19   | Nov 17 | EDM  | 3-1   | W      | 8  | 2  | 1   | 1   | 19  | 55  | 59                          | 18, 11, 24                 | NOLAN         |      |             | 27/16         | 0/4       | Kiprusoff  | 26/28         | .929   | 19,289           |
| 20   | Nov 18 | VAN  | 1-4   | L      | 8  | 9  | 2   | 1   | 19  | 56  | 63                          | 33                         | Michell       |      |             | 30/21         | 0/4       | Kiprusoff  | 15/16         | .938   | 16,839           |
| 21   | Nov 20 | COL  | 4-1   | W      | 9  | 9  | 2   | 1   | 21  | 60  | 64                          | 11+, 12, 25, 11\$          | IGINLA        |      |             | 15/21         | 0/2       | Kiprusoff  | 17/21         | .810   | 18,630           |
| 22   | Nov 22 | CHI  | 1-2   | L      | 9  | 10 | 2   | 1   | 21  | 61  | 66                          | 12                         | Sharp         |      |             | 31/14         | 0/5       | Kiprusoff  | 20/21         | .952   | 19,289           |
| 23   | Nov 24 | COL  | 5-2   | W      | 10 | 2  | 1   | 2   | 23  | 66  | 68                          | 22, 18, 33, 7, 24          | AUCOIN        |      |             | 23/32         | 0/6       | Kiprusoff  | 12/14         | .857   | 19,289           |
| 24   | Nov 25 | STL  | 0-3   | L      | 10 | 11 | 2   | 1   | 23  | 66  | 71                          |                            | Mayers        |      |             | 24/17         | 0/3       | McElhinney | 21/23         | .913   | 18,007           |
| 25   | Nov 27 | DET  | 3-5   | L      | 10 | 12 | 2   | 1   | 23  | 69  | 76                          | 28, 3, 40                  | Datsyuk       |      |             | 22/35         | 1/5       | Kiprusoff  | 15/17         | .882   | 15,128           |
| 26   | Nov 29 | ANA  | 1-4   | L      | 10 | 13 | 2   | 1   | 23  | 70  | 80                          | 40                         | Kunitz        |      |             | 39/26         | 1/6       | McElhinney | 12/15         | .900   | 17,108           |
| 27   | Dec 1  | CLB  | 3-4   | OTL    | 10 | 13 | 3   | 1   | 24  | 73  | 84                          | 22, 12, 33                 | Glencross     |      |             | 36/26         | 1/5       | Kiprusoff  | 18/20         | .880   | 19,289           |
| 28   | Dec 4  | STL  | 3-1   | W      | 11 | 13 | 3   | 1   | 26  | 76  | 85                          | 28+, 41, 20                | BOYD          |      |             | 37/22         | 0/2       | Kiprusoff  | 22/25         | .846   | 19,289           |
| 29   | Dec 6  | PHI  | 2-3   | L(SO)  | 11 | 13 | 3   | 2   | 27  | 78  | 88                          | 12, 12                     | Leung         |      |             | 28/35         | 1/3       | Kiprusoff  | 21/22         | .955   | 19,289           |
| 30   | Dec 9  | CHI  | 3-2   | W      | 12 | 13 | 3   | 2   | 29  | 81  | 90                          | 11, 6, 22                  | LANGKOW       |      |             | 29/37         | 1/5       | Kiprusoff  | 33/35         | .946   | 19,289           |
| 31   | Dec 11 | FLA  | 2-1   | W(SO)  | 13 | 13 | 3   | 2   | 31  | 83  | 91                          | 12+, 20                    | HUSELIUS      |      |             | 35/33         | 0/1       | Kiprusoff  | 35/37         | .943   | 18,382           |
| 32   | Dec 13 | TB   | 9-6   | W      | 14 | 13 | 3   | 2   | 33  | 92  | 97                          | 20, 20, 32, 20, 12, 12, 11 | IGINLA        |      |             | 32/31         | 2/4       | Kiprusoff  | 32/33         | .970   | 12,469           |
| 33   | Dec 14 | CAR  | 4-3   | W      | 15 | 13 | 3   | 2   | 35  | 96  | 100                         | 20, 41, 12, 3              | PHANEUF       |      |             | 21/36         | 1/3       | Kiprusoff  | 25/31         | .807   | 19,289           |
| 34   | Dec 16 | STL  | 5-3   | W      | 16 | 13 | 3   | 2   | 37  | 101 | 104                         | 12, 20, 22+, 12, 22\$      | IGINLA        |      |             | 21/17         | 2/4       | Kiprusoff  | 22/26         | .846   | 19,289           |
| 35   | Dec 18 | CLB  | 3-1   | W      | 17 | 13 | 3   | 2   | 39  | 104 | 103                         | 40, 33, 40, 12             | TANGUAY       |      |             | 23/37         | 1/6       | Kiprusoff  | 21/22         | .955   | 19,289           |
| 36   | Dec 21 | DAL  | 2-3   | OTL    | 17 | 13 | 4   | 2   | 40  | 106 | 107                         | 40+, 18                    | Ribeiro       |      |             | 24/23         | 0/4       | Kiprusoff  | 33/36         | .917   | 15,336           |
| 37   | Dec 23 | NJ   | 0-1   | OTL    | 17 | 13 | 5   | 2   | 41  | 106 | 108                         |                            | Elias         |      |             | 30/22         | 0/6       | Kiprusoff  | 14/17         | .824   | 16,733           |
| 38   | Dec 27 | VAN  | 3-5   | L      | 17 | 14 | 5   | 2   | 41  | 109 | 113                         | 12, 24, 18                 | H.Sedin       |      |             | 32/20         | 2/5       | Kiprusoff  | 36/37         | .973   | 13,181           |
|      |        |      |       |        |    |    |     |     |     |     |                             |                            |               |      |             |               |           | McElhinney | 20/23         | .870   | 19,289           |
|      |        |      |       |        |    |    |     |     |     |     |                             |                            |               |      |             |               |           | Kiprusoff  | 21/22         | .955   | 19,289           |
|      |        |      |       |        |    |    |     |     |     |     |                             |                            |               |      |             |               |           | Kiprusoff  | 15/20         | .750   | 18,630           |
|      |        |      |       |        |    |    |     |     |     |     |                             |                            |               |      |             |               |           | McElhinney | 9/0           | 1.00   |                  |

# FLAMES OVERALL RESULTS 2007-2008 (CON'T)

| Game | Date   | Team | Score | Result | W  | L  | OTL | SOL | PTS | GF  | GA                                 | Flames Goals by #     | Deciding Goal | Shots - CGY/OPP | PP  | PK         | Goalie  | Saves / Shots | \$ = empty net | # = penalty shot | Attendance |
|------|--------|------|-------|--------|----|----|-----|-----|-----|-----|------------------------------------|-----------------------|---------------|-----------------|-----|------------|---------|---------------|----------------|------------------|------------|
| 39   | Dec 29 | ANA  | 5-3   | W      | 18 | 14 | 5   | 2   | 43  | 114 | 116                                | 41, 12, 20+, 12, 20\$ |               | 35/32           | 1/6 | 1/3        | Krusoff | 29/32         |                | 906              | 19,288     |
| 40   | Dec 31 | NYR  | 2-1   | W      | 19 | 14 | 5   | 2   | 45  | 116 | 120                                | 11+, 20               |               | 20/25           | 4/4 | 4/4        | Krusoff | 24/25         |                | 960              | 19,289     |
| 41   | Jan 2  | NYR  | 4-3   | W      | 20 | 14 | 5   | 2   | 47  | 120 | 133, 12, 12, 20                    |                       | 32/22         | 1/5             | 5/5 | Krusoff    | 29/32   |               | 906            | 19,289           |            |
| 42   | Jan 3  | LA   | 3-2   | W (OT) | 21 | 14 | 5   | 2   | 49  | 123 | 40, 12, 12, 20                     |                       | 20/36         | 0/2             | 4/5 | Krusoff    | 30/36   |               | 944            | 17,496           |            |
| 43   | Jan 5  | LA   | 6-4   | W      | 22 | 14 | 5   | 2   | 51  | 129 | 26, 22, 12, 20+, 22, 20\$          |                       | 27/34         | 3/5             | 7/8 | Krusoff    | 34/34   |               | 882            | 18,116           |            |
| 44   | Jan 8  | PHX  | 1-3   | L      | 22 | 15 | 5   | 2   | 50  | 130 | 129, 40                            |                       | 31/31         | 0/4             | 3/4 | Krusoff    | 28/31   |               | 903            | 19,289           |            |
| 45   | Jan 11 | NYI  | 1-3   | L      | 22 | 15 | 5   | 2   | 52  | 134 | 131, 11, 24, 41                    |                       | 42/25         | 1/5             | 3/3 | Krusoff    | 21/25   |               | 840            | 19,289           |            |
| 46   | Jan 13 | EDM  | 1-2   | L      | 22 | 16 | 5   | 3   | 52  | 135 | 136, 22                            |                       | 28/31         | 0/5             | 0/1 | Krusoff    | 29/31   |               | 936            | 16,839           |            |
| 47   | Jan 15 | NSH  | 0-3   | L      | 22 | 17 | 5   | 3   | 52  | 135 | 139                                |                       | 22/38         | 0/2             | 5/6 | Krusoff    | 23/26   |               | 885            | 17,764           |            |
| 48   | Jan 16 | MIN  | 3-2   | W (SO) | 23 | 17 | 5   | 3   | 54  | 138 | 141, 25, 20, 12                    |                       | 31/31         | 1/4             | 5/7 | McElhinney | 12/12   |               | 1,000          | 16,568           |            |
| 49   | Jan 18 | LA   | 6-1   | W      | 24 | 17 | 5   | 3   | 56  | 144 | 24, 22, 22, 7, 18, 22              |                       | 35/38         | 1/5             | 9/9 | Krusoff    | 37/38   |               | 974            | 19,289           |            |
| 50   | Jan 22 | MIN  | 2-1   | W      | 25 | 17 | 5   | 3   | 58  | 146 | 143, 7+, 24                        |                       | 37/24         | 0/4             | 3/3 | Krusoff    | 23/24   |               | 958            | 19,289           |            |
| 51   | Jan 30 | SJ   | 5-4   | W      | 26 | 17 | 5   | 3   | 60  | 151 | 147, 11, 19, 3+, 11+, 11           |                       | 29/31         | 1/3             | 2/3 | Krusoff    | 27/31   |               | 871            | 19,289           |            |
| 52   | Feb 2  | DAL  | 1-2   | L      | 26 | 18 | 5   | 3   | 60  | 152 | 149, 22                            |                       | 32/24         | 0/7             | 1/1 | Krusoff    | 22/24   |               | 917            | 19,289           |            |
| 53   | Feb 4  | EDM  | 0-5   | L      | 26 | 19 | 5   | 3   | 60  | 152 | 154                                |                       | 24/28         | 0/5             | 6/9 | Joseph     | 23/28   |               | 821            | 16,839           |            |
| 54   | Feb 5  | PHX  | 4-3   | W (SO) | 27 | 19 | 5   | 3   | 62  | 156 | 157, 3, 3, 12+, 12                 |                       | 38/23         | 1/2             | 0/0 | Krusoff    | 20/23   |               | 870            | 19,289           |            |
| 55   | Feb 7  | CHI  | 1-3   | L      | 27 | 20 | 5   | 3   | 62  | 157 | 160, 33                            |                       | 27/28         | 0/4             | 5/5 | Krusoff    | 25/27   |               | 926            | 19,289           |            |
| 56   | Feb 9  | EDM  | 4-1   | W      | 28 | 20 | 5   | 3   | 64  | 161 | 11, 3+, 11, 12\$                   |                       | 30/15         | 1/4             | 2/2 | Krusoff    | 14/15   |               | 933            | 19,289           |            |
| 57   | Feb 12 | SJ   | 4-3   | W (OT) | 29 | 20 | 5   | 3   | 66  | 165 | 164, 22, 16, 3+, 12                |                       | 18/43         | 1/3             | 6/7 | Krusoff    | 40/43   |               | 930            | 17,269           |            |
| 58   | Feb 15 | LA   | 3-6   | L      | 29 | 21 | 5   | 3   | 66  | 168 | 170, 22, 41, 11                    |                       | 42/25         | 1/3             | 3/4 | Krusoff    | 19/25   |               | 760            | 18,116           |            |
| 59   | Feb 17 | ANA  | 2-4   | L      | 29 | 22 | 5   | 3   | 66  | 170 | 172, 19                            |                       | 25/36         | 1/2             | 2/4 | Krusoff    | 22/26   |               | 846            | 17,174           |            |
| 60   | Feb 19 | PHX  | 4-1   | W      | 30 | 22 | 5   | 3   | 68  | 174 | 175, 12, 3, 3, 12\$                |                       | 35/25         | 1/5             | 4/5 | Joseph     | 10/10   |               | 1,000          | 15,208           |            |
| 61   | Feb 20 | DAL  | 3-2   | W      | 31 | 22 | 5   | 3   | 70  | 177 | 177, 40, 40+, 12                   |                       | 18/31         | 1/4             | 3/4 | Krusoff    | 24/25   |               | 936            | 18,584           |            |
| 62   | Feb 22 | DET  | 1-0   | W      | 32 | 22 | 5   | 3   | 72  | 178 | 177, 40                            |                       | 26/38         | 0/5             | 6/6 | Joseph     | 20/31   |               | 938            | 19,289           |            |
| 63   | Feb 24 | MIN  | 2-1   | W      | 33 | 22 | 5   | 3   | 74  | 180 | 178, 22, 24                        |                       | 16/39         | 1/4             | 5/6 | Krusoff    | 38/39   |               | 975            | 18,568           |            |
| 64   | Feb 26 | COL  | 2-3   | OTL    | 33 | 22 | 6   | 3   | 75  | 182 | 181, 41, 28*                       |                       | 29/34         | 0/4             | 3/5 | Krusoff    | 31/34   |               | 972            | 19,289           |            |
| 65   | Feb 29 | COL  | 1-3   | L      | 33 | 23 | 6   | 3   | 75  | 183 | 184, 3                             |                       | 23/25         | 1/6             | 5/7 | Krusoff    | 9/11    |               | 818            | 17,174           |            |
| 66   | Mar 1  | PHX  | 3-1   | W      | 34 | 23 | 6   | 3   | 77  | 186 | 185, 44, 12, 12                    |                       | 28/17         | 1/7             | 4/4 | Joseph     | 13/14   |               | 929            | 17,929           |            |
| 67   | Mar 4  | CLB  | 1-0   | W      | 35 | 23 | 6   | 3   | 79  | 187 | 185, 24                            |                       | 19/39         | 0/4             | 6/6 | Krusoff    | 16/17   |               | 941            | 19,289           |            |
| 68   | Mar 7  | NSH  | 1-2   | OTL    | 35 | 23 | 7   | 3   | 80  | 188 | 187, 24                            |                       | 30/36         | 0/6             | 4/4 | Krusoff    | 39/39   |               | 1,000          | 19,289           |            |
| 69   | Mar 10 | STL  | 7-3   | W      | 36 | 23 | 7   | 3   | 82  | 195 | 190, 40, 20, 12, 18*, 26, 22, 40\$ |                       | 30/32         | 0/6             | 5/6 | Krusoff    | 34/36   |               | 944            | 19,289           |            |
| 70   | Mar 12 | WSH  | 2-3   | L      | 36 | 24 | 7   | 3   | 82  | 197 | 193, 12, 20                        |                       | 26/34         | 2/4             | 5/7 | Krusoff    | 29/32   |               | 906            | 19,289           |            |
| 71   | Mar 13 | ATL  | 4-6   | L      | 36 | 25 | 7   | 3   | 82  | 201 | 199, 22, 12, 12, 19                |                       | 32/32         | 1/3             | 1/3 | Joseph     | 31/34   |               | 912            | 17,560           |            |
| 72   | Mar 16 | CHI  | 4-2   | W      | 37 | 25 | 7   | 3   | 84  | 205 | 201, 33, 12, 20, 3                 |                       | 27/36         | 1/3             | 5/6 | Krusoff    | 26/32   |               | 813            | 16,244           |            |
| 73   | Mar 18 | CLB  | 0-1   | L      | 37 | 26 | 7   | 3   | 84  | 205 | 204                                |                       | 18/38         | 0/3             | 3/3 | Krusoff    | 34/36   |               | 944            | 20,717           |            |
| 74   | Mar 20 | COL  | 2-1   | W      | 38 | 26 | 7   | 3   | 86  | 207 | 205, 22, 24                        |                       | 28/16         | 2/4             | 4/4 | Krusoff    | 35/38   |               | 921            | 14,270           |            |
| 75   | Mar 22 | MIN  | 5-4   | W      | 39 | 26 | 7   | 3   | 88  | 212 | 209, 3*, 12, 12, 12, 18            |                       | 31/33         | 0/5             | 4/4 | Krusoff    | 15/16   |               | 938            | 19,289           |            |
| 76   | Mar 24 | COL  | 0-2   | L      | 39 | 27 | 7   | 3   | 88  | 212 | 211                                |                       | 23/25         | 0/5             | 4/5 | Krusoff    | 29/33   |               | 879            | 19,289           |            |
| 77   | Mar 25 | VAN  | 3-2   | W      | 40 | 27 | 7   | 3   | 90  | 215 | 213, 12, 22+, 3                    |                       | 40/34         | 2/7             | 4/5 | Joseph     | 21/23   |               | 1,000          | 18,007           |            |
| 78   | Mar 29 | EDM  | 1-2   | L      | 40 | 28 | 7   | 3   | 90  | 216 | 215, 15                            |                       | 32/21         | 0/2             | 2/3 | Krusoff    | 32/34   |               | 941            | 19,289           |            |
| 79   | Mar 30 | VAN  | 2-6   | L      | 40 | 29 | 7   | 3   | 90  | 218 | 215, 28, 18                        |                       | 29/33         | 1/7             | 8/9 | Krusoff    | 19/21   |               | 905            | 19,289           |            |
| 80   | Apr 1  | EDM  | 3-2   | W      | 41 | 29 | 7   | 3   | 92  | 221 | 223, 33, 40, 11                    |                       | 17/30         | 1/3             | 3/6 | Joseph     | 9/13    |               | 900            | 16,839           |            |
| 81   | Apr 3  | MIN  | 1-3   | L      | 41 | 30 | 7   | 3   | 92  | 222 | 226, 22                            |                       | 27/26         | 1/3             | 4/6 | Krusoff    | 18/20   |               | 933            | 18,568           |            |
| 82   | Apr 5  | VAN  | 7-1   | W      | 42 | 30 | 7   | 3   | 94  | 229 | 227, 25, 20, 23, 41, 40, 12, 23    |                       | 28/28         | 0/1             | 2/2 | Joseph     | 23/26   |               | 885            | 18,568           |            |

# FLAMES HOME RESULTS 2007-2008

| Game | Date   | Team | Score | Result | W  | L  | OTL | SOL | PTS | GF  | GA  | Flames Goals by #             | Deciding Goal   | Shots - CGY/OPP | PP  | P/K | Goalie     | Saves / Shots | Save % | # = empty net | \$ = game-tying goal | + = game-winning goal | Attendance |
|------|--------|------|-------|--------|----|----|-----|-----|-----|-----|-----|-------------------------------|-----------------|-----------------|-----|-----|------------|---------------|--------|---------------|----------------------|-----------------------|------------|
| 1    | Oct 4  | PHI  | 2-3   | L      | 0  | 1  | 0   | 0   | 0   | 2   | 22  | 2, 22                         | Briere          | 26/26           | 1/6 | 6/7 | Kiprusoff  | 23/26         | .885   |               |                      | 19,288                |            |
| 2    | Oct 6  | VAN  | 3-4   | OTL    | 0  | 1  | 0   | 0   | 1   | 5   | 7   | 6, 22, 22+                    | D. Sedin        | 29/31           | 1/6 | 4/8 | Kiprusoff  | 27/31         | .871   |               |                      | 19,288                |            |
| 3    | Oct 18 | LA   | 4-3   | W      | 1  | 1  | 0   | 0   | 3   | 9   | 10  | 20, 22, 24, 22                | <b>LANGKOW</b>  | 29/34           | 2/5 | 6/8 | Kiprusoff  | 31/34         | .912   |               |                      | 19,289                |            |
| 4    | Oct 20 | EDM  | 4-1   | W      | 2  | 1  | 0   | 0   | 5   | 13  | 11  | 20, 12, 3, 33                 | <b>IGINLA</b>   | 34/18           | 3/8 | 6/6 | Kiprusoff  | 17/18         | .944   |               |                      | 19,289                |            |
| 5    | Oct 22 | SJ   | 1-4   | L      | 2  | 2  | 1   | 0   | 5   | 14  | 15  | 22                            | Michalek        | 19/20           | 0/4 | 2/4 | Kiprusoff  | 15/18         | .833   |               |                      | 19,289                |            |
| 6    | Oct 24 | MIN  | 5-3   | W      | 3  | 2  | 1   | 0   | 7   | 19  | 18  | 12, 3, 40+, 40, 28            | <b>TANGUAY</b>  | 24/19           | 1/6 | 7/9 | McElhinney | 16/19         | .842   |               |                      | 19,288                |            |
| 7    | Oct 26 | COL  | 2-3   | OTL    | 3  | 2  | 0   | 0   | 8   | 21  | 21  | 40, 18                        | Smyth           | 41/22           | 0/5 | 4/4 | Kiprusoff  | 19/22         | .864   |               |                      | 19,289                |            |
| 8    | Oct 30 | NSH  | 5-1   | W      | 4  | 2  | 0   | 0   | 10  | 26  | 22  | 18, 20, 23, 12                | <b>LOMBARDI</b> | 33/40           | 2/7 | 5/6 | Kiprusoff  | 39/40         | .975   |               |                      | 19,289                |            |
| 9    | Nov 1  | DET  | 1-4   | L      | 4  | 3  | 2   | 0   | 10  | 27  | 26  | 40                            | Zeiterberg      | 27/26           | 1/3 | 1/3 | Kiprusoff  | 22/26         | .846   |               |                      | 19,289                |            |
| 10   | Nov 8  | VAN  | 2-3   | L      | 4  | 4  | 2   | 0   | 10  | 29  | 29  | 8, 11                         | Burrows         | 38/24           | 1/5 | 4/5 | Kiprusoff  | 21/24         | .875   |               |                      | 19,288                |            |
| 11   | Nov 10 | EDM  | 2-4   | L      | 4  | 5  | 2   | 0   | 10  | 31  | 33  | 40, 28                        | Harcoff         | 39/35           | 1/7 | 4/6 | Kiprusoff  | 31/35         | .886   |               |                      | 19,288                |            |
| 12   | Nov 13 | MIN  | 3-2   | W      | 5  | 5  | 2   | 0   | 12  | 34  | 35  | 3, 12+, 20                    | <b>HUSELIUS</b> | 28/28           | 1/5 | 4/5 | Kiprusoff  | 26/28         | .929   |               |                      | 19,289                |            |
| 13   | Nov 20 | COL  | 4-1   | W      | 6  | 5  | 2   | 0   | 14  | 38  | 36  | 11+, 12, 25, 11\$             | <b>IGINLA</b>   | 15/21           | 0/2 | 5/5 | Kiprusoff  | 20/21         | .952   |               |                      | 19,289                |            |
| 14   | Nov 22 | CHI  | 1-2   | L      | 6  | 6  | 2   | 0   | 14  | 39  | 38  | 12                            | Sharp           | 31/14           | 1/6 | 3/3 | Kiprusoff  | 12/14         | .857   |               |                      | 19,289                |            |
| 15   | Nov 29 | ANA  | 1-4   | L      | 6  | 7  | 2   | 0   | 14  | 40  | 42  | 40                            | Kunitz          | 39/26           | 1/5 | 0/1 | Kiprusoff  | 22/25         | .880   |               |                      | 19,288                |            |
| 16   | Dec 1  | CLB  | 3-4   | OTL    | 6  | 7  | 3   | 0   | 15  | 43  | 46  | 22, 12, 33                    | Glenross        | 36/26           | 1/5 | 2/3 | Kiprusoff  | 22/26         | .846   |               |                      | 19,289                |            |
| 17   | Dec 4  | STL  | 3-1   | W      | 7  | 7  | 3   | 0   | 17  | 46  | 47  | 26+, 41, 20                   | <b>BOYD</b>     | 37/22           | 0/2 | 2/2 | Kiprusoff  | 21/22         | .955   |               |                      | 19,289                |            |
| 18   | Dec 6  | PIT  | 2-3   | L(SO)  | 7  | 7  | 3   | 1   | 18  | 48  | 50  | 12, 12                        | Latang          | 28/35           | 1/3 | 4/5 | Kiprusoff  | 33/35         | .943   |               |                      | 19,289                |            |
| 19   | Dec 21 | DAL  | 2-3   | OTL    | 7  | 7  | 4   | 1   | 19  | 50  | 53  | 40+, 18                       | Ribeiro         | 24/23           | 0/4 | 3/3 | Kiprusoff  | 20/23         | .870   |               |                      | 19,289                |            |
| 20   | Dec 23 | NJ   | 0-1   | OTL    | 7  | 7  | 5   | 1   | 20  | 50  | 54  |                               | Elias           | 30/22           | 0/6 | 4/4 | Kiprusoff  | 21/22         | .955   |               |                      | 19,289                |            |
| 21   | Dec 29 | ANA  | 5-3   | W      | 8  | 7  | 5   | 1   | 22  | 55  | 57  | 41, 12, 20+, 12, 20\$         | <b>IGINLA</b>   | 35/32           | 1/6 | 1/3 | Kiprusoff  | 29/32         | .906   |               |                      | 19,289                |            |
| 22   | Dec 31 | VAN  | 2-1   | W      | 9  | 7  | 5   | 1   | 24  | 57  | 58  | 11+, 20                       | <b>HUSELIUS</b> | 20/25           | 0/4 | 4/4 | Kiprusoff  | 24/25         | .960   |               |                      | 19,289                |            |
| 23   | Jan 2  | NVR  | 4-3   | W      | 10 | 7  | 5   | 1   | 26  | 61  | 61  | 33, 12, 12, 20                | <b>HUSELIUS</b> | 32/22           | 1/5 | 5/5 | Kiprusoff  | 29/32         | .906   |               |                      | 19,289                |            |
| 24   | Jan 8  | PHX  | 1-5   | L      | 10 | 8  | 5   | 2   | 26  | 62  | 64  | 40                            | Perrault        | 31/31           | 1/5 | 3/4 | Kiprusoff  | 28/31         | .903   |               |                      | 19,289                |            |
| 25   | Jan 11 | NYI  | 4-5   | L(SO)  | 10 | 8  | 5   | 2   | 27  | 66  | 69  | 11, 11, 24, 41                | Park            | 42/25           | 0/4 | 3/3 | Kiprusoff  | 21/25         | .840   |               |                      | 19,289                |            |
| 26   | Jan 18 | LA   | 6-1   | W      | 11 | 8  | 5   | 2   | 29  | 72  | 70  | 24, 22, 22, 7, 18, 22         | <b>LANGKOW</b>  | 35/38           | 1/5 | 9/9 | Kiprusoff  | 37/38         | .974   |               |                      | 19,289                |            |
| 27   | Jan 22 | MIN  | 2-1   | W      | 12 | 8  | 5   | 2   | 31  | 74  | 71  | 7+, 24                        | <b>CONROY</b>   | 37/24           | 0/4 | 3/3 | Kiprusoff  | 23/24         | .988   |               |                      | 19,289                |            |
| 28   | Jan 30 | SJ   | 5-4   | W      | 13 | 8  | 5   | 2   | 33  | 79  | 75  | 11, 19, 3, 11, 11             | <b>NOLAN</b>    | 29/31           | 1/3 | 2/3 | Kiprusoff  | 27/31         | .871   |               |                      | 19,289                |            |
| 29   | Feb 2  | DAL  | 1-3   | L      | 13 | 9  | 5   | 2   | 33  | 80  | 77  | 22                            | Hagman          | 32/24           | 0/1 | 0/0 | Kiprusoff  | 22/24         | .917   |               |                      | 19,289                |            |
| 30   | Feb 5  | PHX  | 4-2   | W(SO)  | 14 | 9  | 5   | 2   | 35  | 84  | 80  | 3, 3, 12+, 12                 | <b>IGINLA</b>   | 38/23           | 1/2 | 0/0 | Kiprusoff  | 20/23         | .870   |               |                      | 19,289                |            |
| 31   | Feb 7  | CHI  | 1-3   | L      | 14 | 10 | 5   | 2   | 35  | 85  | 83  | 33                            | Sharp           | 27/28           | 0/4 | 5/5 | Kiprusoff  | 25/27         | .926   |               |                      | 19,289                |            |
| 32   | Feb 9  | EDM  | 4-1   | W      | 15 | 10 | 5   | 2   | 37  | 89  | 84  | 11, 9, 11, 12\$               | <b>PHANEUF</b>  | 30/15           | 1/4 | 2/2 | Kiprusoff  | 14/15         | .933   |               |                      | 19,289                |            |
| 33   | Feb 22 | DET  | 1-0   | W      | 16 | 10 | 5   | 2   | 39  | 90  | 84  | 40                            | <b>LOMBARDI</b> | 26/38           | 0/5 | 6/6 | Kiprusoff  | 38/38         | 1.00   |               |                      | 19,289                |            |
| 34   | Feb 26 | COL  | 2-3   | OTL    | 16 | 10 | 6   | 2   | 40  | 92  | 87  | 41, 28*                       | Stashy          | 29/34           | 0/4 | 3/5 | Kiprusoff  | 31/34         | .912   |               |                      | 19,289                |            |
| 35   | Mar 4  | CLB  | 1-0   | W      | 17 | 10 | 6   | 2   | 42  | 93  | 87  | 24                            | <b>CONROY</b>   | 19/39           | 0/4 | 6/6 | Kiprusoff  | 39/39         | 1.00   |               |                      | 19,289                |            |
| 36   | Mar 7  | NSH  | 1-2   | OTL    | 17 | 10 | 7   | 2   | 43  | 94  | 89  | 24                            | Dumont          | 30/36           | 0/6 | 4/4 | Kiprusoff  | 34/36         | .944   |               |                      | 19,289                |            |
| 37   | Mar 10 | STL  | 7-3   | W      | 18 | 10 | 7   | 2   | 45  | 101 | 92  | 40, 20, 12, 16*, 26, 22, 40\$ | <b>LOMBARDI</b> | 30/32           | 1/5 | 5/6 | Kiprusoff  | 29/32         | .906   |               |                      | 19,289                |            |
| 38   | Mar 20 | COL  | 2-1   | W      | 19 | 10 | 7   | 2   | 47  | 103 | 93  | 22, 24                        | <b>CONROY</b>   | 28/16           | 2/4 | 4/4 | Kiprusoff  | 15/16         | .938   |               |                      | 19,289                |            |
| 39   | Mar 22 | MIN  | 5-4   | W      | 20 | 10 | 7   | 2   | 49  | 108 | 101 | 3, 12, 12, 12, 18             | <b>LOMBARDI</b> | 31/33           | 0/5 | 4/4 | Kiprusoff  | 30/33         | .879   |               |                      | 19,289                |            |
| 40   | Mar 25 | VAN  | 3-2   | W      | 21 | 10 | 7   | 2   | 51  | 111 | 99  | 12, 22+, 3                    | <b>PHANEUF</b>  | 40/34           | 2/7 | 4/5 | Kiprusoff  | 32/34         | .941   |               |                      | 19,289                |            |
| 41   | Mar 29 | EDM  | 1-2   | L      | 21 | 11 | 7   | 2   | 51  | 112 | 101 | 18                            | Penner          | 32/21           | 0/2 | 2/3 | Kiprusoff  | 19/21         | .905   |               |                      | 19,289                |            |

# FLAMES ROAD RESULTS 2007-2008

| Game | Date   | Team | Score | Result | W  | L  | OTL | SOL | PTS | GF  | GA        | Flames Goals by #          | Deciding Goal   | Shots - CGY/OPP | PP  | P/K      | Goalie     | Saves / Shots | Save % | # = empty net | \$ = game-tying goal | + = game-winning goal | Bold Italic = GW Shootout goal | Attendance |
|------|--------|------|-------|--------|----|----|-----|-----|-----|-----|-----------|----------------------------|-----------------|-----------------|-----|----------|------------|---------------|--------|---------------|----------------------|-----------------------|--------------------------------|------------|
| 1    | Oct.10 | DET  | 2-4   | L      | 0  | 1  | 0   | 0   | 0   | 2   | 4         | 20, 20                     | Draper          | 21/28           | 0/2 | 1/3      | Kruposif   | 24/28         | .857   |               |                      |                       | 16,639                         |            |
| 2    | Oct.12 | DAL  | 3-2   | W (OT) | 1  | 1  | 0   | 0   | 2   | 5   | 6         | 12, 18, 18                 | <b>LOWBARDI</b> | 26/26           | 0/4 | 4/5      | Kruposif   | 24/26         | .923   |               |                      |                       | 17,132                         |            |
| 3    | Oct.13 | NSH  | 7-4   | W      | 2  | 1  | 0   | 0   | 4   | 12  | 10        | 22, 24, 20, 18             | <b>GODARD</b>   | 30/25           | 1/3 | 3/4      | Kruposif   | 21/25         | .840   |               |                      |                       | 13,152                         |            |
| 4    | Oct.16 | COL  | 4-5   | L (SO) | 2  | 1  | 0   | 1   | 5   | 17  | 13        | 3, 26, 12, 12              | Smyth           | 29/35           | 0/5 | 5/6      | Kruposif   | 31/35         | .886   |               |                      |                       | 16,722                         |            |
| 5    | Nov.3  | MIN  | 1-4   | L      | 2  | 2  | 0   | 1   | 5   | 16  | 19        | 19, 12                     | Gaborik         | 24/17           | 0/3 | 2/3      | Kruposif   | 13/16         | .813   |               |                      |                       | 18,568                         |            |
| 6    | Nov.5  | COL  | 1-4   | L      | 2  | 3  | 0   | 1   | 5   | 18  | 23        | 12                         | Wolski          | 24/26           | 1/1 | 5/6      | Kruposif   | 30/34         | .882   |               |                      |                       | 15,655                         |            |
| 7    | Nov.17 | EDM  | 3-1   | W      | 3  | 3  | 0   | 1   | 7   | 21  | 24        | 18, 11, 24                 | <b>NOLAN</b>    | 27/16           | 0/4 | 3/3      | Kruposif   | 15/16         | .938   |               |                      |                       | 16,839                         |            |
| 8    | Nov.24 | VAN  | 1-4   | L      | 3  | 4  | 0   | 1   | 7   | 22  | 28        | 33                         | Mitchell        | 30/21           | 0/4 | 3/4      | Kruposif   | 17/21         | .810   |               |                      |                       | 18,630                         |            |
| 9    | Nov.24 | COL  | 5-2   | W      | 4  | 4  | 0   | 1   | 9   | 27  | 30        | 22, 18, 33, 7, 24          | <b>AUCOIN</b>   | 23/32           | 0/6 | 4/4      | Kruposif   | 21/23         | .913   |               |                      |                       | 18,007                         |            |
| 10   | Nov.25 | STL  | 0-3   | L      | 4  | 5  | 0   | 1   | 9   | 27  | 33        |                            | Mayers          | 24/17           | 0/3 | 1/2      | McElhinney | 15/17         | .882   |               |                      |                       | 15,128                         |            |
| 11   | Nov.27 | DET  | 3-5   | L      | 4  | 6  | 0   | 1   | 9   | 30  | 38        | 26, 3, 40                  | Datsyuk         | 22/35           | 1/5 | 6/2      | Kruposif   | 12/15         | .800   |               |                      |                       | 17,108                         |            |
| 12   | Dec.9  | CHI  | 3-2   | W      | 5  | 6  | 0   | 1   | 11  | 33  | 40        | 11, 6, 22                  | <b>LANGKOW</b>  | 29/37           | 1/5 | 4/4      | McElhinney | 18/20         | .900   |               |                      |                       | 13,382                         |            |
| 13   | Dec.11 | FLA  | 2-1   | W (SO) | 6  | 0  | 1   | 13  | 35  | 41  | 12, 4, 20 | <b>HUSELIUS</b>            | 35/33           | 0/1             | 2/2 | Kruposif | 35/37      | .946          |        |               |                      | 12,499                |                                |            |
| 14   | Dec.13 | TB   | 9-6   | W      | 7  | 6  | 0   | 0   | 15  | 44  | 47        | 20, 33, 22, 20, 12, 12, 11 | <b>IGINLA</b>   | 32/31           | 2/4 | 4/6      | Kruposif   | 32/33         | .970   |               |                      |                       | 19,026                         |            |
| 15   | Dec.14 | CAR  | 4-3   | W      | 8  | 6  | 0   | 1   | 17  | 48  | 50        | 20, 41, 12, 3, 9           | <b>PHANEUF</b>  | 21/36           | 1/3 | 7/8      | Kruposif   | 25/31         | .807   |               |                      |                       | 15,536                         |            |
| 16   | Dec.16 | STL  | 5-3   | W      | 9  | 6  | 0   | 1   | 19  | 53  | 63        | 12, 20, 22+, 12, 22\$      | <b>IGINLA</b>   | 21/17           | 2/4 | 3/3      | Kruposif   | 33/36         | .917   |               |                      |                       | 16,733                         |            |
| 17   | Dec.18 | CLB  | 3-1   | W      | 10 | 6  | 0   | 1   | 21  | 58  | 54        | 35, 40, 12                 | <b>TANGUAY</b>  | 23/37           | 1/6 | 6/6      | Kruposif   | 14/17         | .824   |               |                      |                       | 16,733                         |            |
| 18   | Dec.27 | VAN  | 3-5   | L      | 10 | 7  | 0   | 1   | 21  | 59  | 59        | 12, 24, 18                 | H.Sedin         | 32/20           | 2/5 | 3/5      | Kruposif   | 36/37         | .973   |               |                      |                       | 13,181                         |            |
| 19   | Jan.3  | SJ   | 3-2   | W (OT) | 11 | 7  | 0   | 1   | 23  | 62  | 61        | 40, 12, 12                 | <b>IGINLA</b>   | 20/36           | 0/2 | 4/5      | McElhinney | 15/20         | .750   |               |                      |                       | 18,630                         |            |
| 20   | Jan.5  | LA   | 6-4   | W      | 12 | 7  | 0   | 1   | 25  | 68  | 65        | 28, 22, 12, 20+, 22, 20\$  | <b>LANGKOW</b>  | 27/34           | 3/5 | 7/8      | Kruposif   | 34/36         | .944   |               |                      |                       | 17,496                         |            |
| 21   | Jan.13 | EDM  | 1-2   | L      | 12 | 8  | 0   | 1   | 25  | 69  | 67        | 22                         | Hemsky          | 28/31           | 0/5 | 0/1      | Kruposif   | 30/34         | .882   |               |                      |                       | 18,118                         |            |
| 22   | Jan.15 | NSH  | 0-3   | L      | 12 | 9  | 0   | 1   | 25  | 69  | 70        |                            | Erat            | 28/31           | 0/2 | 5/6      | Kruposif   | 29/31         | .904   |               |                      |                       | 16,839                         |            |
| 23   | Jan.16 | MIN  | 3-2   | W (SO) | 13 | 9  | 0   | 1   | 27  | 72  | 72        | 25, 20, 12                 | <b>IGINLA</b>   | 31/31           | 1/4 | 5/7      | McElhinney | 23/26         | .885   |               |                      |                       | 11,764                         |            |
| 24   | Feb.4  | EDM  | 0-5   | L      | 13 | 10 | 0   | 1   | 27  | 72  | 77        |                            | Pisani          | 24/28           | 0/5 | 6/9      | Kruposif   | 12/12         | 1.00   |               |                      |                       | 18,568                         |            |
| 25   | Feb.12 | SJ   | 4-3   | W (OT) | 14 | 10 | 0   | 1   | 29  | 76  | 80        | 22, 16, 3+, 12             | <b>IGINLA</b>   | 18/43           | 1/3 | 6/7      | Joseph     | 29/31         | .936   |               |                      |                       | 16,339                         |            |
| 26   | Feb.15 | ANA  | 3-6   | L      | 14 | 11 | 0   | 1   | 29  | 79  | 86        | 22, 41, 11                 | O'Sullivan      | 42/25           | 3/4 | 3/4      | Kruposif   | 23/28         | .821   |               |                      |                       | 17,269                         |            |
| 27   | Feb.17 | ANA  | 2-4   | L      | 14 | 11 | 0   | 1   | 29  | 81  | 90        | 22, 19                     | S.Niedermyer    | 25/36           | 1/2 | 2/4      | Kruposif   | 19/25         | .760   |               |                      |                       | 18,118                         |            |
| 28   | Feb.19 | PHX  | 4-1   | W      | 15 | 12 | 0   | 1   | 31  | 85  | 91        | 12, 3, 12\$                | <b>PHANEUF</b>  | 35/25           | 1/5 | 4/5      | Joseph     | 22/26         | .846   |               |                      |                       | 17,174                         |            |
| 29   | Feb.20 | DAL  | 3-2   | W      | 16 | 12 | 0   | 1   | 33  | 88  | 93        | 40, 40, 12                 | <b>IGINLA</b>   | 18/31           | 1/4 | 3/4      | Kruposif   | 10/10         | 1.00   |               |                      |                       | 15,708                         |            |
| 30   | Feb.24 | MIN  | 2-1   | W      | 17 | 12 | 0   | 1   | 35  | 90  | 94        | 22, 24                     | <b>CONROY</b>   | 16/39           | 1/4 | 5/6      | Joseph     | 24/25         | .960   |               |                      |                       | 15,708                         |            |
| 31   | Feb.29 | ANA  | 1-3   | L      | 17 | 13 | 0   | 1   | 35  | 91  | 97        | 3                          | S.Niedermyer    | 23/25           | 1/6 | 5/7      | Kruposif   | 29/31         | .936   |               |                      |                       | 18,584                         |            |
| 32   | Mar.1  | PHX  | 3-1   | W      | 18 | 13 | 0   | 1   | 37  | 94  | 98        | 44, 12, 12                 | <b>IGINLA</b>   | 28/17           | 1/7 | 4/4      | Joseph     | 38/39         | .975   |               |                      |                       | 18,568                         |            |
| 33   | Mar.12 | WSH  | 2-3   | L      | 18 | 14 | 0   | 1   | 37  | 96  | 100       | 12, 20                     | Ovechkin        | 26/34           | 2/4 | 5/7      | Joseph     | 31/14         | .329   |               |                      |                       | 17,529                         |            |
| 34   | Mar.13 | ATL  | 4-6   | L      | 18 | 15 | 0   | 1   | 37  | 100 | 107       | 22, 12, 12, 19             | Holik           | 32/32           | 0/1 | 1/3      | Kruposif   | 31/34         | .912   |               |                      |                       | 17,960                         |            |
| 35   | Mar.16 | CHI  | 4-2   | W      | 19 | 15 | 0   | 1   | 39  | 104 | 109       | 33, 12, 20, 3              | <b>HUSELIUS</b> | 27/36           | 1/3 | 5/6      | Joseph     | 26/32         | .813   |               |                      |                       | 16,244                         |            |
| 36   | Mar.18 | CLB  | 0-3   | L      | 19 | 16 | 0   | 1   | 39  | 104 | 112       |                            | Nash            | 18/38           | 0/2 | 3/3      | Kruposif   | 34/36         | .944   |               |                      |                       | 20,717                         |            |
| 37   | Mar.24 | COL  | 0-2   | L      | 19 | 17 | 0   | 1   | 39  | 104 | 114       |                            | Leopold         | 23/25           | 0/5 | 4/5      | Kruposif   | 35/38         | .921   |               |                      |                       | 14,270                         |            |
| 38   | Mar.30 | VAN  | 2-6   | L      | 19 | 18 | 0   | 1   | 39  | 106 | 120       | 25, 18                     | Linden          | 29/33           | 1/7 | 8/9      | Joseph     | 21/23         | .913   |               |                      |                       | 18,007                         |            |
| 39   | Apr.1  | EDM  | 3-2   | W      | 20 | 18 | 0   | 1   | 41  | 109 | 122       | 33, 40, 11                 | <b>NOLAN</b>    | 17/30           | 1/3 | 3/3      | Kruposif   | 2/2           | 1.00   |               |                      |                       | 18,630                         |            |
| 40   | Apr.3  | MIN  | 1-3   | L      | 20 | 19 | 0   | 1   | 41  | 110 | 125       |                            | Gaborik         | 27/26           | 1/3 | 4/6      | Kruposif   | 9/13          | .900   |               |                      |                       | 16,839                         |            |
| 41   | Apr.5  | VAN  | 7-1   | W      | 21 | 19 | 0   | 1   | 43  | 117 | 126       | 25, 20, 23, 41, 40, 12, 23 | <b>HUSELIUS</b> | 28/28           | 0/1 | 2/2      | Joseph     | 28/30         | .933   |               |                      |                       | 18,639                         |            |
|      |        |      |       |        |    |    |     |     |     |     |           |                            |                 |                 |     |          |            |               |        |               |                      |                       | 18,630                         |            |

# 2008 STANLEY CUP RESULTS

## Western Conference

### Quarter Finals

Detroit defeated Nashville 4-2  
San Jose defeated Calgary 4-3  
Colorado defeated Minnesota 4-2  
Dallas defeated Anaheim 4-2

## Western Conference

### Semi Finals

Detroit defeated Colorado 4-0  
Dallas defeated San Jose 4-2

## Western Conference

### Conference Finals

Detroit defeated Dallas 4-2

## Eastern Conference

### Quarter Finals

Montreal defeated Boston 4-3  
Pittsburgh defeated Ottawa 4-0  
NY Rangers defeated New Jersey 4-1  
Philadelphia defeated Washington 4-3

## Eastern Conference

### Semi Finals

Pittsburgh defeated NY Rangers 4-1  
Philadelphia defeated Montreal 4-1

## Eastern Conference

### Conference Finals

Pittsburgh defeated Philadelphia 4-1

## 2008 Stanley Cup Finals

Detroit defeated Pittsburgh 4-2

## DIVISIONAL ALIGNMENT

### WESTERN CONFERENCE

### EASTERN CONFERENCE



#### Central Division

Chicago  
Columbus  
Detroit  
Nashville  
St. Louis

#### Northwest Division

**CALGARY**  
Colorado  
Edmonton  
Minnesota  
Vancouver

#### Pacific Division

Anaheim  
Dallas  
Los Angeles  
Phoenix  
San Jose



#### Atlantic Division


New Jersey  
NY Islanders  
NY Rangers  
Philadelphia  
Pittsburgh

#### Northeast Division

Boston  
Buffalo  
Montreal  
Ottawa  
Toronto

#### Southeast Division

Atlanta  
Carolina  
Florida  
Tampa Bay  
Washington



**TEAM VS. TEAM**

**WE  
ARE**







| DATE          | TEAMS   |   |            | ATTND. | WINNING GOAL | GOALTENDERS       |                              |
|---------------|---------|---|------------|--------|--------------|-------------------|------------------------------|
| Nov. 29, 2007 | Anaheim | 4 | AT CALGARY | 1      | 19289        | Chris Kunitz      | Giguere - Kiprusoff          |
| Dec. 29, 2007 | Anaheim | 3 | AT CALGARY | 5      | 19289        | Jarome Iginla     | Giguere - Kiprusoff          |
| Feb. 17, 2008 | CALGARY | 2 | AT Anaheim | 4      | 17174        | Scott Niedermayer | Joseph / Kiprusoff - Giguere |
| Feb. 29, 2008 | CALGARY | 1 | AT Anaheim | 3      | 17174        | Scott Niedermayer | Joseph / Kiprusoff - Giguere |

|         | GP | W | L | OTL | SHOL | PTS | GF | GA | PPG | SHG | PEN | PIM |
|---------|----|---|---|-----|------|-----|----|----|-----|-----|-----|-----|
| CALGARY | 4  | 1 | 3 | 0   | 0    | 2   | 9  | 14 | 4   | 0   | 55  | 110 |
| Anaheim | 4  | 3 | 1 | 0   | 0    | 6   | 14 | 9  | 7   | 1   | 56  | 112 |

**GOALS AND SHOTS BY PERIODS**

|         | 1st    | 2nd    | 3rd    | OT    | TOTALS   | PCT  |
|---------|--------|--------|--------|-------|----------|------|
| CALGARY | 3 - 36 | 3 - 45 | 3 - 41 | 0 - 0 | 9 - 122  | 7.4  |
| Anaheim | 6 - 46 | 6 - 40 | 2 - 33 | 0 - 0 | 14 - 119 | 11.8 |

| CALGARY           | GP       | G        | A         | PTS       | PIM        | +/-        | PPG      | SHG      | ENG      | ANAHEIM             | GP       | G         | A         | PTS       | PIM        | +/-      | PPG      | SHG      | EN       |
|-------------------|----------|----------|-----------|-----------|------------|------------|----------|----------|----------|---------------------|----------|-----------|-----------|-----------|------------|----------|----------|----------|----------|
| Jarome Iginla     | 4        | 2        | 3         | 5         | 7          | -1         | 1        | 0        | 0        | Ryan Getzlaf        | 4        | 1         | 5         | 6         | 6          | 2        | 0        | 0        | 0        |
| Kristian Huselius | 4        | 2        | 2         | 4         | 6          | 1          | 0        | 0        | 1        | Scott Niedermayer   | 3        | 3         | 1         | 4         | 0          | -2       | 3        | 0        | 0        |
| Dion Phaneuf      | 4        | 1        | 2         | 3         | 32         | -1         | 1        | 0        | 0        | Chris Pronger       | 3        | 1         | 3         | 4         | 4          | 2        | 1        | 0        | 0        |
| Craig Conroy      | 4        | 0        | 3         | 3         | 0          | -1         | 0        | 0        | 0        | Chris Kunitz        | 4        | 1         | 3         | 4         | 0          | -2       | 0        | 0        | 0        |
| Daymond Langkow   | 4        | 1        | 1         | 2         | 0          | -2         | 1        | 0        | 0        | Todd Bertuzzi       | 4        | 1         | 2         | 3         | 21         | 1        | 1        | 0        | 0        |
| Dustin Boyd       | 3        | 1        | 0         | 1         | 0          | 0          | 0        | 0        | 0        | Corey Perry         | 4        | 1         | 2         | 3         | 15         | 1        | 1        | 0        | 0        |
| Wayne Primeau     | 3        | 1        | 0         | 1         | 2          | -1         | 0        | 0        | 0        | Mathieu Schneider   | 4        | 1         | 2         | 3         | 8          | 1        | 0        | 0        | 0        |
| Alex Tanguay      | 3        | 1        | 0         | 1         | 2          | -3         | 1        | 0        | 0        | Teemu Selanne       | 2        | 1         | 1         | 2         | 0          | 0        | 1        | 0        | 0        |
| Marcus Nilson     | 1        | 0        | 1         | 1         | 0          | 1          | 0        | 0        | 0        | Sean O'Donnell      | 4        | 0         | 2         | 2         | 2          | 2        | 0        | 0        | 0        |
| Stephane Yelle    | 2        | 0        | 1         | 1         | 0          | 0          | 0        | 0        | 0        | Ryan Carter         | 2        | 1         | 0         | 1         | 0          | 0        | 0        | 0        | 0        |
| Eric Nystrom      | 3        | 0        | 1         | 1         | 5          | 1          | 0        | 0        | 0        | Todd Marchant       | 3        | 1         | 0         | 1         | 4          | 0        | 0        | 0        | 0        |
| Matthew Lombardi  | 4        | 0        | 1         | 1         | 4          | 0          | 0        | 0        | 0        | Rob Niedermayer     | 4        | 1         | 0         | 1         | 2          | 1        | 0        | 1        | 1        |
| Owen Nolan        | 4        | 0        | 1         | 1         | 8          | -2         | 0        | 0        | 0        | George Parros       | 4        | 1         | 0         | 1         | 21         | 1        | 0        | 0        | 0        |
| David Moss        | 1        | 0        | 0         | 0         | 0          | 0          | 0        | 0        | 0        | Andy McDonald       | 1        | 0         | 1         | 1         | 0          | 1        | 0        | 0        | 0        |
| Tim Ramholt       | 1        | 0        | 0         | 0         | 0          | -1         | 0        | 0        | 0        | Drew Miller         | 1        | 0         | 1         | 1         | 0          | 0        | 0        | 0        | 0        |
| Jim Vandermeer    | 1        | 0        | 0         | 0         | 5          | 0          | 0        | 0        | 0        | Bobby Ryan          | 1        | 0         | 1         | 1         | 0          | 0        | 0        | 0        | 0        |
| Curtis Joseph     | 2        | 0        | 0         | 0         | 0          | 0          | 0        | 0        | 0        | Doug Weight         | 1        | 0         | 1         | 1         | 0          | -2       | 0        | 0        | 0        |
| Adrian Aucoin     | 3        | 0        | 0         | 0         | 2          | 1          | 0        | 0        | 0        | Francois Beauchemin | 4        | 0         | 1         | 1         | 0          | 0        | 0        | 0        | 0        |
| David Hale        | 3        | 0        | 0         | 0         | 0          | -1         | 0        | 0        | 0        | Marc-Andre Bergeron | 1        | 0         | 0         | 0         | 0          | 0        | 0        | 0        | 0        |
| Anders Eriksson   | 4        | 0        | 0         | 0         | 0          | 1          | 0        | 0        | 0        | Andrew Ebbett       | 1        | 0         | 0         | 0         | 0          | 0        | 0        | 0        | 0        |
| Eric Godard       | 4        | 0        | 0         | 0         | 12         | 0          | 0        | 0        | 0        | Shane Hnidy         | 1        | 0         | 0         | 0         | 0          | 1        | 0        | 0        | 0        |
| Milikka Kiprusoff | 4        | 0        | 0         | 0         | 0          | 0          | 0        | 0        | 0        | Brian Sutherby      | 2        | 0         | 0         | 0         | 5          | 0        | 0        | 0        | 0        |
| Robyn Regehr      | 4        | 0        | 0         | 0         | 8          | -1         | 0        | 0        | 0        | Brad May            | 3        | 0         | 0         | 0         | 2          | 0        | 0        | 0        | 0        |
| Cory Sarich       | 4        | 0        | 0         | 0         | 8          | -2         | 0        | 0        | 0        | Samuel Pahlsson     | 3        | 0         | 0         | 0         | 2          | 1        | 0        | 0        | 0        |
| Mark Smith        | 4        | 0        | 0         | 0         | 9          | 0          | 0        | 0        | 0        | J.S. Giguere        | 4        | 0         | 0         | 0         | 0          | 0        | 0        | 0        | 0        |
| <b>TOTALS</b>     | <b>4</b> | <b>9</b> | <b>16</b> | <b>25</b> | <b>110</b> | <b>-11</b> | <b>4</b> | <b>0</b> | <b>1</b> | <b>TOTALS</b>       | <b>4</b> | <b>14</b> | <b>26</b> | <b>40</b> | <b>112</b> | <b>8</b> | <b>7</b> | <b>1</b> | <b>1</b> |

| Goaltenders                 | GP       | MP         | GA        | EN       | SO       | SVS        | AVG         | SAVE %      |
|-----------------------------|----------|------------|-----------|----------|----------|------------|-------------|-------------|
| Curtis Joseph (0-0-0-0)     | 2        | 60         | 1         | 0        | 0        | 23         | 1.00        | 95.8        |
| Milikka Kiprusoff (1-3-0-0) | 4        | 179        | 12        | 1        | 0        | 62         | 4.02        | 87.2        |
| <b>TOTALS</b>               | <b>4</b> | <b>240</b> | <b>13</b> | <b>1</b> | <b>0</b> | <b>105</b> | <b>3.50</b> | <b>88.2</b> |

| Goaltenders              | GP       | MP         | GA       | EN       | SO       | SVS       | AVG         | SAVE %      |
|--------------------------|----------|------------|----------|----------|----------|-----------|-------------|-------------|
| J.S. Giguere (1-0-0-0)   | 2        | 99         | 1        | 1        | 0        | 41        | 0.61        | 97.6        |
| Michael Wall (1-0-0-0)   | 1        | 60         | 3        | 0        | 0        | 19        | 3.00        | 86.4        |
| Ilya Bryzgalov (0-2-0-0) | 2        | 79         | 5        | 0        | 0        | 20        | 3.80        | 80.0        |
| <b>TOTALS</b>            | <b>4</b> | <b>240</b> | <b>9</b> | <b>1</b> | <b>0</b> | <b>80</b> | <b>2.50</b> | <b>88.9</b> |

|         | POWERPLAY |     |      | HOME |     |      | ROAD |     |      | OVERALL |      |      |  |
|---------|-----------|-----|------|------|-----|------|------|-----|------|---------|------|------|--|
|         | ADV       | PPG | PCT  | ADV  | PPG | PCT  | ADV  | PPG | PP % | PK %    | PK % | PK % |  |
| CALGARY | 12        | 2   | 16.7 | 8    | 2   | 25.0 | 20   | 4   | 20.0 | 61.1    |      |      |  |
| Anaheim | 5         | 3   | 60.0 | 13   | 4   | 30.8 | 18   | 7   | 38.9 | 80.0    |      |      |  |

**ALL-TIME: 20-10-1-0-0 at Calgary; 8-16-8-0-0 at Anaheim**

**LAST WIN: in CALGARY Dec. 19, 2007 in Anaheim Jan. 19, 2004**



# FLAMES VS ATLANTA



| DATE          | TEAMS                  | ATTND. | WINNING GOAL | GOALTENDERS       |
|---------------|------------------------|--------|--------------|-------------------|
| Mar. 13, 2008 | CALGARY 4 AT Atlanta 6 | 16244  | Bobby Holik  | Joseph - Lehtonen |

| 07-08   | GP | W | L | OTL | SHOL | PTS | GF | GA | PPG | SHG | PEN | PIM |
|---------|----|---|---|-----|------|-----|----|----|-----|-----|-----|-----|
| CALGARY | 1  | 0 | 1 | 0   | 0    | 0   | 4  | 6  | 0   | 1   | 4   | 11  |
| Atlanta | 1  | 1 | 0 | 0   | 0    | 2   | 6  | 4  | 2   | 0   | 2   | 7   |

## GOALS AND SHOTS BY PERIODS

|         | 1st    | 2nd    | 3rd    | OT    | TOTALS | PCT  |
|---------|--------|--------|--------|-------|--------|------|
| CALGARY | 2 - 11 | 2 - 8  | 0 - 13 | 0 - 0 | 4 - 32 | 12.5 |
| Atlanta | 0 - 5  | 3 - 15 | 3 - 12 | 0 - 0 | 6 - 32 | 18.8 |

| CALGARY           | GP       | G        | A        | PTS       | PIM       | +/-       | PPG      | SHG      | ENG      | ATLANTA           | GP       | G        | A         | PTS       | PIM      | +/-      | PPG      | SHG      | EN       |
|-------------------|----------|----------|----------|-----------|-----------|-----------|----------|----------|----------|-------------------|----------|----------|-----------|-----------|----------|----------|----------|----------|----------|
| Daymond Langkow   | 1        | 1        | 2        | 3         | 0         | 2         | 0        | 1        | 0        | Ilya Kovalchuk    | 1        | 3        | 1         | 4         | 0        | 2        | 2        | 0        | 1        |
| Jarome Iginla     | 1        | 2        | 0        | 2         | 0         | 2         | 0        | 0        | 0        | Bobby Holik       | 1        | 1        | 2         | 3         | 0        | 2        | 0        | 0        | 0        |
| Wayne Primeau     | 1        | 1        | 0        | 1         | 0         | 1         | 0        | 0        | 0        | Chris Thorburn    | 1        | 1        | 1         | 2         | 0        | 3        | 0        | 0        | 0        |
| Adrian Aucoin     | 1        | 0        | 1        | 1         | 0         | 0         | 0        | 0        | 0        | Mark Recchi       | 1        | 0        | 2         | 2         | 0        | 0        | 0        | 0        | 0        |
| Kristian Huselius | 1        | 0        | 1        | 1         | 2         | 1         | 0        | 0        | 0        | Colby Armstrong   | 1        | 1        | 0         | 1         | 0        | -3       | 0        | 0        | 0        |
| Matthew Lombardi  | 1        | 0        | 1        | 1         | 0         | 1         | 0        | 0        | 0        | Erik Christensen  | 1        | 0        | 1         | 1         | 0        | -1       | 0        | 0        | 0        |
| Stephane Yelle    | 1        | 0        | 1        | 1         | 0         | 1         | 0        | 0        | 0        | Ken Klee          | 1        | 0        | 1         | 1         | 0        | 2        | 0        | 0        | 0        |
| Craig Conroy      | 1        | 0        | 0        | 0         | 2         | -2        | 0        | 0        | 0        | Steve McCarthy    | 1        | 0        | 1         | 1         | 0        | 1        | 0        | 0        | 0        |
| Eric Godard       | 1        | 0        | 0        | 0         | 5         | -1        | 0        | 0        | 0        | Eric Perrin       | 1        | 0        | 1         | 1         | 0        | -2       | 0        | 0        | 0        |
| David Hale        | 1        | 0        | 0        | 0         | 0         | -1        | 0        | 0        | 0        | Eric Boulton      | 1        | 0        | 0         | 0         | 5        | 0        | 0        | 0        | 0        |
| Curtis Joseph     | 1        | 0        | 0        | 0         | 0         | 0         | 0        | 0        | 0        | Tobias Enstrom    | 1        | 0        | 0         | 0         | 0        | -3       | 0        | 0        | 0        |
| Marcus Nilson     | 1        | 0        | 0        | 0         | 0         | -1        | 0        | 0        | 0        | Garnet Exelby     | 1        | 0        | 0         | 0         | 0        | 1        | 0        | 0        | 0        |
| Owen Nolan        | 1        | 0        | 0        | 0         | 0         | -2        | 0        | 0        | 0        | Niclas Havelid    | 1        | 0        | 0         | 0         | 0        | -2       | 0        | 0        | 0        |
| Eric Nystrom      | 1        | 0        | 0        | 0         | 0         | -1        | 0        | 0        | 0        | Vyacheslav Kozlov | 1        | 0        | 0         | 0         | 0        | -1       | 0        | 0        | 0        |
| Dion Phaneuf      | 1        | 0        | 0        | 0         | 0         | 1         | 0        | 0        | 0        | Joel Kwiatkowski  | 1        | 0        | 0         | 0         | 2        | 1        | 0        | 0        | 0        |
| Robyn Regehr      | 1        | 0        | 0        | 0         | 0         | 0         | 0        | 0        | 0        | Brad Larsen       | 1        | 0        | 0         | 0         | 0        | 0        | 0        | 0        | 0        |
| Cory Sarich       | 1        | 0        | 0        | 0         | 2         | 0         | 0        | 0        | 0        | Kari Lehtonen     | 1        | 0        | 0         | 0         | 0        | 0        | 0        | 0        | 0        |
| Alex Tanguay      | 1        | 0        | 0        | 0         | 0         | -2        | 0        | 0        | 0        | Bryan Little      | 1        | 0        | 0         | 0         | 0        | 0        | 0        | 0        | 0        |
| Jim Vandermeer    | 1        | 0        | 0        | 0         | 0         | 0         | 0        | 0        | 0        | Jim Slater        | 1        | 0        | 0         | 0         | 0        | 0        | 0        | 0        | 0        |
| <b>TOTALS</b>     | <b>1</b> | <b>4</b> | <b>6</b> | <b>10</b> | <b>11</b> | <b>-1</b> | <b>0</b> | <b>1</b> | <b>0</b> | <b>TOTALS</b>     | <b>1</b> | <b>6</b> | <b>10</b> | <b>16</b> | <b>7</b> | <b>0</b> | <b>2</b> | <b>0</b> | <b>1</b> |

| Goaltenders             | GP       | MP        | GA       | EN       | SO       | SVS       | AVG         | SAVE %      | Goaltenders             | GP       | MP        | GA       | EN       | SO       | SVS       | AVG         | SAVE %      |
|-------------------------|----------|-----------|----------|----------|----------|-----------|-------------|-------------|-------------------------|----------|-----------|----------|----------|----------|-----------|-------------|-------------|
| Curtis Joseph (0-1-0-0) | 1        | 60        | 5        | 1        | 0        | 26        | 5.01        | 83.9        | Kari Lehtonen (1-0-0-0) | 1        | 60        | 4        | 0        | 0        | 28        | 4.00        | 87.5        |
| <b>TOTALS</b>           | <b>1</b> | <b>60</b> | <b>5</b> | <b>1</b> | <b>0</b> | <b>26</b> | <b>6.00</b> | <b>81.3</b> | <b>TOTALS</b>           | <b>1</b> | <b>60</b> | <b>4</b> | <b>0</b> | <b>0</b> | <b>28</b> | <b>4.00</b> | <b>87.5</b> |

|         | POWERPLAY |     |     | HOME |     |      | ROAD |     |      | OVERALL |     |      |
|---------|-----------|-----|-----|------|-----|------|------|-----|------|---------|-----|------|
|         | ADV       | PPG | PCT | ADV  | PPG | PCT  | ADV  | PPG | PCT  | ADV     | PPG | PK % |
| CALGARY | 0         | 0   | 0.0 | 1    | 0   | 0.0  | 1    | 0   | 0.0  | 33.3    |     |      |
| Atlanta | 0         | 0   | 0.0 | 3    | 2   | 66.7 | 3    | 2   | 66.7 | 100.0   |     |      |

ALL-TIME: 4-4-0-0-0 at Calgary; 0-4-1-0-0 at Atlanta

LAST WIN: in Calgary Feb. 13, 2007 in Atlanta N/A

**FLAMES**

vs

**CAROLINA**

| DATE          | TEAMS                   | ATTND. | WINNING GOAL | GOALTENDERS      |
|---------------|-------------------------|--------|--------------|------------------|
| Dec. 14, 2007 | CALGARY 4 AT Carolina 3 | 15536  | Dion Phaneuf | Kiprusoff - Ward |

| 07-08    | GP | W | L | OTL | SHOL | PTS | GF | GA | PPG | SHG | PEN | PIM |
|----------|----|---|---|-----|------|-----|----|----|-----|-----|-----|-----|
| CALGARY  | 1  | 1 | 0 | 0   | 0    | 2   | 4  | 3  | 1   | 0   | 8   | 16  |
| Carolina | 1  | 0 | 1 | 0   | 0    | 0   | 3  | 4  | 1   | 0   | 3   | 6   |

**GOALS AND SHOTS BY PERIODS**

|          | 1st    | 2nd    | 3rd   | OT    | TOTALS | PCT  |
|----------|--------|--------|-------|-------|--------|------|
| CALGARY  | 1 - 7  | 1 - 9  | 2 - 5 | 0 - 0 | 4 - 21 | 19.0 |
| Carolina | 1 - 16 | 1 - 11 | 1 - 9 | 0 - 0 | 3 - 36 | 8.3  |

| CALGARY           | GP       | G        | A        | PTS       | PIM       | +/-      | PPG      | SHG      | ENG      | CAROLINA          | GP       | G        | A        | PTS      | PIM      | +/-       | PPG      | SHG      | EN       |
|-------------------|----------|----------|----------|-----------|-----------|----------|----------|----------|----------|-------------------|----------|----------|----------|----------|----------|-----------|----------|----------|----------|
| Dion Phaneuf      | 1        | 1        | 1        | 2         | 4         | -1       | 0        | 0        | 0        | Matt Cullen       | 1        | 1        | 2        | 3        | 0        | 1         | 1        | 0        | 0        |
| Adrian Aucoin     | 1        | 0        | 2        | 2         | 0         | 2        | 0        | 0        | 0        | Craig Adams       | 1        | 1        | 0        | 1        | 0        | 0         | 0        | 0        | 0        |
| Dustin Boyd       | 1        | 1        | 0        | 1         | 0         | 1        | 0        | 0        | 0        | Chad Larose       | 1        | 1        | 0        | 1        | 0        | 1         | 0        | 0        | 0        |
| Kristian Huselius | 1        | 1        | 0        | 1         | 0         | 1        | 0        | 0        | 0        | Rod Brind'Amour   | 1        | 0        | 1        | 1        | 0        | -1        | 0        | 0        | 0        |
| Jarome Iginla     | 1        | 1        | 0        | 1         | 2         | 1        | 1        | 0        | 0        | Tim Gleason       | 1        | 0        | 1        | 1        | 0        | 1         | 0        | 0        | 0        |
| Daymond Langkow   | 1        | 0        | 1        | 1         | 0         | 1        | 0        | 0        | 0        | Trevor Letowski   | 1        | 0        | 1        | 1        | 0        | 0         | 0        | 0        | 0        |
| Matthew Lombardi  | 1        | 0        | 1        | 1         | 0         | -1       | 0        | 0        | 0        | Erik Cole         | 1        | 0        | 0        | 0        | 2        | -1        | 0        | 0        | 0        |
| Stephane Yelle    | 1        | 0        | 1        | 1         | 0         | 2        | 0        | 0        | 0        | Jeff Hamilton     | 1        | 0        | 0        | 0        | 0        | 0         | 0        | 0        | 0        |
| Craig Conroy      | 1        | 0        | 0        | 0         | 1         | 0        | 0        | 0        | 0        | Bret Hedican      | 1        | 0        | 0        | 0        | 2        | 1         | 0        | 0        | 0        |
| Anders Eriksson   | 1        | 0        | 0        | 0         | 0         | -1       | 0        | 0        | 0        | Frantisek Kaberle | 1        | 0        | 0        | 0        | 0        | 0         | 0        | 0        | 0        |
| Eric Godard       | 1        | 0        | 0        | 0         | 0         | 0        | 0        | 0        | 0        | Dennis Seidenberg | 1        | 0        | 0        | 0        | 0        | 0         | 0        | 0        | 0        |
| David Hale        | 1        | 0        | 0        | 0         | 2         | 2        | 0        | 0        | 0        | Eric Staal        | 1        | 0        | 0        | 0        | 2        | 0         | 0        | 0        | 0        |
| Miikka Kiprusoff  | 1        | 0        | 0        | 0         | 0         | 0        | 0        | 0        | 0        | Cory Stillman     | 1        | 0        | 0        | 0        | 0        | -1        | 0        | 0        | 0        |
| Owen Nolan        | 1        | 0        | 0        | 0         | 2         | -1       | 0        | 0        | 0        | David Tanabe      | 1        | 0        | 0        | 0        | 0        | -2        | 0        | 0        | 0        |
| Eric Nystrom      | 1        | 0        | 0        | 0         | 0         | -1       | 0        | 0        | 0        | Niclas Wallin     | 1        | 0        | 0        | 0        | 0        | -2        | 0        | 0        | 0        |
| Robyn Regehr      | 1        | 0        | 0        | 0         | 0         | 0        | 0        | 0        | 0        | Cam Ward          | 1        | 0        | 0        | 0        | 0        | 0         | 0        | 0        | 0        |
| Cory Sarich       | 1        | 0        | 0        | 0         | 2         | 0        | 0        | 0        | 0        | Glen Wesley       | 1        | 0        | 0        | 0        | 0        | 0         | 0        | 0        | 0        |
| Mark Smith        | 1        | 0        | 0        | 0         | 4         | 0        | 0        | 0        | 0        | Ray Whitney       | 1        | 0        | 0        | 0        | 0        | -1        | 0        | 0        | 0        |
| Alex Tanguay      | 1        | 0        | 0        | 0         | 0         | -1       | 0        | 0        | 0        | Justin Williams   | 1        | 0        | 0        | 0        | 0        | -1        | 0        | 0        | 0        |
| <b>TOTALS</b>     | <b>1</b> | <b>4</b> | <b>6</b> | <b>10</b> | <b>16</b> | <b>5</b> | <b>1</b> | <b>0</b> | <b>0</b> | <b>TOTALS</b>     | <b>1</b> | <b>3</b> | <b>5</b> | <b>8</b> | <b>6</b> | <b>-5</b> | <b>1</b> | <b>0</b> | <b>0</b> |

| Goaltenders                | GP       | MP        | GA       | EN       | SO       | SVS       | AVG         | SAVE %      | Goaltenders        | GP       | MP        | GA       | EN       | SO       | SVS       | AVG         | SAVE %      |
|----------------------------|----------|-----------|----------|----------|----------|-----------|-------------|-------------|--------------------|----------|-----------|----------|----------|----------|-----------|-------------|-------------|
| Miikka Kiprusoff (1-0-0-0) | 1        | 60        | 3        | 0        | 0        | 33        | 3.00        | 91.7        | Cam Ward (0-1-0-0) | 1        | 59        | 4        | 0        | 0        | 17        | 4.08        | 81.0        |
| <b>TOTALS</b>              | <b>1</b> | <b>60</b> | <b>3</b> | <b>0</b> | <b>0</b> | <b>33</b> | <b>3.00</b> | <b>91.7</b> | <b>TOTALS</b>      | <b>1</b> | <b>60</b> | <b>4</b> | <b>0</b> | <b>0</b> | <b>17</b> | <b>4.00</b> | <b>81.0</b> |

| POWERPLAY | HOME |     |     | ROAD |     |      | OVERALL |     |      |      |
|-----------|------|-----|-----|------|-----|------|---------|-----|------|------|
|           | ADV  | PPG | PCT | ADV  | PPG | PCT  | ADV     | PPG | PP % | PK % |
| CALGARY   | 0    | 0   | 0.0 | 3    | 1   | 33.3 | 3       | 1   | 33.3 | 87.5 |
| Carolina  | 0    | 0   | 0.0 | 8    | 1   | 12.5 | 8       | 1   | 12.5 | 66.7 |

**ALL-TIME: 22-6-2-0-0 at Calgary; 14-10-5-0-0 at Carolina/Hartford****LAST WIN: in CALGARY Dec. 5 2006 in Carolina Dec. 14, 2007**



# FLAMES vs CHICAGO



| DATE          | TEAMS                  | ATTND. | WINNING GOAL      | GOALTENDERS                     |
|---------------|------------------------|--------|-------------------|---------------------------------|
| Nov. 22, 2007 | Chicago 2 AT CALGARY 1 | 19289  | Patrick Sharp     | Khabibulin - Kiprusoff          |
| Dec. 9, 2007  | CALGARY 3 AT Chicago 2 | 13382  | Daymond Langkow   | Khabibulin - Kiprusoff          |
| Feb. 7, 2008  | Chicago 3 AT CALGARY 1 | 19289  | Patrick Sharp     | Khabibulin - Kiprusoff          |
| Mar. 16, 2008 | CALGARY 4 AT Chicago 2 | 20717  | Kristian Huselius | Kiprusoff - Khabibulin / Lalime |

| 07-08   | GP | W | L | OTL | SHOL | PTS | GF | GA | PPG | SHG | PEN | PIM |
|---------|----|---|---|-----|------|-----|----|----|-----|-----|-----|-----|
| CALGARY | 4  | 2 | 2 | 0   | 0    | 4   | 9  | 9  | 3   | 0   | 23  | 55  |
| Chicago | 4  | 2 | 2 | 0   | 0    | 4   | 9  | 9  | 1   | 2   | 22  | 53  |

## GOALS AND SHOTS BY PERIODS

|         | 1st    | 2nd    | 3rd    | OT    | TOTALS  | PCT |
|---------|--------|--------|--------|-------|---------|-----|
| CALGARY | 1 - 36 | 6 - 36 | 2 - 42 | 0 - 0 | 9 - 114 | 7.9 |
| Chicago | 2 - 28 | 3 - 43 | 4 - 44 | 0 - 0 | 9 - 115 | 7.8 |

| CALGARY           | GP       | G        | A         | PTS       | PIM       | +/         | PPG      | SHG      | ENG      | CHICAGO            | GP | G | A | PTS | PIM | +/ | PPG | SHG | EN |
|-------------------|----------|----------|-----------|-----------|-----------|------------|----------|----------|----------|--------------------|----|---|---|-----|-----|----|-----|-----|----|
| Alex Tanguay      | 4        | 0        | 4         | 4         | 6         | -1         | 0        | 0        | 0        | Robert Lang        | 4  | 2 | 3 | 5   | 2   | 5  | 0   | 0   | 0  |
| Owen Nolan        | 4        | 1        | 2         | 3         | 2         | -1         | 0        | 0        | 0        | Patrick Sharp      | 4  | 2 | 1 | 3   | 6   | 1  | 0   | 1   | 0  |
| Dion Phaneuf      | 4        | 1        | 2         | 3         | 2         | -2         | 0        | 0        | 0        | Dustin Byfuglien   | 4  | 1 | 2 | 3   | 0   | 3  | 0   | 0   | 0  |
| Adrian Aucoin     | 4        | 2        | 0         | 2         | 2         | 0          | 1        | 0        | 0        | Martin Havlat      | 2  | 0 | 2 | 2   | 2   | -1 | 0   | 0   | 0  |
| Jarome Iginla     | 4        | 2        | 0         | 2         | 2         | 0          | 1        | 0        | 0        | Patrick Kane       | 4  | 0 | 2 | 2   | 0   | -2 | 0   | 0   | 0  |
| Craig Conroy      | 4        | 0        | 2         | 2         | 2         | -1         | 0        | 0        | 0        | Jacob Dowell       | 1  | 1 | 0 | 1   | 2   | 1  | 0   | 1   | 0  |
| Kristian Huselius | 4        | 1        | 0         | 1         | 2         | 0          | 0        | 0        | 0        | Yanic Perreault    | 2  | 1 | 0 | 1   | 0   | 0  | 0   | 0   | 1  |
| Daymond Langkow   | 4        | 1        | 0         | 1         | 2         | 0          | 1        | 0        | 0        | Jonathan Toews     | 3  | 1 | 0 | 1   | 0   | -2 | 1   | 0   | 0  |
| Cory Sarich       | 4        | 1        | 0         | 1         | 6         | 0          | 0        | 0        | 0        | Duncan Keith       | 4  | 1 | 0 | 1   | 4   | 1  | 0   | 0   | 0  |
| Stephane Yelle    | 3        | 0        | 1         | 1         | 0         | 1          | 0        | 0        | 0        | Magnus Johansson   | 0  | 1 | 1 | 0   | 0   | 0  | 0   | 0   | 0  |
| Robyn Regehr      | 4        | 0        | 1         | 1         | 4         | 1          | 0        | 0        | 0        | Jason Williams     | 1  | 0 | 1 | 1   | 0   | 0  | 0   | 0   | 0  |
| Wayne Primeau     | 1        | 0        | 0         | 0         | 2         | 0          | 0        | 0        | 0        | Cameron Barker     | 2  | 0 | 1 | 1   | 0   | 0  | 0   | 0   | 0  |
| Jim Vandermeer    | 1        | 0        | 0         | 0         | 2         | 0          | 0        | 0        | 0        | James Wisniewski   | 0  | 1 | 1 | 2   | 1   | 0  | 0   | 0   | 0  |
| Rhett Warrenner   | 1        | 0        | 0         | 0         | 0         | 0          | 0        | 0        | 0        | Keyvyn Adams       | 1  | 0 | 0 | 0   | 0   | 0  | 0   | 0   | 0  |
| David Hale        | 2        | 0        | 0         | 0         | 5         | 1          | 0        | 0        | 0        | Colin Fraser       | 1  | 0 | 0 | 0   | 0   | 0  | 0   | 0   | 0  |
| David Moss        | 2        | 0        | 0         | 0         | 0         | 0          | 0        | 0        | 0        | Andrew Ladd        | 1  | 0 | 0 | 0   | 0   | -1 | 0   | 0   | 0  |
| Mark Smith        | 2        | 0        | 0         | 0         | 5         | -1         | 0        | 0        | 0        | Patrick Lalime     | 1  | 0 | 0 | 0   | 0   | 0  | 0   | 0   | 0  |
| Dustin Boyd       | 3        | 0        | 0         | 0         | 0         | -1         | 0        | 0        | 0        | Martin St. Pierre  | 1  | 0 | 0 | 0   | 0   | 0  | 0   | 0   | 0  |
| Eric Godard       | 3        | 0        | 0         | 0         | 0         | -1         | 0        | 0        | 0        | Jim Vandermeer     | 1  | 0 | 0 | 0   | 2   | 1  | 0   | 0   | 0  |
| Marcus Nilson     | 3        | 0        | 0         | 0         | 0         | 0          | 0        | 0        | 0        | Kris Versteeg      | 1  | 0 | 0 | 0   | 0   | 0  | 0   | 0   | 0  |
| Eric Nystrom      | 3        | 0        | 0         | 0         | 5         | -1         | 0        | 0        | 0        | Craig Adams        | 2  | 0 | 0 | 0   | 5   | 0  | 0   | 0   | 0  |
| Anders Eriksson   | 4        | 0        | 0         | 0         | 4         | -3         | 0        | 0        | 0        | Dave Bolland       | 2  | 0 | 0 | 0   | 0   | 0  | 0   | 0   | 0  |
| Miikka Kiprusoff  | 4        | 0        | 0         | 0         | 0         | 0          | 0        | 0        | 0        | Rene Bourque       | 2  | 0 | 0 | 0   | 0   | -1 | 0   | 0   | 0  |
| Matthew Lombardi  | 4        | 0        | 0         | 0         | 2         | -2         | 0        | 0        | 0        | Jordan Hendry      | 2  | 0 | 0 | 0   | 2   | 0  | 0   | 0   | 0  |
| <b>TOTALS</b>     | <b>4</b> | <b>9</b> | <b>12</b> | <b>21</b> | <b>55</b> | <b>-11</b> | <b>3</b> | <b>0</b> | <b>0</b> | David Koci         | 2  | 0 | 0 | 0   | 2   | 0  | 0   | 0   | 0  |
|                   |          |          |           |           |           |            |          |          |          | Andrei Zyuzin      | 2  | 0 | 0 | 0   | 4   | 0  | 0   | 0   | 0  |
|                   |          |          |           |           |           |            |          |          |          | Martin Lapointe    | 3  | 0 | 0 | 0   | 2   | 0  | 0   | 0   | 0  |
|                   |          |          |           |           |           |            |          |          |          | Tuomo Ruutu        | 3  | 0 | 0 | 0   | 2   | 0  | 0   | 0   | 0  |
|                   |          |          |           |           |           |            |          |          |          | Adam Burish        | 4  | 0 | 0 | 0   | 10  | 1  | 0   | 0   | 0  |
|                   |          |          |           |           |           |            |          |          |          | Nikolai Khabibulin | 4  | 0 | 0 | 0   | 0   | 0  | 0   | 0   | 0  |
|                   |          |          |           |           |           |            |          |          |          | Brent Seabrook     | 4  | 0 | 0 | 0   | 2   | 1  | 0   | 0   | 0  |
|                   |          |          |           |           |           |            |          |          |          | Brent Sopel        | 4  | 0 | 0 | 0   | 2   | 0  | 0   | 0   | 0  |
|                   |          |          |           |           |           |            |          |          |          | Bench              |    |   |   |     | 2   |    |     |     |    |
| <b>TOTALS</b>     | <b>4</b> | <b>9</b> | <b>14</b> | <b>23</b> | <b>53</b> | <b>8</b>   | <b>1</b> | <b>2</b> | <b>1</b> |                    |    |   |   |     |     |    |     |     |    |

| Goaltenders                | GP       | MP         | GA       | EN       | SO       | SVS        | AVG         | SAVE %      | Goaltenders                  | GP       | MP         | GA       | EN       | SO       | SVS        | AVG         | SAVE %      |
|----------------------------|----------|------------|----------|----------|----------|------------|-------------|-------------|------------------------------|----------|------------|----------|----------|----------|------------|-------------|-------------|
| Miikka Kiprusoff (2-2-0-0) | 4        | 238        | 8        | 1        | 0        | 106        | 2.01        | 93.0        | Nikolai Khabibulin (2-1-0-0) | 4        | 196        | 5        | 0        | 0        | 87         | 1.53        | 94.6        |
|                            |          |            |          |          |          |            |             |             | Patrick Lalime (0-1-0-0)     | 1        | 40         | 4        | 0        | 0        | 18         | 6.06        | 81.8        |
| <b>TOTALS</b>              | <b>4</b> | <b>240</b> | <b>8</b> | <b>1</b> | <b>0</b> | <b>106</b> | <b>2.25</b> | <b>92.2</b> | <b>TOTALS</b>                | <b>4</b> | <b>240</b> | <b>9</b> | <b>0</b> | <b>0</b> | <b>105</b> | <b>2.25</b> | <b>92.1</b> |

|         | POWERPLAY |     |      | HOME |     |      | ROAD |     |      | OVERALL |     |      |
|---------|-----------|-----|------|------|-----|------|------|-----|------|---------|-----|------|
|         | ADV       | PPG | PCT  | ADV  | PPG | PCT  | ADV  | PPG | PCT  | ADV     | PPG | PP % |
| CALGARY | 9         | 1   | 11.1 | 8    | 2   | 25.0 | 17   | 3   | 17.6 | 94.4    |     |      |
| Chicago | 8         | 0   | 0.0  | 10   | 1   | 10.0 | 18   | 1   | 5.6  | 82.4    |     |      |

ALL-TIME: 31-24-13-0-1 at Calgary; 26-27-13-1-0 at Chicago

LAST WIN: in CALGARY Nov. 22, 2006 in Chicago Mar. 16, 2008



# FLAMES vs COLORADO



| DATE          | TEAMS                 | ATTND.     | WINNING GOAL        | GOALTENDERS                    |
|---------------|-----------------------|------------|---------------------|--------------------------------|
| Oct. 16, 2007 | CALGARY 4 AT Colorado | 5501 16722 | Ryan Smyth          | Kiprusoff - Theodore / Budaj   |
| Oct. 26, 2007 | Colorado 3 AT CALGARY | 20T 19289  | Ryan Smyth @ 0:23   | Theodore - Kiprusoff           |
| Nov. 5 2007   | CALGARY 1 AT Colorado | 4 15655    | Wojtek Wolski       | Kiprusoff / Keetley - Theodore |
| Nov. 20, 2007 | Colorado 1 AT CALGARY | 4 19289    | Jarome Iginla       | Theodore - Kiprusoff           |
| Nov. 24, 2007 | CALGARY 5 AT Colorado | 2 18007    | Adrian Aucoin       | Kiprusoff - Theodore           |
| Feb. 26, 2008 | Colorado 3 AT CALGARY | 20T 19289  | Paul Stastny @ 3:02 | Theodore - Kiprusoff           |
| Mar. 20, 2008 | Colorado 1 AT CALGARY | 2 19289    | Craig Conroy        | Theodore - Kiprusoff           |
| Mar. 24, 2008 | CALGARY 0 AT Colorado | 2 18007    | Jordan Leopold      | Joseph / Kiprusoff - Theodore  |

| 07-08    | GP | W | L | OTL | SHOL | PTS | GF | GA | PPG | SHG | PEN | PIM |
|----------|----|---|---|-----|------|-----|----|----|-----|-----|-----|-----|
| CALGARY  | 8  | 3 | 2 | 2   | 1    | 9   | 20 | 20 | 3   | 1   | 51  | 138 |
| Colorado | 8  | 5 | 3 | 0   | 0    | 10  | 20 | 20 | 5   | 0   | 42  | 121 |

### GOALS AND SHOTS BY PERIODS

|          | 1st     | 2nd    | 3rd    | OT    | TOTALS   | PCT |
|----------|---------|--------|--------|-------|----------|-----|
| CALGARY  | 10 - 73 | 7 - 77 | 3 - 67 | 0 - 4 | 20 - 221 | 9.0 |
| Colorado | 3 - 71  | 7 - 68 | 8 - 65 | 2 - 8 | 20 - 212 | 9.4 |

| CALGARY           | GP       | G         | A         | PTS       | PIM        | +/-      | PPG      | SHG      | ENG      | COLORADO           | GP       | G         | A         | PTS       | PIM        | +/-        | PPG      | SHG      | EN       |
|-------------------|----------|-----------|-----------|-----------|------------|----------|----------|----------|----------|--------------------|----------|-----------|-----------|-----------|------------|------------|----------|----------|----------|
| Jarome Iginla     | 8        | 4         | 4         | 8         | 12         | 2        | 1        | 0        | 0        | Paul Stastny       | 7        | 3         | 6         | 9         | 4          | 4          | 1        | 0        | 0        |
| Matthew Lombardi  | 8        | 2         | 4         | 6         | 6          | 5        | 0        | 0        | 0        | Ryan Smyth         | 8        | 3         | 5         | 8         | 8          | 0          | 0        | 0        | 0        |
| Daymond Langkow   | 8        | 2         | 3         | 5         | 2          | -5       | 1        | 0        | 0        | Milan Hejduk       | 6        | 2         | 4         | 6         | 2          | 2          | 1        | 0        | 0        |
| Craig Conroy      | 8        | 2         | 2         | 4         | 8          | 1        | 1        | 0        | 0        | Wojtek Wolski      | 8        | 1         | 5         | 6         | 0          | 2          | 0        | 0        | 0        |
| Owen Nolan        | 8        | 2         | 2         | 4         | 4          | -1       | 0        | 0        | 1        | Marek Svatos       | 6        | 3         | 1         | 4         | 2          | 1          | 0        | 0        | 0        |
| Kristian Huselius | 8        | 0         | 4         | 4         | 2          | -2       | 0        | 0        | 0        | Andrew Brunette    | 8        | 2         | 2         | 4         | 0          | -2         | 2        | 0        | 0        |
| David Moss        | 5        | 1         | 2         | 3         | 0          | 1        | 0        | 0        | 0        | Joe Sakic          | 8        | 2         | 2         | 4         | 6          | -1         | 0        | 0        | 0        |
| Alex Tanguay      | 7        | 1         | 2         | 3         | 8          | 0        | 0        | 0        | 0        | Kurt Sauer         | 8        | 1         | 2         | 3         | 12         | 2          | 0        | 0        | 0        |
| Adrian Aucoin     | 8        | 1         | 2         | 3         | 6          | 1        | 0        | 0        | 0        | John-Michael Liles | 7        | 0         | 3         | 3         | 0          | -1         | 0        | 0        | 0        |
| Dustin Boyd       | 2        | 1         | 1         | 2         | 0          | 2        | 0        | 0        | 0        | Scott Hannan       | 8        | 0         | 3         | 3         | 6          | -4         | 0        | 0        | 0        |
| Dion Phaneuf      | 8        | 1         | 1         | 2         | 10         | -2       | 0        | 0        | 0        | Kyle Cumiskey      | 4        | 0         | 2         | 2         | 0          | 1          | 0        | 0        | 0        |
| Robyn Regehr      | 8        | 1         | 1         | 2         | 4          | 0        | 0        | 1        | 0        | Brett Clark        | 5        | 0         | 2         | 2         | 4          | -3         | 0        | 0        | 0        |
| Cory Sarich       | 8        | 0         | 2         | 2         | 4          | 1        | 0        | 0        | 0        | Brad Richardson    | 2        | 1         | 0         | 1         | 0          | 0          | 0        | 0        | 0        |
| Marcus Nilson     | 6        | 1         | 0         | 1         | 2          | 0        | 0        | 0        | 0        | Jordan Leopold     | 3        | 1         | 0         | 1         | 0          | -1         | 1        | 0        | 0        |
| Stephane Yelle    | 8        | 0         | 1         | 1         | 0          | 0        | 0        | 0        | 0        | Ben Guite          | 7        | 1         | 0         | 1         | 2          | -1         | 0        | 0        | 0        |
| David Hale        | 3        | 0         | 1         | 1         | 4          | 2        | 0        | 0        | 0        | Peter Forsberg     | 1        | 0         | 1         | 1         | 2          | 0          | 0        | 0        | 0        |
| Eric Nystrom      | 4        | 0         | 1         | 1         | 7          | 2        | 0        | 0        | 0        | Jeff Finger        | 6        | 0         | 1         | 1         | 4          | 5          | 0        | 0        | 0        |
| Rhett Warren      | 4        | 0         | 1         | 1         | 2          | 2        | 0        | 0        | 0        | Peter Budaj        | 1        | 0         | 0         | 0         | 0          | 0          | 0        | 0        | 0        |
| Anders Eriksson   | 6        | 0         | 1         | 1         | 4          | -1       | 0        | 0        | 0        | Adam Foote         | 2        | 0         | 0         | 0         | 0          | -1         | 0        | 0        | 0        |
| Curtis Joseph     | 1        | 0         | 0         | 0         | 0          | 0        | 0        | 0        | 0        | David Jones        | 2        | 0         | 0         | 0         | 0          | 0          | 0        | 0        | 0        |
| Matt Keetley      | 1        | 0         | 0         | 0         | 0          | 0        | 0        | 0        | 0        | Cody McCormick     | 2        | 0         | 0         | 0         | 5          | 0          | 0        | 0        | 0        |
| Wayne Primeau     | 3        | 0         | 0         | 0         | 4          | -1       | 0        | 0        | 0        | Ruslan Salei       | 2        | 0         | 0         | 0         | 2          | 0          | 0        | 0        | 0        |
| Jim Vandermeer    | 3        | 0         | 0         | 0         | 5          | 1        | 0        | 0        | 0        | Cody McLeod        | 3        | 0         | 0         | 0         | 2          | -1         | 0        | 0        | 0        |
| Mark Smith        | 5        | 0         | 0         | 0         | 0          | 0        | 0        | 0        | 0        | Karlis Skrstains   | 3        | 0         | 0         | 0         | 2          | -3         | 0        | 0        | 0        |
| Eric Godard       | 8        | 0         | 0         | 0         | 42         | 1        | 0        | 0        | 0        | Jaroslav Hlinka    | 4        | 0         | 0         | 0         | 0          | 0          | 0        | 0        | 0        |
| Mikikka Kiprusoff | 8        | 0         | 0         | 0         | 0          | 0        | 0        | 0        | 0        | Scott Parker       | 5        | 0         | 0         | 0         | 42         | 0          | 0        | 0        | 0        |
| Bench             |          |           |           |           | 2          |          |          |          |          | Wyatt Smith        | 5        | 0         | 0         | 0         | 0          | -3         | 0        | 0        | 0        |
| <b>TOTALS</b>     | <b>8</b> | <b>20</b> | <b>34</b> | <b>54</b> | <b>138</b> | <b>9</b> | <b>3</b> | <b>1</b> | <b>1</b> | Ian Laperriere     | 6        | 0         | 0         | 0         | 14         | -3         | 0        | 0        | 0        |
|                   |          |           |           |           |            |          |          |          |          | Tyler Arnason      | 8        | 0         | 0         | 0         | 0          | -4         | 0        | 0        | 0        |
|                   |          |           |           |           |            |          |          |          |          | Jose Theodore      | 8        | 0         | 0         | 0         | 0          | 0          | 0        | 0        | 0        |
|                   |          |           |           |           |            |          |          |          |          | Bench              |          |           |           |           | 2          |            |          |          |          |
|                   |          |           |           |           |            |          |          |          |          | <b>TOTALS</b>      | <b>8</b> | <b>20</b> | <b>39</b> | <b>59</b> | <b>121</b> | <b>-11</b> | <b>5</b> | <b>0</b> | <b>0</b> |

| Goaltenders                 | GP       | MP         | GA        | EN       | SO       | SVS        | AVG         | SAVE %      | Goaltenders             | GP       | MP         | GA        | EN       | SO       | SVS        | AVG         | SAVE %      |
|-----------------------------|----------|------------|-----------|----------|----------|------------|-------------|-------------|-------------------------|----------|------------|-----------|----------|----------|------------|-------------|-------------|
| Curtis Joseph (0-0-0-0)     | 1        | 7          | 0         | 0        | 0        | 2          | 0.00        | 100.0       | Jose Theodore (5-3-0-0) | 8        | 462        | 15        | 1        | 1        | 193        | 1.95        | 92.8        |
| Matt Keetley (0-0-0-0)      | 1        | 9          | 0         | 0        | 0        | 2          | 0.00        | 100.0       | Peter Budaj (0-0-0-0)   | 1        | 23         | 4         | 0        | 0        | 8          | 10.50       | 66.7        |
| Mikikka Kiprusoff (3-2-2-1) | 8        | 471        | 20        | 0        | 0        | 188        | 2.55        | 90.4        | <b>TOTALS</b>           | <b>8</b> | <b>488</b> | <b>19</b> | <b>1</b> | <b>1</b> | <b>201</b> | <b>2.46</b> | <b>91.0</b> |
| <b>TOTALS</b>               | <b>8</b> | <b>488</b> | <b>20</b> | <b>0</b> | <b>0</b> | <b>192</b> | <b>2.46</b> | <b>90.6</b> |                         |          |            |           |          |          |            |             |             |

|          | POWERPLAY |     |      | HOME |     |      | ROAD |     |      | OVERALL |     |      |
|----------|-----------|-----|------|------|-----|------|------|-----|------|---------|-----|------|
|          | ADV       | PPG | PCT  | ADV  | PPG | PCT  | ADV  | PPG | PCT  | ADV     | PPG | PP % |
| CALGARY  | 15        | 2   | 13.3 | 17   | 1   | 5.9  | 32   | 3   | 9.4  | 87.2    |     |      |
| Colorado | 18        | 2   | 11.1 | 21   | 3   | 14.3 | 39   | 5   | 12.8 | 90.6    |     |      |

ALL-TIME: 28-19-10-2-0 at Calgary; 21-25-12-0-1 at Colorado

LAST WIN: in CALGARY Mar. 20, 2008 in Colorado Nov. 24, 2007



# FLAMES vs COLUMBUS



| DATE          | TEAMS                      | ATTND. | W/T GOAL                | GOALTENDERS          |
|---------------|----------------------------|--------|-------------------------|----------------------|
| Dec. 1, 2007  | Columbus 4 AT CALGARY 3 OT | 19289  | Curtis Glencross @ 2:03 | Norrena - Kiprusoff  |
| Dec. 18, 2007 | CALGARY 3 AT Columbus 1    | 13181  | Alex Tanguay            | Kiprusoff - Leclaire |
| Mar. 4, 2008  | Columbus 0 AT CALGARY 1    | 19289  | Craig Conroy            | Leclaire - Kiprusoff |
| Mar. 18, 2008 | CALGARY 0 AT Columbus 3    | 14270  | Rick Nash               | Kiprusoff - Norrena  |

| 07-08    | GP | W | L | OTL | SHOL | PTS | GF | GA | PPG | SHG | PEN | PIM |
|----------|----|---|---|-----|------|-----|----|----|-----|-----|-----|-----|
| CALGARY  | 4  | 2 | 1 | 1   | 0    | 5   | 7  | 8  | 2   | 0   | 31  | 85  |
| Columbus | 4  | 2 | 2 | 0   | 0    | 4   | 8  | 7  | 1   | 0   | 30  | 83  |

## GOALS AND SHOTS BY PERIODS

|          | 1st    | 2nd    | 3rd    | OT    | TOTALS  | PCT |
|----------|--------|--------|--------|-------|---------|-----|
| CALGARY  | 1 - 24 | 4 - 35 | 2 - 34 | 0 - 3 | 7 - 96  | 7.3 |
| Columbus | 3 - 46 | 1 - 47 | 3 - 46 | 1 - 1 | 8 - 140 | 5.7 |

| CALGARY           | GP       | G        | A         | PTS       | PIM       | +/-       | PPG      | SHG      | ENG      | COLUMBUS               | GP       | G        | A         | PTS       | PIM       | +/-      | PPG      | SHG      | EN       |
|-------------------|----------|----------|-----------|-----------|-----------|-----------|----------|----------|----------|------------------------|----------|----------|-----------|-----------|-----------|----------|----------|----------|----------|
| Adrian Aucoin     | 4        | 2        | 1         | 3         | 2         | 2         | 1        | 0        | 0        | Rick Nash              | 4        | 1        | 3         | 4         | 10        | 4        | 0        | 0        | 0        |
| Jarome Iginla     | 4        | 2        | 1         | 3         | 10        | -1        | 0        | 0        | 0        | Curtis Glencross       | 2        | 3        | 0         | 3         | 0         | 1        | 0        | 0        | 0        |
| Kristian Huselius | 4        | 0        | 3         | 3         | 2         | 0         | 0        | 0        | 0        | Manny Malhotra         | 3        | 2        | 0         | 2         | 2         | 2        | 0        | 0        | 0        |
| Craig Conroy      | 4        | 1        | 1         | 2         | 9         | 1         | 0        | 0        | 0        | Kris Beech             | 2        | 1        | 1         | 2         | 0         | 1        | 1        | 0        | 0        |
| Diamond Langkow   | 4        | 1        | 1         | 2         | 2         | -3        | 1        | 0        | 0        | Kris Russell           | 3        | 0        | 2         | 2         | 0         | 1        | 0        | 0        | 0        |
| Dion Phaneuf      | 4        | 0        | 2         | 2         | 10        | -2        | 0        | 0        | 0        | Dan Fritsche           | 4        | 0        | 2         | 2         | 0         | 1        | 0        | 0        | 0        |
| Alex Tanguay      | 3        | 1        | 0         | 1         | 2         | 1         | 0        | 0        | 0        | Rostislav Klesla       | 4        | 0        | 2         | 2         | 4         | 5        | 0        | 0        | 0        |
| Anders Eriksson   | 2        | 0        | 1         | 1         | 2         | 0         | 0        | 0        | 0        | Nikolai Zherdev        | 4        | 1        | 0         | 1         | 2         | 1        | 0        | 0        | 0        |
| Eric Nystrom      | 3        | 0        | 1         | 1         | 7         | 0         | 0        | 0        | 0        | Sergei Fedorov         | 2        | 0        | 1         | 1         | 0         | 0        | 0        | 0        | 0        |
| Matthew Lombardi  | 4        | 0        | 1         | 1         | 0         | 0         | 0        | 0        | 0        | Gilbert Brule          | 3        | 0        | 1         | 1         | 2         | -1       | 0        | 0        | 0        |
| Robyn Regehr      | 4        | 0        | 1         | 1         | 11        | 0         | 0        | 0        | 0        | Michael Peca           | 3        | 0        | 1         | 1         | 2         | 1        | 0        | 0        | 0        |
| Rhett Warren      | 1        | 0        | 0         | 0         | 2         | 0         | 0        | 0        | 0        | Jan Hejda              | 4        | 0        | 1         | 1         | 0         | 1        | 0        | 0        | 0        |
| David Moss        | 2        | 0        | 0         | 0         | 2         | -1        | 0        | 0        | 0        | Joakim Lindstrom       | 1        | 0        | 0         | 0         | 0         | 0        | 0        | 0        | 0        |
| Marcus Nilson     | 2        | 0        | 0         | 0         | 0         | 0         | 0        | 0        | 0        | Dick Tarnstrom         | 1        | 0        | 0         | 0         | 4         | 0        | 0        | 0        | 0        |
| Mark Smith        | 2        | 0        | 0         | 0         | 0         | -1        | 0        | 0        | 0        | Duvie Westcott         | 1        | 0        | 0         | 0         | 2         | -1       | 0        | 0        | 0        |
| Jim Vandermeer    | 2        | 0        | 0         | 0         | 0         | -3        | 0        | 0        | 0        | Adam Foote             | 2        | 0        | 0         | 0         | 2         | -2       | 0        | 0        | 0        |
| Eric Godard       | 3        | 0        | 0         | 0         | 2         | 0         | 0        | 0        | 0        | Andrew Murray          | 2        | 0        | 0         | 0         | 0         | 0        | 0        | 0        | 0        |
| Owen Nolan        | 3        | 0        | 0         | 0         | 2         | 1         | 0        | 0        | 0        | Fredrik Norrena        | 2        | 0        | 0         | 0         | 0         | 0        | 0        | 0        | 0        |
| Wayne Primeau     | 3        | 0        | 0         | 0         | 0         | 0         | 0        | 0        | 0        | Pascal Leclaire        | 2        | 0        | 0         | 0         | 0         | 0        | 0        | 0        | 0        |
| Cory Sarich       | 3        | 0        | 0         | 0         | 14        | -1        | 0        | 0        | 0        | Aaron Rome             | 2        | 0        | 0         | 0         | 2         | -1       | 0        | 0        | 0        |
| Stephane Yelle    | 3        | 0        | 0         | 0         | 2         | 0         | 0        | 0        | 0        | Jody Shelley           | 2        | 0        | 0         | 0         | 0         | 0        | 0        | 0        | 0        |
| Dustin Boyd       | 4        | 0        | 0         | 0         | 0         | -2        | 0        | 0        | 0        | David Vyborny          | 2        | 0        | 0         | 0         | 2         | -1       | 0        | 0        | 0        |
| David Hale        | 4        | 0        | 0         | 0         | 4         | 0         | 0        | 0        | 0        | Ron Hainsey            | 3        | 0        | 0         | 0         | 1         | 0        | 0        | 0        | 0        |
| Miikka Kiprusoff  | 4        | 0        | 0         | 0         | 0         | 0         | 0        | 0        | 0        | Derek MacKenzie        | 3        | 0        | 0         | 0         | 2         | -1       | 0        | 0        | 0        |
| <b>TOTALS</b>     | <b>4</b> | <b>7</b> | <b>13</b> | <b>20</b> | <b>85</b> | <b>-9</b> | <b>2</b> | <b>0</b> | <b>0</b> | Jim Novotny            | 3        | 0        | 0         | 0         | 2         | -2       | 0        | 0        | 0        |
|                   |          |          |           |           |           |           |          |          |          | Jared Boll             | 4        | 0        | 0         | 0         | 14        | 0        | 0        | 0        | 0        |
|                   |          |          |           |           |           |           |          |          |          | Jason Chimera          | 4        | 0        | 0         | 0         | 19        | -1       | 0        | 0        | 0        |
|                   |          |          |           |           |           |           |          |          |          | Ole-Kristian Tollefsen | 4        | 0        | 0         | 0         | 12        | 0        | 0        | 0        | 0        |
|                   |          |          |           |           |           |           |          |          |          | <b>TOTALS</b>          | <b>4</b> | <b>8</b> | <b>14</b> | <b>22</b> | <b>83</b> | <b>9</b> | <b>1</b> | <b>0</b> | <b>0</b> |

| Goaltenders                | GP       | MP         | GA       | EN       | SO       | SVS        | AVG         | SAVE %      |
|----------------------------|----------|------------|----------|----------|----------|------------|-------------|-------------|
| Miikka Kiprusoff (2-2-0-0) | 4        | 242        | 8        | 0        | 1        | 132        | 1.98        | 94.3        |
| <b>TOTALS</b>              | <b>4</b> | <b>242</b> | <b>8</b> | <b>0</b> | <b>1</b> | <b>132</b> | <b>1.98</b> | <b>94.3</b> |

| Goaltenders               | GP       | MP         | GA       | EN       | SO       | SVS       | AVG         | SAVE %      |
|---------------------------|----------|------------|----------|----------|----------|-----------|-------------|-------------|
| Fredrik Norrena (2-0-0-0) | 2        | 122        | 3        | 0        | 1        | 51        | 1.47        | 94.4        |
| Pascal Leclaire (0-2-0-0) | 2        | 119        | 4        | 0        | 0        | 38        | 2.02        | 90.5        |
| <b>TOTALS</b>             | <b>4</b> | <b>242</b> | <b>7</b> | <b>0</b> | <b>1</b> | <b>89</b> | <b>1.74</b> | <b>92.7</b> |

| POWERPLAY | HOME |     |      | ROAD |     |      | OVERALL |     |      |      |
|-----------|------|-----|------|------|-----|------|---------|-----|------|------|
|           | ADV  | PPG | PCT  | ADV  | PPG | PCT  | ADV     | PPG | PP % | PK % |
| CALGARY   | 9    | 1   | 11.1 | 8    | 1   | 12.5 | 17      | 2   | 11.8 | 94.4 |
| Chicago   | 9    | 1   | 11.1 | 9    | 0   | 0.0  | 18      | 1   | 5.6  | 88.2 |

ALL-TIME: 9-3-0-1-1 at Calgary; 4-9-0-0-1 at Columbus

LAST WIN: in CALGARY Mar. 4, 2008 in Columbus Dec. 18, 2007



# FLAMES vs DALLAS



| DATE          | TEAMS               | ATTND.     | WINNING GOAL            | GOALTENDERS       |
|---------------|---------------------|------------|-------------------------|-------------------|
| Oct. 20, 2007 | CALGARY 3 AT Dallas | 2 OT 17132 | Matthew Lombardi @ 3:20 | Kiprusoff - Turco |
| Dec. 21, 2007 | Dallas 3 AT CALGARY | 2 OT 19289 | Mike Ribeiro @ 0:57     | Smith - Kiprusoff |
| Feb. 2, 2008  | Dallas 2 AT CALGARY | 1 19289    | Niklas Hagman           | Turco - Kiprusoff |
| Feb. 20, 2008 | CALGARY 3 AT Dallas | 2 18584    | Jarome Iginla           | Joseph - Turco    |

|         | GP | W | L | OTL | SHOL | PTS | GF | GA | PPG | SHG | PEN | PIM |
|---------|----|---|---|-----|------|-----|----|----|-----|-----|-----|-----|
| CALGARY | 4  | 2 | 1 | 1   | 0    | 5   | 9  | 9  | 1   | 1   | 17  | 40  |
| Dallas  | 4  | 2 | 1 | 1   | 0    | 5   | 9  | 9  | 2   | 0   | 22  | 50  |

## GOALS AND SHOTS BY PERIODS

|         | 1st    | 2nd    | 3rd    | OT    | TOTALS  | PCT |
|---------|--------|--------|--------|-------|---------|-----|
| CALGARY | 2 - 28 | 3 - 32 | 3 - 37 | 1 - 3 | 9 - 100 | 9.0 |
| Dallas  | 2 - 36 | 3 - 37 | 3 - 28 | 1 - 3 | 9 - 104 | 8.7 |

| CALGARY           | GP       | G        | A         | PTS       | PIM       | +/-      | PPG      | SHG      | ENG      | DALLAS           | GP       | G        | A         | PTS       | PIM       | +/-       | PPG      | SHG      | EN       |
|-------------------|----------|----------|-----------|-----------|-----------|----------|----------|----------|----------|------------------|----------|----------|-----------|-----------|-----------|-----------|----------|----------|----------|
| Alex Tanguay      | 4        | 3        | 2         | 5         | 0         | 2        | 1        | 1        | 0        | Niklas Hagman    | 4        | 4        | 0         | 4         | 2         | 0         | 1        | 0        | 0        |
| Matthew Lombardi  | 4        | 3        | 0         | 3         | 2         | 1        | 0        | 0        | 0        | Mike Ribeiro     | 4        | 2        | 1         | 3         | 4         | 1         | 0        | 0        | 0        |
| Jarome Iginla     | 4        | 2        | 1         | 3         | 9         | 2        | 0        | 0        | 0        | Mike Modano      | 4        | 1        | 1         | 2         | 6         | -4        | 0        | 0        | 0        |
| Daymond Langkow   | 4        | 1        | 1         | 2         | 0         | -1       | 0        | 0        | 0        | Brenden Morrow   | 4        | 1        | 1         | 2         | 2         | 0         | 0        | 0        | 0        |
| Adrian Aucoin     | 4        | 0        | 2         | 2         | 0         | 4        | 0        | 0        | 0        | Mattias Norstrom | 4        | 1        | 2         | 2         | 0         | 0         | 1        | 0        | 0        |
| Dion Phaneuf      | 4        | 0        | 2         | 2         | 6         | 2        | 0        | 0        | 0        | Trevor Daley     | 4        | 0        | 2         | 2         | 2         | -3        | 0        | 0        | 0        |
| Dustin Boyd       | 2        | 0        | 1         | 1         | 0         | -1       | 0        | 0        | 0        | Jussi Jokinen    | 4        | 0        | 2         | 2         | 0         | 0         | 0        | 0        | 0        |
| Owen Nolan        | 3        | 0        | 1         | 1         | 2         | -1       | 0        | 0        | 0        | Antti Miettinen  | 4        | 0        | 2         | 2         | 4         | 1         | 0        | 0        | 0        |
| Craig Conroy      | 4        | 0        | 1         | 1         | 2         | 1        | 0        | 0        | 0        | Sergei Zubov     | 2        | 0        | 1         | 1         | 0         | 1         | 0        | 0        | 0        |
| Robyn Regehr      | 4        | 0        | 1         | 1         | 4         | 0        | 0        | 0        | 0        | Loui Eriksson    | 3        | 0        | 1         | 1         | 0         | -1        | 0        | 0        | 0        |
| Cory Sarich       | 4        | 0        | 1         | 1         | 6         | 1        | 0        | 0        | 0        | Nicklas Grossman | 3        | 0        | 1         | 1         | 0         | 1         | 0        | 0        | 0        |
| Stephane Yelle    | 4        | 0        | 1         | 1         | 0         | 1        | 0        | 0        | 0        | Jere Lehtinen    | 3        | 0        | 1         | 1         | 0         | 1         | 0        | 0        | 0        |
| Curtis Joseph     | 1        | 0        | 0         | 0         | 0         | 0        | 0        | 0        | 0        | Steve Ott        | 3        | 0        | 1         | 1         | 16        | -1        | 0        | 0        | 0        |
| Eric Nystrom      | 1        | 0        | 0         | 0         | 0         | 0        | 0        | 0        | 0        | Stephane Robidas | 4        | 0        | 1         | 1         | 2         | -1        | 0        | 0        | 0        |
| Anders Eriksson   | 2        | 0        | 0         | 0         | 0         | 0        | 0        | 0        | 0        | Philippe Boucher | 1        | 0        | 0         | 0         | 0         | -1        | 0        | 0        | 0        |
| David Moss        | 2        | 0        | 0         | 0         | 0         | -2       | 0        | 0        | 0        | Todd Fedoruk     | 1        | 0        | 0         | 0         | 0         | 0         | 0        | 0        | 0        |
| Marcus Nilson     | 2        | 0        | 0         | 0         | 0         | 1        | 0        | 0        | 0        | Mike Smith       | 1        | 0        | 0         | 0         | 0         | 0         | 0        | 0        | 0        |
| Eric Godard       | 3        | 0        | 0         | 0         | 0         | 0        | 0        | 0        | 0        | Krystofer Barch  | 2        | 0        | 0         | 0         | 0         | 0         | 0        | 0        | 0        |
| David Hale        | 3        | 0        | 0         | 0         | 2         | 0        | 0        | 0        | 0        | Mark Fistric     | 2        | 0        | 0         | 0         | 2         | -1        | 0        | 0        | 0        |
| Miikka Kiprusoff  | 3        | 0        | 0         | 0         | 0         | 0        | 0        | 0        | 0        | Brad Winchester  | 2        | 0        | 0         | 0         | 0         | 0         | 0        | 0        | 0        |
| Mark Smith        | 3        | 0        | 0         | 0         | 5         | 0        | 0        | 0        | 0        | Stu Barnes       | 3        | 0        | 0         | 0         | 0         | -1        | 0        | 0        | 0        |
| Rhett Warrenere   | 3        | 0        | 0         | 0         | 2         | -3       | 0        | 0        | 0        | Joel Lundqvist   | 3        | 0        | 0         | 0         | 2         | 0         | 0        | 0        | 0        |
| Kristian Huselius | 4        | 0        | 0         | 0         | 0         | -3       | 0        | 0        | 0        | Marty Turco      | 3        | 0        | 0         | 0         | 2         | 0         | 0        | 0        | 0        |
| Wayne Primeau     | 4        | 0        | 0         | 0         | 0         | 0        | 0        | 0        | 0        | Jeff Halpern     | 4        | 0        | 0         | 0         | 2         | 0         | 0        | 0        | 0        |
| <b>TOTALS</b>     | <b>4</b> | <b>9</b> | <b>14</b> | <b>23</b> | <b>40</b> | <b>4</b> | <b>1</b> | <b>1</b> | <b>0</b> | <b>TOTALS</b>    | <b>4</b> | <b>9</b> | <b>16</b> | <b>25</b> | <b>50</b> | <b>-5</b> | <b>2</b> | <b>0</b> | <b>0</b> |

| Goaltenders                | GP       | MP         | GA       | EN       | SO       | SVS       | AVG         | SAVE %      |
|----------------------------|----------|------------|----------|----------|----------|-----------|-------------|-------------|
| Curtis Joseph (1-0-0-0)    | 1        | 60         | 2        | 0        | 0        | 29        | 2.00        | 93.5        |
| Miikka Kiprusoff (1-1-1-0) | 3        | 183        | 7        | 0        | 0        | 66        | 2.29        | 90.4        |
| <b>TOTALS</b>              | <b>4</b> | <b>244</b> | <b>9</b> | <b>0</b> | <b>0</b> | <b>95</b> | <b>2.21</b> | <b>91.3</b> |

| Goaltenders           | GP       | MP         | GA       | EN       | SO       | SVS       | AVG         | SAVE %      |
|-----------------------|----------|------------|----------|----------|----------|-----------|-------------|-------------|
| Mike Smith (1-0-0-0)  | 1        | 61         | 2        | 0        | 0        | 22        | 1.98        | 91.7        |
| Marty Turco (1-1-1-0) | 3        | 182        | 7        | 0        | 0        | 69        | 2.30        | 90.8        |
| <b>TOTALS</b>         | <b>4</b> | <b>244</b> | <b>9</b> | <b>0</b> | <b>0</b> | <b>91</b> | <b>2.21</b> | <b>91.0</b> |

|         | POWERPLAY |     |     | HOME |     |      | ROAD |     |      | OVERALL |  |  |  |
|---------|-----------|-----|-----|------|-----|------|------|-----|------|---------|--|--|--|
|         | ADV       | PPG | PCT | ADV  | PPG | PCT  | ADV  | PPG | PP % | PK %    |  |  |  |
| CALGARY | 11        | 0   | 0.0 | 8    | 1   | 12.5 | 19   | 1   | 5.3  | 84.6    |  |  |  |
| Dallas  | 4         | 0   | 0.0 | 9    | 2   | 22.2 | 13   | 2   | 15.4 | 94.7    |  |  |  |

ALL-TIME: 36-16-14-2-0 at Calgary; 23-33-12-0-0 at Dallas

LAST WIN: in CALGARY Jan. 6, 2007 in Dallas Feb. 20, 2008



# FLAMES vs DETROIT



| DATE          | TEAMS                  | ATTND. | WINNING GOAL      | GOALTENDERS                   |
|---------------|------------------------|--------|-------------------|-------------------------------|
| Oct. 10, 2007 | CALGARY 2 AT Detroit 4 | 16629  | Kris Draper       | Kiprusoff - Osgood            |
| Nov. 1, 2007  | Detroit 4 AT CALGARY 1 | 19289  | Henrik Zetterberg | Osgood - Kiprusoff            |
| Nov. 27, 2007 | CALGARY 3 AT Detroit 5 | 17108  | Pavel Datsyuk     | Kiprusoff/McElhinney - Osgood |
| Feb. 22, 2008 | Detroit 0 AT CALGARY 1 | 19289  | Alex Tanguay      | Osgood - Kiprusoff            |

|         | GP | W | L | OTL | SHOL | PTS | GF | GA | PPG | SHG | PEN | PIM |
|---------|----|---|---|-----|------|-----|----|----|-----|-----|-----|-----|
| CALGARY | 4  | 1 | 3 | 0   | 0    | 2   | 7  | 13 | 1   | 0   | 20  | 43  |
| Detroit | 4  | 3 | 1 | 0   | 0    | 6   | 13 | 7  | 5   | 0   | 20  | 43  |

## GOALS AND SHOTS BY PERIODS

|         | 1st    | 2nd    | 3rd    | OT    | TOTALS   | PCT  |
|---------|--------|--------|--------|-------|----------|------|
| CALGARY | 4 - 32 | 2 - 35 | 1 - 29 | 0 - 0 | 7 - 96   | 7.3  |
| Detroit | 5 - 41 | 4 - 52 | 4 - 34 | 0 - 0 | 13 - 127 | 10.2 |

| CALGARY           | GP | G | A | PTS | PIM | +/- | PPG | SHG | ENG | DETROIT           | GP | G  | A  | PTS | PIM | +/- | PPG | SHG | EN |
|-------------------|----|---|---|-----|-----|-----|-----|-----|-----|-------------------|----|----|----|-----|-----|-----|-----|-----|----|
| Jarome Iginla     | 4  | 0 | 4 | 4   | 4   | -1  | 0   | 0   | 0   | Pavel Datsyuk     | 4  | 2  | 5  | 7   | 0   | 2   | 0   | 0   | 0  |
| Alex Tanguay      | 4  | 3 | 0 | 3   | 2   | 0   | 0   | 0   | 0   | Henrik Zetterberg | 4  | 3  | 1  | 4   | 0   | 4   | 2   | 0   | 0  |
| Kristian Huselius | 4  | 2 | 1 | 3   | 2   | 0   | 0   | 0   | 0   | Nicklas Lidstrom  | 3  | 0  | 4  | 4   | 2   | 2   | 0   | 0   | 0  |
| Dion Phaneuf      | 4  | 1 | 0 | 1   | 9   | -3  | 1   | 0   | 0   | Kris Draper       | 4  | 2  | 1  | 3   | 10  | 0   | 0   | 0   | 0  |
| Robyn Regehr      | 4  | 1 | 0 | 1   | 0   | 1   | 0   | 0   | 0   | Tomas Holmstrom   | 2  | 1  | 3  | 2   | 1   | 1   | 0   | 0   | 0  |
| Anders Eriksson   | 3  | 0 | 1 | 1   | 0   | -1  | 0   | 0   | 0   | Brian Rafalski    | 3  | 0  | 3  | 3   | 2   | 0   | 0   | 0   | 0  |
| Craig Conroy      | 4  | 0 | 1 | 1   | 4   | 0   | 0   | 0   | 0   | Mikael Samuelsson | 4  | 0  | 3  | 3   | 0   | 1   | 0   | 0   | 0  |
| Owen Nolan        | 4  | 0 | 1 | 1   | 8   | 0   | 0   | 0   | 0   | Daniel Cleary     | 3  | 2  | 0  | 2   | 0   | -1  | 1   | 0   | 0  |
| Dustin Boyd       | 1  | 0 | 0 | 0   | 0   | 0   | 0   | 0   | 0   | Jiri Hudler       | 4  | 1  | 1  | 2   | 4   | 1   | 1   | 0   | 0  |
| Curtis McElhinney | 1  | 0 | 0 | 0   | 0   | 0   | 0   | 0   | 0   | Brett Lebeda      | 4  | 0  | 2  | 2   | 0   | 0   | 0   | 0   | 0  |
| Jim Vandermeer    | 1  | 0 | 0 | 0   | 0   | 0   | 0   | 0   | 0   | Valtteri Filppula | 4  | 1  | 0  | 1   | 2   | 1   | 0   | 0   | 0  |
| David Hale        | 2  | 0 | 0 | 0   | 0   | 0   | 0   | 0   | 0   | Niklas Kronvall   | 2  | 0  | 1  | 1   | 0   | 0   | 0   | 0   | 0  |
| Eric Nystrom      | 2  | 0 | 0 | 0   | 2   | -1  | 0   | 0   | 0   | Dallas Drake      | 4  | 0  | 1  | 1   | 0   | -2  | 0   | 0   | 0  |
| Wayne Primeau     | 2  | 0 | 0 | 0   | 2   | 0   | 0   | 0   | 0   | Andreas Lilja     | 4  | 0  | 1  | 1   | 7   | 2   | 0   | 0   | 0  |
| Mark Smith        | 2  | 0 | 0 | 0   | 0   | 1   | 0   | 0   | 0   | Kirk Maltby       | 4  | 0  | 1  | 1   | 4   | 2   | 0   | 0   | 0  |
| Rhett Warrenner   | 2  | 0 | 0 | 0   | 0   | 1   | 0   | 0   | 0   | Matt Ellis        | 1  | 0  | 0  | 0   | 0   | 0   | 0   | 0   | 0  |
| Eric Godard       | 3  | 0 | 0 | 0   | 0   | 0   | 0   | 0   | 0   | Jonathan Ericsson | 1  | 0  | 0  | 0   | 0   | 0   | 0   | 0   | 0  |
| David Moss        | 3  | 0 | 0 | 0   | 0   | -1  | 0   | 0   | 0   | Kyle Quincey      | 1  | 0  | 0  | 0   | 0   | -1  | 0   | 0   | 0  |
| Marcus Nilson     | 3  | 0 | 0 | 0   | 0   | 0   | 0   | 0   | 0   | Aaron Downey      | 2  | 0  | 0  | 0   | 0   | -1  | 0   | 0   | 0  |
| Adrian Aucoin     | 4  | 0 | 0 | 0   | 2   | -1  | 0   | 0   | 0   | Derek Meech       | 2  | 0  | 0  | 0   | 0   | 0   | 0   | 0   | 0  |
| Miikka Kiprusoff  | 4  | 0 | 0 | 0   | 0   | 0   | 0   | 0   | 0   | Johan Franzen     | 3  | 0  | 0  | 0   | 0   | -1  | 0   | 0   | 0  |
| Daymond Langkow   | 4  | 0 | 0 | 0   | 0   | -2  | 0   | 0   | 0   | Tomas Kopecky     | 3  | 0  | 0  | 0   | 4   | 0   | 0   | 0   | 0  |
| Matthew Lombardi  | 4  | 0 | 0 | 0   | 2   | -2  | 0   | 0   | 0   | Chris Chelios     | 4  | 0  | 0  | 0   | 2   | 1   | 0   | 0   | 0  |
| Cory Sarich       | 4  | 0 | 0 | 0   | 4   | -1  | 0   | 0   | 0   | Chris Osgood      | 4  | 0  | 0  | 0   | 0   | 0   | 0   | 0   | 0  |
| Stephane Yelle    | 4  | 0 | 0 | 0   | 0   | 0   | 0   | 0   | 0   | Bench             |    |    |    |     | 2   |     |     |     |    |
| Bench             |    |   |   |     | 2   |     |     |     |     | TOTALS            | 4  | 13 | 25 | 38  | 43  | 11  | 5   | 0   | 0  |
| TOTALS            | 4  | 7 | 8 | 15  | 43  | -10 | 1   | 0   | 0   | TOTALS            | 4  | 13 | 25 | 38  | 43  | 11  | 5   | 0   | 0  |

| Goaltenders                 | GP | MP  | GA | EN | SO | SVS | AVG  | SAVE % |
|-----------------------------|----|-----|----|----|----|-----|------|--------|
| Miikka Kiprusoff (1-2-0-0)  | 4  | 203 | 11 | 0  | 1  | 96  | 3.25 | 89.7   |
| Curtis McElhinney (0-1-0-0) | 1  | 35  | 2  | 0  | 0  | 18  | 3.39 | 90.0   |
| TOTALS                      | 4  | 240 | 13 | 0  | 1  | 114 | 3.25 | 89.8   |

| Goaltenders            | GP | MP  | GA | EN | SO | SVS | AVG  | SAVE % |
|------------------------|----|-----|----|----|----|-----|------|--------|
| Chris Osgood (3-1-0-0) | 4  | 238 | 7  | 0  | 0  | 89  | 1.77 | 92.7   |
| TOTALS                 | 4  | 240 | 7  | 0  | 0  | 89  | 1.75 | 92.7   |

|         | POWERPLAY |     |      | HOME |     |      | ROAD |     |      | OVERALL |  |  |
|---------|-----------|-----|------|------|-----|------|------|-----|------|---------|--|--|
|         | ADV       | PPG | PCT  | ADV  | PPG | PCT  | ADV  | PPG | PP % | PK %    |  |  |
| CALGARY | 12        | 0   | 0.0  | 7    | 1   | 14.3 | 19   | 1   | 5.3  | 73.7    |  |  |
| Detroit | 9         | 2   | 22.2 | 10   | 3   | 30.0 | 19   | 5   | 26.3 | 94.7    |  |  |

ALL-TIME: 38-21-6-0-1 at Calgary; 19-36-10-0-0 at Detroit

LAST WIN: in CALGARY Feb. 22, 2008 in Detroit Dec. 1, 2005





# FLAMES vs EDMONTON



| DATE          | TEAMS                   | ATTND. | W/T GOAL        | GOALTENDERS         |
|---------------|-------------------------|--------|-----------------|---------------------|
| Oct. 20, 2007 | Edmonton 1 AT CALGARY 4 | 19289  | Jarome Iginla   | Rolason - Kiprusoff |
| Nov. 10, 2007 | Edmonton 4 AT CALGARY 2 | 19289  | Shawn Horcoff   | Garon - Kiprusoff   |
| Nov. 17 2007  | CALGARY 3 AT Edmonton 1 | 16839  | Owen Nolan      | Kiprusoff - Garon   |
| Jan. 13, 2008 | CALGARY 1 AT Edmonton 2 | 16839  | Ales Hemsky     | Kiprusoff - Garon   |
| Feb. 4, 2008  | CALGARY 0 AT Edmonton 5 | 16839  | Fernando Pisani | Joseph - Garon      |
| Feb. 9, 2008  | Edmonton 1 AT CALGARY 4 | 19289  | Dion Phaneuf    | Garon - Kiprusoff   |
| Mar. 29, 2008 | Edmonton 2 AT CALGARY 1 | 19289  | Dustin Penner   | Rolason - Kiprusoff |
| Apr. 1, 2008  | CALGARY 3 AT Edmonton 2 | 16389  | Owen Nolan      | Kiprusoff - Rolason |

| 07-08    | GP | W | L | OTL | SHOL | PTS | GF | GA | PPG | SHG | PEN | PIM |
|----------|----|---|---|-----|------|-----|----|----|-----|-----|-----|-----|
| CALGARY  | 8  | 4 | 4 | 0   | 0    | 8   | 18 | 18 | 5   | 0   | 48  | 151 |
| Edmonton | 8  | 4 | 4 | 0   | 0    | 8   | 18 | 18 | 7   | 0   | 53  | 152 |

### GOALS AND SHOTS BY PERIODS

|          | 1st    | 2nd    | 3rd    | OT    | TOTALS   | PCT |
|----------|--------|--------|--------|-------|----------|-----|
| CALGARY  | 4 - 70 | 6 - 87 | 8 - 74 | 0 - 0 | 18 - 231 | 7.8 |
| Edmonton | 7 - 54 | 2 - 59 | 9 - 81 | 0 - 0 | 18 - 194 | 9.3 |

| CALGARY           | GP       | G         | A         | PTS       | PIM        | +/-       | PPG      | SHG      | ENG      | EDMONTON              | GP       | G         | A         | PTS       | PIM        | +/-        | PPG      | SHG      | EN       |
|-------------------|----------|-----------|-----------|-----------|------------|-----------|----------|----------|----------|-----------------------|----------|-----------|-----------|-----------|------------|------------|----------|----------|----------|
| Owen Nolan        | 8        | 4         | 3         | 7         | 7          | 2         | 0        | 0        | 0        | Sam Gagner            | 8        | 3         | 3         | 6         | 0          | 0          | 1        | 0        | 0        |
| Jarome Iginla     | 8        | 2         | 5         | 7         | 2          | 4         | 0        | 0        | 1        | Ales Hemsky           | 8        | 2         | 4         | 6         | 4          | 0          | 1        | 0        | 0        |
| Dion Phaneuf      | 8        | 2         | 5         | 7         | 16         | 2         | 1        | 0        | 0        | Shawn Horcoff         | 4        | 3         | 2         | 5         | 4          | 2          | 2        | 0        | 0        |
| Alex Tanguay      | 8        | 2         | 5         | 7         | 6          | 1         | 0        | 0        | 0        | Dustin Penner         | 8        | 2         | 2         | 4         | 11         | 0          | 1        | 0        | 0        |
| Matthew Lombardi  | 8        | 2         | 4         | 6         | 7          | 0         | 0        | 0        | 0        | Andrew Cogliano       | 8        | 1         | 3         | 4         | 0          | 2          | 0        | 0        | 0        |
| Kristian Huselius | 8        | 1         | 3         | 4         | 6          | 5         | 1        | 0        | 0        | Jarret Stoll          | 8        | 0         | 4         | 4         | 14         | -2         | 0        | 0        | 0        |
| Adrian Aucoin     | 7        | 2         | 1         | 3         | 4          | 2         | 2        | 0        | 0        | Robert Nilsson        | 6        | 2         | 1         | 3         | 0          | 1          | 1        | 0        | 0        |
| Anders Eriksson   | 6        | 0         | 3         | 3         | 2          | 2         | 0        | 0        | 0        | Curtis Glenross       | 3        | 2         | 0         | 2         | 5          | 0          | 0        | 0        | 0        |
| Craig Conroy      | 7        | 1         | 1         | 2         | 6          | 0         | 0        | 0        | 0        | Denis Grebeshkov      | 1        | 1         | 2         | 2         | 3          | 0          | 0        | 0        | 0        |
| Daymond Langkow   | 7        | 1         | 1         | 2         | 0          | 6         | 0        | 0        | 0        | Steve Staios          | 8        | 1         | 1         | 2         | 8          | -4         | 1        | 0        | 0        |
| Robyn Regehr      | 8        | 1         | 1         | 2         | 20         | 2         | 1        | 0        | 0        | Dick Tarnstrom        | 3        | 0         | 2         | 2         | 2          | 0          | 0        | 0        | 0        |
| Eric Nystrom      | 3        | 0         | 2         | 2         | 5          | 0         | 0        | 0        | 0        | Geoff Sanderson       | 5        | 0         | 2         | 2         | 2          | 0          | 0        | 0        | 0        |
| Wayne Primeau     | 4        | 0         | 1         | 1         | 2          | -2        | 0        | 0        | 0        | Kyle Brodziak         | 8        | 0         | 2         | 2         | 6          | -4         | 0        | 0        | 0        |
| Curtis Joseph     | 1        | 0         | 0         | 0         | 0          | 0         | 0        | 0        | 0        | Tom Gilbert           | 8        | 0         | 2         | 2         | 0          | 1          | 0        | 0        | 0        |
| Jim Vandermeer    | 2        | 0         | 0         | 0         | 7          | 0         | 0        | 0        | 0        | Fernando Pisani       | 5        | 1         | 0         | 1         | 2          | -1         | 0        | 0        | 0        |
| Mark Smith        | 3        | 0         | 0         | 0         | 0          | -1        | 0        | 0        | 0        | Ethan Moreau          | 3        | 0         | 1         | 1         | 14         | 0          | 0        | 0        | 0        |
| Dustin Boyd       | 4        | 0         | 0         | 0         | 0          | -1        | 0        | 0        | 0        | Matt Greene           | 5        | 0         | 1         | 1         | 9          | 0          | 0        | 0        | 0        |
| Rhett Warrenner   | 4        | 0         | 0         | 0         | 5          | 0         | 0        | 0        | 0        | Marty Reasoner        | 8        | 0         | 1         | 1         | 2          | -4         | 0        | 0        | 0        |
| David Hale        | 5        | 0         | 0         | 0         | 6          | -3        | 0        | 0        | 0        | Jean-Francois Jacques | 1        | 0         | 0         | 0         | 0          | -1         | 0        | 0        | 0        |
| David Moss        | 6        | 0         | 0         | 0         | 2          | -3        | 0        | 0        | 0        | Sheldon Souray        | 1        | 0         | 0         | 0         | 0          | -1         | 0        | 0        | 0        |
| Marcus Nilson     | 6        | 0         | 0         | 0         | 0          | -2        | 0        | 0        | 0        | Marc-Antoine Pouliot  | 2        | 0         | 0         | 0         | 0          | 2          | 0        | 0        | 0        |
| Miikka Kiprusoff  | 7        | 0         | 0         | 0         | 0          | 0         | 0        | 0        | 0        | Allan Rourke          | 2        | 0         | 0         | 0         | 5          | 0          | 0        | 0        | 0        |
| Eric Godard       | 8        | 0         | 0         | 0         | 32         | -2        | 0        | 0        | 0        | Dwayne Rolason        | 3        | 0         | 0         | 0         | 0          | 0          | 0        | 0        | 0        |
| Cory Sarich       | 8        | 0         | 0         | 0         | 14         | -1        | 0        | 0        | 0        | Raffi Torres          | 3        | 0         | 0         | 0         | 9          | -1         | 0        | 0        | 0        |
| Stephane Yelle    | 8        | 0         | 0         | 0         | 0          | -1        | 0        | 0        | 0        | Mathieu Garon         | 5        | 0         | 0         | 0         | 2          | 0          | 0        | 0        | 0        |
| Bench             |          |           |           |           | 2          |           |          |          |          | Joni Pitkanen         | 6        | 0         | 0         | 0         | 4          | -2         | 0        | 0        | 0        |
| <b>TOTALS</b>     | <b>8</b> | <b>18</b> | <b>35</b> | <b>53</b> | <b>151</b> | <b>10</b> | <b>5</b> | <b>0</b> | <b>1</b> | Ladislav Smid         | 7        | 0         | 0         | 0         | 5          | -1         | 0        | 0        | 0        |
|                   |          |           |           |           |            |           |          |          |          | Zachery Stortini      | 8        | 0         | 0         | 0         | 36         | -1         | 0        | 0        | 0        |
|                   |          |           |           |           |            |           |          |          |          | Bench                 |          |           |           |           | 6          |            |          |          |          |
|                   |          |           |           |           |            |           |          |          |          | <b>TOTALS</b>         | <b>8</b> | <b>18</b> | <b>32</b> | <b>50</b> | <b>152</b> | <b>-11</b> | <b>7</b> | <b>0</b> | <b>0</b> |

| Goaltenders                | GP       | MP         | GA        | EN       | SO       | SVS        | AVG         | SAVE %      | Goaltenders              | GP       | MP         | GA        | EN       | SO       | SVS        | AVG         | SAVE %      |
|----------------------------|----------|------------|-----------|----------|----------|------------|-------------|-------------|--------------------------|----------|------------|-----------|----------|----------|------------|-------------|-------------|
| Miikka Kiprusoff (4-3-0-0) | 7        | 418        | 13        | 0        | 0        | 153        | 1.87        | 92.2        | Mathieu Garon (3-2-0-0)  | 5        | 298        | 9         | 1        | 1        | 138        | 1.81        | 93.9        |
| Curtis Joseph (0-1-0-0)    | 1        | 60         | 5         | 0        | 0        | 23         | 5.00        | 82.1        | Dwayne Rolason (1-2-0-0) | 3        | 179        | 8         | 0        | 0        | 75         | 2.68        | 90.4        |
| <b>TOTALS</b>              | <b>8</b> | <b>480</b> | <b>18</b> | <b>0</b> | <b>0</b> | <b>176</b> | <b>2.25</b> | <b>90.7</b> | <b>TOTALS</b>            | <b>8</b> | <b>480</b> | <b>17</b> | <b>1</b> | <b>1</b> | <b>213</b> | <b>2.25</b> | <b>92.2</b> |

|          | POWERPLAY |     |      | HOME |     |      | ROAD |     |      | OVERALL |     |      |
|----------|-----------|-----|------|------|-----|------|------|-----|------|---------|-----|------|
|          | ADV       | PPG | PCT  | ADV  | PPG | PCT  | ADV  | PPG | PCT  | ADV     | PPG | PK % |
| CALGARY  | 21        | 4   | 19.0 | 17   | 1   | 5.9  | 38   | 5   | 13.2 | 78.8    |     |      |
| Edmonton | 17        | 3   | 17.6 | 16   | 4   | 25.0 | 33   | 7   | 21.2 | 86.8    |     |      |

ALL-TIME: 51-32-9-0-1 at Calgary; 35-46-11-1-0 at Edmonton

LAST WIN: in CALGARY Feb. 9, 2008 in Edmonton Feb. 4, 2008



# FLAMES vs FLORIDA



| DATE          | TEAMS                      | ATTND. | WINNING GOAL | GOALTENDERS        |
|---------------|----------------------------|--------|--------------|--------------------|
| Dec. 11, 2007 | CALGARY 2 AT Florida 1 SHO | 12499  | Huselius     | Kiprusoff - Vokoun |

| 07-08   | GP | W | L | OTL | SHO | PTS | GF | GA | PPG | SHG | PEN | PIM |
|---------|----|---|---|-----|-----|-----|----|----|-----|-----|-----|-----|
| CALGARY | 1  | 1 | 0 | 0   | 0   | 2   | 1  | 1  | 0   | 0   | 3   | 9   |
| Florida | 1  | 0 | 0 | 0   | 1   | 1   | 1  | 1  | 0   | 0   | 2   | 7   |

## GOALS AND SHOTS BY PERIODS

|         | 1st   | 2nd    | 3rd    | OT    | TOTALS | PCT |
|---------|-------|--------|--------|-------|--------|-----|
| CALGARY | 0 - 9 | 0 - 7  | 1 - 17 | 0 - 2 | 1 - 35 | 2.9 |
| Florida | 0 - 7 | 1 - 13 | 0 - 9  | 0 - 4 | 1 - 33 | 3.0 |

| CALGARY           | GP       | G        | A        | PTS      | PIM      | +/-      | PPG      | SHG      | ENG      | FLORIDA          | GP       | G        | A        | PTS      | PIM      | +/-      | PPG      | SHG      | EN       |
|-------------------|----------|----------|----------|----------|----------|----------|----------|----------|----------|------------------|----------|----------|----------|----------|----------|----------|----------|----------|----------|
| Jarome Iginla     | 1        | 1        | 0        | 1        | 0        | 0        | 0        | 0        | 0        | Olli Jokinen     | 1        | 1        | 0        | 1        | 0        | 1        | 0        | 0        | 0        |
| Robyn Regehr      | 1        | 0        | 1        | 1        | 0        | 1        | 0        | 0        | 0        | Bryan Allen      | 1        | 0        | 0        | 0        | 0        | 0        | 0        | 0        | 0        |
| Alex Tanguay      | 1        | 0        | 1        | 1        | 2        | 1        | 0        | 0        | 0        | David Booth      | 1        | 0        | 0        | 0        | 0        | 0        | 0        | 0        | 0        |
| Adrian Aucoin     | 1        | 0        | 0        | 0        | 0        | 0        | 0        | 0        | 0        | Jay Bouwmeester  | 1        | 0        | 0        | 0        | 0        | 0        | 0        | 0        | 0        |
| Dustin Boyd       | 1        | 0        | 0        | 0        | 0        | 0        | 0        | 0        | 0        | Gregory Campbell | 1        | 0        | 0        | 0        | 0        | 0        | 0        | 0        | 0        |
| Craig Conroy      | 1        | 0        | 0        | 0        | 0        | 0        | 0        | 0        | 0        | Jassen Cullimore | 1        | 0        | 0        | 0        | 0        | 0        | 0        | 0        | 0        |
| Anders Eriksson   | 1        | 0        | 0        | 0        | 0        | 0        | 0        | 0        | 0        | Radek Dvorak     | 1        | 0        | 0        | 0        | 0        | -1       | 0        | 0        | 0        |
| Eric Godard       | 1        | 0        | 0        | 0        | 2        | 0        | 0        | 0        | 0        | Tanner Glass     | 1        | 0        | 0        | 0        | 5        | 0        | 0        | 0        | 0        |
| David Hale        | 1        | 0        | 0        | 0        | 0        | 0        | 0        | 0        | 0        | Nathan Horton    | 1        | 0        | 0        | 0        | 1        | 0        | 0        | 0        | 0        |
| Kristian Huselius | 1        | 0        | 0        | 0        | 0        | -1       | 0        | 0        | 0        | Kamil Kreps      | 1        | 0        | 0        | 0        | 0        | 0        | 0        | 0        | 0        |
| Miikka Kiprusoff  | 1        | 0        | 0        | 0        | 0        | 0        | 0        | 0        | 0        | Branislav Mezei  | 1        | 0        | 0        | 0        | 0        | 0        | 0        | 0        | 0        |
| Daymond Langkow   | 1        | 0        | 0        | 0        | 0        | 0        | 0        | 0        | 0        | Steve Montador   | 1        | 0        | 0        | 0        | 0        | 0        | 0        | 0        | 0        |
| Matthew Lombardi  | 1        | 0        | 0        | 0        | 0        | 0        | 0        | 0        | 0        | Rostislav Olesz  | 1        | 0        | 0        | 0        | 0        | -1       | 0        | 0        | 0        |
| Owen Nolan        | 1        | 0        | 0        | 0        | 0        | 0        | 0        | 0        | 0        | Ville Peltonen   | 1        | 0        | 0        | 0        | 0        | 1        | 0        | 0        | 0        |
| Eric Nystrom      | 1        | 0        | 0        | 0        | 0        | 0        | 0        | 0        | 0        | Ruslan Salei     | 1        | 0        | 0        | 0        | 2        | 0        | 0        | 0        | 0        |
| Dion Phaneuf      | 1        | 0        | 0        | 0        | 0        | 0        | 0        | 0        | 0        | Jozef Stumpel    | 1        | 0        | 0        | 0        | 0        | -1       | 0        | 0        | 0        |
| Cory Sarich       | 1        | 0        | 0        | 0        | 0        | 0        | 0        | 0        | 0        | Stephen Weiss    | 1        | 0        | 0        | 0        | 0        | 0        | 0        | 0        | 0        |
| Mark Smith        | 1        | 0        | 0        | 0        | 5        | 0        | 0        | 0        | 0        | Tomas Vokoun     | 1        | 0        | 0        | 0        | 0        | 0        | 0        | 0        | 0        |
| Stephane Yelle    | 1        | 0        | 0        | 0        | 0        | 0        | 0        | 0        | 0        | Richard Zednik   | 1        | 0        | 0        | 0        | 0        | 0        | 0        | 0        | 0        |
| <b>TOTALS</b>     | <b>1</b> | <b>1</b> | <b>2</b> | <b>3</b> | <b>9</b> | <b>1</b> | <b>0</b> | <b>0</b> | <b>0</b> | <b>TOTALS</b>    | <b>1</b> | <b>1</b> | <b>0</b> | <b>1</b> | <b>7</b> | <b>0</b> | <b>0</b> | <b>0</b> | <b>0</b> |

| Goaltenders                 | GP       | MP        | GA       | EN       | SO       | SVS       | AVG         | SAVE %      | Goaltenders            | GP       | MP        | GA       | EN       | SO       | SVS       | AVG         | SAVE %      |
|-----------------------------|----------|-----------|----------|----------|----------|-----------|-------------|-------------|------------------------|----------|-----------|----------|----------|----------|-----------|-------------|-------------|
| Miikka Kiprusoff (1-0-0-0)1 | 65       | 1         | 0        | 0        | 32       | 0.93      | 97.0        |             | Tomas Vokoun (0-0-0-1) | 1        | 65        | 1        | 0        | 0        | 34        | 0.92        | 97.1        |
| <b>TOTALS</b>               | <b>1</b> | <b>65</b> | <b>1</b> | <b>0</b> | <b>0</b> | <b>32</b> | <b>0.92</b> | <b>97.0</b> | <b>TOTALS</b>          | <b>1</b> | <b>65</b> | <b>1</b> | <b>0</b> | <b>0</b> | <b>34</b> | <b>0.92</b> | <b>97.1</b> |

|         | POWERPLAY | HOME |     |     | ROAD |     |     | OVERALL |     |      |       |
|---------|-----------|------|-----|-----|------|-----|-----|---------|-----|------|-------|
|         |           | ADV  | PPG | PCT | ADV  | PPG | PCT | ADV     | PPG | PP % | PK %  |
| CALGARY |           | 0    | 0   | 0.0 | 1    | 0   | 0.0 | 1       | 0   | 0.0  | 100.0 |
| Florida |           | 0    | 0   | 0.0 | 2    | 0   | 0.0 | 2       | 0   | 0.0  | 100.0 |

ALL-TIME: 5-3-1-0-0 at Calgary; 5-3-2-0-0 at Florida

LAST WIN: in Calgary Jan. 4, 2007 OT in Florida Dec. 11, 2007 SHO



# FLAMES vs LOS ANGELES



| DATE          | TEAMS                      | ATTND. | WINNING GOAL       | GOALTENDERS                 |
|---------------|----------------------------|--------|--------------------|-----------------------------|
| Oct. 18, 2007 | Los Angeles 3 AT CALGARY 4 | 19289  | Daymond Langkow    | Aubin/LaBarbera - Kiprusoff |
| Jan. 5, 2008  | CALGARY 6 AT Los Angeles 4 | 18118  | Daymond Langkow    | Kiprusoff - LaBarbera       |
| Jan. 18, 2008 | Los Angeles 1 AT CALGARY 6 | 19289  | Daymond Langkow    | Aubin/LaBarbera - Kiprusoff |
| Feb. 15, 2008 | CALGARY 3 AT Los Angeles 6 | 18118  | Patrick O'Sullivan | Kiprusoff - LaBarbera       |

| 07-08       | GP | W | L | OTL | SHOL | PTS | GF | GA | PPG | SHG | PEN | PIM |
|-------------|----|---|---|-----|------|-----|----|----|-----|-----|-----|-----|
| CALGARY     | 4  | 3 | 1 | 0   | 0    | 6   | 19 | 14 | 7   | 1   | 33  | 73  |
| Los Angeles | 4  | 1 | 3 | 0   | 0    | 2   | 14 | 19 | 4   | 1   | 23  | 49  |

## GOALS AND SHOTS BY PERIODS

|             | 1st    | 2nd    | 3rd    | OT    | TOTALS   | PCT  |
|-------------|--------|--------|--------|-------|----------|------|
| CALGARY     | 7 - 49 | 7 - 49 | 5 - 35 | 0 - 0 | 19 - 133 | 14.3 |
| Los Angeles | 5 - 36 | 5 - 54 | 4 - 41 | 0 - 0 | 14 - 131 | 10.7 |

| CALGARY           | GP       | G         | A         | PTS       | PIM       | +/-        | PPG      | SHG      | ENG      | LOS ANGELES          | GP | G | A | PTS | PIM | +/- | PPG | SHG | EN |
|-------------------|----------|-----------|-----------|-----------|-----------|------------|----------|----------|----------|----------------------|----|---|---|-----|-----|-----|-----|-----|----|
| Daymond Langkow   | 4        | 8         | 2         | 10        | 7         | 3          | 3        | 0        | 0        | Alexander Frolov     | 4  | 1 | 6 | 7   | 2   | 1   | 0   | 0   | 0  |
| Kristian Huselius | 4        | 3         | 4         | 7         | 2         | 2          | 2        | 0        | 0        | Anze Kopitar         | 4  | 3 | 2 | 5   | 2   | -2  | 3   | 0   | 0  |
| Jarome Iginla     | 4        | 1         | 6         | 7         | 2         | 2          | 1        | 0        | 0        | Derek Armstrong      | 4  | 2 | 2 | 4   | 4   | 1   | 0   | 0   | 0  |
| Robyn Regehr      | 4        | 1         | 3         | 4         | 4         | 1          | 0        | 0        | 0        | Lubomir Visnovsky    | 4  | 0 | 3 | 3   | 0   | 0   | 0   | 0   | 0  |
| Dion Phaneuf      | 4        | 0         | 3         | 3         | 8         | 0          | 0        | 0        | 0        | Dustin Brown         | 4  | 1 | 1 | 2   | 9   | -2  | 0   | 0   | 0  |
| Craig Conroy      | 4        | 2         | 0         | 2         | 8         | 1          | 0        | 0        | 0        | Patrick O'Sullivan   | 4  | 1 | 1 | 2   | 2   | -2  | 0   | 1   | 0  |
| Dustin Boyd       | 3        | 1         | 1         | 2         | 0         | -3         | 0        | 0        | 0        | Brad Stuart          | 4  | 1 | 1 | 2   | 6   | -2  | 0   | 0   | 0  |
| Owen Nolan        | 3        | 1         | 1         | 2         | 0         | 1          | 1        | 0        | 0        | Rob Blake            | 3  | 0 | 2 | 2   | 0   | -1  | 0   | 0   | 0  |
| Matthew Lombardi  | 4        | 1         | 1         | 2         | 8         | 0          | 0        | 0        | 0        | Michael Handzus      | 4  | 0 | 2 | 2   | 0   | 1   | 0   | 0   | 0  |
| Stephane Yelle    | 4        | 1         | 1         | 2         | 4         | 0          | 0        | 1        | 0        | Brian Boyle          | 1  | 1 | 0 | 1   | 0   | 2   | 0   | 0   | 0  |
| Adrian Aucoin     | 3        | 0         | 2         | 2         | 0         | 0          | 0        | 0        | 0        | Michael Cammalleri   | 1  | 1 | 0 | 1   | 0   | 1   | 1   | 0   | 0  |
| Anders Eriksson   | 3        | 0         | 2         | 2         | 6         | 1          | 0        | 0        | 0        | Kevin Dallman        | 1  | 1 | 0 | 1   | 0   | 1   | 0   | 0   | 0  |
| David Moss        | 3        | 0         | 2         | 2         | 2         | 2          | 0        | 0        | 0        | Ladislav Nagy        | 2  | 1 | 0 | 1   | 0   | -2  | 0   | 0   | 0  |
| Mark Smith        | 3        | 0         | 2         | 2         | 0         | -2         | 0        | 0        | 0        | Edward Purcell       | 2  | 1 | 0 | 1   | 0   | 0   | 0   | 0   | 0  |
| Alex Tanguay      | 4        | 0         | 2         | 2         | 2         | 1          | 0        | 0        | 0        | Brian Willsie        | 3  | 0 | 1 | 1   | 4   | 0   | 0   | 0   | 0  |
| Wayne Primeau     | 2        | 0         | 1         | 1         | 0         | 1          | 0        | 0        | 0        | Kyle Calder          | 4  | 0 | 1 | 1   | 0   | 0   | 0   | 0   | 0  |
| Marcus Nilson     | 1        | 0         | 0         | 0         | 0         | 0          | 0        | 0        | 0        | Raitis Ivanans       | 4  | 0 | 1 | 1   | 2   | 0   | 0   | 0   | 0  |
| Eric Nystrom      | 1        | 0         | 0         | 0         | 0         | -1         | 0        | 0        | 0        | Jack Johnson         | 4  | 0 | 1 | 1   | 6   | -2  | 0   | 0   | 0  |
| Rhett Warren      | 2        | 0         | 0         | 0         | 0         | 0          | 0        | 0        | 0        | Tom Preissing        | 4  | 0 | 1 | 1   | 0   | -1  | 0   | 0   | 0  |
| Eric Godard       | 4        | 0         | 0         | 0         | 0         | -2         | 0        | 0        | 0        | John Zeiler          | 1  | 0 | 0 | 0   | 0   | -1  | 0   | 0   | 0  |
| David Hale        | 4        | 0         | 0         | 0         | 6         | 2          | 0        | 0        | 0        | Jean Sebastian Aubin | 2  | 0 | 0 | 0   | 0   | 0   | 0   | 0   | 0  |
| Miikka Kiprusoff  | 4        | 0         | 0         | 0         | 0         | 0          | 0        | 0        | 0        | Jeff Giuliano        | 3  | 0 | 0 | 0   | 0   | -2  | 0   | 0   | 0  |
| Cory Sarich       | 4        | 0         | 0         | 0         | 12        | 0          | 0        | 0        | 0        | Scott Thornton       | 3  | 0 | 0 | 0   | 4   | -2  | 0   | 0   | 0  |
| Bench             |          |           |           |           | 2         |            |          |          |          | Jason LaBarbera      | 4  | 0 | 0 | 0   | 0   | 0   | 0   | 0   | 0  |
| <b>TOTALS</b>     | <b>4</b> | <b>19</b> | <b>33</b> | <b>52</b> | <b>73</b> | <b>9</b>   | <b>7</b> | <b>1</b> | <b>0</b> | Jaroslav Modry       | 4  | 0 | 0 | 0   | 6   | 0   | 0   | 0   | 0  |
| <b>TOTALS</b>     | <b>4</b> | <b>14</b> | <b>25</b> | <b>39</b> | <b>49</b> | <b>-12</b> | <b>4</b> | <b>1</b> | <b>0</b> | Bench                |    |   |   |     | 2   |     |     |     |    |

| Goaltenders                | GP       | MP         | GA        | EN       | SO       | SVS        | AVG         | SAVE %      | Goaltenders                    | GP       | MP         | GA        | EN       | SO       | SVS        | AVG         | SAVE %      |
|----------------------------|----------|------------|-----------|----------|----------|------------|-------------|-------------|--------------------------------|----------|------------|-----------|----------|----------|------------|-------------|-------------|
| Miikka Kiprusoff (3-1-0-0) | 4        | 240        | 14        | 0        | 0        | 117        | 3.50        | 89.3        | Jason LaBarbera (1-2-0-0)      | 4        | 177        | 13        | 1        | 0        | 96         | 4.40        | 88.1        |
|                            |          |            |           |          |          |            |             |             | Jean Sebastian Aubin (0-1-0-0) | 2        | 60         | 5         | 0        | 0        | 18         | 5.02        | 78.3        |
| <b>TOTALS</b>              | <b>4</b> | <b>240</b> | <b>14</b> | <b>0</b> | <b>0</b> | <b>117</b> | <b>3.50</b> | <b>89.3</b> | <b>TOTALS</b>                  | <b>4</b> | <b>240</b> | <b>18</b> | <b>1</b> | <b>0</b> | <b>114</b> | <b>4.75</b> | <b>85.7</b> |

| POWERPLAY   | HOME |     |      | ROAD |     |      | OVERALL |     |      |      |
|-------------|------|-----|------|------|-----|------|---------|-----|------|------|
|             | ADV  | PPG | PCT  | ADV  | PPG | PCT  | ADV     | PPG | PP % | PK % |
| CALGARY     | 10   | 3   | 30.0 | 8    | 4   | 50.0 | 18      | 7   | 38.9 | 86.2 |
| Los Angeles | 17   | 2   | 11.8 | 12   | 2   | 16.7 | 29      | 4   | 13.8 | 61.1 |

ALL-TIME: 60-28-12-0-0 at Calgary; 39-47-10-0-1 at Los Angeles

LAST WIN: in CALGARY Jan. 18, 2008 in Los Angeles Jan. 5, 2008

PENALTY SHOT: Los Angeles Jeff Giuliano, unsuccessful vs Miikka Kiprusoff, Feb. 15, 2008 at 11:15 of the 3rd period



# FLAMES vs MINNESOTA



| DATE          | TEAMS                    | ATTND.    | WINNING GOAL      | GOALTENDERS           |
|---------------|--------------------------|-----------|-------------------|-----------------------|
| Oct. 24, 2007 | Minnesota 3 AT CALGARY 5 | 19289     | Alex Tanguay      | Backstrom - Kiprusoff |
| Nov. 3, 2007  | CALGARY 1 AT Minnesota 4 | 18568     | Marian Gaborik    | Kiprusoff - Backstrom |
| Nov. 13 2007  | Minnesota 2 AT CALGARY 3 | 19289     | Kristian Huselius | Backstrom - Kiprusoff |
| Jan. 16, 2008 | CALGARY 3 AT Minnesota 2 | SHO 18568 | Kristian Huselius | Kiprusoff - Backstrom |
| Jan. 22, 2008 | Minnesota 1 AT CALGARY 2 | 19289     | Craig Conroy      | Harding - Kiprusoff   |
| Feb. 24, 2008 | CALGARY 2 AT Minnesota 1 | 18568     | Craig Conroy      | Kiprusoff - Backstrom |
| Mar. 22, 2008 | Minnesota 4 AT CALGARY 5 | 19289     | Matthew Lombardi  | Harding - Kiprusoff   |
| Apr. 3, 2008  | CALGARY 1 AT Minnesota 3 | 18568     | Marian Gaborik    | Kiprusoff - Backstrom |

| 07-08     | GP | W | L | OTL | SHOL | PTS | GF | GA | PPG | SHG | PEN | PIM |
|-----------|----|---|---|-----|------|-----|----|----|-----|-----|-----|-----|
| CALGARY   | 8  | 6 | 2 | 0   | 0    | 12  | 21 | 20 | 5   | 1   | 57  | 149 |
| Minnesota | 8  | 2 | 5 | 0   | 1    | 5   | 20 | 21 | 9   | 0   | 48  | 131 |

## GOALS AND SHOTS BY PERIODS

|           | 1st    | 2nd    | 3rd     | OT    | TOTALS   | PCT |
|-----------|--------|--------|---------|-------|----------|-----|
| CALGARY   | 3 - 69 | 9 - 77 | 9 - 69  | 0 - 3 | 21 - 218 | 9.6 |
| Minnesota | 6 - 60 | 4 - 76 | 10 - 78 | 0 - 3 | 20 - 217 | 9.2 |

| CALGARY           | GP       | G         | A         | PTS       | PIM        | +/-       | PPG      | SHG      | ENG      | MINNESOTA            | GP       | G         | A         | PTS       | PIM        | +/-        | PPG      | SHG      | EN       |
|-------------------|----------|-----------|-----------|-----------|------------|-----------|----------|----------|----------|----------------------|----------|-----------|-----------|-----------|------------|------------|----------|----------|----------|
| Jarome Iginla     | 8        | 6         | 5         | 11        | 2          | 2         | 2        | 0        | 0        | Marian Gaborik       | 7        | 4         | 9         | 13        | 6          | 2          | 2        | 0        | 0        |
| Alex Tanguay      | 8        | 2         | 5         | 7         | 8          | 2         | 0        | 0        | 0        | Kim Johnsson         | 8        | 2         | 4         | 6         | 8          | 0          | 0        | 0        | 0        |
| Dion Phaneuf      | 8        | 3         | 3         | 6         | 18         | 5         | 2        | 1        | 0        | Mikko Koivu          | 8        | 2         | 3         | 5         | 4          | -1         | 1        | 0        | 0        |
| Daymond Langkow   | 2        | 3         | 5         | 2         | 1          | 2         | 0        | 0        | 0        | Pavol Demitra        | 6        | 0         | 5         | 5         | 2          | 2          | 0        | 0        | 0        |
| Craig Conroy      | 7        | 2         | 2         | 4         | 10         | 2         | 0        | 0        | 0        | Pierre-Marc Bouchard | 8        | 0         | 4         | 4         | 2          | 0          | 0        | 0        | 0        |
| Kristian Huselius | 8        | 2         | 2         | 4         | 4          | 0         | 1        | 0        | 0        | Brian Rolston        | 8        | 3         | 0         | 3         | 10         | 1          | 1        | 0        | 0        |
| Adrian Aucoin     | 8        | 0         | 4         | 4         | 4          | -1        | 0        | 0        | 0        | Mark Parrish         | 4        | 2         | 1         | 3         | 0          | 0          | 2        | 0        | 0        |
| Stephane Yelle    | 7        | 1         | 2         | 3         | 4          | 2         | 0        | 0        | 0        | Brent Burns          | 8        | 1         | 2         | 3         | 9          | 0          | 1        | 0        | 0        |
| Matthew Lombardi  | 8        | 1         | 2         | 3         | 4          | 2         | 0        | 0        | 0        | Benoit Proulx        | 2        | 2         | 0         | 2         | 0          | 2          | 0        | 0        | 0        |
| Anders Eriksson   | 5        | 0         | 3         | 3         | 2          | 2         | 0        | 0        | 0        | Kurtis Foster        | 6        | 1         | 1         | 2         | 5          | -2         | 1        | 0        | 0        |
| Owen Nolan        | 8        | 0         | 3         | 3         | 9          | 2         | 0        | 0        | 0        | Branko Radivojevic   | 8        | 1         | 2         | 2         | -2         | 0          | 0        | 0        | 1        |
| David Moss        | 6        | 1         | 1         | 2         | 2          | 2         | 0        | 0        | 0        | James Sheppard       | 8        | 0         | 2         | 2         | 4          | -1         | 0        | 0        | 0        |
| Robyn Regehr      | 8        | 1         | 0         | 1         | 0          | 2         | 0        | 0        | 0        | Wes Walz             | 1        | 1         | 0         | 1         | 0          | -2         | 0        | 0        | 0        |
| Jim Vandermeer    | 3        | 0         | 1         | 1         | 9          | 0         | 0        | 0        | 0        | Todd Fedoruk         | 5        | 1         | 0         | 1         | 9          | 0          | 1        | 0        | 0        |
| Marcus Nilson     | 6        | 0         | 1         | 1         | 0          | -1        | 0        | 0        | 0        | Petteri Nummelin     | 1        | 0         | 1         | 1         | 0          | 0          | 0        | 0        | 0        |
| Miikka Kiprusoff  | 8        | 0         | 1         | 1         | 0          | 0         | 0        | 0        | 0        | Sean Hill            | 2        | 0         | 1         | 1         | 0          | 0          | 0        | 0        | 0        |
| Eric Nystrom      | 2        | 0         | 0         | 0         | 5          | 0         | 0        | 0        | 0        | Keith Carney         | 8        | 0         | 1         | 1         | 2          | 0          | 0        | 0        | 0        |
| Dustin Boyd       | 3        | 0         | 0         | 0         | 4          | 0         | 0        | 0        | 0        | Nick Schultz         | 8        | 0         | 1         | 1         | 0          | -4         | 0        | 0        | 0        |
| Rhett Warrener    | 3        | 0         | 0         | 0         | 4          | -1        | 0        | 0        | 0        | Dominic Moore        | 1        | 0         | 0         | 0         | 0          | 0          | 0        | 0        | 0        |
| Wayne Primeau     | 4        | 0         | 0         | 0         | 4          | -1        | 0        | 0        | 0        | Josh Harding         | 2        | 0         | 0         | 0         | 0          | 0          | 0        | 0        | 0        |
| David Hale        | 5        | 0         | 0         | 0         | 4          | 0         | 0        | 0        | 0        | Chris Simon          | 2        | 0         | 0         | 0         | 7          | 0          | 0        | 0        | 0        |
| Mark Smith        | 5        | 0         | 0         | 0         | 7          | 0         | 0        | 0        | 0        | Aaron Voros          | 3        | 0         | 0         | 0         | 9          | -2         | 0        | 0        | 0        |
| Eric Godard       | 8        | 0         | 0         | 0         | 26         | -1        | 0        | 0        | 0        | Matt Foy             | 4        | 0         | 0         | 0         | 7          | -5         | 0        | 0        | 0        |
| Cory Sarich       | 8        | 0         | 0         | 0         | 15         | 4         | 0        | 0        | 0        | Niklas Backstrom     | 6        | 0         | 0         | 0         | 6          | 0          | 0        | 0        | 0        |
| Bench             |          |           |           |           | 2          |           |          |          |          | Derek Boogaard       | 6        | 0         | 0         | 0         | 10         | -2         | 0        | 0        | 0        |
| <b>TOTALS</b>     | <b>8</b> | <b>21</b> | <b>38</b> | <b>59</b> | <b>149</b> | <b>23</b> | <b>5</b> | <b>1</b> | <b>0</b> | Eric Belanger        | 7        | 0         | 0         | 0         | 4          | -3         | 0        | 0        | 0        |
|                   |          |           |           |           |            |           |          |          |          | Stephane Veilleux    | 7        | 0         | 0         | 0         | 23         | -4         | 0        | 0        | 0        |
|                   |          |           |           |           |            |           |          |          |          | Martin Skoula        | 8        | 0         | 0         | 0         | 6          | -4         | 0        | 0        | 0        |
|                   |          |           |           |           |            |           |          |          |          | <b>TOTALS</b>        | <b>8</b> | <b>20</b> | <b>36</b> | <b>56</b> | <b>131</b> | <b>-25</b> | <b>9</b> | <b>0</b> | <b>1</b> |

| Goaltenders                | GP       | MP         | GA        | EN       | SO       | SVS        | AVG         | SAVE %      | Goaltenders                | GP       | MP         | GA        | EN       | SO       | SVS        | AVG         | SAVE %      |
|----------------------------|----------|------------|-----------|----------|----------|------------|-------------|-------------|----------------------------|----------|------------|-----------|----------|----------|------------|-------------|-------------|
| Miikka Kiprusoff (6-2-0-0) | 8        | 483        | 19        | 1        | 0        | 197        | 2.36        | 91.2        | Niklas Backstrom (2-3-0-1) | 6        | 363        | 14        | 0        | 0        | 136        | 2.31        | 90.7        |
|                            |          |            |           |          |          |            |             |             | Josh Harding (0-2-0-0)     | 2        | 118        | 7         | 0        | 0        | 61         | 3.55        | 89.7        |
| <b>TOTALS</b>              | <b>8</b> | <b>485</b> | <b>19</b> | <b>1</b> | <b>0</b> | <b>197</b> | <b>2.47</b> | <b>90.8</b> | <b>TOTALS</b>              | <b>8</b> | <b>485</b> | <b>21</b> | <b>0</b> | <b>0</b> | <b>197</b> | <b>2.60</b> | <b>90.4</b> |

|           | POWERPLAY |     |      | HOME |     |      | ROAD |     |      | OVERALL |     |      |      |
|-----------|-----------|-----|------|------|-----|------|------|-----|------|---------|-----|------|------|
|           | ADV       | PPG | PCT  | ADV  | PPG | PCT  | ADV  | PPG | PCT  | ADV     | PPG | PP % | PK % |
| CALGARY   | 20        | 2   | 10.0 | 14   | 3   | 21.4 | 34   | 5   | 14.7 | 79.1    |     |      |      |
| Minnesota | 21        | 3   | 14.3 | 22   | 6   | 27.3 | 43   | 9   | 20.9 | 85.3    |     |      |      |

ALL-TIME: 16-2-4-0-0 at Calgary; 11-8-2-0-2 at Minnesota

LAST WIN: in CALGARY Mar. 22, 2008 in Minnesota Feb. 24, 2008



# FLAMES vs NASHVILLE



| DATE          | TEAMS                    | ATTND. | WINNING GOAL      | GOALTENDERS                  |
|---------------|--------------------------|--------|-------------------|------------------------------|
| Oct. 13, 2007 | CALGARY 7 AT Nashville 4 | 13152  | Eric Godard       | Kiprusoff - Mason/Ellis      |
| Oct. 30, 2007 | Nashville 1 AT CALGARY 5 | 19289  | Matthew Lombardi  | Mason - Kiprusoff            |
| Jan. 15, 2008 | CALGARY 0 AT Nashville 3 | 11764  | Martin Erat       | Kiprusoff/McElhinney - Mason |
| Mar. 7, 2008  | Nashville 2 AT CALGARY 1 | 19289  | J.P Dumont @ 2:13 | Ellis - Kiprusoff            |

| 07-08     | GP | W | L | OTL | SHOL | PTS | GF | GA | PPG | SHG | PEN | PIM |
|-----------|----|---|---|-----|------|-----|----|----|-----|-----|-----|-----|
| CALGARY   | 4  | 2 | 1 | 1   | 0    | 5   | 13 | 10 | 3   | 1   | 24  | 51  |
| Nashville | 4  | 2 | 2 | 0   | 0    | 4   | 10 | 13 | 3   | 0   | 21  | 45  |

## GOALS AND SHOTS BY PERIODS

|           | 1st    | 2nd    | 3rd    | OT    | TOTALS   | PCT  |
|-----------|--------|--------|--------|-------|----------|------|
| CALGARY   | 2 - 32 | 6 - 38 | 5 - 44 | 0 - 1 | 13 - 115 | 11.3 |
| Nashville | 1 - 44 | 5 - 47 | 3 - 47 | 1 - 1 | 10 - 139 | 7.2  |

| CALGARY            | GP       | G         | A         | PTS       | PIM       | +/        | PPG      | SHG      | ENG      | NASHVILLE          | GP       | G         | A         | PTS       | PIM       | +/         | PPG      | SHG      | EN       |
|--------------------|----------|-----------|-----------|-----------|-----------|-----------|----------|----------|----------|--------------------|----------|-----------|-----------|-----------|-----------|------------|----------|----------|----------|
| Jarome Iginla      | 4        | 3         | 2         | 5         | 0         | 2         | 1        | 0        | 0        | Jean-Pierre Dumont | 4        | 3         | 2         | 5         | 4         | 2          | 0        | 0        | 0        |
| Daymond Langkow    | 4        | 1         | 4         | 5         | 2         | 0         | 1        | 0        | 0        | Alexander Radulov  | 4        | 2         | 1         | 3         | 4         | -2         | 2        | 0        | 0        |
| Kristian Huseelius | 4        | 3         | 1         | 4         | 2         | -2        | 1        | 0        | 0        | Jason Arnett       | 4        | 1         | 2         | 3         | 4         | 1          | 0        | 0        | 0        |
| Matthew Lombardi   | 4        | 2         | 1         | 3         | 4         | 0         | 0        | 1        | 0        | Vernon Fiddler     | 4        | 0         | 3         | 3         | 2         | 2          | 0        | 0        | 0        |
| Alex Tanguay       | 4        | 0         | 3         | 3         | 0         | 4         | 0        | 0        | 0        | Radek Bonk         | 4        | 1         | 1         | 2         | 4         | 1          | 0        | 0        | 0        |
| Craig Conroy       | 4        | 2         | 0         | 2         | 2         | 3         | 0        | 0        | 0        | Martin Erat        | 4        | 1         | 1         | 2         | 0         | -5         | 0        | 0        | 0        |
| Rhett Warrenner    | 2        | 0         | 2         | 2         | 2         | 2         | 0        | 0        | 0        | Martin Gelinias    | 2        | 0         | 2         | 2         | 2         | 1          | 0        | 0        | 0        |
| Adrian Aucoin      | 4        | 0         | 2         | 2         | 7         | 0         | 0        | 0        | 0        | Ryan Suter         | 4        | 0         | 2         | 2         | 6         | -1         | 0        | 0        | 0        |
| Eric Nystrom       | 2        | 1         | 0         | 1         | 0         | 1         | 0        | 0        | 0        | Marek Zidlicky     | 4        | 0         | 2         | 2         | 2         | 0          | 0        | 0        | 0        |
| Eric Godard        | 4        | 1         | 0         | 1         | 0         | 1         | 0        | 0        | 0        | Ville Koistinen    | 2        | 1         | 0         | 1         | 2         | 0          | 1        | 0        | 0        |
| Anders Eriksson    | 3        | 0         | 1         | 1         | 2         | 0         | 0        | 0        | 0        | Scott Nichol       | 3        | 1         | 0         | 1         | 2         | 2          | 0        | 0        | 0        |
| David Moss         | 3        | 0         | 1         | 1         | 0         | -1        | 0        | 0        | 0        | Shea Weber         | 2        | 0         | 1         | 1         | 0         | 0          | 0        | 0        | 0        |
| Mark Smith         | 3        | 0         | 1         | 1         | 2         | 1         | 0        | 0        | 0        | Jordin Tootoo      | 3        | 0         | 1         | 1         | 0         | -3         | 0        | 0        | 0        |
| Dion Phaneuf       | 4        | 0         | 1         | 1         | 12        | 1         | 0        | 0        | 0        | Dan Hamuis         | 4        | 0         | 1         | 1         | 0         | 0          | 0        | 0        | 0        |
| Stephane Yelle     | 4        | 0         | 1         | 1         | 0         | 0         | 0        | 0        | 0        | Jan Hlavac         | 1        | 0         | 0         | 0         | 0         | -1         | 0        | 0        | 0        |
| Curtis McElhinney  | 1        | 0         | 0         | 0         | 0         | 0         | 0        | 0        | 0        | Kevin Klein        | 1        | 0         | 0         | 0         | 2         | -1         | 0        | 0        | 0        |
| Marcus Nilson      | 1        | 0         | 0         | 0         | 0         | 1         | 0        | 0        | 0        | Dan Ellis          | 2        | 0         | 0         | 0         | 0         | 0          | 0        | 0        | 0        |
| Wayne Primeau      | 1        | 0         | 0         | 0         | 0         | 0         | 0        | 0        | 0        | Darcy Hordichuk    | 2        | 0         | 0         | 0         | 0         | -1         | 0        | 0        | 0        |
| Jim Vandermeer     | 1        | 0         | 0         | 0         | 0         | 0         | 0        | 0        | 0        | Jed Ortmeyer       | 2        | 0         | 0         | 0         | 5         | 0          | 0        | 0        | 0        |
| Dustin Boyd        | 2        | 0         | 0         | 0         | 0         | -1        | 0        | 0        | 0        | Rich Peverley      | 2        | 0         | 0         | 0         | 0         | 0          | 0        | 0        | 0        |
| David Hale         | 2        | 0         | 0         | 0         | 0         | -1        | 0        | 0        | 0        | Chris Mason        | 3        | 0         | 0         | 0         | 0         | 0          | 0        | 0        | 0        |
| Miikka Kiprusoff   | 4        | 0         | 0         | 0         | 0         | 0         | 0        | 0        | 0        | Greg De Vries      | 4        | 0         | 0         | 0         | 0         | -3         | 0        | 0        | 0        |
| Owen Nolan         | 4        | 0         | 0         | 0         | 8         | 1         | 0        | 0        | 0        | David Legwand      | 4        | 0         | 0         | 0         | 2         | -4         | 0        | 0        | 0        |
| Robyn Regehr       | 4        | 0         | 0         | 0         | 2         | 1         | 0        | 0        | 0        | Jerred Smithson    | 4        | 0         | 0         | 0         | 4         | -1         | 0        | 0        | 0        |
| Cory Sarich        | 4        | 0         | 0         | 0         | 6         | 2         | 0        | 0        | 0        | Greg Zanon         | 4        | 0         | 0         | 0         | 0         | -1         | 0        | 0        | 0        |
| <b>TOTALS</b>      | <b>4</b> | <b>13</b> | <b>20</b> | <b>33</b> | <b>51</b> | <b>15</b> | <b>3</b> | <b>1</b> | <b>0</b> | <b>TOTALS</b>      | <b>4</b> | <b>10</b> | <b>19</b> | <b>29</b> | <b>45</b> | <b>-14</b> | <b>3</b> | <b>0</b> | <b>0</b> |

| Goaltenders                 | GP       | MP         | GA        | EN       | SO       | SVS        | AVG         | SAVE %      | Goaltenders           | GP       | MP         | GA        | EN       | SO       | SVS        | AVG         | SAVE %      |
|-----------------------------|----------|------------|-----------|----------|----------|------------|-------------|-------------|-----------------------|----------|------------|-----------|----------|----------|------------|-------------|-------------|
| Curtis McElhinney (0-0-0-0) | 1        | 19         | 0         | 0        | 0        | 12         | 0.00        | 100.0       | Dan Ellis (1-0-0-0)   | 2        | 75         | 2         | 0        | 0        | 35         | 1.61        | 94.6        |
| Miikka Kiprusoff (2-1-1-0)  | 4        | 222        | 10        | 0        | 0        | 117        | 2.70        | 92.1        | Chris Mason (1-2-0-0) | 3        | 167        | 11        | 0        | 1        | 67         | 3.95        | 85.9        |
| <b>TOTALS</b>               | <b>4</b> | <b>242</b> | <b>10</b> | <b>0</b> | <b>0</b> | <b>129</b> | <b>2.48</b> | <b>92.8</b> | <b>TOTALS</b>         | <b>4</b> | <b>242</b> | <b>13</b> | <b>0</b> | <b>1</b> | <b>102</b> | <b>3.22</b> | <b>88.7</b> |

|           | POWERPLAY | HOME |     |      | ROAD |     |      | OVERALL |     |      |      |
|-----------|-----------|------|-----|------|------|-----|------|---------|-----|------|------|
|           |           | ADV  | PPG | PCT  | ADV  | PPG | PCT  | ADV     | PPG | PP % | PK % |
| CALGARY   |           | 13   | 2   | 15.4 | 5    | 1   | 20.0 | 18      | 3   | 16.7 | 85.0 |
| Nashville |           | 10   | 1   | 10.0 | 10   | 2   | 20.0 | 20      | 3   | 15.0 | 83.3 |

ALL-TIME: 8-5-4-1-0 at Calgary; 5-13-1-0-0 at Nashville

LAST WIN: in CALGARY Oct. 30, 2007 in Nashville Oct. 13, 2007



# FLAMES vs NEW JERSEY



| DATE          | TEAMS                        | ATTND. | WINNING GOAL         | GOALTENDERS         |
|---------------|------------------------------|--------|----------------------|---------------------|
| Dec. 23, 2007 | New Jersey 1 AT CALGARY 0 OT | 16244  | Patrick Elias @ 0:25 | Brodeur - Kiprusoff |

| 07-08      | GP | W | L | OTL | SHOL | PTS | GF | GA | PPG | SHG | PEN | PIM |
|------------|----|---|---|-----|------|-----|----|----|-----|-----|-----|-----|
| CALGARY    | 1  | 0 | 0 | 1   | 0    | 1   | 0  | 1  | 0   | 0   | 5   | 13  |
| New Jersey | 1  | 1 | 0 | 0   | 0    | 2   | 1  | 0  | 0   | 0   | 7   | 17  |

## GOALS AND SHOTS BY PERIODS

|            | 1st    | 2nd    | 3rd   | OT    | TOTALS | PCT |
|------------|--------|--------|-------|-------|--------|-----|
| CALGARY    | 0 - 7  | 0 - 14 | 0 - 9 | 0 - 0 | 0 - 30 | 0.0 |
| New Jersey | 0 - 11 | 0 - 4  | 0 - 6 | 1 - 1 | 1 - 22 | 4.5 |

| CALGARY           | GP       | G        | A        | PTS      | PIM       | +/-       | PPG      | SHG      | ENG      | NEW JERSEY          | GP       | G        | A        | PTS      | PIM       | +/-      | PPG      | SHG      | EN       |
|-------------------|----------|----------|----------|----------|-----------|-----------|----------|----------|----------|---------------------|----------|----------|----------|----------|-----------|----------|----------|----------|----------|
| Adrian Aucoin     | 1        | 0        | 0        | 0        | 0         | 0         | 0        | 0        | 0        | Patrik Elias        | 1        | 1        | 0        | 1        | 4         | 1        | 0        | 0        | 0        |
| Dustin Boyd       | 1        | 0        | 0        | 0        | 0         | 0         | 0        | 0        | 0        | Brian Gionta        | 1        | 0        | 1        | 1        | 0         | 1        | 0        | 0        | 0        |
| Craig Conroy      | 1        | 0        | 0        | 0        | 2         | -1        | 0        | 0        | 0        | Arron Asham         | 1        | 0        | 0        | 0        | 2         | 0        | 0        | 0        | 0        |
| Anders Eriksson   | 1        | 0        | 0        | 0        | 0         | 0         | 0        | 0        | 0        | Martin Brodeur      | 1        | 0        | 0        | 0        | 0         | 0        | 0        | 0        | 0        |
| David Hale        | 1        | 0        | 0        | 0        | 0         | 0         | 0        | 0        | 0        | Sheldon Brookbank   | 1        | 0        | 0        | 0        | 5         | 0        | 0        | 0        | 0        |
| Kristian Huselius | 1        | 0        | 0        | 0        | 0         | 0         | 0        | 0        | 0        | Sergei Brylin       | 1        | 0        | 0        | 0        | 0         | 0        | 0        | 0        | 0        |
| Jarome Iginla     | 1        | 0        | 0        | 0        | 0         | 0         | 0        | 0        | 0        | David Clarkson      | 1        | 0        | 0        | 0        | 0         | 0        | 0        | 0        | 0        |
| Miikka Kiprusoff  | 1        | 0        | 0        | 0        | 0         | 0         | 0        | 0        | 0        | Andy Greene         | 1        | 0        | 0        | 0        | 4         | 1        | 0        | 0        | 0        |
| Daymond Langkow   | 1        | 0        | 0        | 0        | 0         | 0         | 0        | 0        | 0        | Jamie Langenbrunner | 1        | 0        | 0        | 0        | 0         | 0        | 0        | 0        | 0        |
| Matthew Lombardi  | 1        | 0        | 0        | 0        | 0         | 0         | 0        | 0        | 0        | John Madden         | 1        | 0        | 0        | 0        | 0         | 0        | 0        | 0        | 0        |
| Marcus Nilson     | 1        | 0        | 0        | 0        | 2         | 0         | 0        | 0        | 0        | Paul Martin         | 1        | 0        | 0        | 0        | 0         | 0        | 0        | 0        | 0        |
| Eric Nystrom      | 1        | 0        | 0        | 0        | 5         | 0         | 0        | 0        | 0        | Mike Mottau         | 1        | 0        | 0        | 0        | 0         | 0        | 0        | 0        | 0        |
| Dion Phaneuf      | 1        | 0        | 0        | 0        | 0         | 0         | 0        | 0        | 0        | David Johnny Oduya  | 1        | 0        | 0        | 0        | 0         | 0        | 0        | 0        | 0        |
| Wayne Primeau     | 1        | 0        | 0        | 0        | 2         | 0         | 0        | 0        | 0        | Rod Pelley          | 1        | 0        | 0        | 0        | 0         | 0        | 0        | 0        | 0        |
| Robyn Regehr      | 1        | 0        | 0        | 0        | 0         | -1        | 0        | 0        | 0        | Michael Rupp        | 1        | 0        | 0        | 0        | 0         | 0        | 0        | 0        | 0        |
| Cory Sarich       | 1        | 0        | 0        | 0        | 0         | -1        | 0        | 0        | 0        | Vitaly Vishnevski   | 1        | 0        | 0        | 0        | 0         | 0        | 0        | 0        | 0        |
| Mark Smith        | 1        | 0        | 0        | 0        | 0         | 0         | 0        | 0        | 0        | Colin White         | 1        | 0        | 0        | 0        | 0         | 1        | 0        | 0        | 0        |
| Alex Tanguay      | 1        | 0        | 0        | 0        | 0         | -1        | 0        | 0        | 0        | Travis Zajac        | 1        | 0        | 0        | 0        | 0         | 0        | 0        | 0        | 0        |
| Stephane Yelle    | 1        | 0        | 0        | 0        | 2         | 0         | 0        | 0        | 0        | Dainius Zubrus      | 1        | 0        | 0        | 0        | 2         | 0        | 0        | 0        | 0        |
| <b>TOTALS</b>     | <b>1</b> | <b>0</b> | <b>0</b> | <b>0</b> | <b>13</b> | <b>-4</b> | <b>0</b> | <b>0</b> | <b>0</b> | <b>TOTALS</b>       | <b>1</b> | <b>1</b> | <b>1</b> | <b>2</b> | <b>17</b> | <b>4</b> | <b>0</b> | <b>0</b> | <b>0</b> |

| Goaltenders                | GP       | MP        | GA       | EN       | SO       | SVS       | AVG         | SAVE %      | Goaltenders              | GP       | MP        | GA       | EN       | SO       | SVS       | AVG         | SAVE %       |
|----------------------------|----------|-----------|----------|----------|----------|-----------|-------------|-------------|--------------------------|----------|-----------|----------|----------|----------|-----------|-------------|--------------|
| Miikka Kiprusoff (0-0-1-0) | 1        | 60        | 1        | 0        | 0        | 21        | 0.99        | 95.5        | Martin Brodeur (1-0-0-0) | 1        | 60        | 0        | 0        | 1        | 30        | 0.00        | 100.0        |
| <b>TOTALS</b>              | <b>1</b> | <b>60</b> | <b>1</b> | <b>0</b> | <b>0</b> | <b>21</b> | <b>0.99</b> | <b>95.5</b> | <b>TOTALS</b>            | <b>1</b> | <b>60</b> | <b>0</b> | <b>0</b> | <b>1</b> | <b>30</b> | <b>0.00</b> | <b>100.0</b> |

|            | POWERPLAY |     |     | HOME |     |     | ROAD |     |     | OVERALL |     |      |
|------------|-----------|-----|-----|------|-----|-----|------|-----|-----|---------|-----|------|
|            | ADV       | PPG | PCT | ADV  | PPG | PCT | ADV  | PPG | PCT | ADV     | PPG | PK % |
| CALGARY    | 6         | 0   | 0.0 | 0    | 0   | 0.0 | 6    | 0   | 0.0 | 100.0   |     |      |
| New Jersey | 4         | 0   | 0.0 | 0    | 0   | 0.0 | 4    | 0   | 0.0 | 100.0   |     |      |

**ALL-TIME: 28-6-8-1-0 at Calgary; 28-15-3-0-0 at New Jersey**

**LAST WIN: in CALGARY Mar. 5, 2003 in New Jersey Dec. 7, 2005**



# FLAMES vs NY ISLANDERS



| DATE          | TEAMS                          | ATTND. | WINNING GOAL | GOALTENDERS          |
|---------------|--------------------------------|--------|--------------|----------------------|
| Jan. 11, 2008 | NY Islanders 5AT CALGARY 4 SHO | 19289  | Richard Park | Dipietro - Kiprusoff |

| 07-08        | GP | W | L | OTL | SHOL | PTS | GF | GA | PPG | SHG | PEN | PIM |
|--------------|----|---|---|-----|------|-----|----|----|-----|-----|-----|-----|
| CALGARY      | 1  | 0 | 0 | 0   | 1    | 1   | 4  | 4  | 0   | 0   | 4   | 8   |
| NY Islanders | 1  | 1 | 0 | 0   | 0    | 2   | 4  | 4  | 0   | 0   | 4   | 10  |

### GOALS AND SHOTS BY PERIODS

|              | 1st    | 2nd    | 3rd    | OT    | TOTALS | PCT  |
|--------------|--------|--------|--------|-------|--------|------|
| CALGARY      | 1 - 17 | 3 - 15 | 0 - 10 | 0 - 0 | 4 - 42 | 9.5  |
| NY Islanders | 3 - 10 | 1 - 6  | 0 - 6  | 0 - 3 | 4 - 25 | 16.0 |

| CALGARY           | GP       | G        | A        | PTS       | PIM      | +/-      | PPG      | SHG      | ENG      | NY ISLANDERS        | GP       | G        | A        | PTS       | PIM       | +/-      | PPG      | SHG      | EN       |
|-------------------|----------|----------|----------|-----------|----------|----------|----------|----------|----------|---------------------|----------|----------|----------|-----------|-----------|----------|----------|----------|----------|
| Owen Nolan        | 1        | 2        | 0        | 2         | 0        | 2        | 0        | 0        | 0        | Ruslan Fedotenko    | 1        | 2        | 3        | 2         | 2         | 0        | 0        | 0        | 0        |
| Daymond Langkow   | 1        | 0        | 2        | 2         | 0        | 2        | 0        | 0        | 0        | Trent Hunter        | 1        | 1        | 2        | 3         | 0         | 3        | 0        | 0        | 0        |
| Alex Tanguay      | 1        | 0        | 2        | 2         | 0        | 2        | 0        | 0        | 0        | Mike Sillinger      | 1        | 2        | 0        | 2         | 4         | 2        | 0        | 0        | 0        |
| Dustin Boyd       | 1        | 1        | 0        | 1         | 0        | -2       | 0        | 0        | 0        | Marc-Andre Bergeron | 1        | 0        | 1        | 1         | 0         | 0        | 0        | 0        | 0        |
| Craig Conroy      | 1        | 1        | 0        | 1         | 0        | 0        | 0        | 0        | 0        | Bruno Gervais       | 1        | 0        | 1        | 1         | 2         | 1        | 0        | 0        | 0        |
| Anders Eriksson   | 1        | 0        | 1        | 1         | 2        | 1        | 0        | 0        | 0        | Freddy Meyer        | 1        | 0        | 1        | 1         | 0         | 0        | 0        | 0        | 0        |
| Matthew Lombardi  | 1        | 0        | 1        | 1         | 2        | -2       | 0        | 0        | 0        | Bryan Berard        | 1        | 0        | 0        | 0         | 2         | -1       | 0        | 0        | 0        |
| Dion Phaneuf      | 1        | 0        | 1        | 1         | 0        | 2        | 0        | 0        | 0        | Sean Bergenheim     | 1        | 0        | 0        | 0         | 0         | -1       | 0        | 0        | 0        |
| Wayne Primeau     | 1        | 0        | 1        | 1         | 2        | -2       | 0        | 0        | 0        | Chris Campoli       | 1        | 0        | 0        | 0         | 0         | 0        | 0        | 0        | 0        |
| Eric Godard       | 1        | 0        | 0        | 0         | 0        | 0        | 0        | 0        | 0        | Blake Comeau        | 1        | 0        | 0        | 0         | 0         | -1       | 0        | 0        | 0        |
| David Hale        | 1        | 0        | 0        | 0         | 0        | -1       | 0        | 0        | 0        | Mike Comrie         | 1        | 0        | 0        | 0         | 0         | -1       | 0        | 0        | 0        |
| Kristian Huselius | 1        | 0        | 0        | 0         | 0        | 0        | 0        | 0        | 0        | Rick Dipietro       | 1        | 0        | 0        | 0         | 0         | 0        | 0        | 0        | 0        |
| Jarome Iginla     | 1        | 0        | 0        | 0         | 0        | 0        | 0        | 0        | 0        | Bill Guerin         | 1        | 0        | 0        | 0         | 0         | -1       | 0        | 0        | 0        |
| Miikka Kiprusoff  | 1        | 0        | 0        | 0         | 0        | 0        | 0        | 0        | 0        | Andy Hilbert        | 1        | 0        | 0        | 0         | 0         | 0        | 0        | 0        | 0        |
| Robyn Regehr      | 1        | 0        | 0        | 0         | 0        | 0        | 0        | 0        | 0        | Tim Jackman         | 1        | 0        | 0        | 0         | 0         | -1       | 0        | 0        | 0        |
| Cory Sarich       | 1        | 0        | 0        | 0         | 2        | 0        | 0        | 0        | 0        | Richard Park        | 1        | 0        | 0        | 0         | 0         | 0        | 0        | 0        | 0        |
| Mark Smith        | 1        | 0        | 0        | 0         | 0        | 0        | 0        | 0        | 0        | Andy Sutton         | 1        | 0        | 0        | 0         | 0         | -1       | 0        | 0        | 0        |
| Rhett Warrener    | 1        | 0        | 0        | 0         | 0        | -2       | 0        | 0        | 0        | Josef Vasicek       | 1        | 0        | 0        | 0         | 0         | -2       | 0        | 0        | 0        |
| Stephane Yelle    | 1        | 0        | 0        | 0         | 0        | 0        | 0        | 0        | 0        | Brendan Witt        | 1        | 0        | 0        | 0         | 0         | 1        | 0        | 0        | 0        |
| <b>TOTALS</b>     | <b>1</b> | <b>4</b> | <b>8</b> | <b>12</b> | <b>8</b> | <b>0</b> | <b>0</b> | <b>0</b> | <b>0</b> | <b>TOTALS</b>       | <b>1</b> | <b>4</b> | <b>7</b> | <b>11</b> | <b>10</b> | <b>0</b> | <b>0</b> | <b>0</b> | <b>0</b> |

| Goaltenders                | GP       | MP        | GA       | EN       | SO       | SVS       | AVG         | SAVE %      | Goaltenders             | GP       | MP        | GA       | EN       | SO       | SVS       | AVG         | SAVE %      |
|----------------------------|----------|-----------|----------|----------|----------|-----------|-------------|-------------|-------------------------|----------|-----------|----------|----------|----------|-----------|-------------|-------------|
| Miikka Kiprusoff (0-0-0-1) | 1        | 65        | 4        | 0        | 0        | 21        | 3.70        | 84.0        | Rick Dipietro (1-0-0-0) | 1        | 65        | 4        | 0        | 0        | 38        | 3.69        | 90.5        |
| <b>TOTALS</b>              | <b>1</b> | <b>65</b> | <b>4</b> | <b>0</b> | <b>0</b> | <b>21</b> | <b>3.69</b> | <b>84.0</b> | <b>TOTALS</b>           | <b>1</b> | <b>65</b> | <b>4</b> | <b>0</b> | <b>0</b> | <b>38</b> | <b>3.69</b> | <b>90.5</b> |

| POWERPLAY    | HOME |     |     | ROAD |     |     | OVERALL |     |      |       |
|--------------|------|-----|-----|------|-----|-----|---------|-----|------|-------|
|              | ADV  | PPG | PCT | ADV  | PPG | PCT | ADV     | PPG | PP % | PK %  |
| CALGARY      | 4    | 0   | 0.0 | 0    | 0   | 0.0 | 4       | 0   | 0.0  | 100.0 |
| NY Islanders | 4    | 0   | 0.0 | 0    | 0   | 0.0 | 4       | 0   | 0.0  | 100.0 |

ALL-TIME: 24-14-11-0-1 at Calgary; 17-26-9-0-0 at NY Islanders

LAST WIN: in CALGARY Nov. 23, 1999 in NY Islanders Jan. 6, 2004



# FLAMES vs NY RANGERS



| DATE        | TEAMS                     | ATTND. | WINNING GOAL      | GOALTENDERS           |
|-------------|---------------------------|--------|-------------------|-----------------------|
| Jan 2, 2008 | NY Rangers 3 AT CALGARY 4 | 19289  | Kristian Huselius | Lundqvist - Kiprusoff |

| 07-08      | GP | W | L | OTL | SHOL | PTS | GF | GA | PPG | SHG | PEN | PIM |
|------------|----|---|---|-----|------|-----|----|----|-----|-----|-----|-----|
| CALGARY    | 1  | 1 | 0 | 0   | 0    | 2   | 4  | 3  | 1   | 0   | 6   | 12  |
| NY Rangers | 1  | 0 | 1 | 0   | 0    | 0   | 3  | 4  | 0   | 0   | 7   | 22  |

## GOALS AND SHOTS BY PERIODS

|            | 1st   | 2nd    | 3rd    | OT    | TOTALS | PCT  |
|------------|-------|--------|--------|-------|--------|------|
| CALGARY    | 1 - 6 | 1 - 8  | 2 - 8  | 0 - 0 | 4 - 22 | 18.2 |
| NY Rangers | 0 - 5 | 1 - 11 | 2 - 16 | 0 - 0 | 3 - 32 | 9.4  |

| CALGARY           | GP       | G        | A        | PTS       | PIM       | +/-      | PPG      | SHG      | ENG      | NY RANGERS       | GP       | G        | A        | PTS      | PIM       | +/-      | PPG      | SHG      | EN       |
|-------------------|----------|----------|----------|-----------|-----------|----------|----------|----------|----------|------------------|----------|----------|----------|----------|-----------|----------|----------|----------|----------|
| Kristian Huselius | 1        | 1        | 3        | 4         | 0         | 3        | 0        | 0        | 0        | Scott Gomez      | 1        | 0        | 2        | 2        | 0         | 0        | 0        | 0        | 0        |
| Jarome Iginla     | 1        | 2        | 0        | 2         | 0         | 1        | 1        | 0        | 0        | Jaromir Jagr     | 1        | 0        | 2        | 2        | 2         | 0        | 0        | 0        | 0        |
| Craig Conroy      | 1        | 0        | 2        | 2         | 0         | 2        | 0        | 0        | 0        | Brandon Dubinsky | 1        | 0        | 1        | 2        | 1         | 0        | 0        | 0        | 0        |
| Adrian Aucoin     | 1        | 1        | 0        | 1         | 0         | 2        | 0        | 0        | 0        | Michal Rozsival  | 1        | 1        | 0        | 1        | 2         | 1        | 0        | 0        | 0        |
| Dion Phaneuf      | 1        | 0        | 1        | 1         | 2         | -2       | 0        | 0        | 0        | Brendan Shanahan | 1        | 0        | 1        | 0        | 0         | 0        | 0        | 0        | 0        |
| Dustin Boyd       | 1        | 0        | 0        | 0         | 0         | -1       | 0        | 0        | 0        | Sean Avery       | 1        | 0        | 1        | 1        | 12        | -1       | 0        | 0        | 0        |
| Anders Eriksson   | 1        | 0        | 0        | 0         | 4         | -2       | 0        | 0        | 0        | Daniel Girardi   | 1        | 0        | 1        | 1        | 0         | 0        | 0        | 0        | 0        |
| Eric Godard       | 1        | 0        | 0        | 0         | 0         | 0        | 0        | 0        | 0        | Blair Betts      | 1        | 0        | 0        | 0        | 0         | 0        | 0        | 0        | 0        |
| David Hale        | 1        | 0        | 0        | 0         | 0         | 0        | 0        | 0        | 0        | Ryan Callahan    | 1        | 0        | 0        | 0        | 2         | 1        | 0        | 0        | 0        |
| Miikka Kiprusoff  | 1        | 0        | 0        | 0         | 0         | 0        | 0        | 0        | 0        | Chris Drury      | 1        | 0        | 0        | 0        | 0         | 0        | 0        | 0        | 0        |
| Daymond Langkow   | 1        | 0        | 0        | 0         | 0         | 0        | 0        | 0        | 0        | Ryan Hollweg     | 1        | 0        | 0        | 0        | 0         | 0        | 0        | 0        | 0        |
| Matthew Lombardi  | 1        | 0        | 0        | 0         | 2         | -2       | 0        | 0        | 0        | Marcel Hossa     | 1        | 0        | 0        | 0        | 0         | 0        | 0        | 0        | 0        |
| Owen Nolan        | 1        | 0        | 0        | 0         | 0         | 0        | 0        | 0        | 0        | Henrik Lundqvist | 1        | 0        | 0        | 0        | 0         | 0        | 0        | 0        | 0        |
| Eric Nystrom      | 1        | 0        | 0        | 0         | 0         | -1       | 0        | 0        | 0        | Marek Malik      | 1        | 0        | 0        | 0        | 0         | 0        | 0        | 0        | 0        |
| Robyn Regehr      | 1        | 0        | 0        | 0         | 2         | 0        | 0        | 0        | 0        | Paul Mara        | 1        | 0        | 0        | 0        | 0         | -1       | 0        | 0        | 0        |
| Cory Sarich       | 1        | 0        | 0        | 0         | 2         | 1        | 0        | 0        | 0        | Colton Orr       | 1        | 0        | 0        | 0        | 0         | 0        | 0        | 0        | 0        |
| Mark Smith        | 1        | 0        | 0        | 0         | 0         | 0        | 0        | 0        | 0        | Marc Staal       | 1        | 0        | 0        | 0        | 0         | 0        | 0        | 0        | 0        |
| Alex Tanguay      | 1        | 0        | 0        | 0         | 0         | 0        | 0        | 0        | 0        | Martin Straka    | 1        | 0        | 0        | 0        | 0         | 0        | 0        | 0        | 0        |
| Stephane Yelle    | 1        | 0        | 0        | 0         | 0         | 0        | 0        | 0        | 0        | Fedor Tyutin     | 1        | 0        | 0        | 0        | 0         | -1       | 0        | 0        | 0        |
| <b>TOTALS</b>     | <b>1</b> | <b>4</b> | <b>6</b> | <b>10</b> | <b>12</b> | <b>1</b> | <b>1</b> | <b>0</b> | <b>0</b> | <b>TOTALS</b>    | <b>1</b> | <b>3</b> | <b>6</b> | <b>9</b> | <b>22</b> | <b>0</b> | <b>0</b> | <b>0</b> | <b>0</b> |

| Goaltenders                | GP | MP | GA | EN | SO | SVS | AVG  | SAVE % |
|----------------------------|----|----|----|----|----|-----|------|--------|
| Miikka Kiprusoff (1-0-0-0) | 1  | 60 | 3  | 0  | 0  | 29  | 3.00 | 90.6   |

| Goaltenders                | GP | MP | GA | EN | SO | SVS | AVG  | SAVE % |
|----------------------------|----|----|----|----|----|-----|------|--------|
| Henrik Lundqvist (0-1-0-0) | 1  | 59 | 4  | 0  | 0  | 18  | 4.08 | 81.8   |

|               |          |           |          |          |          |           |             |             |
|---------------|----------|-----------|----------|----------|----------|-----------|-------------|-------------|
| <b>TOTALS</b> | <b>1</b> | <b>60</b> | <b>3</b> | <b>0</b> | <b>0</b> | <b>29</b> | <b>3.00</b> | <b>90.6</b> |
|---------------|----------|-----------|----------|----------|----------|-----------|-------------|-------------|

|               |          |           |          |          |          |           |             |             |
|---------------|----------|-----------|----------|----------|----------|-----------|-------------|-------------|
| <b>TOTALS</b> | <b>1</b> | <b>60</b> | <b>4</b> | <b>0</b> | <b>0</b> | <b>18</b> | <b>4.00</b> | <b>81.8</b> |
|---------------|----------|-----------|----------|----------|----------|-----------|-------------|-------------|

|            | POWERPLAY |     |      | HOME |     |     | ROAD |     |      | OVERALL |      |      |  |
|------------|-----------|-----|------|------|-----|-----|------|-----|------|---------|------|------|--|
|            | ADV       | PPG | PCT  | ADV  | PPG | PCT | ADV  | PPG | PP % | PK %    | PK % | PK % |  |
| CALGARY    | 5         | 1   | 20.0 | 0    | 0   | 0.0 | 5    | 1   | 20.0 | 100.0   |      |      |  |
| NY Rangers | 5         | 0   | 0.0  | 0    | 0   | 0.0 | 5    | 0   | 0.0  | 80.0    |      |      |  |

**ALL-TIME: 28-11-11-0-0 at Calgary; 23-23-7-0-0 at NY Rangers**

**LAST WIN: in CALGARY Jan. 2, 2008 in NY Rangers Jan. 5, 2004**





# FLAMES vs PHILADELPHIA



| DATE        | TEAMS                       | ATTND. | WINNING GOAL  | GOALTENDERS       |
|-------------|-----------------------------|--------|---------------|-------------------|
| Oct.4, 2007 | Philadelphia 3 AT CALGARY 2 | 19289  | Daniel Briere | Biron - Kiprusoff |

| 07-08        | GP | W | L | OTL | SHOL | PTS | GF | GA | PPG | SHG | PEN | PIM |
|--------------|----|---|---|-----|------|-----|----|----|-----|-----|-----|-----|
| CALGARY      | 1  | 0 | 1 | 0   | 0    | 0   | 2  | 3  | 2   | 0   | 8   | 19  |
| Philadelphia | 1  | 1 | 0 | 0   | 0    | 2   | 3  | 2  | 1   | 0   | 6   | 15  |

### GOALS AND SHOTS BY PERIODS

|              | 1st    | 2nd   | 3rd    | OT    | TOTALS | PCT  |
|--------------|--------|-------|--------|-------|--------|------|
| CALGARY      | 0 - 9  | 1 - 7 | 1 - 10 | 0 - 0 | 2 - 26 | 7.7  |
| Philadelphia | 2 - 12 | 0 - 7 | 1 - 7  | 0 - 0 | 3 - 26 | 11.5 |

| CALGARY           | GP       | G        | A        | PTS      | PIM       | +/-        | PPG      | SHG      | ENG      | PHILADELPHIA    | GP       | G        | A        | PTS      | PIM       | +/-       | PPG      | SHG      | EN       |
|-------------------|----------|----------|----------|----------|-----------|------------|----------|----------|----------|-----------------|----------|----------|----------|----------|-----------|-----------|----------|----------|----------|
| Daymond Langkow   | 1        | 2        | 0        | 2        | 0         | 0          | 2        | 0        | 0        | Daniel Briere   | 1        | 2        | 0        | 2        | 0         | 2         | 0        | 0        | 0        |
| Dion Phaneuf      | 1        | 0        | 2        | 2        | 0         | 0          | 0        | 0        | 0        | Mike Knuble     | 1        | 1        | 1        | 2        | 2         | 1         | 1        | 0        | 0        |
| Jarome Iginla     | 1        | 0        | 1        | 1        | 4         | 0          | 0        | 0        | 0        | Simon Gagne     | 1        | 0        | 2        | 2        | 0         | 2         | 0        | 0        | 0        |
| Alex Tanguay      | 1        | 0        | 1        | 1        | 0         | 0          | 0        | 0        | 0        | Randy Jones     | 1        | 0        | 1        | 1        | 2         | 1         | 0        | 0        | 0        |
| Adrian Aucoin     | 1        | 0        | 0        | 0        | 2         | -2         | 0        | 0        | 0        | Mike Richards   | 1        | 0        | 1        | 1        | 0         | 0         | 0        | 0        | 0        |
| Craig Conroy      | 1        | 0        | 0        | 0        | 0         | -1         | 0        | 0        | 0        | Martin Biron    | 1        | 0        | 0        | 0        | 0         | 0         | 0        | 0        | 0        |
| Anders Eriksson   | 1        | 0        | 0        | 0        | 0         | -1         | 0        | 0        | 0        | Jesse Boulerice | 1        | 0        | 0        | 0        | 5         | 0         | 0        | 0        | 0        |
| Eric Godard       | 1        | 0        | 0        | 0        | 5         | -1         | 0        | 0        | 0        | Jeff Carter     | 1        | 0        | 0        | 0        | 4         | 0         | 0        | 0        | 0        |
| Kristian Huselius | 1        | 0        | 0        | 0        | 0         | 0          | 0        | 0        | 0        | Braydon Coburn  | 1        | 0        | 0        | 0        | 0         | 0         | 0        | 0        | 0        |
| Miikka Kiprusoff  | 1        | 0        | 0        | 0        | 0         | 0          | 0        | 0        | 0        | Jim Dowd        | 1        | 0        | 0        | 0        | 2         | 0         | 0        | 0        | 0        |
| Matthew Lombardi  | 1        | 0        | 0        | 0        | 2         | 0          | 0        | 0        | 0        | Ben Eager       | 1        | 0        | 0        | 0        | 0         | 0         | 0        | 0        | 0        |
| Marcus Nilson     | 1        | 0        | 0        | 0        | 0         | 0          | 0        | 0        | 0        | Scott Hartnell  | 1        | 0        | 0        | 0        | 0         | 0         | 0        | 0        | 0        |
| Owen Nolan        | 1        | 0        | 0        | 0        | 2         | 0          | 0        | 0        | 0        | Derian Hatcher  | 1        | 0        | 0        | 0        | 0         | 0         | 0        | 0        | 0        |
| Wayne Primeau     | 1        | 0        | 0        | 0        | 2         | -2         | 0        | 0        | 0        | Sami Kapanen    | 1        | 0        | 0        | 0        | 0         | 0         | 0        | 0        | 0        |
| Robyn Regehr      | 1        | 0        | 0        | 0        | 0         | -1         | 0        | 0        | 0        | Lasse Kukkonen  | 1        | 0        | 0        | 0        | 0         | 1         | 0        | 0        | 0        |
| Cory Sarich       | 1        | 0        | 0        | 0        | 0         | 0          | 0        | 0        | 0        | Joffrey Lupul   | 1        | 0        | 0        | 0        | 0         | 1         | 0        | 0        | 0        |
| Mark Smith        | 1        | 0        | 0        | 0        | 0         | -1         | 0        | 0        | 0        | Jason Smith     | 1        | 0        | 0        | 0        | 0         | 1         | 0        | 0        | 0        |
| Rhett Warrenner   | 1        | 0        | 0        | 0        | 0         | 0          | 0        | 0        | 0        | Kimmo Timonen   | 1        | 0        | 0        | 0        | 0         | 1         | 0        | 0        | 0        |
| Stephane Yelle    | 1        | 0        | 0        | 0        | 0         | -1         | 0        | 0        | 0        | Denis Tolpeko   | 1        | 0        | 0        | 0        | 0         | 0         | 0        | 0        | 0        |
| Bench             |          |          |          |          | 2         |            |          |          |          |                 |          |          |          |          |           |           |          |          |          |
| <b>TOTALS</b>     | <b>1</b> | <b>2</b> | <b>4</b> | <b>6</b> | <b>19</b> | <b>-10</b> | <b>2</b> | <b>0</b> | <b>0</b> | <b>TOTALS</b>   | <b>1</b> | <b>3</b> | <b>5</b> | <b>8</b> | <b>15</b> | <b>10</b> | <b>1</b> | <b>0</b> | <b>0</b> |

| Goaltenders                | GP       | MP        | GA       | EN       | SO       | SVS       | AVG         | SAVE %      | Goaltenders            | GP       | MP        | GA       | EN       | SO       | SVS       | AVG         | SAVE %      |
|----------------------------|----------|-----------|----------|----------|----------|-----------|-------------|-------------|------------------------|----------|-----------|----------|----------|----------|-----------|-------------|-------------|
| Miikka Kiprusoff (0-1-0-0) | 1        | 60        | 3        | 0        | 0        | 23        | 3.00        | 88.5        | Martin Biron (1-0-0-0) | 1        | 60        | 2        | 0        | 0        | 24        | 2.00        | 92.3        |
| <b>TOTALS</b>              | <b>1</b> | <b>60</b> | <b>3</b> | <b>0</b> | <b>0</b> | <b>23</b> | <b>3.00</b> | <b>88.5</b> | <b>TOTALS</b>          | <b>1</b> | <b>60</b> | <b>2</b> | <b>0</b> | <b>0</b> | <b>24</b> | <b>2.00</b> | <b>92.3</b> |

|              | HOME |     |      | ROAD |     |     | OVERALL |     |      |      |
|--------------|------|-----|------|------|-----|-----|---------|-----|------|------|
|              | ADV  | PPG | PCT  | ADV  | PPG | PCT | ADV     | PPG | PP % | PK % |
| CALGARY      | 5    | 2   | 40.0 | 0    | 0   | 0.0 | 5       | 2   | 40.0 | 85.7 |
| Philadelphia | 7    | 1   | 14.3 | 0    | 0   | 0.0 | 7       | 1   | 14.3 | 60.0 |

ALL-TIME: 25-19-9-0-0 at Calgary; 15-33-3-0-1 at Philadelphia

LAST WIN: in CALGARY Mar. 22, 2001 in Philadelphia Dec. 16, 2003



# FLAMES vs PHOENIX



| DATE          | TEAMS                  | ATTND.    | WINNING GOAL  | GOALTENDERS           |
|---------------|------------------------|-----------|---------------|-----------------------|
| Jan. 8, 2008  | Phoenix 3 AT CALGARY 1 | 19289     | Joel Perrault | Bryzgalov - Kiprusoff |
| Feb. 5, 2008  | Phoenix 3 AT CALGARY 4 | SHO 19289 | Jarome Iginla | Bryzgalov - Kiprusoff |
| Feb. 19, 2008 | CALGARY 4 AT Phoenix 4 | 15208     | Dion Phaneuf  | Kiprusoff - Bryzgalov |
| Mar. 1, 2008  | CALGARY 3 AT Phoenix 1 | 17529     | Jarome Iginla | Joseph - Bryzgalov    |

| 07-08   | GP | W | L | OTL | SHOL | PTS | GF | GA | PPG | SHG | PEN | PIM |
|---------|----|---|---|-----|------|-----|----|----|-----|-----|-----|-----|
| CALGARY | 4  | 3 | 1 | 0   | 0    | 6   | 11 | 8  | 4   | 0   | 21  | 51  |
| Phoenix | 4  | 1 | 2 | 0   | 1    | 3   | 8  | 11 | 2   | 0   | 25  | 61  |

## GOALS AND SHOTS BY PERIODS

|         | 1st    | 2nd    | 3rd    | OT    | TOTALS   | PCT |
|---------|--------|--------|--------|-------|----------|-----|
| CALGARY | 2 - 38 | 2 - 42 | 7 - 47 | 0 - 5 | 11 - 132 | 8.3 |
| Phoenix | 1 - 27 | 7 - 41 | 0 - 24 | 0 - 4 | 8 - 96   | 8.3 |

| CALGARY           | GP       | G         | A         | PTS       | PIM       | +/-      | PPG      | SHG      | ENG      | PHOENIX            | GP       | G        | A         | PTS       | PIM       | +/-       | PPG      | SHG      | EN       |
|-------------------|----------|-----------|-----------|-----------|-----------|----------|----------|----------|----------|--------------------|----------|----------|-----------|-----------|-----------|-----------|----------|----------|----------|
| Jarome Iginla     | 4        | 5         | 3         | 8         | 9         | 4        | 1        | 0        | 1        | Shane Doan         | 4        | 1        | 4         | 5         | 7         | 0         | 0        | 0        | 0        |
| Dion Phaneuf      | 4        | 4         | 0         | 4         | 9         | 4        | 2        | 0        | 0        | Peter Mueller      | 4        | 3        | 0         | 3         | 4         | 4         | 0        | 0        | 0        |
| Kristian Huselius | 4        | 0         | 4         | 4         | 0         | 3        | 0        | 0        | 0        | Joel Perrault      | 4        | 1        | 2         | 3         | 4         | 2         | 0        | 0        | 0        |
| Alex Tanguay      | 3        | 1         | 2         | 3         | 0         | 1        | 1        | 0        | 0        | Niko Kapanen       | 4        | 0        | 2         | 2         | 2         | -2        | 0        | 0        | 0        |
| Daymond Langkow   | 4        | 0         | 3         | 3         | 2         | 3        | 0        | 0        | 0        | Keith Yandle       | 3        | 1        | 0         | 1         | 0         | 1         | 1        | 0        | 0        |
| Adrian Aucoin     | 3        | 0         | 2         | 2         | 2         | 2        | 0        | 0        | 0        | Derek Morris       | 4        | 1        | 0         | 1         | 4         | -1        | 1        | 0        | 0        |
| Craig Conroy      | 4        | 0         | 2         | 2         | 4         | 1        | 0        | 0        | 0        | Daniel Winnik      | 4        | 1        | 0         | 1         | 4         | -2        | 0        | 0        | 0        |
| Robyn Regehr      | 4        | 0         | 2         | 2         | 6         | 0        | 0        | 0        | 0        | Daniel Carcillo    | 1        | 0        | 1         | 1         | 11        | 0         | 0        | 0        | 0        |
| Rhett Warren      | 3        | 1         | 0         | 1         | 2         | -1       | 0        | 0        | 0        | Martin Hanzal      | 2        | 0        | 1         | 1         | 2         | 0         | 0        | 0        | 0        |
| Anders Eriksson   | 2        | 0         | 1         | 1         | 0         | 0        | 0        | 0        | 0        | Fredrik Sjostrom   | 3        | 0        | 1         | 1         | 0         | 1         | 0        | 0        | 0        |
| Matthew Lombardi  | 4        | 0         | 1         | 1         | 4         | -2       | 0        | 0        | 0        | Nick Boynton       | 4        | 0        | 1         | 1         | 4         | 2         | 0        | 0        | 0        |
| Curtis Joseph     | 1        | 0         | 0         | 0         | 0         | 0        | 0        | 0        | 0        | Zbynek Michalek    | 4        | 0        | 1         | 1         | 4         | -2        | 0        | 0        | 0        |
| David Moss        | 1        | 0         | 0         | 0         | 0         | -1       | 0        | 0        | 0        | Craig Weller       | 4        | 0        | 1         | 1         | 0         | 0         | 0        | 0        | 0        |
| Jim Vandermeer    | 1        | 0         | 0         | 0         | 0         | 1        | 0        | 0        | 0        | Marcel Hossa       | 1        | 0        | 0         | 0         | 0         | -1        | 0        | 0        | 0        |
| Marcus Nilson     | 2        | 0         | 0         | 0         | 0         | 0        | 0        | 0        | 0        | Matt Jones         | 1        | 0        | 0         | 0         | 2         | 0         | 0        | 0        | 0        |
| Eric Nystrom      | 2        | 0         | 0         | 0         | 0         | -1       | 0        | 0        | 0        | Matt Murley        | 1        | 0        | 0         | 0         | 0         | 0         | 0        | 0        | 0        |
| Wayne Primeau     | 2        | 0         | 0         | 0         | 0         | -1       | 0        | 0        | 0        | William Thomas     | 1        | 0        | 0         | 0         | 0         | -1        | 0        | 0        | 0        |
| Dustin Boyd       | 3        | 0         | 0         | 0         | 0         | -1       | 0        | 0        | 0        | Radim Vrbata       | 3        | 0        | 0         | 0         | 0         | 0         | 0        | 0        | 0        |
| Eric Godard       | 3        | 0         | 0         | 0         | 0         | 0        | 0        | 0        | 0        | Ilya Bryzgalov     | 4        | 0        | 0         | 0         | 0         | 0         | 0        | 0        | 0        |
| Miikka Kiprusoff  | 3        | 0         | 0         | 0         | 0         | 0        | 0        | 0        | 0        | Keith Ballard      | 4        | 0        | 0         | 0         | 4         | -1        | 0        | 0        | 0        |
| Cory Sarich       | 3        | 0         | 0         | 0         | 2         | -2       | 0        | 0        | 0        | Ed Jovanovski      | 4        | 0        | 0         | 0         | 5         | -1        | 0        | 0        | 0        |
| David Hale        | 4        | 0         | 0         | 0         | 2         | -2       | 0        | 0        | 0        | Steven Reinprecht  | 4        | 0        | 0         | 0         | 0         | -2        | 0        | 0        | 0        |
| Owen Nolan        | 4        | 0         | 0         | 0         | 0         | 0        | 0        | 0        | 0        | Mathias Tjarnqvist | 4        | 0        | 0         | 0         | 4         | -2        | 0        | 0        | 0        |
| Mark Smith        | 4        | 0         | 0         | 0         | 7         | 0        | 0        | 0        | 0        | Michael York       | 4        | 0        | 0         | 0         | 0         | -1        | 0        | 0        | 0        |
| Stephane Yelle    | 4        | 0         | 0         | 0         | 2         | -2       | 0        | 0        | 0        | <b>TOTALS</b>      | <b>4</b> | <b>8</b> | <b>14</b> | <b>22</b> | <b>61</b> | <b>-6</b> | <b>2</b> | <b>0</b> | <b>0</b> |
| <b>TOTALS</b>     | <b>4</b> | <b>11</b> | <b>20</b> | <b>31</b> | <b>51</b> | <b>6</b> | <b>4</b> | <b>0</b> | <b>1</b> | <b>TOTALS</b>      | <b>4</b> | <b>8</b> | <b>14</b> | <b>22</b> | <b>61</b> | <b>-6</b> | <b>2</b> | <b>0</b> | <b>0</b> |

| Goaltenders                | GP       | MP         | GA       | EN       | SO       | SVS       | AVG         | SAVE %      | Goaltenders              | GP       | MP         | GA        | EN       | SO       | SVS        | AVG         | SAVE %      |
|----------------------------|----------|------------|----------|----------|----------|-----------|-------------|-------------|--------------------------|----------|------------|-----------|----------|----------|------------|-------------|-------------|
| Curtis Joseph (1-0-0-0)    | 1        | 60         | 1        | 0        | 0        | 16        | 1.00        | 94.1        | Ilya Bryzgalov (1-2-0-1) | 4        | 241        | 10        | 1        | 0        | 121        | 2.49        | 92.4        |
| Miikka Kiprusoff (2-1-0-0) | 3        | 184        | 7        | 0        | 0        | 72        | 2.28        | 91.1        | <b>TOTALS</b>            | <b>4</b> | <b>245</b> | <b>10</b> | <b>1</b> | <b>0</b> | <b>121</b> | <b>2.69</b> | <b>91.7</b> |
| <b>TOTALS</b>              | <b>4</b> | <b>245</b> | <b>8</b> | <b>0</b> | <b>0</b> | <b>88</b> | <b>1.96</b> | <b>91.7</b> | <b>TOTALS</b>            | <b>4</b> | <b>245</b> | <b>10</b> | <b>1</b> | <b>0</b> | <b>121</b> | <b>2.69</b> | <b>91.7</b> |

|         | POWERPLAY |     |      | HOME |     |      | ROAD |     |      | OVERALL |  |  |
|---------|-----------|-----|------|------|-----|------|------|-----|------|---------|--|--|
|         | ADV       | PPG | PCT  | ADV  | PPG | PCT  | ADV  | PPG | PP % | PK %    |  |  |
| CALGARY | 7         | 2   | 28.6 | 12   | 2   | 16.7 | 19   | 4   | 21.1 | 84.6    |  |  |
| Phoenix | 4         | 1   | 25.0 | 9    | 1   | 11.1 | 13   | 2   | 15.4 | 78.9    |  |  |

ALL-TIME: 43-24-10-0-0 at Calgary; 29-34-12-1-0 at Phoenix

LAST WIN: in CALGARY Feb. 5, 2008 in Phoenix Mar. 1, 2008



# FLAMES vs PITTSBURGH



| DATE        | TEAMS                         | ATTND. | WINNING GOAL | GOALTENDERS                 |
|-------------|-------------------------------|--------|--------------|-----------------------------|
| Dec.6, 2007 | Pittsburgh 3 AT CALGARY 2 SHO | 19289  | Kris Letang  | Fleury/Sabourin - Kiprusoff |

| 07-08      | GP | W | L | OTL | SHOL | PTS | GF | GA | PPG | SHG | PEN | PIM |
|------------|----|---|---|-----|------|-----|----|----|-----|-----|-----|-----|
| CALGARY    | 1  | 0 | 0 | 0   | 1    | 1   | 2  | 2  | 1   | 0   | 6   | 15  |
| Pittsburgh | 1  | 1 | 0 | 0   | 0    | 2   | 2  | 2  | 1   | 1   | 4   | 11  |

### GOALS AND SHOTS BY PERIODS

|            | 1st    | 2nd    | 3rd   | OT    | TOTALS | PCT |
|------------|--------|--------|-------|-------|--------|-----|
| CALGARY    | 1 - 8  | 1 - 12 | 0 - 6 | 0 - 2 | 2 - 28 | 7.1 |
| Pittsburgh | 0 - 14 | 1 - 9  | 1 - 8 | 0 - 4 | 2 - 35 | 5.7 |

| CALGARY           | GP       | G        | A        | PTS      | PIM       | +/-      | PPG      | SHG      | ENG      | PHILADELPHIA      | GP       | G        | A        | PTS      | PIM       | +/-       | PPG      | SHG      | EN       |   |
|-------------------|----------|----------|----------|----------|-----------|----------|----------|----------|----------|-------------------|----------|----------|----------|----------|-----------|-----------|----------|----------|----------|---|
| Jarome Iginla     | 1        | 2        | 0        | 2        | 0         | 0        | 1        | 0        | 0        | Evgeni Malkin     | 1        | 1        | 0        | 1        | 0         | 0         | 1        | 0        | 0        |   |
| Kristian Huselius | 1        | 0        | 1        | 1        | 0         | -1       | 0        | 0        | 0        | Ryan Malone       | 1        | 1        | 0        | 1        | 0         | 0         | 0        | 0        | 1        | 0 |
| Daymond Langkow   | 1        | 0        | 1        | 1        | 0         | 0        | 0        | 0        | 0        | Sergei Gonchar    | 1        | 0        | 1        | 1        | 0         | -1        | 0        | 0        | 0        | 0 |
| Dion Phaneuf      | 1        | 0        | 1        | 1        | 0         | 1        | 0        | 0        | 0        | Petr Sykora       | 1        | 0        | 1        | 1        | 0         | 0         | 0        | 0        | 0        | 0 |
| Alex Tanguay      | 1        | 0        | 1        | 1        | 0         | 0        | 0        | 0        | 0        | Colby Armstrong   | 1        | 0        | 0        | 0        | 0         | -1        | 0        | 0        | 0        | 0 |
| Adrian Aucoin     | 1        | 0        | 0        | 0        | 0         | -1       | 0        | 0        | 0        | Sidney Crosby     | 1        | 0        | 0        | 0        | 0         | 0         | 0        | 0        | 0        | 0 |
| Dustin Boyd       | 1        | 0        | 0        | 0        | 0         | 0        | 0        | 0        | 0        | Mark Eaton        | 1        | 0        | 0        | 0        | 0         | -1        | 0        | 0        | 0        | 0 |
| Craig Conroy      | 1        | 0        | 0        | 0        | 0         | 1        | 0        | 0        | 0        | Marc-Andre Fleury | 1        | 0        | 0        | 0        | 0         | 0         | 0        | 0        | 0        | 0 |
| Anders Eriksson   | 1        | 0        | 0        | 0        | 2         | 0        | 0        | 0        | 0        | Adam Hall         | 1        | 0        | 0        | 0        | 0         | 0         | 0        | 0        | 0        | 0 |
| Eric Godard       | 1        | 0        | 0        | 0        | 5         | 0        | 0        | 0        | 0        | Tyler Kennedy     | 1        | 0        | 0        | 0        | 0         | 0         | 0        | 0        | 0        | 0 |
| David Hale        | 1        | 0        | 0        | 0        | 0         | 0        | 0        | 0        | 0        | Georges Laraque   | 1        | 0        | 0        | 0        | 5         | 0         | 0        | 0        | 0        | 0 |
| Miikka Kiprusoff  | 1        | 0        | 0        | 0        | 0         | 0        | 0        | 0        | 0        | Kristopher Letang | 1        | 0        | 0        | 0        | 0         | 0         | 0        | 0        | 0        | 0 |
| Matthew Lombardi  | 1        | 0        | 0        | 0        | 2         | 0        | 0        | 0        | 0        | Brooks Orpik      | 1        | 0        | 0        | 0        | 0         | 0         | 0        | 0        | 0        | 0 |
| Marcus Nilson     | 1        | 0        | 0        | 0        | 0         | 0        | 0        | 0        | 0        | Gary Roberts      | 1        | 0        | 0        | 0        | 2         | 0         | 0        | 0        | 0        | 0 |
| Owen Nolan        | 1        | 0        | 0        | 0        | 2         | 0        | 0        | 0        | 0        | Dany Sabourin     | 1        | 0        | 0        | 0        | 0         | 0         | 0        | 0        | 0        | 0 |
| Eric Nystrom      | 1        | 0        | 0        | 0        | 0         | 0        | 0        | 0        | 0        | Rob Scuderi       | 1        | 0        | 0        | 0        | 0         | 1         | 0        | 0        | 0        | 0 |
| Robyn Regehr      | 1        | 0        | 0        | 0        | 2         | 0        | 0        | 0        | 0        | Jordan Staal      | 1        | 0        | 0        | 0        | 2         | 0         | 0        | 0        | 0        | 0 |
| Cory Sarich       | 1        | 0        | 0        | 0        | 2         | 0        | 0        | 0        | 0        | Darryl Sydor      | 1        | 0        | 0        | 0        | 0         | 0         | 0        | 0        | 0        | 0 |
| Mark Smith        | 1        | 0        | 0        | 0        | 0         | 0        | 0        | 0        | 0        | Maxime Talbot     | 1        | 0        | 0        | 0        | 0         | 0         | 0        | 0        | 0        | 0 |
| <b>TOTALS</b>     | <b>1</b> | <b>2</b> | <b>4</b> | <b>6</b> | <b>15</b> | <b>0</b> | <b>1</b> | <b>0</b> | <b>0</b> | <b>TOTALS</b>     | <b>1</b> | <b>2</b> | <b>2</b> | <b>4</b> | <b>11</b> | <b>-1</b> | <b>1</b> | <b>1</b> | <b>0</b> |   |

| Goaltenders                | GP       | MP        | GA       | EN       | SO       | SVS       | AVG         | SAVE %      |
|----------------------------|----------|-----------|----------|----------|----------|-----------|-------------|-------------|
| Miikka Kiprusoff (0-0-0-1) | 1        | 65        | 2        | 0        | 0        | 33        | 1.85        | 94.3        |
| <b>TOTALS</b>              | <b>1</b> | <b>65</b> | <b>2</b> | <b>0</b> | <b>0</b> | <b>33</b> | <b>1.85</b> | <b>94.3</b> |

| Goaltenders                 | GP       | MP        | GA       | EN       | SO       | SVS       | AVG         | SAVE %      |
|-----------------------------|----------|-----------|----------|----------|----------|-----------|-------------|-------------|
| Marc-Andre Fleury (0-0-0-0) | 1        | 5         | 0        | 0        | 0        | 2         | 0.00        | 100.0       |
| Dany Sabourin (1-0-0-0)     | 1        | 60        | 2        | 0        | 0        | 24        | 2.00        | 92.3        |
| <b>TOTALS</b>               | <b>1</b> | <b>65</b> | <b>2</b> | <b>0</b> | <b>0</b> | <b>26</b> | <b>1.85</b> | <b>92.9</b> |

|            | POWERPLAY |     |     | HOME |     |     | ROAD |     |     | OVERALL |      |      |      |
|------------|-----------|-----|-----|------|-----|-----|------|-----|-----|---------|------|------|------|
|            | ADV       | PPG | PCT | ADV  | PPG | PCT | ADV  | PPG | PCT | ADV     | PPG  | PP % | PK % |
| CALGARY    |           | 3   | 1   | 33.3 | 0   | 0   | 0.0  | 3   | 1   | 33.3    | 80.0 |      |      |
| Pittsburgh |           | 5   | 1   | 20.0 | 0   | 0   | 0.0  | 5   | 1   | 20.0    | 66.7 |      |      |

**ALL-TIME: 27-11-8-0-1 at Calgary; 11-24-10-0-0 at Pittsburgh**

**LAST WIN: in CALGARY Dec. 7, 2003 in Pittsburgh Dec. 3, 2005**



# FLAMES vs SAN JOSE



| DATE          | TEAMS                   | ATTND. | WINNING GOAL         | GOALTENDERS                    |
|---------------|-------------------------|--------|----------------------|--------------------------------|
| Oct. 22, 2007 | San Jose 4 AT CALGARY 1 | 19289  | Milan Michalek       | Nabokov - Kiprusoff/McElhinney |
| Jan. 3, 2008  | CALGARY 3 AT San Jose 2 | 17496  | Jarome Iginla @ 3:26 | Kiprusoff - Nabokov            |
| Jan. 30, 2008 | San Jose 4 AT CALGARY 5 | 19289  | Owen Nolan           | Nabokov - Kiprusoff            |
| Feb. 12, 2008 | CALGARY 4 AT San Jose 3 | 17269  | Jarome Iginla @ 4:35 | Kiprusoff - Nabokov            |

| 07-08    | GP | W | L | OTL | SHOL | PTS | GF | GA | PPG | SHG | PEN | PIM |
|----------|----|---|---|-----|------|-----|----|----|-----|-----|-----|-----|
| CALGARY  | 4  | 3 | 1 | 0   | 0    | 6   | 13 | 13 | 2   | 1   | 25  | 67  |
| San Jose | 4  | 1 | 1 | 2   | 0    | 4   | 13 | 13 | 5   | 1   | 17  | 43  |

## GOALS AND SHOTS BY PERIODS

|          | 1st    | 2nd    | 3rd    | OT    | TOTALS   | PCT  |
|----------|--------|--------|--------|-------|----------|------|
| CALGARY  | 3 - 26 | 4 - 28 | 4 - 28 | 2 - 4 | 13 - 86  | 15.1 |
| San Jose | 4 - 51 | 4 - 45 | 5 - 29 | 0 - 5 | 13 - 130 | 10.0 |

| CALGARY           | GP       | G         | A         | PTS       | PIM       | +/        | PPG      | SHG      | ENG      | SAN JOSE            | GP       | G         | A         | PTS       | PIM       | +/         | PPG      | SHG      | EN       |
|-------------------|----------|-----------|-----------|-----------|-----------|-----------|----------|----------|----------|---------------------|----------|-----------|-----------|-----------|-----------|------------|----------|----------|----------|
| Dion Phaneuf      | 4        | 2         | 3         | 5         | 6         | 1         | 2        | 0        | 0        | Milan Michalek      | 4        | 3         | 1         | 4         | 0         | 0          | 1        | 1        | 0        |
| Jarome Iginla     | 4        | 3         | 1         | 4         | 0         | 2         | 0        | 0        | 0        | Jonathan Cheechoo   | 1        | 2         | 3         | 4         | -2        | 1          | 0        | 0        | 0        |
| Owen Nolan        | 4        | 3         | 1         | 4         | 5         | 2         | 0        | 1        | 0        | Craig Rivet         | 4        | 1         | 2         | 3         | 0         | 2          | 0        | 0        | 0        |
| Daymond Langkow   | 2        | 2         | 4         | 0         | 1         | 0         | 0        | 0        | 0        | Jeremy Roenick      | 4        | 0         | 3         | 3         | 0         | -1         | 0        | 0        | 0        |
| Alex Tanguay      | 4        | 1         | 2         | 3         | 2         | 2         | 0        | 0        | 0        | Patrick Rissmiller  | 4        | 2         | 0         | 2         | 4         | 1          | 0        | 0        | 0        |
| Kristian Huselius | 4        | 0         | 3         | 3         | 2         | -1        | 0        | 0        | 0        | Steve Bernier       | 4        | 1         | 1         | 2         | 4         | 1          | 1        | 0        | 0        |
| Craig Conroy      | 4        | 0         | 2         | 2         | 2         | 0         | 0        | 0        | 0        | Torrey Mitchell     | 4        | 1         | 1         | 2         | 2         | -1         | 1        | 0        | 0        |
| Wayne Primeau     | 2        | 1         | 0         | 1         | 0         | 0         | 0        | 0        | 0        | Sandis Ozolinsh     | 2        | 0         | 2         | 2         | 2         | -3         | 0        | 0        | 0        |
| Mark Smith        | 3        | 1         | 0         | 1         | 0         | 1         | 0        | 0        | 0        | Christian Ehrhoff   | 4        | 0         | 2         | 2         | 2         | 0          | 0        | 0        | 0        |
| Dustin Boyd       | 2        | 0         | 1         | 1         | 0         | 0         | 0        | 0        | 0        | Mike Grier          | 4        | 0         | 2         | 2         | 5         | -2         | 0        | 0        | 0        |
| Anders Eriksson   | 2        | 0         | 1         | 1         | 2         | 1         | 0        | 0        | 0        | Ryane Clowe         | 1        | 1         | 0         | 1         | 2         | -1         | 1        | 0        | 0        |
| Adrian Aucoin     | 4        | 0         | 1         | 1         | 2         | 2         | 0        | 0        | 0        | Marcel Goc          | 2        | 1         | 0         | 1         | 0         | -2         | 0        | 0        | 0        |
| Matthew Lombardi  | 4        | 0         | 1         | 1         | 6         | 1         | 0        | 0        | 0        | Tomas Plihal        | 2        | 1         | 0         | 1         | 0         | 1          | 0        | 0        | 0        |
| Curtis McElhinney | 1        | 0         | 0         | 0         | 0         | 0         | 0        | 0        | 0        | Patrick Marleau     | 3        | 1         | 0         | 1         | 2         | -1         | 0        | 0        | 0        |
| Marcus Nilson     | 1        | 0         | 0         | 0         | 0         | 0         | 0        | 0        | 0        | Jody Shelley        | 1        | 0         | 1         | 1         | 0         | 1          | 0        | 0        | 0        |
| David Moss        | 2        | 0         | 0         | 0         | 2         | -1        | 0        | 0        | 0        | Matthew Carle       | 4        | 0         | 1         | 1         | 0         | -2         | 0        | 0        | 0        |
| Eric Nystrom      | 2        | 0         | 0         | 0         | 0         | 0         | 0        | 0        | 0        | Evgeni Nabokov      | 4        | 0         | 1         | 1         | 0         | 0          | 0        | 0        | 0        |
| Rhett Warren      | 2        | 0         | 0         | 0         | 2         | 1         | 0        | 0        | 0        | Joe Thornton        | 4        | 0         | 1         | 1         | 2         | -4         | 0        | 0        | 0        |
| Eric Godard       | 4        | 0         | 0         | 0         | 22        | 0         | 0        | 0        | 0        | Marc-Edouard Vlasic | 4        | 0         | 1         | 1         | 0         | -3         | 0        | 0        | 0        |
| David Hale        | 4        | 0         | 0         | 0         | 4         | 3         | 0        | 0        | 0        | Curtis Brown        | 1        | 0         | 0         | 0         | 0         | 1          | 0        | 0        | 0        |
| Miikka Kiprusoff  | 4        | 0         | 0         | 0         | 0         | 0         | 0        | 0        | 0        | Rob Davison         | 1        | 0         | 0         | 0         | 0         | -1         | 0        | 0        | 0        |
| Robyn Regehr      | 4        | 0         | 0         | 0         | 2         | 0         | 0        | 0        | 0        | Alexei Semenov      | 1        | 0         | 0         | 0         | 7         | 1          | 0        | 0        | 0        |
| Cory Sarich       | 4        | 0         | 0         | 0         | 6         | -1        | 0        | 0        | 0        | Devin Setoguchi     | 1        | 0         | 0         | 0         | 0         | 0          | 0        | 0        | 0        |
| Stephane Yelle    | 4        | 0         | 0         | 0         | 2         | -2        | 0        | 0        | 0        | Kyle McLaren        | 2        | 0         | 0         | 0         | 0         | -2         | 0        | 0        | 0        |
| <b>TOTALS</b>     | <b>4</b> | <b>13</b> | <b>18</b> | <b>31</b> | <b>67</b> | <b>12</b> | <b>2</b> | <b>1</b> | <b>0</b> | <b>TOTALS</b>       | <b>4</b> | <b>13</b> | <b>21</b> | <b>34</b> | <b>43</b> | <b>-14</b> | <b>5</b> | <b>1</b> | <b>0</b> |

| Goaltenders                 | GP       | MP         | GA        | EN       | SO       | SVS        | AVG         | SAVE %      |
|-----------------------------|----------|------------|-----------|----------|----------|------------|-------------|-------------|
| Curtis McElhinney (0-0-0-0) | 1        | 24         | 1         | 0        | 0        | 1          | 2.54        | 50.0        |
| Miikka Kiprusoff (3-1-0-0)  | 4        | 224        | 12        | 0        | 0        | 116        | 3.22        | 90.6        |
| <b>TOTALS</b>               | <b>4</b> | <b>249</b> | <b>13</b> | <b>0</b> | <b>0</b> | <b>117</b> | <b>3.13</b> | <b>90.0</b> |

| Goaltenders              | GP       | MP         | GA        | EN       | SO       | SVS       | AVG         | SAVE %      |
|--------------------------|----------|------------|-----------|----------|----------|-----------|-------------|-------------|
| Evgeni Nabokov (1-1-2-0) | 4        | 247        | 13        | 0        | 0        | 73        | 3.16        | 84.9        |
| <b>TOTALS</b>            | <b>4</b> | <b>249</b> | <b>13</b> | <b>0</b> | <b>0</b> | <b>73</b> | <b>3.13</b> | <b>84.9</b> |

|          | POWERPLAY |     |      | HOME |     |      | ROAD |     |      | OVERALL |     |      |      |
|----------|-----------|-----|------|------|-----|------|------|-----|------|---------|-----|------|------|
|          | ADV       | PPG | PCT  | ADV  | PPG | PCT  | ADV  | PPG | PCT  | ADV     | PPG | PP % | PK % |
| CALGARY  | 7         | 1   | 14.3 | 5    | 1   | 20.0 | 12   | 2   | 16.7 | 75.0    |     |      |      |
| San Jose | 8         | 3   | 37.5 | 12   | 2   | 16.7 | 20   | 5   | 25.0 | 83.3    |     |      |      |

ALL-TIME: 22-12-4-0-0 at Calgary; 20-15-4-0-1 at San Jose

LAST WIN: in CALGARY Jan. 30, 2008 in San Jose Feb. 12, 2008



# FLAMES vs ST. LOUIS



| DATE          | TEAMS                    | ATTND. | WINNING GOAL     | GOALTENDERS          |
|---------------|--------------------------|--------|------------------|----------------------|
| Nov. 25, 2007 | CALGARY 0 AT St. Louis 3 | 15138  | Jamal Mayers     | McElhinney - Legace  |
| Dec. 4, 2007  | St. Louis 1 AT CALGARY 3 | 19289  | Dustin Boyd      | Toivonen - Kiprusoff |
| Dec. 16, 2007 | CALGARY 5 AT St. Louis 3 | 16733  | Jarome Iginla    | Kiprusoff - Legace   |
| Mar. 10, 2008 | St. Louis 3 AT CALGARY 7 | 19289  | Matthew Lombardi | Toivonen - Kiprusoff |

| 07-08     | GP | W | L | OTL | SHOL | PTS | GF | GA | PPG | SHG | PEN | PIM |
|-----------|----|---|---|-----|------|-----|----|----|-----|-----|-----|-----|
| CALGARY   | 4  | 3 | 1 | 0   | 0    | 6   | 15 | 10 | 3   | 2   | 20  | 55  |
| St. Louis | 4  | 1 | 3 | 0   | 0    | 2   | 10 | 15 | 2   | 1   | 21  | 57  |

## GOALS AND SHOTS BY PERIODS

|           | 1st    | 2nd    | 3rd    | OT    | TOTALS   | PCT  |
|-----------|--------|--------|--------|-------|----------|------|
| CALGARY   | 4 - 31 | 5 - 47 | 6 - 34 | 0 - 0 | 15 - 112 | 13.4 |
| St. Louis | 4 - 41 | 4 - 24 | 2 - 24 | 0 - 0 | 10 - 89  | 11.2 |

| CALGARY           | GP       | G         | A         | PTS       | PIM       | +/-       | PPG      | SHG      | ENG      | ANAHEIM           | GP       | G         | A         | PTS       | PIM       | +/-        | PPG      | SHG      | EN       |
|-------------------|----------|-----------|-----------|-----------|-----------|-----------|----------|----------|----------|-------------------|----------|-----------|-----------|-----------|-----------|------------|----------|----------|----------|
| Kristian Huselius | 4        | 3         | 5         | 8         | 2         | 2         | 0        | 0        | 0        | Brad Boyes        | 4        | 4         | 0         | 4         | 2         | -1         | 1        | 0        | 0        |
| Jarome Iginla     | 4        | 3         | 4         | 7         | 2         | 2         | 3        | 0        | 0        | Jamal Mayers      | 4        | 2         | 1         | 3         | 0         | 2          | 0        | 1        | 1        |
| Daymond Langkow   | 4        | 3         | 2         | 5         | 0         | 4         | 0        | 0        | 1        | Andy McDonald     | 2        | 1         | 2         | 3         | 0         | -5         | 0        | 0        | 0        |
| Alex Tanguay      | 4        | 2         | 3         | 5         | 0         | 1         | 0        | 1        | 1        | Lee Stempniak     | 4        | 1         | 2         | 3         | 4         | 1          | 0        | 0        | 0        |
| Dion Phaneuf      | 4        | 0         | 3         | 3         | 11        | 3         | 0        | 0        | 0        | Paul Kariya       | 4        | 0         | 3         | 3         | 0         | -2         | 0        | 0        | 0        |
| Marcus Nilson     | 2        | 2         | 0         | 2         | 0         | 3         | 0        | 0        | 0        | Bryce Salvador    | 3        | 0         | 2         | 2         | 5         | 2          | 0        | 0        | 0        |
| Dustin Boyd       | 3        | 1         | 1         | 2         | 0         | 2         | 0        | 0        | 0        | Barret Jackman    | 4        | 0         | 2         | 2         | 0         | -1         | 0        | 0        | 0        |
| Craig Conroy      | 4        | 0         | 2         | 2         | 2         | -1        | 0        | 0        | 0        | David Backes      | 3        | 1         | 0         | 1         | 2         | -4         | 1        | 0        | 0        |
| Matthew Lombardi  | 4        | 1         | 0         | 1         | 2         | -1        | 0        | 1        | 0        | Jay McClement     | 4        | 1         | 0         | 1         | 0         | 1          | 0        | 0        | 0        |
| Jim Vandermeer    | 1        | 0         | 1         | 1         | 2         | 2         | 0        | 0        | 0        | Carn Janssen      | 1        | 0         | 1         | 1         | 2         | 0          | 0        | 0        | 0        |
| Owen Nolan        | 3        | 0         | 1         | 1         | 0         | -1        | 0        | 0        | 0        | Martin Rucinsky   | 2        | 0         | 1         | 1         | 2         | -3         | 0        | 0        | 0        |
| Adrian Aucoin     | 4        | 0         | 1         | 1         | 2         | 1         | 0        | 0        | 0        | Doug Weight       | 2        | 0         | 1         | 1         | 2         | -1         | 0        | 0        | 0        |
| Eric Godard       | 4        | 0         | 1         | 1         | 5         | 1         | 0        | 0        | 0        | Christian Backman | 3        | 0         | 1         | 1         | 2         | 1          | 0        | 0        | 0        |
| Robyn Regehr      | 4        | 0         | 1         | 1         | 0         | 2         | 0        | 0        | 0        | Eric Brewer       | 4        | 0         | 1         | 1         | 0         | -2         | 0        | 0        | 0        |
| Cory Sarich       | 4        | 0         | 1         | 1         | 0         | 1         | 0        | 0        | 0        | Ryan Johnson      | 4        | 0         | 1         | 1         | 2         | 0          | 0        | 0        | 0        |
| Curtis McElhinney | 1        | 0         | 0         | 0         | 0         | 0         | 0        | 0        | 0        | Steve Wagner      | 1        | 0         | 0         | 0         | 0         | 0          | 0        | 0        | 0        |
| David Moss        | 1        | 0         | 0         | 0         | 0         | 0         | 0        | 0        | 0        | Matt Walker       | 1        | 0         | 0         | 0         | 0         | 0          | 0        | 0        | 0        |
| Wayne Primeau     | 2        | 0         | 0         | 0         | 0         | 0         | 0        | 0        | 0        | Jeff Woywitka     | 1        | 0         | 0         | 0         | 0         | 0          | 0        | 0        | 0        |
| Anders Eriksson   | 3        | 0         | 0         | 0         | 0         | -1        | 0        | 0        | 0        | Mike Johnson      | 2        | 0         | 0         | 0         | 0         | -1         | 0        | 0        | 0        |
| Miikka Kiprusoff  | 3        | 0         | 0         | 0         | 2         | 0         | 0        | 0        | 0        | Hannu Toivonen    | 2        | 0         | 0         | 0         | 0         | 0          | 0        | 0        | 0        |
| Eric Nystrom      | 3        | 0         | 0         | 0         | 7         | 0         | 0        | 0        | 0        | Dan Hinote        | 3        | 0         | 0         | 0         | 10        | 0          | 0        | 0        | 0        |
| Mark Smith        | 3        | 0         | 0         | 0         | 10        | -1        | 0        | 0        | 0        | Erik Johnson      | 3        | 0         | 0         | 0         | 0         | -3         | 0        | 0        | 0        |
| Stephane Yelle    | 3        | 0         | 0         | 0         | 4         | -3        | 0        | 0        | 0        | Dwayne King       | 3        | 0         | 0         | 0         | 7         | -2         | 0        | 0        | 0        |
| David Hale        | 4        | 0         | 0         | 0         | 2         | 0         | 0        | 0        | 0        | Manny Legace      | 3        | 0         | 0         | 0         | 0         | 0          | 0        | 0        | 0        |
| Bench             |          |           |           |           | 2         |           |          |          |          | David Perron      | 3        | 0         | 0         | 0         | 0         | 1          | 0        | 0        | 0        |
| <b>TOTALS</b>     | <b>4</b> | <b>15</b> | <b>26</b> | <b>41</b> | <b>55</b> | <b>16</b> | <b>3</b> | <b>2</b> | <b>2</b> | Keith Tkachuk     | 3        | 0         | 0         | 0         | 11        | -2         | 0        | 0        | 0        |
|                   |          |           |           |           |           |           |          |          |          | Jay McKee         | 4        | 0         | 0         | 0         | 0         | -3         | 0        | 0        | 0        |
|                   |          |           |           |           |           |           |          |          |          | Bench             |          |           |           |           | 6         |            |          |          |          |
|                   |          |           |           |           |           |           |          |          |          | <b>TOTALS</b>     | <b>4</b> | <b>10</b> | <b>18</b> | <b>28</b> | <b>57</b> | <b>-22</b> | <b>2</b> | <b>1</b> | <b>1</b> |

| Goaltenders                 | GP       | MP         | GA       | EN       | SO       | SVS       | AVG         | SAVE %      | Goaltenders              | GP       | MP         | GA        | EN       | SO       | SVS       | AVG         | SAVE %      |
|-----------------------------|----------|------------|----------|----------|----------|-----------|-------------|-------------|--------------------------|----------|------------|-----------|----------|----------|-----------|-------------|-------------|
| Curtis McElhinney (0-1-0-0) | 1        | 59         | 2        | 1        | 0        | 15        | 2.04        | 88.2        | Manny Legace (1-1-0-0)   | 3        | 139        | 7         | 1        | 1        | 48        | 3.01        | 87.3        |
| Miikka Kiprusoff (3-0-0-0)  | 3        | 180        | 7        | 0        | 0        | 64        | 2.33        | 90.1        | Hannu Toivonen (0-2-0-0) | 2        | 98         | 6         | 1        | 0        | 49        | 3.66        | 89.1        |
| <b>TOTALS</b>               | <b>4</b> | <b>240</b> | <b>9</b> | <b>1</b> | <b>0</b> | <b>79</b> | <b>2.50</b> | <b>88.8</b> | <b>TOTALS</b>            | <b>4</b> | <b>240</b> | <b>13</b> | <b>2</b> | <b>1</b> | <b>97</b> | <b>3.75</b> | <b>86.6</b> |

|           | POWERPLAY |     |      | HOME |     |      | ROAD |     |      | OVERALL |  |  |  |  |
|-----------|-----------|-----|------|------|-----|------|------|-----|------|---------|--|--|--|--|
|           | ADV       | PPG | PCT  | ADV  | PPG | PCT  | ADV  | PPG | PP % | PK %    |  |  |  |  |
| CALGARY   | 7         | 1   | 14.3 | 7    | 2   | 28.6 | 14   | 3   | 21.4 | 84.6    |  |  |  |  |
| St. Louis | 8         | 1   | 12.5 | 5    | 1   | 20.0 | 13   | 2   | 15.4 | 78.6    |  |  |  |  |

ALL-TIME: 35-26-7-0-0 at Calgary; 28-32-9-0-1 at St. Louis

LAST WIN: in CALGARY Mar. 10, 2008 in St. Louis Dec. 16, 2007



# FLAMES vs TAMPA BAY



| DATE          | TEAMS                    | ATTND. | WINNING GOAL  | GOALTENDERS                 |
|---------------|--------------------------|--------|---------------|-----------------------------|
| Dec. 13, 2007 | CALGARY 9 AT Tampa Bay 6 | 19026  | Jarome Iginla | Kiprusoff - Holmqvist/Denis |

| 07-08     | GP | W | L | OTL | SHOL | PTS | GF | GA | PPG | SHG | PEN | PIM |
|-----------|----|---|---|-----|------|-----|----|----|-----|-----|-----|-----|
| CALGARY   | 1  | 1 | 0 | 0   | 0    | 2   | 9  | 6  | 2   | 0   | 6   | 12  |
| Tampa Bay | 1  | 0 | 1 | 0   | 0    | 0   | 6  | 9  | 2   | 1   | 6   | 20  |

## GOALS AND SHOTS BY PERIODS

|           | 1st    | 2nd    | 3rd   | OT    | TOTALS | PCT  |
|-----------|--------|--------|-------|-------|--------|------|
| CALGARY   | 4 - 10 | 1 - 13 | 4 - 9 | 0 - 0 | 9 - 32 | 28.1 |
| Tampa Bay | 3 - 11 | 2 - 13 | 1 - 7 | 0 - 0 | 6 - 31 | 19.4 |

| CALGARY           | GP       | G        | A         | PTS       | PIM       | +/-       | PPG      | SHG      | ENG      | ATLANTA            | GP       | G        | A         | PTS       | PIM       | +/-        | PPG      | SHG      | EN       |
|-------------------|----------|----------|-----------|-----------|-----------|-----------|----------|----------|----------|--------------------|----------|----------|-----------|-----------|-----------|------------|----------|----------|----------|
| Kristian Huselius | 1        | 3        | 2         | 5         | 0         | 5         | 0        | 0        | 0        | Martin St. Louis   | 1        | 2        | 1         | 3         | 0         | -3         | 1        | 1        | 0        |
| Dion Phaneuf      | 1        | 0        | 5         | 5         | 2         | 3         | 0        | 0        | 0        | Vincent Lecavalier | 1        | 2        | 3         | 0         | -3        | 0          | 0        | 0        | 0        |
| Jarome Iginla     | 1        | 3        | 1         | 4         | 0         | 4         | 1        | 0        | 0        | Vaclav Prospal     | 1        | 1        | 2         | 3         | 0         | -3         | 0        | 0        | 0        |
| Adrian Aucoin     | 1        | 1        | 1         | 2         | 0         | -2        | 1        | 0        | 0        | Shane O'Brien      | 1        | 0        | 3         | 3         | 12        | 4          | 0        | 0        | 0        |
| Daymond Langkow   | 1        | 1        | 2         | 0         | 5         | 0         | 0        | 0        | 0        | Brad Richards      | 1        | 1        | 1         | 2         | 0         | -2         | 1        | 0        | 0        |
| Owen Nolan        | 1        | 1        | 0         | 1         | 2         | 1         | 0        | 0        | 1        | Andre Roy          | 1        | 1        | 0         | 1         | 0         | 1          | 0        | 0        | 0        |
| Miikka Kiprusoff  | 1        | 0        | 1         | 1         | 2         | 0         | 0        | 0        | 0        | Michel Ouellet     | 1        | 0        | 1         | 1         | 0         | 2          | 0        | 0        | 0        |
| Dustin Boyd       | 1        | 0        | 0         | 0         | 0         | 0         | 0        | 0        | 0        | Mathieu Darche     | 1        | 0        | 0         | 2         | -3        | 0          | 0        | 0        | 0        |
| Craig Conroy      | 1        | 0        | 0         | 2         | 0         | 0         | 0        | 0        | 0        | Marc Denis         | 1        | 0        | 0         | 0         | 0         | 0          | 0        | 0        | 0        |
| Anders Eriksson   | 1        | 0        | 0         | 0         | 0         | 1         | 0        | 0        | 0        | Chris Gratton      | 1        | 0        | 0         | 0         | 4         | -1         | 0        | 0        | 0        |
| Eric Godard       | 1        | 0        | 0         | 0         | 0         | -1        | 0        | 0        | 0        | Jan Hlavac         | 1        | 0        | 0         | 0         | 0         | -2         | 0        | 0        | 0        |
| David Hale        | 1        | 0        | 0         | 0         | 0         | 0         | 0        | 0        | 0        | Johan Holmqvist    | 1        | 0        | 0         | 0         | 0         | 0          | 0        | 0        | 0        |
| Matthew Lombardi  | 1        | 0        | 0         | 0         | 0         | -1        | 0        | 0        | 0        | Doug Janik         | 1        | 0        | 0         | 0         | 0         | -1         | 0        | 0        | 0        |
| Eric Nystrom      | 1        | 0        | 0         | 0         | 0         | -1        | 0        | 0        | 0        | Andreas Karlsson   | 1        | 0        | 0         | 0         | 2         | 0          | 0        | 0        | 0        |
| Robyn Regehr      | 1        | 0        | 0         | 0         | 2         | 3         | 0        | 0        | 0        | Filip Kuba         | 1        | 0        | 0         | 0         | 0         | -5         | 0        | 0        | 0        |
| Cory Sarich       | 1        | 0        | 0         | 0         | 0         | 1         | 0        | 0        | 0        | Brad Lukowich      | 1        | 0        | 0         | 0         | 0         | -1         | 0        | 0        | 0        |
| Mark Smith        | 1        | 0        | 0         | 0         | 0         | -2        | 0        | 0        | 0        | Mike Lundin        | 1        | 0        | 0         | 0         | 0         | 3          | 0        | 0        | 0        |
| Alex Tanguay      | 1        | 0        | 0         | 0         | 2         | 0         | 0        | 0        | 0        | Paul Ranger        | 1        | 0        | 0         | 0         | 0         | -5         | 0        | 0        | 0        |
| Stephane Yelle    | 1        | 0        | 0         | 0         | 0         | -1        | 0        | 0        | 0        | Nick Tarnasky      | 1        | 0        | 0         | 0         | 0         | 0          | 0        | 0        | 0        |
| <b>TOTALS</b>     | <b>1</b> | <b>9</b> | <b>11</b> | <b>20</b> | <b>12</b> | <b>15</b> | <b>2</b> | <b>0</b> | <b>1</b> | <b>TOTALS</b>      | <b>1</b> | <b>6</b> | <b>10</b> | <b>16</b> | <b>20</b> | <b>-17</b> | <b>2</b> | <b>1</b> | <b>0</b> |

| Goaltenders                 | GP       | MP        | GA       | EN       | SO       | SVS       | AVG         | SAVE %      | Goaltenders                | GP       | MP        | GA       | EN       | SO       | SVS       | AVG         | SAVE %      |
|-----------------------------|----------|-----------|----------|----------|----------|-----------|-------------|-------------|----------------------------|----------|-----------|----------|----------|----------|-----------|-------------|-------------|
| Miikka Kiprusoff (1-0-0-0)1 | 60       | 6         | 0        | 0        | 25       | 6.00      | 80.6        |             | Marc Denis (0-1-0-0)       | 1        | 46        | 4        | 1        | 0        | 21        | 5.21        | 84.0        |
|                             |          |           |          |          |          |           |             |             | Johan Holmqvist (0-0-0-0)1 | 13       | 4         | 0        | 0        | 2        | 18.34     | 33.3        |             |
| <b>TOTALS</b>               | <b>1</b> | <b>60</b> | <b>6</b> | <b>0</b> | <b>0</b> | <b>25</b> | <b>6.00</b> | <b>80.6</b> | <b>TOTALS</b>              | <b>1</b> | <b>60</b> | <b>8</b> | <b>1</b> | <b>0</b> | <b>23</b> | <b>9.00</b> | <b>71.9</b> |

|           | POWERPLAY |     |     | HOME |     |      | ROAD |     |      | OVERALL |  |  |
|-----------|-----------|-----|-----|------|-----|------|------|-----|------|---------|--|--|
|           | ADV       | PPG | PCT | ADV  | PPG | PCT  | ADV  | PPG | PP % | PK %    |  |  |
| CALGARY   | 0         | 0   | 0.0 | 4    | 2   | 50.0 | 4    | 2   | 50.0 | 60.0    |  |  |
| Tampa Bay | 0         | 0   | 0.0 | 5    | 2   | 40.0 | 5    | 2   | 40.0 | 50.0    |  |  |

**ALL-TIME: 6-4-0-1-0 at Calgary; 5-5-1-0-0 at Tampa Bay**

**LAST WIN: in CALGARY Jan. 22, 2003 in TAMPA BAY Dec. 13, 2007**



# FLAMES vs VANCOUVER



| DATE          | TEAMS                    | ATTND.   | WINNING GOAL        | GOALTENDERS                  |
|---------------|--------------------------|----------|---------------------|------------------------------|
| Oct. 6, 2007  | Vancouver 4 AT CALGARY 3 | OT 19289 | Daniel Sedin @ 4:55 | Luongo - Kiprusoff           |
| Nov. 8, 2007  | Vancouver 3 AT CALGARY 2 | 19289    | Alex Burrows        | Luongo - Kiprusoff           |
| Nov. 18 2007  | CALGARY 1 AT Vancouver 4 | 18630    | Willie Mitchell     | Kiprusoff - Luongo           |
| Dec. 27, 2007 | CALGARY 3 AT Vancouver 5 | 18630    | Henrik Sedin        | Kiprusoff/McEhinney - Luongo |
| Dec. 31, 2007 | Vancouver 1 AT CALGARY 2 | 19289    | Kristian Huselius   | Luongo - Kiprusoff           |
| Mar. 25, 2008 | Vancouver 2 AT CALGARY 3 | 19289    | Dion Phaneuf        | Luongo - Kiprusoff           |
| Mar. 30, 2008 | CALGARY 2 AT Vancouver 6 | 18630    | Trevor Linden       | Joseph/Kiprusoff - Luongo    |
| Apr.5, 2008   | CALGARY 7 AT Vancouver 1 | 18630    | Kristian Huselius   | Joseph - Luongo/Sanford      |

| 07-08     | GP | W | L | OTL | SHOL | PTS | GF | GA | PPG | SHG | PEN | PIM |
|-----------|----|---|---|-----|------|-----|----|----|-----|-----|-----|-----|
| CALGARY   | 8  | 3 | 4 | 1   | 0    | 7   | 23 | 26 | 7   | 0   | 55  | 140 |
| Vancouver | 8  | 5 | 3 | 0   | 0    | 10  | 26 | 23 | 10  | 0   | 51  | 124 |

### GOALS AND SHOTS BY PERIODS

|           | 1st     | 2nd     | 3rd    | OT    | TOTALS   | PCT  |
|-----------|---------|---------|--------|-------|----------|------|
| CALGARY   | 9 - 67  | 5 - 78  | 9 - 99 | 0 - 2 | 23 - 246 | 9.3  |
| Vancouver | 10 - 90 | 12 - 66 | 3 - 55 | 1 - 5 | 26 - 216 | 12.0 |

| CALGARY           | GP       | G         | A         | PTS       | PIM        | +/-      | PPG      | SHG      | ENG      | VANCOUVER        | GP       | G         | A         | PTS       | PIM        | +/-      | PPG       | SHG      | EN       |
|-------------------|----------|-----------|-----------|-----------|------------|----------|----------|----------|----------|------------------|----------|-----------|-----------|-----------|------------|----------|-----------|----------|----------|
| Jarome Iginla     | 8        | 3         | 6         | 9         | 16         | 1        | 1        | 0        | 0        | Daniel Sedin     | 8        | 4         | 6         | 10        | 0          | 0        | 1         | 0        | 0        |
| Daymond Langkow   | 8        | 3         | 5         | 8         | 3          | 0        | 2        | 2        | 0        | Henrik Sedin     | 8        | 2         | 8         | 10        | 6          | 1        | 1         | 0        | 0        |
| Alex Tanguay      | 8        | 1         | 5         | 6         | 6          | 1        | 0        | 0        | 0        | Markus Naslund   | 8        | 4         | 4         | 8         | 6          | 0        | 3         | 0        | 0        |
| Matthew Lombardi  | 8        | 2         | 3         | 5         | 6          | -3       | 2        | 0        | 0        | Taylor Pyatt     | 7        | 1         | 3         | 4         | 19         | 1        | 0         | 0        | 0        |
| Eric Nystrom      | 6        | 2         | 2         | 4         | 0          | -1       | 0        | 0        | 0        | Trevor Linden    | 6        | 2         | 1         | 3         | 4          | 3        | 0         | 0        | 0        |
| Kristian Huselius | 7        | 2         | 2         | 4         | 2          | -2       | 0        | 0        | 0        | Byron Ritchie    | 8        | 2         | 1         | 3         | 4          | 2        | 0         | 0        | 0        |
| Adrian Aucoin     | 7        | 1         | 3         | 4         | 0          | 1        | 0        | 0        | 0        | Brendan Morrison | 4        | 1         | 2         | 3         | 2          | -1       | 1         | 0        | 0        |
| Dion Phaneuf      | 8        | 1         | 3         | 4         | 23         | 1        | 1        | 0        | 0        | Willie Mitchell  | 8        | 1         | 2         | 3         | 4          | 0        | 0         | 0        | 0        |
| Wayne Primeau     | 5        | 0         | 4         | 4         | 4          | 5        | 0        | 0        | 0        | Kevin Bieksa     | 4        | 0         | 3         | 3         | 0          | -4       | 0         | 0        | 0        |
| David Moss        | 4        | 2         | 1         | 3         | 0          | 1        | 0        | 0        | 0        | Aaron Miller     | 5        | 0         | 3         | 3         | 2          | 4        | 0         | 0        | 0        |
| Anders Eriksson   | 8        | 1         | 2         | 3         | 4          | -4       | 1        | 0        | 0        | Ryan Kesler      | 7        | 0         | 3         | 3         | 4          | -1       | 0         | 0        | 0        |
| Robyn Regehr      | 8        | 0         | 3         | 3         | 8          | 0        | 0        | 0        | 0        | Sami Salo        | 5        | 2         | 0         | 2         | 4          | 3        | 2         | 0        | 0        |
| Owen Nolan        | 8        | 2         | 0         | 2         | 6          | 3        | 0        | 0        | 0        | Brad Isbister    | 7        | 2         | 0         | 2         | 2          | -2       | 0         | 0        | 0        |
| Craig Conroy      | 7        | 1         | 1         | 2         | 6          | -1       | 0        | 0        | 0        | Mason Raymond    | 2        | 1         | 1         | 2         | 0          | 2        | 0         | 0        | 0        |
| Cory Sarich       | 8        | 1         | 1         | 2         | 26         | 0        | 0        | 0        | 0        | Mattias Ohlund   | 3        | 1         | 1         | 2         | 7          | -1       | 1         | 0        | 0        |
| Dustin Boyd       | 5        | 1         | 0         | 1         | 2          | -3       | 0        | 0        | 0        | Ryan Shannon     | 4        | 1         | 1         | 2         | 2          | -2       | 1         | 0        | 0        |
| David Hale        | 4        | 0         | 1         | 1         | 5          | -1       | 0        | 0        | 0        | Alexander Edler  | 7        | 0         | 2         | 2         | 4          | 0        | 0         | 0        | 0        |
| Curtis McElhinney | 1        | 0         | 0         | 0         | 0          | 0        | 0        | 0        | 0        | Matt Pettinger   | 3        | 1         | 0         | 1         | 0          | -1       | 0         | 0        | 0        |
| Curtis Joseph     | 2        | 0         | 0         | 0         | 0          | 0        | 0        | 0        | 0        | Alex Burrows     | 8        | 1         | 0         | 1         | 20         | 1        | 0         | 0        | 0        |
| Rhett Warrenner   | 2        | 0         | 0         | 0         | 0          | -1       | 0        | 0        | 0        | Rick Rypien      | 1        | 0         | 1         | 1         | 0          | -1       | 0         | 0        | 0        |
| Jim Vandermeer    | 3        | 0         | 0         | 0         | 9          | 4        | 0        | 0        | 0        | Jason Jaffray    | 2        | 0         | 1         | 1         | 2          | 1        | 0         | 0        | 0        |
| Mark Smith        | 4        | 0         | 0         | 0         | 5          | 0        | 0        | 0        | 0        | Lukas Krajcek    | 4        | 0         | 1         | 1         | 4          | 0        | 0         | 0        | 0        |
| Eric Godard       | 6        | 0         | 0         | 0         | 8          | -2       | 0        | 0        | 0        | Mike Weaver      | 7        | 0         | 1         | 1         | 2          | 0        | 0         | 0        | 0        |
| Marcus Nilson     | 6        | 0         | 0         | 0         | 0          | 0        | 0        | 0        | 0        | Roberto Luongo   | 8        | 0         | 1         | 1         | 0          | 0        | 0         | 0        | 0        |
| Miikka Kiprusoff  | 7        | 0         | 0         | 0         | 2          | 0        | 0        | 0        | 0        | Jannik Hansen    | 1        | 0         | 0         | 0         | 2          | 0        | 0         | 0        | 0        |
| Stephane Yelle    | 7        | 0         | 0         | 0         | 0          | -1       | 0        | 0        | 0        | Curtis Sanford   | 1        | 0         | 0         | 0         | 0          | 0        | 0         | 0        | 0        |
| Bench             |          |           |           |           | 2          |          |          |          |          | Mike Brown       | 2        | 0         | 0         | 0         | 9          | -1       | 0         | 0        | 0        |
| <b>TOTALS</b>     | <b>8</b> | <b>23</b> | <b>42</b> | <b>65</b> | <b>140</b> | <b>0</b> | <b>7</b> | <b>0</b> | <b>0</b> | Nathan McIver    | 2        | 0         | 0         | 0         | 2          | -2       | 0         | 0        | 0        |
|                   |          |           |           |           |            |          |          |          |          | Luc Bourdon      | 4        | 0         | 0         | 0         | 2          | 0        | 0         | 0        | 0        |
|                   |          |           |           |           |            |          |          |          |          | Matt Cooke       | 5        | 0         | 0         | 0         | 7          | -3       | 0         | 0        | 0        |
|                   |          |           |           |           |            |          |          |          |          | Jeff Cowan       | 5        | 0         | 0         | 0         | 2          | 1        | 0         | 0        | 0        |
|                   |          |           |           |           |            |          |          |          |          | Bench            |          |           |           |           | 4          |          |           |          |          |
|                   |          |           |           |           |            |          |          |          |          | <b>TOTALS</b>    | <b>8</b> | <b>26</b> | <b>46</b> | <b>72</b> | <b>124</b> | <b>0</b> | <b>10</b> | <b>0</b> | <b>0</b> |

| Goaltenders                 | GP       | MP         | GA        | EN       | SO       | SVS        | AVG         | SAVE        | % | Goaltenders              | GP       | MP         | GA        | EN       | SO       | SVS        | AVG         | SAVE        | % |
|-----------------------------|----------|------------|-----------|----------|----------|------------|-------------|-------------|---|--------------------------|----------|------------|-----------|----------|----------|------------|-------------|-------------|---|
| Curtis McElhinney (0-0-0-0) | 1        | 13         | 0         | 0        | 0        | 0          | 0.00        | 0.0         |   | Roberto Luongo (5-3-0-0) | 8        | 442        | 19        | 0        | 0        | 208        | 2.58        | 91.6        |   |
| Curtis Joseph (1-0-0-0)     | 2        | 93         | 3         | 0        | 0        | 45         | 1.93        | 93.8        |   | Curtis Sanford (0-0-0-0) | 1        | 40         | 4         | 0        | 0        | 15         | 6.00        | 78.9        |   |
| Miikka Kiprusoff (2-4-1-0)  | 7        | 378        | 23        | 0        | 0        | 145        | 3.65        | 86.3        |   | <b>TOTALS</b>            | <b>8</b> | <b>485</b> | <b>23</b> | <b>0</b> | <b>0</b> | <b>223</b> | <b>2.85</b> | <b>90.7</b> |   |
| <b>TOTALS</b>               | <b>8</b> | <b>485</b> | <b>26</b> | <b>0</b> | <b>0</b> | <b>190</b> | <b>3.22</b> | <b>88.0</b> |   |                          |          |            |           |          |          |            |             |             |   |

|           | HOME |     |      | ROAD |     |      | OVERALL |     |      |      |
|-----------|------|-----|------|------|-----|------|---------|-----|------|------|
|           | ADV  | PPG | PCT  | ADV  | PPG | PCT  | ADV     | PPG | PP % | PK % |
| CALGARY   | 21   | 4   | 19.0 | 17   | 3   | 17.6 | 38      | 7   | 18.4 | 76.7 |
| Vancouver | 22   | 6   | 27.3 | 21   | 4   | 19.0 | 43      | 10  | 23.3 | 81.6 |

ALL-TIME: 63-31-15-1-0 at Calgary; 50-39-19-3-0 at Vancouver

LAST WIN: in CALGARY Mar. 25, 2008 in Vancouver Apr. 5, 2008



# FLAMES vs WASHINGTON *capitals*

| DATE          | TEAMS                     | ATTND. | W/T GOAL           | GOALTENDERS        |
|---------------|---------------------------|--------|--------------------|--------------------|
| Mar. 12, 2008 | CALGARY 2 AT Washington 3 | 17560  | Alexander Ovechkin | Kiprusoff - Kolzig |

| 07-08      | GP | W | L | OTL | SHOL | PTS | GF | GA | PPG | SHG | PEN | PIM |
|------------|----|---|---|-----|------|-----|----|----|-----|-----|-----|-----|
| CALGARY    | 1  | 0 | 1 | 0   | 0    | 0   | 2  | 3  | 2   | 0   | 8   | 19  |
| Washington | 1  | 1 | 0 | 0   | 0    | 2   | 3  | 2  | 2   | 0   | 5   | 13  |

## GOALS AND SHOTS BY PERIODS

|            | 1st    | 2nd    | 3rd   | OT    | TOTALS | PCT |
|------------|--------|--------|-------|-------|--------|-----|
| CALGARY    | 1 - 17 | 1 - 7  | 0 - 2 | 0 - 0 | 2 - 26 | 7.7 |
| Washington | 1 - 8  | 1 - 18 | 1 - 8 | 0 - 0 | 3 - 34 | 8.8 |

| CALGARY           | GP       | G        | A        | PTS      | PIM       | +/-       | PPG      | SHG      | ENG      | WASHINGTON         | GP       | G        | A        | PTS      | PIM       | +/-      | PPG      | SHG      | EN       |
|-------------------|----------|----------|----------|----------|-----------|-----------|----------|----------|----------|--------------------|----------|----------|----------|----------|-----------|----------|----------|----------|----------|
| Jarome Iginla     | 1        | 1        | 1        | 2        | 0         | -1        | 1        | 0        | 0        | Alexander Ovechkin | 1        | 2        | 0        | 2        | 0         | 1        | 2        | 0        | 0        |
| Dion Phaneuf      | 1        | 0        | 2        | 2        | 2         | -1        | 0        | 0        | 0        | Mike Green         | 1        | 0        | 2        | 2        | 0         | 0        | 0        | 0        | 0        |
| Kristian Huselius | 1        | 1        | 0        | 1        | 4         | -1        | 1        | 0        | 0        | Viktor Kozlov      | 1        | 1        | 0        | 1        | 0         | 1        | 0        | 0        | 0        |
| Adrian Aucoin     | 1        | 0        | 0        | 0        | 0         | 0         | 0        | 0        | 0        | Nicklas Backstrom  | 1        | 0        | 1        | 1        | 0         | 1        | 0        | 0        | 0        |
| Dustin Boyd       | 1        | 0        | 0        | 0        | 0         | 0         | 0        | 0        | 0        | Eric Fehr          | 1        | 0        | 1        | 1        | 0         | 0        | 0        | 0        | 0        |
| Craig Conroy      | 1        | 0        | 0        | 0        | 0         | 0         | 0        | 0        | 0        | Jeff Schultz       | 1        | 0        | 1        | 1        | 0         | 1        | 0        | 0        | 0        |
| Eric Godard       | 1        | 0        | 0        | 0        | 5         | 0         | 0        | 0        | 0        | Alexander Semin    | 1        | 0        | 1        | 1        | 0         | 0        | 0        | 0        | 0        |
| David Hale        | 1        | 0        | 0        | 0        | 0         | 0         | 0        | 0        | 0        | Matt Bradley       | 1        | 0        | 0        | 0        | 2         | 0        | 0        | 0        | 0        |
| Mikikka Kiprusoff | 1        | 0        | 0        | 0        | 2         | 0         | 0        | 0        | 0        | Donald Brashear    | 1        | 0        | 0        | 0        | 0         | 0        | 0        | 0        | 0        |
| Daymond Langkow   | 1        | 0        | 0        | 0        | 0         | -1        | 0        | 0        | 0        | Matt Cooke         | 1        | 0        | 0        | 0        | 0         | 0        | 0        | 0        | 0        |
| Matthew Lombardi  | 1        | 0        | 0        | 0        | 2         | 0         | 0        | 0        | 0        | John Erskine       | 1        | 0        | 0        | 0        | 7         | 0        | 0        | 0        | 0        |
| Marcus Nilson     | 1        | 0        | 0        | 0        | 0         | 0         | 0        | 0        | 0        | Sergei Fedorov     | 1        | 0        | 0        | 0        | 0         | 0        | 0        | 0        | 0        |
| Owen Nolan        | 1        | 0        | 0        | 0        | 2         | 0         | 0        | 0        | 0        | Tomas Fleischmann  | 1        | 0        | 0        | 0        | 0         | 0        | 0        | 0        | 0        |
| Wayne Primeau     | 1        | 0        | 0        | 0        | 0         | 0         | 0        | 0        | 0        | Boyd Gordon        | 1        | 0        | 0        | 0        | 0         | 0        | 0        | 0        | 0        |
| Robyn Regehr      | 1        | 0        | 0        | 0        | 0         | 0         | 0        | 0        | 0        | Milan Jurcina      | 1        | 0        | 0        | 0        | 2         | 0        | 0        | 0        | 0        |
| Cory Sarich       | 1        | 0        | 0        | 0        | 2         | 0         | 0        | 0        | 0        | Olaf Kolzig        | 1        | 0        | 0        | 0        | 0         | 0        | 0        | 0        | 0        |
| Alex Tanguay      | 1        | 0        | 0        | 0        | 0         | 0         | 0        | 0        | 0        | Brooks Laich       | 1        | 0        | 0        | 0        | 0         | 0        | 0        | 0        | 0        |
| Jim Vandermeer    | 1        | 0        | 0        | 0        | 0         | -1        | 0        | 0        | 0        | Shaone Morrisson   | 1        | 0        | 0        | 0        | 2         | 0        | 0        | 0        | 0        |
| Stephane Yelle    | 1        | 0        | 0        | 0        | 0         | 0         | 0        | 0        | 0        | Tom Poti           | 1        | 0        | 0        | 0        | 0         | 1        | 0        | 0        | 0        |
| <b>TOTALS</b>     | <b>1</b> | <b>2</b> | <b>3</b> | <b>5</b> | <b>19</b> | <b>-5</b> | <b>2</b> | <b>0</b> | <b>0</b> | <b>TOTALS</b>      | <b>1</b> | <b>3</b> | <b>6</b> | <b>9</b> | <b>13</b> | <b>5</b> | <b>2</b> | <b>0</b> | <b>0</b> |


| Goaltenders                 | GP       | MP        | GA       | EN       | SO       | SVS       | AVG         | SAVE %      | Goaltenders           | GP       | MP        | GA       | EN       | SO       | SVS       | AVG         | SAVE %      |
|-----------------------------|----------|-----------|----------|----------|----------|-----------|-------------|-------------|-----------------------|----------|-----------|----------|----------|----------|-----------|-------------|-------------|
| Mikikka Kiprusoff (0-1-0-0) | 1        | 59        | 3        | 0        | 0        | 31        | 3.05        | 91.2        | Olaf Kolzig (1-0-0-0) | 1        | 60        | 2        | 0        | 0        | 24        | 2.00        | 92.3        |
| <b>TOTALS</b>               | <b>1</b> | <b>60</b> | <b>3</b> | <b>0</b> | <b>0</b> | <b>31</b> | <b>3.00</b> | <b>91.2</b> | <b>TOTALS</b>         | <b>1</b> | <b>60</b> | <b>2</b> | <b>0</b> | <b>0</b> | <b>24</b> | <b>2.00</b> | <b>92.3</b> |

| POWERPLAY  | HOME |     |     | ROAD |     |      | OVERALL |     |      |      |
|------------|------|-----|-----|------|-----|------|---------|-----|------|------|
|            | ADV  | PPG | PCT | ADV  | PPG | PCT  | ADV     | PPG | PP % | PK % |
| CALGARY    | 0    | 0   | 0.0 | 4    | 2   | 50.0 | 4       | 2   | 50.0 | 71.4 |
| Washington | 0    | 0   | 0.0 | 7    | 2   | 28.6 | 7       | 2   | 28.6 | 50.0 |

ALL-TIME: 24-8-7-0-0 at Calgary; 14-22-6-0-0 at Washington

LAST WIN: in CALGARY Mar. 26, 1998 in Washington Mar. 13, 1999





# ALL TIME TEAM RECORDS

WE  
ARE

The logo for 'C of RED' features a stylized red 'C' with a flame-like top, followed by the text 'of RED' in a bold, italicized font.

# ALL TIME RECORDS

## OVERALL

| SEASON        | GP          | W           | L           | T          | OTL       | PTS         | GF          | GA          | %           |
|---------------|-------------|-------------|-------------|------------|-----------|-------------|-------------|-------------|-------------|
| 2007-08       | 82          | 42          | 30          | -          | 10        | 94          | 229         | 227         | .573        |
| 2006-07       | 82          | 43          | 29          | -          | 10        | 96          | 258         | 226         | .585        |
| 2005-06       | 82          | 46          | 25          | -          | 11        | 103         | 218         | 200         | .628        |
| 2003-04       | 82          | 42          | 30          | 7          | 3         | 94          | 200         | 176         | .573        |
| 2002-03       | 82          | 29          | 36          | 13         | 4         | 75          | 186         | 228         | .457        |
| 2001-02       | 82          | 32          | 35          | 12         | 3         | 79          | 201         | 220         | .482        |
| 2000-01       | 82          | 27          | 36          | 15         | 4         | 73          | 197         | 236         | .445        |
| 1999-00       | 82          | 31          | 36          | 10         | 5         | 77          | 211         | 256         | .470        |
| 1998-99       | 82          | 30          | 40          | 12         | -         | 72          | 211         | 234         | .439        |
| 1997-98       | 82          | 26          | 41          | 15         | -         | 67          | 217         | 252         | .409        |
| 1996-97       | 82          | 32          | 41          | 9          | -         | 73          | 214         | 239         | .445        |
| 1995-96       | 82          | 34          | 37          | 11         | -         | 79          | 241         | 240         | .482        |
| 1994-95       | 48          | 24          | 17          | 7          | -         | 55          | 163         | 135         | .573        |
| 1993-94       | 84          | 42          | 29          | 13         | -         | 97          | 302         | 256         | .577        |
| 1992-93       | 84          | 43          | 30          | 11         | -         | 97          | 322         | 282         | .577        |
| 1991-92       | 80          | 31          | 37          | 12         | -         | 74          | 296         | 305         | .463        |
| 1990-91       | 80          | 46          | 26          | 8          | -         | 100         | 344         | 263         | .625        |
| 1989-90       | 80          | 42          | 23          | 15         | -         | 99          | 348         | 265         | .619        |
| 1988-89       | 80          | *54         | *17         | 9          | -         | *117        | 354         | *226        | *.731       |
| 1987-88       | 80          | 48          | 23          | 9          | -         | 105         | *397        | 305         | .656        |
| 1986-87       | 80          | 46          | 31          | 3          | -         | 95          | 318         | 289         | .594        |
| 1985-86       | 80          | 40          | 31          | 9          | -         | 89          | 354         | 315         | .556        |
| 1984-85       | 80          | 41          | 27          | 12         | -         | 94          | 363         | 302         | .588        |
| 1983-84       | 80          | 34          | 32          | 14         | -         | 82          | 311         | 314         | .513        |
| 1982-83       | 80          | 32          | 34          | 14         | -         | 78          | 321         | 317         | .488        |
| 1981-82       | 80          | 29          | 34          | 17         | -         | 75          | 334         | 345         | .469        |
| 1980-81       | 80          | 39          | 27          | 14         | -         | 92          | 329         | 298         | .575        |
| 1979-80       | 80          | 35          | 32          | 13         | -         | 83          | 282         | 269         | .519        |
| 1978-79       | 80          | 41          | 31          | 8          | -         | 90          | 327         | 280         | .563        |
| 1977-78       | 80          | 34          | 27          | *19        | -         | 87          | 274         | 252         | .544        |
| 1976-77       | 80          | 34          | 34          | 12         | -         | 80          | 264         | 265         | .500        |
| 1975-76       | 80          | 35          | 33          | 12         | -         | 82          | 262         | 237         | .513        |
| 1974-75       | 80          | 34          | 31          | 15         | -         | 83          | 243         | 233         | .519        |
| 1973-74       | 78          | 30          | 34          | 14         | -         | 74          | 214         | 238         | .474        |
| 1972-73       | 78          | 25          | 38          | 15         | -         | 65          | 191         | 239         | .417        |
| <b>TOTALS</b> | <b>2714</b> | <b>1227</b> | <b>1069</b> | <b>379</b> | <b>39</b> | <b>2872</b> | <b>9278</b> | <b>8764</b> | <b>.529</b> |

(\*Team Full Season Record)

# ALL TIME RECORDS

**HOME**

| SEASON        | GP          | W          | L          | T          | OTL       | PTS         | GF          | GA          | %           |
|---------------|-------------|------------|------------|------------|-----------|-------------|-------------|-------------|-------------|
| 2007-08       | 41          | 21         | 11         | 0          | 9         | 51          | 112         | 101         | .622        |
| 2006-07       | 41          | 30         | 9          | 0          | 2         | 62          | 144         | 92          | .756        |
| 2005-06       | 41          | 30         | 7          | -          | 4         | 64          | 108         | *73         | *.780       |
| 2003-04       | 41          | 21         | 14         | 5          | *1        | 48          | 93          | 85          | .585        |
| 2002-03       | 41          | 14         | 16         | *10        | *1        | 39          | 95          | 111         | .476        |
| 2001-02       | 41          | 20         | 14         | 5          | 2         | 47          | 103         | 100         | .573        |
| 2000-01       | 41          | 12         | 18         | 9          | 2         | 35          | 94          | 110         | .427        |
| 1999-00       | 41          | 20         | 14         | 6          | *1        | 47          | 119         | 124         | .573        |
| 1998-99       | 41          | 15         | 20         | 6          | -         | 36          | 103         | 110         | .439        |
| 1997-98       | 41          | 18         | 17         | 6          | -         | 42          | 118         | 118         | .512        |
| 1996-97       | 41          | 21         | 18         | 2          | -         | 44          | 121         | 121         | .537        |
| 1995-96       | 41          | 18         | 18         | 5          | -         | 41          | 114         | 103         | .500        |
| 1994-95       | 24          | 15         | 7          | 2          | -         | 32          | 90          | 68          | .667        |
| 1993-94       | 42          | 25         | 12         | 5          | -         | 55          | 156         | 116         | .655        |
| 1992-93       | 42          | 23         | 14         | 5          | -         | 51          | 175         | 139         | .607        |
| 1991-92       | 40          | 19         | 14         | 7          | -         | 45          | 174         | 140         | .563        |
| 1990-91       | 40          | 29         | 8          | 3          | -         | 61          | 194         | 115         | .763        |
| 1989-90       | 40          | 28         | 7          | 5          | -         | 61          | 207         | 131         | .763        |
| 1988-89       | 40          | *32        | *4         | 4          | -         | *68         | 200         | 103         | .850        |
| 1987-88       | 40          | 26         | 11         | 3          | -         | 55          | *217        | 144         | .688        |
| 1986-87       | 40          | 25         | 13         | 2          | -         | 52          | 162         | 128         | .650        |
| 1985-86       | 40          | 23         | 11         | 6          | -         | 52          | 195         | 154         | .650        |
| 1984-85       | 40          | 23         | 11         | 6          | -         | 52          | 199         | 134         | .650        |
| 1983-84       | 40          | 22         | 11         | 7          | -         | 51          | 186         | 146         | .638        |
| 1982-83       | 40          | 21         | 12         | 7          | -         | 49          | 176         | 137         | .613        |
| 1981-82       | 40          | 20         | 11         | 9          | -         | 49          | 192         | 141         | .613        |
| 1980-81       | 40          | 25         | 5          | *10        | -         | 60          | 198         | 127         | .750        |
| 1979-80       | 40          | 18         | 15         | 7          | -         | 43          | 147         | 132         | .538        |
| 1978-79       | 40          | 25         | 11         | 4          | -         | 54          | 179         | 126         | .675        |
| 1977-78       | 40          | 20         | 13         | 7          | -         | 47          | 152         | 132         | .588        |
| 1976-77       | 40          | 22         | 11         | 7          | -         | 51          | 151         | 111         | .638        |
| 1975-76       | 40          | 19         | 14         | 7          | -         | 45          | 138         | 98          | .563        |
| 1974-75       | 40          | 24         | 9          | 7          | -         | 55          | 150         | 96          | .688        |
| 1973-74       | 39          | 17         | 15         | 7          | -         | 41          | 121         | 115         | .526        |
| 1972-73       | 39          | 16         | 16         | 7          | -         | 39          | 106         | 105         | .500        |
| <b>TOTALS</b> | <b>1398</b> | <b>757</b> | <b>431</b> | <b>188</b> | <b>22</b> | <b>1724</b> | <b>5189</b> | <b>4085</b> | <b>.617</b> |

**AWAY**

| SEASON        | GP          | W          | L          | T          | OTL       | PTS         | GF          | GA          | %           |
|---------------|-------------|------------|------------|------------|-----------|-------------|-------------|-------------|-------------|
| 2007-08       | 41          | 21         | 19         | 0          | 1         | 43          | 117         | 126         | .524        |
| 2006-07       | 41          | 13         | 20         | 0          | 8         | 34          | 114         | 134         | .415        |
| 2005-06       | 41          | 16         | 18         | -          | 7         | 39          | 110         | 127         | .476        |
| 2003-04       | 41          | 21         | 16         | 2          | 2         | 46          | 107         | *91         | .561        |
| 2002-03       | 41          | 15         | 20         | 3          | 3         | 36          | 91          | 117         | .439        |
| 2001-02       | 41          | 12         | 21         | 7          | 1         | 32          | 98          | 120         | .390        |
| 2000-01       | 41          | 15         | 18         | 6          | 2         | 38          | 102         | 126         | .463        |
| 1999-00       | 41          | 11         | 22         | 4          | 4         | 30          | 92          | 132         | .366        |
| 1998-99       | 41          | 15         | 20         | 6          | -         | 36          | 108         | 124         | .439        |
| 1997-98       | 41          | 8          | 24         | 9          | -         | 25          | 99          | 134         | .305        |
| 1996-97       | 41          | 11         | 23         | 7          | -         | 29          | 93          | 118         | .354        |
| 1995-96       | 41          | 16         | 19         | 6          | -         | 38          | 127         | 137         | .463        |
| 1994-95       | 24          | 9          | 10         | 5          | -         | 23          | 73          | 67          | .479        |
| 1993-94       | 42          | 17         | 17         | 8          | -         | 42          | 146         | 140         | .500        |
| 1992-93       | 42          | 20         | 16         | 6          | -         | 46          | 147         | 143         | .548        |
| 1991-92       | 40          | 12         | 23         | 5          | -         | 29          | 122         | 165         | .363        |
| 1990-91       | 40          | 17         | 18         | 5          | -         | 39          | 150         | 148         | .488        |
| 1989-90       | 40          | 14         | 16         | 10         | -         | 38          | 141         | 134         | .475        |
| 1988-89       | 40          | *22        | 13         | 5          | -         | 49          | 154         | 123         | .613        |
| 1987-88       | 40          | *22        | *12        | 6          | -         | *50         | *180        | 161         | *.625       |
| 1986-87       | 40          | 21         | 18         | 1          | -         | 43          | 156         | 161         | .538        |
| 1985-86       | 40          | 17         | 20         | 3          | -         | 37          | 159         | 161         | .463        |
| 1984-85       | 40          | 18         | 16         | 6          | -         | 42          | 164         | 168         | .525        |
| 1983-84       | 40          | 12         | 21         | 7          | -         | 31          | 125         | 168         | .388        |
| 1982-83       | 40          | 11         | 22         | 7          | -         | 29          | 145         | 180         | .363        |
| 1981-82       | 40          | 9          | 23         | 8          | -         | 26          | 142         | 204         | .325        |
| 1980-81       | 40          | 14         | 22         | 4          | -         | 32          | 131         | 171         | .400        |
| 1979-80       | 40          | 17         | 17         | 6          | -         | 40          | 135         | 137         | .500        |
| 1978-79       | 40          | 16         | 20         | 4          | -         | 36          | 148         | 154         | .450        |
| 1977-78       | 40          | 14         | 14         | *12        | -         | 40          | 122         | 120         | .500        |
| 1976-77       | 40          | 12         | 23         | 5          | -         | 29          | 113         | 154         | .363        |
| 1975-76       | 40          | 16         | 19         | 5          | -         | 37          | 124         | 139         | .463        |
| 1974-75       | 40          | 10         | 22         | 8          | -         | 28          | 93          | 137         | .350        |
| 1973-74       | 39          | 13         | 19         | 7          | -         | 33          | 93          | 123         | .423        |
| 1972-73       | 39          | 9          | 22         | 8          | -         | 26          | 85          | 134         | .333        |
| <b>TOTALS</b> | <b>1398</b> | <b>516</b> | <b>663</b> | <b>191</b> | <b>28</b> | <b>1251</b> | <b>4306</b> | <b>4878</b> | <b>.447</b> |

\*Team Full Season Record

# FLAMES OVERTIME RESULTS

## REGULAR SEASON OVERTIME RECORD

|                       | Overall 1983-2008 |             |             |             | 2007-08    |            |            |            |            |
|-----------------------|-------------------|-------------|-------------|-------------|------------|------------|------------|------------|------------|
|                       | GP                | W           | L           | T/SO        | GP         | W          | L          | SOW        | SOL        |
| Anaheim Ducks         | 244               | 49          | 49          | 146         | 20         | 4          | 1          | 8          | 7          |
| Atlanta Thrashers     | 149               | 36          | 32          | 81          | 23         | 6          | 2          | 9          | 6          |
| Boston Bruins         | 429               | 88          | 89          | 252         | 21         | 3          | 5          | 6          | 7          |
| Buffalo Sabres        | 392               | 70          | 70          | 252         | 21         | 5          | 3          | 4          | 9          |
| Carolina Hurricanes   | 374               | 74          | 79          | 221         | 13         | 5          | 3          | 2          | 3          |
| Calgary Flames        | 398               | 74          | 75          | 249         | 16         | 3          | 7          | 3          | 3          |
| Chicago Blackhawks    | 383               | 60          | 73          | 250         | 17         | 4          | 4          | 5          | 4          |
| Columbus Blue Jackets | 117               | 27          | 25          | 65          | 17         | 2          | 4          | 3          | 8          |
| Colorado Avalanche    | 363               | 66          | 65          | 232         | 18         | 4          | 4          | 7          | 3          |
| Dallas Stars          | 391               | 67          | 61          | 263         | 15         | 3          | 4          | 5          | 3          |
| Detroit Red Wings     | 378               | 84          | 57          | 237         | 14         | 2          | 2          | 5          | 5          |
| Edmonton Oilers       | 416               | 84          | 85          | 247         | 25         | 4          | 2          | 15         | 4          |
| Florida Panthers      | 280               | 38          | 70          | 172         | 18         | 4          | 3          | 5          | 6          |
| Los Angeles Kings     | 390               | 67          | 75          | 248         | 14         | 2          | 4          | 5          | 3          |
| Minnesota Wild        | 144               | 27          | 26          | 91          | 19         | 6          | 2          | 3          | 8          |
| Montreal Canadiens    | 387               | 68          | 83          | 236         | 20         | 5          | 4          | 5          | 6          |
| New Jersey Devils     | 398               | 81          | 69          | 248         | 22         | 7          | 3          | 8          | 4          |
| New York Islanders    | 375               | 72          | 76          | 227         | 19         | 5          | 6          | 5          | 3          |
| New York Rangers      | 389               | 74          | 78          | 237         | 25         | 4          | 4          | 8          | 9          |
| Nashville Predators   | 161               | 38          | 35          | 88          | 17         | 5          | 4          | 3          | 5          |
| Ottawa Senators       | 219               | 33          | 47          | 139         | 14         | 3          | 3          | 3          | 5          |
| Philadelphia Flyers   | 392               | 73          | 73          | 246         | 17         | 3          | 5          | 3          | 6          |
| Phoenix Coyotes       | 390               | 76          | 70          | 244         | 16         | 4          | 1          | 5          | 6          |
| Pittsburgh Penguins   | 367               | 84          | 73          | 210         | 16         | 1          | 4          | 7          | 4          |
| San Jose Sharks       | 241               | 43          | 53          | 145         | 19         | 3          | 4          | 6          | 6          |
| St. Louis Blues       | 408               | 80          | 74          | 254         | 17         | 1          | 8          | 3          | 5          |
| Tampa Bay Lightning   | 238               | 41          | 60          | 137         | 13         | 2          | 8          | 2          | 1          |
| Toronto Maple Leafs   | 354               | 83          | 63          | 208         | 19         | 5          | 7          | 3          | 4          |
| Vancouver Canucks     | 406               | 85          | 70          | 251         | 20         | 4          | 1          | 6          | 9          |
| Washington Capitals   | 353               | 74          | 61          | 218         | 19         | 7          | 4          | 4          | 4          |
| <b>Totals</b>         | <b>9926</b>       | <b>1916</b> | <b>1916</b> | <b>6094</b> | <b>544</b> | <b>116</b> | <b>116</b> | <b>156</b> | <b>156</b> |

## FLAMES VS. NHL IN OVERTIME/SHOOTOUT GAMES

(shootouts not included in OT stats)

| OPPONENT                 | HOME       |           |           | Shootout   |          |          | ROAD     |            |           | Shootout  |            |           | OVERALL  |          |            | Shootout  |           |            |           |          |           |
|--------------------------|------------|-----------|-----------|------------|----------|----------|----------|------------|-----------|-----------|------------|-----------|----------|----------|------------|-----------|-----------|------------|-----------|----------|-----------|
|                          | GP         | W         | L         | T          | GP       | W        | L        | GP         | W         | L         | T          | GP        | W        | L        | T          | GP        | W         | L          |           |          |           |
| Anaheim Ducks.....       | 3          | 1         | 1         | 1          | -        | -        | -        | 8          | -         | 2         | 6          | -         | -        | -        | 11         | 1         | 3         | 7          | -         | -        | -         |
| Atlanta Thrashers.....   | -          | -         | -         | -          | -        | -        | -        | 1          | -         | -         | 1          | -         | -        | -        | 1          | -         | -         | 1          | -         | -        | -         |
| Boston Bruins.....       | 4          | -         | 1         | 3          | -        | -        | -        | 4          | 1         | -         | 3          | -         | -        | -        | 8          | 1         | 175       | 6          | -         | -        | -         |
| Buffalo Sabres.....      | 5          | -         | 1         | 4          | -        | -        | -        | 3          | -         | 1         | 2          | 1         | -        | 1        | 8          | -         | 2         | 6          | 1         | -        | 1         |
| Carolina Hurricanes..... | 5          | 3         | -         | 2          | -        | -        | -        | 3          | -         | -         | 3          | -         | -        | -        | 8          | 3         | -         | 5          | -         | -        | -         |
| Calgary Flames.....      | -          | -         | -         | -          | -        | -        | -        | -          | -         | -         | -          | -         | -        | -        | -          | -         | -         | -          | -         | -        | -         |
| Chicago Blackhawks.13    | 3          | 2         | 8         | 1          | -        | 1        | 9        | 1          | 2         | 6         | -          | -         | -        | 22       | 4          | 4         | 14        | 1          | -         | 1        | -         |
| Columbus Blue Jackets2   | -          | 1         | 1         | 1          | -        | 1        | 2        | 1          | -         | 1         | 1          | -         | 1        | 4        | 1          | 1         | 2         | 2          | -         | 2        | -         |
| Colorado Avalanche...10  | 1          | 3         | 6         | -          | -        | -        | 14       | 1          | 1         | 12        | 2          | 1         | 1        | 24       | 2          | 4         | 18        | 2          | 1         | 1        | -         |
| Dallas Stars.....        | 14         | 3         | 3         | 8          | -        | -        | -        | 13         | 2         | 3         | 8          | -         | -        | 27       | 5          | 6         | 16        | -          | -         | -        | -         |
| Detroit Red Wings.....   | 8          | 2         | 3         | 3          | 1        | -        | 1        | 8          | -         | 1         | 7          | -         | -        | 16       | 2          | 4         | 10        | 1          | -         | 1        | -         |
| Edmonton Oilers.....     | 12         | 3         | 1         | 8          | 1        | -        | 1        | 11         | 1         | 3         | 7          | -         | -        | 23       | 4          | 4         | 15        | 1          | -         | 1        | -         |
| Florida Panthers.....    | 2          | 1         | -         | 1          | -        | -        | -        | 4          | 1         | -         | 3          | 1         | 1        | 6        | 2          | -         | 4         | 1          | 1         | -        | -         |
| Los Angeles Kings.....   | 14         | 4         | 4         | 6          | -        | -        | -        | 10         | 1         | 2         | 7          | 1         | -        | 1        | 24         | 5         | 6         | 13         | 1         | -        | 1         |
| Minnesota Wild.....      | 5          | -         | 1         | 4          | -        | -        | -        | 7          | 1         | 1         | 5          | 4         | 2        | 2        | 12         | 1         | 2         | 9          | 5         | 3        | 2         |
| Montreal Canadiens....   | 6          | 3         | -         | 3          | -        | -        | -        | 4          | -         | 4         | -          | -         | -        | 10       | 3          | -         | 7         | -          | -         | -        | -         |
| New Jersey Devils.....   | 8          | 1         | 1         | 6          | -        | -        | -        | 2          | 1         | -         | 1          | -         | -        | 10       | 2          | 1         | 7         | -          | -         | -        | -         |
| New York Islanders....   | 4          | -         | 1         | 3          | 1        | -        | 1        | 2          | 1         | -         | 1          | -         | -        | 6        | 1          | 1         | 4         | 1          | -         | 1        | -         |
| New York Rangers.....    | 5          | -         | 1         | 4          | -        | -        | -        | 4          | -         | 2         | 2          | -         | -        | 9        | -          | 3         | 6         | -          | -         | -        | -         |
| Nashville Predators....  | 8          | 3         | 2         | 3          | -        | -        | -        | 1          | -         | -         | 1          | -         | -        | 9        | 3          | 2         | 4         | -          | -         | -        | -         |
| Ottawa Senators.....     | 2          | 1         | -         | 1          | -        | -        | -        | 4          | 1         | -         | 3          | -         | -        | 6        | 2          | -         | 4         | -          | -         | -        | -         |
| Philadelphia Flyers..... | 3          | -         | 1         | 2          | -        | -        | -        | 7          | 3         | 1         | 3          | 1         | -        | 10       | 3          | 2         | 5         | 1          | -         | 1        | -         |
| Phoenix Coyotes.....     | 16         | 3         | 3         | 10         | 1        | 1        | -        | 14         | 1         | 4         | 9          | -         | -        | 30       | 4          | 7         | 19        | 1          | 1         | -        | -         |
| Pittsburgh Penguins...5  | -          | -         | 5         | 1          | -        | 1        | 3        | -          | -         | 3         | -          | -         | -        | 8        | -          | -         | 8         | 1          | -         | 1        | -         |
| San Jose Sharks.....     | 8          | 2         | 2         | 4          | -        | -        | -        | 8          | 3         | -         | 5          | 1         | -        | 16       | 5          | 2         | 9         | 1          | -         | 1        | -         |
| St. Louis Blues.....     | 8          | 3         | 2         | 3          | 1        | 1        | -        | 10         | -         | 3         | 7          | 1         | -        | 18       | 3          | 5         | 10        | 2          | 1         | 1        | -         |
| Tampa Bay Lightning...4  | 2          | 2         | -         | 2          | -        | -        | -        | 2          | -         | 1         | 1          | -         | -        | 6        | 2          | 3         | 1         | -          | -         | -        | -         |
| Toronto Maple Leafs...8  | 3          | 2         | 3         | -          | -        | -        | -        | 7          | 2         | 2         | 3          | -         | -        | 15       | 5          | 4         | 6         | -          | -         | -        | -         |
| Vancouver Canucks...17   | 6          | 1         | 10        | -          | -        | -        | -        | 21         | 2         | 5         | 14         | 1         | 1        | 38       | 8          | 6         | 24        | 1          | 1         | -        | -         |
| Washington Capitals...7  | 1          | -         | 6         | -          | -        | -        | -        | 6          | 1         | 2         | 3          | -         | -        | 13       | 2          | 2         | 9         | -          | -         | -        | -         |
| <b>Total.....</b>        | <b>206</b> | <b>49</b> | <b>39</b> | <b>118</b> | <b>8</b> | <b>2</b> | <b>6</b> | <b>192</b> | <b>25</b> | <b>36</b> | <b>131</b> | <b>15</b> | <b>5</b> | <b>9</b> | <b>398</b> | <b>74</b> | <b>75</b> | <b>249</b> | <b>23</b> | <b>8</b> | <b>15</b> |

# FLAMES OVERTIME RESULTS

## FLAMES YEAR-BY-YEAR OVERTIME

| SEASON        | HOME       |                    | ROAD       |                    | OVERALL    |                     |
|---------------|------------|--------------------|------------|--------------------|------------|---------------------|
|               | GP         | W-L-T-SOL          | GP         | W-L-T-SOL          | GP         | W-L-T-SOL           |
| 2007-08       | 10         | 1-7-0-2            | 6          | 5-0-0-1            | 16         | 6-7-0-3             |
| 2006-07       | 5          | 3-1-0-1            | 9          | 1-4-0-4            | 14         | 4-5-0-5             |
| 2005-06       | 6          | 2-1-0-3            | 9          | 2-3-0-4            | 15         | 4-4-0-7             |
| 2003-04       | 8          | 2-1-5              | 5          | 1-2-2              | 13         | 3-3-7               |
| 2002-03       | 16         | 5-1-1-10           | 7          | 1-3-3              | 23         | 6-4-13              |
| 2001-02       | 7          | 0-2-5              | 10         | 2-1-7              | 17         | 2-3-12              |
| 2000-01       | 13         | 2-2-9              | 9          | 1-2-6              | 22         | 3-4-15              |
| 1999-00       | 13         | 6-1-6              | 13         | 5-4-4              | 26         | *11-5-10            |
| 1998-99       | 9          | 2-1-6              | 7          | 1-0-6              | 16         | 3-1-12              |
| 1997-98       | 11         | 4-1-6              | 11         | 0-2-9              | 22         | 4-3-15              |
| 1996-97       | 7          | 2-3-2              | 9          | 1-1-7              | 16         | 3-4-9               |
| 1995-96       | 9          | 2-2-5              | 7          | 0-1-6              | 16         | 2-3-11              |
| 1994-95       | 4          | 1-1-2              | 5          | 0-0-5              | 9          | 1-1-7               |
| 1993-94       | 8          | 2-1-5              | 10         | 1-1-8              | 18         | 3-2-13              |
| 1992-93       | 11         | 3-3-5              | 8          | 1-1-6              | 19         | 4-4-11              |
| 1991-92       | 11         | 1-3-7              | 8          | 1-2-5              | 19         | 2-5-12              |
| 1990-91       | 8          | 3-2-3              | 7          | 0-2-5              | 15         | 3-4-8               |
| 1989-90       | 10         | 3-2-5              | 11         | 0-1-10             | 21         | 3-3-15              |
| 1988-89       | 7          | 2-1-4              | 10         | 3-2-5              | 17         | 5-3-9               |
| 1987-88       | 6          | 1-2-3              | 8          | 1-1-6              | 14         | 2-3-9               |
| 1986-87       | 2          | 0-0-2              | 2          | 1-0-1              | 4          | 1-0-3               |
| 1985-86       | 8          | 1-1-6              | 4          | 0-1-3              | 12         | 1-2-9               |
| 1984-85       | 7          | 1-0-6              | 7          | 0-1-6              | 14         | 1-1-12              |
| 1983-84       | 9          | 2-0-7              | 9          | 2-0-7              | 18         | 4-0-14              |
| <b>TOTALS</b> | <b>205</b> | <b>51-39-109-6</b> | <b>192</b> | <b>30-36-117-9</b> | <b>383</b> | <b>81-75-228-15</b> |

(\*11 OT wins **NHL Record**, \*\* Numbers in bold were T from previous years)

## FLAMES PLAYOFF OVERTIME GAMES

| DATE           | OPPOSITION      | SCORE | SCORER            | TIME  |
|----------------|-----------------|-------|-------------------|-------|
| April 22, 2007 | Vs. Detroit     | 1-2 L | Johan Franzen     | 24:23 |
| April 21, 2006 | Vs. Anaheim     | 2-1 W | Darren McCarty    | 9:45  |
| April 27, 2006 | At Anaheim      | 2-3 L | Sean O'Donnell    | 1:36  |
| June 5, 2004   | vs. Tampa Bay   | 2-3 L | Martin St. Louis  | 20:33 |
| June 3, 2004   | at Tampa Bay    | 3-2 W | Oleg Saprykin     | 14:40 |
| May 9, 2004    | at San Jose     | 4-3 W | Steve Montador    | 18:43 |
| May 3, 2004    | vs. Detroit     | 1-0 W | Martin Gelinac    | 19:13 |
| Apr. 22, 2004  | at Detroit      | 2-1 W | Marcus Nilson     | 2:39  |
| Apr. 19, 2004  | at Vancouver    | 3-2 W | Martin Gelinac    | 1:25  |
| Apr. 17, 2004  | vs. Vancouver   | 4-5 L | Brendan Morrison  | 42:28 |
| Apr 23, 1996   | vs Chicago      | 1-2 L | Joe Murphy        | 50:02 |
| May 19, 1995   | vs San Jose     | 4-5 L | Ray Whitney       | 21:54 |
| May 9, 1995    | vs San Jose     | 4-5 L | Ulf Dahlen        | 12:21 |
| Apr 30, 1994   | vs Vancouver    | 3-4 L | Pavel Bure        | 22:20 |
| Apr 28, 1994   | at Vancouver    | 2-3 L | Trevor Linden     | 16:43 |
| Apr 26, 1994   | vs Vancouver    | 1-2 L | Geoff Courttnall  | 7:15  |
| Apr 16, 1991   | vs Edmonton     | 4-5 L | Esa Tikkanen      | 6:58  |
| Apr 14, 1991   | at Edmonton     | 2-1 W | Theoren Fleury    | 4:40  |
| Apr 14, 1990   | at Los Angeles  | 3-4 L | Mike Krushelnyski | 23:14 |
| Apr 8, 1990    | at Los Angeles  | 1-2 L | Tony Granato      | 8:37  |
| May 19, 1989   | at Montreal     | 3-4 L | Ryan Walter       | 38:08 |
| May 8, 1989    | at Chicago      | 2-1 W | Al MacInnis       | 15:05 |
| Apr 18, 1989   | vs Los Angeles  | 4-3 W | Doug Gilmour      | 7:47  |
| Apr 15, 1989   | vs Vancouver    | 4-3 W | Joel Otto         | 19:21 |
| Apr 5, 1989    | vs Vancouver    | 3-4 W | Paul Reinhart     | 2:47  |
| Apr 15, 1988   | vs Edmonton     | 4-5 L | Wayne Gretzky     | 7:54  |
| Apr 11, 1987   | at Winnipeg     | 3-2 W | Mike Bullard      | 3:53  |
| May 18, 1986   | vs Montreal     | 2-3 L | Brian Skrudland   | 0:09  |
| May 12, 1986   | at St. Louis    | 5-6 L | Doug Wickenheiser | 7:30  |
| Apr 20, 1986   | at Edmonton     | 5-6 L | Glenn Anderson    | 1:04  |
| Apr 12, 1986   | at Winnipeg     | 4-3 W | Lanny McDonald    | 8:25  |
| Apr 10, 1985   | at Winnipeg     | 4-5 L | Brian Mullen      | 7:56  |
| Apr 20, 1984   | vs Edmonton     | 5-4 W | Lanny McDonald    | 1:04  |
| Apr 13, 1984   | at Edmonton     | 6-5 W | Carey Wilson      | 3:42  |
| Apr 10, 1983   | at Vancouver    | 4-3 W | Greg Meredith     | 1:06  |
| Apr 6, 1983    | vs Vancouver    | 4-3 W | Eddy Beers        | 12:27 |
| Apr 8, 1982    | at Vancouver    | 1-2 L | Dave Williams     | 14:20 |
| Apr 11, 1981   | at Chicago      | 5-4 W | Willi Plett       | 35:17 |
| Apr 8, 1980    | at NY Rangers   | 1-2 L | Steve Vickers     | 0:33  |
| Apr 14, 1974   | vs Philadelphia | 3-4 L | Dave Schultz      | 5:40  |

|      | GP | W | L  | GP   | W  | L  | GP | W       | L  |    |    |
|------|----|---|----|------|----|----|----|---------|----|----|----|
| Home | 19 | 6 | 13 | Road | 21 | 12 | 9  | Overall | 40 | 18 | 22 |

# FLAMES ALL TIME RECORDS

## MONTH-BY-MONTH RECORD

| SEASON        | OCTOBER    |                      | NOVEMBER   |                     | DECEMBER   |                     | JANUARY    |                     |
|---------------|------------|----------------------|------------|---------------------|------------|---------------------|------------|---------------------|
|               | GP         | W-L-T-OTL            | GP         | W-L-T-OTL           | GP         | W-L-T-OTL           | GP         | W-L-T-OTL           |
| 2007-08       | 12         | 6-3-0-3              | 14         | 4-10-0-0            | 14         | 9-1-0-4             | 11         | 7-3-0-1             |
| 2006-07       | 10         | 3-6-0-1              | 13         | 8-4-0-1             | 14         | 8-4-0-2             | 13         | 8-3-0-2             |
| 2005-06       | 13         | 4-7-0-2              | 13         | 10-2-0-1            | 13         | 9-3-0-1             | 13         | 7-4-0-2             |
| 2003-04       | 9          | 4-4-0-1              | 12         | 5-4-1-2             | 14         | 10-3-2-0            | 15         | 6-8-1-0             |
| 2002-03       | 10         | 3-3-2-2              | 14         | 3-9-1-1             | 14         | 5-6-3-0             | 14         | 6-7-1-0             |
| 2001-02       | 12         | 8-2-0-2              | 13         | 5-4-0-0             | 15         | 4-7-4-0             | 13         | 5-8-0-0             |
| 2000-01       | 13         | 3-8-1-0              | 15         | 3-4-4-4             | 12         | 7-3-2-0             | 12         | 4-6-2-0             |
| 1999-00       | 13         | 3-8-2-0              | 11         | 5-6-0-0             | 14         | 8-2-3-1             | 13         | 7-6-0-0             |
| 1998-99       | 9          | 2-5-2                | 14         | 6-8-0               | 13         | 4-8-1               | 12         | 4-6-2               |
| 1997-98       | 13         | 3-8-2                | 14         | 2-7-5               | 15         | 6-8-1               | 12         | 3-6-3               |
| 1996-97       | 13         | 7-5-1                | 13         | 3-9-1               | 13         | 3-7-3               | 11         | 5-5-1               |
| 1995-96       | 11         | 1-7-3                | 13         | 3-8-2               | 15         | 7-6-2               | 11         | 7-2-2               |
| 1994-95       | -          | -                    | -          | -                   | -          | -                   | 5          | 2-2-1               |
| 1993-94       | 13         | 8-3-2                | 13         | 7-4-2               | 14         | 5-7-2               | 12         | 4-5-3               |
| 1992-93       | 12         | 8-4-0                | 13         | 6-5-2               | 13         | 10-1-2              | 14         | 3-9-2               |
| 1991-92       | 12         | 6-5-1                | 13         | 5-5-3               | 13         | 5-7-1               | 12         | 5-5-2               |
| 1990-91       | 13         | 9-4-0                | 13         | 5-5-3               | 14         | 8-5-1               | 12         | 5-6-1               |
| 1989-90       | 13         | 6-3-4                | 15         | 5-6-4               | 12         | 6-4-2               | 13         | 8-2-3               |
| 1988-89       | 12         | 6-3-3                | 12         | 10-1-1              | 14         | 8-4-2               | 15         | 10-3-2              |
| 1987-88       | 11         | 5-5-1                | 14         | 9-3-2               | 13         | 9-3-1               | 14         | 9-3-2               |
| 1986-87       | 10         | 3-7-0                | 14         | 10-4-0              | 14         | 9-4-1               | 14         | 6-7-1               |
| 1985-86       | 10         | 5-5-0                | 13         | 8-2-3               | 12         | 4-8-0               | 15         | 6-7-2               |
| 1984-85       | 11         | 7-4-0                | 12         | 7-4-1               | 14         | 5-7-2               | 15         | 7-4-4               |
| 1983-84       | 12         | 5-6-1                | 12         | 5-4-3               | 13         | 4-7-2               | 12         | 5-2-5               |
| 1982-83       | 13         | 4-7-2                | 14         | 5-6-3               | 14         | 5-7-2               | 12         | 7-5-0               |
| 1981-82       | 11         | 2-7-2                | 14         | 5-5-4               | 13         | 5-6-2               | 15         | 7-4-4               |
| 1980-81       | 11         | 5-4-2                | 13         | 5-5-3               | 12         | 6-3-3               | 16         | 6-7-3               |
| 1979-80       | 10         | 5-4-1                | 13         | 6-5-2               | 12         | 3-8-1               | 15         | 7-5-3               |
| 1978-79       | 10         | 8-0-2                | 14         | 7-7-0               | 15         | 5-9-1               | 13         | 8-4-1               |
| 1977-78       | 8          | 3-2-3                | 14         | 4-6-4               | 14         | 5-6-3               | 14         | 8-5-1               |
| 1976-77       | 13         | 5-6-2                | 12         | 6-2-4               | 13         | 7-5-1               | 13         | 5-4-4               |
| 1975-76       | 10         | 4-5-1                | 14         | 6-7-1               | 15         | 9-4-2               | 14         | 5-6-3               |
| 1974-75       | 11         | 5-4-2                | 14         | 8-3-3               | 12         | 3-8-1               | 14         | 5-5-4               |
| 1973-74       | 8          | 4-3-1                | 14         | 7-4-3               | 14         | 4-7-3               | 13         | 3-9-1               |
| 1972-73       | 11         | 4-6-1                | 15         | 6-6-3               | 13         | 5-6-2               | 13         | 6-4-3               |
| <b>TOTALS</b> | <b>382</b> | <b>164-163-44-11</b> | <b>454</b> | <b>199-174-72-9</b> | <b>460</b> | <b>210-184-58-8</b> | <b>455</b> | <b>206-177-67-5</b> |

| SEASON        | FEBRUARY   |                      | MARCH      |                     | APRIL/MAY  |                   |
|---------------|------------|----------------------|------------|---------------------|------------|-------------------|
|               | GP         | W-L-T-OTL            | GP         | W-L-T-OTL           | GP         | W-L-T-OTL         |
| 2007-08       | 14         | 7-6-0-1              | 14         | 7-6-0-1             | 3          | 2-1-0-0           |
| 2006-07       | 14         | 7-4-0-3              | 14         | 9-4-0-1             | 4          | 0-4-0-0           |
| 2005-06       | 6          | 3-2-0-1              | 15         | 8-6-0-1             | 9          | 5-1-0-3           |
| 2003-04       | 13         | 6-8-1-0              | 13         | 7-5-1-0             | 2          | 1-2-0-0           |
| 2002-03       | 12         | 2-6-3-1              | 15         | 8-5-2-0             | 3          | 2-0-1-0           |
| 2001-02       | 7          | 2-3-1-1              | 15         | 5-7-3-0             | 7          | 3-4-0-0           |
| 2000-01       | 7          | 2-3-1-1              | 15         | 5-7-3-0             | 7          | 3-4-0-0           |
| 1999-00       | 12         | 3-3-2-4              | 14         | 4-8-2-0             | 5          | 1-3-1-0           |
| 1998-99       | 12         | 5-2-5                | 14         | 7-5-2               | 8          | 2-6-0             |
| 1997-98       | 4          | 2-1-1                | 15         | 8-6-1               | 9          | 2-5-2             |
| 1996-97       | 14         | 8-5-1                | 12         | 6-5-1               | 6          | 0-5-1             |
| 1995-96       | 13         | 6-5-2                | 13         | 7-6-0               | 6          | 3-3-0             |
| 1994-95       | 14         | 8-4-2                | 15         | 6-7-2               | 14         | 8-4-2             |
| 1993-94       | 12         | 8-3-1                | 13         | 6-5-2               | 7          | 4-2-1             |
| 1992-93       | 12         | 6-2-4                | 12         | 4-8-0               | 8          | 6-1-1             |
| 1991-92       | 13         | 4-7-2                | 14         | 5-7-2               | 3          | 1-1-1             |
| 1990-91       | 12         | 8-2-2                | 16         | 11-4-1              | 0          | 0-0-0             |
| 1989-90       | 11         | 6-5-0                | 15         | 10-3-2              | 1          | 1-0-0             |
| 1988-89       | 13         | 10-3-0               | 13         | 9-3-1               | 1          | 1-0-0             |
| 1987-88       | 12         | 5-6-1                | 13         | 10-1-2              | 2          | 1-1-0             |
| 1986-87       | 12         | 9-3-0                | 14         | 9-4-1               | 2          | 0-1-1             |
| 1985-86       | 12         | 7-3-2                | 15         | 7-6-2               | 3          | 3-0-0             |
| 1984-85       | 11         | 5-6-0                | 14         | 9-2-3               | 3          | 1-0-2             |
| 1983-84       | 15         | 9-4-2                | 15         | 6-8-1               | 1          | 0-1-0             |
| 1982-83       | 12         | 5-5-2                | 14         | 6-4-4               | 1          | 0-0-1             |
| 1981-82       | 12         | 4-5-3                | 13         | 5-6-2               | 2          | 1-1-0             |
| 1980-81       | 12         | 9-2-1                | 14         | 6-6-2               | 2          | 2-0-0             |
| 1979-80       | 11         | 5-2-4                | 15         | 8-6-1               | 4          | 1-2-1             |
| 1978-79       | 10         | 6-2-2                | 13         | 5-7-1               | 5          | 2-2-1             |
| 1977-78       | 12         | 3-3-6                | 13         | 8-4-1               | 5          | 3-1-1             |
| 1976-77       | 12         | 3-9-0                | 15         | 7-8-0               | 2          | 1-0-1             |
| 1975-76       | 12         | 3-7-2                | 12         | 6-4-2               | 3          | 2-0-1             |
| 1974-75       | 11         | 4-4-3                | 14         | 8-5-1               | 4          | 1-2-1             |
| 1973-74       | 13         | 4-6-3                | 13         | 6-4-3               | 3          | 2-1-0             |
| 1972-73       | 11         | 2-6-3                | 14         | 2-10-2              | 1          | 0-0-1             |
| <b>TOTALS</b> | <b>409</b> | <b>190-145-63-11</b> | <b>492</b> | <b>241-194-54-3</b> | <b>143</b> | <b>63-55-22-3</b> |

## HOME ATTENDANCE BY SEASON

| SEASON        | GAMES       | ATTENDANCE        | AVERAGE       |
|---------------|-------------|-------------------|---------------|
| 2007-08       | 41          | 790,849           | 19,289        |
| 2006-07       | 41          | 790,849           | 19,289        |
| 2005-06       | 41          | 790,849           | 19,289        |
| 2003-04       | 41          | 679,767           | 16,580        |
| 2002-03       | 41          | 665,808           | 16,239        |
| 2001-02       | 41          | 643,896           | 15,705        |
| 2000-01       | 41          | 681,535           | 16,623        |
| 1999-00       | 41          | 612,800           | 14,946        |
| 1998-99       | *41         | 648,050           | 16,201        |
| 1997-98       | 41          | 694,557           | 16,940        |
| 1996-97       | 41          | 700,643           | 17,089        |
| 1995-96       | 41          | 737,996           | 18,000        |
| 1994-95       | 24          | 456,858           | 19,036        |
| 1993-94       | *41         | 792,307           | 19,325        |
| 1992-93       | *41         | **800,677         | 19,529        |
| 1991-92       | 40          | 788,760           | 19,719        |
| 1990-91       | 40          | 799,434           | **19,986      |
| 1989-90       | 40          | 794,444           | 19,861        |
| 1988-89       | 40          | 778,324           | 19,458        |
| 1987-88       | 40          | 755,252           | 18,881        |
| 1986-87       | 40          | 671,920           | 16,798        |
| 1985-86       | 40          | 670,480           | 16,762        |
| 1984-85       | 40          | 667,320           | 16,683        |
| 1983-84       | 40          | 666,960           | 16,674        |
| 1982-83       | 40          | 289,680           | 7,242         |
| 1981-82       | 40          | 289,258           | 7,231         |
| 1980-81       | 40          | 288,679           | 7,217         |
| 1979-80       | 40          | 400,961           | 10,024        |
| 1978-79       | 40          | 457,640           | 11,441        |
| 1977-78       | 40          | 420,026           | 10,501        |
| 1976-77       | 40          | 490,356           | 12,259        |
| 1975-76       | 40          | 478,500           | 11,963        |
| 1974-75       | 40          | 537,761           | 13,444        |
| 1973-74       | 39          | 552,314           | 14,162        |
| 1972-73       | 39          | 488,106           | 12,516        |
| <b>TOTALS</b> | <b>1396</b> | <b>21,773,616</b> | <b>16,069</b> |

\*Does Not Include Neutral Site Home Game

\*\*Team Season Record;

Calgary: Saddledome - 1983-2003; Stampede Corral - 1980-83; Atlanta: The Omni - 1972-80

## OPENING GAME RESULTS

| SEASON  | SEASON OPENER            |           | HOME OPENER             |                 | ROAD OPENER             |           |
|---------|--------------------------|-----------|-------------------------|-----------------|-------------------------|-----------|
| 2007-08 | PHI.....3                | CGY.....2 | PHI.....3               | CGY.....2       | DET.....4               | CGY.....2 |
| 2006-07 | EDM.....3                | CGY.....1 | CGY.....2               | EDM.....1       | EDM.....3               | CGY.....1 |
| 2005-06 | MIN.....6                | CGY.....3 | CGY.....2               | DAL.....3       | MIN.....6               | CGY.....3 |
| 2003-04 | VAN.....1                | CGY.....4 | CGY.....3               | SJ.....2        | VAN.....1               | CGY.....4 |
| 2002-03 | CGY.....0                | VAN.....3 | CGY.....0               | VAN.....3       | VAN.....2               | CGY.....3 |
| 2001-02 | CGY.....1                | EDM.....0 | CGY.....1               | EDM.....0       | DET.....2               | CGY.....4 |
| 2000-01 | CGY.....3                | DET.....4 | CGY.....3               | DET.....4       | NYI.....0               | CGY.....2 |
| 1999-00 | SJ.....5                 | CGY.....3 | CGY.....1               | STL.....4       | SJ.....5                | CGY.....3 |
| 1998-99 | CGY.....3                | SJ.....3  | CGY.....3               | TOR.....7       | SJ.....3                | CGY.....5 |
| 1997-98 | CGY.....1                | DET.....3 | CGY.....1               | DET.....3       | DET.....4               | CGY.....4 |
| 1996-97 | VAN.....3                | CGY.....1 | CGY.....3               | BUF.....0       | VAN.....3               | CGY.....1 |
| 1995-96 | CGY*.....3               | T.B.....3 | COL.....3               | CGY.....2       | CGY*.....3              | T.B.....3 |
| 1994-95 | CGY*.....3               | WPG.....3 | CGY.....6               | STL.....4       | CGY*.....3              | WPG.....3 |
| 1993-94 | CGY.....2                | NYI.....1 | CGY.....2               | NYI.....1       | CGY.....5               | VAN.....1 |
| 1992-93 | LA*.....5                | CGY.....4 | LA*.....5               | CGY.....4       | CGY**.....3             | MIN.....2 |
| 1991-92 | CGY.....9                | EDM.....2 | CGY.....9               | EDM.....2       | WPG.....5               | CGY.....3 |
| 1990-91 | CGY.....3                | VAN.....2 | CGY.....3               | VAN.....2       | CGY.....4               | WPG.....3 |
| 1989-90 | CGY.....10               | DET.....7 | CGY.....10              | DET.....7       | CGY.....4               | N.J.....2 |
| 1988-89 | CGY.....4                | NYI.....4 | CGY.....4               | NYI.....4       | LA.....6                | CGY.....5 |
| 1987-88 | CGY.....5                | DET.....1 | CGY.....5               | DET.....1       | WPG.....3               | CGY.....2 |
| 1986-87 | CGY.....5                | BOS.....3 | QUE.....4               | CGY.....2       | CGY.....5               | BOS.....3 |
| 1985-86 | CGY.....8                | WPG.....3 | CGY.....8               | WPG.....3       | CGY.....9               | LA.....2  |
| 1984-85 | STL.....4                | CGY.....2 | STL.....4               | CGY.....2       | CGY.....7               | VAN.....5 |
| 1983-84 | CGY.....5                | VAN.....3 | EDM.....4               | CGY.....3       | CGY.....5               | VAN.....3 |
| 1982-83 | EDM.....7                | CGY.....5 | NYI.....5               | CGY.....4       | EDM.....7               | CGY.....5 |
| 1981-82 | CGY.....1                | VAN.....1 | CGY.....1               | VAN.....1       | CGY.....6               | STL.....4 |
| 1980-81 | CGY.....5                | QUE.....5 | CGY.....5               | QUE.....5       | COL.....6               | CGY.....2 |
| 1979-80 | ATL.....5                | QUE.....3 | ATL.....9               | PHA.....2       | ATL.....5               | QUE.....3 |
| 1978-79 | ATL.....4                | CHI.....4 | ATL.....4               | WSH.....3       | ATL.....4               | CHI.....4 |
| 1977-78 | ATL.....2                | BOS.....2 | ATL.....3               | STL.....1       | ATL.....2               | BOS.....2 |
| 1976-77 | WSH.....6                | ATL.....5 | ATL.....4               | LA.....2        | WSH.....6               | ATL.....5 |
| 1975-76 | LA.....4                 | ATL.....3 | LA.....4                | ATL.....3       | NYR.....3               | ATL.....1 |
| 1974-75 | ATL.....3                | VAN.....3 | ATL.....4               | Kan. City.....2 | ATL.....3               | VAN.....3 |
| 1973-74 | ATL.....1                | NYI.....1 | ATL.....1               | NYI.....1       | ATL.....1               | STL.....0 |
| 1972-73 | ATL.....3                | NYI.....2 | ATL.....1               | BUF.....1       | ATL.....3               | NYI.....2 |
|         | <b>SEASON # OVERALL</b>  |           | <b>HOME # OVERALL</b>   |                 | <b>ROAD # OVERALL</b>   |           |
|         | Win 11, Lost 14, Tied 10 |           | Win 16, Lost 14, Tied 5 |                 | Won 16, Lost 13, Tied 6 |           |

## YEARLY LEADERS

| SEASON  | GOALS                                 | ASSISTS                            | POINTS             | PENALTY MINUTES     |
|---------|---------------------------------------|------------------------------------|--------------------|---------------------|
| 2007-08 | Jarome Iginla 50                      | Jarome Iginla 48                   | Jarome Iginla 98   | Dion Phaneuf 182    |
| 2006-07 | Jarome Iginla 39                      | Alex Tanguay 59                    | Jarome Iginla 94   | Dion Phaneuf 98     |
| 2005-06 | Jarome Iginla 35                      | Daymond Langkow 34                 | Jarome Iginla 67   | Darren McCarty 117  |
| 2003-04 | Jarome Iginla 41                      | Craig Conroy 39                    | Jarome Iginla 73   | Chris Simon 250     |
| 2002-03 | Jarome Iginla 35                      | Craig Conroy 37                    | Jarome Iginla 67   | Scott Nichol 149    |
| 2001-02 | Jarome Iginla 52                      | Craig Conroy 48                    | Jarome Iginla 96   | Bob Boughner 170    |
| 2000-01 | Jarome Iginla 31                      | Marc Savard 42                     | Jarome Iginla 71   | Jason Wiemer 177    |
| 1999-00 | Valeri Bure 35                        | Phil Housley 44                    | Valeri Bure 75     | Wade Belak 122      |
| 1998-99 | Jarome Iginla 28                      | Phil Housley 43                    | Cory Stillman 57   | Jason Weimer 177    |
| 1997-98 | Theoren Fleury 27<br>Cory Stillman 27 | Theoren Fleury 51                  | Theoren Fleury 78  | Theoren Fleury 197  |
| 1996-97 | Theoren Fleury 29                     | Theoren Fleury 38                  | Theoren Fleury 67  | Todd Simpson 208    |
| 1995-96 | Theoren Fleury 46                     | Theoren Fleury 50                  | Theoren Fleury 96  | Sandy McCarthy 173  |
| 1994-95 | Theoren Fleury 29                     | Phil Housley 35                    | Theoren Fleury 58  | Ron Stern 163       |
| 1993-94 | Gary Roberts 41                       | Al MacInnis 54                     | Robert Reichel 93  | Ron Stern 243       |
| 1992-93 | Robert Reichel 40                     | Theoren Fleury 66                  | Theoren Fleury 100 | Craig Berube 209    |
| 1991-92 | Gary Roberts 53                       | Al MacInnis 57                     | Gary Roberts 90    | Ron Stern 338       |
| 1990-91 | Theoren Fleury 51                     | Al MacInnis 75                     | Theoren Fleury 104 | Gary Roberts 252    |
| 1989-90 | Joe Nieuwendyk 45                     | Doug Gilmour 67                    | Joe Nieuwendyk 95  | Tim Hunter 279      |
| 1988-89 | Joe Nieuwendyk 51<br>Joe Mullen 51    | Doug Gilmour 59<br>Doug Gilmour 59 | Joe Mullen 110     | Tim Hunter** 375    |
| 1987-88 | Joe Nieuwendyk 51                     | Gary Suter 70                      | Hakan Loob 106     | Tim Hunter 337      |
| 1986-87 | Joe Mullen 47                         | Al MacInnis 56                     | Joe Mullen 87      | Tim Hunter 361      |
| 1985-86 | Hakan Loob* 31                        | Al MacInnis 57                     | Dan Quinn*** 72    | Tim Hunter 291      |
| 1984-85 | Nilsson/Loob 37                       | Kent Nilsson 62                    | Kent Nilsson 99    | Tim Hunter 259      |
| 1983-84 | Eddy Beers 36                         | Kent Nilsson 49                    | Kent Nilsson 80    | Paul Baxter 182     |
| 1982-83 | Lanny McDonald** 66                   | Guy Chouinard 59                   | Kent Nilsson 104   | Doug Risebrough 138 |
| 1981-82 | Lanny McDonald 34                     | Guy Chouinard 57                   | Guy Chouinard 80   | Willi Plett 288     |
| 1980-81 | Kent Nilsson 49                       | Kent Nilsson** 82                  | Kent Nilsson** 131 | Willi Plett 239     |
| 1979-80 | Kent Nilsson 40                       | Kent Nilsson 53                    | Kent Nilsson 93    | Willi Plett 231     |
| 1978-79 | Guy Chouinard 50                      | Bob MacMillan 71                   | Bob MacMillan 108  | Willi Plett 213     |
| 1977-78 | Bob MacMillan 31                      | Tom Lysiak 42                      | Tom Lysiak 69      | Willi Plett 171     |
| 1976-77 | Willi Plett 33                        | Tom Lysiak 51                      | Tom Lysiak 81      | Willi Plett 123     |
| 1975-76 | Curt Bennett 34                       | Tom Lysiak 51                      | Tom Lysiak 82      | Pat Quinn 134       |
| 1974-75 | Eric Vail 39                          | Tom Lysiak 52                      | Tom Lysiak 77      | Pat Quinn 56        |
| 1973-74 | Jacques Richard 27                    | Tom Lysiak 45                      | Tom Lysiak 64      | Pat Quinn 94        |
| 1972-73 | Bob Leiter 26                         | Bob Leiter 34                      | Bob Leiter 60      | Pat Quinn 113       |

\*Joe Mullen scored 44 goals (Calgary 16, St. Louis 28)    \*\*Flames All-Time Individual Record

\*\*\*Joe Mullen recorded 90 points (Calgary 38, St. Louis 52)

### SCORELESS GAMES:

November 7, 1976, Atlanta at Detroit; Myre - Giacomin

October 26, 1996, Calgary at Los Angeles; Kidd - Fiset

October 30, 1998, Washington at Calgary; Wregget - Tabaracci

December 21, 1999, Dallas at Calgary; Brathwaite - Belfour

### PENALTY SHOTS FOR:

#### 24 goals in 47 attempts

Oct. 5, 2006 at Edmonton  
 Oct. 24, 2006 vs Phoenix  
 Mar. 31, 2006 vs Colorado  
 Dec. 1, 2005 at Detroit  
 Nov. 10, 2005 at Phoenix  
 Nov. 7, 2005 vs Vancouver  
 Oct. 29, 2005 at San Jose  
 Oct. 23, 2005 at Los Angeles  
 Mar. 5, 2004 at Dallas  
 Jan. 27, 2004 at Phoenix

Jarome Iginla failed vs. Dwayne Roloson, Edmonton  
 Daymond Langkow failed vs. Curtis Joseph, Phoenix  
 Matthew Lombardi scored vs. Peter Budaj, Colorado  
 Shean Donovan failed vs. Jimmy Howard, Detroit  
 Jarome Iginla scored vs. Curtis Joseph, Phoenix  
 Chuck Kobasew failed vs. Alex Auld, Vancouver  
 Tony Amonte failed vs. Nolan Schaefer, San Jose  
 Marcus Nilson failed vs. Mathieu Garon, Los Angeles  
 Shean Donovan failed vs. Marty Turco, Dallas  
 Shean Donovan scored vs. Sean Burke, Phoenix



## PENALTY SHOTS FOR: (CON'T)

|               |                  |   |
|---------------|------------------|---|
| Oct. 24, 2006 | vs Phoenix       | Daymond Langkow failed vs. Curtis Joseph, Phoenix                     |
| Oct. 5, 2006  | vs Edmonton      | Jarome Iginla failed vs. Dwayne Roloson, Edmonton                     |
| Jan. 3, 2004  | vs Vancouver     | Jarome Iginla failed vs. Alex Auld, Vancouver                         |
| Dec. 26, 2003 | vs Vancouver     | Oleg Saprykin failed vs. Dan Cloutier, Vancouver                      |
| Dec. 2, 2003  | vs San Jose      | Shean Donovan scored vs. Vesa Toskala, San Jose                       |
| Mar. 15, 2003 | at San Jose      | Jarome Iginla failed vs. Vesa Toskala, San Jose                       |
| Apr. 2, 2002  | vs Atlanta       | Scott Nichol scored vs. Milan Hnilicka, Atlanta                       |
| Jan. 22, 2002 | vs Toronto       | Jarome Iginla failed vs. Curtis Joseph, Toronto                       |
| Dec. 8, 2001  | vs Anaheim       | Jarome Iginla failed vs. Jean-Sebastien Giguere, Anaheim              |
| Feb 27, 1998  | vs Vancouver     | Hnat Domenichelli scored vs. Arturs Irbe, Vancouver                   |
| Oct. 24, 1996 | vs Pittsburgh    | Robert Reichel scored vs Tom Barrasso, Pittsburgh                     |
| Oct. 22, 1996 | vs Colorado      | Theoren Fleury scored vs Patrick Roy, Colorado, shorthanded           |
| Dec. 11, 1995 | vs Los Angeles   | Steve Chiasson scored vs Byron Dafoe, Los Angeles, powerplay          |
| Feb. 7, 1994  | vs Edmonton      | Robert Reichel scored vs Bill Ranford, Edmonton, powerplay            |
| Oct. 31, 1993 | at Winnipeg      | Paul Ranheim scored vs Bob Essensa, Winnipeg, shorthanded             |
| Jan. 23, 1993 | vs Pittsburgh    | Joe Nieuwendyk failed vs Ken Wregget, Pittsburgh                      |
| Dec. 27, 1992 | at Edmonton      | C.J. Young failed vs Bill Ranford, Edmonton                           |
| Dec. 11, 1992 | at Toronto       | Theoren Fleury scored vs Rick Wamsley, Toronto                        |
| Feb. 23, 1991 | vs Quebec        | Theoren Fleury scored vs Jacques Cloutier, Quebec                     |
| Apr. 4, 1990  | vs Los Angeles   | Al MacInnis scored vs Kelly Hrudey, Los Angeles (Playoffs)            |
| Oct. 7, 1989  | vs NY Islanders  | Doug Gilmour failed vs Mark Fitzpatrick, NY Islanders                 |
| Feb. 22, 1989 | vs Toronto       | Hakan Loob failed vs Jeff Reese, Toronto                              |
| Dec. 16, 1988 | at Vancouver     | Joe Nieuwendyk scored vs Steve Weeks, Vancouver                       |
| Dec. 12, 1988 | at Toronto       | Joe Nieuwendyk failed vs Jeff Reese, Toronto                          |
| Mar. 19, 1988 | at Quebec        | Mike Bullard failed vs Mario Brunetta, Quebec                         |
| Mar. 10, 1988 | vs Winnipeg      | Hakan Loob failed vs Daniel Berthiaume, Winnipeg                      |
| Mar. 28, 1987 | at Los Angeles   | Joe Mullen scored vs Al Jensen, Los Angeles, disallowed illegal stick |
| Feb. 14, 1987 | vs Minnesota     | Joe Mullen scored vs Kari Takko, Minnesota                            |
| Dec. 2, 1986  | vs NY Islanders  | Joe Mullen scored vs Kelly Hrudey, NY Islanders                       |
| Oct. 28, 1986 | at Minnesota     | Perry Berezan scored vs Don Beaupre, Minnesota                        |
| Oct. 13, 1984 | vs Quebec        | Jim Peplinski scored vs Mario Gosselin, Quebec                        |
| Dec. 19, 1983 | vs Winnipeg      | Doug Risebrough scored vs Doug Setaert, Winnipeg                      |
| Mar. 14, 1983 | at New Jersey    | Paul Reinhart scored vs Ron Lou, New Jersey                           |
| Nov. 18, 1982 | at Philadelphia  | Lanny McDonald failed vs Pelle Lindbergh, Philadelphia                |
| Jan. 13, 1981 | vs NY Rangers    | Bob MacMillan failed vs Doug Setaert, NY Rangers                      |
| Jan. 8, 1981  | vs Washington    | Kent Nilsson failed vs Rollie Boutin, Washington                      |
| Oct. 9, 1976  | vs Philadelphia* | Curt Bennett scored vs Bernie Parent, Philadelphia                    |
| Jan. 2, 1975  | vs Montreal*     | Jacques Richard failed vs Ken Dryden, Montreal                        |
| Feb. 16, 1974 | at Toronto       | Bob Leiter scored vs Dunc Wilson, Toronto                             |

## PENALTY SHOTS AGAINST: 11 Goals Against in 30 Attempts

|               |                 |  |
|---------------|-----------------|--|
| Feb. 15, 2008 | vs Los Angeles  | Jeff Giuliano failed vs. Miikka Kiprusoff                |
| Feb. 3, 2006  | vs Vancouver    | Alexandre Burrows failed vs. Miikka Kiprusoff            |
| Dec. 29, 2005 | vs Minnesota    | Brian Rolston failed vs. Miikka Kiprusoff                |
| Nov. 12, 2005 | vs Colordao     | Alex Tanguay scored vs. Miikka Kiprusoff                 |
| Oct. 17, 2005 | vs Phoenix      | Oleg Saprykin failed vs. Miikka Kiprusoff                |
| Dec. 29, 2003 | vs Minnesota    | Richard Park, Minnesota, scored vs. Miikka Kiprusoff     |
| Mar. 16, 2003 | at Anaheim      | Paul Kariya, Anaheim, failed to score vs. Jamie McLennan |
| Dec. 29, 2002 | vs Anaheim      | Petr Sykora, Anaheim, failed to score vs. Roman Turek    |
| Apr. 9, 2002  | at Atlanta      | Jeff Cowan, Atlanta, failed vs. Roman Turek              |
| Jan. 11, 2002 | vs Phoenix      | Michal Handzus, Phoenix, failed to score vs. Roman Turek |
| Apr. 7, 2001  | vs Los Angeles  | Zigmund Palfy, Los Angeles, failed vs. Fred Brathwaite   |
| Dec. 7, 1998  | vs Dallas       | Mike Modano, Dallas, failed vs. Tyler Moss               |
| Apr. 13, 1998 | at Los Angeles  | Rob Blake, Los Angeles, failed vs. Dwayne Roloson        |
| Mar. 22, 1998 | vs St. Louis    | Darren Turcotte, St. Louis, failed vs. Rick Tabaracci    |
| Nov. 1, 1997  | at Colorado     | Joe Sakic, Colorado, scored vs. Tyler Moss               |
| Jan. 14, 1996 | at Colorado     | Joe Sakic, Colorado, scored vs Trevor Kidd               |
| Mar. 7, 1995  | at Chicago      | Jeremy Roenick, Chicago, failed vs Andrei Trefilov       |
| Feb. 6, 1995  | vs Winnipeg     | Teemu Selanne, Winnipeg, failed vs Trevor Kidd           |
| Nov. 24, 1993 | vs Toronto      | Wendel Clark, Toronto, scored vs Trevor Kidd             |
| Jan. 16, 1992 | at NY Rangers   | Paul Broten, NY Rangers, scored vs Michael Vernon        |
| Oct. 19, 1991 | at Vancouver    | Gino Odjick, Vancouver, scored vs Michael Vernon         |
| Mar. 14, 1989 | at New Jersey   | Kirk Muller, New Jersey, failed vs Michael Vernon        |
| Dec. 23, 1988 | at Edmonton     | Craig MacTavish, Edmonton, scored vs Michael Vernon      |
| Jan. 16, 1987 | at Vancouver    | Stan Smyl, Vancouver, scored vs Michael Vernon           |
| Jan. 1, 1985  | at Winnipeg     | Bengt Lundholm, Winnipeg, failed vs Rejean Lemelin       |
| Dec. 6, 1983  | at Quebec       | Dale Hunter, Quebec, scored vs Rejean Lemelin            |
| Oct. 23, 1983 | at Chicago      | Denis Savard, Chicago, failed vs Don Edwards             |
| Jan. 3, 1979  | at Toronto      | Dan Maloney, Toronto, failed vs Dan Bouchard             |
| Feb. 9, 1978  | at Los Angeles* | Hartland Monahan, Los Angeles, failed vs Dan Bouchard    |
| Feb. 10, 1974 | vs Los Angeles* | Whitey Widing, Los Angeles, scored vs Phil Myre          |

Calgary: Saddledome - 1983-04; Stampede Corral - 1980-83;

\*Atlanta: The Omni - 1972-80

# FLAMES ALL TIME LEADERS

## GAMES PLAYED

|                     |     |                      |     |                       |     |
|---------------------|-----|----------------------|-----|-----------------------|-----|
| Jarome Iginla.....  | 860 | Tim Hunter.....      | 545 | Tom Lysiak.....       | 445 |
| Al MacInnis.....    | 803 | Eric Vail.....       | 539 | Bill Clement.....     | 444 |
| Theoren Fleury..... | 791 | Mike Vernon (G)..... | 526 | Kent Nilsson.....     | 425 |
| Joel Otto.....      | 730 | Paul Reinhart.....   | 517 | Robert Reichel.....   | 425 |
| Jim Peplinski.....  | 711 | Guy Chouinard.....   | 514 | Colin Patterson.....  | 416 |
| Gary Suter.....     | 617 | Lanny McDonald.....  | 492 | Curt Bennett.....     | 405 |
| Robyn Regehr.....   | 591 | Rey Comeau.....      | 468 | Dan Bouchard (G)..... | 398 |
| Jamie Macoun.....   | 586 | Ken Houston.....     | 462 | Ron Stern.....        | 396 |
| Gary Roberts.....   | 585 | Willi Plett.....     | 452 | Cory Stillman.....    | 393 |
| Joe Nieuwendyk..... | 577 | Hakan Loob.....      | 450 | Denis Gauthier.....   | 384 |

## POINTS

|                      |     |                    |     |                    |     |
|----------------------|-----|--------------------|-----|--------------------|-----|
| Fleury, Theoren..... | 830 | Gary Suter.....    | 565 | Eric Vail.....     | 452 |
| Al MacInnis.....     | 822 | Kent Nilsson.....  | 562 | Paul Reinhart..... | 444 |
| Jarome Iginla.....   | 762 | Guy Chouinard..... | 529 | Tom Lysiak.....    | 431 |
| Joe Nieuwendyk.....  | 616 | Gary Roberts.....  | 505 | Hakan Loob.....    | 429 |

## GOALS

|                     |     |                     |     |                 |     |
|---------------------|-----|---------------------|-----|-----------------|-----|
| Jarome Iginla.....  | 374 | Lanny McDonald..... | 215 | Joe Mullen..... | 190 |
| Theoren Fleury..... | 364 | Al MacInnis.....    | 213 | Joel Otto.....  | 167 |
| Joe Nieuwendyk..... | 314 | Eric Vail.....      | 206 |                 |     |
| Gary Roberts.....   | 257 | Guy Chouinard.....  | 193 |                 |     |
| Kent Nilsson.....   | 229 | Hakan Loob.....     | 193 |                 |     |

## ASSISTS

|                     |     |                     |     |                    |     |
|---------------------|-----|---------------------|-----|--------------------|-----|
| Al MacInnis.....    | 609 | Guy Chouinard.....  | 336 | Tom Lysiak.....    | 276 |
| Theoren Fleury..... | 460 | Paul Reinhart.....  | 335 | Jim Peplinski..... | 263 |
| Gary Suter.....     | 437 | Kent Nilsson.....   | 333 | Joel Otto.....     | 261 |
| Jarome Iginla.....  | 388 | Joe Nieuwendyk..... | 302 | Gary Roberts.....  | 248 |

## PENALTY MINUTES

|                    |      |                     |      |                     |     |
|--------------------|------|---------------------|------|---------------------|-----|
| Tim Hunter.....    | 2405 | Theoren Fleury..... | 1339 | Gary Suter.....     | 872 |
| Gary Roberts.....  | 1736 | Ron Stern.....      | 1288 | Sandy McCarthy..... | 730 |
| Joel Otto.....     | 1642 | Willi Plett.....    | 1267 | Neil Sheehy.....    | 725 |
| Jim Peplinski..... | 1467 | Al MacInnis.....    | 944  | Jamie Macoun.....   | 664 |

## FIVE GOAL GAME - 1

Joe Nieuwendyk..... 1

## FOUR GOAL GAMES - 16

|                     |   |                    |   |                      |   |
|---------------------|---|--------------------|---|----------------------|---|
| Kent Nilsson.....   | 2 | Garry Unger.....   | 1 | Brian MacLellan..... | 1 |
| Joe Nieuwendyk..... | 2 | Jim Peplinski..... | 1 | Gary Roberts.....    | 1 |
| Joe Mullen.....     | 2 | Hakan Loob.....    | 1 | Marc Savard.....     | 1 |
| Jarome Iginla.....  | 1 | Jiri Hrdina.....   | 1 |                      |   |
| Keith McCreary..... | 1 | Mark Hunter.....   | 1 |                      |   |

## THREE GOAL GAMES - 161

(Totals include four and five goal games)

|                     |    |                        |   |                         |   |
|---------------------|----|------------------------|---|-------------------------|---|
| Kent Nilsson.....   | 13 | Bill Clement.....      | 2 | Gary Leeman.....        | 1 |
| Theoren Fleury..... | 13 | Jiri Hrdina.....       | 2 | Bob Leiter.....         | 1 |
| Joe Nieuwendyk..... | 10 | Gary McAdam.....       | 2 | Matthew Lombardi.....   | 1 |
| Gary Roberts.....   | 10 | Keith McCreary.....    | 2 | Tom Lysiak.....         | 1 |
| Lanny McDonald..... | 9  | Joel Otto.....         | 2 | Al MacInnis.....        | 1 |
| Jarome Iginla.....  | 7  | Marc Savard.....       | 2 | Brian MacLellan.....    | 1 |
| Hakan Loob.....     | 6  | Cory Stillman.....     | 2 | Marty McInnis.....      | 1 |
| Eddy Beers.....     | 5  | German Titov.....      | 2 | Dana Murzyn.....        | 1 |
| Joe Mullen.....     | 5  | Carey Wilson.....      | 2 | Owen Nolan.....         | 1 |
| Eric Vail.....      | 5  | Valeri Bure.....       | 1 | Jim Peplinski.....      | 1 |
| Ken Houston.....    | 4  | Rey Comeau.....        | 1 | Jean Pronovost.....     | 1 |
| Robert Reichel..... | 4  | Shean Donovan.....     | 1 | Paul Ranheim.....       | 1 |
| Mark Hunter.....    | 3  | Barry Gibbs.....       | 1 | Paul Reinhart.....      | 1 |
| Bob MacMillan.....  | 3  | Bobby Gould.....       | 1 | Doug Risebrough.....    | 1 |
| Sergei Makarov..... | 3  | Brett Hull.....        | 1 | Larry Romanchych.....   | 1 |
| Willi Plett.....    | 3  | Kristian Huselius..... | 1 | Darcy Rota.....         | 1 |
| Ron Stern.....      | 3  | Chuck Kobasew.....     | 1 | Claude St. Sauveur..... | 1 |
| Curt Bennett.....   | 2  | Dave Kryskow.....      | 1 | Steve Tambellini.....   | 1 |
| Ivan Boldirev.....  | 2  | Dan Labraaten.....     | 1 | John Tonelli.....       | 1 |
| Guy Chouinard.....  | 2  | Daymond Langkow.....   | 1 | Gary Unger.....         | 1 |

# FLAMES ALL TIME LEADERS

## MULTI GOAL GAMES - 315

|                           |                          |                          |
|---------------------------|--------------------------|--------------------------|
| Jarome Iginla..... 65     | Bill Flett..... 4        | Shean Donovan..... 1     |
| Theoren Fleury..... 47    | Hilliard Graves..... 4   | Hnat Domenichelli..... 1 |
| Joe Nieuwendyk..... 47    | Dean McAmmond..... 4     | Ted Drury..... 1         |
| Lanny McDonald..... 36    | Keith McCreary..... 4    | Kari Eloranta..... 1     |
| Guy Chouinard..... 33     | Owen Nolan..... 4        | Paul Fenton..... 1       |
| Eric Vaill..... 33        | Dion Phaneuf..... 2      | Andrew Ference..... 1    |
| Gary Roberts..... 30      | Doug Risebrough..... 4   | Aaron Gavey..... 1       |
| Kent Nilsson..... 29      | Perry Berezan..... 3     | Marc Habscheid..... 1    |
| Robert Reichel..... 22    | Andrew Cassels..... 3    | Roman Hamrlík..... 1     |
| Hakan Loob..... 21        | Dave Gagner..... 3       | Paul Henderson..... 1    |
| Tom Lysiak..... 21        | John Gould..... 3        | Jonas Hoglund..... 1     |
| Joe Mullen..... 18        | Jamie Hislop..... 3      | Phil Housley..... 1      |
| Willi Plett..... 18       | Phil Housley..... 3      | Cale Hulse..... 1        |
| Bob MacMillan..... 16     | Brian MacLellan..... 3   | Jim Jackson..... 1       |
| Joel Otto..... 15         | Marty McInnis..... 3     | Kari Jalonen..... 1      |
| Curt Bennett..... 13      | Michael Nylander..... 3  | Ed Kea..... 1            |
| Ken Houston..... 13       | Jean Pronovost..... 3    | Kelly Kisio..... 1       |
| Kristian Huselius..... 12 | Leon Rochefort..... 3    | Paul Kruse..... 1        |
| Daymond Langkow..... 11   | Alex Tanguay..... 3      | Dave Kryskow..... 1      |
| Valeri Bure..... 11       | Tony Amonte..... 2       | Dan Labraaten..... 1     |
| Rey Comeau..... 11        | Brent Ashton..... 2      | Bobby Lalonde..... 1     |
| Al MacInnis..... 11       | Ivan Boldirev..... 2     | Gary Leeman..... 1       |
| German Titov..... 11      | Chris Drury..... 2       | Jordan Leopold..... 1    |
| Doug Gilmour..... 10      | Bryan Hextall..... 2     | Jocelyn Lemieux..... 1   |
| Sergei Makarov..... 10    | Ernie Hicke..... 2       | Dave Lowry..... 1        |
| Marc Savard..... 10       | Jiri Hrdina..... 2       | Toni Lydman..... 1       |
| Cory Stillman..... 10     | Tim Hunter..... 2        | Jamie Macoun..... 1      |
| Carey Wilson..... 10      | Sheldon Kennedy..... 2   | Randy Manery..... 1      |
| Kevin Lavallee..... 9     | Chuck Kobasew..... 2     | Gary McAdam..... 1       |
| Colin Patterson..... 9    | Red Laurence..... 2      | Corey Millen..... 1      |
| Jim Peplinski..... 9      | Gerry Meehan..... 2      | Derek Morris..... 1      |
| Paul Ranheim..... 9       | Harold Phillipoff..... 2 | Lew Morrison..... 1      |
| Craig Conroy..... 8       | Steve Reinprecht..... 2  | Richard Mulhern..... 1   |
| Mel Bridgman..... 8       | Darcy Rota..... 2        | Marty Murray..... 1      |
| Mike Bullard..... 8       | Oleg Saprykin..... 2     | Dana Murzyn..... 1       |
| Dan Quinn..... 7          | Jeff Shantz..... 2       | Rob Niedermayer..... 1   |
| Paul Reinhart..... 7      | Bobby Simpson..... 2     | Marcus Nilson..... 1     |
| Larry Romanchych..... 7   | Ron Stern..... 2         | Eric Nystrom..... 1      |
| Gary Suter..... 7         | Steve Tambellini..... 2  | Michel Petit..... 1      |
| Matthew Lombardi..... 7   | Wes Walz..... 2          | Ronald Petrovicky..... 1 |
| Eddy Beers..... 6         | Clarke Wilm..... 2       | Pat Quinn..... 1         |
| Martin Gelas..... 6       | Mark Giodano..... 1      | Phil Russell..... 1      |
| Brett Hull..... 6         | Wayne Primeau..... 1     | Simon, Chris..... 1      |
| Mike Eaves..... 5         | Byron Ritchie..... 1     | Martin St. Louis..... 1  |
| Mark Hunter..... 5        | Paul Baxter..... 1       | John Tonelli..... 1      |
| Richard Kromm..... 5      | Craig Berube..... 1      | Jason Weimer..... 1      |
| Bob Leiter..... 5         | Gino Cavallini..... 1    | Jamie Wright..... 1      |
| Don Lever..... 5          | Chris Clark..... 1       | C.J. Young..... 1        |
| John Stewart..... 5       | Rene Corbet..... 1       | Zarley Zalapski..... 1   |
| Steve Bozek..... 4        | Denis Cyr..... 1         |                          |
| Bill Clement..... 4       | Bobby Dollas..... 1      |                          |



In 2007-08, Jarome Iginla (above left) became the Flames all-time leading goal scorer, putting him in the elite company of former marksmen such as Kent Nilsson (above right).

# FLAMES ALL TIME TOP SEASONS

## MOST POINTS

|     |                   |         |
|-----|-------------------|---------|
| 131 | Kent Nilsson      | 1980-81 |
| 110 | Joe Mullen        | 1988-89 |
| 108 | Bob MacMillan     | 1978-79 |
| 107 | Guy Chouinard     | 1978-79 |
| 106 | HakanLoob         | 1987-88 |
| 104 | Kent Nilsson      | 1982-83 |
|     | Theoren Fleury    | 1990-91 |
| 103 | Mike Bullard      | 1987-88 |
|     | Al MacInnis       | 1990-91 |
| 100 | TheorenFleury     | 1992-93 |
| 99  | Kent Nilsson      | 1984-85 |
| 98  | Lanny McDonald    | 1982-83 |
|     | Jarome Iginla     | 2007-08 |
| 96  | TheorenFleury     | 1995-96 |
|     | Jarome Iginla     | 2001-02 |
| 95  | Joe Nieuwendyk    | 1989-90 |
| 94  | Jarome Iginla     | 2006-07 |
| 93  | Kent Nilsson      | 1979-80 |
|     | Robert Reichel    | 1993-94 |
| 92  | Joe Nieuwendyk    | 1987-88 |
| 91  | Gary Suter        | 1987-88 |
|     | Doug Gilmour      | 1989-90 |
| 90  | Al MacInnis       | 1989-90 |
|     | Gary Roberts      | 1991-92 |
| 88  | Robert Reichel    | 1992-93 |
| 87  | Joe Mullen        | 1986-87 |
| 86  | Sergei Makarov    | 1989-90 |
| 85  | Joe Mullen        | 1987-88 |
|     | Doug Gilmour      | 1988-89 |
|     | Hakan Loob        | 1988-89 |
|     | Theoren Fleury    | 1993-94 |
|     | Joe Nieuwendyk    | 1990-91 |
| 84  | Gary Roberts      | 1993-94 |
| 83  | Guy Chouinard     | 1980-81 |
|     | Al MacInnis       | 1987-88 |
|     | Eric Vail         | 1978-79 |
| 82  | Tom Lysiak        | 1975-76 |
|     | Al MacInnis       | 1993-94 |
|     | Joe Nieuwendyk    | 1988-89 |
| 81  | Tom Lysiak        | 1976-77 |
|     | Doug Gilmour      | 1990-91 |
|     | Gary Suter        | 1992-93 |
|     | Alex Tanguay      | 2006-07 |
| 80  | Guy Chouinard     | 1981-82 |
|     | Kent Nilsson      | 1983-84 |
| 79  | Sergei Makarov    | 1990-91 |
|     | Gary Roberts      | 1992-93 |
| 78  | TheorenFleury     | 1997-98 |
| 77  | Tom Lysiak        | 1974-75 |
|     | Guy Chouinard     | 1979-80 |
|     | Al MacInnis       | 1991-92 |
|     | Kristian Huselius | 2006-07 |
|     | Daymond Langkow   | 2006-07 |
| 76  | Al MacInnis       | 1986-87 |
|     | Gary Suter        | 1989-90 |
| 75  | Mel Bridgman      | 1981-82 |
|     | Paul Reinhart     | 1982-83 |
|     | Eddy Beers        | 1983-84 |
|     | Valeri Bure       | 1999-00 |
|     | Joe Nieuwendyk    | 1992-93 |
|     | Joe Nieuwendyk    | 1993-94 |
|     | Craig Conroy      | 2001-02 |

## MOST GOALS

|    |                   |         |
|----|-------------------|---------|
| 66 | Lanny McDonald    | 1982-83 |
| 53 | Gary Roberts      | 1991-92 |
| 52 | Jarome Iginla     | 2000-01 |
| 51 | Joe Nieuwendyk    | 1987-88 |
|    | Joe Mullen        | 1988-89 |
|    | Joe Nieuwendyk    | 1988-89 |
|    | Theoren Fleury    | 1990-91 |
| 50 | Guy Chouinard     | 1978-79 |
|    | Hakan Loob        | 1987-88 |
|    | Jarome Iginla     | 2007-08 |
| 49 | Kent Nilsson      | 1980-81 |
| 48 | Mike Bullard      | 1987-88 |
| 47 | Joe Mullen        | 1986-87 |
| 46 | Kent Nilsson      | 1982-83 |
|    | Theoren Fleury    | 1995-96 |
| 45 | Joe Nieuwendyk    | 1989-90 |
|    | Joe Nieuwendyk    | 1990-91 |
| 41 | Gary Roberts      | 1993-94 |
|    | JaromeIginla      | 2003-04 |
| 40 | Kent Nilsson      | 1979-80 |
|    | Joe Mullen        | 1987-88 |
|    | Robert Reichel    | 1992-93 |
|    | Robert Reichel    | 1993-94 |
|    | Theoren Fleury    | 1993-94 |
| 39 | Eric Vail         | 1974-75 |
|    | Gary Roberts      | 1989-90 |
|    | Jarome Iginla     | 2006-07 |
| 38 | Willi Plett       | 1980-81 |
|    | Joe Nieuwendyk    | 1992-93 |
|    | Gary Roberts      | 1992-93 |
| 37 | Bob MacMillan     | 1978-79 |
|    | HakanLoob         | 1984-85 |
|    | Kent Nilsson      | 1984-85 |
| 36 | Eddy Beers        | 1983-84 |
|    | Joe Mullen        | 1989-90 |
|    | Joe Nieuwendyk    | 1993-94 |
| 35 | Eric Vail         | 1978-79 |
|    | ValeriBure        | 1999-00 |
|    | Jarome Iginla     | 2002-03 |
|    | Jarome Iginla     | 2005-06 |
| 34 | Curt Bennett      | 1975-76 |
|    | Lanny McDonald    | 1981-82 |
|    | Theoren Fleury    | 1992-93 |
|    | Kristian Huselius | 2006-07 |
| 33 | Willi Plett       | 1976-77 |
|    | Lanny McDonald    | 1983-84 |
|    | Theoren Fleury    | 1991-92 |
|    | Daymond Lankow    | 2006-07 |
| 32 | Eric Vail         | 1976-77 |
|    | Kevin Lavallee    | 1981-82 |
| 31 | Curt Bennett      | 1974-75 |
|    | Tom Lysiak        | 1975-76 |
|    | Bob MacMillan     | 1977-78 |
|    | Guy Chouinard     | 1979-80 |
|    | Guy Chouinard     | 1980-81 |
|    | Kent Nilsson      | 1983-84 |
|    | Hakan Loob        | 1985-86 |
|    | Theoren Fleury    | 1989-90 |
|    | Jarome Iginla     | 2000-01 |
| 30 | Tom Lysiak        | 1976-77 |
|    | Jim Peplinski     | 1981-82 |
|    | Hakan Loob        | 1983-84 |
|    | Dan Quinn         | 1985-86 |
|    | Sergei Makarov    | 1990-91 |
|    | Daymond Lankow    | 2007-08 |

## MOST ASSISTS

|    |                   |         |
|----|-------------------|---------|
| 82 | Kent Nilsson      | 1980-81 |
| 75 | Al MacInnis       | 1990-91 |
| 71 | Bob MacMillan     | 1978-79 |
| 70 | Gary Suter        | 1987-88 |
| 67 | Doug Gilmour      | 1989-90 |
| 66 | Theoren Fleury    | 1992-93 |
| 62 | Kent Nilsson      | 1984-85 |
|    | Al MacInnis       | 1989-90 |
|    | Sergei Makarov    | 1989-90 |
| 61 | Doug Gilmour      | 1990-91 |
| 60 | Gary Suter        | 1989-90 |
| 59 | Guy Chouinard     | 1982-83 |
|    | Doug Gilmour      | 1988-89 |
|    | Joe Mullen        | 1988-89 |
|    | Alex Tanguay      | 2006-07 |
| 58 | Kent Nilsson      | 1982-83 |
|    | Paul Reinhart     | 1982-83 |
|    | Al MacInnis       | 1987-88 |
|    | Al MacInnis       | 1988-89 |
|    | Hakan Loob        | 1988-89 |
|    | Gary Suter        | 1990-91 |
|    | Gary Suter        | 1992-93 |
| 57 | Guy Chouinard     | 1978-79 |
|    | Guy Chouinard     | 1981-82 |
|    | Al MacInnis       | 1985-86 |
|    | Al MacInnis       | 1991-92 |
| 56 | Al MacInnis       | 1986-87 |
|    | HakanLoob         | 1987-88 |
| 55 | Mike Bullard      | 1987-88 |
|    | Jarome Iginla     | 2006-07 |
| 54 | Al MacInnis       | 1993-94 |
| 53 | TheorenFleury     | 1990-91 |
|    | Kent Nilsson      | 1979-80 |
|    | Robert Reichel    | 1993-94 |
|    | Paul Reinhart     | 1986-87 |
| 52 | Guy Chouinard     | 1980-81 |
|    | Tom Lysiak        | 1974-75 |
|    | Al MacInnis       | 1984-85 |
| 51 | TheorenFleury     | 1997-98 |
|    | Tom Lysiak        | 1975-76 |
|    | Tom Lysiak        | 1976-77 |
|    | Pekka Rautakallio | 1981-82 |
| 50 | TheorenFleury     | 1995-96 |
|    | Joe Nieuwendyk    | 1989-90 |
|    | Gary Suter        | 1985-86 |
| 49 | Mel Bridgman      | 1981-82 |
|    | Sergei Makarov    | 1990-91 |
|    | Kent Nilsson      | 1983-84 |
|    | Paul Reinhart     | 1980-81 |
|    | Gary Suter        | 1988-89 |
| 48 | Craig Conroy      | 2001-02 |
|    | Jarome Iginla     | 2007-08 |
|    | Sergei Makarov    | 1991-92 |
|    | Robert Reichel    | 1992-93 |
|    | Paul Reinhart     | 1981-82 |
|    | Eric Vail         | 1978-79 |
|    | Carey Wilson      | 1984-85 |

# FLAMES ALL TIME TOP SEASONS (CON'T)

## MOST PENALTY MINUTES

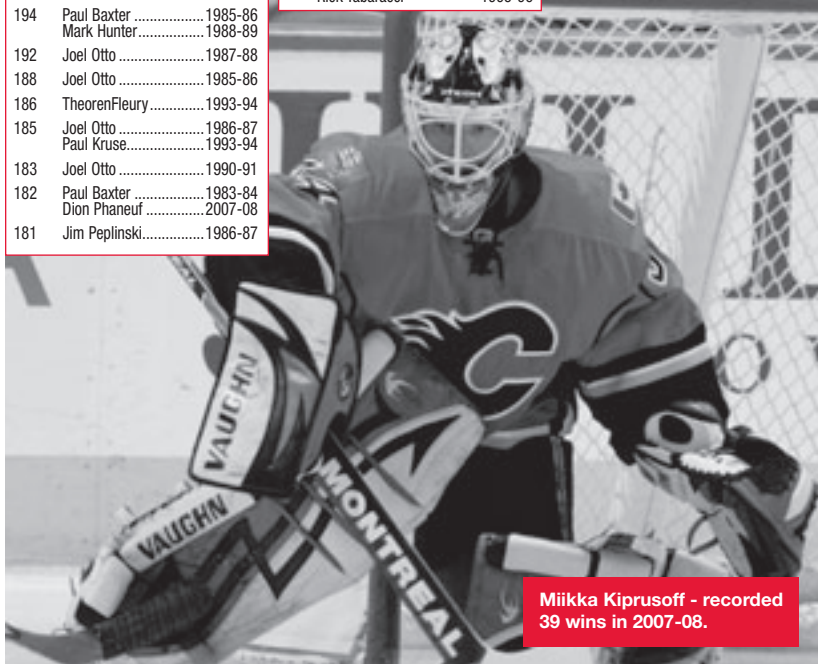
|     |                      |         |
|-----|----------------------|---------|
| 375 | Tim Hunter.....      | 1988-89 |
| 361 | Tim Hunter.....      | 1986-87 |
| 338 | Ron Stern.....       | 1991-92 |
| 337 | Tim Hunter.....      | 1987-88 |
| 291 | Tim Hunter.....      | 1985-86 |
| 288 | WilliPlett.....      | 1981-82 |
| 282 | Gary Roberts.....    | 1987-88 |
| 279 | Tim Hunter.....      | 1989-90 |
| 271 | Neil Sheehy.....     | 1985-86 |
| 259 | Tim Hunter.....      | 1984-85 |
| 252 | Gary Roberts.....    | 1990-91 |
| 250 | Gary Roberts.....    | 1988-89 |
|     | Chris Simon.....     | 2003-04 |
| 247 | Krzysztof Oliwa..... | 2003-04 |
| 243 | Ron Stern.....       | 1993-94 |
| 241 | Jim Peplinski.....   | 1988-89 |
| 239 | WilliPlett.....      | 1980-81 |
| 234 | Jim Peplinski.....   | 1987-88 |
| 231 | WilliPlett.....      | 1979-80 |
| 222 | Gary Roberts.....    | 1989-90 |
| 214 | Jim Peplinski.....   | 1985-86 |
| 213 | Joel Otto.....       | 1988-89 |
|     | WilliPlett.....      | 1978-79 |
| 209 | Craig Berube.....    | 1992-93 |
| 208 | Todd Simpson.....    | 1996-97 |
| 207 | Gary Roberts.....    | 1991-92 |
|     | Ron Stern.....       | 1992-93 |
| 197 | TheorenFleury.....   | 1997-98 |
| 194 | Paul Baxter.....     | 1985-86 |
|     | Mark Hunter.....     | 1988-89 |
| 192 | Joel Otto.....       | 1987-88 |
| 188 | Joel Otto.....       | 1985-86 |
| 186 | TheorenFleury.....   | 1993-94 |
| 185 | Joel Otto.....       | 1986-87 |
|     | Paul Kruse.....      | 1993-94 |
| 183 | Joel Otto.....       | 1990-91 |
| 182 | Paul Baxter.....     | 1983-84 |
|     | Dion Phaneuf.....    | 2007-08 |
| 181 | Jim Peplinski.....   | 1986-87 |

## MOST WINS

|    |                 |         |
|----|-----------------|---------|
| 42 | MiikkaKiprusoff | 2005-06 |
| 40 | MiikkaKiprusoff | 2006-07 |
| 39 | Michael Vernon  | 1987-88 |
|    | MiikkaKiprusoff | 2007-08 |
| 37 | Michael Vernon  | 1988-89 |
| 32 | Dan Bouchard    | 1978-79 |
| 31 | Michael Vernon  | 1990-91 |
| 30 | RejeanLemelin   | 1984-85 |
|    | Roman Turek     | 2001-02 |
|    | Michael Vernon  | 1986-87 |
| 29 | RejeanLemelin   | 1985-86 |
|    | Michael Vernon  | 1992-93 |
| 27 | Roman Turek     | 2002-03 |
| 26 | Michael Vernon  | 1993-94 |
| 25 | Dan Bouchard    | 1977-78 |
|    | Fred Brathwaite | 1999-00 |
| 24 | Michael Vernon  | 1991-92 |
|    | MiikkaKiprusoff | 2003-04 |
| 23 | Dan Bouchard    | 1979-80 |
|    | Michael Vernon  | 1989-90 |
| 22 | Trevor Kidd     | 1994-95 |
| 21 | Trevor Kidd     | 1996-97 |
|    | RejeanLemelin   | 1983-84 |
|    | Pat Riggan      | 1980-81 |
| 20 | Dan Bouchard    | 1974-75 |
| 19 | Dan Bouchard    | 1973-74 |
|    | Dan Bouchard    | 1975-76 |
|    | Dan Bouchard    | 1979-80 |
|    | Pat Riggan      | 1981-82 |
|    | Rick Tabaracci  | 1995-96 |

## MOST LOSSES

|    |                      |         |
|----|----------------------|---------|
| 30 | Michael Vernon.....  | 1991-92 |
| 29 | Roman Turek.....     | 2002-03 |
| 28 | Roman Turek.....     | 2001-02 |
| 26 | Michael Vernon.....  | 1992-93 |
|    | MiikkaKiprusoff..... | 2007-08 |
| 25 | Fred Brathwaite..... | 1999-00 |
| 24 | MikkaaKiprusoff..... | 2006-07 |
|    | RejeanLemelin.....   | 1985-86 |
| 23 | Trevor Kidd.....     | 1996-97 |
|    | Phil Myre.....       | 1972-73 |
|    | Mike Vernon.....     | 2000-01 |
| 22 | Rick Tabaracci.....  | 1997-98 |
| 21 | Dan Bouchard.....    | 1978-79 |
|    | Trevor Kidd.....     | 1995-96 |
|    | Michael Vernon.....  | 1986-87 |
| 20 | MiikkaKiprusoff..... | 2005-06 |
| 19 | Dan Bouchard.....    | 1979-80 |
|    | Don Edwards.....     | 1983-84 |
|    | Pat Riggan.....      | 1981-82 |
|    | Michael Vernon.....  | 1990-91 |



**Miikka Kiprusoff - recorded 39 wins in 2007-08.**

# FLAMES CAREER SCORING

|    | PLAYER             | GP  | G   | A   | PTS | PIM  |
|----|--------------------|-----|-----|-----|-----|------|
| 1  | Fleury, Theoren    | 791 | 364 | 466 | 830 | 1339 |
| 2  | MacInnis, Al       | 803 | 213 | 609 | 822 | 944  |
| 3  | Iginla, Jarome     | 860 | 374 | 388 | 762 | 631  |
| 4  | Nieuwendyk, Joe    | 577 | 314 | 302 | 616 | 330  |
| 5  | Suter, Gary        | 617 | 128 | 437 | 565 | 872  |
| 6  | Nilsson, Kent      | 425 | 229 | 333 | 562 | 90   |
| 7  | Chouinard, Guy     | 514 | 193 | 336 | 529 | 110  |
| 8  | Roberts, Gary      | 585 | 257 | 248 | 505 | 1736 |
| 9  | Vail, Eric         | 539 | 206 | 246 | 452 | 246  |
| 10 | Reinhart, Paul     | 517 | 109 | 335 | 444 | 203  |
| 11 | Lysiak, Tom        | 445 | 155 | 276 | 431 | 329  |
| 12 | Loob, Hakan        | 450 | 193 | 236 | 429 | 189  |
| 13 | Otto, Joel         | 730 | 167 | 261 | 428 | 1642 |
| 14 | Peplinski, Jim     | 711 | 161 | 263 | 424 | 1467 |
| 15 | McDonald, Lanny    | 492 | 215 | 191 | 406 | 408  |
| 16 | Mullen, Joe        | 345 | 190 | 198 | 388 | 95   |
| 17 | Reichel, Robert    | 425 | 153 | 201 | 354 | 217  |
| 18 | Plett, Willi       | 452 | 150 | 149 | 299 | 1267 |
| 19 | MacMillan, Bob     | 308 | 122 | 173 | 295 | 111  |
| 20 | Gilmour, Doug      | 266 | 81  | 214 | 295 | 286  |
| 21 | Makarov, Sergei    | 297 | 94  | 198 | 292 | 199  |
| 22 | Houston, Ken       | 462 | 128 | 145 | 273 | 516  |
| 23 | Bennett, Curt      | 405 | 126 | 140 | 266 | 190  |
| 24 | Wilson, Carey      | 355 | 102 | 161 | 263 | 160  |
| 25 | Macoun, Jamie      | 586 | 62  | 184 | 246 | 664  |
| 26 | Conroy, Craig      | 344 | 80  | 163 | 243 | 215  |
| 27 | Housley, Phil      | 328 | 50  | 188 | 238 | 140  |
| 28 | Stillman, Cory     | 393 | 109 | 126 | 235 | 192  |
| 29 | Titov, German      | 345 | 107 | 121 | 228 | 142  |
| 30 | Clement, Bill      | 444 | 85  | 139 | 224 | 197  |
| 31 | Comeau, Rey        | 468 | 88  | 126 | 214 | 153  |
| 32 | Langkow, Daymond   | 243 | 88  | 113 | 201 | 109  |
| 33 | Ranheim, Paul      | 354 | 94  | 100 | 194 | 105  |
| 34 | Bure, Valeri       | 256 | 93  | 99  | 192 | 100  |
| 35 | Beers, Eddy        | 226 | 87  | 105 | 192 | 232  |
| 36 | Quinn, Dan         | 222 | 72  | 119 | 191 | 100  |
| 37 | Patterson, Colin   | 416 | 88  | 99  | 187 | 187  |
| 38 | Huselius, Kristian | 216 | 74  | 108 | 182 | 102  |
| 39 | Manery, Randy      | 377 | 30  | 142 | 172 | 242  |
| 40 | Risebrough, Doug   | 247 | 68  | 101 | 169 | 583  |
| 41 | Romanchych, Larry  | 288 | 68  | 95  | 163 | 100  |
| 42 | Morris, Derek      | 343 | 34  | 129 | 163 | 385  |
| 43 | Phaneuf, Dion      | 243 | 54  | 105 | 159 | 373  |
| 44 | Bullard, Mike      | 136 | 76  | 81  | 157 | 102  |
| 45 | Savard, Marc       | 221 | 60  | 94  | 154 | 158  |
| 46 | Rautakallio, Pekka | 235 | 33  | 121 | 154 | 122  |
| 47 | Leiter, Bobby      | 234 | 64  | 81  | 145 | 41   |
| 48 | Bozek, Steve       | 261 | 64  | 79  | 143 | 80   |
| 49 | Tanguay, Alex      | 159 | 40  | 99  | 139 | 92   |
| 50 | Lombardi, Matthew  | 297 | 56  | 81  | 137 | 195  |
| 51 | Russell, Phil      | 322 | 29  | 103 | 132 | 469  |
| 52 | Lavallee, Kevin    | 212 | 66  | 65  | 131 | 63   |
| 53 | Stern, Ron         | 396 | 59  | 66  | 125 | 1288 |
| 54 | Bridgman, Mel      | 142 | 45  | 80  | 125 | 197  |

|     | PLAYER             | GP  | G  | A  | PTS | PIM  |
|-----|--------------------|-----|----|----|-----|------|
| 55  | Regehr, Robyn      | 581 | 25 | 96 | 121 | 591  |
| 56  | Tonelli, John      | 161 | 40 | 76 | 116 | 164  |
| 57  | Kea, Ed            | 316 | 22 | 92 | 114 | 283  |
| 58  | Pronovost, Jean    | 155 | 52 | 58 | 110 | 42   |
| 59  | Hunter, Tim        | 545 | 49 | 59 | 108 | 2405 |
| 60  | Nylander, Michael  | 168 | 34 | 74 | 108 | 54   |
| 61  | Eloranta, Kari     | 255 | 12 | 96 | 108 | 149  |
| 62  | Lever, Don         | 113 | 48 | 58 | 106 | 66   |
| 63  | Kromm, Richard     | 189 | 43 | 61 | 104 | 90   |
| 64  | Richard, Jacques   | 215 | 57 | 46 | 103 | 108  |
| 65  | Konroyd, Steve     | 350 | 18 | 83 | 101 | 386  |
| 66  | McCreary, Keith    | 231 | 49 | 50 | 99  | 91   |
| 67  | Quinn, Pat         | 374 | 12 | 87 | 99  | 555  |
| 68  | Hislop, Jamie      | 215 | 37 | 61 | 98  | 65   |
| 69  | Yelle, Stephane    | 339 | 31 | 65 | 96  | 174  |
| 70  | Lalonde, Bobby     | 155 | 38 | 56 | 94  | 54   |
| 71  | Hrdina, Jiri       | 157 | 36 | 58 | 94  | 63   |
| 72  | Eaves, Mike        | 117 | 28 | 65 | 93  | 30   |
| 73  | Lydman, Toni       | 289 | 19 | 74 | 93  | 140  |
| 74  | Mulhern, Richard   | 207 | 25 | 67 | 92  | 153  |
| 75  | Graves, Hilliard   | 172 | 37 | 54 | 91  | 63   |
| 76  | Ecclestone, Tim    | 220 | 28 | 62 | 90  | 92   |
| 77  | Gelinis, Martin    | 157 | 38 | 49 | 87  | 121  |
| 78  | Shantz, Jeff       | 256 | 33 | 53 | 86  | 151  |
| 79  | Gould, John        | 194 | 35 | 50 | 85  | 47   |
| 80  | McCrimmon, Brad    | 231 | 16 | 67 | 83  | 274  |
| 81  | McAmmond, Dean     | 137 | 38 | 43 | 81  | 78   |
| 82  | Cassels, Andrew    | 151 | 29 | 52 | 81  | 50   |
| 83  | Phillipoff, Harold | 118 | 26 | 53 | 79  | 241  |
| 84  | Murdoch, Bob       | 262 | 16 | 63 | 79  | 202  |
| 85  | Shand, Dave        | 288 | 14 | 63 | 77  | 324  |
| 86  | Saprykin, Oleg     | 187 | 29 | 47 | 76  | 132  |
| 87  | Zalapski, Zarley   | 178 | 21 | 55 | 76  | 220  |
| 88  | Chiasson, Steve    | 168 | 15 | 59 | 74  | 133  |
| 89  | Berezan, Perry     | 152 | 31 | 42 | 73  | 154  |
| 90  | Wilm, Clarke       | 303 | 31 | 42 | 73  | 250  |
| 91  | Amonte, Tony       | 161 | 24 | 48 | 72  | 83   |
| 92  | Clark, Chris       | 278 | 35 | 36 | 71  | 363  |
| 93  | Kobasew, Chuck     | 210 | 34 | 37 | 71  | 160  |
| 94  | Albelin, Tommy     | 339 | 12 | 59 | 71  | 92   |
| 95  | MacLellan, Brian   | 134 | 35 | 35 | 70  | 95   |
| 96  | Patrick, James     | 217 | 14 | 56 | 70  | 82   |
| 97  | Lowry, Dave        | 193 | 31 | 38 | 69  | 131  |
| 98  | Gibbs, Barry       | 208 | 13 | 55 | 68  | 218  |
| 99  | Stewart, John      | 142 | 35 | 32 | 67  | 71   |
| 100 | Leopold, Jordan    | 214 | 15 | 52 | 67  | 104  |
| 101 | Wiemer, Jason      | 252 | 34 | 32 | 66  | 567  |
| 102 | Donovan, Shean     | 175 | 28 | 37 | 65  | 161  |
| 103 | Hamrlík, Roman     | 126 | 14 | 50 | 64  | 144  |
| 104 | Musil, Frank       | 335 | 18 | 45 | 63  | 505  |
| 105 | Ference, Andrew    | 224 | 10 | 53 | 63  | 210  |
| 106 | Nattress, Ric      | 226 | 9  | 53 | 62  | 204  |
| 107 | Hunter, Mark       | 133 | 34 | 26 | 60  | 358  |
| 108 | Gagner, Dave       | 82  | 27 | 33 | 60  | 48   |

# FLAMES CAREER SCORING

|     | PLAYER              | GP      | G  | A  | PTS | PIM |
|-----|---------------------|---------|----|----|-----|-----|
| 109 | Reinprecht, Steve   | 96      | 17 | 41 | 58  | 28  |
| 110 | Gauthier, Denis     | 384     | 13 | 45 | 58  | 515 |
| 111 | Walz, Wes           | 92      | 17 | 39 | 56  | 27  |
| 112 | Yawney, Trent       | 274     | 11 | 45 | 56  | 368 |
| 113 | McCarthy, Sandy     | 276     | 30 | 25 | 55  | 730 |
| 114 | Murzyn, Dana        | 201     | 16 | 39 | 55  | 404 |
| 115 | Baxter, Paul        | 209     | 16 | 39 | 55  | 568 |
| 116 | Tambellini, Steve   | 120     | 34 | 20 | 54  | 20  |
| 117 | Boldirev, Ivan      | 65      | 22 | 32 | 54  | 26  |
| 118 | Kruse, Paul         | 246     | 24 | 29 | 53  | 614 |
| 119 | Drury, Chris        | 80      | 23 | 30 | 53  | 33  |
| 120 | McInnis, Marty      | 91      | 23 | 30 | 53  | 42  |
| 121 | Hulse, Cale         | 277     | 10 | 43 | 53  | 449 |
| 122 | Hull, Brett         | 57      | 27 | 24 | 51  | 12  |
| 123 | Hoglund, Jonas      | 118     | 25 | 24 | 49  | 28  |
| 124 | Rochefort, Leon     | 110     | 19 | 30 | 49  | 23  |
| 125 | Flett, Bill         | 102     | 27 | 21 | 48  | 36  |
| 126 | St. Sauveur, Claude | 79      | 24 | 24 | 48  | 23  |
| 127 | Sullivan, Mike      | 205     | 20 | 28 | 48  | 54  |
| 128 | Lemieux, Jean       | 140     | 10 | 38 | 48  | 35  |
| 129 | Petit, Michel       | 134     | 8  | 40 | 48  | 243 |
| 130 | Sheehy, Neil        | 222     | 13 | 34 | 47  | 725 |
| 131 | Nazarov, Andrei     | 112     | 15 | 31 | 46  | 108 |
| 132 | Bourgeois, Charles  | 162     | 12 | 34 | 46  | 430 |
| 133 | Jackson, Jim        | 107     | 15 | 30 | 45  | 20  |
| 134 | Price, Noel         | 199     | 5  | 40 | 45  | 160 |
| 135 | Harvey, Buster      | 80      | 17 | 27 | 44  | 16  |
| 136 | Marsh, Brad         | 257     | 3  | 41 | 44  | 317 |
| 137 | Domenichelli, Hnat  | 96      | 20 | 23 | 43  | 31  |
| 138 | Ribble, Pat         | 203     | 12 | 31 | 43  | 188 |
| 139 | Nilson, Marcus      | 194     | 19 | 23 | 42  | 77  |
| 140 | Johansson, Roger    | 150     | 8  | 34 | 42  | 157 |
| 141 | Simpson, Bobby      | 127     | 23 | 18 | 41  | 94  |
| 142 | Kisio, Kelly        | 63      | 14 | 27 | 41  | 34  |
| 143 | Meehan, Gerry       | 62      | 11 | 30 | 41  | 8   |
| 144 | Hextall, Bryan      | 114     | 20 | 20 | 40  | 117 |
| 145 | Ward, Ed            | 215     | 16 | 24 | 40  | 284 |
| 146 | Kryskow, Dave       | 79      | 15 | 25 | 40  | 65  |
| 147 | Millen, Corey       | 92      | 15 | 25 | 40  | 42  |
| 148 | Hindmarch, Dave     | 98      | 21 | 17 | 38  | 25  |
| 149 | Labraaten, Dan      | 70      | 19 | 19 | 38  | 19  |
| 150 | Niederemayer, Rob   | 111     | 14 | 24 | 38  | 91  |
| 151 | Hicke, Ernie        | 58      | 14 | 23 | 37  | 37  |
| 152 | Warrener, Rhett     | 231     | 11 | 26 | 37  | 239 |
| 153 | Matteau, Stephane   | 82      | 16 | 19 | 35  | 112 |
| 154 | Aucoin, Adrian      | 76      | 10 | 25 | 35  | 37  |
| 155 | Laurence, Red       | 59      | 14 | 20 | 34  | 6   |
| 156 | Kravchuk, Igor      | 115     | 4  | 30 | 34  | 23  |
| 157 | Vernon, Mike        | (G) 526 | 0  | 34 | 34  | 192 |
| 158 | Unger, Garry        | 79      | 17 | 16 | 33  | 39  |
| 159 | Rota, Darcy         | 57      | 19 | 13 | 32  | 70  |
| 160 | Cavallini, Gino     | 54      | 13 | 17 | 30  | 40  |
| 161 | Lindsay, Bill       | 132     | 9  | 21 | 30  | 183 |
| 162 | Simpson, Todd       | 214     | 4  | 26 | 30  | 500 |

|     | PLAYER             | GP      | G  | A  | PTS | PIM |
|-----|--------------------|---------|----|----|-----|-----|
| 163 | Cyr, Denis         | 66      | 14 | 15 | 29  | 13  |
| 164 | Bradley, Brian     | 45      | 10 | 19 | 29  | 16  |
| 165 | Dahl, Kevin        | 179     | 7  | 22 | 29  | 149 |
| 166 | Lindberg, Chris    | 79      | 11 | 17 | 28  | 35  |
| 167 | Moss, David        | 82      | 14 | 15 | 29  | 22  |
| 168 | Nichol, Scott      | 128     | 13 | 14 | 27  | 256 |
| 169 | McAdam, Gary       | 46      | 12 | 15 | 27  | 18  |
| 170 | Simon, Chris       | 85      | 11 | 16 | 27  | 119 |
| 171 | Berube, Craig      | 234     | 10 | 17 | 27  | 628 |
| 172 | Keczmer, Dan       | 98      | 3  | 23 | 26  | 72  |
| 173 | Kennedy, Sheldon   | 71      | 10 | 15 | 25  | 81  |
| 174 | MacMillan, Bill    | 78      | 10 | 15 | 25  | 52  |
| 175 | Carriere, Larry    | 100     | 6  | 18 | 24  | 112 |
| 176 | Leeman, Gary       | 59      | 11 | 12 | 23  | 37  |
| 177 | Corbet, Rene       | 68      | 9  | 14 | 23  | 70  |
| 178 | Boughner, Bob      | 148     | 5  | 18 | 23  | 293 |
| 179 | Ramage, Rob        | 80      | 4  | 19 | 23  | 193 |
| 180 | Dahlquist, Chris   | 151     | 4  | 18 | 22  | 118 |
| 181 | Gavey, Aaron       | 67      | 9  | 12 | 21  | 58  |
| 182 | Petrovicky, Ronald | 107     | 9  | 12 | 21  | 139 |
| 183 | Bouchard, Joel     | 126     | 9  | 12 | 21  | 106 |
| 184 | Smith, Steve       | 102     | 1  | 20 | 21  | 139 |
| 185 | Ritchie, Byron     | 109     | 12 | 8  | 20  | 137 |
| 186 | Hlushko, Todd      | 76      | 7  | 13 | 20  | 84  |
| 187 | Morrison, Lew      | 130     | 7  | 13 | 20  | 19  |
| 188 | Wright, Jamie      | 63      | 6  | 14 | 20  | 32  |
| 189 | St. Louis, Martin  | 69      | 4  | 16 | 20  | 32  |
| 190 | Zaharov, Miles     | 71      | 1  | 19 | 20  | 26  |
| 191 | Cowan, Jeff        | 83      | 14 | 5  | 19  | 130 |
| 192 | McDonough, Al      | 35      | 10 | 9  | 19  | 15  |
| 193 | Ashton, Brent      | 32      | 8  | 11 | 19  | 41  |
| 194 | Sweeney, Tim       | 53      | 8  | 11 | 19  | 12  |
| 195 | Glynn, Brian       | 68      | 5  | 14 | 19  | 87  |
| 196 | Begin, Steve       | 123     | 11 | 7  | 18  | 192 |
| 197 | Redmond, Dick      | 42      | 7  | 11 | 18  | 16  |
| 198 | Habscheid, Marc    | 46      | 7  | 11 | 18  | 42  |
| 199 | Torgaev, Pavel     | 50      | 6  | 12 | 18  | 18  |
| 200 | Eriksson, Anders   | 61      | 1  | 17 | 18  | 36  |
| 201 | Christoff, Steve   | 45      | 9  | 8  | 17  | 62  |
| 202 | Primeau, Wayne     | 70      | 6  | 11 | 17  | 36  |
| 203 | Giordano, Mark     | 55      | 7  | 9  | 16  | 44  |
| 204 | Boyd, Dustin       | 61      | 9  | 7  | 16  | 10  |
| 205 | Forslund, Tomas    | 44      | 5  | 11 | 16  | 12  |
| 206 | Huscroft, Jamie    | 109     | 3  | 13 | 16  | 279 |
| 207 | Racine, Yves       | 46      | 1  | 15 | 16  | 24  |
| 208 | Bouchard, Dan      | (G) 398 | 0  | 16 | 16  | 146 |
| 209 | Jalonen, Kari      | 34      | 9  | 6  | 15  | 4   |
| 210 | Dubinsky, Steve    | 84      | 4  | 11 | 15  | 18  |
| 211 | Fox, Greg          | 80      | 1  | 14 | 15  | 95  |
| 212 | Lemelin, Rejean    | (G) 324 | 0  | 15 | 15  | 53  |
| 213 | Mokosak, Carl      | 42      | 7  | 7  | 14  | 87  |
| 214 | Evason, Dean       | 67      | 7  | 7  | 14  | 38  |
| 215 | Dowd, Jim          | 48      | 6  | 8  | 14  | 12  |
| 216 | Lundmark, Jamie    | 51      | 4  | 10 | 14  | 51  |

# FLAMES CAREER SCORING

|     | PLAYER              | GP  | G | A  | PTS | PIM |
|-----|---------------------|-----|---|----|-----|-----|
| 217 | Dunn, Richie        | 80  | 3 | 11 | 14  | 47  |
| 218 | Henderson, Paul     | 30  | 7 | 6  | 13  | 6   |
| 219 | Arnason, Chuck      | 33  | 7 | 6  | 13  | 13  |
| 220 | McCarty, Darren     | 99  | 7 | 6  | 13  | 175 |
| 221 | DeGray, Dale        | 28  | 6 | 7  | 13  | 29  |
| 222 | Allison, Jamie      | 101 | 3 | 10 | 13  | 163 |
| 223 | O'Sullivan, Chris   | 49  | 2 | 11 | 13  | 14  |
| 224 | Plager, Bill        | 76  | 2 | 11 | 13  | 92  |
| 225 | Friesen, Jeff       | 72  | 6 | 6  | 12  | 34  |
| 226 | Fenton, Paul        | 31  | 5 | 7  | 12  | 10  |
| 227 | Drury, Ted          | 34  | 5 | 7  | 12  | 26  |
| 228 | Wilson, Bert        | 50  | 5 | 7  | 12  | 94  |
| 229 | Buzek, Petr         | 76  | 4 | 8  | 12  | 28  |
| 230 | Bialowas, Dwight    | 48  | 3 | 9  | 12  | 22  |
| 231 | Sloan, Blake        | 74  | 2 | 10 | 12  | 32  |
| 232 | Smith, Brad         | 49  | 7 | 4  | 11  | 69  |
| 233 | Paslawski, Greg     | 28  | 6 | 5  | 11  | 2   |
| 234 | Tkaczuk, Daniel     | 19  | 4 | 7  | 11  | 14  |
| 235 | Carr, Gene          | 30  | 3 | 8  | 11  | 6   |
| 236 | Priakin, Sergei     | 46  | 3 | 8  | 11  | 2   |
| 237 | Krivokrasov, Sergei | 12  | 1 | 10 | 11  | 4   |
| 238 | Picard, Noel        | 57  | 1 | 10 | 11  | 53  |
| 239 | Meredith, Greg      | 36  | 6 | 4  | 10  | 8   |
| 240 | Johansson, Andreas  | 28  | 3 | 7  | 10  | 14  |
| 241 | Nystrom, Eric       | 46  | 3 | 7  | 10  | 48  |
| 242 | Dollas, Bobby       | 49  | 3 | 7  | 10  | 28  |
| 243 | Kyte, Jim           | 63  | 0 | 10 | 10  | 260 |
| 244 | Turek, Roman (G)    | 152 | 0 | 10 | 10  | 18  |
| 245 | Fotiu, Nick         | 51  | 5 | 4  | 9   | 166 |
| 246 | Lapointe, Claude    | 32  | 4 | 5  | 9   | 20  |
| 247 | Johansson, Mathias  | 46  | 4 | 5  | 9   | 12  |
| 248 | Montador, Steve     | 94  | 4 | 5  | 9   | 201 |
| 249 | Gratton, Norm       | 29  | 3 | 6  | 9   | 12  |
| 250 | McKendry, Alex      | 36  | 3 | 6  | 9   | 19  |
| 251 | Brown, Arnie        | 63  | 3 | 6  | 9   | 46  |
| 252 | Murray, Bob         | 104 | 3 | 6  | 9   | 56  |
| 253 | Stiles, Tony        | 30  | 2 | 7  | 9   | 20  |
| 254 | Osiecki, Mark       | 50  | 2 | 7  | 9   | 24  |
| 255 | Shannon, Darryl     | 27  | 1 | 8  | 9   | 22  |
| 256 | Paradise, Bob       | 89  | 1 | 8  | 9   | 116 |
| 257 | Kidd, Trevor (G)    | 178 | 0 | 9  | 9   | 12  |
| 258 | Deadmarsh, Butch    | 61  | 7 | 1  | 8   | 97  |
| 259 | Lemieux, Jocelyn    | 20  | 4 | 4  | 8   | 10  |
| 260 | Nieminen, Ville     | 19  | 3 | 5  | 8   | 18  |
| 261 | Godynyuk, Alexander | 33  | 3 | 5  | 8   | 23  |
| 262 | Betts, Blair        | 35  | 3 | 5  | 8   | 12  |
| 263 | Courteau, Yves      | 18  | 2 | 5  | 7   | 4   |
| 264 | Bergqvist, Jonas    | 22  | 2 | 5  | 7   | 10  |
| 265 | Werenka, Brad       | 45  | 2 | 5  | 7   | 37  |
| 266 | Schlegel, Brad      | 26  | 1 | 6  | 7   | 4   |
| 267 | Guy, Kevan          | 42  | 0 | 7  | 7   | 33  |
| 268 | Sarich, Cory        | 80  | 2 | 5  | 7   | 135 |
| 269 | Murray, Marty       | 26  | 3 | 3  | 6   | 6   |
| 270 | Roche, Dave         | 38  | 3 | 3  | 6   | 49  |

|     | PLAYER                | GP  | G | A | PTS | PIM |
|-----|-----------------------|-----|---|---|-----|-----|
| 271 | Dingman, Chris        | 72  | 3 | 3 | 6   | 166 |
| 272 | Skrudland, Brian      | 16  | 2 | 4 | 6   | 10  |
| 273 | Vitakoski, Vesa       | 23  | 2 | 4 | 6   | 8   |
| 274 | Harris, Ron           | 24  | 2 | 4 | 6   | 8   |
| 275 | Gratton, Benoit       | 24  | 1 | 5 | 6   | 24  |
| 276 | Churla, Shane         | 34  | 1 | 5 | 6   | 158 |
| 277 | Green, Josh           | 36  | 2 | 4 | 6   | 24  |
| 278 | Simard, Martin        | 37  | 1 | 5 | 6   | 172 |
| 279 | Zyuzin, Andrei        | 49  | 1 | 5 | 6   | 30  |
| 280 | Riggins, Pat (G)      | 119 | 0 | 6 | 6   | 11  |
| 281 | MacDonald, Craig      | 25  | 3 | 2 | 5   | 8   |
| 282 | Young, C.J.           | 28  | 3 | 2 | 5   | 20  |
| 283 | Oliwa, Krzysztof      | 65  | 3 | 2 | 5   | 247 |
| 284 | Coxe, Craig           | 7   | 2 | 3 | 5   | 32  |
| 285 | Ingarfield, Earl, Jr. | 17  | 2 | 3 | 5   | 6   |
| 286 | Harkins, Todd         | 20  | 2 | 3 | 5   | 29  |
| 287 | Hentunen, Jukka       | 28  | 2 | 3 | 5   | 4   |
| 288 | Smyth, Greg           | 42  | 2 | 3 | 5   | 110 |
| 289 | Leclerc, Mike         | 15  | 1 | 4 | 5   | 8   |
| 290 | Talafous, Dean        | 18  | 1 | 4 | 5   | 13  |
| 291 | Volcan, Mickey        | 19  | 1 | 4 | 5   | 18  |
| 292 | Johnson, Terry        | 24  | 1 | 4 | 5   | 71  |
| 293 | Sabourin, Ken         | 27  | 1 | 4 | 5   | 72  |
| 294 | Borschevsky, Nikolai  | 8   | 0 | 5 | 5   | 0   |
| 295 | Stuart, Brad          | 27  | 0 | 5 | 5   | 18  |
| 296 | Reese, Jeff (G)       | 39  | 0 | 5 | 5   | 16  |
| 297 | Holt, Randy           | 56  | 0 | 5 | 5   | 174 |
| 298 | Myre, Phil (G)        | 211 | 0 | 5 | 5   | 23  |
| 299 | Kiprusoff, Miikka (G) | 262 | 0 | 5 | 5   | 35  |
| 302 | Featherstone, Glen    | 13  | 1 | 3 | 4   | 19  |
| 303 | Bureau, Marc          | 19  | 1 | 3 | 4   | 8   |
| 304 | Regehr, Richie        | 20  | 1 | 3 | 4   | 6   |
| 305 | Sutter, Ron           | 21  | 1 | 3 | 4   | 12  |
| 306 | Hay, Dwayne           | 49  | 1 | 3 | 4   | 16  |
| 307 | Engblom, Brian        | 32  | 0 | 4 | 4   | 28  |
| 308 | Bowness, Rick         | 33  | 0 | 4 | 4   | 29  |
| 309 | Seiling, Rod          | 36  | 0 | 4 | 4   | 12  |
| 310 | Smith, Mark           | 54  | 1 | 3 | 4   | 59  |
| 311 | Roloson, Dwayne (G)   | 70  | 0 | 4 | 4   | 12  |
| 312 | Tabaracci, Rick (G)   | 97  | 0 | 4 | 4   | 22  |
| 313 | Varlamov, Sergei      | 8   | 3 | 0 | 3   | 0   |
| 314 | Gould, Bob            | 20  | 3 | 0 | 3   | 4   |
| 315 | Eakin, Bruce          | 9   | 2 | 1 | 3   | 4   |
| 316 | Markwart, Nevin       | 10  | 2 | 1 | 3   | 25  |
| 317 | Sarault, Yves         | 11  | 2 | 1 | 3   | 4   |
| 318 | Andersson, Erik       | 12  | 2 | 1 | 3   | 8   |
| 319 | May, Alan             | 7   | 1 | 2 | 3   | 13  |
| 320 | McTavish, Dale        | 9   | 1 | 2 | 3   | 2   |
| 321 | Kohn, Ladislav        | 12  | 1 | 2 | 3   | 4   |
| 322 | Rioux, Pierre         | 14  | 1 | 2 | 3   | 4   |
| 323 | DuPont, Micki         | 18  | 1 | 2 | 3   | 6   |
| 324 | Marchment, Bryan      | 37  | 1 | 2 | 3   | 75  |
| 325 | Bassen, Bob           | 41  | 1 | 2 | 3   | 35  |
| 326 | Esau, Len             | 7   | 0 | 3 | 3   | 7   |




# FLAMES CAREER SCORING

|     | PLAYER               | GP  | G | A | PTS | PIM |  | PLAYER | GP                  | G  | A | PTS | PIM |    |
|-----|----------------------|-----|---|---|-----|-----|--|--------|---------------------|----|---|-----|-----|----|
| 327 | Dwyer, Mike          | 9   | 0 | 3 | 3   | 4   |  | 381    | Schulte, Paxton     | 1  | 0 | 0   | 0   | 2  |
| 328 | Pankewicz, Greg      | 17  | 0 | 3 | 3   | 20  |  | 382    | Sharples, Scott (G) | 1  | 0 | 0   | 0   | 0  |
| 329 | Mohns, Doug          | 28  | 0 | 3 | 3   | 10  |  | 383    | Skalde, Jarrod      | 1  | 0 | 0   | 0   | 0  |
| 330 | Belak, Wade          | 72  | 0 | 3 | 3   | 218 |  | 384    | Turnbull, Randy     | 1  | 0 | 0   | 0   | 2  |
| 331 | Brathwaite, Fred (G) | 138 | 0 | 3 | 3   | 45  |  | 385    | Whitmore, Kay (G)   | 1  | 0 | 0   | 0   | 0  |
| 332 | Edwards, Don (G)     | 114 | 0 | 3 | 3   | 6   |  | 386    | Ahola, Peter        | 2  | 0 | 0   | 0   | 0  |
| 333 | Haas, David          | 2   | 1 | 1 | 2   | 7   |  | 387    | Bucyk, Randy        | 2  | 0 | 0   | 0   | 0  |
| 334 | Sweeney, Bob         | 6   | 1 | 1 | 2   | 6   |  | 388    | Christie, Ryan      | 2  | 0 | 0   | 0   | 0  |
| 335 | Greig, Mark          | 8   | 1 | 1 | 2   | 2   |  | 389    | Curtale, Tony       | 2  | 0 | 0   | 0   | 0  |
| 336 | Byers, Jerry         | 12  | 1 | 1 | 2   | 9   |  | 390    | Freer, Mark         | 2  | 0 | 0   | 0   | 4  |
| 337 | Stefaniw, Morris     | 13  | 1 | 1 | 2   | 2   |  | 391    | Hogoboom, Bill      | 2  | 0 | 0   | 0   | 0  |
| 338 | Landry, Eric         | 15  | 1 | 1 | 2   | 4   |  | 392    | Letang, Alan        | 2  | 0 | 0   | 0   | 0  |
| 339 | Wappel, Gord         | 20  | 1 | 1 | 2   | 10  |  | 393    | Mercredi, Vic       | 2  | 0 | 0   | 0   | 0  |
| 340 | Lessard, Rick        | 7   | 0 | 2 | 2   | 2   |  | 394    | Mrozik, Rick        | 2  | 0 | 0   | 0   | 0  |
| 341 | Korn, Jim            | 9   | 0 | 2 | 2   | 26  |  | 395    | Muzzatti, Jason (G) | 2  | 0 | 0   | 0   | 0  |
| 342 | Loyns, Lynn          | 12  | 0 | 2 | 2   | 2   |  | 396    | Reierson, Dave      | 2  | 0 | 0   | 0   | 2  |
| 343 | Morgan, Jason        | 13  | 0 | 2 | 2   | 2   |  | 397    | Sundblad, Niklas    | 2  | 0 | 0   | 0   | 0  |
| 344 | Brigley, Travis      | 19  | 0 | 2 | 2   | 6   |  | 398    | Wilson, Rik         | 2  | 0 | 0   | 0   | 0  |
| 345 | Vandermeer, James    | 22  | 0 | 2 | 2   | 41  |  | 399    | Adduono, Rick       | 3  | 0 | 0   | 0   | 2  |
| 346 | Hanson, Keith        | 25  | 0 | 2 | 2   | 77  |  | 400    | Beaudoin, Serge     | 3  | 0 | 0   | 0   | 0  |
| 347 | Dadswell, Doug (G)   | 27  | 0 | 2 | 2   | 2   |  | 401    | Bodak, Bob          | 3  | 0 | 0   | 0   | 22 |
| 348 | Ketter, Kerry        | 41  | 0 | 2 | 2   | 58  |  | 402    | Boucher, Bryan (G)  | 3  | 0 | 0   | 0   | 0  |
| 349 | Wamsley, Rick (G)    | 111 | 0 | 2 | 2   | 12  |  | 403    | Eisenhut, Neil      | 3  | 0 | 0   | 0   | 0  |
| 350 | Hale, David          | 69  | 0 | 2 | 2   | 56  |  | 404    | Garner, Tyrone (G)  | 3  | 0 | 0   | 0   | 0  |
| 351 | O'Flaherty, Gerry    | 1   | 1 | 0 | 1   | 2   |  | 405    | Gorman, Dave        | 3  | 0 | 0   | 0   | 0  |
| 352 | Botterill, Jason     | 6   | 1 | 0 | 1   | 2   |  | 406    | Guenette, Steve (G) | 3  | 0 | 0   | 0   | 2  |
| 353 | Chernomaz, Richard   | 14  | 1 | 0 | 1   | 6   |  | 407    | Harrer, Tim         | 3  | 0 | 0   | 0   | 2  |
| 354 | Lemieux, Richard     | 1   | 0 | 1 | 1   | 0   |  | 408    | Jantunen, Marko     | 3  | 0 | 0   | 0   | 0  |
| 355 | Bolduc, Dan          | 2   | 0 | 1 | 1   | 0   |  | 409    | Niekar, Barry       | 3  | 0 | 0   | 0   | 12 |
| 356 | Botting, Cam         | 2   | 0 | 1 | 1   | 0   |  | 410    | Sorochan, Lee       | 3  | 0 | 0   | 0   | 0  |
| 357 | Malgunas, Stewart    | 4   | 0 | 1 | 1   | 2   |  | 411    | Walker, Howard      | 3  | 0 | 0   | 0   | 7  |
| 358 | Sabourin, Dany (G)   | 4   | 0 | 1 | 1   | 0   |  | 412    | Brubaker, Jeff      | 4  | 0 | 0   | 0   | 19 |
| 359 | Zemlak, Richard      | 5   | 0 | 1 | 1   | 42  |  | 413    | Germyn, Carsen      | 4  | 0 | 0   | 0   | 0  |
| 360 | Helenius, Sami       | 7   | 0 | 1 | 1   | 8   |  | 414    | Craig, Jim (G)      | 4  | 0 | 0   | 0   | 0  |
| 361 | Larose, Guy          | 7   | 0 | 1 | 1   | 4   |  | 415    | Grimson, Stu        | 4  | 0 | 0   | 0   | 22 |
| 362 | Miller, Brad         | 8   | 0 | 1 | 1   | 14  |  | 416    | Hampson, Gord       | 4  | 0 | 0   | 0   | 5  |
| 363 | Andersson, Niklas    | 11  | 0 | 1 | 1   | 4   |  | 417    | Martineau, Don      | 4  | 0 | 0   | 0   | 2  |
| 364 | Norwood, Lee         | 16  | 0 | 1 | 1   | 16  |  | 418    | Morrow, Scott       | 4  | 0 | 0   | 0   | 0  |
| 365 | Eakins, Dallas       | 17  | 0 | 1 | 1   | 11  |  | 419    | Mottau, Mike        | 4  | 0 | 0   | 0   | 0  |
| 366 | Moss, Tyler (G)      | 17  | 0 | 1 | 1   | 0   |  | 420    | Struch, David       | 4  | 0 | 0   | 0   | 4  |
| 367 | Commodore, Mike      | 18  | 0 | 1 | 1   | 44  |  | 421    | Ference, Brad       | 5  | 0 | 0   | 0   | 2  |
| 368 | Lakovic, Sasha       | 19  | 0 | 1 | 1   | 54  |  | 422    | Sonnenberg, Martin  | 5  | 0 | 0   | 0   | 2  |
| 369 | Giguere, JS (G)      | 22  | 0 | 1 | 1   | 6   |  | 423    | Wortman, Kevin      | 5  | 0 | 0   | 0   | 2  |
| 370 | Fata, Rico           | 27  | 0 | 1 | 1   | 10  |  | 424    | Bernhardt, Tim (G)  | 6  | 0 | 0   | 0   | 2  |
| 371 | Wregget, Ken (G)     | 27  | 0 | 1 | 1   | 8   |  | 425    | Scoville, Darrel    | 6  | 0 | 0   | 0   | 2  |
| 372 | Charron, Eric        | 35  | 0 | 1 | 1   | 55  |  | 426    | Chorske, Tom        | 7  | 0 | 0   | 0   | 2  |
| 373 | McLennan, Jamie (G)  | 57  | 0 | 1 | 1   | 34  |  | 427    | Conacher, Pat       | 7  | 0 | 0   | 0   | 2  |
| 374 | Bartel, Robin        | 1   | 0 | 0 | 0   | 0   |  | 428    | Ferguson, Craig     | 8  | 0 | 0   | 0   | 4  |
| 375 | Dome, Robert         | 1   | 0 | 0 | 0   | 0   |  | 429    | Sauve, Philippe (G) | 8  | 0 | 0   | 0   | 21 |
| 376 | Heaphy, Shawn        | 1   | 0 | 0 | 0   | 0   |  | 430    | Prust, Brandon      | 10 | 0 | 0   | 0   | 25 |
| 377 | Lamb, Mark           | 1   | 0 | 0 | 0   | 0   |  | 431    | Thompson, Rocky     | 15 | 0 | 0   | 0   | 86 |
| 378 | Lebeau, Patrick      | 1   | 0 | 0 | 0   | 0   |  | 432    | D'Amour, Marc (G)   | 16 | 0 | 0   | 0   | 22 |
| 379 | Maki, Tomi           | 1   | 0 | 0 | 0   | 0   |  | 433    | Belanger, Yves (G)  | 22 | 0 | 0   | 0   | 0  |
| 380 | Olsen, Darryl        | 1   | 0 | 0 | 0   | 0   |  | 434    | Fuhr, Grant (G)     | 23 | 0 | 0   | 0   | 2  |

## FLAMES CAREER SCORING

| PLAYER                   | GP | G | A | PTS | PIM |
|--------------------------|----|---|---|-----|-----|
| 435 Peluso, Mike         | 23 | 0 | 0 | 0   | 113 |
| 436 Trefilov, Andrei (G) | 23 | 0 | 0 | 0   | 6   |
| 437 Ramholt, Tim)        | 1  | 0 | 0 | 0   | 0   |

| PLAYER                     | GP | G | A | PTS | PIM |
|----------------------------|----|---|---|-----|-----|
| 438 Keetley, Matt (G)      | 1  | 0 | 0 | 0   | 0   |
| 439 McElhinney, Curtis (G) | 5  | 0 | 0 | 0   | 0   |
| 440 Joseph, Curtis (G)     | 9  | 0 | 0 | 0   | 2   |



In 860 games, Jarome Iginla has scored a franchise record 374 goals and picked up 388 assists, giving him 762 total points. He currently sits third overall on the franchise career scoring list, trailing only Theoren Fleury and Al MacInnis.

## FLAMES CAREER GOALTENDERS



Miikka Kiprusoff continues to sit among the Flames goaltending leaders with an impressive career GAA of 2.30

| GOALTENDER         | GP  | MP     | W   | L   | T  | GA    | SO | GAA  | WIN % |
|--------------------|-----|--------|-----|-----|----|-------|----|------|-------|
| McElhinney, Curtis | 5   | 149    | 0   | 2   | 0  | 5     | 0  | 2.00 | .000  |
| Kiprusoff, Miikka  | 262 | 15,498 | 145 | 80  | 4  | 594   | 23 | 2.30 | .561  |
| Turek, Roman       | 152 | 8,934  | 63  | 68  | 20 | 376   | 12 | 2.53 | .483  |
| Wregget, Ken       | 27  | 1,589  | 10  | 12  | 4  | 67    | 1  | 2.53 | .462  |
| Brathwaite, Fred   | 138 | 7854   | 51  | 51  | 24 | 332   | 11 | 2.54 | .500  |
| Joseph, Curtis     | 9   | 399    | 3   | 2   | 0  | 17    | 0  | 2.55 | .333  |
| McLennan, Jamie    | 57  | 3144   | 17  | 25  | 7  | 143   | 4  | 2.73 | .298  |
| Tabaracci, Rick    | 97  | 5,373  | 36  | 42  | 10 | 252   | 4  | 2.81 | .461  |
| Moss, Tyler        | 17  | 919    | 5   | 10  | 1  | 43    | 0  | 2.81 | .344  |
| Kidd, Trevor       | 178 | 9,746  | 72  | 66  | 26 | 460   | 10 | 2.83 | .518  |
| Roloson, Dwayne    | 70  | 3,823  | 20  | 30  | 11 | 188   | 1  | 2.95 | .418  |
| Bouchard, Dan      | 398 | 22,853 | 168 | 139 | 75 | 1,154 | 20 | 3.03 | .538  |
| Giguere, J.S.      | 22  | 1,191  | 7   | 10  | 2  | 61    | 0  | 3.07 | .421  |
| Trefilov, Andrei   | 22  | 1,086  | 3   | 10  | 3  | 58    | 2  | 3.20 | .281  |
| Myre, Phil         | 211 | 12,230 | 76  | 95  | 32 | 654   | 11 | 3.21 | .453  |
| Wamsley, Rick      | 111 | 6,096  | 53  | 30  | 15 | 326   | 4  | 3.21 | .617  |
| Vernon, Michael    | 526 | 29,650 | 262 | 170 | 13 | 1613  | 13 | 3.26 | .601  |
| Sauve, Philippe    | 8   | 402    | 3   | 3   | 0  | 22    | 0  | 3.28 | .375  |
| Reese, Jeff        | 39  | 1,911  | 17  | 6   | 3  | 108   | 1  | 3.39 | .712  |
| D'Amour, Marc      | 15  | 560    | 2   | 4   | 2  | 32    | 0  | 3.43 | .375  |
| Sabouring, Dany    | 4   | 169    | 0   | 3   | 0  | 10    | 0  | 3.55 | .000  |
| Lemelin, Rejean    | 324 | 17,698 | 144 | 100 | 46 | 1,082 | 6  | 3.67 | .576  |
| Sharples, Scott    | 1   | 65     | 0   | 0   | 1  | 4     | 0  | 3.69 | .500  |
| Craig, Jim         | 4   | 206    | 1   | 2   | 1  | 13    | 0  | 3.79 | .375  |
| Fuhr, Grant        | 23  | 1,205  | 5   | 13  | 2  | 77    | 0  | 3.83 | .300  |
| Riggin, Pat        | 119 | 6,713  | 51  | 44  | 17 | 434   | 4  | 3.88 | .531  |
| Guenette, Steve    | 3   | 179    | 2   | 1   | 0  | 12    | 0  | 4.02 | .667  |
| Edwards, Don       | 114 | 6,203  | 40  | 49  | 13 | 420   | 2  | 4.06 | .456  |
| Belanger, Yves     | 22  | 1,119  | 8   | 10  | 0  | 76    | 1  | 4.08 | .444  |
| Dadswell, Doug     | 27  | 1,346  | 8   | 8   | 3  | 99    | 0  | 4.41 | .500  |
| Bernhardt, Tim     | 6   | 280    | 0   | 5   | 0  | 21    | 0  | 4.50 | .000  |
| Boucher, Brian     | 3   | 182    | 1   | 2   | 0  | 15    | 0  | 4.95 | .333  |
| Garner, Tyrone     | 3   | 139    | 0   | 2   | 0  | 12    | 0  | 5.18 | .000  |
| Muzzatti, Jason    | 2   | 70     | 0   | 1   | 0  | 8     | 0  | 6.86 | .000  |
| Keetley, Matt      | 1   | 9      | 0   | 0   | 0  | 0     | 0  | 0.00 | .000  |

# FLAMES LIFETIME SHUTOUTS

| FOR: 140     |        |               |                        | AGAINST: 116         |               |               |              |
|--------------|--------|---------------|------------------------|----------------------|---------------|---------------|--------------|
| GOALTENDER   | SCORE  | DATE          | TEAM                   | GOALTENDER           | SCORE         | DATE          |              |
| M Vernon     | 3-0    | Apr 11, 1994  | ANAHEIM                | G Hebert             | 5-0           | Mar 15, 1995  |              |
| M Kiprusoff  | 3-0    | Apr. 11, 2006 |                        | G Hebert             | 7-0           | Dec 20, 1996  |              |
| M Kiprusoff  | 3-0    | Nov. 10, 2006 |                        | G Hebert             | 1-0           | Nov 14, 1998  |              |
|              |        |               |                        | JS Giguere/S Sheilds | 4-0           | Dec 8, 2001   |              |
|              |        |               | ATLANTA                | M. Hnilicka          | 1-0           | Jan 11, 2002  |              |
| D Bouchard   | 9-0    | Mar 9, 1976   | BOSTON                 | J Adams              | 4-0           | Nov 14, 1972  |              |
| J McLennan   | 5-0    | Dec. 18, 2003 |                        | G Cheevers           | 3-0           | Jan 23, 1977  |              |
| M Kiprusoff  | 3-0    | Dec. 17, 2005 |                        | B Ranford            | 6-0           | Oct 26, 1986  |              |
|              |        |               |                        | B Dafeo              | 3-0           | Oct 18, 1997  |              |
| D Bouchard   | 3-0    | Jan 9, 1974   | BUFFALO                | R Crozier            | 4-0           | Nov 17, 1974  |              |
| R Wamsley    | 9-0    | Nov 5, 1988   |                        | B Sauve              | 4-0           | Mar 4, 1981   |              |
| R Tabaracci  | 3-0    | Oct 6, 1996   |                        | D Hasek              | 2-0           | Mar 24, 1998  |              |
| R Turek      | 3-0    | Oct 31, 2002  |                        | M Noronen            | 2-0           | Oct. 18, 2003 |              |
| P Myre       | 2-0    | Oct 31, 1975  | CALIFORNIA / CLEVELAND | G Simmons            | 3-0           | Oct 11, 1974  |              |
| M Kiprusoff  | 1-0    | Dec. 11, 2003 | CAROLINA / HARTFORD    | S Burke              | 2-0           | Mar 5, 1997   |              |
| M. Kiprusoff | 3-0    | Dec. 5, 2006  |                        |                      |               |               |              |
| P Myre       | 2-0    | Nov 8, 1974   | CHICAGO                | T Esposito           | 7-0           | Mar 24, 1973  |              |
| D Bouchard   | 2-0    | Dec 7, 1975   |                        | T Esposito           | 3-0           | Feb 8, 1974   |              |
| M Vernon     | 4-0    | Nov 30, 1987  |                        | T Esposito           | 4-0           | Feb 23, 1975  |              |
| R Tabaracci  | 1-0    | Mar 27, 1996  |                        | T Esposito           | 3-0           | Dec 18, 1977  |              |
| R Turek      | 4-0    | Oct 6, 2001   |                        | M Bannerman          | 3-0           | Oct 11, 1981  |              |
| R Turek      | 2-0    | Mar 7, 2003   |                        | E Belfour            | 1-0           | Mar 16, 1993  |              |
|              |        |               |                        | A. Munro             | 2-0           | Jan. 26, 2006 |              |
| A Treflov    | 1-0    | Jan 11, 1994  |                        | COLORADO / QUEBEC    | R Sevigny     | 4-0           | Jan 11, 1985 |
| M Vernon     | 3-0    | Dec 19, 2000  |                        |                      | M Denis       | 4-0           | Jan 5, 2000  |
| R Turek      | 2-0    | Nov 10, 2001  | D Aebischer            |                      | 1-0           | Mar 29, 2001  |              |
| M Kiprusoff  | 2-0    | Feb. 24, 2004 | D Aebischer            |                      | 2-0           | Jan 24, 2002  |              |
| M Kiprusoff  | 2-0    | Apr. 13, 2006 | P Budaj                |                      | 3-0           | Mar. 12, 2006 |              |
|              |        |               | J Theodore             | 2-0                  | Mar. 24, 2008 |               |              |
| F Brathwaite | 3-0    | Mar 27, 2001  | COLUMBUS               | R Tugnutt            | 3-0           | Mar 14, 2001  |              |
| J McLennan   | 3-0    | Nov. 1, 2003  |                        | M Denis              | 3-0           | Dec. 19, 2002 |              |
| M Kiprusoff  | 2-0    | Mar. 18, 2004 |                        |                      |               |               |              |
| M Kiprusoff  | 1-0    | Mar. 4, 2008  |                        | F Noreenna           | 3-0           | Mar. 18, 2008 |              |
| P Myre       | 5-0    | Dec 8, 1976   | DALLAS / MINNESOTA     | C Maniago            | 6-0           | Oct 18, 1972  |              |
| T Kidd       | 6-0    | Feb 11, 1995  |                        | C Maniago            | 5-0           | Nov 29, 1972  |              |
| F Brathwaite | 1-0    | Jan 8, 1999   |                        | C Maniago            | 3-0           | Mar 3, 1973   |              |
| F Brathwaite | 0-0    | Dec 21, 1999  |                        | E Belfour            | 0-0           | Dec 21, 1999  |              |
| M Kiprusoff  | 1-0    | Mar. 9, 2006  |                        | M Turco              | 2-0           | Mar 31, 2001  |              |
| M Kiprusoff  | 1-0    | Feb. 22, 2008 |                        | M Turco              | 3-0           | Nov 29, 2001  |              |
|              |        |               |                        | M Turco              | 4-0           | Mar. 22, 2004 |              |
|              |        |               |                        |                      |               |               |              |
| D Bouchard   | 2-0    | Dec 13, 1972  | DETROIT                | R Edwards            | 1-0           | Feb 3, 1973   |              |
| D Bouchard   | 2-0    | Nov 4, 1973   |                        | E Giacomini          | 8-0           | Mar 27, 1976  |              |
| D Bouchard   | 4-0    | Mar 10, 1974  |                        | E Giacomini          | 0-0           | Nov 7, 1976   |              |
| P Myre       | 0-0    | Nov 7, 1976   |                        | C Osgood             | 3-0           | Oct 27, 1995  |              |
| R Lemelin    | 10-0   | Jan 15, 1981  |                        | C Osgood             | 4-0           | Feb 19, 1997  |              |
| M Vernon     | 7-0    | Jan 5, 1991   |                        | C Osgood             | 2-0           | Oct 18, 1998  |              |
| M Vernon     | 3-0    | Dec 14, 1992  |                        | C Joseph             | 4-0           | Oct. 21, 2002 |              |
| M Vernon     | 2-0    | Dec 10, 2001  |                        | C Joseph             | 5-0           | Nov. 19, 2002 |              |
|              |        |               |                        | C Joseph             | 3-0           | Nov. 4, 2003  |              |
|              |        |               |                        |                      |               |               |              |
|              |        |               |                        |                      |               |               |              |
| J Reese      | 4-0    | Oct 25, 1992  | EDMONTON               | B Ranford            | 6-0           | Jan 8, 1989   |              |
| R Turek      | 1-0    | Oct 3, 2001   |                        | T Salo               | 7-0           | Jan 19, 2000  |              |
| R Turek      | 2-0    | Apr 12, 2002  |                        | T Salo               | 2-0           | Nov 19, 2000  |              |
| J McLennan   | 1-0    | Oct. 14, 2003 |                        | M Garon              | 5-0           | Feb. 4, 2008  |              |
| M Kiprusoff  | 3-0    | Oct. 15, 2005 |                        |                      |               |               |              |
| M Kiprusoff  | 4-0    | Jan. 20, 2007 |                        |                      |               |               |              |
| R Tabaracci  | 2-0    | Jan 6, 1996   | FLORIDA                | J Hurme              | 3-0           | Nov. 9, 2002  |              |
| D Bouchard   | 5-0    | Jan 17, 1975  | LOS ANGELES            | R Vachon             | 3-0           | Dec 8, 1973   |              |
| R Lemelin    | 7-0    | Mar 3, 1985   |                        | R Vachon             | 3-0           | Jan 13, 1976  |              |
| D Edwards    | 3-0    | Mar 29, 1985  |                        | K Hrudefy            | 4-0           | Oct 15, 1992  |              |
| R Lemelin    | 5-0    | Dec 12, 1985  |                        | S Fiset              | 0-0           | Oct 26, 1996  |              |
| R Wamsley    | 5-0    | Oct 25, 1989  |                        | J Storr              | 3-0           | Jan 14, 1999  |              |
| R Wamsley    | 5-0    | Mar 5, 1990   |                        | J Storr              | 5-0           | Jan 6, 2001   |              |
| T Kidd       | 0-0    | Oct 26, 1996  |                        | F Potvin             | 2-0           | Feb 22, 2001  |              |
| D Roloson    | 2-0    | Nov 28, 1996  |                        |                      |               |               |              |
| F Brathwaite | 3-0    | Jan 25, 2001  |                        |                      |               |               |              |
| R Turek      | 2-0    | Dec 3, 2001   |                        |                      |               |               |              |
| M Vernon     | 1-0    | Nov 8, 2000   |                        | MINNESOTA            | M Fernandez   | 3-0           | Mar 31, 2003 |
| M Kiprusoff  | 3-0    | Nov. 1, 2005  | D Roloson              |                      | 3-0           | Nov. 7, 2003  |              |
| M Kiprusoff  | 3-0    | Jan. 9, 2007  |                        |                      |               |               |              |
| M Kiprusoff  | 1-0 SO | Mar. 27, 2007 |                        |                      |               |               |              |
| M Vernon     | 3-0    | Nov 9, 1986   | MONTREAL               | K Dryden             | 3-0           | Oct 12, 1972  |              |
|              |        |               |                        | B Larocque           | 2-0           | Dec 2, 1974   |              |
|              |        |               |                        | K Dryden             | 4-0           | Nov 25, 1975  |              |
|              |        |               |                        | K Dryden             | 7-0           | Jan 2, 1977   |              |
|              |        |               |                        | B Larocque           | 6-0           | Jan 25, 1979  |              |
|              |        |               |                        | D Herron             | 4-0           | Dec 18, 1980  |              |
|              |        |               |                        | P Roy                | 4-0           | Nov 11, 1995  |              |

# FLAMES LIFETIME SHUTOUTS

| GOALTENDER       | SCORE    | DATE          | TEAM                                    | GOALTENDER            | SCORE        | DATE          |              |
|------------------|----------|---------------|---|-----------------------|--------------|---------------|--------------|
| M Vernon         | 3-0      | Dec 7, 2000   | NASHVILLE                               | M Dunham              | 4-0          | Apr 5, 2001   |              |
| R Turek          | 3-0      | Dec 17, 2002  |   | M Dunham              | 1-0          | Oct 11, 2001  |              |
| R Turek          | 4-0      | Jan. 22, 2004 |   | C Mason               | 3-0          | Jan. 15, 2008 |              |
| M. Kiprusoff     | 3-0      | Nov. 1, 2004  |   |                       |              |               |              |
| P Myre           | 1-0      | Nov 20, 1974  | NEW JERSEY<br>COLORADO /<br>KANSAS CITY | M Dunham              | 5-0          | Dec 16, 1996  |              |
| D Bouchard       | 4-0      | Mar 2, 1975   |   | M Brodeur             | 1-0 OT       | Dec. 23, 2007 |              |
| P Riffin         | 11-0     | Apr 1, 1982   |   |                       |              |               |              |
| D Edwards        | 7-0      | Mar 14, 1983  |   |                       |              |               |              |
| P Myre           | 4-0      | Nov 16, 1972  | NY ISLANDERS                            | B Smith               | 2-0          | Oct 17, 1975  |              |
| P Myre           | 4-0      | Dec 17, 1972  |   | B Smith               | 7-0          | Oct 12, 1976  |              |
| F Brathwaite     | 5-0      | Dec 2, 1999   |   | B Smith /G. Hogosta   | 9-0          | Nov 1, 1977   |              |
| F Brathwaite     | 2-0      | Oct 14, 2000  |   | C Resch               | 5-0          | Jan 20, 1981  |              |
| P Myre           | 1-0      | Mar 14, 1975  | NY RANGERS                              | G Villeneuve          | 6-0          | Feb 4, 1973   |              |
| D Bouchard       | 6-0      | Apr 1, 1978   |   | J Vanbiesbrouck       | 4-0          | Nov 4, 1991   |              |
| M Vernon         | 3-0      | Dec 15, 1992  |   | D Blackburn           | 1-0 OT       | Nov 7, 2002   |              |
| J McLennan       | 5-0      | Jan. 5, 2004  |   |                       |              |               |              |
| A Trefilov       | 10-0     | Jan 15, 1994  | OTTAWA                                  | P Lalime              | 1-0          | Jan 9, 2003   |              |
| M Kiprusoff      | 1-0      | Oct. 12, 2006 |   |                       |              |               |              |
| D Bouchard       | 3-0      | Nov 1, 1978   | PHILADELPHIA                            | B Parent              | 1-0          | Jan 13, 1974  |              |
| D Bouchard       | 5-0      | Jan 16, 1979  |   | B Parent              | 4-0          | Nov 20, 1977  |              |
| R Lemelin        | 5-0      | Feb 16, 1987  |   | P Peeters             | 8-0          | Oct 28, 1980  |              |
| M Vernon         | 6-0      | Dec 4, 1993   |   | B Froese              | 3-0          | Jan 12, 1986  |              |
| T Kidd           | 1-0      | Oct 13, 1996  |   | D Roussel             | 3-0          | Feb 27, 1992  |              |
| M Kiprusoff      | 1-0 L/SO | Dec. 6, 2005  |   | A Niittymaki          | 1-0 L/SO     | Dec. 6, 2005  |              |
| D Bouchard       | 8-0      | Nov 6, 1979   |   | PHOENIX /<br>WINNIPEG | D Berthiaume | 9-0           | Feb 3, 1988  |
| R Riffin         | 2-0      | Jan 8, 1980   |   |                       | B Essensa    | 1-0           | Feb 26, 1989 |
| R Turek          | 2-0      | Mar 24, 2003  | C Joseph                                |                       | 2-0          | Oct. 17, 2005 |              |
| R Turek          | 4-0      | Mar. 24, 2004 |   |                       |              |               |              |
| M Kiprusoff      | 1-0      | Mar. 31, 2004 |   |                       |              |               |              |
| D Bouchard       | 1-0      | Jan 18, 1978  | PITTSBURGH                              | J Hedberg             | 2-0          | Dec 21, 2002  |              |
| D Bouchard       | 2-0      | Nov 3, 1978   |   |                       |              |               |              |
| P Riffin         | 4-0      | Jan 16, 1982  |   |                       |              |               |              |
| M Vernon         | 2-0      | Mar 12, 1994  | SAN JOSE                                | M Vernon / K Hrudehy  | 6-0          | Apr 7, 1998   |              |
| T Kidd           | 3-0      | Feb 24, 1995  |   | E Nabokov             | 8-0          | Dec 4, 2000   |              |
| R Tabaracci      | 6-0      | Apr 12, 1996  |   | E Nabokov             | 2-0          | Feb 6, 2002   |              |
| F Brathwaite     | 3-0      | Apr 1, 2000   |   |                       |              |               |              |
| F Brathwaite     | 1-0      | Jan 3, 2001   |   |                       |              |               |              |
| M Kiprusoff      | 2-0      | Mar. 4, 2006  |   |                       |              |               |              |
| D Bouchard       | 1-0      | Oct 13, 1973  | ST LOUIS                                | E Johnston            | 9-0          | Nov 2, 1974   |              |
| D Bouchard       | 1-0      | Dec 4, 1976   |   | Y Belanger            | 3-0          | Mar 11, 1975  |              |
| D Bouchard       | 3-0      | Oct 27, 1979  |   | M Liut                | 7-0          | Nov 10, 1981  |              |
| R Turek/M Vernon | 2-0      | Nov 17, 2001  |   | G Fuhr                | 2-0          | Nov 16, 1996  |              |
| R Turek          | 3-0      | Mar. 14, 2004 |   | B Johnson             | 4-0          | Dec 15, 2001  |              |
| M Kiprusoff      | 3-0      | Nov. 14, 2006 |   | T Barrasso            | 1-0          | Nov 16, 2002  |              |
|                  |          |               |   | M Legace              | 3-0          | Nov. 25, 2007 |              |
|                  |          |               |   |                       |              |               |              |
| T Kidd           | 10-0     | Jan 2, 1996   | TAMPA BAY                               | D Puppa               | 4-0          | Feb 24, 1994  |              |
| D Bouchard       | 1-0      | Jan 12, 1973  | TORONTO                                 | M Palmateer           | 4-0          | Nov 9, 1977   |              |
| D Bouchard       | 3-0      | Apr 2, 1975   |   | D Puppa               | 4-0          | Mar 28, 1993  |              |
| Y Belanger       | 3-0      | Dec 31, 1977  |   |                       |              |               |              |
| T Kidd           | 4-0      | Dec 27, 1995  |   |                       |              |               |              |
| T Kidd           | 3-0      | Feb 15, 1997  |   |                       |              |               |              |
| F Brathwaite     | 4-0      | Jan 15, 2000  |   |                       |              |               |              |
| M Kiprusoff      | 1-0      | Jan. 6, 2006  |   |                       |              |               |              |
|                  |          |               |   |                       |              |               |              |
| D Bouchard       | 2-0      | Dec 7, 1973   | VANCOUVER                               | E Dyck                | 5-0          | Feb 16, 1973  |              |
| M Vernon         | 4-0      | Feb 21, 1986  |   | G Smith               | 3-0          | Oct 23, 1973  |              |
| R Lemelin        | 2-0      | Feb 24, 1987  |   | G Smith               | 3-0          | Mar 15, 1974  |              |
| R Wamsley        | 2-0      | Dec 15, 1988  |   | G Hanlon              | 3-0          | Dec 5, 1978   |              |
| T Kidd           | 2-0      | Mar 26, 1995  |   | R Brodeur             | 5-0          | Nov 18, 1986  |              |
| T Kidd           | 4-0      | Mar 23, 1996  |   | K McLean              | 11-0         | Mar 1, 1992   |              |
| T Kidd           | 3-0      | Feb 1, 1997   |   | K McLean              | 5-0          | Apr 13, 1996  |              |
| F Brathwaite     | 2-0      | Dec 26, 1999  |   | G Snow                | 2-0          | Apr 12, 1999  |              |
| F Brathwaite     | 5-0      | Dec 29, 2000  |   | P Skudra              | 2-0          | Jan 26, 2002  |              |
| M Kiprusoff      | 1-0      | Nov. 5, 2005  |   | D Cloutier            | 3-0          | Oct 10, 2002  |              |
|                  |          |               |   | D Cloutier            | 2-0          | Dec. 26, 2003 |              |
|                  |          |               |   |                       |              |               |              |
| P Myre           | 3-0      | Jan 5, 1975   |   | WASHINGTON            | R Tabaracci  | 0-0           | Oct 30, 1998 |
| P Myre           | 5-0      | Mar 23, 1975  |   |                       |              |               |              |
| P Myre           | 7-0      | Nov 3, 1976   |   |                       |              |               |              |
| P Riffin         | 3-0      | Feb 21, 1980  |   |                       |              |               |              |
| R Lemelin        | 6-0      | Jan 8, 1981   |   |                       |              |               |              |
| K Wregget        | 0-0      | Oct 30, 1998  |   |                       |              |               |              |
| M Kiprusoff      | 1-0      | Mar. 4, 2008  | LAST SHUTOUT                            | J Theodore            | 2-0          | Mar. 24, 2008 |              |

153 games  
Mar 14, 1983 through Mar 3, 1985

LONGEST TIME BETWEEN SHUTOUTS  
Nov 12, 1981 through Jan 11, 1985 (NHL RECORD)

264 games

GAMES SINCE LAST SHUTOUT

15

6

# FLAMES LIFETIME HOME AND AWAY VS NHL

## HOME

| FLAMES VS             | GP          | W          | L          | T          | OTL      | SOL      | GF          | GA          | PTS         | %            |
|-----------------------|-------------|------------|------------|------------|----------|----------|-------------|-------------|-------------|--------------|
| Anaheim Ducks         | 31          | 20         | 10         | 1          | 0        | 0        | 90          | 71          | 41          | 0.661        |
| Atlanta Thrashers     | 4           | 4          | 0          | 0          | 0        | 0        | 18          | 7           | 8           | 1.000        |
| Boston Bruins         | 45          | 19         | 22         | 4          | 0        | 0        | 163         | 154         | 42          | 0.467        |
| Buffalo Sabres        | 47          | 18         | 18         | 11         | 0        | 0        | 156         | 147         | 47          | 0.500        |
| Carolina Hurricanes   | 30          | 22         | 6          | 2          | 0        | 0        | 143         | 92          | 46          | 0.767        |
| Calgary Flames        | 14          | 9          | 3          | 0          | 1        | 1        | 39          | 27          | 20          | 0.714        |
| Chicago Blackhawks    | 69          | 31         | 24         | 13         | 0        | 1        | 214         | 203         | 76          | 0.551        |
| Columbus Blue Jackets | 13          | 8          | 4          | 1          | 0        | 0        | 51          | 34          | 17          | 0.654        |
| Colorado Avalanche    | 59          | 28         | 19         | 10         | 2        | 0        | 205         | 173         | 68          | 0.576        |
| Dallas Stars          | 68          | 36         | 16         | 14         | 2        | 0        | 221         | 166         | 88          | 0.647        |
| Detroit Red Wings     | 66          | 38         | 21         | 6          | 0        | 1        | 240         | 187         | 83          | 0.629        |
| Edmonton Oilers       | 93          | 51         | 32         | 9          | 0        | 1        | 359         | 297         | 112         | 0.602        |
| Florida Panthers      | 9           | 5          | 3          | 1          | 0        | 0        | 26          | 24          | 11          | 0.611        |
| Los Angeles Kings     | 100         | 60         | 28         | 12         | 0        | 0        | 437         | 325         | 132         | 0.660        |
| Minnesota Wild        | 22          | 16         | 2          | 4          | 0        | 0        | 61          | 43          | 36          | 0.818        |
| Montreal Canadiens    | 50          | 17         | 26         | 7          | 0        | 0        | 149         | 166         | 41          | 0.410        |
| New Jersey Devils     | 43          | 28         | 6          | 8          | 1        | 0        | 184         | 112         | 65          | 0.756        |
| New York Islanders    | 18          | 8          | 5          | 4          | 1        | 0        | 51          | 41          | 21          | 0.583        |
| New York Rangers      | 50          | 24         | 14         | 11         | 0        | 1        | 176         | 149         | 60          | 0.600        |
| Nashville Predators   | 50          | 28         | 11         | 11         | 0        | 0        | 220         | 151         | 67          | 0.670        |
| Ottawa Senators       | 12          | 7          | 4          | 1          | 0        | 0        | 40          | 26          | 15          | 0.625        |
| Philadelphia Flyers   | 53          | 25         | 19         | 9          | 0        | 0        | 210         | 175         | 59          | 0.557        |
| Phoenix Coyotes       | 77          | 43         | 24         | 10         | 0        | 0        | 315         | 240         | 96          | 0.623        |
| Pittsburgh Penguins   | 47          | 27         | 11         | 8          | 0        | 1        | 206         | 142         | 63          | 0.670        |
| San Jose Sharks       | 38          | 22         | 12         | 4          | 0        | 0        | 135         | 105         | 48          | 0.632        |
| St. Louis Blues       | 68          | 35         | 26         | 7          | 0        | 0        | 224         | 191         | 77          | 0.566        |
| Tampa Bay Lightning   | 11          | 6          | 4          | 0          | 1        | 0        | 34          | 27          | 13          | 0.591        |
| Toronto Maple Leafs   | 62          | 35         | 22         | 5          | 0        | 0        | 240         | 195         | 75          | 0.605        |
| Vancouver Canucks     | 110         | 63         | 31         | 15         | 1        | 0        | 421         | 313         | 142         | 0.645        |
| Washington Capitals   | 39          | 24         | 8          | 7          | 0        | 0        | 159         | 97          | 55          | 0.705        |
| <b>TOTALS</b>         | <b>1398</b> | <b>575</b> | <b>431</b> | <b>195</b> | <b>9</b> | <b>6</b> | <b>5187</b> | <b>4080</b> | <b>1724</b> | <b>0.487</b> |

## ROAD

| FLAMES VS             | GP          | W          | L          | T          | OTL       | SOL      | GF          | GA          | PTS         | %            |
|-----------------------|-------------|------------|------------|------------|-----------|----------|-------------|-------------|-------------|--------------|
| Anaheim Ducks         | 32          | 8          | 16         | 8          | 0         | 0        | 80          | 104         | 24          | 0.375        |
| Atlanta Thrashers     | 5           | 0          | 4          | 1          | 0         | 0        | 9           | 14          | 1           | 0.100        |
| Boston Bruins         | 48          | 13         | 29         | 6          | 0         | 0        | 132         | 168         | 32          | 0.333        |
| Buffalo Sabres        | 46          | 13         | 26         | 6          | 0         | 1        | 133         | 191         | 33          | 0.359        |
| Carolina Hurricanes   | 29          | 14         | 10         | 5          | 0         | 0        | 107         | 94          | 33          | 0.569        |
| Calgary Flames        | 14          | 4          | 9          | 0          | 0         | 1        | 29          | 40          | 9           | 0.321        |
| Chicago Blackhawks    | 67          | 26         | 27         | 13         | 1         | 0        | 197         | 211         | 66          | 0.493        |
| Columbus Blue Jackets | 13          | 7          | 3          | 3          | 0         | 0        | 43          | 33          | 17          | 0.654        |
| Colorado Avalanche    | 59          | 21         | 25         | 12         | 0         | 1        | 188         | 212         | 55          | 0.466        |
| Dallas Stars          | 68          | 23         | 33         | 12         | 0         | 0        | 209         | 245         | 58          | 0.426        |
| Detroit Red Wings     | 65          | 19         | 36         | 10         | 0         | 0        | 191         | 242         | 48          | 0.369        |
| Edmonton Oilers       | 93          | 35         | 46         | 11         | 1         | 0        | 295         | 333         | 82          | 0.441        |
| Florida Panthers      | 10          | 5          | 3          | 2          | 0         | 0        | 23          | 22          | 12          | 0.600        |
| Los Angeles Kings     | 97          | 39         | 47         | 10         | 0         | 1        | 335         | 357         | 89          | 0.459        |
| Minnesota Wild        | 23          | 11         | 8          | 2          | 0         | 2        | 44          | 51          | 26          | 0.565        |
| Montreal Canadiens    | 47          | 12         | 27         | 8          | 0         | 0        | 116         | 168         | 32          | 0.340        |
| New Jersey Devils     | 46          | 28         | 15         | 3          | 0         | 0        | 166         | 129         | 59          | 0.641        |
| New York Islanders    | 19          | 5          | 13         | 1          | 0         | 0        | 42          | 68          | 11          | 0.289        |
| New York Rangers      | 52          | 17         | 26         | 9          | 0         | 0        | 145         | 194         | 43          | 0.413        |
| Nashville Predators   | 53          | 23         | 23         | 7          | 0         | 0        | 186         | 182         | 53          | 0.500        |
| Ottawa Senators       | 11          | 3          | 5          | 3          | 0         | 0        | 25          | 27          | 9           | 0.409        |
| Philadelphia Flyers   | 52          | 15         | 33         | 3          | 0         | 1        | 137         | 199         | 34          | 0.327        |
| Phoenix Coyotes       | 76          | 29         | 34         | 12         | 1         | 0        | 259         | 278         | 71          | 0.467        |
| Pittsburgh Penguins   | 45          | 11         | 24         | 10         | 0         | 0        | 136         | 169         | 32          | 0.356        |
| San Jose Sharks       | 40          | 20         | 15         | 4          | 0         | 1        | 119         | 118         | 45          | 0.563        |
| St. Louis Blues       | 70          | 28         | 32         | 9          | 0         | 1        | 216         | 243         | 66          | 0.471        |
| Tampa Bay Lightning   | 11          | 5          | 5          | 1          | 0         | 0        | 41          | 37          | 11          | 0.500        |
| Toronto Maple Leafs   | 54          | 18         | 28         | 7          | 1         | 0        | 193         | 207         | 44          | 0.407        |
| Vancouver Canucks     | 111         | 50         | 39         | 19         | 3         | 0        | 364         | 377         | 122         | 0.550        |
| Washington Capitals   | 42          | 14         | 22         | 6          | 0         | 0        | 141         | 156         | 34          | 0.405        |
| <b>TOTALS</b>         | <b>1357</b> | <b>494</b> | <b>647</b> | <b>191</b> | <b>18</b> | <b>8</b> | <b>2160</b> | <b>4719</b> | <b>1205</b> | <b>0.444</b> |

\*Includes games vs Winnipeg

\*\*Includes games vs Minnesota

\*\*\*Includes games vs Kansas City & Colorado

\*\*\*\*Includes games vs Quebec

\*\*\*\*\*Includes games vs California

\*\*\*\*\*Includes games vs Hartford

# FLAMES LIFETIME HOME AND AWAY VS NHL

## OVERALL

| FLAMES VS             | GP          | W           | L           | T          | OTL       | SOL       | GF          | GA          | PTS         | %            |
|-----------------------|-------------|-------------|-------------|------------|-----------|-----------|-------------|-------------|-------------|--------------|
| Anaheim Ducks         | 63          | 28          | 26          | 9          | 0         | 0         | 170         | 175         | 65          | 0.516        |
| Atlanta Thrashers     | 9           | 4           | 4           | 1          | 0         | 0         | 27          | 21          | 9           | 0.500        |
| Boston Bruins         | 93          | 32          | 51          | 10         | 0         | 0         | 295         | 322         | 74          | 0.398        |
| Buffalo Sabres        | 93          | 31          | 44          | 17         | 0         | 1         | 289         | 338         | 80          | 0.430        |
| Carolina Hurricanes   | 59          | 36          | 16          | 7          | 0         | 0         | 250         | 186         | 79          | 0.669        |
| Calgary Flames        | 28          | 13          | 12          | 0          | 1         | 2         | 68          | 67          | 29          | 0.518        |
| Chicago Blackhawks    | 136         | 57          | 51          | 26         | 1         | 1         | 411         | 414         | 142         | 0.522        |
| Columbus Blue Jackets | 26          | 15          | 7           | 4          | 0         | 0         | 94          | 67          | 34          | 0.654        |
| Colorado Avalanche    | 118         | 49          | 44          | 22         | 2         | 1         | 393         | 385         | 123         | 0.521        |
| Dallas Stars          | 136         | 59          | 49          | 26         | 2         | 0         | 430         | 411         | 146         | 0.537        |
| Detroit Red Wings     | 131         | 57          | 57          | 16         | 0         | 1         | 431         | 429         | 131         | 0.500        |
| Edmonton Oilers       | 186         | 86          | 78          | 20         | 1         | 1         | 654         | 630         | 194         | 0.522        |
| Florida Panthers      | 19          | 10          | 6           | 3          | 0         | 0         | 49          | 46          | 23          | 0.605        |
| Los Angeles Kings     | 197         | 99          | 75          | 22         | 0         | 1         | 772         | 682         | 221         | 0.561        |
| Minnesota Wild        | 45          | 27          | 10          | 6          | 0         | 2         | 105         | 94          | 62          | 0.689        |
| Montreal Canadiens    | 97          | 29          | 53          | 15         | 0         | 0         | 265         | 334         | 73          | 0.376        |
| New Jersey Devils     | 89          | 56          | 21          | 11         | 1         | 0         | 350         | 241         | 124         | 0.697        |
| New York Islanders    | 37          | 13          | 18          | 5          | 1         | 0         | 93          | 109         | 32          | 0.432        |
| New York Rangers      | 102         | 41          | 40          | 20         | 0         | 1         | 321         | 343         | 103         | 0.505        |
| Nashville Predators   | 103         | 51          | 34          | 18         | 0         | 0         | 406         | 333         | 120         | 0.583        |
| Ottawa Senators       | 23          | 10          | 9           | 4          | 0         | 0         | 65          | 53          | 24          | 0.522        |
| Philadelphia Flyers   | 105         | 40          | 52          | 12         | 0         | 1         | 347         | 374         | 93          | 0.443        |
| Phoenix Coyotes       | 153         | 72          | 58          | 22         | 1         | 0         | 574         | 518         | 167         | 0.546        |
| Pittsburgh Penguins   | 92          | 38          | 35          | 18         | 0         | 1         | 342         | 311         | 95          | 0.516        |
| San Jose Sharks       | 78          | 42          | 27          | 8          | 0         | 1         | 254         | 223         | 93          | 0.596        |
| St. Louis Blues       | 138         | 63          | 58          | 16         | 0         | 1         | 440         | 434         | 143         | 0.518        |
| Tampa Bay Lightning   | 22          | 11          | 9           | 1          | 1         | 0         | 75          | 64          | 24          | 0.545        |
| Toronto Maple Leafs   | 116         | 53          | 50          | 12         | 1         | 0         | 433         | 402         | 119         | 0.513        |
| Vancouver Canucks     | 221         | 113         | 70          | 34         | 4         | 0         | 785         | 690         | 264         | 0.597        |
| Washington Capitals   | 81          | 38          | 30          | 13         | 0         | 0         | 300         | 253         | 89          | 0.549        |
| <b>TOTALS</b>         | <b>2796</b> | <b>1273</b> | <b>1094</b> | <b>398</b> | <b>16</b> | <b>15</b> | <b>9488</b> | <b>8949</b> | <b>2975</b> | <b>0.532</b> |

\*Includes games vs Winnipeg\*\*Includes games vs Minnesota\*\*\*Includes games vs Kansas City & Colorado

\*\*\*\*Includes games vs Quebec \*\*\*\*\*Includes games vs California \*\*\*\*\*Includes games vs Hartford



# FLAMES ALL TIME TEAM RECORDS

## LONGEST STREAKS:

Winning: 10 Games  
Oct 14 through Nov 3, 1978.

Losing: 11 Games  
Dec 14, 1985 through Jan 7, 1986.

Unbeaten: 13 Games  
Nov 10 through Dec 8, 1988.

Winless: 11 Games  
Dec 14, 1985 through Jan 7, 1986.

Home Winning: 10 Games  
November 7 through December 12, 2006.

Home Losing: 6 Games  
Dec 5 through Dec 31, 1998.

Home Unbeaten: 18 Games  
Dec 29, 1990 through Mar 14, 1991.

Home Winless: 10 Games  
Oct 21 through Dec 4, 2000.

Road Winning: 7 Games  
Nov 10 through Dec 4, 1988.

Road Losing: 9 Games  
Dec 1, 1985 through Jan 12, 1986.

Road Unbeaten: 9 Games  
Feb 20 through Mar 21, 1988;  
Nov 11 through Dec 16, 1990.

Road Winless: 13 Games  
Feb 3 through Mar 29, 1973.

## MOST:

Wins, One Season: 54  
1988-89.

Home Wins, One Season: 32  
1988-89.

Road Wins, One Season: 22  
1987-88; 1988-89.

Road Wins, One Trip: 6  
Dec. 9-18, 2007.  
**TIES NHL RECORD**

Losses, One Season: 41  
1996-97.

Home Losses, One Season: 20  
1998-99.

Road Losses, One Season: 24  
1997-98.

Ties, One Season: 19  
1977-78.

## FEWEST:

Wins, One Season: 25  
1972-73.

Home Wins, One Season: 12  
2000-01.

Road Wins, One Season: 8  
1997-98.

Losses, One Season: 17  
1988-89.

Home Losses, One Season: 4  
1988-89.

Road Losses, One Season: 12  
1987-88.

Ties, One Season: 3  
1986-87.  
**TIES NHL RECORD**

## MOST:

Points, One Season: 117  
1988-89 (54 wins, 9 ties).

Home Points, One Season: 68  
1988-89 (32 wins, 4 ties).

Road Points, One Season: 50  
1987-88 (22 Wins, 6 Ties).

## FEWEST:

Points, One Season: 65  
1972-73 (25 Wins, 15 Ties).

Home Points, One Season: 35  
2000-01 (12 Wins, 9 Ties, 2 OTL).

Road Points, One Season: 25  
1997-98 (8 wins, 9 ties).

## MOST:

Goals For, One Season: 397  
1987-88.

Home Goals For, One Season: 217  
1987-88.

Road Goals For, One Season: 180  
1987-88.

50-Goal Scorers, One Season: 2  
1987-88 (Nieuwendyk, Loob);  
1988-89 (Nieuwendyk, Mullen).

40-Goal Scorers, One Season: 4  
1987-88 (Nieuwendyk, Loob, Bullard, Mullen).  
**TIES NHL RECORD**

30-Goal Scorers, One Season: 4  
1981-82 (McDonald, Bridgman, Lavallee, Peplinski);  
1983-84 (Beers, McDonald, Nilsson, Loob);  
1987-88 (Nieuwendyk, Loob, Bullard, Mullen);  
1989-90 (Nieuwendyk, Roberts, Mullen, Fleury);  
1993-94 (Roberts, Reichel, Fleury, Nieuwendyk).

20-Goal Scorers, One Season: 9  
1989-90 (Nieuwendyk, Roberts, Mullen, Fleury,  
MacInnis, Ranheim, Makarov, Gilmour, MacLellan).

Goals Against, One Season: 345  
1981-82.

Home Goals Against, One Season: 154  
1985-86.

Road Goals Against, One Season: 204  
1981-82.

## FEWEST:

Goals For, One Season: 186  
2002-03.

Home Goals For, One Season: 93  
2003-04.

Road Goals For, One Season: 85  
1972-73.

Goals Against, One Season: 176  
2003-04.

Home Goals Against, One Season: 73  
2005-06.

Road Goals Against, One Season: 91  
2003-04.

## MOST:

Goals For, One Game: 13  
Feb 10, 1993, Flames 13 San Jose 1.

Goals For, One Home Game: 13  
Feb 10, 1993, Flames 13 San Jose 1.

Goals For, One Road Game: 11  
Jan 25, 1988, Flames 11 Toronto 3.

Goals Against, One Game: 12  
Oct 29, 1981, Flames 4 Detroit 12.

Goals Against, One Home Game: 10:  
Dec 28, 1978, Flames 4 NY Islanders 10;  
Nov 26, 1996, Flames 1 Edmonton 10.

Goals Against, One Road Game: 12  
Oct 29, 1981, Flames 4 Detroit 12.

Goals For, One Period: 7  
Oct 17, 1988, 3rd period, Flames 11 Los Angeles 4.

Goals Against, One Period: 6  
Nov 8, 1981, 3rd period, Flames 4 Chicago 10;  
Jan 18, 1983, 1st period, Flames 2 Montreal 7;  
Nov 13, 1983, 3rd period, Flames 2 Buffalo 11;  
Jan 3, 1984, 1st period, Flames 6 Edmonton 9;  
Jan 7, 1984, 3rd period, Flames 1 Los Angeles 7.

Total Goals, One Game: 18  
Feb 23, 1991, Flames 10, Quebec 8.

Total Goals, One Period: 10



# FLAMES ALL TIME TEAM RECORDS (CON'T)

Jan 16, 1987 at Vancouver (5-9), 1st period, Flames 4, Vancouver 6.

## LARGEST:

Winning Margin: 12 Goals

Feb 19, 1993, Flames 13 San Jose 1.

Losing Margin: 11 Goals

Mar 1, 1992, Flames 0 Vancouver 11.

Tie: 8-8

Oct 17, 1989 at Quebec.

Shutout For: 11-0

Apr 1, 1982, Flames 11 Colorado 0.

Shutout Against: 0-11

Mar 1, 1992, Flames 0 Vancouver 11.

## MOST:

Power Play Goals, One Season: 109  
1987-88.

Power Play Goals, One Game: 5

Jan 15, 1981, Flames 10 Detroit 0;

Apr 4, 1986, Flames 9 Edmonton 3;

Feb 25, 1990, Flames 10 Edmonton 4;

Oct 8, 1992, Flames 7 Edmonton 2.

Power Play Goals, One Game Both Teams: 8

Mar 30, 1988, Flames 7 at

Los Angeles 9, (3-5).

Power Play Goals Against, One Game: 6

Mar 1, 1992, Flames 0 Vancouver 11.

Shorthanded Goals, One Season: 23

1987-88.

Shorthanded Goals Against, One Season: 21

1984-85.

Shorthanded Goals For, One Game: 3

Mar 9, 1991, Flames 8 St. Louis 4;

Oct. 17, 1997, Flames 6 Colorado 5, OT.

Consecutive Games Scoring Shorthanded Goals, For: 4

Nov 13 through Nov 19, 1987, 5 goals.

Consecutive Games Scoring Shorthanded Goals, Against: 4

Apr 9 through Apr 15, 1998, 6 goals.

Consecutive Games Scoring Hat Tricks For: 4

Oct 31 through Nov 5, 1992, Makarov, Nieuwendyk,

Fleury, Leeman.

## FASTEST:

Two Goals For: 0:04

Oct 17, 1989 at Quebec, Doug Gilmour at 19:45 and

Paul Ranheim at 19:49, 3rd period.

**TIES NHL RECORD**

Two Goals For, One Player: 0:06

Mar 22, 1984 vs Detroit, Lanny McDonald

at 16:23 and 16:29, 1st period.

Two Goals For, Both Teams: 0:04

Mar 15, 1977 vs Pittsburgh, Wayne Bianchin (15:31)

and Flames Guy Chouinard (15:35), 3rd period.

Nov 26th, 2006 @ Anaheim, Flames Daymond Langkow

(19:39) and Anaheim Todd Marchant (19:43), 3rd period

Three Goals For: 0:36

Feb 10, 1993 vs San Jose, Suter 0:17, Lindberg 0:40

and Stern 0:53, 3rd period.

Four Goals For: 1:21

Feb 10, 1993 vs San Jose, Fleury 19:32, 2nd;

Suter 0:17, Lindberg 0:40 and Stern 0:53, 3rd,

2nd and 3rd periods.

Five Goals For: 4:48

Mar 12, 1975 vs Vancouver.

Six Goals For: 7:29

Feb 25, 1981 vs NY Islanders.

Two Goals For, Start Of Game: 0:32

Mar 11, 1987, at Hartford, 0:09 Risebrough

and 0:32 Patterson.

Three Goals For, Start Of Period: 0:53

Feb 10, 1993 vs San Jose, Suter 0:17, Lindberg 0:40

and Stern 0:53, 3rd period.

Two Shorthanded Goals For: 0:04

Oct 17, 1989 at Quebec (8-8, OT), Gilmour (19:45) and

Ranheim (19:49), 3rd period.

## NHL RECORD

## MOST:

Shots On Goal For, One Game: 59

Mar 15, 1977 vs Pittsburgh;

Feb 23, 1991 vs Quebec.

Shots Against, One Game: 57

Jan 23, 1975 vs NY Rangers.

Shots For, One Period: 25 (2 times)

Nov 5, 1988 vs Edmonton (4-4), 2nd period

Nov. 14, 2005 vs. Minnesota (3-2), 3rd period

Shots Against, One Period: 24

Jan 5, 1994 at NY Rangers (4-1), 1st period.

## FEWEST:

Shots On Goal For, One Game: 8

Oct 27, 1995 vs Detroit (0-3).

Shots Against, One Game: 12

Nov 9, 1988 at Buffalo (2-3);

Dec 6, 1988 vs Quebec (3-2);

Nov 24, 1993 vs Toronto (5-3);

Apr 6, 1994 vs Anaheim (4-2);

Mar. 21, 1999 vs NY Islanders (2-1).

Shots For, One Period: 1

Mar 7, 1982 at Pittsburgh (4-4), 1st period;

Apr 2, 1987 at Edmonton (4-4), 1st period;

Dec 11, 1998 at Tampa Bay (2-1), 3rd period;

Dec 14, 1999 at St. Louis (1-1), 1st period.

Mar. 16, 2004 at Detroit (4-1), 1st period

Shots Against, One Period: 0

Nov. 27, 1974 vs Kansas City (4-2), 2nd period.

Mar. 24, 2003 vs Phoenix (2-0), 1st period;

Shots For, One Period: 0

Nov. 27, 1974 vs Kansas City (4-2), 2nd period.

Mar. 24, 2003 vs Phoenix (2-0), 1st period;

## MOST:

Shutouts, One Season: 11

Miikka Kiprusoff (4), Jamie McLennan (4),

Roman Turek (3), 2003-04;

Penalty Shots, One Season: 5

2003-04.

Penalty Shots Successful, One Season: 3

1986-87.

## LONGEST:

Non-Shutout Streak: 264 Games

Nov 12, 1981 through Jan 9, 1985.

## NHL RECORD

Consecutive Shutout Minutes, For: 161:11

Apr. 8, 2006, 2:27, overtime at Vancouver; Apr. 11,

2006 vs. Anaheim to Apr. 15, 2006, 3rd period

at Los Angeles

Consecutive Shutout Minutes, Against: 182:42

Nov 5, 2002, 3:21, 1st period to Nov 11, 2002,

15:12, 3rd period.

Lowest Team Goals Against Average: 2.15

2003-04.

Highest Team Save Percentage: 91.6

2003-04.

# FLAMES ALL TIME INDIVIDUAL RECORDS

## **MOST:**

Most Seasons: 11  
Al MacInnis 1981-1994;  
Theoren Fleury 1988-1999.  
Jarome Iginla 1996-2008

Most Games Played: 860  
Jarome Iginla 1996-2008

Most Points, Career: 830  
Theoren Fleury (364 goals, 466 assists).

Most Goals, Career: 374  
Jarome Iginla

Most Assists, Career: 609  
Al MacInnis

Most Penalty Minutes, Career: 2405  
Tim Hunter

Longest Consecutive Game Streak: 257  
Brad Marsh, Oct 11, 1978 to Nov 10, 1981.

Most Shutouts, Career: 23  
Miikka Kiprusoff

Most Wins, Goaltender Career: 259  
Michael Vernon

## **NHL RECORD**

### **MOST GOALS:**

One Season: 66  
Lanny McDonald, 1982-83.

One Season, By A Center: 51  
Joe Nieuwendyk, 1987-88; 1988-89.

One Season, By A Left Wing: 53  
Gary Roberts, 1991-92

One Season, By A Right Wing: 66

Lanny McDonald, 1982-83.

One Season, By A Defenceman: 28  
Al MacInnis, 1989-90; 1990-91; 1993-94.

One Season, By A Rookie: 51  
Joe Nieuwendyk, 1987-88.

One Season Series: 14  
Joe Mullen vs Los Angeles (8 games), 1988-89.

Consecutive Games Scoring: 8  
Kent Nilsson, 1983-84; Gary Roberts, 1992-93.

One Game: 5  
Joe Nieuwendyk, Jan 11, 1989 vs Winnipeg.

One Period: 4  
Joe Nieuwendyk, Jan 11, 1989 vs Winnipeg, 3rd.

**TIES NHL RECORD**

Power Play Goals, One Season: 31  
Joe Nieuwendyk, 1987-88.

Shorthanded Goals, One Season: 9  
Kent Nilsson, 1984-85.

Shorthanded Goals, One Game: 3  
Theoren Fleury, Mar 9, 1991 at St. Louis.

First Goals Of The Game, One Season: 14  
Kent Nilsson, 1980-81.

Game Winning Goals, One Season: 12  
Joe Mullen, 1986-87.

Game Tying Goals, One Season: 4  
Eric Vail, 1974-75;  
Jacques Richard, 1974-75;  
Kent Nilsson, 1980-81;  
Jim Peplinski, 1981-82.

Overtime Goals, One Season: 3  
Joe Nieuwendyk, 1988-89.

### **MOST ASSISTS:**

One Season: 82  
Kent Nilsson, 1980-81.

One Season, By A Center: 82  
Kent Nilsson, 1980-81.

One Season, By A Left Wing: 59  
Alex Tanguay, 2006-07

One Season, By A Right Wing: 71  
Bob MacMillan, 1978-79.

One Season, By A Defenceman: 75  
Al MacInnis, 1990-91.

One Season, By A Rookie: 62  
Sergei Makarov, 1989-90.

One Season, Series: 13  
Paul Reinhart vs Edmonton (7 games), 1982-83;  
Guy Chouinard vs Edmonton (8 games), 1982-83.

Consecutive Games Scoring: 9  
Kent Nilsson, 1984-85;  
Al MacInnis, 1986-87;  
Gary Suter 1987-88.

One Game: 6  
Guy Chouinard, Feb 25, 1981 vs NY Islanders;  
Gary Suter, Apr 4, 1986 vs Edmonton.

One Period: 4  
Gary Suter, Apr 4, 1986 vs Edmonton, 2nd period.

### **MOST PENALTIES:**

Minutes, One Season: 375  
Tim Hunter, 1988-89.

Minutes One Season, By A Center: 213  
Joel Otto, 1988-89.

## FLAMES ALL TIME INDIVIDUAL RECORDS (CON'T)

Minutes One Season, By A Left Wing: 282

Gary Roberts, 1987-88.

Minutes One Season, By A Right Wing: 375

Tim Hunter, 1988-89.

Minutes One Season, By A Defenceman: 271

Neil Sheehy, 1985-86.

Minutes One Season, By A Rookie: 208

Todd Simpson, 1996-97.

Consecutive Games Penalized: 14

Willi Plett, 1977-78; Tim Hunter, 1986-87.

One Game: 8

Charlie Bourgeois, Jan 27, 1986 vs Los Angeles,

(7 minors, 1-10 minute misconduct);

Theoren Fleury, Nov 9, 1997 at Detroit,

(5 minors, 3-10 minute misconducts)

Minutes, One Game: 41

Neil Sheehy, Mar 21, 1986 vs Vancouver,

(3 minors, 1 major, 3-10 minute misconducts).

Minutes, One Period: 37

Nick Fotiu, Mar 8, 1987 at NY Rangers,

(minor, major, 10-minute misconduct,

2 game misconducts)

### **MOST SHOTS:**

One Season: 353

Theoren Fleury, 1995-96.

One Game: 13

Al MacInnis, Mar 24, 1993 vs St. Louis;

Theoren Fleury, Mar 2, 1995 vs Vancouver.

One Period: 8

Kari Eloranta, Oct 15, 1983 vs Edmonton, 2nd period.

### **MISCELLANEOUS:**

Shutouts, One Season: 10

Mikka Kiprusoff, 2005-06.

Wins One Season, By A Goaltender: 42

Mikka Kiprusoff, 2005-06.

Longest Undefeated Streak, By A Goaltender: 19 Games

Rejean Lemelin, 12 wins, 7 ties, 1983-84.

Most Consecutive Shutout Minutes, For: 164:40

Mike Vernon December 12-19, 1992.

Most Consecutive Games Played, Goaltender: 28

Trevor Kidd, Jan 20, 1995 to Mar 19, 1995.

Lowest Goals Against Average: 1.69

Miikka Kiprusoff, 2003-04.

Highest Save Percentage: .933

Miikka Kiprusoff, 2003-04.

Penalty Shots, One Season: 3

Joe Mullen, 1986-87.

Shean Donovan, 2003-04.

Penalty Shots Successful, One Season: 2

Joe Mullen, 1986-87

Shean Donovan, 2003-04.

3 Or More Goal Games, One Season: 5

Hakan Loob, 1987-88;

Theoren Fleury, 1990-91.

Highest Plus-Minus, One Game: +9

Theoren Fleury, Feb 10, 1993 vs San Jose.

Most 1st Goals of the Season: 3


Theoren Fleury, 1991-92, 1993-94, 1994-95

Most Consecutive Seasons with 30+ Goals: 7


Jarome Iginla, 2000-08

Most All-Stars in the starting line-up: 2

Jarome Iginla and Dion Phaneuf, 2008

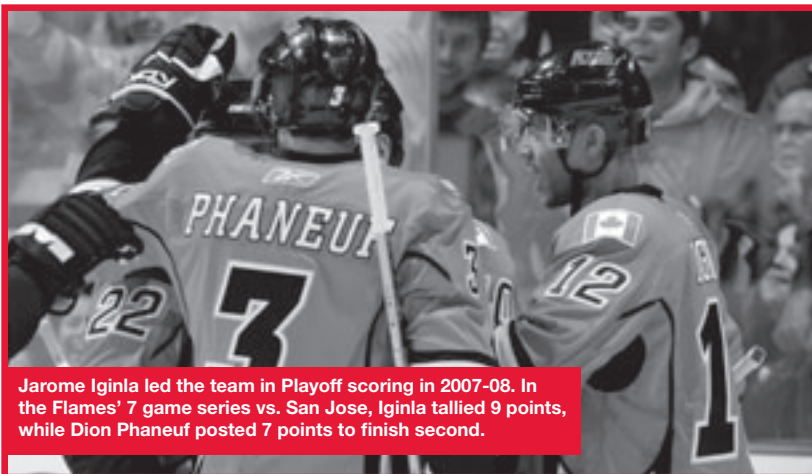


**Tim Hunter -  
most penalty minutes in  
one season - 375, 1988-89**



# PLAYOFF RECORDS

**WE ARE THE**  **of RED™**



Jarome Iginla led the team in Playoff scoring in 2007-08. In the Flames' 7 game series vs. San Jose, Iginla tallied 9 points, while Dion Phaneuf posted 7 points to finish second.

## 2008 CALGARY FLAMES STANLEY CUP PLAYOFF SCORING

| PLAYER            | GP       | G         | A         | PTS       | +/-       | PIM       | PP       | SH       | GW       | OT       | S          | S%   | TOI/G | SFT/G | FO%   |
|-------------------|----------|-----------|-----------|-----------|-----------|-----------|----------|----------|----------|----------|------------|------|-------|-------|-------|
| Jarome Iginla     | 7        | 4         | 5         | 9         | -1        | 2         | 3        | 0        | 0        | 0        | 27         | 14.8 | 22:42 | 26.4  | 39.0  |
| Dion Phaneuf      | 7        | 3         | 4         | 7         | -2        | 4         | 1        | 0        | 0        | 0        | 22         | 13.6 | 27:06 | 30.0  | 0.0   |
| Owen Nolan        | 7        | 3         | 2         | 5         | 0         | 2         | 0        | 0        | 2        | 0        | 12         | 25.0 | 19:10 | 27.6  | 36.4  |
| Daymond Langkow   | 7        | 3         | 2         | 5         | 0         | 0         | 2        | 0        | 0        | 0        | 16         | 18.8 | 18:21 | 23.1  | 39.8  |
| Kristian Huselius | 7        | 0         | 4         | 4         | -1        | 6         | 0        | 0        | 0        | 0        | 5          | 0.0  | 13:45 | 18.3  | 0.0   |
| Alex Tanguay      | 7        | 0         | 4         | 4         | -1        | 4         | 0        | 0        | 0        | 0        | 6          | 0.0  | 18:14 | 24.1  | 0.0   |
| Adrian Aucoin     | 7        | 0         | 3         | 3         | 3         | 4         | 0        | 0        | 0        | 0        | 6          | 0.0  | 18:13 | 22.6  | 0.0   |
| Stephane Yelle    | 7        | 2         | 0         | 2         | 2         | 6         | 0        | 0        | 1        | 0        | 5          | 40.0 | 14:35 | 22.0  | 61.0  |
| David Moss        | 5        | 1         | 1         | 2         | 2         | 4         | 0        | 0        | 0        | 0        | 6          | 16.7 | 10:20 | 17.4  | 100.0 |
| Robyn Regehr      | 7        | 0         | 2         | 2         | 0         | 2         | 0        | 0        | 0        | 0        | 3          | 0.0  | 21:49 | 29.7  | 0.0   |
| Craig Conroy      | 7        | 0         | 2         | 2         | 0         | 8         | 0        | 0        | 0        | 0        | 12         | 0.0  | 16:42 | 26.0  | 51.1  |
| Wayne Primeau     | 7        | 1         | 0         | 1         | 0         | 4         | 0        | 0        | 0        | 0        | 6          | 16.7 | 10:35 | 16.6  | 50.0  |
| Cory Sarich       | 7        | 0         | 1         | 1         | 1         | 4         | 0        | 0        | 0        | 0        | 4          | 0.0  | 19:34 | 28.0  | 0.0   |
| Anders Eriksson   | 3        | 0         | 1         | 1         | 0         | 2         | 0        | 0        | 0        | 0        | 0          | 0.0  | 18:16 | 23.7  | 0.0   |
| Marcus Nilson     | 2        | 0         | 0         | 0         | 0         | 0         | 0        | 0        | 0        | 0        | 0          | 0.0  | 4:49  | 9.0   | 25.0  |
| James Vandermeer  | 7        | 0         | 0         | 0         | -6        | 4         | 0        | 0        | 0        | 0        | 6          | 0.0  | 16:17 | 22.7  | 0.0   |
| Eric Godard       | 5        | 0         | 0         | 0         | 0         | 2         | 0        | 0        | 0        | 0        | 1          | 0.0  | 3:31  | 6.2   | 0.0   |
| David Hale        | 6        | 0         | 0         | 0         | -1        | 2         | 0        | 0        | 0        | 0        | 5          | 0.0  | 12:47 | 17.8  | 0.0   |
| Matthew Lombardi  | 7        | 0         | 0         | 0         | -2        | 4         | 0        | 0        | 0        | 0        | 16         | 0.0  | 17:14 | 23.6  | 49.2  |
| Eric Nystrom      | 7        | 0         | 0         | 0         | -2        | 2         | 0        | 0        | 0        | 0        | 4          | 0.0  | 7:38  | 12.7  | 40.0  |
| Bench             | -        | -         | -         | -         | -         | 2         | -        | -        | -        | -        | -          | -    | -     | -     | -     |
| <b>TOTALS</b>     | <b>7</b> | <b>17</b> | <b>31</b> | <b>48</b> | <b>-8</b> | <b>68</b> | <b>6</b> | <b>0</b> | <b>3</b> | <b>0</b> | <b>162</b> |      |       |       |       |

### GOALTENDERS

| GOALTENDER       | GP       | MINS       | GAA         | W        | L        | OTL      | SO       | EN       | GA        | SA         | SV%         |
|------------------|----------|------------|-------------|----------|----------|----------|----------|----------|-----------|------------|-------------|
| Miikka Kiprusoff | 7        | 336        | 3.21        | 2        | 4        | 0        | 1        | 0        | 18        | 196        | .908        |
| Curtis Joseph    | 2        | 79         | 0.76        | 1        | 0        | 0        | 0        | 0        | 1         | 33         | .970        |
| <b>TOTALS</b>    | <b>7</b> | <b>415</b> | <b>2.75</b> | <b>3</b> | <b>4</b> | <b>0</b> | <b>1</b> | <b>0</b> | <b>19</b> | <b>229</b> | <b>.917</b> |



## FLAMES (7) vs SHARKS (2)



| DATE          | TEAMS                   | ATTND. | W/T GOAL          | GOALTENDERS                |
|---------------|-------------------------|--------|-------------------|----------------------------|
| Apr. 9, 2008  | CALGARY 3 AT San Jose 2 | 17496  | Stephane Yelle    | Kiprusoff - Nabokov        |
| Apr. 10, 2008 | CALGARY 0 AT San Jose 2 | 17496  | Joe Pavelski      | Kiprusoff - Nabokov        |
| Apr. 13, 2008 | San Jose 3 AT CALGARY 4 | 19289  | Owen Nolan        | Nabokov - Kiprusoff/Joseph |
| Apr. 15, 2008 | San Jose 3 AT CALGARY 2 | 19289  | Joe Thornton      | Nabokov - Kiprusoff        |
| Apr. 17, 2008 | CALGARY 3 AT San Jose 4 | 17496  | Jonathan Cheechoo | Kiprusoff - Nabokov        |
| Apr. 20, 2008 | San Jose 0 AT CALGARY 2 | 19289  | Owen Nolan        | Nabokov - Kiprusoff        |
| Apr. 22, 2008 | CALGARY 3 AT San Jose 5 | 17496  | Joe Pavelski      | Kiprusoff/Joseph - Nabokov |

San Jose wins the Western Conference Quarter-Finals 4 games to 3

|          | GP | W | L | GF | GA | PPG | SHG | PIM |
|----------|----|---|---|----|----|-----|-----|-----|
| CALGARY  | 7  | 3 | 4 | 17 | 19 | 6   | 0   | 68  |
| San Jose | 7  | 4 | 3 | 19 | 17 | 6   | 0   | 52  |

### GOALS AND SHOTS BY PERIODS

|          | 1st  | 2nd   | 3rd  | OT  | TOTALS | PCT   |
|----------|------|-------|------|-----|--------|-------|
| CALGARY  | 6-52 | 6-58  | 5-52 | 0-0 | 17-162 | 10.5% |
| San Jose | 5-57 | 9-106 | 5-66 | 0-0 | 19-229 | 8.3%  |

| CALGARY                    | GP        | G          | A         | PTS       | +/-       | PIM        | PPG         | SHG           | GW       | SAN JOSE                  | GP       | G          | A         | PTS       | +/-       | PIM        | PPG         | SHG         | GW       |
|----------------------------|-----------|------------|-----------|-----------|-----------|------------|-------------|---------------|----------|---------------------------|----------|------------|-----------|-----------|-----------|------------|-------------|-------------|----------|
| Jarome Iginla              | 7         | 4          | 5         | 9         | -1        | 2          | 3           | 0             | 0        | Ryane Clowe               | 7        | 4          | 4         | 8         | 1         | 8          | 2           | 0           | 0        |
| Dion Phaneuf               | 7         | 3          | 4         | 7         | -2        | 4          | 1           | 0             | 0        | Joe Pavelski              | 7        | 3          | 4         | 7         | 3         | 0          | 1           | 0           | 2        |
| Owen Nolan                 | 7         | 3          | 2         | 5         | 0         | 2          | 0           | 0             | 2        | Joe Thornton              | 7        | 2          | 5         | 7         | 1         | 0          | 1           | 0           | 1        |
| Daymond Langkow            | 7         | 3          | 2         | 5         | 0         | 0          | 2           | 0             | 0        | Patrick Marleau           | 7        | 2          | 4         | 6         | 0         | 2          | 0           | 0           | 0        |
| Kristian Huselius          | 7         | 0          | 4         | 4         | -1        | 6          | 0           | 0             | 0        | Jonathan Cheechoo         | 7        | 3          | 2         | 5         | 1         | 2          | 0           | 0           | 1        |
| Alex Tanguay               | 7         | 0          | 4         | 4         | -1        | 4          | 0           | 0             | 0        | Jeremy Roenick            | 6        | 2          | 2         | 4         | 0         | 0          | 1           | 0           | 0        |
| Adrian Aucoin              | 7         | 0          | 3         | 3         | 3         | 4          | 0           | 0             | 0        | Craig Rivet               | 7        | 0          | 3         | 3         | -1        | 6          | 0           | 0           | 0        |
| Stephane Yelle             | 7         | 2          | 0         | 2         | 2         | 6          | 0           | 0             | 1        | Brian Campbell            | 7        | 0          | 3         | 3         | -1        | 0          | 0           | 0           | 0        |
| David Moss                 | 5         | 1          | 1         | 2         | 2         | 4          | 0           | 0             | 0        | Christian Ehrhoff         | 4        | 0          | 3         | 3         | 4         | 6          | 0           | 0           | 0        |
| Robyn Regehr               | 7         | 0          | 2         | 2         | 0         | 2          | 0           | 0             | 0        | Douglas Murray            | 7        | 1          | 1         | 2         | 0         | 0          | 0           | 0           | 0        |
| Craig Conroy               | 7         | 0          | 2         | 2         | 0         | 8          | 0           | 0             | 0        | Devin Setoguchi           | 4        | 1          | 1         | 2         | 0         | 0          | 0           | 0           | 0        |
| Wayne Primeau              | 7         | 1          | 0         | 1         | 0         | 4          | 0           | 0             | 0        | Torrey Mitchell           | 7        | 0          | 0         | 1         | 0         | 8          | 1           | 0           | 0        |
| Cory Sarich                | 7         | 0          | 1         | 1         | 1         | 4          | 0           | 0             | 0        | Marc-Edouard Vlasic       | 7        | 0          | 1         | 1         | 3         | 0          | 0           | 0           | 0        |
| Anders Eriksson            | 3         | 0          | 1         | 1         | 0         | 2          | 0           | 0             | 0        | Mike Grier                | 7        | 0          | 1         | 1         | 1         | 0          | 0           | 0           | 0        |
| Marcus Nilson              | 2         | 0          | 0         | 0         | 0         | 0          | 0           | 0             | 0        | Milan Michalek            | 7        | 0          | 0         | 0         | 2         | 2          | 0           | 0           | 0        |
| James Vandermeer           | 7         | 0          | 0         | 0         | -6        | 4          | 0           | 0             | 0        | Jody Shelley              | 6        | 0          | 0         | 0         | -1        | 2          | 0           | 0           | 0        |
| Eric Godard                | 5         | 0          | 0         | 0         | 0         | 2          | 0           | 0             | 0        | Matthew Carle             | 6        | 0          | 0         | 0         | 1         | 4          | 0           | 0           | 0        |
| David Hale                 | 6         | 0          | 0         | 0         | -1        | 2          | 0           | 0             | 0        | Patrick Rissmiller        | 5        | 0          | 0         | 0         | -1        | 4          | 0           | 0           | 0        |
| Matthew Lombardi           | 7         | 0          | 0         | 0         | -2        | 4          | 0           | 0             | 0        | Kyle McLaren              | 5        | 0          | 0         | 0         | -2        | 6          | 0           | 0           | 0        |
| Eric Nystrom               | 7         | 0          | 0         | 0         | -2        | 2          | 0           | 0             | 0        | Curtis Brown              | 4        | 0          | 0         | 0         | -2        | 2          | 0           | 0           | 0        |
| Bench                      | -         | -          | -         | -         | -         | 2          | -           | -             | -        | Alexei Semenov            | 1        | 0          | 0         | 0         | 0         | 0          | 0           | 0           | 0        |
| <b>TOTALS</b>              | <b>7</b>  | <b>17</b>  | <b>31</b> | <b>48</b> | <b>-8</b> | <b>68</b>  | <b>6</b>    | <b>0</b>      | <b>3</b> | Marcel Goc                | 1        | 0          | 0         | 0         | 1         | 0          | 0           | 0           | 0        |
| <b>Goaltenders</b>         | <b>GP</b> | <b>MP</b>  | <b>GA</b> | <b>EN</b> | <b>SO</b> | <b>SVS</b> | <b>AVG</b>  | <b>SAVE %</b> | <b>%</b> | <b>TOTALS</b>             | <b>7</b> | <b>19</b>  | <b>34</b> | <b>53</b> | <b>10</b> | <b>54</b>  | <b>6</b>    | <b>0</b>    | <b>4</b> |
| Mikkka Kiprusoff (2-4-0-0) | 7         | 336        | 18        | 0         | 1         | 178        | 3.21        | 90.8          |          | Evgeni Nabokov (4-3-0-0)7 | 416      | 17         | 0         | 1         | 145       | 2.45       | 89.5        |             |          |
| Curtis Joseph (1-0-0-0)    | 2         | 79         | 1         | 0         | 0         | 32         | 0.76        | 97.0          |          | Dmitri Patzold (0-0-0-0)  | 0        | 0          | 0         | 0         | 0         | 0          | 0.00        | 0           |          |
| <b>TOTALS</b>              | <b>7</b>  | <b>415</b> | <b>19</b> | <b>0</b>  | <b>1</b>  | <b>210</b> | <b>2.75</b> | <b>91.7</b>   |          | Thomas Greiss (0-0-0-0)   | 0        | 0          | 0         | 0         | 0         | 0          | 0.00        | 0           |          |
|                            |           |            |           |           |           |            |             |               |          | <b>TOTALS</b>             | <b>7</b> | <b>416</b> | <b>17</b> | <b>0</b>  | <b>1</b>  | <b>145</b> | <b>2.45</b> | <b>89.5</b> |          |

Series Winning Goal: Joe Pavelski (S/J)

|          | POWERPLAY |     |      | HOME |     |      | ROAD |     |      | OVERALL |     |      |      |
|----------|-----------|-----|------|------|-----|------|------|-----|------|---------|-----|------|------|
|          | ADV       | PPG | PCT  | ADV  | PPG | PCT  | ADV  | PPG | PCT  | ADV     | PPG | PP % | PK % |
| CALGARY  | 8         | 2   | 25.0 | 14   | 4   | 28.6 | 22   | 6   | 27.3 | 80.6    |     |      |      |
| San Jose | 19        | 4   | 21.0 | 12   | 2   | 16.7 | 31   | 6   | 19.4 | 72.8    |     |      |      |

## FLAMES ALL-TIME PLAYOFF RECORD VS. OTHER TEAMS

| Opponent      | Series    | W         | L         | GP         | W         | L          | GF         | GA         | Last Mtg. | Rnd.     | Result   |
|---------------|-----------|-----------|-----------|------------|-----------|------------|------------|------------|-----------|----------|----------|
| Anaheim       | 1         | 0         | 1         | 7          | 3         | 4          | 16         | 17         | 2006      | CQF      | L 3-4    |
| Chicago       | 3         | 2         | 1         | 12         | 7         | 5          | 37         | 33         | 1996      | CQF      | L 0-4    |
| Dallas        | 1         | 0         | 1         | 7          | 3         | 4          | 19         | 25         | 1981      | SF       | L 2-4    |
| Detroit       | 3         | 1         | 2         | 14         | 6         | 8          | 26         | 38         | 2007      | CQF      | L 4-2    |
| Edmonton      | 5         | 1         | 4         | 30         | 11        | 19         | 96         | 132        | 1991      | DSF      | L 3-4    |
| Los Angeles   | 6         | 2         | 4         | 26         | 13        | 13         | 102        | 105        | 1993      | DSF      | L 2-4    |
| Montreal      | 2         | 1         | 1         | 11         | 5         | 6          | 32         | 31         | 1989      | F        | W 4-2    |
| NY Rangers    | 1         | 0         | 1         | 4          | 1         | 3          | 8          | 14         | 1980      | PRE      | L 1-3    |
| Philadelphia  | 2         | 1         | 1         | 11         | 4         | 7          | 28         | 43         | 1981      | QF       | W 4-3    |
| Phoenix       | 3         | 1         | 2         | 13         | 6         | 7          | 43         | 45         | 1987      | DSF      | L 2-4    |
| St. Louis     | 1         | 1         | 0         | 7          | 4         | 3          | 28         | 22         | 1986      | CF       | W 4-3    |
| San Jose      | 3         | 1         | 2         | 20         | 10        | 10         | 68         | 57         | 2008      | CQF      | L 4-3    |
| Tampa Bay     | 1         | 0         | 1         | 7          | 3         | 4          | 14         | 13         | 2004      | F        | L 3-4    |
| Toronto       | 1         | 0         | 1         | 2          | 0         | 2          | 5          | 9          | 1979      | PRE      | L 0-2    |
| Vancouver     | 6         | 4         | 2         | 32         | 17        | 15         | 101        | 96         | 2004      | CQF      | W 4-3    |
| <b>TOTALS</b> | <b>39</b> | <b>15</b> | <b>24</b> | <b>202</b> | <b>92</b> | <b>110</b> | <b>632</b> | <b>697</b> | <b>-</b>  | <b>-</b> | <b>-</b> |

## FLAMES ALL-TIME SERIES RECORD VS. OTHER TEAMS

| Opponent     | Year | Series | Winner | W | L | GF | GA |
|--------------|------|--------|--------|---|---|----|----|
| Anaheim      | 2006 | CQF    | ANA    | 3 | 4 | 16 | 17 |
| Chicago      | 1981 | PRE    | CGY    | 3 | 0 | 15 | 9  |
| Chicago      | 1989 | CF     | CGY    | 4 | 1 | 15 | 8  |
| Chicago      | 1996 | CQF    | CHI    | 0 | 4 | 7  | 16 |
| Detroit      | 1978 | PRE    | DET    | 0 | 2 | 5  | 8  |
| Detroit      | 2004 | CSF    | CGY    | 4 | 2 | 11 | 12 |
| Detroit      | 2007 | CQF    | DET    | 2 | 4 | 10 | 18 |
| Edmonton     | 1983 | DF     | EDM    | 1 | 4 | 13 | 35 |
| Edmonton     | 1984 | DF     | EDM    | 3 | 4 | 27 | 33 |
| Edmonton     | 1986 | DF     | CGY    | 4 | 3 | 25 | 24 |
| Edmonton     | 1988 | DF     | EDM    | 0 | 4 | 11 | 18 |
| Edmonton     | 1991 | DSF    | EDM    | 3 | 4 | 20 | 22 |
| Los Angeles  | 1976 | PRE    | LA     | 0 | 2 | 1  | 3  |
| Los Angeles  | 1977 | PRE    | LA     | 1 | 2 | 7  | 11 |
| Los Angeles  | 1988 | DSF    | CGY    | 4 | 1 | 30 | 18 |
| Los Angeles  | 1989 | DF     | CGY    | 4 | 0 | 22 | 11 |
| Los Angeles  | 1990 | DSF    | LA     | 2 | 4 | 24 | 29 |
| Los Angeles  | 1993 | DSF    | LA     | 2 | 4 | 28 | 33 |
| Minnesota    | 1981 | SF     | MIN    | 2 | 4 | 18 | 25 |
| Montreal     | 1986 | F      | MTL    | 1 | 4 | 13 | 15 |
| Montreal     | 1989 | F      | CGY    | 4 | 2 | 19 | 16 |
| NY Rangers   | 1980 | PRE    | NYR    | 1 | 3 | 8  | 14 |
| Philadelphia | 1974 | QF     | PHI    | 0 | 4 | 6  | 17 |
| Philadelphia | 1981 | QF     | CGY    | 4 | 3 | 22 | 26 |
| St. Louis    | 1986 | CF     | CGY    | 4 | 3 | 28 | 22 |
| San Jose     | 1995 | CQF    | SJ     | 3 | 4 | 35 | 26 |
| San Jose     | 2004 | CF     | CGY    | 4 | 2 | 16 | 12 |
| San Jose     | 2008 | CQF    | SJ     | 3 | 4 | 17 | 19 |
| Tampa Bay    | 2004 | F      | TB     | 3 | 4 | 14 | 13 |
| Toronto      | 1979 | PRE    | TOR    | 0 | 2 | 5  | 9  |
| Vancouver    | 1982 | DSF    | VAN    | 0 | 3 | 5  | 10 |
| Vancouver    | 1983 | DSF    | CGY    | 3 | 1 | 17 | 14 |
| Vancouver    | 1984 | DSF    | CGY    | 3 | 1 | 14 | 13 |
| Vancouver    | 1989 | DSF    | CGY    | 4 | 3 | 26 | 20 |
| Vancouver    | 1994 | CQF    | VAN    | 3 | 4 | 20 | 23 |
| Vancouver    | 2004 | CQF    | CGY    | 4 | 3 | 19 | 16 |
| Winnipeg     | 1985 | DSF    | WPG    | 1 | 3 | 13 | 15 |
| Winnipeg     | 1986 | DSF    | CGY    | 3 | 0 | 15 | 8  |
| Winnipeg     | 1987 | DSF    | WPG    | 2 | 4 | 15 | 22 |

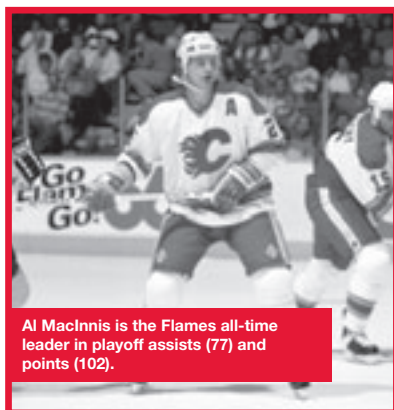
# CALGARY FLAMES ALL-TIME PLAYOFF RESULTS

|                       |             |                       |            |
|-----------------------|-------------|-----------------------|------------|
| 04/09/1974 ATL at PHI | 1-4 L       | 04/16/1984 CGY vs EDM | 3-5 L      |
| 04/11/1974 ATL at PHI | 1-5 L       | 04/18/1984 CGY at EDM | 5-4 W      |
| 04/12/1974 ATL vs PHI | 1-4 L       | 04/20/1984 CGY vs EDM | 5-4 W (OT) |
| 04/14/1974 ATL vs PHI | 3-4 L (OT)  | 04/22/1984 CGY at EDM | 4-7 L      |
| -----                 |             |                       |            |
| 04/06/1976 ATL at LA  | 1-2 L       | 04/10/1985 CGY at WPG | 4-5 L (OT) |
| 04/08/1976 ATL vs LA  | 0-1 L       | 04/11/1985 CGY at WPG | 2-5 L      |
| -----                 |             |                       |            |
| 04/05/1977 ATL at LA  | 2-5 L       | 04/13/1985 CGY vs WPG | 4-0 W      |
| 04/07/1977 ATL vs LA  | 3-2 W       | 04/14/1985 CGY vs WPG | 3-5 L      |
| 04/09/1977 ATL at LA  | 2-4 L       | -----                 |            |
| -----                 |             |                       |            |
| 04/11/1978 ATL vs DET | 3-5 L       | 04/09/1986 CGY vs WPG | 5-1 W      |
| 04/13/1978 ATL at DET | 2-3 L       | 04/10/1986 CGY vs WPG | 6-4 W      |
| -----                 |             |                       |            |
| 04/10/1979 ATL vs TOR | 1-2 L       | 04/12/1986 CGY at WPG | 4-3 W (OT) |
| 04/12/1979 ATL at TOR | 4-7 L       | -----                 |            |
| -----                 |             |                       |            |
| 04/08/1980 ATL at NYR | 1-2 L (OT)  | 04/18/1986 CGY at EDM | 4-1 W      |
| 04/09/1980 ATL at NYR | 1-5 L       | 04/20/1986 CGY at EDM | 5-6 L (OT) |
| 04/11/1980 ATL vs NYR | 4-2 W       | 04/22/1986 CGY vs EDM | 3-2 W      |
| 04/12/1980 ATL vs NYR | 2-5 L       | 04/24/1986 CGY vs EDM | 4-7 L      |
| -----                 |             |                       |            |
| 04/08/1981 CGY vs CHI | 4-3 W       | 04/26/1986 CGY at EDM | 4-1 W      |
| 04/09/1981 CGY vs CHI | 6-2 W       | 04/28/1986 CGY vs EDM | 2-5 L      |
| 04/11/1981 CGY at CHI | 5-4 W (2OT) | 04/30/1986 CGY at EDM | 3-2 W      |
| -----                 |             |                       |            |
| 04/16/1981 CGY at PHI | 0-4 L       | 05/02/1986 CGY vs STL | 2-3 L      |
| 04/17/1981 CGY at PHI | 5-4 W       | 05/04/1986 CGY vs STL | 8-2 W      |
| 04/19/1981 CGY vs PHI | 2-1 W       | 05/06/1986 CGY at STL | 5-3 W      |
| 04/20/1981 CGY vs PHI | 5-4 W       | 05/08/1986 CGY at STL | 2-5 L      |
| 04/22/1981 CGY at PHI | 4-9 L       | 05/10/1986 CGY vs STL | 4-2 W      |
| 04/24/1981 CGY vs PHI | 2-3 L       | 05/12/1986 CGY at STL | 5-6 L (OT) |
| 04/26/1981 CGY at PHI | 4-1 W       | 05/14/1986 CGY vs STL | 2-1 W      |
| -----                 |             |                       |            |
| 04/28/1981 CGY vs MIN | 1-4 L       | 05/16/1986 CGY vs MTL | 5-2 W      |
| 04/30/1981 CGY vs MIN | 3-2 W       | 05/18/1986 CGY vs MTL | 2-3 L (OT) |
| 05/03/1981 CGY at MIN | 4-6 L       | 05/20/1986 CGY at MTL | 3-5 L      |
| 05/05/1981 CGY at MIN | 4-7 L       | 05/22/1986 CGY at MTL | 0-1 L      |
| 05/07/1981 CGY vs MIN | 3-1 W       | 05/24/1986 CGY vs MTL | 3-4 L      |
| 05/09/1981 CGY at MIN | 3-5 L       | -----                 |            |
| -----                 |             |                       |            |
| 04/07/1982 CGY at VAN | 3-5 L       | 04/08/1987 CGY vs WPG | 2-4 L      |
| 04/08/1982 CGY at VAN | 1-2 L (OT)  | 04/09/1987 CGY vs WPG | 2-3 L      |
| 04/10/1982 CGY vs VAN | 1-3 L       | 04/11/1987 CGY at WPG | 3-2 W (OT) |
| -----                 |             |                       |            |
| 04/06/1983 CGY vs VAN | 4-3 W (OT)  | 04/12/1987 CGY at WPG | 3-4 L      |
| 04/07/1983 CGY vs VAN | 5-3 W       | 04/14/1987 CGY vs WPG | 4-3 W      |
| 04/09/1983 CGY at VAN | 4-5 L       | 04/16/1987 CGY at WPG | 1-6 L      |
| 04/10/1983 CGY at VAN | 4-3 W (OT)  | -----                 |            |
| -----                 |             |                       |            |
| 04/14/1983 CGY at EDM | 3-6 L       | 04/06/1988 CGY vs LA  | 9-2 W      |
| 04/15/1983 CGY at EDM | 1-5 L       | 04/07/1988 CGY vs LA  | 6-4 W      |
| 04/17/1983 CGY vs EDM | 2-10 L      | 04/09/1988 CGY at LA  | 2-5 L      |
| 04/18/1983 CGY vs EDM | 6-5 W       | 04/10/1988 CGY at LA  | 7-3 W      |
| 04/20/1983 CGY at EDM | 1-9 L       | 04/12/1988 CGY vs LA  | 6-4 W      |
| -----                 |             |                       |            |
| 04/04/1984 CGY vs VAN | 5-3 W       | 04/19/1988 CGY vs EDM | 1-3 L      |
| 04/05/1984 CGY vs VAN | 4-2 W       | 04/21/1988 CGY vs EDM | 4-5 L (OT) |
| 04/07/1984 CGY at VAN | 0-7 L       | 04/23/1988 CGY at EDM | 2-4 L      |
| 04/08/1984 CGY at VAN | 5-1 W       | 04/25/1988 CGY at EDM | 4-6 L      |
| -----                 |             |                       |            |
| 04/04/1984 CGY vs VAN | 5-3 W       | 04/05/1989 CGY vs VAN | 3-4 L (OT) |
| 04/05/1984 CGY vs VAN | 4-2 W       | 04/06/1989 CGY vs VAN | 5-2 W      |
| 04/07/1984 CGY at VAN | 0-7 L       | 04/08/1989 CGY at VAN | 4-0 W      |
| 04/08/1984 CGY at VAN | 5-1 W       | 04/09/1989 CGY at VAN | 3-5 L      |
| -----                 |             |                       |            |
| 04/12/1984 CGY at EDM | 2-5 L       | 04/11/1989 CGY vs VAN | 4-0 W      |
| 04/13/1984 CGY at EDM | 6-5 W (OT)  | 04/13/1989 CGY at VAN | 3-6 L      |
| 04/15/1984 CGY vs EDM | 2-3 L       | 04/15/1989 CGY vs VAN | 4-3 W (OT) |
| -----                 |             |                       |            |
| 04/16/1984 CGY vs EDM | 3-5 L       | 04/18/1989 CGY vs LA  | 4-3 W (OT) |
| 04/18/1984 CGY at EDM | 5-4 W       | 04/20/1989 CGY vs LA  | 8-3 W      |
| 04/20/1984 CGY vs EDM | 5-4 W (OT)  | 04/22/1989 CGY at LA  | 5-2 W      |
| 04/22/1984 CGY at EDM | 4-7 L       | 04/24/1989 CGY at LA  | 5-3 W      |



# CALGARY FLAMES ALL-TIME PLAYOFF RESULTS

|                       |             |                        |             |
|-----------------------|-------------|------------------------|-------------|
| 05/02/1989 CGY vs CHI | 3-0 W       | 04/22/2004 CGY at DET  | 2-1 W (OT)  |
| 05/04/1989 CGY vs CHI | 2-4 L       | 04/24/2004 CGY at DET  | 2-5 L       |
| 05/06/1989 CGY at CHI | 5-2 W       | 04/27/2004 CGY vs DET  | 3-2 W       |
| 05/08/1989 CGY at CHI | 2-1 W (OT)  | 04/29/2004 CGY vs DET  | 2-4 L       |
| 05/10/1989 CGY vs CHI | 3-1 W       | 05/01/2004 CGY at DET  | 1-0 W       |
| 05/14/1989 CGY vs MTL | 3-2 W       | 05/03/2004 CGY vs DET  | 1-0 W (OT)  |
| 05/17/1989 CGY vs MTL | 2-4 L       | 05/09/2004 CGY at SJ   | 4-3 W       |
| 05/19/1989 CGY at MTL | 3-4 L (2OT) | 05/11/2004 CGY at SJ   | 4-1 W       |
| 05/21/1989 CGY at MTL | 4-2 W       | 05/13/2004 CGY vs SJ   | 0-3 L       |
| 05/23/1989 CGY vs MTL | 3-2 W       | 05/16/2004 CGY vs SJ   | 2-4 L       |
| 05/25/1989 CGY at MTL | 4-2 W       | 05/17/2004 CGY at SJ   | 3-0 W       |
| -----                 |             | 05/19/2004 CGY vs SJ   | 3-1 W       |
| 04/04/1990 CGY vs LA  | 3-5 L       | 05/25/2004 CGY at TB   | 4-1 W       |
| 04/06/1990 CGY vs LA  | 8-5 W       | 05/27/2004 CGY at TB   | 1-4 L       |
| 04/08/1990 CGY at LA  | 1-2 L (OT)  | 05/29/2004 CGY vs TB   | 3-0 W       |
| 04/10/1990 CGY at LA  | 4-12 L      | 05/31/2004 CGY vs TB   | 0-1 L       |
| 04/12/1990 CGY vs LA  | 5-1 W       | 06/03/2004 CGY at TB   | 3-2 W (OT)  |
| 04/14/1990 CGY at LA  | 3-4 L (2OT) | 06/05/2004 CGY vs TB   | 2-3 L (2OT) |
| -----                 |             | 06/07/2004 CGY at TB   | 1-2 L       |
| 04/04/1991 CGY vs EDM | 1-3 L       | 04/21/2006 CGY vs. ANA | 2-1 W       |
| 04/06/1991 CGY vs EDM | 3-1 W       | 04/23/2006 CGY vs. ANA | 3-4 L       |
| 04/08/1991 CGY at EDM | 3-4 L       | 04/25/2006 CGY vs. ANA | 5-2 W       |
| 04/10/1991 CGY at EDM | 2-5 L       | 04/27/2006 CGY vs. ANA | 2-3 L       |
| 04/12/1991 CGY vs EDM | 5-3 W       | 04/29/2006 CGY vs. ANA | 3-2 W       |
| 04/14/1991 CGY at EDM | 2-1 W (OT)  | 05/01/2006 CGY vs. ANA | 1-2 L       |
| 04/16/1991 CGY vs EDM | 4-5 L (OT)  | 05/03/2006 CGY vs. ANA | 0-3 L       |
| -----                 |             | 04/12/2007 CGY at DET  | 1-4 L       |
| 04/18/1993 CGY vs LA  | 3-6 L       | 04/15/2007 CGY at DET  | 1-3 L       |
| 04/21/1993 CGY vs LA  | 9-4 W       | 04/17/2007 DET vs. CGY | 3-2 W       |
| 04/23/1993 CGY at LA  | 5-2 W       | 04/19/2007 DET vs. CGY | 3-2 W       |
| 04/25/1993 CGY at LA  | 1-3 L       | 04/21/2007 CGY at DET  | 1-5 L       |
| 04/27/1993 CGY vs LA  | 4-9 L       | 04/22/2007 DET vs. CGY | 1-2 (2OTL)  |
| 04/29/1993 CGY at LA  | 6-9 L       | -----                  |             |
| -----                 |             | 04/09/2008 CGY at SJ   | 3-2 W       |
| 04/18/1994 CGY vs VAN | 0-5 L       | 04/10/2008 CGY at SJ   | 0-2 L       |
| 04/20/1994 CGY vs VAN | 7-5 W       | 04/13/2008 SJ at CGY   | 4-3 W       |
| 04/22/1994 CGY at VAN | 4-2 W       | 04/15/2008 SJ at CGY   | 2-3 L       |
| 04/24/1994 CGY at VAN | 3-2 W       | 04/17/2008 CGY at SJ   | 3-4 L       |
| 04/26/1994 CGY vs VAN | 1-2 L (OT)  | 04/20/2008 SJ at CGY   | 2-0 W       |
| 04/28/1994 CGY at VAN | 2-3 L (OT)  | 04/22/2008 CGY at SJ   | 3-5 L       |
| 04/30/1994 CGY vs VAN | 3-4 L (2OT) | -----                  |             |
| -----                 |             | 05/07/1995 CGY vs SJ   | 4-5 L       |
| 05/07/1995 CGY vs SJ  | 4-5 L       | 05/09/1995 CGY vs SJ   | 4-5 L (OT)  |
| 05/11/1995 CGY at SJ  | 9-2 W       | 05/13/1995 CGY at SJ   | 6-4 W       |
| 05/13/1995 CGY at SJ  | 6-4 W       | 05/15/1995 CGY vs SJ   | 5-0 W       |
| 05/15/1995 CGY vs SJ  | 5-0 W       | 05/17/1995 CGY at SJ   | 3-5 L       |
| 05/17/1995 CGY at SJ  | 3-5 L       | 05/19/1995 CGY vs SJ   | 4-5 L (2OT) |
| 05/19/1995 CGY vs SJ  | 4-5 L (2OT) | -----                  |             |
| 04/17/1996 CGY at CHI | 1-4 L       | 04/07/2004 CGY at VAN  | 3-5 L       |
| 04/19/1996 CGY at CHI | 0-3 L       | 04/09/2004 CGY at VAN  | 2-1 W       |
| 04/21/1996 CGY vs CHI | 5-7 L       | 04/11/2004 CGY vs VAN  | 1-2 L       |
| 04/23/1996 CGY vs CHI | 1-2 L (3OT) | 04/13/2004 CGY vs VAN  | 4-0 W       |
| -----                 |             | 04/15/2004 CGY at VAN  | 2-1 W       |
| 04/07/2004 CGY at VAN | 3-5 L       | 04/17/2004 CGY vs VAN  | 5-4 L (3OT) |
| 04/09/2004 CGY at VAN | 2-1 W       | 04/19/2004 CGY at VAN  | 3-2 W (OT)  |
| 04/11/2004 CGY vs VAN | 1-2 L       |                        |             |
| 04/13/2004 CGY vs VAN | 4-0 W       |                        |             |
| 04/15/2004 CGY at VAN | 2-1 W       |                        |             |
| 04/17/2004 CGY vs VAN | 5-4 L (3OT) |                        |             |
| 04/19/2004 CGY at VAN | 3-2 W (OT)  |                        |             |



Al MacInnis is the Flames all-time leader in playoff assists (77) and points (102).

# FLAMES PLAYOFF ALL-TIME LEADERS

| GOALS           |    |
|-----------------|----|
| Mullen .....    | 35 |
| Nieuwendyk..... | 32 |
| Fleury.....     | 29 |
| Loob .....      | 26 |
| Iginla .....    | 25 |
| MacInnis .....  | 25 |
| McDonald.....   | 24 |
| Otto .....      | 23 |
| Reinhart.....   | 21 |
| Peplinski.....  | 15 |
| Gilmour.....    | 15 |

| ASSISTS         |    |
|-----------------|----|
| MacInnis .....  | 77 |
| Reinhart.....   | 51 |
| Otto .....      | 38 |
| Fleury.....     | 33 |
| Suter.....      | 33 |
| Peplinski.....  | 31 |
| Roberts.....    | 30 |
| Loob .....      | 28 |
| Nieuwendyk..... | 28 |
| Chouinard.....  | 26 |

| POINTS          |     |
|-----------------|-----|
| MacInnis.....   | 102 |
| Reinhart.....   | 72  |
| Fleury.....     | 62  |
| Otto.....       | 61  |
| Nieuwendyk..... | 60  |
| Mullen.....     | 55  |
| Loob.....       | 54  |
| McDonald.....   | 47  |
| Peplinski.....  | 46  |
| Iginla.....     | 45  |

| PENALTY MINUTES |     |
|-----------------|-----|
| Peplinski.....  | 382 |
| Hunter, T.....  | 352 |
| Roberts.....    | 216 |
| Plett.....      | 191 |
| Otto.....       | 188 |
| MacInnis.....   | 153 |
| Baxter.....     | 120 |
| Sheehy.....     | 104 |
| McDonald.....   | 98  |
| Fleury.....     | 96  |

| GAMES PLAYED    |    |
|-----------------|----|
| Peplinski.....  | 99 |
| MacInnis.....   | 95 |
| Otto.....       | 87 |
| Hunter, T.....  | 86 |
| Macoun.....     | 84 |
| Vernon (G)..... | 81 |
| Reinhart.....   | 76 |
| Loob.....       | 73 |
| Patterson.....  | 72 |
| McDonald.....   | 72 |
| Nieuwendyk..... | 66 |

|                    |    |
|--------------------|----|
| Mullen.....        | 61 |
| Fleury.....        | 59 |
| Roberts.....       | 58 |
| Risebrough.....    | 50 |
| Suter.....         | 49 |
| Iginla.....        | 48 |
| Kiprusoff (G)..... | 46 |
| Yelle.....         | 43 |
| Regehr.....        | 41 |
| Chouinard.....     | 41 |
| Conroy.....        | 39 |

# FLAMES CAREER PLAYOFF POINT LEADERS

| PLAYER              | GP | G  | A  | PTS | PIM | PLAYER           | GP | G | A | PTS | PIM |
|---------------------|----|----|----|-----|-----|------------------|----|---|---|-----|-----|
| MacInnis.....       | 95 | 25 | 77 | 102 | 153 | McCrimmon.....   | 37 | 2 | 8 | 10  | 60  |
| Reinhart.....       | 76 | 21 | 51 | 72  | 38  | Yelle.....       | 43 | 6 | 3 | 9   | 32  |
| Fleury.....         | 59 | 29 | 33 | 62  | 96  | Bridgman.....    | 12 | 5 | 4 | 9   | 47  |
| Otto.....           | 87 | 23 | 38 | 61  | 188 | Phaneuf.....     | 20 | 5 | 4 | 9   | 18  |
| Nieuwendyk.....     | 66 | 32 | 28 | 60  | 36  | Bullard.....     | 12 | 4 | 5 | 9   | 8   |
| Mullen.....         | 61 | 35 | 20 | 55  | 18  | Murzyn.....      | 32 | 4 | 5 | 9   | 35  |
| Loob.....           | 73 | 26 | 28 | 54  | 16  | Lavallee.....    | 19 | 3 | 6 | 9   | 15  |
| McDonald.....       | 72 | 24 | 23 | 47  | 98  | Ranheim.....     | 19 | 3 | 6 | 9   | 2   |
| Peplinski.....      | 99 | 15 | 31 | 46  | 382 | Housley.....     | 7  | 0 | 9 | 9   | 0   |
| Iginla.....         | 48 | 25 | 20 | 45  | 70  | Simon.....       | 22 | 5 | 3 | 8   | 81  |
| Roberts.....        | 58 | 13 | 30 | 43  | 216 | Nieminen.....    | 24 | 4 | 4 | 8   | 55  |
| Suter.....          | 49 | 6  | 33 | 39  | 68  | Tanguay.....     | 13 | 1 | 7 | 8   | 12  |
| Chouinard.....      | 41 | 9  | 26 | 35  | 12  | Eloranta.....    | 21 | 1 | 7 | 8   | 19  |
| Gilmour.....        | 35 | 15 | 13 | 28  | 28  | Zalapski.....    | 18 | 0 | 8 | 8   | 16  |
| Nilsson.....        | 33 | 4  | 24 | 28  | 8   | Kisio.....       | 14 | 3 | 4 | 7   | 27  |
| Patterson.....      | 72 | 11 | 16 | 27  | 55  | MacLellan.....   | 28 | 3 | 4 | 7   | 27  |
| Risebrough.....     | 50 | 10 | 17 | 27  | 95  | Lysiak.....      | 11 | 2 | 5 | 7   | 12  |
| Macoun.....         | 84 | 6  | 19 | 25  | 87  | Berezan.....     | 20 | 2 | 5 | 7   | 30  |
| Quinn, D.....       | 29 | 11 | 12 | 23  | 14  | Rautakallio..... | 23 | 2 | 5 | 7   | 8   |
| Tonelli.....        | 31 | 9  | 14 | 23  | 61  | Murdoch.....     | 25 | 2 | 5 | 7   | 42  |
| Conroy.....         | 39 | 7  | 14 | 21  | 28  | Makarov.....     | 9  | 1 | 6 | 7   | 0   |
| Reichel.....        | 26 | 5  | 14 | 19  | 6   | Ference.....     | 33 | 0 | 7 | 7   | 37  |
| Plett.....          | 27 | 12 | 6  | 18  | 191 | Kruse.....       | 17 | 4 | 2 | 6   | 28  |
| Houston.....        | 31 | 9  | 9  | 18  | 62  | Chiasson.....    | 11 | 3 | 3 | 6   | 9   |
| MacMillan, Bob..... | 24 | 8  | 9  | 17  | 16  | Clark.....       | 26 | 3 | 3 | 6   | 30  |
| Russell.....        | 34 | 3  | 13 | 16  | 70  | Clement.....     | 32 | 3 | 3 | 6   | 14  |
| Ramage.....         | 29 | 2  | 14 | 16  | 47  | Saprykin.....    | 26 | 3 | 3 | 6   | 14  |
| Gelinas.....        | 26 | 8  | 7  | 15  | 35  | Nylander.....    | 13 | 0 | 6 | 6   | 2   |
| Langkow.....        | 20 | 6  | 9  | 15  | 10  | Marsh.....       | 22 | 0 | 6 | 6   | 17  |
| Regehr.....         | 41 | 3  | 12 | 15  | 28  | Kennedy.....     | 10 | 4 | 1 | 5   | 28  |
| Bozek.....          | 31 | 7  | 7  | 14  | 53  | Nolan.....       | 7  | 3 | 2 | 5   | 2   |
| Titov.....          | 18 | 7  | 6  | 13  | 14  | Yawney.....      | 19 | 3 | 2 | 5   | 26  |
| Lever.....          | 20 | 5  | 8  | 13  | 20  | Jackson.....     | 14 | 3 | 2 | 5   | 6   |
| Stern.....          | 31 | 6  | 6  | 12  | 85  | Hislop.....      | 28 | 3 | 2 | 5   | 11  |
| Wilson, C.....      | 32 | 6  | 6  | 12  | 10  | Meredith.....    | 5  | 3 | 1 | 4   | 4   |
| Hunter, T.....      | 86 | 5  | 7  | 12  | 352 | Dahlquist.....   | 7  | 3 | 1 | 4   | 4   |
| Huselius.....       | 20 | 2  | 10 | 12  | 14  | Gould, B.....    | 11 | 3 | 1 | 4   | 4   |
| Vail.....           | 20 | 5  | 6  | 11  | 6   | Romanchych.....  | 7  | 2 | 2 | 4   | 4   |
| Konroyd.....        | 24 | 4  | 7  | 11  | 40  | Hunter, M.....   | 10 | 2 | 2 | 4   | 23  |
| Nilson.....         | 34 | 4  | 7  | 11  | 14  | Amonte.....      | 13 | 2 | 2 | 4   | 10  |
| Leopold.....        | 33 | 0  | 11 | 11  | 10  | Holt.....        | 13 | 2 | 2 | 4   | 52  |
| Donovan.....        | 31 | 5  | 5  | 10  | 39  | Musil.....       | 25 | 1 | 3 | 4   | 21  |
| Eaves.....          | 19 | 5  | 5  | 10  | 10  | Baxter.....      | 30 | 0 | 4 | 4   | 120 |
| Sullivan.....       | 18 | 4  | 6  | 10  | 10  | Paslowski.....   | 6  | 3 | 0 | 3   | 0   |
| Beers.....          | 22 | 4  | 6  | 10  | 39  | Walz.....        | 7  | 3 | 0 | 3   | 2   |
| Nattress.....       | 38 | 4  | 6  | 10  | 22  | Hull.....        | 6  | 2 | 1 | 3   | 0   |
| Lombardi.....       | 33 | 2  | 8  | 10  | 10  |                  |    |   |   |     |     |

# FLAMES PLAYOFF ALL-TIME LEADERS

| PLAYER             | GP | G | A | PTS | PIM | PLAYER              | GP | G | A | PTS | PIM |
|--------------------|----|---|---|-----|-----|---------------------|----|---|---|-----|-----|
| Comeau.....        | 9  | 2 | 1 | 3   | 8   | Warner.....         | 37 | 0 | 1 | 1   | 30  |
| Montador.....      | 20 | 1 | 2 | 3   | 6   | Kiprusoff (G).....  | 46 | 0 | 1 | 1   | 4   |
| Kromm.....         | 14 | 1 | 2 | 3   | 13  | Eriksson.....       | 3  | 0 | 1 | 1   | 2   |
| Moss.....          | 11 | 1 | 2 | 3   | 4   | Sarich.....         | 7  | 0 | 1 | 1   | 4   |
| Primeau.....       | 13 | 1 | 2 | 3   | 18  | Bolduc.....         | 1  | 0 | 0 | 0   | 0   |
| Aucoin.....        | 7  | 0 | 3 | 3   | 4   | Bradley.....        | 1  | 0 | 0 | 0   | 0   |
| Unger.....         | 4  | 0 | 3 | 3   | 2   | Car.....            | 1  | 0 | 0 | 0   | 0   |
| Mulhern.....       | 5  | 0 | 3 | 3   | 5   | Priakin.....        | 1  | 0 | 0 | 0   | 0   |
| Ashton.....        | 6  | 0 | 3 | 3   | 2   | Turek (G).....      | 1  | 0 | 0 | 0   | 0   |
| Skrudland.....     | 6  | 0 | 3 | 3   | 12  | Christoff.....      | 1  | 0 | 0 | 0   | 0   |
| Hamrik.....        | 13 | 0 | 3 | 3   | 10  | Courteau.....       | 1  | 0 | 0 | 0   | 0   |
| Johnson.....       | 17 | 0 | 3 | 3   | 64  | Glynn.....          | 1  | 0 | 0 | 0   | 0   |
| Lemelin (G).....   | 31 | 0 | 3 | 3   | 0   | Hlushko.....        | 1  | 0 | 0 | 0   | 2   |
| Vernon (G).....    | 81 | 0 | 3 | 3   | 18  | Hulse.....          | 1  | 0 | 0 | 0   | 0   |
| Oliwa.....         | 20 | 2 | 0 | 2   | 6   | MacDonald.....      | 1  | 0 | 0 | 0   | 0   |
| Lalonde.....       | 3  | 2 | 0 | 2   | 0   | Sabourin.....       | 1  | 0 | 0 | 0   | 0   |
| Pronovost.....     | 6  | 2 | 0 | 2   | 2   | Torgajev.....       | 1  | 0 | 0 | 0   | 0   |
| Stillman.....      | 2  | 1 | 1 | 2   | 0   | Wilson, B.....      | 1  | 0 | 0 | 0   | 0   |
| Lemieux, Jean..... | 4  | 1 | 1 | 2   | 0   | Zaharko.....        | 1  | 0 | 0 | 0   | 0   |
| Bennett.....       | 9  | 1 | 1 | 2   | 45  | Carriere.....       | 2  | 0 | 0 | 0   | 2   |
| Dunn.....          | 9  | 1 | 1 | 2   | 8   | Evans.....          | 2  | 0 | 0 | 0   | 0   |
| Kobasew.....       | 33 | 1 | 1 | 2   | 24  | Flett.....          | 2  | 0 | 0 | 0   | 0   |
| McCarty.....       | 7  | 2 | 0 | 2   | 15  | Hale.....           | 8  | 0 | 0 | 0   | 8   |
| Boldirev.....      | 2  | 0 | 2 | 2   | 2   | Hilliard.....       | 2  | 0 | 0 | 0   | 0   |
| Ecclestone.....    | 4  | 0 | 2 | 2   | 6   | Kryskow.....        | 2  | 0 | 0 | 0   | 2   |
| Manery.....        | 9  | 0 | 2 | 2   | 4   | Lapointe.....       | 2  | 0 | 0 | 0   | 0   |
| Dahl.....          | 16 | 0 | 2 | 2   | 12  | Lemieux, R.....     | 2  | 0 | 0 | 0   | 0   |
| Patrick.....       | 16 | 0 | 2 | 2   | 8   | Seiling.....        | 2  | 0 | 0 | 0   | 0   |
| Commodore.....     | 20 | 0 | 2 | 2   | 19  | St. Sauveur.....    | 2  | 0 | 0 | 0   | 0   |
| Sheehy.....        | 32 | 0 | 2 | 2   | 104 | Sweeney, B.....     | 2  | 0 | 0 | 0   | 0   |
| Dwyer.....         | 1  | 1 | 0 | 1   | 0   | Wappel.....         | 2  | 0 | 0 | 0   | 4   |
| Coxe.....          | 2  | 1 | 0 | 1   | 16  | Joseph (G).....     | 2  | 0 | 0 | 0   | 0   |
| Redmond.....       | 2  | 1 | 0 | 1   | 0   | Cavallini.....      | 3  | 0 | 0 | 0   | 4   |
| Korn.....          | 4  | 1 | 0 | 1   | 12  | Leclerc.....        | 3  | 0 | 0 | 0   | 2   |
| Murray.....        | 4  | 1 | 0 | 1   | 2   | McAdam.....         | 3  | 0 | 0 | 0   | 0   |
| Gibbs.....         | 5  | 1 | 0 | 1   | 4   | Albelin.....        | 4  | 0 | 0 | 0   | 0   |
| Jalonen.....       | 5  | 1 | 0 | 1   | 0   | Brown.....          | 4  | 0 | 0 | 0   | 0   |
| Zyuzin.....        | 5  | 1 | 0 | 1   | 2   | Deadmarsh.....      | 4  | 0 | 0 | 0   | 17  |
| Labraaten.....     | 8  | 1 | 0 | 1   | 4   | Henderson.....      | 4  | 0 | 0 | 0   | 0   |
| Fox.....           | 2  | 0 | 1 | 1   | 8   | Leiter.....         | 4  | 0 | 0 | 0   | 2   |
| Ingardfield.....   | 2  | 0 | 1 | 1   | 0   | Lemieux, Jocelyn .. | 4  | 0 | 0 | 0   | 0   |
| Lindberg.....      | 2  | 0 | 1 | 1   | 2   | McCreary.....       | 4  | 0 | 0 | 0   | 0   |
| Phillipoff.....    | 2  | 0 | 1 | 1   | 2   | McDonough.....      | 4  | 0 | 0 | 0   | 2   |
| Rota.....          | 2  | 0 | 1 | 1   | 26  | Price.....          | 4  | 0 | 0 | 0   | 6   |
| Tambellini.....    | 2  | 0 | 1 | 1   | 0   | Reese (G).....      | 4  | 0 | 0 | 0   | 0   |
| Evason.....        | 3  | 0 | 1 | 1   | 0   | Richard.....        | 4  | 0 | 0 | 0   | 2   |
| Guy.....           | 4  | 0 | 1 | 1   | 23  | Stewart.....        | 4  | 0 | 0 | 0   | 10  |
| Hexhall.....       | 4  | 0 | 1 | 1   | 16  | Tabaracci (G).....  | 4  | 0 | 0 | 0   | 0   |
| Huscroft.....      | 4  | 0 | 1 | 1   | 4   | Wamsley (G).....    | 4  | 0 | 0 | 0   | 0   |
| Lundmark.....      | 4  | 0 | 1 | 1   | 7   | Godard.....         | 5  | 0 | 0 | 0   | 0   |
| Ribble.....        | 4  | 0 | 1 | 1   | 8   | Fenton.....         | 5  | 0 | 0 | 0   | 2   |
| Simpson.....       | 4  | 0 | 1 | 1   | 2   | Friesen.....        | 5  | 0 | 0 | 0   | 2   |
| Johansson.....     | 5  | 0 | 1 | 1   | 2   | Myre (G).....       | 5  | 0 | 0 | 0   | 0   |
| Matteau.....       | 5  | 0 | 1 | 1   | 0   | Bartel.....         | 6  | 0 | 0 | 0   | 16  |
| Berube.....        | 6  | 0 | 1 | 1   | 21  | Vandermeer.....     | 7  | 0 | 0 | 0   | 4   |
| Gauthier.....      | 6  | 0 | 1 | 1   | 4   | Gould.....          | 7  | 0 | 0 | 0   | 4   |
| Lydman.....        | 6  | 0 | 1 | 1   | 2   | Kyte.....           | 7  | 0 | 0 | 0   | 7   |
| Stuart.....        | 6  | 0 | 1 | 1   | 6   | Nystrom.....        | 7  | 0 | 0 | 0   | 0   |
| Churla.....        | 7  | 0 | 1 | 1   | 17  | Ritchie.....        | 8  | 0 | 0 | 0   | 10  |
| Quinn, P.....      | 7  | 0 | 1 | 1   | 8   | Kidd (G).....       | 9  | 0 | 0 | 0   | 0   |
| Kea.....           | 8  | 0 | 1 | 1   | 9   | Hindmarch.....      | 10 | 0 | 0 | 0   | 6   |
| Keczmer.....       | 10 | 0 | 1 | 1   | 6   | Lowry.....          | 10 | 0 | 0 | 0   | 6   |
| Fotiu.....         | 11 | 0 | 1 | 1   | 34  | Edwards (G).....    | 11 | 0 | 0 | 0   | 0   |
| Hrdina.....        | 11 | 0 | 1 | 1   | 2   | Bouchard (G).....   | 12 | 0 | 0 | 0   | 0   |
| Shand.....         | 11 | 0 | 1 | 1   | 57  | Riggin (G).....     | 14 | 0 | 0 | 0   | 0   |
| Bourgeois.....     | 15 | 0 | 1 | 1   | 51  | McLennan (G).....   | 1  | 0 | 0 | 0   | 12  |
| McCarthy.....      | 17 | 0 | 1 | 1   | 61  |                     |    |   |   |     |     |

| GOALTENDER     | GP | MP    | GA  | EN | SO | GAA  | W  | L  |
|----------------|----|-------|-----|----|----|------|----|----|
| Vernon.....    | 81 | 4,773 | 240 | 4  | 3  | 3.02 | 43 | 33 |
| Kiprusoff..... | 46 | 2803  | 103 | 3  | 6  | 2.21 | 22 | 22 |
| Lemelin.....   | 31 | 1,619 | 108 | 2  | 1  | 4.00 | 11 | 14 |
| Riggin.....    | 14 | 823   | 47  | 1  | 0  | 3.43 | 6  | 7  |
| Edwards.....   | 11 | 443   | 34  | 1  | 0  | 4.60 | 3  | 3  |
| Kidd.....      | 9  | 517   | 35  | 0  | 1  | 4.06 | 3  | 5  |
| Joseph.....    | 2  | 79    | 1   | 0  | 0  | 0.76 | 1  | 0  |
| Reese.....     | 4  | 209   | 17  | 1  | 0  | 4.88 | 1  | 3  |
| Myre.....      | 5  | 305   | 18  | 1  | 0  | 3.54 | 1  | 4  |
| Bouchard.....  | 12 | 701   | 42  | 1  | 0  | 3.59 | 1  | 11 |
| Tabaracci..... | 4  | 223   | 7   | 0  | 0  | 1.88 | 0  | 3  |
| Wamsley.....   | 4  | 104   | 14  | 0  | 0  | 8.08 | 0  | 3  |
| McLennan.....  | 1  | 1     | 0   | 0  | 0  | 0.00 | 0  | 0  |
| Turek.....     | 1  | 19    | 0   | 0  | 0  | 0.00 | 0  | 0  |

# FLAMES PLAYOFF TEAM RECORDS

## YEARS IN PLAYOFFS – 25 OF 35 YEARS

| GAMES            |     | SERIES           |    |
|------------------|-----|------------------|----|
| Played . . . . . | 202 | Played . . . . . | 39 |
| Won . . . . .    | 92  | Won . . . . .    | 15 |
| Lost . . . . .   | 110 | Lost . . . . .   | 24 |

## LONGEST STREAKS

### Winning: 6 Games

Game 7, 1989 Smythe Division Semi-Finals to Game 1, Campbell Conference Championships, Apr 15 to May 2, 1989

### Home Winning: 6 Games

Game 2, 1989 Smythe Division Semi-Finals to Game 1 Campbell Conference Championships, Apr 6 to May 2, 1989

### Road Winning: 5 Games

Game 5, Western Conference Semi-Finals to Game 1, Stanley Cup Finals, May 1 to May 25, 2004

### Losing: 7 Games

Game 1, 1974 Quarter-Finals vs Philadelphia to Game 1, 1977 Preliminary Round vs Los Angeles, Apr 9, 1974 to Apr 5, 1977;

Game 3, 1977 Preliminary Round vs Los Angeles to Game 2, 1980 Preliminary Round vs NY Rangers, Apr 9, 1977 to Apr 9, 1980

### Home Losing: 3 Games

Game 3, 1974 Quarter-Finals vs Philadelphia to Game 2, 1976 Preliminary Round vs Los Angeles, Apr 12, 1974 to Apr 8, 1976;

Game 4, 1986 Smythe Division Finals to Game 3, 1986 Campbell Conference Finals vs St. Louis, Apr 24 to May 2, 1986

### Road Losing: 9 Games

Game 1, 1974 Quarter-Finals vs Philadelphia to Game 2, 1980 Preliminary Round vs NY Rangers, Apr 9, 1974 to Apr 9, 1980

## PLAYOFF YEAR – MOST

**Games:** 26, 2004

**Home Games:** 12, 1986, 1989, 2004

**Road Games:** 14, 2004

**Wins:** 16, 1989

**Losses:** 11, 2004

**Goals, For:** 82, 1989

**Goals, Against:** 69, 1986

**Power Play Goals, For:** 28, 1989

**Power Play Goals, Against:** 21, 2004

**Shorthanded Goals, For:** 5, 1986

**Shorthanded Goals, Against:** 5, 1983, 1986

## PLAYOFF SERIES

**Most Goals:** 36  
vs San Jose,  
1995 Western Conference  
Quarter-Finals

**Fewest Goals:** 1  
vs Los Angeles,  
1976 Preliminary Round

**Most Goals 2 Game Series:** 5  
vs Detroit,  
1977 Preliminary Round;  
vs Toronto,  
1979 Preliminary Round

**Fewest Goals 2 Game Series:** 1  
vs Los Angeles,  
1976 Preliminary Round

**Most Goals 3 Game Series:** 15  
vs Chicago,  
1981 Preliminary Round;  
vs Winnipeg,  
1986 Smythe Division Finals

**Fewest Goals 3 Game Series:** 5  
vs Vancouver,  
1982 Smythe Division  
Semi-Finals

**Most Goals 4 Game Series:** 22  
vs Los Angeles,  
1989 Smythe Division Finals

**Fewest Goals 4 Game Series:** 6  
vs Philadelphia,  
1974 Quarter-Finals

## PLAYOFF SERIES (CON'T)

**Most Goals 5 Game Series: 30**

vs Los Angeles,  
1988 Smythe Division Semi-Finals

**Fewest Goals 5 Game Series: 13**

vs Edmonton,  
1983 Smythe Division Finals;  
vs Montreal,  
1986 Stanley Cup Finals

**Most Goals 6 Game Series: 28**

vs Los Angeles,  
1993 Smythe Division Semi-Finals

**Fewest Goals 6 Game Series: 10**

vs Detroit,  
2007 Western Conference Quarter-Finals

**Most Goals 7 Game Series: 36**

vs San Jose,  
1995 Western Conference Quarter-Finals

**Fewest Goals 7 Game Series: 14**

vs Tampa Bay,  
2004 Stanley Cup Finals

**Most Goals Against: 35**

vs Edmonton,  
1983 Smythe Division Finals

**Fewest Goals Against: 3**

vs Los Angeles,  
1976 Preliminary Round

**Most Goals Against 2 Game Series: 9**

vs Toronto,  
1979 Preliminary Round

**Fewest Goals Against 2 Game Series: 3**

vs Los Angeles,  
1976 Preliminary Round

**Most Goals Against 3 Game Series: 11**

vs Los Angeles,  
1977 Preliminary Round

**Fewest Goals Against 3 Game Series: 9**

vs Chicago,  
1981 Preliminary Round

**Most Goals Against 4 Game Series: 18**

vs Edmonton,  
1988 Smythe Division Finals

**Fewest Goals Against 4 Game Series: 11**

vs Los Angeles,  
1989 Smythe Division Finals

**Most Goals Against 5 Game Series: 35**

vs Edmonton,  
1983 Smythe Division Finals

**NHL RECORD**

**Fewest Goals Against 5 Game Series: 8**

vs Chicago,  
1989 Campbell Conference Championship

**Most Goals Against 6 Game Series: 33**

vs Los Angeles,  
1993 Smythe Division Semi-Finals

**Fewest Goals Against 6 Game Series: 12 (2x)**

vs Detroit,  
2004 Western Conference Semi-Finals;  
vs San Jose,  
2004 Western Conference Finals

**Most Goals Against 7 Game Series: 33**

vs Edmonton,  
1984 Smythe Division Finals

**Fewest Goals Against 7 Game Series: 13**

vs Tampa Bay,  
2004 Stanley Cup Finals

**Most Goals Both Teams: 62**

vs San Jose,  
1995 Western Conference Quarter-Finals  
(Flames 36, San Jose 26)

**Fewest Goals Both Teams: 4**

vs Los Angeles,  
1976 Preliminary Round  
(Flames 1, Los Angeles 3)

**Most Goals Both Teams 2 Game Series: 14**

vs Toronto,  
1979 Preliminary Round  
(Flames 5, Toronto 9)

**Fewest Goals Both Teams 2 Game Series: 4**

vs Los Angeles,  
1976 Preliminary Round  
(Flames 1, Los Angeles 3)

**Most Goals Both Teams 3 Game Series: 24**

vs Chicago,  
1981 Preliminary Round  
(Flames 15, Chicago 9)

**Fewest Goals Both Teams 3 Game Series: 15**

vs Vancouver,  
1982 Smythe Division Semi-Finals  
(Flames 5, Vancouver 10)

**Most Goals Both Teams 4 Game Series: 33**

vs Los Angeles, 1989 Smythe Division  
Semi-Finals (Flames, Los Angeles 11)

**Fewest Goals Both Teams 4 Game Series: 22**

vs NY Rangers,  
1980 Preliminary Round  
(Flames 8, Rangers 14)

**Most Goals Both Teams 5 Game Series: 48**

vs Edmonton,  
1983 Smythe Division Finals  
(Flames 13, Edmonton 35);  
vs Los Angeles,  
1988 Smythe Division Semi-Finals  
(Flames 30, Los Angeles 18)

**Fewest Goals Both Teams 5 Game Series: 23**

vs Chicago,  
1989 Campbell Conference Championship  
(Flames 15, Chicago 8)

**Most Goals Both Teams 6 Game Series: 61**

vs Los Angeles,  
1993 Smythe Division Semi-Finals  
(Flames 28, Los Angeles 33)

**Fewest Goals Both Teams 6 Game Series: 23**

vs Detroit,  
2004 Western Conference Semi-Finals  
(Flames 11, Detroit 12)

**Most Goals Both Teams 7 Game Series: 62**

vs San Jose,  
1995 Western Conference Quarter-Finals  
(Flames 36, San Jose 26)  
**NHL RECORD**

## PLAYOFF SERIES (CON'T)

### Fewest Goals Both Teams 7 Game Series: 27

vs Tampa Bay,  
2004 Stanley Cup Finals  
(Flames 14, Tampa Bay 13)

### Most Power Play Goals For: 13

vs St. Louis,  
1986 Campbell Conference Finals

### Most Power Play Goals Against: 10

vs Los Angeles,  
1990 Smythe Division Semi-Finals

### Most Power Play Goals Both Teams: 18

vs St. Louis,  
1986 Campbell Conference Finals  
(Flames 13, St. Louis 5)

### Most Shorthanded Goals For: 6

vs San Jose,  
1995 Western Conference Quarter-Finals

**TIES NHL RECORD**

### Most Shorthanded Goals Against: 5

vs Edmonton,  
1983 Smythe Division Finals

### Most Shorthanded Goals Both Teams: 7

vs Edmonton,  
1983 Smythe Division Finals  
(Flames 2, Edmonton 5)

**TIES NHL RECORD**

### Most Shutouts For: 2 (2 Times)

vs Vancouver,  
1989 Smythe Division Semi-Finals,

con't

Apr 8, 1989 (Vernon);  
Apr 11, 1989 (Vernon)  
vs Detroit,  
2004 Western Conference Semi-Finals,  
May 1, 2004 (Kiprusoff);  
May 8, 2004 (Kiprusoff)

### Most Shutouts Against: 1 (10x)

vs LA, 1976 Preliminary Round,  
Apr 8, 1976 (Vachon);

vs PHIL, 1981 Quarter-Finals,  
Apr 16, 1981 (St. Croix);

vs VAN, 1984 Smythe Division SF, Apr 7,  
1984 (Brodeur);

vs MTL, 1986 Stanley Cup Finals,  
May 22, 1986 (Roy);

vs VAN, 1994 Western Conference QF,  
Apr 18, 1994 (McLean);

vs CHI, 1996 Western Conference QF,  
Apr 19, 1996, (Belfour);

vs SJ, 2004 Western Conference SF,  
May 13, 2004, (Nabokov);

vs TB, 2004 Stanley Cup Finals,  
May 31, 2004, (Khabibulin)

vs. ANA, 2006 Western Conference QF,  
May 3, 2006 (Bryzgalov)

vs. SJ, 2008 Western Conference QF,  
Apr 10, 2008 (Nabokov)

## PLAYOFF GAME

con't

### Most Goals: 9

Apr 6, 1988 vs Los Angeles, 9-2;  
Apr 21, 1993 vs Los Angeles, 9-4;  
May 11, 1995 at San Jose, 9-2

### Most Goals At Home: 9

Apr 6, 1988 vs Los Angeles, 9-2;  
Apr 21, 1993 vs Los Angeles, 9-4

### Most Goals On Road: 9

May 11, 1995 at San Jose, 9-2

### Most Goals Against: 12

Apr 10, 1990 at Los Angeles, 4-12

### Most Goals Against At Home: 10

Apr 17, 1983 vs Edmonton, 2-10

### Most Goals Against On Road: 12

Apr 10, 1990 at Los Angeles, 4-12

### Most Decisive Win: 7 Goals

Apr 6, 1988 vs Los Angeles, 9-2;  
May 11, 1995 at San Jose, 9-2

### Most Decisive Win At Home: 7 Goals

Apr 6, 1988 vs Los Angeles, 9-2

### Most Decisive Win On Road: 7 Goals

May 11, 1995 at San Jose, 9-2

### Most Decisive Loss: 8 Goals

Apr 17, 1983 vs Edmonton, 2-10;

Apr 20, 1983 at Edmonton, 1-9;  
Apr 10, 1990 at Los Angeles, 4-12

### Most Decisive Loss At Home: 8 Goals

Apr 17, 1983 vs Edmonton, 2-10

### Most Decisive Loss On Road: 8 Goals

Apr 20, 1983 at Edmonton, 1-9;  
Apr 10, 1990 at Los Angeles, 4-12

### Most Power Play Goals For: 4

May 4, 1986 vs St. Louis, 8-2;  
Apr 20, 1994 vs Vancouver, 7-5

### Most Power Play Goals Against: 4 (2x)

Apr 9, 1989 at Vancouver, 3-5;  
Apr 7, 2004 at Vancouver, 3-5

### Most Power Play Goals, Both Teams: 7

Apr 9, 1989 at Vancouver, 3-5,  
Flames 3, Vancouver 4

### Most Shorthanded Goals For: 2

Apr 6, 1990 vs Los Angeles, 8-5;  
May 11, 1995 at San Jose, 9-2

### Most Shorthanded Goals Against: 3

Apr 17, 1983 vs Edmonton, 2-10,  
Apr 21, 2007 at Detroit, 1-5

**TIES NHL RECORD**

### Fastest Opening Goal For: 0:20 (2x)

May 6, 1986 at St. Louis, 5-3, Joe Mullen;  
May 11, 2004 at San Jose, 4-1, Marcus Nilson

## PLAYOFF GAME (CON'T)

### **Fastest Opening Goal Against: 0:08**

Apr 7, 1982 at Vancouver, 1-2,  
Stan Smyl

### **Fastest Two Goals For: 0:15**

May 5, 1981 at Minnesota, 4-7  
3rd period, Gould (10:22)  
and Dwyer (10:37)

### **Fastest Two Goals Against: 0:08**

Apr 14, 1983 at Edmonton, 3-6,  
3rd period, Messier (2:00)  
and Hughes (2:08)

### **Fastest Two Goals Both Teams: 0:15**

Apr 17, 1983 vs Edmonton, 2-10,  
1st period, Gretzky (13:42)  
and Reinhart (13:57)

### **Fastest Three Goals For: 3:14**

Apr 21, 1993 vs Los Angeles, 9-4,  
3rd period, Reichel (7:23),  
Paslawski (8:14), and Fleury (10:37)

### **Fastest Three Goals Against: 0:23**

Apr 12, 1979 at Toronto, 4-7,  
1st period, Sittler (4:04 & 4:16)  
and Ellis (4:27)

**NHL RECORD**

### **Fastest Three Goals Both Teams: 0:55**

Apr 17, 1983 vs Edmonton, 2-10,  
1st period, Gretzky (13:42),  
Reinhart (13:57) and Gretzky (14:37)

### **Most Penalty Minutes For: 110**

Apr 10, 1979 vs Toronto

### **Most Penalty Minutes Against: 110**

Apr 24, 1986 vs Edmonton

### **Most Penalty Minutes Both Teams: 219**

Apr 10, 1979 vs Toronto

### **Fewest Penalty Minutes For: 4 (4x)**

May 19, 1995 vs San Jose (2 OT);  
Apr 27, 2004 vs Detroit;  
Jun 3, 2004 vs Tampa Bay  
Apr 9, 2008 vs San Jose

### **Fewest Penalty Minutes Against: 2**

May 19, 1995 vs San Jose (2 OT)

### **Fewest Penalty Minutes Both Teams: 6**

May 19, 1995 vs San Jose (2 OT),  
(Flames 4, San Jose 2)

### **Most Shots On Goal For: 60**

May 19, 1995 vs San Jose, 4-5 (2 OT)

### **Most Shots On Goal Against: 65**

Apr 11, 1981 at Chicago, 5-4 OT;  
Apr 6, 1988 vs Los Angeles, 9-2

### **Most Shots On Goal Both Teams: 113**

Apr 11, 1981 at Chicago, 5-4 OT,  
(Flames 48, Chicago 65)

### **Fewest Shots On Goal For: 10**

Apr 15, 2008 vs San Jose, 2-3

### **Fewest Shots On Goal Against: 15**

Jun 7, 2004 at Tampa Bay, 1-2

### **Fewest Shots On Goal Both Teams: 32**

Jun 7, 2004 at Tampa Bay, 1-2

## PLAYOFF PERIOD

### **Most Goals For: 5**

Apr 21, 1993 vs Los Angeles,

### **Most Goals Against: 5**

Apr 22, 1981 at Philadelphia,  
4-9, 1st period;

Apr 20, 1983 at Edmonton,  
1-9, 2nd period;

Apr 10, 1990 at Los Angeles,  
4-12, 2nd period

### **Most Goals Both Teams: 9**

Apr 10, 1990 at Los Angeles,  
4-12, 2nd period, Flames 4, Los Angeles 5

### **Most Shots For: 22**

Apr 6, 1988 vs Los Angeles,  
9-2, 1st period, 4 goals

### **Most Shots Against: 27**

Apr 10, 2008 at San Jose,  
0-2, 2nd period, 2 goals

### **Most Shots Both Teams: 36**

Apr 28, 1981 vs Minnesota,  
1-4, 2nd period, Flames 18 shots, 1 goal,  
Minnesota 18 shots, 2 goals

### **Fewest Shots For: 2 (7x)**

Apr 17, 1981 at Philadelphia,  
5-4, 3rd period, no goals;

May 14, 1986 vs St. Louis,  
2-1, 3rd period, no goals;

May 22, 1986 at Montreal,

con't

0-1, 2nd period, no goals;

May 6, 1989 at Chicago,  
5-2, 3rd period, two goals

Apr 15, 2004 at Vancouver,  
2-1, 3rd period, one goal

May 29, 2004 vs Tampa Bay,  
3-0, 1st period, no goals

Apr 15, 2008 vs San Jose,  
2-3, 1st period, no goals

### **Fewest Shots Against: 2**

Apr 7, 1977 vs Los Angeles,  
3-2, 2nd period, 1 goal;

Apr 7, 1988 vs Los Angeles,  
6-4, 3rd period, 1 goal;

Apr 28, 1994 at Vancouver,  
2-3 OT, 3rd period, no goals

### **Fewest Shots Both Teams: 7**

May 29, 2004 vs Tampa Bay,  
3-0, 1st period, Flames 2 shots, 0 goals,  
Tampa Bay 5 shots, 0 goals

### **Most Power Play Goals For: 3**

May 4, 1986 vs St. Louis,  
8-2, 3rd period, Patterson, Quinn, MacInnis;

May 12, 1986 at St. Louis,  
5-6 OT, 2nd period, Quinn (2), Tonelli;

Apr 9, 1989 at Vancouver,  
3-5, 3rd period, Otto, Fleury, Nieuwendyk

## PLAYOFF PERIOD (CON'T)

### Most Power Play Goals Against: 3

Apr 11, 1978 vs Detroit, 3-5, 1st period

### Most Power Play Goals Both Teams: 5

Apr 9, 1989 at Vancouver, 3-5, 3rd period,  
Flames (Otto, Fleury, Nieuwendyk),  
Vancouver (Reinhart, Nordmark)

### Most Shorthanded Goals For: 2

May 11, 1995 at San Jose, 9-2, 1st period,  
Mike Sullivan and Ron Stern

### Most Shorthanded Goals Against: 2 (2x)

Apr 14, 1985 vs Winnipeg, 3-5, 2nd period,  
Smail, Boschman

Apr 21, 2007 at Detroit, 1-5, 2nd period,  
Cleary (SH PS), Chelios

### Most Shorthanded Goals Both Teams: 2 (4x)

Apr 14, 1983 at Edmonton, 3-6, 3rd period  
(Flames, Reinhart - Edmonton, Messier);

Apr 14, 1985 vs Winnipeg, 3-5, 2nd period  
(Winnipeg Smail, Boschman);

May 11, 1995 at San Jose, 9-2, 1st period,  
Mike Sullivan and Ron Stern

con't

Apr 21, 2007 @ Detroit, 1-5, 2nd period,  
Cleary (SH PS), Chelios

### Most Penalty Minutes For: 94

Apr 10, 1979 vs Toronto, 1-2, 2nd period

### Most Penalty Minutes Against: 87

Apr 10, 1979 vs Toronto, 1-2, 2nd period

### Most Penalty Minutes Both Teams: 181

Apr 10, 1979 vs Toronto, 1-2, 2nd period  
(Flames 94, Toronto 87)

### Fewest Penalty Minutes For: 0 (50x),

Last time: Apr 22, 2008  
vs San Jose, 3-5, 3rd period

### Fewest Penalty Minutes Against: 0 (48x)

Last time: Apr 22, 2008  
vs San Jose 3-5, 2nd period

### Fewest Penalty Minutes Both Teams: 0

Last time: Apr 22, 2007 vs Detroit, 1-2  
(OTL), 2nd period  
vs Tampa Bay, 2-3 (2 OT), 1st OT

## OVERTIME

### Most Overtime Games Playoff Year: 7 2004

Apr 17, vs Vancouver, 4-5 (3 OT), Morrison;

Apr 19, vs Vancouver, 3-2, Gelinias;

Apr 22, at Detroit, 2-1, Gelinias;

May 3, vs Detroit, 1-0, Gelinias;

May 9, at San Jose, 4-3, Montador;

Jun 3, at Tampa Bay, 3-2, Saprykin;

Jun 5, vs Tampa Bay, 2-3 (2 OT), St. Louis

### Most Overtime Wins Playoff Year: 5 2004

Apr 19, vs Vancouver, 3-2, Gelinias;

Apr 22, at Detroit, 2-1, Gelinias;

May 3, vs Detroit, 1-0, Gelinias;

May 9, at San Jose, 4-3, Montador;

Jun 3, at Tampa Bay, 3-2, Saprykin

### Most Overtime Losses Playoff Year: 3 (2x) 1986

Apr 20, at Edmonton, 5-6, Anderson;

May 12, at St. Louis, 5-6, Wickenheiser;

May 18, vs Montreal, 2-3, Skrudland

### 1994

Apr 26, vs Vancouver, 1-2, G Courtnall;

Apr 28, at Vancouver, 2-3, Linden;

Apr 30, vs Vancouver, 3-4, Bure

### Longest Overtime Game: 50:02 OT

Apr 23, 1996 vs Chicago, 1-2, Joe Murphy

### Longest Overtime Game At Home: 50:02 OT

Apr 23, 1996 vs Chicago, 1-2, Joe Murphy

### Longest Overtime Game On Road: 38:08 OT

May 19, 1989 at Montreal, 3-4, Ryan Walter

### Shortest Overtime Game: 0:09 OT

May 18, 1986 vs Montreal, 2-3,

Brian Skrudland

**NHL RECORD**

### Shortest Overtime Game At Home: 0:09 OT

May 18, 1986 vs Montreal, 2-3,

Brian Skrudland

**NHL RECORD**

### Shortest Overtime Game On Road: 0:33 OT

Apr 8, 1980 at NY Rangers, 1-2,

Steve Vickers

## 20 MINUTE OVERTIME

### Most Shots For: 17

May 19, 1995 vs San Jose, 4-5 (2 OT),  
1st OT period

### Most Shots Against: 17

Apr 22, 2007 vs. Detroit, 1-2,  
1st OT period

### Most Shots Both Teams: 25

Apr 11, 1981 at Chicago, 5-4,  
1st OT period;

May 19, 1995 vs San Jose, 4-5 (2 OT),  
1st OT period



## OTHER OVERTIME PERIODS

### Most Shots For: 11 (3x)

Apr 11, 1981 at Chicago, 5-4, 2nd OT  
Apr 15, 1989 vs Vancouver, 4-3, 1st OT  
May 3, 2004 vs Detroit, 1-0, 1st OT

### Most Shots Against: 12 (3x)

May 3, 2004 vs Detroit, 1-0, 1st OT  
May 9, 2004 at San Jose, 4-3, 1st OT

### Most Shots Both Teams: 22

Apr 15, 1989 vs Vancouver, 4-3,  
1st OT, Flames 11, Vancouver 11

### Fewest Shots For: 0 (6x)

Apr 8, 1980 at NY Rangers, 1-2, 1st OT;  
Apr 20, 1986 at Edmonton, 5-6, 1st OT;  
May 18, 1986 vs Montreal, 2-3, 1st OT;  
Apr 17, 2004 vs Vancouver, 4-5, 3rd OT;  
Jun 5, 2004 vs Tampa Bay, 2-3, 2nd OT  
Apr 27, 2006 vs. Anaheim, 2-3, 1st OT

con't

### Fewest Shots Against: 0 (4x)

Apr 10, 1983 at Vancouver, 4-3, 1st OT;  
Apr 13, 1984 at Edmonton, 6-5, 1st OT;  
Apr 20, 1984 vs Edmonton, 5-4, 1st OT;  
Apr 19, 2004 at Vancouver, 3-2, 1st OT

### Fewest Shots Both Teams: 1

Apr 20, 1984 vs Edmonton, 5-4,  
1st OT period, Flames 1, Edmonton 0;  
Apr 20, 1986 at Edmonton, 5-6,  
1st OT period, Flames 0, Edmonton 1;  
May 18, 1986 vs Montreal, 2-3,  
1st OT period, Flames 0, Montreal 1  
Apr 27, 2006 vs. Anaheim, 2-3,  
1st OT period, Flames 0, Anaheim, 1

## INDIVIDUAL RECORDS PLAYOFF CAREER

### Most Games: 99

Jim Peplinski, 1980-89

### Most Goals: 35

Joe Mullen, 1986-90

### Most Assists: 77

Al MacInnis, 1983-94

### Most Points: 102

Al MacInnis, 1983-94

### Most Penalty Minutes: 382

Jim Peplinski, 1980-89

### Most Wins By A Goaltender: 41

Mike Vernon, 1986-94

## PLAYOFF YEAR

### Most Goals: 16

Joe Mullen, 1989

### Most Assists: 24

Al MacInnis, 1989

### Most Penalty Minutes: 108

Tim Hunter, 1986

### Most Points: 31

Al MacInnis, 1989, 7 goals, 24 assists

### Most Wins By A Goaltender: 16

Mike Vernon, 1989,  
**TIES NHL RECORD**

### Most Consecutive Games Scoring Points: 19

Al MacInnis, 1989-90 Apr 13,  
1989 to May 25, 1989 (17 games), and  
Apr 4, 1990 to Apr 6, 1990  
(2 games), 9 goals, 20 assists,  
29 points

## PLAYOFF SERIES

### Most Goals For: 7

Hakan Loob vs Los Angeles,  
1988 Smythe Division Semi-Finals  
(5 games);

Theoren Fleury vs San Jose, 1995  
Western Conference Quarter-Finals  
(7 games)

### Most Goals Against: 8

Mark Messier, Edmonton, 1984  
Smythe Division Finals (7 games)

### Most Powerplay Goals For: 5

Ken Houston, 1981  
Quarter Finals vs Philadelphia  
**TIES NHL RECORD**

### Most Assists For: 11

Al MacInnis vs Edmonton,  
1984 Smythe Division Finals  
(7 games)

### Most Assists Against: 9

Ken Linseman, Philadelphia,  
1981 Quarter-Finals (7 games);  
Wayne Gretzky, Edmonton,  
1984 Smythe Division Finals (7 games)

## PLAYOFF SERIES (CON'T)

### Most Points For: 14

Theoren Fleury vs San Jose,  
1995 Western Conference Quarter-Finals  
(7 games), 7 goals, 7 assists

### Most Points Against: 14

Wayne Gretzky, Edmonton,  
1983 Smythe Division Finals (5 games),  
6 goals, 8 assists

### Most Penalty Minutes For: 61

Willi Plett vs Philadelphia,  
1981 Quarter-Finals (7 games)

### Most Penalty Minutes Against: 53

Charlie Bourgeois, St. Louis,  
1986 Campbell Conference Finals  
(7 games)

## PLAYOFF GAME

### Most Goals For: 4

Theoren Fleury at San Jose,  
1995 Western Conference Quarter-Finals,  
Game 4, May 13, 1995

### Most Goals Against: 4

Mark Messier, Edmonton,  
1983 Smythe Division Finals,  
Game 1, Apr 14, 1983;

Wayne Gretzky, Edmonton,  
1983 Smythe Division Finals,  
Game 3, Apr 17, 1983

### Most Assists For: 4

Kent Nilsson vs Vancouver,  
1983 Smythe Division Semi-Finals,  
Game 2, Apr 7, 1983;

Theoren Fleury at San Jose,  
1995 Western Conference Quarter-Finals,  
Game 3, May 11, 1995

### Most Assists Against: 4

Ken Linseman, Philadelphia,  
1981 Quarter-Finals,  
Game 5, Apr 22, 1981;

Wayne Gretzky, Los Angeles,  
1990 Smythe Division Semi-Finals,  
Game 4, Apr 10, 1990

### Most Points For: 5

Al MacInnis vs Vancouver,  
1994 Western Conference Quarter-Finals,  
Game 2, Apr 20, 1994, 2 goals, 3  
assists;

Theoren Fleury at San Jose,  
1995 Western Conference Quarter-Finals,  
Game 3, May 11, 1995, 4 goals, 1  
assist

### Most Points Against: 7

Wayne Gretzky, Edmonton,  
1983 Smythe Division Finals,  
Game 3, Apr 17, 1983, 4 goals, 3  
assists

### NHL RECORD

### Most Penalty Minutes For: 31

Willi Plett vs Philadelphia,  
1981 Quarter-Finals,  
Game 5, Apr 22, 1981, 3 minors, 1  
major, 2 game misconducts

### Most Penalty Minutes Against: 32

Dave Williams, Toronto,  
1979 Preliminary Round,  
Game 1, Apr 10, 1979, 1 minor, 2  
majors,  
1-10 minute misconduct, 1 game  
misconduct

## PLAYOFF PERIOD

### Most Goals For: 2

Al MacInnis, (3x)  
vs Montreal,  
1989 Stanley Cup Championship,  
Game 1, 1st period, May 14, 1989;

vs Los Angeles,  
1990 Smythe Division Semi-Finals,  
Game 1, 1st period, Apr 4, 1990;

vs Vancouver,  
1994 Western Conference Quarter-Finals,  
Game 2, 1st period, Apr 20, 1994;

Doug Gilmour, (2x)  
vs Los Angeles,  
1989 Smythe Division Finals,  
Game 2, 1st period, Apr 20, 1989;

at Los Angeles,  
1989 Smythe Division Finals,  
Game 3, 3rd period, Apr 22, 1989;

Eric Vail vs NY Rangers,  
1980 Preliminary Round,  
Game 3, 2nd period, Apr 11, 1980;

Dan Quinn. (2x)  
vs St. Louis,  
1986 Campbell Conference Finals,  
Game 5, 2nd period, May 10, 1986;  
at St. Louis,  
1986 Campbell Conference Finals,  
Game 6, 2nd period, May 12, 1986;

Randy Holt vs Philadelphia,  
1981 Quarter-Finals,  
Game 4, 3rd period, Apr 20, 1981;

Paul Reinhart at Edmonton,  
1983 Smythe Division Finals,  
Game 1, 3rd period, Apr 14, 1983;

Doug Risebrough vs St. Louis,  
1986 Campbell Conference Finals,  
Game 2, 1st period, May 2, 1986;

Mike Bullard,  
1987 Smythe Division Semi-Finals,  
Game 2, 2nd period, Apr 9, 1987;

## PLAYOFF PERIOD (CON'T)

con't

Mike Sullivan at San Jose,  
1995 Western Conference Quarter-Finals,  
Game 3, May 11, 1995;

Theoren Fleury at San Jose,  
1995 Western Conference Quarter-Finals,  
Game 4, May 13, 1995;

Steve Chiasson vs Chicago,  
1996 Western Conference Quarter-Finals,  
Game 3, Apr 21, 1996

Jarome Iginla vs. Anaheim  
2006 Conference Quarter Finals,  
Game 4, 3rd period, Apr 27, 2006;

### Most Goals Against: 3

Rick MacLeish, Philadelphia,  
1974 Quarter-Finals,  
Game 2, 2nd period, Apr 11, 1974;

Brian Propp, Philadelphia,  
1981 Quarter-Finals,  
Game 5, 1st period, Apr 22, 1982

**TIES NHL RECORD**

### Most Assists For: 2

Al MacInnis, (7x)  
vs Edmonton,  
1984 Smythe Division Finals,  
Game 5, 2nd period, Apr 18, 1984;

vs Edmonton,  
1984 Smythe Division Finals,  
Game 6, 1st period, Apr 20, 1984;

vs St. Louis,  
1986 Campbell Conference Finals,  
Game 1, 2nd period, May 2, 1986;

vs St. Louis,  
1986 Campbell Conference Finals,  
Game 2, 3rd period, May 4, 1986;

vs Vancouver,  
1989 Smythe Division Semi-Finals,  
Game 4, 3rd period, Apr 9, 1989;

vs Vancouver,  
1989 Smythe Division Semi-Finals,  
Game 7, 1st period, Apr 15, 1989;

vs Los Angeles,  
1993 Smythe Division Semi-Finals,  
Game 2, 3rd period, Apr 21, 1993;

Gary Roberts, (4x)  
at Los Angeles,  
1989 Smythe Division Finals,  
Game 3, 3rd period, Apr 22, 1989;

at Los Angeles,  
1990 Smythe Division Semi-Finals,  
Game 4, 2nd period, Apr 10, 1990;

at Edmonton,  
1991 Smythe Division Semi-Finals,  
Game 4, 1st period, Apr 10, 1991;

vs Los Angeles,  
1993 Smythe Division Semi-Finals,  
Game 2, 2nd period, Apr 21, 1993;

Guy Chouinard, (4x)  
vs NY Rangers,  
1980 Preliminary Round,  
Game 3, 2nd period, Apr 11, 1980;  
vs Philadelphia,

con't

1981 Quarter-Finals,  
Game 2, 2nd period, Apr 17, 1981;

vs Philadelphia,  
1981 Quarter-Finals,  
Game 7, 1st period, Apr 26, 1981;

vs Vancouver,  
1983 Smythe Division Semi-Finals,  
Game 2, 2nd and 3rd periods;

Paul Reinhart, (3x)  
vs Chicago,  
1983 Preliminary Round,  
Game 1, 3rd period, Apr 8, 1981;

vs St. Louis,  
1986 Campbell Conference Finals,  
Game 2, 3rd period, May 4, 1986;

at St. Louis,  
1986 Campbell Conference Finals,  
Game 6, 2nd period, May 12, 1986;

Gary Suter, (3x)  
vs Los Angeles,  
1988 Smythe Division Semi-Finals,  
Game 1, 1st period, Apr 6, 1988;

vs Vancouver,  
1989 Smythe Division Semi-Finals,  
Game 4, 1st period, Apr 9, 1989;

vs Edmonton,  
1991 Smythe Division Semi-Finals,  
Game 5, 1st period, Apr 12, 1991;

Kent Nilsson, (2x)  
vs Chicago,  
1981 Preliminary Round,  
Game 1, 2nd period, Apr 8, 1981;

Jim Peplinski, (2x)  
vs Philadelphia,  
1981 Quarter-Finals,  
Game 4, 3rd period, Apr 20, 1981;

vs Montreal,  
1986 Stanley Cup Finals,  
Game 1, 3rd period, May 16, 1986;

Rob Ramage, (2x)  
vs Los Angeles,  
1989 Smythe Division Finals,  
Game 4, 1st period, Apr 24, 1989;

vs Montreal,  
1989 Stanley Cup Championship,  
Game 5, 1st period, May 23, 1989;

Sergei Makarov, (2x)  
vs Los Angeles,  
1990 Smythe Division Semi-Finals,  
Game 2, 2nd period, Apr 6, 1990;

at Los Angeles,  
1990 Smythe Division Semi-Finals,  
Game 4, 2nd period;

Bob Murdoch vs Minnesota,  
1981 Semi-Finals,  
Game 4, 3rd period, May 5, 1981;

Doug Risebrough vs Winnipeg,  
1985 Smythe Division Semi-Finals,  
Game 1, 2nd period, Apr 10, 1985;

## PLAYOFF PERIOD (CON'T)

con't

- Terry Johnson at Winnipeg,  
1986 Smythe Division Semi-Finals,  
Game 3, 1st period, Apr 12, 1986;
- John Tonelli at Edmonton,  
1986 Smythe Division Finals,  
Game 1, 1st period, Apr 18, 1986;
- Neil Sheehy vs St. Louis,  
1986 Campbell Conference Finals,  
Game 2, 1st period, May 4, 1986;
- Joel Otto vs Montreal,  
1989 Stanley Cup Championship,  
Game 1, 1st period, May 14, 1989;
- Phil Housley vs San Jose,  
1995 Western Conference Quarter-Finals,  
Game 1, 3rd period, May 7, 1995;
- Mike Sullivan vs San Jose,  
1995 Western Conference Quarter-Finals,  
Game 2, 1st period, May 9, 1995;
- German Titov at San Jose,  
1995 Western Conference Quarter-Finals,  
Game 3, 3rd period, May 11, 1995;
- Ron Stern vs Chicago,  
1996 Western Conference Quarter-Finals,  
Game 3, Apr 21, 1996
- Robyn Regehr vs Vancouver,  
2004 Western Conference Quarter-Finals,  
Game 6, 2nd Period, Apr 17, 2004
- Martin Gelinias vs Detroit,  
2004 Western Conference Semi-Finals,  
Game 3, 2nd Period, Apr 27, 2004
- Andrew Ference vs. Anaheim  
2006 Conference Quarter Finals  
Game 4, 3rd period, April 27, 2006

### Most Assists Against: 3

- Ken Linseman, Philadelphia,  
1981 Quarter-Finals,  
Game 5, 1st period, Apr 22, 1981;
- Dave Ellett, Winnipeg,  
1987 Smythe Division Semi-Finals,  
Game 6, 1st period, Apr 16, 1987  
**TIES NHL RECORD**

### Most Points For: 3

- Al MacInnis vs St. Louis,  
1986 Campbell Conference Finals,  
Game 2, 3rd period, May 4, 1986,  
1 goal, 2 assists;
- Dan Quinn at St. Louis,  
1986 Campbell Conference Finals,  
Game 6, 2nd period, May 12, 1986,  
2 goals, 1 assist;
- Theoren Fleury vs Edmonton,  
1991 Smythe Division Semi-Finals,  
Game 7, 1st period, Apr 16, 1991,  
1 goal, 2 assists;
- Al MacInnis vs Vancouver,  
1994 Western Conference Quarter-Finals,  
Game 2, 1st period, Apr 20, 1994,  
2 goals, 1 assist;
- Steve Chiasson vs Chicago,  
1996 Western Conference Quarter-Finals,

con't

- Game 3, Apr 21, 1996,  
2 goals, 1 assist
- Most Points Against: 3**
- Rick MacLeish, Philadelphia,  
1974 Quarter-Finals,  
Game 2, 2nd period, Apr 11, 1974,  
3 goals;
- Vaclav Nedomansky, Detroit,  
1978 Preliminary Round,  
Game 1, 1st period, Apr 11, 1978,  
1 goal, 2 assists;
- Brian Propp, Philadelphia,  
1981 Quarter-Finals,  
Game 5, 1st period, Apr 22, 1981,  
3 goals;
- Ken Linseman, Philadelphia,  
1981 Quarter-Finals,  
Game 5, 1st period, Apr 22, 1981,  
3 assists;
- Wayne Gretzky, Edmonton,  
1983 Smythe Division Finals,  
Game 3, 1st period, Apr 17, 1983,  
2 goals, 1 assist;
- Greg Paslawski, St. Louis,  
1986 Campbell Conference Finals,  
Game 6, 3rd period, May 12, 1986,  
2 goals, 1 assist;
- Mats Naslund, Montreal,  
1986 Stanley Cup Finals,  
Game 3, 1st period, May 20, 1986,  
2 goals, 1 assist;
- Dave Ellett, Winnipeg,  
1987 Smythe Division Semi-Finals,  
Game 6, 1st period,  
3 assists;
- Wayne Gretzky, Los Angeles,  
1990 Smythe Division Semi-Finals,  
Game 4, 2nd period, Apr 10, 1990,  
1 goal, 2 assists;
- Tomas Sandstrom, Los Angeles,  
1990 Smythe Division Semi-Finals,  
Game 4, 2nd period, Apr 10, 1990,  
1 goal, 2 assists
- Jeremy Roenick, San Jose,  
2008 Western Conference Quarter Finals,  
Game 7, 2nd period, Apr 22, 2008,  
2 goals, 1 assist
- Most Penalty Minutes For: 30**
- Curt Bennett vs Philadelphia,  
1974 Quarter-Finals,  
Game 3, 2nd period, Apr 12, 1974,  
2 majors, 1 10-minute misconduct,  
1 game misconduct
- Most Penalty Minutes Against: 35**
- Dave Semenko, Edmonton,  
1983 Smythe Division Finals,  
Game 3, 1st period, Apr 17, 1983,  
1 major, 1 10-minute misconduct,  
1 game misconduct, 1 match penalty
- Fastest Two Goals, One Player: 1:37**
- Dan Quinn at St. Louis,  
1986 Campbell Conference Finals,  
Game 6, 2nd period, May 12, 1986,  
0:20and 1:57 vs Rick Wamsley

# FLAMES ALL TIME SERIES RECORD

|                |                             |              |   |
|----------------|-----------------------------|--------------|---|
| 2007-08        | Lost to San Jose            | 3 - 4        | Western Conference Quarter Final        |
| 2006-07        | Lost to Detroit             | 2 - 4        | Western Conference Quarter Final        |
| 2005-06        | Lost to Anaheim             | 3 - 4        | Western Conference Quarter-Final        |
| 2004-05        | NHL Lockout                 |              |   |
| <b>2003-04</b> | <b>Defeated Vancouver</b>   | <b>4 - 3</b> | <b>Western Conference Quarter-Final</b> |
|                | <b>Defeated Detroit</b>     | <b>4 - 2</b> | <b>Western Conference Semi-Final</b>    |
|                | <b>Defeated San Jose</b>    | <b>4 - 2</b> | <b>Western Conference Final</b>         |
|                | <b>Lost to Tampa Bay</b>    | <b>3 - 4</b> | <b>Stanley Cup Final</b>                |
| 2002-03        | Missed Playoffs             |              |   |
| 2001-02        | Missed Playoffs             |              |   |
| 2000-01        | Missed Playoffs             |              |   |
| 1999-00        | Missed Playoffs             |              |   |
| 1998-99        | Missed Playoffs             |              |   |
| 1997-98        | Missed Playoffs             |              |   |
| 1996-97        | Missed Playoffs             |              |   |
| 1995-96        | Lost to Chicago             | 0 - 4        | Western Conference Quarter-Final        |
| 1994-95        | Lost to San Jose            | 3 - 4        | Western Conference Quarter-Final        |
| 1993-94        | Lost to Vancouver           | 3 - 4        | Western Conference Quarter-Final        |
| 1992-93        | Lost to Los Angeles         | 2 - 4        | Division Semi-Final                     |
| 1991-92        | Missed Playoffs             |              |   |
| 1990-91        | Lost to Edmonton            | 3 - 4        | Division Semi-Final                     |
| 1989-90        | Lost to Los Angeles         | 2 - 4        | Division Semi-Final                     |
| <b>1988-89</b> | <b>Defeated Vancouver</b>   | <b>4 - 3</b> | <b>Division Semi-Final</b>              |
|                | <b>Defeated Los Angeles</b> | <b>4 - 0</b> | <b>Smythe Division Final</b>            |
|                | <b>Defeated Chicago</b>     | <b>4 - 1</b> | <b>Campbell Conference Final</b>        |
|                | <b>Defeated Montreal</b>    | <b>4 - 2</b> | <b>Stanley Cup Final</b>                |
| 1987-88        | Defeated Los Angeles        | 4 - 1        | Division Semi-Final                     |
|                | Lost to Edmonton            | 0 - 4        | Smythe Division Final                   |
| 1986-87        | Lost to Winnipeg            | 2 - 4        | Division Semi-Final                     |
| <b>1985-86</b> | <b>Defeated Winnipeg</b>    | <b>3 - 0</b> | <b>Division Semi-Final</b>              |
|                | <b>Defeated Edmonton</b>    | <b>4 - 3</b> | <b>Smythe Division Final</b>            |
|                | <b>Defeated St. Louis</b>   | <b>4 - 3</b> | <b>Campbell Conference Final</b>        |
|                | <b>Lost to Montreal</b>     | <b>1 - 4</b> | <b>Stanley Cup Final</b>                |
| 1984-85        | Lost to Winnipeg            | 1 - 3        | Division Semi-Final                     |
| 1983-84        | Defeated Vancouver          | 3 - 1        | Division Semi-Final                     |
|                | Lost to Edmonton            | 3 - 4        | Smythe Division Final                   |
| 1982-83        | Defeated Vancouver          | 3 - 1        | Division Semi-Final                     |
|                | Lost to Edmonton            | 1 - 4        | Smythe Division Final                   |
| 1981-82        | Lost to Vancouver           | 0 - 3        | Division Semi-Final                     |
| 1980-81        | Defeated Chicago            | 3 - 0        | Preliminary Round                       |
|                | Defeated Philadelphia       | 4 - 3        | Quarter-Finals                          |
|                | Lost to Minnesota           | 2 - 4        | Semi-Finals                             |
| 1979-80        | Lost to NY Rangers          | 1 - 3        | Preliminary Round                       |
| 1978-79        | Lost to Toronto             | 0 - 2        | Preliminary Round                       |
| 1977-78        | Lost to Detroit             | 0 - 2        | Preliminary Round                       |
| 1976-77        | Lost to Los Angeles         | 1 - 2        | Preliminary Round                       |
| 1975-76        | Lost to Los Angeles         | 0 - 2        | Preliminary Round                       |
| 1974-75        | Missed Playoffs             |              |   |
| 1973-74        | Lost to Philadelphia        | 0 - 4        | Quarter-Finals                          |
| 1972-73        | Missed Playoffs             |              |   |

| WON-LOSS RECORD | SERIES RECORD | RECORD IN 1st ROUND | RECORD IN 2nd ROUND | RECORD IN 3rd ROUND | RECORD IN CUP FINALS |
|-----------------|---------------|---------------------|---------------------|---------------------|----------------------|
| 89-91           | 15-18         | 7-12                | 4-3                 | 3-1                 | 1-2                  |

**CONFERENCE CHAMPIONSHIPS**

3

**STANLEY CUP CHAMPIONSHIPS**

1

**YEARS IN PLAYOFFS - 19 OF 27 YEARS (0.704%)**

# CALGARY FLAMES ALL TIME ROSTER

| PLAYER               | SEASONS                      | FLAMES<br>CAREER SCORING |     |     |     |     | PLAYOFF<br>CAREER SCORING |   |   |     |     | NO.           |
|----------------------|------------------------------|--------------------------|-----|-----|-----|-----|---------------------------|---|---|-----|-----|---------------|
|                      |                              | GP                       | G   | A   | PTS | PIM | GP                        | G | A | PTS | PIM |               |
| Adduono, Rick        | 1979-80                      | 3                        | 0   | 0   | 0   | 2   | -                         | - | - | -   | -   | 17            |
| Ahola, Peter         | 1993-94                      | 2                        | 0   | 0   | 0   | 2   | -                         | - | - | -   | -   | 38            |
| Albelin, Tommy       | 1995-96 to 2000-01           | 339                      | 12  | 59  | 71  | 92  | 4                         | 0 | 0 | 0   | 0   | 5             |
| Allison, Jamie       | 2001-02                      | 101                      | 3   | 10  | 13  | 163 | -                         | - | - | -   | -   | 7, 2, 33      |
| Amonte, Tony         | 2005-06 to 2006-07           | 161                      | 24  | 48  | 72  | 83  | 13                        | 2 | 2 | 4   | 10  | 10            |
| Andersson, Erik      | 1997-98                      | 12                       | 2   | 1   | 3   | 8   | -                         | - | - | -   | -   | 29            |
| Andersson, Niklas    | 2000-01                      | 11                       | 0   | 1   | 1   | 4   | -                         | - | - | -   | -   | 25            |
| Arnason, Chuck       | 1973-74                      | 33                       | 7   | 6   | 13  | 13  | -                         | - | - | -   | -   | 14            |
| Ashton, Brent        | 1992-93                      | 32                       | 8   | 11  | 19  | 41  | 6                         | 0 | 3 | 3   | 2   | 15            |
| Aucoin, Adrian       | 2007-08                      | 76                       | 10  | 25  | 35  | 37  | 7                         | 0 | 3 | 3   | 4   | 33            |
| Bartel, Robin        | 1985-86                      | 1                        | 0   | 0   | 0   | 0   | 6                         | 0 | 0 | 0   | 16  | 15            |
| Bassen, Bob          | 1998-99                      | 41                       | 1   | 2   | 3   | 35  | -                         | - | - | -   | -   | 28            |
| Baxter, Paul         | 1983-84 to 1986-87           | 209                      | 16  | 39  | 55  | 568 | 30                        | 0 | 4 | 4   | 120 | 4             |
| Beaudoin, Serge      | 1979-80                      | 3                        | 0   | 0   | 0   | 0   | -                         | - | - | -   | -   | 24            |
| Beers, Eddy          | 1981-82 to 1985-86           | 226                      | 87  | 105 | 192 | 232 | 22                        | 4 | 6 | 10  | 39  | 27            |
| Begin, Steve         | 1997-98 & 1999-00 to 2002-03 | 123                      | 11  | 7   | 18  | 192 | -                         | - | - | -   | -   | 57, 7, 26, 33 |
| Belak, Wade          | 1998-99 to 2000-01           | 72                       | 0   | 3   | 3   | 218 | -                         | - | - | -   | -   | 29, 4         |
| Belanger, Yves       | 1977-78 to 1978-79           | 22                       | 0   | 0   | 0   | 0   | -                         | - | - | -   | -   | 31            |
| Bennett, Curt        | 1972-73 to 1977-78 & 1979-80 | 405                      | 126 | 140 | 266 | 190 | 9                         | 1 | 1 | 2   | 45  | 5, 2          |
| Berezan, Perry       | 1984-85 to 1988-89           | 152                      | 31  | 42  | 73  | 154 | 20                        | 2 | 5 | 7   | 30  | 21            |
| Bergqvist, Jonas     | 1989-90                      | 22                       | 2   | 5   | 7   | 10  | -                         | - | - | -   | -   | 18            |
| Bernhardt, Tim       | 1982-83                      | 6                        | 0   | 0   | 0   | 0   | -                         | - | - | -   | -   | 29            |
| Berube, Craig        | 2001-02 to 2002-03           | 234                      | 10  | 17  | 27  | 628 | 6                         | 0 | 1 | 1   | 21  | 23, 16, 27    |
| Betts, Blair         | 2001-02 to 2003-04           | 35                       | 3   | 5   | 8   | 12  | -                         | - | - | -   | -   | 15            |
| Bialowas, Dwight     | 1973-74 to 1974-75           | 48                       | 3   | 9   | 12  | 22  | -                         | - | - | -   | -   | 22            |
| Bodak, Bob           | 1987-88                      | 3                        | 0   | 0   | 0   | 22  | -                         | - | - | -   | -   | 28            |
| Boldirev, Ivan       | 1978-79 to 1979-80           | 65                       | 22  | 32  | 54  | 26  | 2                         | 0 | 2 | 2   | 2   | 12            |
| Bolduc, Dan          | 1983-84                      | 2                        | 0   | 1   | 1   | 0   | 1                         | 0 | 0 | 0   | 0   | 32            |
| Borschovsky, Nikolai | 1994-95                      | 8                        | 0   | 5   | 5   | 7   | -                         | - | - | -   | -   | 16            |
| Botterill, Jason     | 1999-00 & 2001-02            | 6                        | 1   | 0   | 1   | 2   | -                         | - | - | -   | -   | 17, 20        |
| Botting, Cam         | 1975-76                      | 2                        | 0   | 1   | 1   | 0   | -                         | - | - | -   | -   | 24            |
| Bouchard, Dan        | 1972-73 to 1980-81           | 398                      | 0   | 16  | 16  | 146 | 12                        | 0 | 0 | 0   | 0   | 30            |
| Bouchard, Joel       | 1994-95 to 1997-98           | 126                      | 9   | 12  | 21  | 106 | -                         | - | - | -   | -   | 34, 5, 6      |
| Boucher, Bryan       | 2005-06                      | 3                        | 0   | 0   | 0   | 0   | -                         | - | - | -   | -   | 33            |
| Bouhner, Bob         | 2001-02 to 2002-03           | 148                      | 5   | 18  | 23  | 293 | -                         | - | - | -   | -   | 6             |
| Bourgeois, Charles   | 1981-82 to 1985-86           | 162                      | 12  | 34  | 46  | 430 | 15                        | 0 | 1 | 1   | 51  | 2, 28         |
| Bowness, Rick        | 1975-76 to 1976-77           | 33                       | 0   | 4   | 4   | 29  | -                         | - | - | -   | -   | 15            |
| Boyd, Dustin         | 2006-07 to 2007-08           | 61                       | 9   | 7   | 16  | 10  | 0                         | 0 | 0 | 0   | 0   | 41            |
| Bozek, Steve         | 1983-84 to 1987-88           | 261                      | 64  | 79  | 143 | 80  | 31                        | 7 | 7 | 14  | 53  | 26            |
| Bradley, Brian       | 1985-86 to 1987-88           | 45                       | 10  | 19  | 29  | 16  | 1                         | 0 | 0 | 0   | 0   | 14            |
| Brathwaite, Fred     | 1998-99 to 2000-01           | 138                      | 0   | 3   | 3   | 45  | -                         | - | - | -   | -   | 40            |
| Bridgman, Mel        | 1981-82 to 1982-83           | 142                      | 45  | 80  | 125 | 197 | 12                        | 5 | 4 | 9   | 47  | 26            |
| Brigley, Travis      | 1997-98 & 1999-00            | 19                       | 0   | 2   | 2   | 6   | -                         | - | - | -   | -   | 43, 26        |
| Brochu, Martin       | 2000-01                      | 0                        | 0   | 0   | 0   | 0   | -                         | - | - | -   | -   | 30            |
| Brown, Arnie         | 1972-73 to 1973-74           | 63                       | 3   | 6   | 9   | 46  | 4                         | 0 | 0 | 0   | 0   | 19            |
| Brubaker, Jeff       | 1983-84                      | 4                        | 0   | 0   | 0   | 19  | -                         | - | - | -   | -   | 29            |
| Bucyk, Randy         | 1987-88                      | 2                        | 0   | 0   | 0   | 0   | -                         | - | - | -   | -   | 18            |
| Bullard, Mike        | 1986-87 to 1987-88           | 136                      | 76  | 81  | 157 | 102 | 12                        | 4 | 5 | 9   | 8   | 22, 25        |
| Bure, Valeri         | 1997-98 to 2000-01           | 256                      | 93  | 99  | 192 | 100 | -                         | - | - | -   | -   | 8             |
| Bureau, Marc         | 1989-90 to 1990-91 & 1999-00 | 19                       | 1   | 3   | 4   | 8   | -                         | - | - | -   | -   | 33, 7         |

# CALGARY FLAMES ALL TIME ROSTER

| PLAYER             | SEASONS                                    | FLAMES<br>CAREER SCORING |     |     |     |     | PLAYOFF<br>CAREER SCORING |   |    |     |     | NO.               |
|--------------------|--|--------------------------|-----|-----|-----|-----|---------------------------|---|----|-----|-----|-------------------|
|                    |  | GP                       | G   | A   | PTS | PIM | GP                        | G | A  | PTS | PIM |                   |
| Buzek, Petr        | 2001-02 to 2002-03                         | 76                       | 4   | 8   | 12  | 28  | -                         | - | -  | -   | -   | 8                 |
| Byers, Jerry       | 1974-75                                    | 12                       | 1   | 1   | 2   | 9   | -                         | - | -  | -   | -   | 10                |
| Carr, Gene         | 1978-79                                    | 30                       | 3   | 8   | 11  | 6   | 1                         | 0 | 0  | 0   | 0   | 14                |
| Carriere, Larry    | 1975-76 to 1976-77                         | 100                      | 6   | 18  | 24  | 112 | 1                         | 0 | 0  | 0   | 2   | 23                |
| Cassels, Andrew    | 1997-98 to 1998-99                         | 151                      | 29  | 52  | 81  | 50  | -                         | - | -  | -   | -   | 21                |
| Cavallini, Gino    | 1984-85 to 1985-86                         | 54                       | 13  | 17  | 30  | 40  | 3                         | 0 | 0  | 0   | 4   | 6                 |
| Charron, Eric      | 1997-98 to 1999-00                         | 35                       | 0   | 1   | 1   | 55  | -                         | - | -  | -   | -   | 38, 36            |
| Chernomaz, Richard | 1987-88 to 1988-89 &<br>1991-92            | 14                       | 1   | 0   | 1   | 6   | -                         | - | -  | -   | -   | 15, 33<br>16      |
| Chiasson, Steve    | 1994-95 to 1996-97                         | 168                      | 15  | 59  | 74  | 133 | 11                        | 3 | 3  | 6   | 9   | 21                |
| Chorske, Tom       | 1998-99                                    | 7                        | 0   | 0   | 0   | 2   | -                         | - | -  | -   | -   | 26                |
| Chouinard, Guy     | 1974-75 to 1982-83                         | 514                      | 193 | 336 | 529 | 110 | 41                        | 9 | 26 | 35  | 12  | 10, 16, 7         |
| Christie, Ryan     | 2001-02                                    | 2                        | 0   | 0   | 0   | 0   | -                         | - | -  | -   | -   | 39                |
| Christoff, Steve   | 1982-83                                    | 45                       | 9   | 8   | 17  | 4   | 1                         | 0 | 0  | 0   | 0   | 11                |
| Churlia, Shane     | 1987-88 to 1988-89                         | 34                       | 1   | 5   | 6   | 158 | 7                         | 0 | 1  | 1   | 17  | 15                |
| Clark, Chris       | 1999-00 to 2003-04                         | 278                      | 35  | 36  | 71  | 363 | 26                        | 3 | 3  | 6   | 30  | 7, 17, 26         |
| Clement, Bill      | 1975-76 to 1981-82                         | 444                      | 85  | 139 | 224 | 197 | 32                        | 3 | 3  | 6   | 14  | 10                |
| Comeau, Rey        | 1972-73 to 1977-78                         | 468                      | 88  | 126 | 214 | 153 | 9                         | 2 | 1  | 3   | 8   | 18                |
| Commodore, Mike    | 2002-03 to 2003-04                         | 18                       | 0   | 1   | 1   | 44  | 20                        | 0 | 2  | 2   | 19  | 2                 |
| Conacher, Pat      | 1995-96                                    | 7                        | 0   | 0   | 0   | 0   | -                         | - | -  | -   | -   | 11                |
| Conroy, Craig      | 2000-01 to 2003-04 &<br>2006-07 to 2007-08 | 344                      | 80  | 163 | 243 | 215 | 39                        | 7 | 14 | 21  | 28  | 22, 24            |
| Corbet, Rene       | 1998-99 to 1999-00                         | 68                       | 9   | 14  | 23  | 70  | -                         | - | -  | -   | -   | 20                |
| Courteau, Yves     | 1984-85                                    | 18                       | 2   | 5   | 7   | 4   | 1                         | 0 | 0  | 0   | 0   | 25                |
| Cowan, Jeff        | 1999-00 to 2001-02                         | 83                       | 14  | 5   | 19  | 130 | -                         | - | -  | -   | -   | 38                |
| Coxe, Craig        | 1987-88                                    | 7                        | 2   | 3   | 5   | 32  | 2                         | 1 | 0  | 1   | 16  | 18                |
| Craig, Jim         | 1979-80                                    | 4                        | 0   | 0   | 0   | 0   | -                         | - | -  | -   | -   | 1                 |
| Curtale, Tony      | 1980-81                                    | 2                        | 0   | 0   | 0   | 0   | -                         | - | -  | -   | -   | 3                 |
| Cyr, Denis         | 1980-81 to 1982-83                         | 66                       | 14  | 15  | 29  | 13  | -                         | - | -  | -   | -   | 9, 12             |
| D'Amour, Marc      | 1985-86                                    | 16                       | 0   | 0   | 0   | 22  | -                         | - | -  | -   | -   | 1                 |
| Dadswell, Doug     | 1986-87 to 1987-88                         | 27                       | 0   | 2   | 2   | 2   | -                         | - | -  | -   | -   | 36                |
| Dahl, Kevin        | 1992-93 to 1995-96<br>& 1997-98            | 179                      | 7   | 22  | 29  | 149 | 16                        | 0 | 2  | 2   | 12  | 4                 |
| Dahlquist, Chris   | 1992-93 to 1993-94                         | 151                      | 4   | 18  | 22  | 118 | 7                         | 3 | 1  | 4   | 4   | 5                 |
| Deadmarsh, Butch   | 1972-73 to 1973-74                         | 61                       | 7   | 1   | 8   | 97  | 4                         | 0 | 0  | 0   | 17  | 10                |
| DeGray, Dale       | 1985-86 to 1986-87                         | 28                       | 6   | 7   | 13  | 29  | -                         | - | -  | -   | -   | 28                |
| Dingman, Chris     | 1997-98 to 1998-99                         | 72                       | 3   | 3   | 6   | 166 | -                         | - | -  | -   | -   | 7                 |
| Dollas, Bobby      | 1999-00                                    | 49                       | 3   | 7   | 10  | 28  | -                         | - | -  | -   | -   | 4                 |
| Dome, Robert       | 2002-03                                    | 1                        | 0   | 0   | 0   | 0   | -                         | - | -  | -   | -   | 38                |
| Domenichelli, Hnat | 1996-97 to 1999-00                         | 96                       | 20  | 23  | 43  | 31  | -                         | - | -  | -   | -   | 17                |
| Donovan, Shean     | 2002-03 to 2005-06                         | 175                      | 28  | 37  | 65  | 161 | 31                        | 5 | 5  | 10  | 29  | 16                |
| Dowd, Jim          | 1997-98                                    | 48                       | 6   | 8   | 14  | 12  | -                         | - | -  | -   | -   | 34                |
| Dubinsky, Steve    | 1998-99 to 1999-00                         | 84                       | 4   | 11  | 15  | 18  | -                         | - | -  | -   | -   | 18                |
| Drury, Chris       | 2002-03                                    | 80                       | 23  | 30  | 53  | 33  | -                         | - | -  | -   | -   | 37, 18            |
| Drury, Ted         | 1993-94                                    | 34                       | 5   | 7   | 12  | 26  | -                         | - | -  | -   | -   | 27                |
| Dunn, Richie       | 1982-83                                    | 80                       | 3   | 11  | 14  | 47  | 9                         | 1 | 1  | 2   | 8   | 6                 |
| DuPont, Micki      | 2001-02 to 2002-03                         | 18                       | 1   | 2   | 3   | 6   | -                         | - | -  | -   | -   | 42                |
| Dwyer, Mike        | 1980-81 to 1981-82                         | 9                        | 0   | 3   | 3   | 4   | 1                         | 1 | 0  | 1   | 0   | 29, 26            |
| Eakin, Bruce       | 1981-82 &<br>1983-84 to 1984-85            | 9                        | 2   | 1   | 3   | 4   | -                         | - | -  | -   | -   | 19, 22,<br>25, 32 |
| Eakins, Dallas     | 2000-01 to 2001-02                         | 20                       | 0   | 1   | 1   | 15  | -                         | - | -  | -   | -   | 4, 20, 26         |

# CALGARY FLAMES ALL TIME ROSTER

| PLAYER                  | SEASONS                                 | FLAMES CAREER SCORING |     |     |     |      | PLAYOFF CAREER SCORING |    |    |     |     | NO.        |
|-------------------------|---|-----------------------|-----|-----|-----|------|------------------------|----|----|-----|-----|------------|
|                         |   | GP                    | G   | A   | PTS | PIM  | GP                     | G  | A  | PTS | PIM |            |
| Eaves, Mike             | 1983-84 to 1985-86                      | 117                   | 28  | 65  | 93  | 30   | 19                     | 5  | 5  | 10  | 10  | 7, 17      |
| Ecclestone, Tim         | 1974-75 to 1977-78                      | 220                   | 28  | 62  | 90  | 92   | 4                      | 0  | 2  | 2   | 6   | 14         |
| Edwards, Don            | 1982-83 to 1984-85                      | 114                   | 0   | 3   | 3   | 6    | 11                     | 0  | 0  | 0   | 0   | 1          |
| Eisenhut, Neil          | 1994-95                                 | 3                     | 0   | 0   | 0   | 0    | -                      | -  | -  | -   | -   | 35         |
| Eloranta, Kari          | 1981-82 to 1984-85 & 1985-86            | 255                   | 12  | 96  | 108 | 149  | 21                     | 1  | 7  | 8   | 19  | 8, 20, 32  |
| Engblom, Brian          | 1986-87                                 | 32                    | 0   | 4   | 4   | 28   | -                      | -  | -  | -   | -   | 6          |
| Eriksson, Anders        | 2007-08                                 | 61                    | 1   | 17  | 18  | 36   | 3                      | 0  | 1  | 1   | 2   | 8          |
| Esau, Len               | 1993-94 to 1994-95                      | 7                     | 0   | 3   | 3   | 7    | -                      | -  | -  | -   | -   | 36, 28     |
| Evans, Brennan          | 2003-04                                 | -                     | -   | -   | -   | -    | 2                      | 0  | 0  | 0   | 0   | 43         |
| Evason, Dean            | 1995-96                                 | 67                    | 7   | 7   | 14  | 38   | 3                      | 0  | 1  | 1   | 0   | 20         |
| Fata, Rico              | 1998-99 to 2000-01                      | 27                    | 0   | 1   | 1   | 10   | -                      | -  | -  | -   | -   | 62, 44, 15 |
| Featerstone, Glen       | 1996-97                                 | 13                    | 1   | 3   | 4   | 19   | -                      | -  | -  | -   | -   | 4          |
| Fenton, Paul            | 1990-91                                 | 31                    | 5   | 7   | 12  | 10   | 5                      | 0  | 0  | 0   | 2   | 12         |
| Ference, Brad           | 2006-07                                 | 5                     | 0   | 0   | 0   | 2    | 0                      | 0  | 0  | 0   | 0   | 8          |
| Ference, Andrew         | 2002-03 to 2006-07                      | 224                   | 10  | 53  | 63  | 210  | 33                     | 0  | 7  | 7   | 37  | 21         |
| Ferguson, Craig         | 1995-96                                 | 8                     | 0   | 0   | 0   | 4    | -                      | -  | -  | -   | -   | 38         |
| Flett, Bill             | 1975-76 to 1976-77                      | 102                   | 27  | 21  | 48  | 36   | 2                      | 0  | 0  | 0   | 0   | 9          |
| Fleury, Theoren         | 1988-89 to 1998-99                      | 791                   | 364 | 466 | 830 | 1339 | 59                     | 29 | 33 | 62  | 97  | 14         |
| Forslund, Tomas         | 1991-92 to 1992-93                      | 44                    | 5   | 11  | 16  | 12   | -                      | -  | -  | -   | -   | 27         |
| Fotiu, Nick             | 1985-86 to 1986-87                      | 51                    | 5   | 4   | 9   | 166  | 11                     | 0  | 1  | 1   | 34  | 22         |
| Fox, Greg               | 1977-78 to 1978-79                      | 80                    | 1   | 14  | 15  | 95   | 2                      | 0  | 1  | 1   | 8   | 2          |
| Friesen, Jeff           | 2006-07                                 | 72                    | 6   | 6   | 12  | 34   | 5                      | 0  | 0  | 0   | 2   | 16         |
| Freer, Mark             | 1993-94                                 | 2                     | 0   | 0   | 0   | 4    | -                      | -  | -  | -   | -   | 16         |
| Fuhr, Grant             | 1999-00                                 | 23                    | 0   | 0   | 0   | 2    | -                      | -  | -  | -   | -   | 31         |
| Gagner, Dave            | 1996-97                                 | 82                    | 27  | 33  | 60  | 48   | -                      | -  | -  | -   | -   | 51         |
| Garner, Tyrone          | 1997-98 to 1998-99                      | 3                     | 0   | 0   | 0   | 0    | -                      | -  | -  | -   | -   | 37, 1      |
| Gauthier, Denis         | 1997-98 to 2003-04                      | 384                   | 13  | 45  | 58  | 515  | 6                      | 0  | 1  | 1   | 4   | 24, 3      |
| Gavey, Aaron            | 1996-97 to 1997-98                      | 67                    | 9   | 12  | 21  | 58   | -                      | -  | -  | -   | -   | 23         |
| Gelinas, Martin         | 2002-03 to 2003-04                      | 157                   | 38  | 49  | 87  | 121  | 26                     | 8  | 7  | 15  | 35  | 23         |
| Germyn, Carsen          | 2005-06 to 2006-07                      | 4                     | 0   | 0   | 0   | 0    | -                      | -  | -  | -   | -   | 39         |
| Gibbs, Barry            | 1974-75 to 1977-78                      | 208                   | 13  | 55  | 68  | 218  | 5                      | 1  | 0  | 1   | 4   | 2          |
| Giguere, Jean-Sebastien | 1998-99 to 1999-00                      | 22                    | 0   | 1   | 1   | 6    | -                      | -  | -  | -   | -   | 47         |
| Gilmour, Doug           | 1988-89 to 1991-92                      | 266                   | 81  | 214 | 295 | 286  | 35                     | 15 | 13 | 28  | 28  | 39         |
| Giordano, Mark          | 2005-06 to 2006-07                      | 55                    | 7   | 9   | 16  | 44   | -                      | -  | -  | -   | -   | 46, 5      |
| Glynn, Brian            | 1987-88 & 1989-90                       | 68                    | 5   | 14  | 19  | 87   | 1                      | 0  | 0  | 0   | 0   | 32         |
| Godard, Eric            | 2006-07 to 2007-08                      | 83                    | 1   | 2   | 3   | 221  | 5                      | 0  | 0  | 0   | 0   | 17         |
| Godyniuk, Alexander     | 1991-92 to 1992-93                      | 33                    | 3   | 5   | 8   | 23   | -                      | -  | -  | -   | -   | 21         |
| Gorman, Dave            | 1979-80                                 | 3                     | 0   | 0   | 0   | 0    | -                      | -  | -  | -   | -   | 15         |
| Gould, Bob              | 1979-80 to 1981-82                      | 20                    | 3   | 0   | 3   | 4    | 11                     | 3  | 1  | 4   | 4   | 22, 19     |
| Gould, John             | 1976-77 to 1978-79                      | 194                   | 35  | 50  | 85  | 47   | 7                      | 0  | 0  | 0   | 4   | 21         |
| Gratton, Benoit         | 1999-00 to 2000-01                      | 24                    | 1   | 5   | 6   | 24   | -                      | -  | -  | -   | -   | 37, 39     |
| Gratton, Norm           | 1972-73                                 | 29                    | 3   | 6   | 9   | 12   | -                      | -  | -  | -   | -   | 10         |
| Graves, Hilliard        | 1974-75 to 1976-77                      | 172                   | 37  | 54  | 91  | 63   | -                      | -  | -  | -   | -   | 17         |
| Green, Josh             | 2003-04                                 | 36                    | 2   | 4   | 6   | 24   | -                      | -  | -  | -   | -   | 26         |
| Greig, Mark             | 1994-95                                 | 8                     | 1   | 1   | 2   | 2    | -                      | -  | -  | -   | -   | 16         |
| Grimson, Stu            | 1988-89 to 1989-90                      | 4                     | 0   | 0   | 0   | 2    | -                      | -  | -  | -   | -   | 18, 35     |
| Guenette, Steve         | 1989-90 to 1990-91                      | 3                     | 0   | 0   | 0   | 2    | -                      | -  | -  | -   | -   | 1          |
| Guy, Kevan              | 1986-87 to 1987-88 & 1990-91 to 1991-92 | 42                    | 0   | 7   | 7   | 33   | 4                      | 0  | 1  | 1   | 23  | 3, 5       |
| Haas, David             | 1993-94                                 | 2                     | 1   | 1   | 2   | 7    | -                      | -  | -  | -   | -   | 19         |



# CALGARY FLAMES ALL TIME ROSTER

| PLAYER               | SEASONS                                 | FLAMES CAREER SCORING |     |     |     |      | PLAYOFF CAREER SCORING |    |    |     |     | NO.        |
|----------------------|---|-----------------------|-----|-----|-----|------|------------------------|----|----|-----|-----|------------|
|                      |   | GP                    | G   | A   | PTS | PIM  | GP                     | G  | A  | PTS | PIM |            |
| Habscheid, Marc      | 1991-92                                 | 46                    | 7   | 11  | 18  | 42   | -                      | -  | -  | -   | -   | 17         |
| Hale, David          | 2006-07 to 2007-08                      | 69                    | 0   | 2   | 2   | 56   | 8                      | 0  | 0  | 0   | 8   | 21         |
| Hampson, Gord        | 1982-83                                 | 4                     | 0   | 0   | 0   | 5    | -                      | -  | -  | -   | -   | 27         |
| Hamriik, Roman       | 2005-06 to 2006-07                      | 126                   | 14  | 50  | 64  | 144  | 13                     | 0  | 3  | 3   | 10  | 4          |
| Hanson, Keith        | 1983-84                                 | 25                    | 0   | 2   | 2   | 77   | -                      | -  | -  | -   | -   | 6          |
| Harkins, Todd        | 1991-92 to 1992-93                      | 20                    | 2   | 3   | 5   | 29   | -                      | -  | -  | -   | -   | 37, 19     |
| Harrer, Tim          | 1982-83                                 | 3                     | 0   | 0   | 0   | 2    | -                      | -  | -  | -   | -   | 12         |
| Harris, Ron          | 1972-73                                 | 24                    | 2   | 4   | 6   | 8    | -                      | -  | -  | -   | -   | 5          |
| Harvey, Buster       | 1974-75 to 1975-76                      | 80                    | 17  | 27  | 44  | 16   | -                      | -  | -  | -   | -   | 8          |
| Hay, Dwayne          | 2000-01                                 | 49                    | 1   | 3   | 4   | 16   | -                      | -  | -  | -   | -   | 21         |
| Heaphy, Shawn        | 1992-93                                 | 1                     | 0   | 0   | 0   | 0    | -                      | -  | -  | -   | -   | 13         |
| Helenius, Sami       | 1996-97 & 1998-99                       | 7                     | 0   | 1   | 1   | 8    | -                      | -  | -  | -   | -   | 8, 4       |
| Henderson, Paul      | 1979-80                                 | 30                    | 7   | 6   | 13  | 6    | 4                      | 0  | 0  | 0   | 0   | 15, 19     |
| Hentunen, Jukka      | 2001-02                                 | 28                    | 2   | 3   | 5   | 4    | -                      | -  | -  | -   | -   | 24         |
| Hextall, Bryan       | 1973-74 to 1974-75                      | 114                   | 20  | 20  | 40  | 117  | 4                      | 0  | 1  | 1   | 16  | 20         |
| Hicke, Ernie         | 1972-73                                 | 58                    | 14  | 23  | 37  | 37   | -                      | -  | -  | -   | -   | 12         |
| Hindmarch, Dave      | 1980-81 to 1984-85                      | 98                    | 21  | 17  | 38  | 25   | 10                     | 0  | 0  | 0   | 6   | 18         |
| Hislop, Jamie        | 1980-81 to 1983-84                      | 215                   | 37  | 61  | 98  | 65   | 28                     | 3  | 2  | 5   | 11  | 17         |
| Hlushko, Todd        | 1994-95 to 1997-98                      | 76                    | 7   | 13  | 20  | 84   | 1                      | 0  | 0  | 0   | 2   | 38, 17, 20 |
| Hoglund, Jonas       | 1996-97 to 1997-98                      | 118                   | 25  | 24  | 49  | 28   | -                      | -  | -  | -   | -   | 44         |
| Hogoboam, Bill       | 1972-73                                 | 2                     | 0   | 0   | 0   | 0    | -                      | -  | -  | -   | -   | 11         |
| Holt, Randy          | 1980-81 to 1981-82                      | 56                    | 0   | 5   | 5   | 174  | 13                     | 2  | 2  | 4   | 52  | 7          |
| Housley, Phil        | 1994-95 to 1995-96 & 1998-99 to 2000-01 | 328                   | 50  | 188 | 238 | 140  | 7                      | 0  | 9  | 9   | 0   | 6          |
| Houston, Ken         | 1975-76 to 1981-82                      | 462                   | 128 | 145 | 273 | 516  | 31                     | 9  | 9  | 18  | 64  | 24, 6      |
| Hrdina, Jiri         | 1987-88 to 1990-91                      | 157                   | 36  | 58  | 94  | 63   | 11                     | 0  | 1  | 1   | 2   | 17         |
| Hull, Brett          | 1985-86 to 1987-88                      | 57                    | 27  | 24  | 51  | 12   | 6                      | 2  | 1  | 3   | 0   | 16         |
| Hulse, Cale          | 1995-96 to 1999-00 & 2005-06            | 277                   | 10  | 43  | 53  | 449  | 1                      | 0  | 0  | 0   | 0   | 29, 32     |
| Hunter, Mark         | 1988-89 to 1990-91                      | 133                   | 34  | 26  | 60  | 358  | 10                     | 2  | 2  | 4   | 23  | 22         |
| Hunter, Tim          | 1981-82 to 1991-92                      | 545                   | 49  | 59  | 108 | 2405 | 86                     | 5  | 6  | 11  | 352 | 19         |
| Huscroft, Jamie      | 1995-96 to 1996-97                      | 109                   | 3   | 13  | 16  | 279  | 4                      | 0  | 1  | 1   | 4   | 7          |
| Huselius, Kristian   | 2005-06 to 2007-08                      | 216                   | 74  | 108 | 182 | 102  | 20                     | 2  | 10 | 12  | 14  | 20         |
| Iginla, Jarome       | 1995-96 to 2007-08                      | 860                   | 374 | 388 | 762 | 631  | 48                     | 25 | 20 | 45  | 70  | 24, 12     |
| Ingarfield, Earl Jr. | 1979-80 to 1980-81                      | 17                    | 2   | 3   | 5   | 6    | 2                      | 0  | 1  | 1   | 0   | 21         |
| Jackson, Jim         | 1982-83 to 1984-85                      | 107                   | 15  | 30  | 45  | 20   | 14                     | 3  | 2  | 5   | 6   | 16         |
| Jalonen, Kari        | 1982-83 to 1983-84                      | 34                    | 9   | 6   | 15  | 4    | 5                      | 1  | 0  | 1   | 0   | 21         |
| Jantunen, Marko      | 1996-97                                 | 3                     | 0   | 0   | 0   | 0    | -                      | -  | -  | -   | -   | 45         |
| Johansson, Andreas   | 1999-00                                 | 28                    | 3   | 7   | 10  | 14   | -                      | -  | -  | -   | -   | 21         |
| Johansson, Mathias   | 2002-03                                 | 46                    | 4   | 5   | 9   | 12   | -                      | -  | -  | -   | -   | 20         |
| Johansson, Roger     | 1989-90 to 1990-91 & 1992-93            | 150                   | 8   | 34  | 42  | 157  | 5                      | 0  | 1  | 1   | 2   | 21, 34     |
| Johnson, Terry       | 1985-86                                 | 24                    | 1   | 4   | 5   | 71   | 17                     | 0  | 3  | 3   | 64  | 6          |
| Joseph, Curtis       | 2007-08                                 | 9                     | 0   | 0   | 0   | 2    | 2                      | 0  | 0  | 0   | 0   | 31         |
| Karpenko, Igor       | 1998-99                                 | -                     | -   | -   | -   | -    | -                      | -  | -  | -   | -   | 29         |
| Kea, Ed              | 1973-74 to 1978-79                      | 316                   | 22  | 92  | 114 | 283  | 8                      | 0  | 1  | 1   | 9   | 24, 19     |
| Keczmer, Dan         | 1993-94 to 1995-96                      | 98                    | 3   | 23  | 26  | 72   | 10                     | 0  | 1  | 1   | 6   | 39         |
| Ketley, Matt         | 2007-08                                 | 1                     | 0   | 0   | 0   | 0    | -                      | -  | -  | -   | -   | 36         |
| Kennedy, Sheldon     | 1994-95 to 1995-96                      | 71                    | 10  | 15  | 25  | 81   | 10                     | 2  | 3  | 5   | 18  | 23         |
| Ketter, Kerry        | 1972-73                                 | 41                    | 0   | 2   | 2   | 58   | -                      | -  | -  | -   | -   | 24         |
| Kidd, Trevor         | 1991-92 to 1996-97                      | 123                   | 0   | 9   | 9   | 26   | 9                      | 0  | 0  | 0   | 0   | 37         |
| Kiprusoff, Miikka    | 2003-04 to 2007-08                      | 262                   | 0   | 5   | 5   | 35   | 46                     | 0  | 1  | 1   | 4   | 34         |
| Kisio, Kelly         | 1993-94 to 1994-95                      | 63                    | 14  | 27  | 41  | 34   | 14                     | 3  | 4  | 7   | 27  | 11         |

# CALGARY FLAMES ALL TIME ROSTER

| PLAYER              | SEASONS                      | FLAMES CAREER SCORING |     |     |     |     | PLAYOFF CAREER SCORING |    |    |     |     | NO.       |
|---------------------|------------------------------|-----------------------|-----|-----|-----|-----|------------------------|----|----|-----|-----|-----------|
|                     |                              | GP                    | G   | A   | PTS | PIM | GP                     | G  | A  | PTS | PIM |           |
| Kobasew, Chuck      | 2002-03 to 2006-07           | 210                   | 34  | 37  | 71  | 160 | 33                     | 1  | 1  | 1   | 24  | 7, 19     |
| Kohn, Ladislav      | 1995-96 to 1997-98 & 2002-03 | 12                    | 1   | 2   | 3   | 4   | -                      | -  | -  | -   | -   | 46, 43    |
| Konroyd, Steve      | 1980-81 to 1985-86 & 1994-95 | 350                   | 18  | 83  | 101 | 386 | 24                     | 4  | 7  | 11  | 40  | 3, 7      |
| Korn, Jim           | 1989-90                      | 9                     | 0   | 2   | 2   | 26  | 4                      | 1  | 0  | 1   | 12  | 26        |
| Kravchuk, Igor      | 2000-01 to 2001-02           | 115                   | 4   | 30  | 34  | 23  | -                      | -  | -  | -   | -   | 25        |
| Krivokrasov, Sergei | 1999-00                      | 12                    | 1   | 10  | 11  | 4   | -                      | -  | -  | -   | -   | 17, 25    |
| Kromm, Richard      | 1983-84 to 1985-86           | 189                   | 43  | 61  | 104 | 90  | 14                     | 1  | 2  | 3   | 13  | 22        |
| Kruse, Paul         | 1990-91 to 1996-97           | 246                   | 24  | 29  | 53  | 614 | 17                     | 2  | 4  | 6   | 28  | 18, 12    |
| Kryskow, Dave       | 1975-76                      | 79                    | 15  | 25  | 40  | 65  | 2                      | 0  | 0  | 0   | 2   | 8, 20     |
| Kyte, Jim           | 1990-91 to 1991-92           | 63                    | 0   | 10  | 10  | 260 | 7                      | 0  | 0  | 0   | 7   | 4         |
| Labraaten, Dan      | 1980-81 to 1981-82           | 70                    | 19  | 19  | 38  | 19  | 8                      | 1  | 0  | 1   | 4   | 21        |
| Lalonde, Bobby      | 1977-78 to 1979-80 & 1981-82 | 155                   | 38  | 56  | 94  | 54  | 3                      | 2  | 0  | 2   | 0   | 7, 11     |
| Lakovic, Sasha      | 1996-97                      | 19                    | 0   | 1   | 1   | 54  | -                      | -  | -  | -   | -   | 38        |
| Lamb, Mark          | 1985-86                      | 1                     | 0   | 0   | 0   | 0   | -                      | -  | -  | -   | -   | 16        |
| Landry, Eric        | 1997-98 to 1998-99           | 15                    | 1   | 1   | 2   | 4   | -                      | -  | -  | -   | -   | 11, 26    |
| Langkow, Daymond    | 2005-06 to 2007-08           | 243                   | 88  | 113 | 201 | 109 | 20                     | 6  | 9  | 15  | 10  | 22        |
| Lapointe, Claude    | 1995-96                      | 32                    | 4   | 5   | 9   | 20  | 2                      | 0  | 0  | 0   | 0   | 47        |
| Larose, Guy         | 1993-94                      | 7                     | 0   | 1   | 1   | 4   | -                      | -  | -  | -   | -   | 42        |
| Laurence, Red       | 1978-79                      | 59                    | 14  | 20  | 34  | 6   | -                      | -  | -  | -   | -   | 17        |
| Lavallee, Kevin     | 1980-81 to 1982-83           | 212                   | 66  | 65  | 131 | 63  | 19                     | 3  | 6  | 9   | 15  | 15        |
| Lebeau, Patrick     | 1992-93                      | 1                     | 0   | 0   | 0   | 0   | -                      | -  | -  | -   | -   | 38        |
| Leclerc, Mike       | 2005-06                      | 15                    | 1   | 4   | 5   | 8   | 3                      | 0  | 0  | 0   | 2   | 27        |
| Leeman, Gary        | 1991-92 to 1992-93           | 59                    | 11  | 12  | 23  | 37  | -                      | -  | -  | -   | -   | 11        |
| Leiter, Bobby       | 1972-73 to 1974-75           | 234                   | 64  | 81  | 145 | 41  | 4                      | 0  | 0  | 0   | 2   | 16        |
| Lemelin, Rejean     | 1978-79 to 1986-87           | 324                   | 0   | 15  | 15  | 53  | 31                     | 0  | 3  | 3   | 0   | 1, 31     |
| Lemieux, Jean       | 1973-74 to 1975-76           | 140                   | 10  | 38  | 48  | 35  | 4                      | 1  | 1  | 2   | 0   | 20, 6     |
| Lemieux, Jocelyn    | 1995-96                      | 20                    | 4   | 4   | 8   | 10  | 4                      | 0  | 0  | 0   | 0   | 45        |
| Lemieux, Richard    | 1975-76                      | 1                     | 0   | 1   | 1   | 0   | 2                      | 0  | 0  | 0   | 0   | 20        |
| Leopold, Jordan     | 2002-03 to 2005-06           | 214                   | 15  | 52  | 67  | 104 | 33                     | 0  | 11 | 11  | 10  | 4, 6      |
| Lessard, Rick       | 1988-89 & 1990-91            | 7                     | 0   | 2   | 2   | 2   | -                      | -  | -  | -   | -   | 3, 32     |
| Letang, Alan        | 2001-02                      | 2                     | 0   | 0   | 0   | 0   | -                      | -  | -  | -   | -   | 2         |
| Lever, Don          | 1979-80 to 1981-82           | 113                   | 48  | 58  | 106 | 66  | 20                     | 5  | 8  | 13  | 20  | 12, 9     |
| Lindberg, Chris     | 1991-92 to 1992-93           | 79                    | 11  | 17  | 28  | 35  | 2                      | 0  | 1  | 1   | 2   | 32, 11    |
| Lindsay, Bill       | 1999-00 to 2000-01           | 132                   | 9   | 21  | 30  | 183 | -                      | -  | -  | -   | -   | 22        |
| Lombardi, Matthew   | 2003-04 to 2007-08           | 297                   | 56  | 81  | 137 | 195 | 33                     | 2  | 8  | 10  | 10  | 49, 18    |
| Loob, Hakan         | 1983-84 to 1988-89           | 450                   | 193 | 236 | 429 | 189 | 73                     | 26 | 28 | 54  | 16  | 12        |
| Lowry, Dave         | 2000-01 to 2003-04           | 193                   | 31  | 38  | 69  | 131 | 10                     | 0  | 0  | 0   | 6   | 10        |
| Loynes, Lynn        | 2003-04 to 2005-06           | 13                    | 0   | 2   | 2   | 2   | -                      | -  | -  | -   | -   | 20, 37    |
| Lundmark, Jamie     | 2005-06 to 2006-07           | 51                    | 4   | 10  | 14  | 51  | 4                      | 0  | 1  | 1   | 7   | 24        |
| Lydman, Toni        | 2000-01 to 2003-04           | 289                   | 19  | 74  | 93  | 140 | 6                      | 0  | 1  | 1   | 2   | 32        |
| Lysiak, Tom         | 1973-74 to 1978-79           | 445                   | 155 | 276 | 431 | 329 | 11                     | 2  | 5  | 7   | 12  | 12        |
| MacDonald, Craig    | 2005-06                      | 25                    | 3   | 2   | 5   | 8   | 1                      | 0  | 0  | 0   | 0   | 29        |
| MacInnis, Al        | 1981-82 to 1993-94           | 803                   | 213 | 609 | 822 | 944 | 95                     | 25 | 77 | 102 | 153 | 11, 22, 2 |
| MacLellan, Brian    | 1988-89 to 1990-91           | 134                   | 35  | 35  | 70  | 95  | 28                     | 3  | 4  | 7   | 27  | 27        |
| MacMillan, Bill     | 1972-73                      | 78                    | 10  | 15  | 25  | 52  | -                      | -  | -  | -   | -   | 20        |
| MacMillan, Bob      | 1977-78 to 1981-82           | 308                   | 122 | 173 | 295 | 111 | 24                     | 8  | 9  | 17  | 16  | 11        |
| Maccoun, Jamie      | 1982-83 to 1991-92           | 586                   | 62  | 184 | 246 | 664 | 84                     | 6  | 19 | 25  | 87  | 34        |
| Makarov, Sergei     | 1989-90 to 1992-93           | 297                   | 94  | 198 | 292 | 199 | 9                      | 1  | 6  | 7   | 0   | 42        |

# CALGARY FLAMES ALL TIME ROSTER

| PLAYER             | SEASONS                       | FLAMES<br>CAREER SCORING |     |     |     |     | PLAYOFF<br>CAREER SCORING |    |    |     |     | NO.        |
|--------------------|-------------------------------|--------------------------|-----|-----|-----|-----|---------------------------|----|----|-----|-----|------------|
|                    |                               | GP                       | G   | A   | PTS | PIM | GP                        | G  | A  | PTS | PIM |            |
| Maki, Tomi         | 2006-07                       | 1                        | 0   | 0   | 0   | 0   | 0                         | 0  | 0  | 0   | 0   | 57         |
| Malgunas, Stewart  | 1999-00                       | 4                        | 0   | 1   | 1   | 2   | -                         | -  | -  | -   | -   | 34         |
| Manery, Randy      | 1972-73 to 1976-77            | 377                      | 30  | 142 | 172 | 242 | 9                         | 0  | 2  | 2   | 4   | 7          |
| Marchment, Bryan   | 2005-06                       | 37                       | 1   | 2   | 3   | 75  | -                         | -  | -  | -   | -   | 7          |
| Markwart, Nevin    | 1991-92                       | 10                       | 2   | 1   | 3   | 25  | -                         | -  | -  | -   | -   | 23         |
| Marsh, Brad        | 1978-79 to 1981-82            | 257                      | 3   | 41  | 44  | 317 | 22                        | 0  | 6  | 6   | 27  | 5, 22      |
| Martineau, Don     | 1973-74                       | 4                        | 0   | 0   | 0   | 2   | -                         | -  | -  | -   | -   | 24         |
| Matteau, Stephane  | 1990-91 to 1991-92            | 82                       | 16  | 19  | 35  | 112 | 5                         | 0  | 1  | 1   | 0   | 23         |
| May, Alan          | 1994-95                       | 7                        | 1   | 2   | 3   | 13  | -                         | -  | -  | -   | -   | 41         |
| McAdam, Gary       | 1981-82                       | 46                       | 12  | 15  | 27  | 18  | 3                         | 0  | 0  | 0   | 0   | 28         |
| McAmmond, Dean     | 2001-02 to 2003-04            | 137                      | 38  | 43  | 81  | 78  | -                         | -  | -  | -   | -   | 37         |
| McCarthy, Sandy    | 1993-94 to 1997-98            | 276                      | 30  | 25  | 55  | 730 | 17                        | 0  | 1  | 1   | 61  | 15         |
| McCarty, Darren    | 2005-06 to 2006-07            | 99                       | 7   | 6   | 13  | 175 | 7                         | 2  | 0  | 2   | 15  | 25         |
| McCreary, Keith    | 1972-73 to 1974-75            | 231                      | 49  | 50  | 99  | 91  | 4                         | 0  | 0  | 0   | 0   | 9          |
| McCrimmon, Brad    | 1987-88 to 1989-90            | 231                      | 16  | 67  | 83  | 274 | 37                        | 2  | 8  | 10  | 60  | 4          |
| McDonald, Lanny    | 1981-82 to 1988-89            | 492                      | 215 | 191 | 406 | 408 | 72                        | 24 | 23 | 47  | 98  | 9          |
| McDonough, Al      | 1973-74                       | 35                       | 10  | 9   | 19  | 15  | 4                         | 0  | 0  | 0   | 2   | 14         |
| McElhinney, Curtis | 2007-08                       | 5                        | 0   | 0   | 0   | 0   | -                         | -  | -  | -   | -   | 31         |
| McInnis, Marty     | 1996-97 to 1998-99            | 91                       | 23  | 30  | 53  | 42  | -                         | -  | -  | -   | -   | 18         |
| McKendry, Alex     | 1980-81                       | 36                       | 3   | 6   | 9   | 19  | -                         | -  | -  | -   | -   | 26         |
| McLennan, Jamie    | 2002-03 to 2003-04<br>2006-07 | 57                       | 0   | 1   | 1   | 34  | 1                         | 0  | 0  | 0   | 12  | 33, 29     |
| McTavish, Dale     | 1996-97                       | 9                        | 1   | 2   | 3   | 2   | -                         | -  | -  | -   | -   | 41         |
| Meehan, Gerry      | 1974-75 to 1975-76            | 62                       | 11  | 30  | 41  | 8   | -                         | -  | -  | -   | -   | 10         |
| Mercredi, Vic      | 1974-75                       | 2                        | 0   | 0   | 0   | 0   | -                         | -  | -  | -   | -   | 10         |
| Meredith, Greg     | 1980-81 & 1982-83             | 36                       | 6   | 4   | 10  | 8   | 5                         | 3  | 1  | 4   | 4   | 29, 25     |
| Millen, Corey      | 1995-96 to 1996-97            | 92                       | 15  | 25  | 40  | 42  | -                         | -  | -  | -   | -   | 34         |
| Miller, Brad       | 1993-94                       | 8                        | 0   | 1   | 1   | 14  | -                         | -  | -  | -   | -   | 55, 34     |
| Mohns, Doug        | 1973-74                       | 28                       | 0   | 3   | 3   | 10  | -                         | -  | -  | -   | -   | 2          |
| Mokosak, Carl      | 1981-82 to 1982-83            | 42                       | 7   | 7   | 14  | 87  | -                         | -  | -  | -   | -   | 19, 10     |
| Montador, Steve    | 2001-02 to 2005-06            | 94                       | 4   | 5   | 9   | 201 | 20                        | 1  | 2  | 3   | 6   | 58, 5      |
| Morgan, Jason      | 2003-04                       | 13                       | 0   | 2   | 2   | 2   | -                         | -  | -  | -   | -   | 46         |
| Morris, Derek      | 1997-98 to 2001-02            | 343                      | 34  | 129 | 163 | 385 | -                         | -  | -  | -   | -   | 53         |
| Morrison, Lew      | 1972-73 to 1973-74            | 130                      | 7   | 13  | 20  | 19  | -                         | -  | -  | -   | -   | 8          |
| Morrow, Scott      | 1994-95                       | 4                        | 0   | 0   | 0   | 0   | -                         | -  | -  | -   | -   | 27         |
| Moss, David        | 2006-07 to 2007-08            | 82                       | 14  | 15  | 29  | 22  | 11                        | 1  | 2  | 3   | 4   | 58, 25     |
| Moss, Tyler        | 1997-98 to 1998-99            | 17                       | 0   | 1   | 1   | 0   | -                         | -  | -  | -   | -   | 30         |
| Mottau, Mike       | 2002-03                       | 4                        | 0   | 0   | 0   | 0   | -                         | -  | -  | -   | -   | 36         |
| Mrozik, Rick       | 2002-03                       | 2                        | 0   | 0   | 0   | 0   | -                         | -  | -  | -   | -   | 51         |
| Mulhern, Richard   | 1975-76 to 1978-79            | 207                      | 25  | 67  | 92  | 153 | 5                         | 0  | 3  | 3   | 5   | 4          |
| Mullen, Joe        | 1985-86 to 1989-90            | 345                      | 190 | 198 | 388 | 95  | 61                        | 35 | 20 | 55  | 18  | 7          |
| Murdoch, Bob       | 1978-79 to 1981-82            | 262                      | 16  | 63  | 79  | 202 | 25                        | 2  | 5  | 7   | 42  | 20         |
| Murray, Bob        | 1973-74 to 1974-75            | 104                      | 3   | 6   | 9   | 56  | 4                         | 1  | 0  | 1   | 2   | 23         |
| Murray, Marty      | 1995-96 to 2000-01            | 26                       | 3   | 3   | 6   | 6   | -                         | -  | -  | -   | -   | 45, 28, 20 |
| Murzyn, Dana       | 1987-88 to 1990-91            | 201                      | 16  | 39  | 55  | 404 | 32                        | 4  | 5  | 9   | 35  | 5          |
| Musil, Frank       | 1990-91 to 1994-95            | 335                      | 18  | 45  | 63  | 505 | 25                        | 1  | 3  | 4   | 21  | 3          |
| Muzzatti, Jason    | 1992-93 to 1994-95            | 2                        | 0   | 0   | 0   | 0   | -                         | -  | -  | -   | -   | 31, 36     |
| Myre, Phil         | 1972-73 to 1977-78            | 211                      | 0   | 5   | 5   | 23  | 5                         | 0  | 0  | 0   | 0   | 1          |
| Nattress, Ric      | 1987-88 to 1991-92            | 226                      | 9   | 53  | 62  | 204 | 38                        | 4  | 6  | 10  | 30  | 6          |
| Nazarov, Andrei    | 1998-99 to 1999-00            | 112                      | 15  | 31  | 46  | 108 | -                         | -  | -  | -   | -   | 62         |
| Nichol, Scott      | 2001-02 to 2002-03            | 128                      | 13  | 14  | 27  | 256 | -                         | -  | -  | -   | -   | 40         |
| Nieckar, Barry     | 1994-95                       | 3                        | 0   | 0   | 0   | 12  | -                         | -  | -  | -   | -   | 28         |

# CALGARY FLAMES ALL TIME ROSTER

| PLAYER             | SEASONS                                    | FLAMES<br>CAREER SCORING |     |     |     |      | PLAYOFF<br>CAREER SCORING |    |    |     |     | NO.                 |
|--------------------|--|--------------------------|-----|-----|-----|------|---------------------------|----|----|-----|-----|---------------------|
|                    |  | GP                       | G   | A   | PTS | PIM  | GP                        | G  | A  | PTS | PIM |                     |
| Niedermayer, Rob   | 2001-02 to 2002-03                         | 111                      | 14  | 24  | 38  | 91   | -                         | -  | -  | -   | -   | 44                  |
| Nieuwendyk, Joe    | 1986-87 to 1994-95                         | 577                      | 314 | 302 | 616 | 330  | 66                        | 32 | 28 | 60  | 36  | 18, 25              |
| Nieminen, Ville    | 2003-04                                    | 19                       | 3   | 5   | 8   | 18   | 24                        | 4  | 4  | 8   | 55  | 24                  |
| Nilson, Marcus     | 2003-04 to 2007-08                         | 194                      | 19  | 23  | 42  | 77   | 34                        | 4  | 7  | 11  | 14  | 26                  |
| Nilsson, Kent      | 1979-80 to 1984-85                         | 425                      | 229 | 333 | 562 | 90   | 33                        | 4  | 24 | 28  | 8   | 14                  |
| Nolan, Owen        | 2007-08                                    | 77                       | 16  | 16  | 32  | 71   | 7                         | 3  | 2  | 5   | 2   | 11                  |
| Norwood, Lee       | 1993-94                                    | 16                       | 0   | 1   | 1   | 16   | -                         | -  | -  | -   | -   | 6                   |
| Nylander, Michael  | 1993-94 to 1995-96 &<br>1997-98 to 1998-99 | 168                      | 34  | 74  | 108 | 54   | 13                        | 0  | 6  | 6   | 2   | 92, 26              |
| Nystrom, Eric      | 2005-06 to 2007-08                         | 46                       | 3   | 7   | 10  | 48   | 7                         | 0  | 0  | 0   | 2   | 23                  |
| O'Flaherty, Gerry  | 1978-79                                    | 1                        | 1   | 0   | 1   | 2    | -                         | -  | -  | -   | -   | 18                  |
| Oliwa, Krzysztof   | 2003-04                                    | 65                       | 3   | 2   | 5   | 247  | 20                        | 2  | 0  | 2   | 6   | 33                  |
| Olsen, Darryl      | 1991-92                                    | 1                        | 0   | 0   | 0   | 0    | -                         | -  | -  | -   | -   | 32                  |
| Osiecki, Mark      | 1991-92                                    | 50                       | 2   | 7   | 9   | 24   | -                         | -  | -  | -   | -   | 55                  |
| O'Sullivan, Chris  | 1996-97 to 1998-99                         | 49                       | 2   | 11  | 13  | 14   | -                         | -  | -  | -   | -   | 19                  |
| Otto, Joel         | 1984-85 to 1994-95                         | 730                      | 167 | 261 | 428 | 1642 | 87                        | 23 | 38 | 61  | 188 | 29                  |
| Pankewicz, Greg    | 1998-99                                    | 17                       | 0   | 3   | 3   | 20   | -                         | -  | -  | -   | -   | 33                  |
| Paradise, Bob      | 1972-73 to 1973-74                         | 89                       | 1   | 8   | 9   | 116  | -                         | -  | -  | -   | -   | 6                   |
| Paslawski, Greg    | 1992-93 to 1993-94                         | 28                       | 6   | 5   | 11  | 2    | 6                         | 3  | 0  | 3   | 0   | 23                  |
| Patrick, James     | 1993-94 to 1997-98                         | 217                      | 14  | 56  | 70  | 82   | 16                        | 0  | 2  | 2   | 8   | 6, 5, 3             |
| Patterson, Colin   | 1983-84 to 1990-91                         | 416                      | 88  | 99  | 187 | 187  | 72                        | 11 | 16 | 27  | 55  | 11                  |
| Peluso, Mike       | 1997-98                                    | 23                       | 0   | 0   | 0   | 113  | -                         | -  | -  | -   | -   | 8                   |
| Peplinski, Jim     | 1980-81 to 1989-90<br>& 1994-95            | 711                      | 161 | 263 | 424 | 1467 | 99                        | 15 | 31 | 46  | 382 | 24                  |
| Petit, Michel      | 1991-92 to 1993-94                         | 134                      | 8   | 40  | 48  | 243  | -                         | -  | -  | -   | -   | 7                   |
| Petrovicky, Ronald | 2000-01 to 2001-02                         | 107                      | 9   | 12  | 21  | 139  | -                         | -  | -  | -   | -   | 36                  |
| Phaneuf, Dion      | 2005-06 to 2007-08                         | 243                      | 54  | 105 | 159 | 373  | 20                        | 5  | 4  | 9   | 18  | 3                   |
| Phillipoff, Harold | 1977-78 to 1978-79                         | 118                      | 26  | 53  | 79  | 241  | 2                         | 0  | 1  | 1   | 2   | 24                  |
| Picard, Noel       | 1972-73                                    | 57                       | 1   | 10  | 11  | 53   | -                         | -  | -  | -   | -   | 22                  |
| Plager, Bill       | 1972-73                                    | 76                       | 2   | 11  | 13  | 92   | -                         | -  | -  | -   | -   | 2                   |
| Plett, Willi       | 1975-76 to 1981-82                         | 452                      | 150 | 149 | 299 | 1267 | 27                        | 12 | 6  | 18  | 191 | 22, 25              |
| Priakin, Sergei    | 1988-89 to 1990-91                         | 46                       | 3   | 8   | 11  | 2    | 3                         | 0  | 0  | 0   | 0   | 16                  |
| Price, Noel        | 1972-73 to 1974-75                         | 199                      | 5   | 40  | 45  | 160  | 4                         | 0  | 0  | 0   | 6   | 4                   |
| Primeau, Wayne     | 2006-07 to 2007-08                         | 70                       | 6   | 11  | 17  | 62   | 13                        | 1  | 2  | 3   | 18  | 19                  |
| Pronovost, Jean    | 1978-79 to 1979-80                         | 155                      | 52  | 58  | 110 | 42   | 6                         | 2  | 0  | 2   | 4   | 9                   |
| Prust, Brandon     | 2006-07                                    | 10                       | 0   | 0   | 0   | 25   | 0                         | 0  | 0  | 0   | 0   | 37                  |
| Quinn, Dan         | 1983-84 to 1986-87                         | 222                      | 72  | 119 | 191 | 100  | 29                        | 11 | 12 | 23  | 14  | 10                  |
| Quinn, Pat         | 1972-73 to 1976-77                         | 374                      | 12  | 87  | 99  | 555  | 7                         | 0  | 1  | 1   | 8   | 3                   |
| Racine, Yves       | 1996-97                                    | 46                       | 1   | 15  | 16  | 24   | -                         | -  | -  | -   | -   | 36                  |
| Ramage, Rob        | 1987-88 to 1988-89                         | 80                       | 4   | 19  | 23  | 193  | 29                        | 2  | 14 | 16  | 47  | 55                  |
| Ramholt, Tim       | 2007-08                                    | 1                        | 0   | 0   | 0   | 0    | -                         | -  | -  | -   | -   | 47                  |
| Ranheim, Paul      | 1988-89 to 1993-94                         | 354                      | 94  | 100 | 194 | 105  | 19                        | 3  | 6  | 9   | 2   | 26, 28              |
| Rautakallio, Pekka | 1979-80 to 1981-82                         | 235                      | 33  | 121 | 154 | 122  | 23                        | 2  | 5  | 7   | 8   | 4                   |
| Redmond, Dick      | 1977-78                                    | 42                       | 7   | 11  | 18  | 16   | 2                         | 1  | 0  | 1   | 0   | 5                   |
| Reese, Jeff        | 1991-92 to 1993-94                         | 39                       | 0   | 5   | 5   | 16   | 4                         | 0  | 0  | 0   | 0   | 35                  |
| Regehr, Richie     | 2006-07                                    | 20                       | 1   | 3   | 4   | 6    | -                         | -  | -  | -   | -   | 49                  |
| Regehr, Robyn      | 1999-00 to 2007-08                         | 581                      | 25  | 96  | 121 | 591  | 41                        | 3  | 12 | 15  | 28  | 28                  |
| Reichel, Robert    | 1990-91 to 1996-97                         | 425                      | 153 | 201 | 354 | 217  | 26                        | 5  | 14 | 19  | 6   | 26                  |
| Reiersson, Dave    | 1988-89                                    | 2                        | 0   | 0   | 0   | 2    | -                         | -  | -  | -   | -   | 8                   |
| Reinhart, Paul     | 1979-80 to 1987-88                         | 517                      | 109 | 335 | 444 | 203  | 76                        | 21 | 51 | 72  | 38  | 23                  |
| Reinprecht, Steve  | 2003-04 to 2005-06                         | 96                       | 17  | 41  | 58  | 28   | -                         | -  | -  | -   | -   | 27                  |
| Ribble, Pat        | 1976-77 to 1978-79 &<br>1981-82 to 1982-83 | 203                      | 12  | 31  | 43  | 188  | 4                         | 0  | 1  | 1   | 8   | 23, 3, 22,<br>8, 28 |

# CALGARY FLAMES ALL TIME ROSTER

| PLAYER              | SEASONS                         | FLAMES<br>CAREER SCORING |     |     |     |      | PLAYOFF<br>CAREER SCORING |    |    |     |     | NO.      |
|---------------------|---------------------------------|--------------------------|-----|-----|-----|------|---------------------------|----|----|-----|-----|----------|
|                     |                                 | GP                       | G   | A   | PTS | PIM  | GP                        | G  | A  | PTS | PIM |          |
| Richard, Jacques    | 1972-73 to 1974-75              | 215                      | 57  | 46  | 103 | 108  | 4                         | 0  | 0  | 0   | 2   | 15       |
| Riggin, Pat         | 1979-80 to 1981-82              | 119                      | 0   | 6   | 6   | 11   | 14                        | 0  | 0  | 0   | 0   | 31, 1    |
| Rioux, Pierre       | 1982-83                         | 14                       | 1   | 2   | 3   | 4    | -                         | -  | -  | -   | -   | 32       |
| Risebrough, Doug    | 1982-83 to 1986-87              | 247                      | 68  | 101 | 169 | 583  | 50                        | 10 | 17 | 27  | 95  | 8        |
| Ritchie, Byron      | 2005-06 to 2006-07              | 109                      | 12  | 8   | 20  | 137  | 8                         | 0  | 0  | 0   | 10  | 15       |
| Roberts, Gary       | 1986-87 to 1995-96              | 585                      | 257 | 248 | 505 | 1736 | 58                        | 13 | 30 | 43  | 216 | 32, 10   |
| Roche, Dave         | 1998-99 to 1999-00              | 38                       | 3   | 3   | 6   | 49   | -                         | -  | -  | -   | -   | 25       |
| Rocheffort, Leon    | 1972-73 to 1973-74              | 110                      | 19  | 30  | 49  | 23   | -                         | -  | -  | -   | -   | 11       |
| Roloson, Dwayne     | 1996-97 to 1997-98              | 70                       | 0   | 4   | 4   | 12   | -                         | -  | -  | -   | -   | 30       |
| Romanchych, Larry   | 1972-73 to 1976-77              | 288                      | 68  | 95  | 163 | 100  | 7                         | 2  | 2  | 4   | 4   | 21, 9    |
| Rota, Darcy         | 1978-79 to 1979-80              | 57                       | 19  | 13  | 32  | 70   | 2                         | 0  | 1  | 1   | 26  | 18       |
| Russell, Phil       | 1978-79 to 1982-83              | 322                      | 29  | 103 | 132 | 469  | 34                        | 3  | 13 | 16  | 70  | 2, 3, 5  |
| St. Sauveur, Claude | 1975-76                         | 79                       | 24  | 24  | 48  | 23   | 2                         | 0  | 0  | 0   | 0   | 11       |
| Sabourin, Dany      | 2003-04                         | 4                        | 0   | 1   | 1   | 0    | -                         | -  | -  | -   | -   | 50       |
| Sabourin, Ken       | 1988-89 to 1990-91              | 27                       | 1   | 4   | 5   | 72   | 1                         | 0  | 0  | 0   | 0   | 23, 55   |
| Saprykin, Oleg      | 1999-00 to 2003-04              | 187                      | 29  | 47  | 76  | 132  | 26                        | 3  | 3  | 6   | 14  | 19       |
| Sarault, Yves       | 1995-96                         | 11                       | 2   | 1   | 3   | 4    | -                         | -  | -  | -   | -   | 36       |
| Sarich, Cory        | 2007-08                         | 80                       | 2   | 5   | 7   | 135  | 7                         | 0  | 1  | 1   | 4   | 6        |
| Sauve, Philippe     | 2005-06                         | 8                        | 0   | 0   | 0   | 21   | -                         | -  | -  | -   | -   | 30       |
| Savard, Marc        | 1999-00 to 2001-02              | 221                      | 60  | 94  | 154 | 158  | -                         | -  | -  | -   | -   | 27       |
| Schlegel, Brad      | 1993-94                         | 26                       | 1   | 6   | 7   | 4    | -                         | -  | -  | -   | -   | 21       |
| Schulte, Paxton     | 1996-97                         | 1                        | 0   | 0   | 0   | 2    | -                         | -  | -  | -   | -   | 35       |
| Scoville, Darrel    | 1999-00                         | 6                        | 0   | 0   | 0   | 2    | -                         | -  | -  | -   | -   | 2, 4, 45 |
| Seiling, Rod        | 1978-79                         | 36                       | 0   | 4   | 4   | 12   | 2                         | 0  | 0  | 0   | 0   | 15       |
| Shand, Dave         | 1976-77 to 1979-80              | 288                      | 14  | 63  | 77  | 324  | 11                        | 0  | 1  | 1   | 57  | 8        |
| Shannon, Darryl     | 1999-00                         | 27                       | 1   | 8   | 9   | 22   | -                         | -  | -  | -   | -   | 2        |
| Shantz, Jeff        | 1998-99 to 2001-02              | 256                      | 33  | 53  | 86  | 151  | -                         | -  | -  | -   | -   | 11       |
| Sharples, Scott     | 1991-92                         | 1                        | 0   | 0   | 0   | 0    | -                         | -  | -  | -   | -   | 1        |
| Sheehy, Neil        | 1983-84 to 1987-88<br>& 1991-92 | 222                      | 13  | 34  | 47  | 725  | 32                        | 0  | 2  | 2   | 104 | 5, 15    |
| Simard, Martin      | 1990-91 to 1991-92              | 37                       | 1   | 5   | 6   | 172  | -                         | -  | -  | -   | -   | 38, 13   |
| Simon, Chris        | 2003-04 to 2005-06              | 85                       | 11  | 16  | 27  | 119  | 22                        | 5  | 3  | 8   | 81  | 15, 17   |
| Simpson, Bobby      | 1976-77 to 1980-81              | 127                      | 23  | 18  | 41  | 94   | 4                         | 0  | 1  | 1   | 2   | 11, 22   |
| Simpson, Todd       | 1995-96 to 1998-99              | 214                      | 4   | 26  | 30  | 500  | -                         | -  | -  | -   | -   | 40, 27   |
| Skalde, Jarrod      | 1995-96                         | 1                        | 0   | 0   | 0   | 0    | -                         | -  | -  | -   | -   | 38       |
| Skrudland, Brian    | 1992-93                         | 16                       | 2   | 4   | 6   | 10   | 6                         | 0  | 3  | 3   | 12  | 39       |
| Sloan, Blake        | 2001-02 to 2002-03              | 74                       | 2   | 10  | 12  | 32   | -                         | -  | -  | -   | -   | 24       |
| Smith, Brad         | 1979-80 to 1980-81              | 49                       | 7   | 4   | 11  | 69   | -                         | -  | -  | -   | -   | 24, 18   |
| Smith, Mark         | 2007-08                         | 54                       | 1   | 3   | 4   | 59   | -                         | -  | -  | -   | -   | 16       |
| Smith, Steve        | 1998-99 to 2000-01              | 102                      | 1   | 20  | 21  | 139  | -                         | -  | -  | -   | -   | 55       |
| Smyth, Greg         | 1991-92 to 1992-93              | 42                       | 2   | 3   | 5   | 110  | -                         | -  | -  | -   | -   | 6        |
| Sonnenberg, Martin  | 2003-04                         | 5                        | 0   | 0   | 0   | 2    | -                         | -  | -  | -   | -   | 25       |
| Sorochan, Lee       | 1998-99 to 1999-00              | 3                        | 0   | 0   | 0   | 0    | -                         | -  | -  | -   | -   | 33, 32   |
| Stefaniuk, Morris   | 1972-73                         | 13                       | 1   | 1   | 2   | 2    | -                         | -  | -  | -   | -   | 19       |
| Stern, Ron          | 1990-91 to 1997-98              | 396                      | 59  | 66  | 125 | 1288 | 31                        | 6  | 6  | 12  | 85  | 22       |
| Stewart, John       | 1972-73 to 1973-74              | 142                      | 35  | 32  | 67  | 71   | 4                         | 0  | 0  | 0   | 10  | 17       |
| Stiles, Tony        | 1983-84                         | 30                       | 2   | 7   | 9   | 20   | -                         | -  | -  | -   | -   | 21       |
| Stillman, Cory      | 1994-95 to 2000-01              | 393                      | 109 | 126 | 235 | 192  | 2                         | 1  | 1  | 2   | 0   | 20, 16   |
| St. Louis, Martin   | 1998-99 to 1999-00              | 69                       | 4   | 16  | 20  | 32   | -                         | -  | -  | -   | -   | 46, 15   |
| Struch, David       | 1993-94                         | 4                        | 0   | 0   | 0   | 4    | -                         | -  | -  | -   | -   | 33       |
| Stuart, Brad        | 2006-07                         | 27                       | 0   | 5   | 5   | 18   | 6                         | 0  | 1  | 1   | 6   | 6        |
| Sullivan, Mike      | 1993-94 to 1996-97              | 205                      | 20  | 28  | 48  | 54   | 18                        | 4  | 6  | 10  | 10  | 32       |
| Sundblad, Niklas    | 1995-96                         | 2                        | 0   | 0   | 0   | 0    | -                         | -  | -  | -   | -   | 35       |

# CALGARY FLAMES ALL TIME ROSTER

| PLAYER            | SEASONS   | FLAMES CAREER SCORING |     |     |     |     | PLAYOFF CAREER SCORING |   |    |     |     | NO.        |
|-------------------|---|-----------------------|-----|-----|-----|-----|------------------------|---|----|-----|-----|------------|
|                   |   | GP                    | G   | A   | PTS | PIM | GP                     | G | A  | PTS | PIM |            |
| Suter, Gary       | 1985-86 to 1993-94                              | 617                   | 128 | 437 | 565 | 872 | 49                     | 6 | 33 | 39  | 66  | 20         |
| Sutter, Ron       | 2000-01   | 21                    | 1   | 3   | 4   | 12  | -                      | - | -  | -   | -   | 20         |
| Sweeney, Bob      | 1995-96   | 6                     | 1   | 1   | 2   | 6   | 2                      | 0 | 0  | 0   | 0   | 17         |
| Sweeney, Tim      | 1990-91 to 1991-92                              | 53                    | 8   | 11  | 19  | 12  | -                      | - | -  | -   | -   | 7          |
| Tabaracci, Rick   | 1994-95 to 1996-97 & 1997-98                    | 97                    | 0   | 4   | 4   | 22  | 4                      | 0 | 0  | 0   | 0   | 31         |
| Talafous, Dean    | 1974-75   | 18                    | 1   | 4   | 5   | 13  | -                      | - | -  | -   | -   | 24         |
| Tambellini, Steve | 1983-84 to 1984-85                              | 120                   | 34  | 20  | 54  | 20  | 2                      | 0 | 1  | 1   | 0   | 15         |
| Tanguay, Alex     | 2006-07 to 2007-08                              | 159                   | 40  | 99  | 139 | 92  | 13                     | 1 | 7  | 8   | 12  | 40         |
| Thompson, Rocky   | 1997-98 to 1998-99                              | 15                    | 0   | 0   | 0   | 86  | -                      | - | -  | -   | -   | 55,22      |
| Titov, German     | 1993-94 to 1997-98                              | 345                   | 107 | 121 | 228 | 142 | 18                     | 7 | 6  | 13  | 14  | 13         |
| Tkaczuk, Daniel   | 2000-01   | 19                    | 4   | 7   | 11  | 14  | -                      | - | -  | -   | -   | 18         |
| Tonelli, John     | 1985-86 to 1987-88                              | 161                   | 40  | 76  | 116 | 164 | 31                     | 9 | 14 | 23  | 61  | 27         |
| Torgaev, Pavel    | 1995-96 & 1999-00                               | 50                    | 6   | 12  | 18  | 18  | 1                      | 0 | 0  | 0   | 0   | 35, 18, 50 |
| Trefilov, Andrei  | 1992-93 to 1994-95 & 1998-99                    | 23                    | 0   | 0   | 0   | 6   | -                      | - | -  | -   | -   | 1, 35      |
| Turek, Roman      | 2001-02 to 2003-04                              | 152                   | 0   | 10  | 10  | 18  | 1                      | 0 | 0  | 0   | 0   | 1          |
| Turnbull, Randy   | 1981-82   | 1                     | 0   | 0   | 0   | 2   | -                      | - | -  | -   | -   | 22         |
| Unger, Garry      | 1979-80   | 79                    | 17  | 16  | 33  | 39  | 4                      | 0 | 3  | 3   | 2   | 17, 7      |
| Vail, Eric        | 1973-74 to 1981-82                              | 539                   | 206 | 246 | 452 | 246 | 20                     | 5 | 6  | 11  | 6   | 22, 25, 27 |
| Vandermeer, James | 2007-08   | 22                    | 0   | 2   | 2   | 41  | 7                      | 0 | 0  | 0   | 4   | 4          |
| Varlamov, Sergei  | 1997-98 & 1999-00                               | 8                     | 3   | 0   | 3   | 0   | -                      | - | -  | -   | -   | 24, 37     |
| Vernon, Mike      | 82-83 to 83-84, 85-86 to 93-94 & 00-01 to 01-02 | 526                   | 0   | 34  | 34  | 192 | 81                     | 0 | 3  | 3   | 18  | 30, 29     |
| Viitakoski, Vesa  | 1993-94 to 1995-96                              | 23                    | 2   | 4   | 6   | 8   | -                      | - | -  | -   | -   | 32, 19     |
| Volcan, Mickey    | 1983-84   | 19                    | 1   | 4   | 5   | 18  | -                      | - | -  | -   | -   | 5          |
| Walker, Howard    | 1982-83   | 3                     | 0   | 0   | 0   | 7   | -                      | - | -  | -   | -   | 12         |
| Walz, Wes         | 1993-94 to 1994-95                              | 92                    | 17  | 39  | 56  | 27  | 7                      | 3 | 0  | 3   | 2   | 17         |
| Wamsley, Rick     | 1987-88 to 1991-92                              | 111                   | 0   | 2   | 2   | 12  | 4                      | 0 | 0  | 0   | 0   | 31         |
| Wappel, Gord      | 1979-80 to 1981-82                              | 20                    | 1   | 1   | 2   | 10  | 2                      | 0 | 0  | 0   | 4   | 24, 2, 21  |
| Ward, Ed          | 1994-95 to 1998-99                              | 215                   | 16  | 24  | 40  | 284 | -                      | - | -  | -   | -   | 42         |
| Warrener, Rhett   | 2003-04 to 2007-08                              | 231                   | 11  | 26  | 37  | 239 | 37                     | 0 | 1  | 1   | 30  | 44         |
| Werenska, Brad    | 1999-00 to 2000-01                              | 45                    | 2   | 5   | 7   | 37  | -                      | - | -  | -   | -   | 33, 2      |
| Whitmore, Kay     | 2001-02   | 1                     | 0   | 0   | 0   | 0   | -                      | - | -  | -   | -   | 35         |
| Wiemer, Jason     | 1997-98 to 2000-01 & 2005-06                    | 252                   | 34  | 32  | 66  | 567 | -                      | - | -  | -   | -   | 24         |
| Wilm, Clarke      | 1998-99 to 2001-02                              | 303                   | 31  | 42  | 73  | 250 | -                      | - | -  | -   | -   | 23         |
| Wilson, Bert      | 1980-81   | 50                    | 5   | 7   | 12  | 94  | 1                      | 0 | 0  | 0   | 0   | 8          |
| Wilson, Carey     | 1983-84 to 1987-88 & 1990-91 to 1992-93         | 355                   | 102 | 161 | 263 | 160 | 32                     | 6 | 6  | 12  | 10  | 33         |
| Wilson, Rik       | 1985-86   | 2                     | 0   | 0   | 0   | 0   | -                      | - | -  | -   | -   | 32         |
| Wortman, Kevin    | 1993-94   | 5                     | 0   | 0   | 0   | 2   | -                      | - | -  | -   | -   | 34         |
| Wregget, Ken      | 1998-99   | 27                    | 0   | 1   | 1   | 8   | -                      | - | -  | -   | -   | 31         |
| Wright, Jamie     | 2001-02 to 2002-03                              | 63                    | 6   | 14  | 20  | 32  | -                      | - | -  | -   | -   | 18         |
| Yawney, Trent     | 1991-92 to 1995-96                              | 274                   | 11  | 45  | 56  | 368 | 19                     | 3 | 2  | 5   | 26  | 18, 8      |
| Yelle, Stephane   | 2002-03 to 2007-08                              | 339                   | 31  | 65  | 96  | 174 | 43                     | 6 | 3  | 9   | 32  | 11, 7      |
| Young, C.J.       | 1992-93   | 28                    | 3   | 2   | 5   | 20  | -                      | - | -  | -   | -   | 23         |
| Zaharko, Miles    | 1977-78   | 71                    | 1   | 19  | 20  | 26  | 1                      | 0 | 0  | 0   | 0   | 23         |
| Zalapski, Zarley  | 1993-94 to 1997-98                              | 178                   | 21  | 55  | 76  | 220 | 18                     | 0 | 8  | 8   | 16  | 33         |
| Zemlak, Richard   | 1991-92   | 5                     | 0   | 1   | 1   | 42  | -                      | - | -  | -   | -   | 21         |
| Zyuzin, Andrei    | 2006-07   | 49                    | 1   | 5   | 6   | 30  | 5                      | 1 | 0  | 1   | 2   | 7          |

# FLAMES ALL TIME SWEATER ROSTER

## 1

Myre, Phil . . . . . 1972-73 to 1977-78  
 Lemelin, Rejean . . . 1978-79 & 1986-87  
 Craig, Jim . . . . . 1979-80  
 Riggins, Pat . . . . . 1979-80 to 1981-82  
 Edwards, Don . . . . . 1982-83 to 1984-85  
 D'Amour, Marc . . . . . 1985-86  
 Guenette, Steve . . . 1989-90 to 1990-91  
 Sharples, Scott . . . . 1991-92  
 Trefilov, Andrei . . . . 1992-93 to 1994-95  
 Moss, Tyler . . . . . 1997-98  
 Garner, Tyrone . . . . . 1998-99  
 Turek, Roman . . . . . 2001-02 to 2003-04

## 2

Bennett, Curt. . . . . 1972-73 to 1977-78  
 . . . . . & 1979-80  
 Plager, Bill . . . . . 1972-73  
 Mohns, Doug . . . . . 1973-74  
 Gibbs, Barry . . . . . 1974-75 to 1977-78  
 Fox, Greg . . . . . 1977-78 to 1978-79  
 Russell, Phil. . . . . 1978-79 to 1982-83  
 Wappel, Gord . . . . . 1979-80 to 1981-82  
 Bourgeois, Charles 1981-82  
 MacInnis, Al . . . . . 1983-84 to 1993-94  
 Allison, Jamie . . . . . 1996-97 to 1997-98  
 Scoville, Darrel . . . . 1999-00  
 Shannon, Darryl . . . . 1999-00  
 Werenka, Brad . . . . . 2000-01  
 Letang, Alan . . . . . 2001-02  
 Commodore, Mike 2002-03 to 2003-04

## 3

Quinn, Pat . . . . . 1972-73 to 1976-77  
 Ribble, Pat . . . . . 1976-77 to 1978-79  
 . . . . . & 1981-82 to 1982-83  
 Russell, Phil. . . . . 1978-79 to 1982-83  
 Curtale, Tony . . . . . 1980-81  
 Konroyd, Steve . . . . . 1980-81 to 1985-86  
 Guy, Kevan . . . . . 1986-87 to 1987-88  
 Lessard, Rick . . . . . 1988-89 & 1990-91  
 Musil, Frank . . . . . 1990-91 to 1994-95  
 Patrick, James . . . . . 1995-96 to 1997-98  
 Gauthier, Denis . . . . 1998-99 to 2003-04  
 Phaneuf, Dion . . . . . 2005-06 to 2007-08

## 4

Price, Noel . . . . . 1972-73 to 1974-75  
 Mulhern, Richard . . . 1975-76 to 1978-79  
 Rautakallio, Pekka 1979-80 to 1981-82  
 Baxter, Paul . . . . . 1983-84 to 1986-87  
 McCrimmon, Brad 1987-88 to 1989-90  
 Kyte, Jim . . . . . 1990-91 to 1991-92  
 Dahl, Kevin . . . . . 1992-93 to 1995-96  
 . . . . . & 1997-98  
 Featherstone, Glen 1996-97  
 Helenius, Sami . . . . . 1998-99  
 Dollas, Bobby . . . . . 1999-00  
 Scoville, Darrel . . . . 1999-00  
 Belak, Wade . . . . . 2000-01  
 Eakins, Dallas . . . . . 2000-01 to 2001-02  
 Leopold, Jordan . . . . 2002-03 to 2003-04  
 Hamrlik, Roman . . . . 2005-06 to 2006-07  
 Vandermeer, Jim . . . . 2007-08

## 5

Harris, Ron . . . . . 1972-73  
 Bennett, Curt. . . . . 1972-73 to 1977-78

. . . . . & 1979-80  
 Redmond, Dick . . . . 1977-78  
 Marsh, Brad . . . . . 1978-79 to 1981-82  
 Russell, Phil. . . . . 1978-79 to 1982-83  
 Volcan, Mickey . . . . . 1983-84  
 Sheehy, Neil . . . . . 1983-84 to 1987-88  
 Murzyn, Dana . . . . . 1987-88 to 1990-91  
 Guy, Kevan . . . . . 1990-91 to 1991-92  
 Dahlquist, Chris . . . . 1992-93 to 1993-94  
 Patrick, James . . . . . 1994-95  
 Bouchard, Joel . . . . . 1995-96  
 Albelin, Tommy . . . . . 1995-96 to 2000-01  
 Montador, Steve . . . . 2002-03 to 2005-06  
 Giordano, Mark . . . . . 2005-06 to 2006-07

## 6

Paradise, Bob . . . . . 1972-73 to 1973-74  
 Lemieux, Jean . . . . . 1973-74 to 1975-76  
 Houston, Ken . . . . . 1975-76 to 1981-82  
 Dunn, Richie . . . . . 1982-83  
 Hanson, Keith . . . . . 1983-84  
 Cavallini, Gino . . . . . 1984-85 to 1985-86  
 Johnson, Terry . . . . . 1985-86  
 Engblom, Brian . . . . . 1986-87  
 Nattress, Ric . . . . . 1987-88 to 1991-92  
 Smyth, Greg . . . . . 1991-92 to 1992-93  
 Norwood, Lee . . . . . 1993-94  
 Wortman, Kevin . . . . . 1993-94  
 Patrick, James . . . . . 1993-94  
 Bouchard, Joel . . . . . 1996-97 to 1997-98  
 Housley, Phil . . . . . 1994-95 to 1995-96  
 . . . . . & 1998-99 to 2000-01  
 Boughner, Bob . . . . . 2001-02 to 2002-03  
 Leopold, Jordan . . . . . 2005-06  
 Stuart, Brad . . . . . 2006-07  
 Sarich, Cory . . . . . 2007-08

## 7

Manery, Randy . . . . . 1972-73 to 1976-77  
 Chouinard, Guy . . . . . 1974-75 to 1982-83  
 Lalonde, Bobby . . . . . 1977-78 to 1979-80  
 . . . . . & 1981-82  
 Unger, Gary . . . . . 1979-80  
 Holt, Randy . . . . . 1980-81 to 1981-82  
 Eaves, Mike . . . . . 1983-84 to 1985-86  
 Mullen, Joe . . . . . 1985-86 to 1989-90  
 Sweeney, Tim . . . . . 1990-91 to 1991-92  
 Petit, Michel . . . . . 1991-92 to 1993-94  
 Allison, Jamie . . . . . 1994-95  
 Konroyd, Steve . . . . . 1994-95  
 Huscroft, Jamie . . . . 1995-96 to 1996-97  
 Dingman, Chris . . . . . 1997-98 to 1998-99  
 Begin, Steve . . . . . 1999-00  
 Clark, Chris . . . . . 1999-00  
 Bureau, Marc . . . . . 1999-00  
 Kobasew, Chuck . . . . 2002-03 to 2003-04  
 Marchment, Bryan 2005-06  
 Zyuzin, Andrei . . . . . 2006-07  
 Yelle, Stephane . . . . . 2007-08

## 8

Morrison, Lew . . . . . 1972-73 to 1973-74  
 Harvey, Buster . . . . . 1974-75 to 1975-76  
 Kryskow, Dave . . . . . 1975-76  
 Shand, Dave . . . . . 1976-77 to 1979-80  
 Ribble, Pat . . . . . 1976-77 to 1978-79  
 . . . . . & 1981-82 to 1982-83  
 Wilson, Bert . . . . . 1980-81  
 Eloranta, Kari . . . . . 1981-82 to 1982-83  
 Risebrough, Doug 1982-83 to 1986-87  
 Reiersen, Dave . . . . . 1988-89  
 Yawney, Trent . . . . . 1995-96

# FLAMES ALL TIME SWEATER ROSTER

Helenius, Sami . . . 1996-97  
 Peluso, Mike . . . . . 1997-98  
 Bure, Valeri . . . . . 1997-98 to 2000-01  
 Buzek, Petr . . . . . 2001-02 to 2002-03  
 Ference, Brad . . . . . 2006-07  
 Eriksson, Anders . . 2007-08

## 9

McCreary, Keith . . . 1972-73 to 1974-75  
 Romanchych, Larry 1972-73 to 1976-77  
 Flett, Bill . . . . . 1975-76 to 1976-77  
 Pronovost, Jean . . . 1978-79 to 1979-80  
 Lever, Don . . . . . 1974-75 to 1981-82  
 Cyr, Denis . . . . . 1980-81 to 1982-83  
 McDonald, Lanny . . 1981-82 to 1988-89

## 10

Gratton, Norm . . . . 1972-73  
 Deadmarsh, Butch . 1972-73 to 1973-74  
 Byers, Jerry . . . . . 1974-75  
 Chouinard, Guy . . . 1974-75 to 1982-83  
 Meehan, Gerry . . . . 1974-75 to 1975-76  
 Mercredi, Vic . . . . 1974-75  
 Clement, Bill . . . . 1975-76 to 1981-82  
 Mokosak, Carl . . . . 1981-82 to 1982-83  
 Quinn, Dan . . . . . 1983-84 to 1986-87  
 Roberts, Gary . . . . 1986-87 to 1995-96  
 Lowry, Dave . . . . . 2000-01 to 2003-04  
 Amonte, Tony . . . . 2005-06 to 2006-07

## 11

Hogoboam, Bill . . . 1972-73  
 Rochefort, Leon . . . 1972-73 to 1973-74  
 St. Sauveur, Claude 1975-76  
 Simpson, Bobby . . . 1976-77 to 1980-81  
 MacMillan, Bob . . . 1977-78 to 1981-82  
 Lalonde, Bobby . . . 1977-78 to 1979-80  
 . . . . . & 1981-82  
 MacInnis, Al . . . . . 1981-82  
 Christoff, Steve . . . 1982-83  
 Patterson, Colin . . . 1983-84 to 1990-91  
 Leeman, Gary . . . . 1991-92 to 1992-93  
 Lindberg, Chris . . . 1992-93  
 Kisio, Kelly . . . . . 1993-94 to 1994-95  
 Conacher, Pat . . . . 1995-96  
 Landry, Eric . . . . . 1997-98  
 Shantz, Jeff . . . . . 1998-99 to 2001-02  
 Yelle, Stephane . . . 2002-03 to 2006-07  
 Nolan, Owen . . . . . 2007-08

## 12

Hicke, Ernie . . . . . 1972-73  
 Lysiak, Tom . . . . . 1973-74 to 1978-79  
 Boldirev, Ivan . . . . 1978-79 to 1979-80  
 Lever, Don . . . . . 1979-80 to 1981-82  
 Cyr, Denis . . . . . 1980-81 to 1982-83  
 Harrer, Tim . . . . . 1982-83  
 Walker, Howard . . . 1982-83  
 Loob, Hakan . . . . . 1983-84 to 1988-89  
 Fenton, Paul . . . . . 1990-91  
 Kruse, Paul . . . . . 1991-92 to 1996-97  
 Iginla, Jarome . . . . 1996-97 to 2007-08

## 13

Simard, Martin . . . . 1990-91 to 1991-92  
 Heaphy, Shawn . . . . 1992-93  
 Titov, German . . . . 1993-94 to 1997-98

## 14

Arnason, Chuck . . . 1973-74  
 McDonough, Al . . . 1973-74  
 Ecclestone, Tim . . . 1974-75 to 1977-78  
 Carr, Gene . . . . . 1978-79  
 Nilsson, Kent . . . . 1979-80 to 1984-85  
 Bradley, Brian . . . . 1985-86 to 1987-88  
 Fleury, Theoren . . . 1988-89 to 1998-99

## 15

Richard, Jacques . . 1972-73 to 1974-75  
 Bowness, Rick . . . 1975-76 to 1976-77  
 Selling, Rod . . . . . 1978-79  
 Gorman, Dave . . . . 1979-80  
 Henderson, Paul . . . 1979-80  
 Lavallee, Kevin . . . 1980-81 to 1982-83  
 Tambellini, Steve . . 1983-84 to 1984-85  
 Bartel, Robin . . . . . 1985-86  
 Churla, Shane . . . . 1987-88 to 1988-89  
 Chernomaz, Richard 1987-88 to 1988-89  
 Sheehy, Neil . . . . . 1991-92  
 Ashton, Brent . . . . 1992-93  
 McCarthy, Sandy . . 1993-94 to 1997-98  
 St. Louis, Martin . . 1999-00  
 Fata, Rico . . . . . 1999-00 to 2000-01  
 Betts, Blair . . . . . 2001-02 to 2003-04  
 Simon, Chris . . . . . 2003-04  
 Ritchie, Byron . . . . 2005-06 to 2006-07

## 16

Leiter, Bobby . . . . . 1972-73 to 1974-75  
 Chouinard, Guy . . . 1974-75 to 1981-82  
 Jackson, Jim . . . . . 1982-83 to 1984-85  
 Lamb, Mark . . . . . 1985-86  
 Hull, Brett . . . . . 1985-86 to 1987-88  
 Priakin, Sergei . . . . 1988-89 to 1990-91  
 Chernomaz, Richard 1991-92  
 Berube, Craig . . . . 1991-92 to 1992-93  
 Freer, Mark . . . . . 1993-94  
 Greig, Mark . . . . . 1994-95  
 Borschevsky, Nikolai 1994-95  
 Stillman, Cory . . . . 1995-96 to 2000-01  
 Berube, Craig . . . . 1991-92 to 1992-93  
 . . . . . & 2001-02 to 2002-03  
 Donovan, Shean . . . 2002-03 to 2005-06  
 Friesen, Jeff . . . . . 2006-07  
 Smith, Mark . . . . . 2007-08

## 17

Stewart, John . . . . 1972-73 to 1973-74  
 Graves, Hilliard . . . 1974-75 to 1976-77  
 Laurence, Red . . . . 1978-79  
 Unger, Garry . . . . . 1979-80  
 Adduono, Rick . . . . 1979-80  
 Hislop, Jamie . . . . 1980-81 to 1983-84  
 Eaves, Mike . . . . . 1985-86  
 Hrdina, Jiri . . . . . 1987-88 to 1990-91  
 Habscheid, Marc . . . 1991-92  
 Walz, Wes . . . . . 1993-94 to 1994-95  
 Hlushko, Todd . . . . 1995-96  
 Sweeney, Bob . . . . 1995-96  
 Domenichelli, Hnat 1996-97 to 1999-00  
 Botterill, Jason . . . . 1999-00  
 Krivokrasov, Sergei 1999-00  
 Clark, Chris . . . . . 1999-00 to 2003-04  
 Simon, Chris . . . . . 2005-06  
 Godard, Eric . . . . . 2007-08

## 18

Comeau, Rey . . . . . 1972-73 to 1977-78  
 O'Flaherty, Gerry . . 1978-79  
 Rota, Darcy . . . . . 1978-79 to 1979-80  
 Smith, Brad . . . . . 1979-80 to 1980-81



# FLAMES ALL TIME SWEATER ROSTER

Hindmarch, Dave . 1980-81 to 1984-85  
 Nieuwendyk, Joe . 1986-87  
 Bucyk, Randy . . . . . 1987-88  
 Coxe, Craig . . . . . 1987-88  
 Grimson, Stu . . . . . 1988-89 to 1989-90  
 Bergqvist, Jonas . . 1989-90  
 Kruse, Paul . . . . . 1990-91  
 Yawney, Trent . . . . 1991-92 to 1994-95  
 Torgajev, Pavel . . . . 1995-96  
 McInnis, Marty . . . . 1996-97 to 1998-99  
 Dubinsky, Steve . . . . 1998-99 to 1999-00  
 Tkaczuk, Daniel . . . . 2000-01  
 Wright, Jamie . . . . . 2001-02 to 2002-03  
 Drury, Chris . . . . . 2002-03  
 Lombardi, Matthew 2003-04 to 2007-08

## 19

Brown, Arnie . . . . . 1972-73 to 1973-74  
 Stefaniw, Morris . . . 1972-73  
 Kea, Ed . . . . . 1973-74 to 1978-79  
 Henderson, Paul . . . 1979-80  
 Gould, Bob . . . . . 1979-80 to 1981-82  
 Mokosak, Carl . . . . . 1981-82 to 1982-83  
 Eakin, Bruce . . . . . 1981-82  
 Hunter, Tim . . . . . 1981-82 to 1991-92  
 Harkins, Todd . . . . . 1992-93  
 Haas, David . . . . . 1993-94  
 Viitakoski, Vesa . . . . 1993-94 to 1995-96  
 O'Sullivan, Chris . . . 1996-97 to 1998-99  
 Saprykin, Oleg . . . . . 1999-00 to 2003-04  
 Kobasew, Chuck . . . . 2005-06 to 2006-07  
 Primeau, Wayne . . . . 2006-07 to 2007-08

## 20

MacMillan, Bill . . . . 1972-73  
 Hextall, Bryan . . . . . 1973-74 to 1974-75  
 Lemieux, Jean . . . . . 1973-74 to 1975-76  
 Lemieux, Richard . . . 1975-76  
 Kryskow, Dave . . . . . 1975-76  
 Murdoch, Bob . . . . . 1978-79 to 1981-82  
 Eloranta, Kari . . . . . 1981-82 to 1984-85  
 Suter, Gary . . . . . 1985-86 to 1993-94  
 Stillman, Cory . . . . . 1994-95  
 Evason, Dean . . . . . 1995-96  
 Hlushko, Todd . . . . . 1996-97 to 1997-98  
 Corbet, Rene . . . . . 1998-99 to 1999-00  
 Murray, Marty . . . . . 2000-01  
 Eakins, Dallas . . . . . 2000-01  
 Sutter, Ron . . . . . 2000-01  
 Botterill, Jason . . . . . 2001-02  
 Johansson, Mathias 2002-03  
 Loyns, Lynn . . . . . 2003-04  
 Huselius, Kristian . . 2005-06 to 2007-08

## 21

Romanchych, Larry 1972-73 to 1976-77  
 Gould, John . . . . . 1976-77 to 1978-79  
 Wappel, Gord . . . . . 1979-80 to 1981-82  
 Ingarfield, Earl Jr. . . 1979-80 to 1980-81  
 Labraaten, Dan . . . . . 1980-81 to 1981-82  
 Jalonen, Kari . . . . . 1982-83 to 1983-84  
 Stiles, Tony . . . . . 1983-84  
 Berezan, Perry . . . . . 1984-85 to 1988-89  
 Johansson, Roger . . . 1989-90 to 1990-91  
 Zemlak, Richard . . . . 1991-92  
 Godnyuk, Alexander 1991-92 to 1992-93  
 Schlegel, Brad . . . . . 1993-94  
 Chiasson, Steve . . . . . 1994-95 to 1996-97  
 Cassels, Andrew . . . . 1997-98 to 1998-99

Johansson, Andreas 1999-00  
 Hay, Dwayne . . . . . 2000-01  
 Ference, Andrew . . . . 2002-03 to 2006-07  
 Hale, David . . . . . 2006-07 to 2007-08

## 22

Picard, Noel . . . . . 1972-73  
 Vail, Eric . . . . . 1973-74 to 1981-82  
 Bialowas, Dwight . . . 1973-74 to 1974-75  
 Plett, Willi . . . . . 1975-76 to 1981-82  
 Ribble, Pat . . . . . 1976-77 to 1978-79  
 . . . . . & 1981-82 to 1982-83  
 Simpson, Bobby . . . . 1976-77 to 1980-81  
 Marsh, Brad . . . . . 1978-79 to 1981-82  
 Gould, Bob . . . . . 1979-80 to 1981-82  
 Wappel, Gord . . . . . 1979-80 to 1981-82  
 Turnbull, Randy . . . . 1981-82  
 MacInnis, Al . . . . . 1982-83  
 Eakin, Bruce . . . . . 1983-84  
 Kromm, Richard . . . . 1983-84 to 1985-86  
 Fotiu, Nick . . . . . 1985-86 to 1986-87  
 Bullard, Mike . . . . . 1986-87 to 1987-88  
 Hunter, Mark . . . . . 1988-89 to 1990-91  
 Stern, Ron . . . . . 1990-91 to 1997-98  
 Thompson, Rocky . . . . 1998-99  
 Lindsay, Bill . . . . . 1999-00 to 2000-01  
 Conroy, Craig . . . . . 2000-01 to 2003-04  
 Langkow, Daymond . . . 2005-06 to 2007-08

## 23

Murray, Bob . . . . . 1973-74 to 1974-75  
 Carriere, Larry . . . . . 1975-76 to 1976-77  
 Ribble, Pat . . . . . 1976-77 to 1978-79  
 . . . . . & 1981-82 to 1982-83  
 Zaharko, Miles . . . . . 1977-78  
 Reinhart, Paul . . . . . 1979-80 to 1987-88  
 Sabourin, Ken . . . . . 1988-89  
 Matteau, Stephane 1990-91 to 1991-92  
 Berube, Craig . . . . . 1991-92  
 Markwart, Nevin . . . . 1991-92  
 Young, C.J. . . . . 1992-93  
 Paslawski, Greg . . . . . 1992-93 to 1993-94  
 Kennedy, Sheldon . . . . 1994-95 to 1995-96  
 Gavey, Aaron . . . . . 1996-97 to 1997-98  
 Wilm, Clarke . . . . . 1998-99 to 2001-02  
 Gelinat, Martin . . . . . 2002-03 to 2003-04  
 Nystrom, Eric . . . . . 2007-08

## 24

Ketter, Kerry . . . . . 1972-73  
 Martineau, Don . . . . . 1973-74  
 Kea, Ed . . . . . 1973-74 to 1978-79  
 Talafous, Dean . . . . . 1974-75  
 Botting, Cam . . . . . 1975-76  
 Houston, Ken . . . . . 1975-76 to 1981-82  
 Phillipoff, Harold . . . 1977-78 to 1978-79  
 Beaudoin, Serge . . . . . 1979-80  
 Wappel, Gord . . . . . 1979-80  
 Smith, Brad . . . . . 1979-80  
 Peplinski, Jim . . . . . 1980-81 to 1989-90  
 . . . . . & 1994-95  
 Iginla, Jarome . . . . . 1995-96 to 1996-97  
 Gauthier, Denis . . . . . 1997-98  
 Hentunen, Jukka . . . . . 2001-02  
 Sloan, Blake . . . . . 2001-02 to 2002-03  
 Nieminen, Ville . . . . . 2003-04  
 Wiemer, Jason . . . . . 1997-98 to 2000-01  
 . . . . . & 2005-06

# FLAMES ALL TIME SWEATER ROSTER

Lundmark, Jamie . 2005-06  
 Conroy, Craig . . . . 2006-07 to 2007-08

## 25

Vail, Eric . . . . . 1973-74 to 1981-82  
 Plett, Willi . . . . . 1975-76 to 1981-82  
 Meredith, Greg . . . 1982-83  
 Eakin, Bruce . . . . 1983-84 to 1984-85  
 Courteau, Yves . . . 1984-85  
 Bullard, Mike . . . . 1986-87 to 1987-88  
 Nieuwendyk, Joe . . 1986-87 to 1994-95  
 Roche, Dave . . . . 1998-99 to 1999-00  
 Krivokrasov, Sergei 1999-00  
 Andersson, Niklas . 2000-01  
 Kravchuk, Igor . . . 2000-01 to 2001-02  
 Sonnenberg, Martin 2003-04  
 McCarty, Darren . . 2005-06 to 2006-07  
 Moss, David . . . . 2007-08

## 26

McKendry, Alex . . . 1980-81  
 Dwyer, Mike . . . . 1980-81 to 1981-82  
 Bridgman, Mel . . . 1981-82 to 1982-83  
 Bozek, Steve . . . . 1983-84 to 1987-88  
 Ranheim, Paul . . . 1988-89  
 Korn, Jim . . . . . 1989-90  
 Reichel, Robert . . 1990-91 to 1994-95  
 . . . . . & 1996-97  
 Kohn, Ladislav . . . 1997-98  
 Nylander, Michael . 1998-99  
 Landry, Eric . . . . 1998-99  
 Begin, Steve . . . . 1999-00 to 2001-02  
 Brigley, Travis . . . 1999-00  
 Clark, Chris . . . . 1999-00  
 Eakins, Dallas . . . 2000-01  
 Begin, Steve . . . . 1999-00 to 2002-03  
 Green, Josh . . . . 2003-04  
 Nilson, Marcus . . . 2003-04 to 2007-08

## 27

Vail, Eric . . . . . 1973-74 to 1981-82  
 Beers, Eddy . . . . 1981-82 to 1985-86  
 Hampson, Gord . . 1982-83  
 Tonelli, John . . . . 1985-86 to 1987-88  
 MacLellan, Brian . . 1988-89 to 1990-91  
 Forslund, Tomas . . 1991-92 to 1992-93  
 Drury, Ted . . . . . 1993-94  
 Morrow, Scott . . . 1994-95  
 Simpson, Todd . . . 1995-96 to 1998-99  
 Savard, Marc . . . . 1999-00 to 2002-03  
 Berube, Craig . . . . 2002-03  
 Reinprecht, Steve . 2003-04 to 2005-06  
 Leclerc, Mike . . . . 2005-06

## 28

Ribble, Pat . . . . . 1976-77 to 1978-79  
 . . . . . & 1981-82 to 1982-83  
 McAdam, Gary . . . 1981-82  
 Bourgeois, Charles 1981-82 to 1985-86  
 DeGray, Dale . . . . 1985-86 to 1986-87  
 Bodak, Bob . . . . . 1987-88  
 Ranheim, Paul . . . 1988-89 to 1993-94  
 Nieckar, Barry . . . 1994-95  
 Esau, Len . . . . . 1994-95  
 Murray, Marty . . . 1995-96 to 1997-98  
 Bassen, Bob . . . . 1998-99  
 Regehr, Robyn . . . 1999-00 to 2007-08

## 29

Dwyer, Mike . . . . 1980-81 to 1981-82

Meredith, Greg . . . 1980-81  
 Bernhardt, Tim . . . 1982-83  
 Brubaker, Jeff . . . 1983-84  
 Otto, Joel . . . . . 1984-85 to 1994-95  
 Hulse, Cale . . . . . 1995-96 to 1996-97  
 Andersson, Erik . . 1997-98  
 Karpenko, Igor . . . 1998-99  
 Belak, Wade . . . . 1998-99 to 1999-00  
 Vernon, Mike . . . . 2000-01 to 2001-02  
 McLennan, Jamie . . 2003-04 & 2006-07

## 30

Bouchard, Dan . . . 1972-73 to 1980-81  
 Vernon, Mike . . . . 1982-83 to 1983-84  
 . . . . . & 1985-86 to 1993-94  
 Roloson, Dwayne . . 1996-97 to 1997-98  
 Moss, Tyler . . . . . 1998-99  
 Brochu, Martin . . . 2000-01

## 31

Belanger, Yves . . . 1977-78 to 1978-79  
 Lemelin, Rejean . . 1978-79 to 1986-87  
 Riggan, Pat . . . . . 1979-80 to 1981-82  
 Wamsley, Rick . . . 1987-88 to 1991-92  
 Muzzatti, Jason . . 1993-94  
 Tabaracci, Rick . . . 1994-95 to 1997-98  
 Wregget, Ken . . . . 1998-99  
 Fuhr, Grant . . . . . 1999-00  
 Szuper, Levente . . 2002-03  
 Joseph, Curtis . . . 2007-08  
 McElhinney, Curtis 2007-08

## 32

Rioux, Pierre . . . . 1982-83  
 Eakin, Bruce . . . . 1983-84 to 1984-85  
 Bolduc, Dan . . . . 1983-84  
 Wilson, Rik . . . . . 1985-86  
 Eloranta, Kari . . . . 1985-86  
 Roberts, Gary . . . . 1986-87  
 Glynn, Brian . . . . 1987-88 & 1989-90  
 Lessard, Rick . . . . 1988-89 & 1990-91  
 Olsen, Darryl . . . . 1991-92  
 Lindberg, Chris . . 1991-92 to 1992-93  
 Viitakoski, Vesa . . 1993-94  
 Sullivan, Mike . . . 1993-94 to 1996-97  
 Sorochan, Lee . . . . 1999-00  
 Lydman, Toni . . . . 2000-01 to 2003-04  
 Hulse, Cale . . . . . 1997-98 to 1999-00  
 . . . . . & 2005-06

## 33

Wilson, Carey . . . . 1983-84 to 1987-88  
 . . . . . & 1990-91 to 1992-93  
 Chernomaz, Richard 1987-88 to 1988-89  
 Bureau, Marc . . . . 1989-90 to 1990-91  
 Struch, David . . . . 1993-94  
 Zalapski, Zarley . . 1993-94 to 1997-98  
 Pankewicz, Greg . . 1998-99  
 Sorochan, Lee . . . . 1998-99  
 Begin, Steve . . . . 1999-00  
 Werenka, Brad . . . 1999-00  
 Allison, Jamie . . . 2001-02  
 McLennan, Jamie . . 2002-03  
 Oliwa, Krzysztof . . 2003-04  
 Aucoin, Adrian . . . 2007-08

## 34

Macoun, Jamie . . . 1982-83 to 1991-92  
 Johansson, Roger . 1992-93  
 Miller, Brad . . . . . 1993-94  
 Wortman, Kevin . . 1993-94  
 Bouchard, Joel . . . 1994-95 to 1995-96  
 Millen, Corey . . . . 1995-96 to 1996-97

# FLAMES ALL TIME SWEATER ROSTER

Dowd, Jim . . . . . 1997-98  
 Malgunas, Stewart 1999-00  
 Kiprusoff, Miikka . . 2003-04 to 2007-08

## 35

Grimson, Stu . . . . . 1988-89 to 1989-90  
 Reese, Jeff . . . . . 1991-92 to 1993-94  
 Eisenhut, Neil . . . . 1994-95  
 Torgajev, Pavel . . . . 1995-96  
 Sundblad, Niklas . . . 1995-96  
 Schulte, Paxton . . . . 1996-97  
 Trefilov, Andrei . . . . 1998-99  
 Whitmore, Kay . . . . . 2001-02  
 Krahn, Brent . . . . . 2003-04

## 36

Dadswell, Doug . . . . 1986-87 to 1987-88  
 Muzzatti, Jason . . . . 1992-93 to 1994-95  
 Esau, Len . . . . . 1993-94  
 Sarault, Yves . . . . . 1995-96  
 Racine, Yves . . . . . 1996-97  
 Charron, Eric . . . . . 1999-00  
 Petrovicky, Ronald 2000-01 to 2001-02  
 Mottau, Mike . . . . . 2002-03  
 Keetley, Matt . . . . . 2007-08

## 37

Harkins, Todd . . . . . 1991-92  
 Kidd, Trevor . . . . . 1991-92 to 1996-97  
 Gagner, Tyrone . . . . 1997-98  
 Gratton, Benoit . . . . 1999-00  
 Varlamov, Sergei . . . . 1999-00  
 Drury, Chris . . . . . 2002-03  
 McAmmond, Dean 2001-02 & 2003-04  
 Prust, Brandon . . . . 2006-07

## 38

Simard, Martin . . . . . 1990-91 to 1991-92  
 Lebeau, Patrick . . . . 1992-93  
 Cowan, Jeff . . . . . 1999-00 to 2001-02  
 Dome, Robert . . . . . 2002-03

## 39

Ahola, Peter . . . . . 1993-94  
 Hlushko, Todd . . . . . 1994-95  
 Ferguson, Craig . . . . 1995-96  
 Skalde, Jarrod . . . . . 1995-96  
 Lakovic, Sasha . . . . . 1996-97  
 Charron, Eric . . . . . 1997-98 to 1998-99  
 Gilmour, Doug . . . . . 1988-89 to 1991-92  
 Skrudland, Brian . . . . 1992-93  
 Kecmer, Dan . . . . . 1993-94 to 1995-96  
 Gratton, Benoit . . . . 1999-00 to 2000-01  
 Christie, Ryan . . . . . 2001-02  
 Germyn, Carson . . . . 2005-06 to 2006-07

## 40

Simpson, Todd . . . . . 1995-96  
 Brathwaite, Fred . . . . 1998-99 to 2000-01  
 Nichol, Scott . . . . . 2001-02 to 2002-03  
 Tanguay, Alex . . . . . 2006-07 to 2007-08

## 41

May, Alan . . . . . 1994-95  
 McTavish, Dale . . . . . 1996-97  
 Boyd, Dustin . . . . . 2006-07 to 2007-08

## 42

Makarov, Sergei . . . . 1989-90 to 1992-93  
 Larose, Guy . . . . . 1993-94

Ward, Ed . . . . . 1994-95 to 1998-99  
 DuPont, Micki . . . . . 2001-02 to 2002-03

## 43

Brigley, Travis . . . . . 1997-98  
 Kohn, Ladislav . . . . . 2002-03

## 44

Hoglund, Jonas . . . . . 1996-97  
 Fata, Rico . . . . . 1998-99  
 Niedermayer, Rob 2001-02 to 2002-03  
 Warrener, Rhett . . . . 2003-04 to 20067-08

## 45

Murray, Marty . . . . . 1995-96  
 Lemieux, Jocelyn . . . . 1995-96  
 Jantunen, Marko . . . . 1996-97  
 Scoville, Darrel . . . . . 1999-00

## 46

Kohn, Ladislav . . . . . 1995-96  
 St. Louis, Martin . . . . 1998-99  
 Morgan, Jason . . . . . 2003-04  
 Giordano, Mark . . . . . 2005-06 to 2006-07

## 47

Lapointe, Claude . . . . 1995-96  
 Giguere, J.S. . . . . 1998-99 o 1999-00  
 Ramholt, Tim . . . . . 2007-08

## 49

Lombardi, Matthew 2003-04  
 Regehr, Richie . . . . . 2005-06to 2006-07

## 50

Torgajev, Pavel . . . . . 1999-00  
 Sabourin, Dany . . . . . 2002-03 to 2003-04

## 51

Gagner, Dave . . . . . 1996-97  
 Mrozik, Rick . . . . . 2002-03

## 53

Morris, Derek . . . . . 1997-98 to 2001-02

## 55

Ramage, Rob . . . . . 1987-88 to 1988-89  
 Sabourin, Ken . . . . . 1990-91  
 Osiecki, Mark . . . . . 1991-92  
 Miller, Brad . . . . . 1993-94  
 Thompson, Rocky 1997-98  
 Smith, Steve . . . . . 1998-99 to 2000-01

## 57

Begin, Steve . . . . . 1997-98  
 Maki, Tomi . . . . . 2006-07

## 58

Varlamov, Sergei . . . . 1997-98  
 Montador, Steve . . . . 2001-02  
 Moss, David . . . . . 2006-07

## 62

Fata, Rico . . . . . 1998-99  
 Nazarov, Andrei . . . . 1998-99 to 1999-00

## 92

Nylander, Michael . . . . 1993-94 to 1997-98

## 2008-09 NHL ON-ICE OFFICIALS

### REFEREES

|                                  |    |
|----------------------------------|----|
| Auger, Stephane.....             | 15 |
| Banfield, David (MLR).....       | 44 |
| Ciamaga, Chris (MLR) .....       | 41 |
| Devorski, Paul .....             | 10 |
| Dwyer, Gord.....                 | 19 |
| Fraser, Kerry .....              | 2  |
| Furlatt, Eric .....              | 27 |
| Hasenfratz, Mike .....           | 30 |
| Hebert, Ghislain (MLR) .....     | 49 |
| Jackson, Dave.....               | 8  |
| Joannette, Marc .....            | 25 |
| Kimmerly, Greg.....              | 18 |
| Koharski, Don.....               | 12 |
| Kowal, Tom .....                 | 32 |
| Kozari, Steve .....              | 40 |
| LaRue, Dennis .....              | 14 |
| L'Ecuyer, Frederick (MLR).....   | 48 |
| Lee, Chris .....                 | 28 |
| Leggo, Mike.....                 | 3  |
| Marouelli, Dan .....             | 6  |
| Martell, Rob .....               | 26 |
| McCauley, Wes .....              | 4  |
| McCreary, Bill .....             | 7  |
| Meier, Brad .....                | 34 |
| Morton, Dean .....               | 36 |
| O'Halloran, Dan .....            | 13 |
| O'Rourke, Dan .....              | 42 |
| Peel, Tim.....                   | 20 |
| Pochmara, Brian.....             | 43 |
| Pollock, Kevin.....              | 33 |
| Rehman, Kyle (MLR).....          | 37 |
| Rooney, Chris .....              | 5  |
| St-Laurent, Francois (MLR) ..... | 38 |
| St. Pierre, Justin .....         | 45 |
| Shick, Rob.....                  | 16 |
| Sutherland, Kelly .....          | 11 |
| Van Massenhoven, Don.....        | 21 |
| Walsh, Ian.....                  | 29 |
| Watson, Brad.....                | 23 |

### LINESMEN

|                         |    |
|-------------------------|----|
| Amell, Derek .....      | 75 |
| Barton, Steve.....      | 59 |
| Brisebois, David .....  | 96 |
| Cameron, Lonnie.....    | 74 |
| Champoux, Pierre.....   | 67 |
| Cherrey, Scott .....    | 50 |
| Cormier, Michel .....   | 76 |
| Cvik, Mike.....         | 88 |
| Devorski, Greg.....     | 54 |
| Driscoll, Scott.....    | 68 |
| Galloway, Ryan.....     | 82 |
| Gibbs, Darren .....     | 66 |
| Henderson, Don .....    | 91 |
| Heyer, Shane .....      | 55 |
| Kovachik, Brad.....     | 71 |
| Lazarowich, Brad.....   | 86 |
| Mach, Brian .....       | 78 |
| McElman, Andy .....     | 90 |
| Miller, Steve .....     | 89 |
| Morin, Jean.....        | 97 |
| Murphy, Brian .....     | 93 |
| Murray, Jonny.....      | 95 |
| Nansen, Derek.....      | 70 |
| Nelson, Thor .....      | 80 |
| Nowak, Tim .....        | 77 |
| Pare, Mark .....        | 79 |
| Racicot, Pierre.....    | 65 |
| Rody, Vaughan .....     | 73 |
| Schachte, Dan .....     | 47 |
| Seitz, Lyle .....       | 61 |
| Sericolo, Anthony ..... | 84 |
| Sharrers, Jay .....     | 57 |
| Shewchyk, Mark.....     | 92 |
| Wheler, Mark.....       | 56 |





# QUAD CITY FLAMES

1201 River Drive  
Moline, IL 61265  
Phone: (309) 764-7825  
Fax: (309) 764-7858

Web Site: [www.qcflames.com](http://www.qcflames.com)



## QUAD CITY FLAMES DIRECTORY

|  |   |
|--|---|
| Owners . . .   | Dennis Voss, Dave Arnold, Robert Bryd, Kerry and Lisa Panozzo, Kevin Murphy |
| Chief Executive Officer . . . . .                    | Neil Bossola  |
| Head Coach . . . . .                                 | Ryan McGill   |
| Assistant Coach . . . . .                            | Scott Allen   |
| Athletic Trainer . . . . .                           | D.J. Amadio   |
| Equipment Manager . . . . .                          | Matt Broyles  |
| Director of Media Relations & Broadcasting . . . . . | Aaron Roof  |
| Director of Marketing and Promotions . . . . .       | Michael Peterson  |
| Merchandising Manager . . . . .                      | Josh Morse  |
| Controller . . . . .                                 | Caren Lindahl   |
| Operations Manager . . . . .                         | Katie Bonick  |
| Ticket Sales Representative . . . . .                | Olivia Heaton   |

### 2007-08 AHL FINAL STANDINGS

#### EASTERN CONFERENCE

| Atlantic Division | GP | W  | L  | OTL | SOL | PTS | GF  | GA  |
|-------------------|----|----|----|-----|-----|-----|-----|-----|
| 1. y Providence   | 80 | 55 | 18 | 3   | 4   | 117 | 280 | 206 |
| 2. x Hartford     | 80 | 50 | 20 | 2   | 8   | 110 | 266 | 198 |
| 3. x Portland     | 80 | 45 | 26 | 5   | 4   | 99  | 238 | 215 |
| 4. x Manchester   | 80 | 39 | 31 | 5   | 5   | 88  | 240 | 228 |
| 5. Springfield    | 80 | 35 | 35 | 5   | 5   | 80  | 214 | 257 |
| 6. Worcester      | 80 | 32 | 37 | 5   | 6   | 75  | 216 | 258 |
| 7. Lowell Devils  | 80 | 25 | 43 | 7   | 5   | 62  | 183 | 270 |

| East Division     | GP | W  | L  | OTL | SOL | PTS | GF  | GA  |
|-------------------|----|----|----|-----|-----|-----|-----|-----|
| 1. y Wilkes-Barre | 80 | 47 | 26 | 3   | 4   | 101 | 223 | 187 |
| 2. x Philadelphia | 80 | 46 | 27 | 4   | 3   | 99  | 236 | 212 |
| 3. x Albany       | 80 | 43 | 30 | 3   | 4   | 93  | 213 | 198 |
| 4. x Hershey      | 80 | 42 | 30 | 2   | 6   | 92  | 253 | 247 |
| 5. Bridgeport     | 80 | 40 | 36 | 1   | 3   | 84  | 225 | 240 |
| 6. Binghamton     | 80 | 34 | 32 | 9   | 5   | 82  | 225 | 248 |
| 7. Norfolk        | 80 | 29 | 44 | 2   | 5   | 65  | 213 | 267 |

#### WESTERN CONFERENCE

| North Division  | GP | W  | L  | OTL | SOL | PTS | GF  | GA  |
|-----------------|----|----|----|-----|-----|-----|-----|-----|
| 1. y Toronto    | 80 | 50 | 21 | 3   | 6   | 109 | 246 | 203 |
| 2. x Syracuse   | 80 | 46 | 26 | 2   | 6   | 100 | 247 | 201 |
| 3. x Manitoba   | 80 | 46 | 27 | 3   | 4   | 99  | 236 | 197 |
| 4. Hamilton     | 80 | 36 | 34 | 3   | 7   | 82  | 208 | 235 |
| 5. Grand Rapids | 80 | 31 | 41 | 2   | 6   | 70  | 210 | 245 |
| 6. Lake Erie    | 80 | 26 | 41 | 6   | 7   | 65  | 209 | 276 |
| 7. Rochester    | 80 | 24 | 46 | 6   | 4   | 58  | 197 | 291 |

| West Division    | GP | W  | L  | OTL | SOL | PTS | GF  | GA  |
|------------------|----|----|----|-----|-----|-----|-----|-----|
| 1. y Chicago     | 80 | 53 | 22 | 2   | 3   | 111 | 300 | 226 |
| 2. x Rockford    | 80 | 44 | 26 | 4   | 6   | 98  | 247 | 231 |
| 3. x Houston     | 80 | 45 | 29 | 2   | 4   | 96  | 206 | 183 |
| 4. x Milwaukee   | 80 | 44 | 29 | 4   | 3   | 95  | 231 | 212 |
| 5. x San Antonio | 80 | 42 | 28 | 3   | 7   | 94  | 238 | 225 |
| 6. Quad City     | 80 | 38 | 32 | 3   | 7   | 86  | 203 | 214 |
| 7. Peoria        | 80 | 38 | 33 | 4   | 5   | 85  | 247 | 242 |
| 8. Iowa Stars    | 80 | 35 | 37 | 5   | 3   | 78  | 217 | 255 |

x = Teams who have clinched a playoff spot.  
y = Teams who have clinched the division title

#### NATIONAL HOCKEY LEAGUE AFFILIATE

Calgary Flames

**WEB SITE**  
[www.qcflames.com](http://www.qcflames.com)

**ARENA**  
iwireless Centre

**CAPACITY**  
9,435

**DIMENSIONS**  
197' x 85'

**FLAGSHIP RADIO STATION**  
WYEC 93.9 FM



Las Vegas Wranglers  
4500 West Tropicana  
Las Vegas, NV 89103

Phone: (702) 471-7825  
Fax: (702) 471-0234

[info@lasvegaswranglers.com](mailto:info@lasvegaswranglers.com)

**ECHL AFFILIATE**

# QUAD CITY FLAMES

## 2008-09 REGULAR SEASON SCHEDULE

### October

| Sun                 | Mon | Tues | Wed               | Thur | Fri                 | Sat                 |
|---------------------|-----|------|-------------------|------|---------------------|---------------------|
|                     |     |      | 1                 | 2    | 3                   | 4                   |
| 5                   | 6   | 7    | 8                 | 9    | 10<br>@ RFD<br>7:30 | 11<br>RFD<br>7:05   |
| 12<br>PEO<br>5:05   | 13  | 14   | 15                | 16   | 17<br>CHI<br>7:05   | 18<br>@ IOW<br>7:05 |
| 19                  | 20  | 21   | 22                | 23   | 24<br>@ RCH<br>6:35 | 25<br>@ TOR<br>3:00 |
| 26<br>@ HAM<br>3:00 | 27  | 28   | 29<br>MAN<br>7:05 | 30   | 31<br>@ PEO<br>7:00 |                     |

### November

| Sun                | Mon | Tues                | Wed               | Thur | Fri               | Sat                 |
|--------------------|-----|---------------------|-------------------|------|-------------------|---------------------|
|                    |     |                     |                   |      |                   | 1<br>MAN<br>7:05    |
| 2                  | 3   | 4                   | 5                 | 6    | 7<br>IOW<br>7:05  | 8<br>@ SAN<br>7:00  |
| 9<br>@ SAN<br>5:00 | 10  | 11                  | 12<br>PEO<br>7:05 | 13   | 14<br>PEO<br>7:05 | 15<br>GRA<br>7:05   |
| 16                 | 17  | 18<br>@ IOW<br>7:05 | 19                | 20   | 21<br>CHI<br>7:05 | 22<br>@ RFD<br>7:05 |
| 23                 | 24  | 25                  | 26<br>IOW<br>7:05 | 27   | 28<br>SAN<br>7:05 | 29<br>@ CHI<br>7:00 |
| 30                 |     |                     |                   |      |                   |                     |

### December

| Sun | Mon | Tues              | Wed                 | Thur                | Fri                 | Sat                 |
|-----|-----|-------------------|---------------------|---------------------|---------------------|---------------------|
|     | 1   | 2                 | 3                   | 4                   | 5<br>RFD<br>7:05    | 6<br>@ PEO<br>7:00  |
| 7   | 8   | 9                 | 10<br>MIL<br>7:05   | 11<br>@ HOU<br>7:05 | 12                  | 13<br>@ SAN<br>7:00 |
| 14  | 15  | 16                | 17                  | 18                  | 19<br>@ MAN<br>7:30 | 20<br>@ MAN<br>7:30 |
| 21  | 22  | 23                | 24                  | 25                  | 26<br>@ MIL<br>7:00 | 27<br>HOU<br>7:05   |
| 28  | 29  | 30<br>RFD<br>7:05 | 31<br>@ RFD<br>7:05 |                     |                     |                     |

### January

| Sun                      | Mon                    | Tues                | Wed                 | Thur                | Fri                 | Sat                 |
|--------------------------|------------------------|---------------------|---------------------|---------------------|---------------------|---------------------|
|                          |                        |                     |                     | 1                   | 2<br>MIL<br>7:05    | 3<br>SAN<br>7:05    |
| 4                        | 5                      | 6                   | 7                   | 8                   | 9<br>TOR<br>7:05    | 10<br>HOU<br>7:05   |
| 11                       | 12                     | 13                  | 14<br>@ LEM<br>7:00 | 15                  | 16<br>@ IOW<br>7:05 | 17<br>@ CHI<br>7:00 |
| 18<br>@ MIL<br>4:00      | 19                     | 20<br>@ MIL<br>7:00 | 21                  | 22                  | 23<br>@ GRA<br>7:00 | 24<br>@ GRA<br>7:00 |
| 25<br>All-Star<br>Skills | 26<br>All-Star<br>Game | 27                  | 28                  | 29<br>@ Hou<br>7:05 | 30<br>@ SAN<br>7:00 | 31<br>MIL<br>7:05   |

### February

| Sun                 | Mon | Tues | Wed               | Thur | Fri                 | Sat               |
|---------------------|-----|------|-------------------|------|---------------------|-------------------|
| 1                   | 2   | 3    | 4<br>GRA<br>7:05  | 5    | 6<br>PEO<br>7:05    | 7<br>HOU<br>7:05  |
| 8                   | 9   | 10   | 11                | 12   | 13<br>RCH<br>7:05   | 14<br>SAN<br>7:05 |
| 15<br>@ MIL<br>4:00 | 16  | 17   | 18<br>LEM<br>7:05 | 19   | 20<br>SAN<br>7:05   | 21                |
| 22<br>@ PEO<br>3:00 | 23  | 24   | 25                | 26   | 27<br>@ MIL<br>7:00 | 28<br>HOU<br>7:05 |
|                     |     |      |                   |      |                     |                   |

### March

| Sun                 | Mon | Tues                | Wed                | Thur | Fri                 | Sat                 |
|---------------------|-----|---------------------|--------------------|------|---------------------|---------------------|
| 1<br>@ CHI<br>3:00  | 2   | 3                   | 4<br>@ PEO<br>7:00 | 5    | 6<br>@ RFD<br>7:00  | 7<br>IOW<br>7:05    |
| 8<br>MIL<br>5:05    | 9   | 10<br>@ HOU<br>7:05 | 11                 | 12   | 13<br>@ HOU<br>7:35 | 14<br>IOW<br>7:05   |
| 15<br>@ PEO<br>3:00 | 16  | 17                  | 18                 | 19   | 20<br>HAM<br>7:05   | 21<br>@ IOW<br>7:05 |
| 22                  | 23  | 24                  | 25<br>CHI<br>7:05  | 26   | 27<br>IOW<br>7:05   | 28<br>@ CHI<br>7:00 |
| 29<br>@ IOW<br>5:05 | 30  | 31                  |                    |      |                     |                     |

Home Road All-Star

### April

| Sun | Mon | Tues | Wed              | Thur | Fri               | Sat                 |
|-----|-----|------|------------------|------|-------------------|---------------------|
|     |     |      | 1<br>MIL<br>7:05 | 2    | 3<br>CHI<br>7:05  | 4<br>PEO<br>7:05    |
| 5   | 6   | 7    | 8<br>RFD<br>7:05 | 9    | 10<br>IOW<br>7:05 | 11<br>@ IOW<br>7:05 |
| 12  | 13  | 14   | 15               | 16   | 17                | 18                  |
| 19  | 20  | 21   | 22               | 23   | 24                | 25                  |
| 26  | 27  | 28   | 29               | 30   |                   |                     |





# QUAD CITY FLAMES

## 2007-08 SCORING



### REGULAR SEASON

| #  | PLAYER              | POS | GP | G  | A  | PTS | +/- | PIM | PPG | SHG |
|----|---------------------|-----|----|----|----|-----|-----|-----|-----|-----|
| 10 | Grant Stevenson     | RW  | 80 | 30 | 43 | 73  | -6  | 58  | 19  | 0   |
| 32 | Krys Kolanos        | LW  | 65 | 30 | 33 | 63  | -16 | 84  | 11  | 0   |
| 18 | Carsen Gernymyn     | RW  | 77 | 19 | 29 | 48  | -15 | 133 | 9   | 0   |
| 24 | David Van der Gulik | RW  | 80 | 19 | 23 | 42  | +3  | 62  | 5   | 3   |
| 33 | Brandon Prust       | LW  | 79 | 10 | 27 | 37  | -5  | 248 | 2   | 0   |
| 9  | Kris Chucko         | RW  | 80 | 15 | 15 | 30  | -1  | 38  | 3   | 0   |
| 6  | Tim Hambly          | D   | 72 | 4  | 26 | 30  | -8  | 40  | 2   | 0   |
| 25 | Warren Peters       | C   | 75 | 11 | 13 | 24  | -5  | 74  | 2   | 1   |
| 3  | Tim Ramholt         | D   | 77 | 4  | 20 | 24  | -3  | 73  | 1   | 0   |
| 21 | Derek Couture       | RW  | 76 | 10 | 8  | 18  | 0   | 129 | 1   | 0   |
| 2  | Adam Pardy          | D   | 65 | 5  | 13 | 18  | -13 | 67  | 3   | 0   |
| 8  | Cam Cunning         | LW  | 68 | 11 | 4  | 15  | -9  | 80  | 3   | 0   |
| 14 | Tomi Maki           | RW  | 78 | 8  | 5  | 13  | -3  | 38  | 0   | 2   |
| 27 | Brett Sutter        | C   | 75 | 4  | 6  | 10  | -15 | 63  | 0   | 1   |
| 7  | Brett Palin         | D   | 67 | 0  | 10 | 10  | +14 | 68  | 0   | 0   |
| 17 | Matt Pelech         | D   | 77 | 3  | 6  | 9   | -10 | 141 | 0   | 0   |
| 16 | Dustin Boyd         | C   | 18 | 2  | 7  | 9   | -6  | 4   | 1   | 0   |
| 23 | Eric Nystrom        | LW  | 18 | 4  | 3  | 7   | -1  | 15  | 2   | 0   |
| 28 | Gerry Burke         | D   | 45 | 0  | 6  | 6   | +5  | 36  | 0   | 0   |
| 29 | Dan Ryder           | C   | 6  | 1  | 4  | 5   | -2  | 2   | 1   | 0   |
| 4  | Brad Cole           | D   | 25 | 1  | 4  | 5   | -1  | 13  | 0   | 0   |
| 11 | Gord Baldwin        | D   | 37 | 0  | 5  | 5   | -10 | 26  | 0   | 0   |
| 19 | Adam Cracknell      | RW  | 4  | 1  | 0  | 1   | 0   | 0   | 1   | 0   |
| 5  | Mike Madill         | D   | 2  | 0  | 1  | 1   | -1  | 2   | 0   | 0   |
| 12 | Jason Jozsa         | D   | 2  | 0  | 0  | 0   | -1  | 0   | 0   | 0   |
| 5  | Jason Krischuk      | D   | 2  | 0  | 0  | 0   | -3  | 2   | 0   | 0   |
| 38 | Kevin Lalande       | G   | 7  | 0  | 0  | 0   | 0   | 2   | 0   | 0   |
| 20 | Ryan Donally        | LW  | 10 | 0  | 0  | 0   | 0   | 21  | 0   | 0   |
| 35 | Brent Krahn         | G   | 14 | 0  | 0  | 0   | 0   | 0   | 0   | 0   |
| 36 | Matt Keetley        | G   | 26 | 0  | 0  | 0   | 0   | 4   | 0   | 0   |
| 31 | Curtis McElhinney   | G   | 41 | 0  | 0  | 0   | 0   | 4   | 0   | 0   |

**TOTALS** - 80 203 311 514 -112 1527 66 7

**LEAGUE RANK (of 29)** - - 27 29 28 19 16 17 T-21

| GOALIE            | GP | MIN  | GA | SO | AVG  | W  | L  | SOL | SA  | SVS | SV%  |
|-------------------|----|------|----|----|------|----|----|-----|-----|-----|------|
| Curtis McElhinney | 41 | 2320 | 88 | 3  | 2.28 | 20 | 18 | 2   | 987 | 899 | .911 |
| Matt Keetley      | 26 | 1393 | 54 | 1  | 2.33 | 10 | 8  | 3   | 612 | 558 | .912 |
| Brent Krahn       | 14 | 795  | 33 | 0  | 2.49 | 6  | 6  | 2   | 346 | 313 | .905 |
| Kevin Lalande     | 7  | 360  | 20 | 0  | 3.34 | 2  | 3  | 0   | 179 | 159 | .888 |

**TOTALS** 80 4868 195 4 2.40 38 35 7 2124 1929 .908

**LEAGUE RANK** - - 11 T-14 8 T-18 T-17 T-25 4 26 T-15th



# Calgary Hitmen



P.O. Box 1540 Station "M"  
Calgary, AB, Canada T2P 3B9

Email: info@hitmenhockey.com • Website: www.hitmenhockey.com

PHONE: (403) 571-2200 FAX: Business (403) 571-2211 Hockey (403) 571-2221

## General Manager



**Kelly Kisio**

## Head Coach



**Dave Lowry**



## Directory

|  |                           |
|--|---------------------------|
| President/CEO/Governor.....                | Ken King                  |
| General Manager/Alternate Governor.....    | Kelly Kisio               |
| Head Coach.....                            | Dave Lowry                |
| Assistant Coaches.....                     | Joel Otto,<br>Brent Kisio |
| Goaltending Coach.....                     | Darcy Wakaluk             |
| Athletic Therapist.....                    | Will McMillan             |
| Assistant Trainer.....                     | Jan Antons                |
| Head Scout.....                            | Brad Whelen               |
| Travelling Scout.....                      | Dan Bonar                 |
| Assistant to the GM/Education Advisor..... | Bernie Bajnok             |
| Broadcast/Communications Coordinator.....  | Brad Curle                |

## Information

|                             |  |
|-----------------------------|--|
| Gameday Ticket Sales.....   | Phone (403) 777-0000   |
| Group Sales/Flex Packs..... | Phone (403) 777-4646   |
| Home Arena.....             | Pengrowth Saddledome   |
| Seating Capacity.....       | 16,337   |
| Rink Dimensions.....        | 200' x 85'   |
| Training Camp.....          | Don Hartman Sportsplex, Calgary AB.  |
| Colors.....                 | Black, Copper, Red and White   |
| Team Uniforms.....          | (Home) - White Base with Copper, Red and White<br>(Away) - Black Base with Copper, Red and White |
| Conference.....             | Eastern  |
| Division.....               | Central  |

## Press Guide

|                            |                                |
|----------------------------|--------------------------------|
| Location of Press Box..... | South and North Side           |
| Press Entry.....           | From Lot D, Southeast Entrance |
| Radio Station.....         | The FAN 960                    |
| Broadcasters.....          | Brad Curle<br>Ken Thrower      |
| Local Newspaper.....       | Calgary Herald, Calgary Sun    |

## 2008-2009 Roster

| NUMBER          | NAME             | POSITION | NUMBER             | NAME            | POSITION |
|-----------------|------------------|----------|--------------------|-----------------|----------|
| <b>FORWARDS</b> |                  |          | <b>DEFENCEMAN</b>  |                 |          |
| 8               | Kyle Bortis      | F        | 2                  | Paul Postma     | D        |
| 9               | Ryan Fox         | F        | 3                  | Eric Bonsor     | D        |
| 10              | Bostjan Golicic  | F        | 4                  | Scott Maetche   | D        |
| 11              | Chase Schaber    | F        | 5                  | Matt Mackenzie  | D        |
| 12              | Brett Sonne      | F        | 6                  | Austin Madaisky | D        |
| 14              | Carson McMillan  | F        | 7                  | Keith Seabrook  | D        |
| 15              | Brandon Kozun    | F        | 28                 | Michael Stone   | D        |
| 16              | Cody Sylvester   | F        | <b>GOALTENDERS</b> |                 |          |
| 17              | Ian Duval        | F        | 1                  | Michael Snider  | G        |
| 18              | Brendan Rowinski | F        | 31                 | Martin Jones    | G        |
| 19              | Ian Schultz      | F        | 33                 | Dan Spence      | G        |
| 22              | Jesse Hilton     | F        |                    |                 |          |
| 23              | Tyler Fiddler    | F        |                    |                 |          |
| 24              | Jason McDonald   | F        |                    |                 |          |
| 25              | Rigby Burgart    | F        |                    |                 |          |
| 26              | MacKenzie Royer  | F        |                    |                 |          |
| 27              | Edgars Ulescenko | F        |                    |                 |          |
| 32              | Cody Beach       | F        |                    |                 |          |



# Calgary Hitmen 2008-2009 REGULAR SEASON SCHEDULE

## SEPTEMBER '08

FAN 960

| SUN | MON | TUES             | WED               | THURS | FRI                | SAT                |
|-----|-----|------------------|-------------------|-------|--------------------|--------------------|
| 14  | 15  | 16               | 17                | 18    | 19<br>RD<br>7:00   | 20<br>EDM<br>7:00  |
| 21  | 22  | 23               | 24<br>EDM<br>7:00 | 25    | 26<br>KOOT<br>7:00 | 27<br>KOOT<br>7:00 |
| 28  | 29  | 30<br>MH<br>7:00 | ● HOME ● AWAY     |       |                    |                    |

## NOVEMBER '08

| SUN                | MON               | TUES             | WED               | THURS | FRI                | SAT               |
|--------------------|-------------------|------------------|-------------------|-------|--------------------|-------------------|
|                    |                   |                  |                   |       |                    | 1                 |
| 2<br>MH<br>2:00    | 3<br>KOOT<br>7:00 | 4                | 5                 | 6     | 7<br>KOOT<br>7:00  | 8<br>LETH<br>7:00 |
| 9                  | 10                | 11<br>SC<br>2:30 | 12<br>REG<br>7:00 | 13    | 14<br>BRAN<br>7:30 | 15<br>MJ<br>7:00  |
| 16                 | 17                | 18               | 19                | 20    | 21<br>PA<br>7:00   | 22                |
| 23                 | 24                | 25               | 26                | 27    | 28<br>SC<br>7:00   | 29                |
| 30<br>BRAN<br>5:00 |                   |                  |                   |       |                    |                   |

## JANUARY '09

| SUN                | MON | TUES              | WED             | THURS              | FRI                | SAT                |
|--------------------|-----|-------------------|-----------------|--------------------|--------------------|--------------------|
|                    |     |                   |                 | 1                  | 2                  | 3<br>KOOT<br>7:00  |
| 4<br>MH<br>2:00    |     | 6                 | 7<br>PA<br>7:00 | 8                  | 9                  | 10<br>KOOT<br>7:00 |
| 11<br>SC<br>5:00   |     | 13                | 14              | 15<br>KOOT<br>7:00 | 16<br>VAN<br>7:00  | 17                 |
| 18<br>CHIL<br>5:00 |     | 20<br>EDM<br>7:00 | 21              | 22                 | 23<br>RD<br>7:30   | 24                 |
| 25<br>REG<br>2:00  |     | 27                | 28              | 29                 | 30<br>LETH<br>7:00 | 31<br>BRAN<br>7:00 |

## MARCH '09

| SUN                | MON | TUES            | WED              | THURS | FRI              | SAT              |
|--------------------|-----|-----------------|------------------|-------|------------------|------------------|
| 1                  | 2   | 3<br>PG<br>7:00 | 4<br>KAM<br>7:00 | 5     | 6<br>VAN<br>7:30 | 7                |
| 8                  | 9   | 10              | 11               | 12    | 13               | 14<br>MH<br>7:30 |
| 15<br>LETH<br>6:00 | 16  | 17              | 18               | 19    | 20               | 21               |

## OCTOBER '08

| SUN                | MON | TUES             | WED                | THURS              | FRI                | SAT              |
|--------------------|-----|------------------|--------------------|--------------------|--------------------|------------------|
|                    |     |                  | 1                  | 2<br>LETH<br>7:00  | 3                  | 4<br>KAM<br>7:00 |
| 5                  | 6   | 7                | 8                  | 9                  | 10<br>LETH<br>7:00 | 11               |
| 12<br>SASK<br>5:00 | 13  | 14               | 15<br>PG<br>7:00   | 16<br>LETH<br>7:00 | 17                 | 18               |
| 19<br>EDM<br>2:00  | 20  | 21               | 22<br>RD<br>7:00   | 23                 | 24<br>MJ<br>7:00   | 25<br>MH<br>7:30 |
| 26                 | 27  | 28<br>PA<br>7:30 | 29<br>SASK<br>7:05 | 30                 | 31                 |                  |

## DECEMBER '08

| SUN               | MON | TUES               | WED               | THURS | FRI               | SAT                |
|-------------------|-----|--------------------|-------------------|-------|-------------------|--------------------|
|                   | 1   | 2                  | 3<br>SPOK<br>7:00 | 4     | 5<br>PORT<br>7:30 | 6<br>TRI<br>7:05   |
| 7<br>SEA<br>5:05  | 8   | 9<br>EVER<br>7:05  | 10                | 11    | 12                | 13<br>CHIL<br>7:00 |
| 14<br>KEL<br>2:00 | 15  | 16<br>SASK<br>7:05 | 17<br>PA<br>7:30  | 18    | 19                | 20                 |
| 21                | 22  | 23                 | 24                | 25    | 26                | 27<br>RD<br>7:30   |
| 28<br>MJ<br>2:00  | 29  | 30                 | 31<br>EDM<br>5:00 |       |                   |                    |

## FEBRUARY '09

| SUN               | MON | TUES              | WED                | THURS           | FRI                | SAT               |
|-------------------|-----|-------------------|--------------------|-----------------|--------------------|-------------------|
| 1                 | 2   | 3<br>EDM<br>7:00  | 4                  | 5<br>MH<br>7:00 | 6<br>SC<br>7:30    | 7                 |
| 8<br>KOOT<br>5:00 | 9   | 10<br>KAM<br>7:00 | 11                 | 12              | 13<br>BRAN<br>7:30 | 14<br>REG<br>7:00 |
| 15<br>MJ<br>7:00  | 16  | 17                | 18<br>SASK<br>7:00 | 19              | 20<br>RD<br>7:00   | 21<br>RD<br>7:30  |
| 22                | 23  | 24                | 25<br>REG<br>7:00  | 26              | 27                 | 28<br>KEL<br>7:00 |

All Games and Times are Subject to Change  
Game Times are in Home Team's Time Zone

- Radio Broadcasts on The Fan 960 AM
- Shaw Television Broadcast

All Games Broadcast Online at  
[www.hitmenhockey.com](http://www.hitmenhockey.com) or [www.fan960.com](http://www.fan960.com)

## 2008-2009 HITMEN SPECIAL EVENTS

- Sep. 19/08 Home Opener
- Nov. 8/08 Tribute to the Military
- Nov. 21/08 Cardel Rockin' Rally Game
- Nov. 30/08 Petro-Canada Teddy Bear Toss
- Dec. 13/08 Jersey Off Our Back Night
- Dec. 14/08 Dodge Skate With The Hitmen
- Jan. 3/09 Harley Davidson Poster Giveaway

- Jan. 4/09 Season Ticket Holder Skate With The Hitmen
- Jan. 16/09 Book Launch
- Jan. 25/09 Tim Hortons Minor Hockey Night
- Jan. 31/09 Lunar Celebration Game (Chinese New Year starts Jan. 26)
- Feb. 8/09 Valentine's Day Game
- Feb. 20/09 Hitmen Head Shave Game
- Feb. 28/09 Dodge Caravan Giveaway & Fan Appreciation Night
- Mar. 17/09 Hitmen Awards Banquet at Coast Plaza (non-game night)

For more information on game times and events visit [www.hitmenhockey.com](http://www.hitmenhockey.com)

# 2008-2009 CRITICAL DATES CALENDAR

## September

|    |  |
|----|--|
| 12 | Opening Day of Rookie camp   |
| 16 | Opening Day of NHL training camp for NYR, OTT, PIT, TB                       |
| 19 | Opening Day of NHL training camp   |
| 20 | Pre-season schedule begins   |
| 23 | Kraft Hockeyville Game, Roberval, QC (Buffalo Sabres vs. Montreal Canadiens) |

## October

|     |   |
|-----|---|
| 1   | Hockey Fights Cancer Awareness Month                                    |
| 4-5 | NHL Premiere – Stockholm 2008 (Ottawa Senators vs. Pittsburgh Penguins) |
| 4-5 | NHL Premiere – Prague 2008 (New York Rangers, vs. Tampa Bay Lightning)  |
| 9   | 91st NHL Regular Season begins (North American games)                   |
| 22  | Lester Patrick Award luncheon (St. Paul, MN)                            |

## November

|    |  |
|----|--|
| 8  | Hockey Hall of Fame Game (Montreal Canadiens at Toronto Maple Leafs)   |
| 10 | Hockey Hall of Fame Induction Ceremony (Toronto, ON)<br>Inductees: Glenn Anderson, Igor Larionov (Player category), Ed Chynoweth (Builder category), Ray Scapinello (Referee/ Linesman category) |

## December

|            |   |
|------------|---|
| 1          | Signing deadline for Group 2 free agents  |
| 19-27      | Holiday Roster Freeze in effect. For all players on an NHL active roster, injured reserve, or players with non-roster and injured non-roster status as of midnight, local time, December 19, a roster freeze shall apply through midnight local time December 27, with respect to waivers, trades and loans, subject to the exceptions provided for in CBA Article 16.10. |
| 24-25      | No scheduled practices - dressing rooms closed  |
| 26 – Jan.5 | IIHF World U20 Championship (Ottawa, ON)  |

## January

|       |   |
|-------|---|
| 1     | NHL Winter Classic 2009, Wrigley Field, Chicago (Detroit Red Wings at Chicago Blackhawks) |
| 14    | Home Hardware CHL/NHL Top Prospects Game (TBA)  |
| 18    | NHL on NBC (game of the week coverage begins)   |
| 22-26 | All-Star break (no games played)  |
| 24    | NHL SuperSkills Competition (Bell Centre, Montreal, QC)                                   |
| 25    | 57th NHL All-Star Game (Bell Centre)  |

## February

|       |  |
|-------|--|
| 13-15 | Hockey Weekend Across America (USA Hockey)               |
| 21    | CBC's Hockey Day in Canada (hosted from Campbellton, NB) |

## March

|   |                               |
|---|-------------------------------|
| 3 | Trade deadline (3:00 p.m. ET) |
|---|-------------------------------|

## April

|             |  |
|-------------|--|
| 9-11        | NCAA Frozen Four (Verizon Center, Washington, DC)            |
| 9-19        | IIHF U18 World Championship (Fargo, ND & Moorhead, MN)       |
| 12          | Last day of 2008-09 regular season                           |
| 15          | Stanley Cup Playoffs begin                                   |
| 24 – May 10 | IIHF World Championship (Berne & Zurich-Kloten, Switzerland) |

## May

|         |                           |
|---------|---------------------------|
| 25 – 30 | NHL Combine (Toronto, ON) |
|---------|---------------------------|

## June

|     |   |
|-----|---|
| 15  | Last possible day for 2009 Stanley Cup Final  |
| TBA | Deadline for first club-elected salary arbitration (later of June 15 or 48 hours after the conclusion of the Stanley Cup Final, 5:00 p.m. ET) |
| TBA | NHL Awards show   |
| 25  | NHL Entry Draft Media Day - Top Prospects Media Lunch & Clinic (Montreal, QC)   |
| 26  | NHL Entry Draft (Bell Centre, Montreal, QC) – first round   |
| 27  | NHL Entry Draft (Bell Centre) – rounds 2-7  |

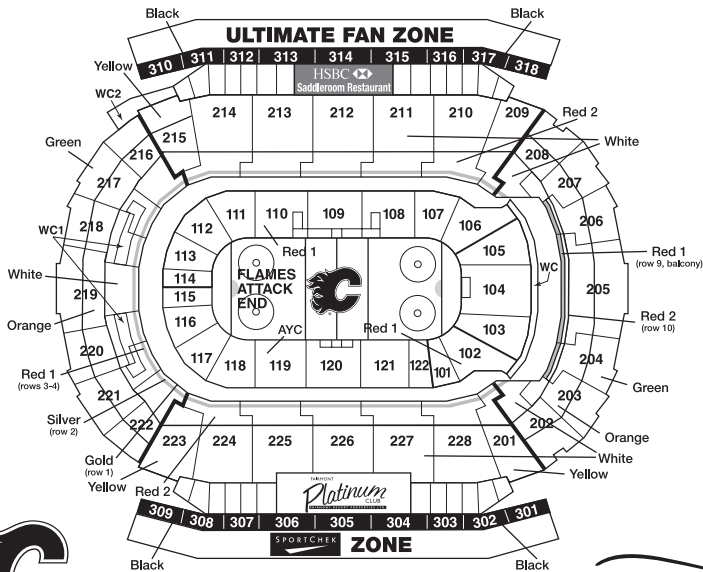
## July

|             |   |
|-------------|---|
| 1           | Free Agency period begins   |
| 5           | Deadline for player-elected salary arbitration (5:00 p.m. ET)             |
| 6           | Deadline for club-elected salary arbitration (5:00 p.m. ET)               |
| 10          | Deadline for eligible players to elect Group 5 free agency (5:00 p.m. ET) |
| 20 – Aug. 4 | Salary arbitration hearings held  |

## August

|   |  |
|---|--|
| 6 | Deadline for salary arbitration decisions to be rendered |
|---|--|

# PENGROWTH SADDLEDOME SEATING BOWL



## Season Ticket Prices



| SECTION  | *DOOR PRICES | SEASON TICKETS |
|--|--------------|----------------|
| <b>Club**</b> (Club) 115-122, Rows 1-13  | \$219.42     | \$6,806.36     |
| <b>Gold**</b> 201-202, Row 1 / 208-228, Row 1  | \$228.76     | \$7,092.70     |
| <b>Rest.</b> Saddleroom Restaurant   | \$145.66     | \$4,894.81     |
| <b>Silver</b> 201-202, Row 2 / 207-228, Row 2  | \$160.60     | \$4,856.36     |
| <b>Red 1</b> 101-114 / 200 Level Rows 3-4 / 204-206, Row 9   | \$140.06     | \$4,511.99     |
| <b>Red 2</b> 209-215, Rows 5-10 / 223-228, Rows 5-10 / 201, Rows 5-10 / 204-206, Row 10 only                                     | \$116.71     | \$3,952.73     |
| <b>White</b> 201 Rows 11+ / 209-215, Rows 11+ / 223-228, Rows 11+ / 202-203, Rows 5-10 / 207-208, Rows 5-10 / 216-222, Rows 5-10 | \$88.70      | \$2,449.13     |
| <b>Orange</b> 202-208, Rows 11-16 / 216-222, Rows 11-16  | \$63.49      | \$1,926.61     |
| <b>Green</b> 202-208, Rows 17+ / 216-222, Rows 17+   | \$46.69      | \$1,384.94     |
| <b>Black</b> Level 3, Row 1  | \$35.48      | \$925.41       |
| <b>Black</b> Level 3, Rows 2-3   | \$31.75      | \$861.08       |
| <b>WC</b> WC   | \$74.70      | \$2,354.00     |
| <b>WC1</b> WC1   | \$83.10      | \$2,647.89     |
| <b>WC2</b> WC2   | \$54.15      | \$1,591.38     |

Call (403) 777-4646

\* Premium Pricing may apply  
 \*\* Club membership required

# CALGARY FLAMES 2008-09 REGULAR SEASON SCHEDULE

**SEPT. '08**

| SUN | MON | TUES              | WED                         | THURS             | FRI               | SAT |
|-----|-----|-------------------|-----------------------------|-------------------|-------------------|-----|
| 21  | 22  | 23<br>FLA<br>7:00 | 24<br>PHX<br>6:00           | 25<br>PHX<br>7:00 | 26<br>FLA<br>7:00 | 27  |
| 28  | 29  | 30<br>EDM<br>7:00 | Pre-Season<br>● HOME ○ AWAY |                   |                   |     |

**OCTOBER '08**

| SUN | MON | TUES              | WED              | THURS             | FRI               | SAT               |
|-----|-----|-------------------|------------------|-------------------|-------------------|-------------------|
|     |     |                   | 1<br>VAN<br>7:00 | 2                 | 3<br>EDM<br>7:00  | 4                 |
| 5   | 6   | 7                 | 8                | 9<br>VAN<br>8:30  | 10                | 11<br>VAN<br>8:00 |
| 12  | 13  | 14<br>COL<br>7:30 | 15               | 16                | 17<br>EDM<br>7:00 | 18<br>EDM<br>8:00 |
| 19  | 20  | 21<br>WSH<br>7:30 | 22               | 23<br>NSH<br>6:00 | 24                | 25<br>PHX<br>8:00 |
| 26  | 27  | 28<br>COL<br>7:30 | 29               | 30<br>BOS<br>7:00 | 31                |                   |

**NOVEMBER '08**

| SUN              | MON | TUES              | WED | THURS             | FRI | SAT               |
|------------------|-----|-------------------|-----|-------------------|-----|-------------------|
|                  |     |                   |     |                   |     | 1<br>LAK<br>8:00  |
| 2<br>ANA<br>6:00 | 3   | 4<br>PHX<br>8:00  | 5   | 6<br>NSH<br>7:30  | 7   | 8<br>CBJ<br>5:00  |
| 9<br>CHI<br>5:00 | 10  | 11<br>TOR<br>7:30 | 12  | 13<br>SJS<br>8:30 | 14  | 15                |
| 16               | 17  | 18<br>COL<br>7:30 | 19  | 20<br>COL<br>7:00 | 21  | 22<br>DET<br>8:00 |
| 23               | 24  | 25<br>LAK<br>7:30 | 26  | 27<br>VAN<br>8:00 | 28  | 29<br>VAN<br>8:00 |
| 30               |     |                   |     |                   |     |                   |



**Flames TV Broadcasts**  
 ■ CBC (Hockey Night in Canada)  
 ◆ Sportsnet ▲ TSN



**JANUARY '09**

| SUN                | MON | TUES              | WED               | THURS             | FRI               | SAT                |
|--------------------|-----|-------------------|-------------------|-------------------|-------------------|--------------------|
|                    |     |                   |                   | 1                 | 2                 | 3<br>NSH<br>1:00   |
| 4<br>CHI<br>5:00   | 5   | 6<br>SJS<br>8:00  | 7                 | 8<br>NYI<br>7:00  | 9                 | 10                 |
| 11                 | 12  | 13<br>STL<br>7:30 | 14                | 15<br>SJS<br>7:00 | 16                | 17<br>PHX<br>8:00  |
| 18<br>COL<br>6:00  | 19  | 20                | 21<br>CBJ<br>8:00 | 22                | 23                | 24<br>NHL ALL STAR |
| 25<br>NHL ALL STAR | 26  | 27                | 28<br>BUF<br>6:00 | 29                | 30<br>NSH<br>7:00 | 31                 |

**FEBRUARY '09**

| SUN | MON              | TUES              | WED               | THURS             | FRI               | SAT               |
|-----|------------------|-------------------|-------------------|-------------------|-------------------|-------------------|
| 1   | 2<br>COL<br>7:30 | 3<br>DAL<br>6:30  | 4                 | 5<br>CHI<br>7:30  | 6                 | 7<br>ANA<br>1:00  |
| 8   | 9<br>MTL<br>7:00 | 10                | 11<br>ANA<br>8:00 | 12<br>LAK<br>8:30 | 13                | 14<br>PHX<br>8:00 |
| 15  | 16               | 17<br>VAN<br>7:30 | 18                | 19<br>MIN<br>6:00 | 20                | 21<br>EDM<br>8:00 |
| 22  | 23               | 24<br>CBJ<br>7:00 | 25                | 26                | 27<br>MIN<br>7:00 | 28                |

**MARCH '09**

| SUN              | MON               | TUES              | WED               | THURS             | FRI               | SAT               |
|------------------|-------------------|-------------------|-------------------|-------------------|-------------------|-------------------|
| 1<br>TBL<br>6:00 | 2                 | 3<br>OTT<br>5:30  | 4                 | 5<br>PHI<br>5:00  | 6<br>CAR<br>5:00  | 7                 |
| 8<br>ATL<br>1:00 | 9                 | 10<br>NJD<br>5:00 | 11                | 12<br>DET<br>5:00 | 13                | 14<br>TOR<br>5:00 |
| 15               | 16                | 17                | 18<br>DAL<br>7:00 | 19                | 20<br>STL<br>7:00 | 21                |
| 22               | 23<br>DET<br>7:30 | 24                | 25<br>PIT<br>5:30 | 26<br>CBJ<br>5:00 | 27                | 28<br>MIN<br>8:00 |
| 29               | 30<br>SJS<br>7:30 | 31                |                   |                   |                   |                   |

**DECEMBER '08**

| SUN              | MON               | TUES              | WED               | THURS | FRI               | SAT               |
|------------------|-------------------|-------------------|-------------------|-------|-------------------|-------------------|
|                  | 1                 | 2<br>DAL<br>7:30  | 3                 | 4     | 5<br>STL<br>6:00  | 6                 |
| 7<br>NYR<br>5:30 | 8                 | 9<br>MTL<br>5:30  | 10<br>DET<br>5:30 | 11    | 12<br>FLA<br>7:00 | 13                |
| 14               | 15                | 16<br>STL<br>6:30 | 17<br>MIN<br>6:00 | 18    | 19<br>CHI<br>7:00 | 20                |
| 21               | 22                | 23<br>ANA<br>7:00 | 24                | 25    | 26                | 27<br>OTT<br>8:00 |
| 28               | 29<br>MIN<br>7:00 | 30                | 31<br>EDM<br>8:00 |       |                   |                   |

All game times are MT.  
Game times are subject to change.



[pengrowthsaddledome.com](http://pengrowthsaddledome.com)



[hitmenhockey.com](http://hitmenhockey.com)

Group Tickets ..... Call 403-777-4646  
Individual Tickets ..... Call 403-777-0000



[www.calgaryflames.com](http://www.calgaryflames.com)



Invest in our energy.



**PENGROWTH**

[www.pengrowth.com](http://www.pengrowth.com)

**There's an unwritten code in Canada. If you live by it, chances are you've replaced the last beer in a cooler. You don't talk during another country's national anthem. You've never shaved anything below your neck. You've shovelled your neighbour's driveway because you felt like it. You've never talked about work on a long weekend. You've made a ball out of hockey tape. You've never peed in the gym shower. You've said sorry after someone bumped into you. You've never lied about how many fingers were behind your back. You've mastered the art of cheering for a goal without spilling a drop. You understand that every once in a while you have to be the goalie. You know that the driver picks the tunes. You've thrown a hat on the ice. You've never ended an email with a smiley face. You put a loonie on the pool table to claim the next game. You've never brought utensils on a camping trip. You've helped a total stranger out of a snow bank. You pick a concession line not based on how long the line is, but how competent the cashier looks. You've never whispered sweet nothings into your girlfriend's ear while in the presence of dudes. You don't need lighter fluid to start a fire. And if your buddy's shoes don't get him into the club, you all try the next place.**

