



School Census Preliminary Reports

2016

Ministry Of Education Sri Lanka

Better Statistics, Knowledge & Policy



For Better Life



Prepared By: Statistics Branch

PREFACE

Accurate and updated information is an essential tool in decision making related to policy formulation. The Statistics Branch of the Ministry of Education has been carried out annual school censuses for the past five decades, which has become the major source of education information. Information gathered is expected to help the planners to diagnose past trends, strengths and weaknesses and to use as a basis for the development and quality improvement of the existing education system.

This major annual task has been successfully carried out with active corporation and contribution of various officers at all levels in the general education system. My appreciation goes to the officers of the Provincial Department of Education, Zonal Education office, Divisional Education office and the Principals of all the schools for their corporation given to make this process successful. The contribution given by the Principals of Private Schools and Heads of Special Schools, Teacher Training Colleges, National Colleges of Education and Pirivenas also greatly appreciated

This publication has been organized and prepared by the Statistics Branch of this Ministry. I wish to thank them for their hard work in bringing out this publication.

I hope the information given in this publication would be of immense use to policy makers, planners in education and the researchers in educational pursuits



.....

S.U Wijerathna

Additional Secretary (Policy Planning & Performance Review)

Ministry of Education

"Isurupaya"

Battaramulla.

8th December 2016

Contents

	Page No.
Preface	i
Contents	ii
List of Tables	iii-iv
List of Figures	v
Basic information in Government schools (Summary)	01
Introduction	02
Administrative system of education	02
Preliminary findings of Annual School Census - 2016	03
Information about government schools	03
Functional grade wise comparison of basic information	03
Comparison of basic information by type of school	04
Schools by functional grade	05
Schools by medium of instruction	06
Schools by size of student population	06
Student information	07
Students by medium of study	07
Teacher information	08
Teachers by major qualification category	08
Gross student teacher ratios in government schools	09
Student teacher ratio by various types school	09
Student teacher ratio in 1 teacher and 2 teacher schools	10
Student teacher ratio by appointment category of teachers	10
Grade one new admissions	11
Admissions to Grade one by gender and medium of study	11
Tables in details	11-42
Appendix	43-64

List of Tables

	Page No.
1.1: Districts, Education Zones and Education Divisions by province	02
1.2: Schools, Students, Teachers and Grade 1 admissions by functional grade of school	03
1.3: Type of Schools by No. of Schools, Students and Teachers	04
1.4: Schools by functional grade and province	05
1.5: Number and Percentage of Schools by number of teachers	05
1.6: Schools by medium of instruction and province	06
1.7: Schools by size of students population and province	06
1.8: Schools by medium of study and province	07
1.9: Teachers by major qualification category & province	08
1.10: STR by functional grade, sex of student and medium of instruction	09
1.11: No. of 1 teacher and 2 teacher in schools by student teacher ratio	10
1.12: student Teacher ratio (STR) by province	10
1.13 Grade 1 admissions by medium, gender and province	11
Schools	
Table 1 - Functioning government schools by functional grade and district	12
Table 2 - Functioning schools by sex of students, medium of instruction and district	13-14
Table 3 - Government schools by functional grade span	15
Table 4 - Functioning schools by medium of instruction, sex of students and functional grade	16
Table 5 - Student by gender medium of study and functional grade of schools	16
Table 6 - National and Provincial Schools and their student enrolment by District -2016	17
Table 7 - Student by gender, medium of study and district	18
Table 8 - Students by school grade and District	19-20
Table 9 - Government schools and their students enrolment by functional grade and district	21
Table 10 - Schools by size of students population and district	22
Table 11 - Schools by functional grade, sex of students, and size of students population	23
Table 12 - Schools by medium of instruction and size of students population	24
Teachers	
Table 13 - Teachers by category of appointment and district	25
Table 14 - Government schools and teachers by functional grade of school and district	26
Table 15 - Government schools by size of teachers population and district	27
Gross pupil teacher ratio	
Table 16 - Gross pupil teacher ratios by category of teacher and district	28
Table 17 - Gross pupil teacher ratios by functional grade of school, type of school and district	29
Table 18 - Gross pupil teacher ratios by medium of instruction of school and district	30
Table 19 - Schools by gross pupil teacher ratio and district	31

Table 20 -Schools by functional grade, Type of schools and gross pupil teacher ratio group	32
Table 21 -Schools by medium of instruction and gross pupil teacher ratio group	33
Table 22 -Schools by gross pupil teacher ratio and number of teachers in school	34
Grade one new admissions	
Table 23 - Grade one new admissions by gender, medium of study and district	35
Table 24 - Grade one new admissions by gender, functional grade of school and district	36
Table 25 -Schools by functional grade, sex of students and size of grade one admissions	37
Table 26 -Schools by medium of instruction and size of grade one new admissions	38
Table 27 -Schools by size of grade one new admissions and district	39
Table 28 -Private schools and their students and teachers	40
Table 29 -Pirivenas and their students and teachers	41
Table 30 -Teacher Training Colleges (TTCs) and National Colleges of Education(NCsoE)	42

List of Figures

	Page No
1.1: Distribution of school information by type	04
1.2: Schools by size of student population	07
1.3: Student by medium of study	08
1.4: Percentage of teachers by appointment category	09
1.5: Grade 1 new admission by gender and province	11

Basic Information in Government Schools, 2016

Schools

All Schools	10,162
1AB Schools	1,016
1C Schools	1,805
Type 2 Schools	3,408
Type 3 Schools	3,933
Medium of instruction	
Sinhala only	6,338
Tamil only	2,989
Sinhala & Tamil	66
Sinhala & English	554
Tamil & English	168
Sinhala, Tamil & English	47
Student Population	
1-50 students	1,455
51-100 students	1,543
101-150 students	1,176
151-200 students	965
201-500 students	2,693
501-1000 students	1,380
1001-1500 students	416
1501-2000 students	211
2001-3000 students	202
3001-4000 students	74
4001 students & above	47
Teachers by Schools	
1 Teacher schools	27
2 Teacher schools	108
3-9 Teacher schools	3,013
10-25 Teacher schools	4,373
26-50 Teacher schools	1,748
51-100 Teacher schools	669
101 Teacher & above	224
National Schools	353
Provincial Schools	9,809
Grade 1 Admissions	317,895
1AB Schools	45,991
1C Schools	68,175
Type 2 Schools	79,243
Type 3 Schools	124,486

Students

All Students	4,143,330
1AB Schools	1,626,565
1C Schools	1,034,743
Type 2 Schools	826,255
Type 3 Schools	655,767
Gender	
Male students	2,052,188
Female students	2,091,142
Primary (Grade 1-5 & Special Education)	1,717,092
Junior Secondary (Grade 6-9)	1,314,381
Senior Secondary (Grade 10-11)	619,105
Collegiate (Grade 12-13)	492,752

Teachers

All Teachers	232,555
Graduate teachers	99,724
Trained teachers	127,857
Untrained teachers	2,426
Trainee teachers	1,887
Other teachers	661
School Type by Teachers	
1AB Schools	76,012
1C Schools	60,001
Type 2 Schools	61,586
Type 3 Schools	34,956
Student teacher ratio	18
Students/ Graduate teacher ratio	42
Student/trained teacher ratio	32
Student/Untrained teacher ratio	833
Student teacher ratio	
1AB Schools	21
1C Schools	17
Type 2 Schools	13
Type 3 Schools	19
Boys schools	22
Girls schools	24
Mixed schools	17

Introduction

The Ministry of Education has conducted an uninterrupted series of annual school censuses for the last 50 years and this has become the major data source of education data in the country. Much information has been collected from government schools about students, teachers, non-academic staff and the physical facilities available in the schools. Simultaneous to the annual school census of government schools, separate censuses are carried out to collect information from Private Schools, Pirivenas, Teacher Training Colleges and National Colleges of Education. The collected information has been processed and made available annually to the researchers, policy makers and the planners for their researches, planning and development work. This report is a step in the process of making the information available to such planners and the other data users.

The first part of this report presents the preliminary findings of the School Census 2016, which was carried out as 1st June 2016. Information about the schools, Students and teachers in government schools are used in the preparation of this part. Information related to Private Schools, Pirivenas, Teacher Training Colleges and National Colleges of Education are also included in this section. Provincial and district level information which are widely used by the data uses has been prepared.

Administrative system of education

Table 1.1 Districts, Education Zones and Education Divisions by province,2016

Province	No. of districts	No. of education zones	No. of education divisions
Western	3	11	38
Central	3	15	40
Southern	3	11	39
Northern	5	12	35
Eastern	3	17	48
North Western	2	8	31
North Central	2	8	30
Uva	2	9	23
Sabaragamuwa	2	7	27
Sri Lanka	25	98	311

source: Annual School Census,2016

Section 1

Preliminary findings of Annual School Census – 2016

Three schedules have been used to collect the information from government schools.

- SC1 schedule: used to collect the information from schools. Information about schools, students, physical facilities available in the school and non-academic staff has been collected from this schedule.
- FT schedule: teacher from (FT) has been used to collect information about teachers in the school.
- SC/SS schedule: school summary from used to collect variety of information which is urgently needed.

Divisional Directors prepare division wise summaries based on forms completed by schools. Both school summaries completed by schools and division summaries completed by divisional directors are used in the Preparation of this section.

Two schedules, School schedule and Teacher form are used to collect information from Private schools in the country. Information of Pirivenas, Teacher Training Colleges and National Colleges of Education has been collected using separate questionnaires prepared by the Statistics of Ministry of Education. Information collected from Private Schools, Pirivenas, Teacher Training Colleges and National Colleges of Education also used to prepare this report.

Information about government schools

Functional grade wise comparison of basic information

1.2: School, Students, Teachers and Grade 1 admissions by functional grade of school

Type of school	Schools	Students	Teachers	Grade 1 admissions	Student teacher ratio
1AB	1,016	1,626,565	76,012	91,982	21
	9.9	39	33	15	
1C	1,805	1,034,743	60,001	136,350	17
	17.8	25	26	21	
Type 2	3,408	826,255	61,586	158,486	13
	33.6	20	27	25	
Type 3	3,933	655,767	35,004	248,972	19
	38.7	16	15	39	
Total	10,162	4,143,330	232,603	635,790	18
	100.0	100	100	100	

1AB - Schools having Advanced Level Science stream classes

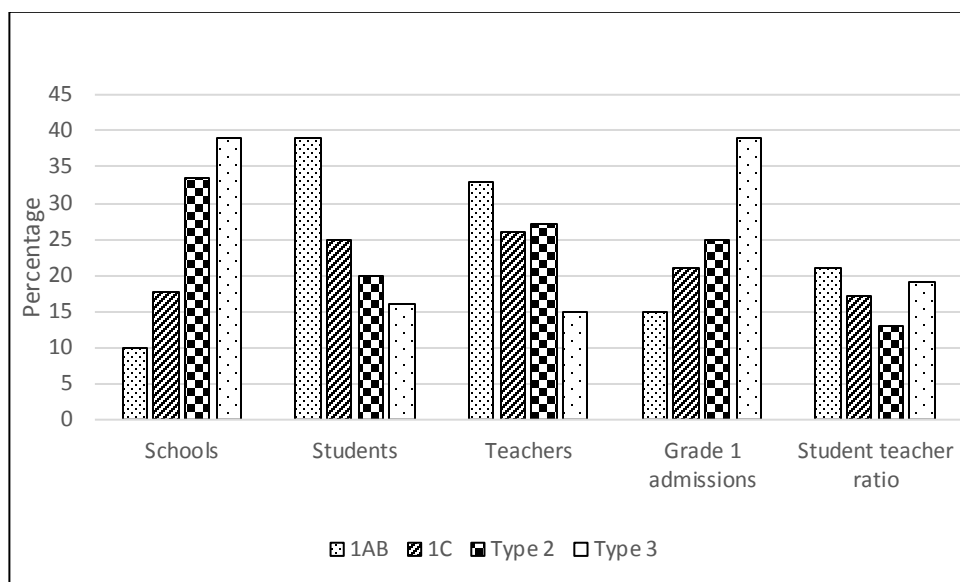
1C - Schools having Advanced Level Arts and/or Commerce streams but no Science stream

Type 2 - Schools having classes only up to grade 11

Type 3 - Schools having classes only up to grade 8

There are 10,162 government schools in Sri Lanka. 18 new schools have been opened after the month of June 2015 and have been included in this census.

Graph 1.1: Distribution of school information by type



Gross student teacher ratio is the number of students per teacher
(Including academic staff involved in admission and supervision)

$$\text{Gross STR} = \frac{\text{No. of Students}}{\text{No. of Teachers}}$$

Comparison of basic information by type of school

Table 1.3 Type of Schools by No. of Schools, Students & Teachers

Type of school	Schools		Students		Teachers	
	No.	%	No.	%	No.	%
National Schools	353	3.5	803,499	19.4	36,739	15.8
Provincial Schools	9,809	96.5	3,339,831	80.6	195,864	84.2
All Schools	10,162	100	4,143,330	100	232,603	100

Although the national schools represent a mere 3.5 percent of all schools, almost 16% of students are in these schools.

Schools by functional grade

Table 1.4 Schools by functional grade and province

Province	1AB	1C	Type 2	Type 3	Total
Western	199	246	486	429	1,360
Central	115	316	467	623	1,521
Southern	150	208	365	391	1,114
Northern	104	109	302	456	971
Eastern	94	181	351	480	1,106
North Western	107	255	460	437	1,259
North Central	61	130	231	383	805
Uva	83	177	311	324	895
Sabaragamuwa	103	183	435	410	1,131
Sri Lanka	1,016	1,805	3,408	3,933	10,162

The highest number of 1AB schools are in the Western Province. 38.7% of the schools have classes only up to Grade 5 or Grade 8.

Table 1.5 Number and Percentage of Schools by number of teachers

No. of teachers	No. of Schools	(%)
1 teacher	27	0.3
2 teachers	108	1.0
3-5 teachers	801	7.9
6-10 teachers	2,418	23.8
11-15 teachers	1,520	14.9
16-20 teachers	1,714	16.9
21-50 teachers	2,681	26.4
50-100 teachers	669	6.6
>100 teachers	224	2.2
Total	10,162	100

From all schools in the country, about 9 percent of schools have less than 5 teachers while around 9 percent schools have more than 50 teachers. More than one fourth of total schools have 21-50 teachers.

Schools by medium of instruction

Table 1.6 Schools by medium of instruction and province

Province	Sinhala	Tamil	Sinhala & Tamil	Sinhala & English	Tamil & English	Sinhala, Tamil & English	Total
Western	1,068	107	18	138	14	15	1,360
Central	849	535	16	84	20	17	1,521
Southern	975	38	10	88	3	-	1,114
Northern	25	880	-	1	65	-	971
Eastern	263	791	3	7	42	-	1,106
North Western	993	159	10	87	8	2	1,259
North Central	680	92	3	29	1	-	805
Uva	636	198	-	51	6	4	895
Sabaragamuwa	849	189	6	69	9	9	1,131
Sri Lanka	6,338	2,989	66	554	168	47	10,162

From the total schools, 6,338 schools (62 %) are Sinhala medium schools while students of 47 schools learn in all three mediums i.e. Sinhala, Tamil and English. Three or more subjects for at least one grade are taught in English medium in 769 schools distributed throughout the island.

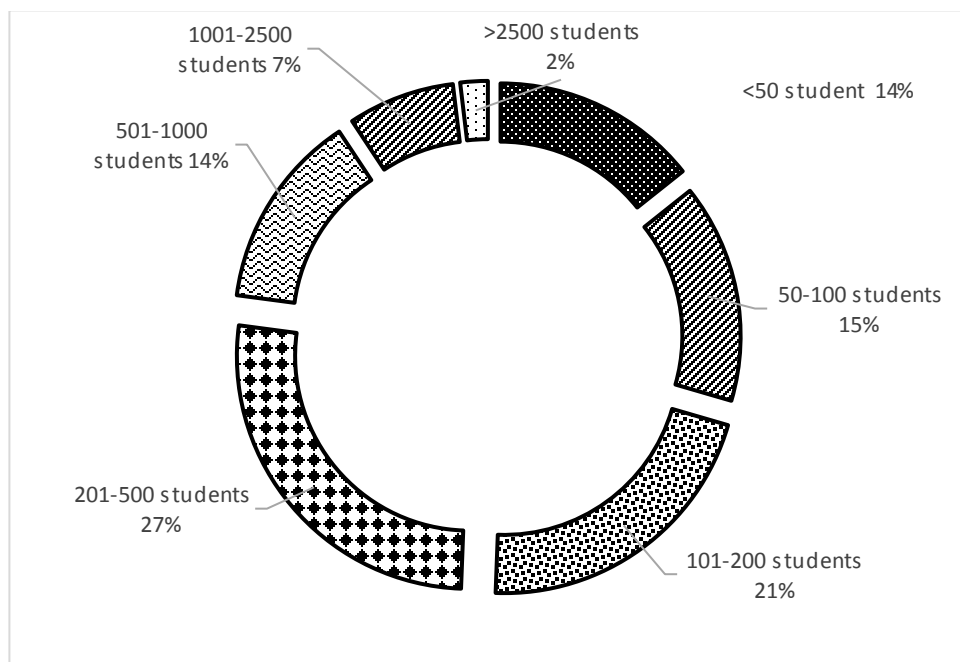
Schools by size of student population

Table 1.7 Schools by size of students' population and province

Province	Schools with							Total
	<50 students	50-100 students	101-200 students	201-500 students	501-1000 students	1001-2500 students	>2500 students	
Western	75	126	244	359	265	218	73	1,360
Central	231	263	322	391	199	96	19	1,521
Southern	133	169	243	284	152	98	35	1,114
Northern	241	170	200	233	89	36	2	971
Eastern	138	171	232	324	168	67	6	1,106
North Western	131	196	295	363	163	88	23	1,259
North Central	118	138	156	236	106	42	9	805
Uva	153	132	205	231	125	42	7	895
Sabaragamuwa	235	178	244	272	113	71	18	1,131
Sri Lanka	1,455	1,543	2,141	2,693	1,380	758	192	10,162
%	14.3	15.2	21.1	26.5	13.6	7.4	1.9	100.0

14.3 percent of schools have less than 50 students and half of the schools in the country have less than 200 schools.

Graph 1.2: School by size of student population



Student information

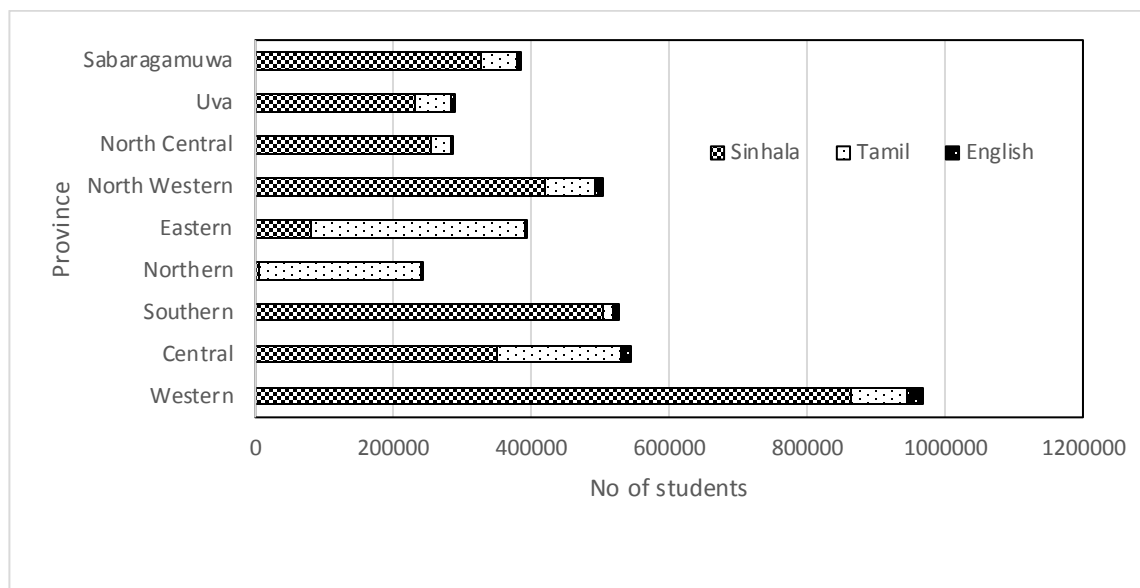
Students by medium of study

Table 1.8: Students by medium of study and province

Province	Medium of study			Total
	Sinhala	Tamil	English	
Western	864,228	80,045	24,559	968,832
Central	350,796	180,825	12,587	544,208
Southern	502,745	14,784	8,741	526,270
Northern	5,127	234,781	3,406	243,314
Eastern	79,859	310,429	3,792	394,080
North Western	418,936	74,385	11,299	504,620
North Central	254,556	28,879	3,489	286,924
Uva	231,067	52,114	5,242	288,423
Sabaragamuwa	326,991	51,790	7,878	386,659
Sri Lanka	3,034,305	1,028,032	80,993	4,143,330
%	73.2	24.8	2.0	100.0

Table shows that 2 percent of students in Sri Lanka are studying in English medium and about 30 percent of them are in the Western Province.

Graph 1.3: Students by medium of study



Teacher information

Teachers by major qualification category

Table 1.9: Teachers by major qualification category and province

Province	Graduate	Trained	Trainee	Untrained	Other	Total
Western	23931	20096	50	198	86	44361
Central	12841	19489	496	615	28	33469
Southern	12791	15922	109	185	20	29027
Northern	6183	9661	384	159	172	16559
Eastern	7192	13271	71	267	53	20854
North Western	11798	15564	57	354	32	27805
North Central	6971	9508	56	108	56	16699
Uva	7562	11219	443	370	207	19801
Sabaragamuwa	10455	13127	221	170	7	24180
Sri Lanka	99724	127857	1887	2426	661	232555
%	41.6	56.0	1.0	1.2	0.3	100.0

Graduate teachers – Graduates, Post graduate degree/ diploma holders and graduate trainees

Trained teachers – Teachers passed out from teacher Training colleges/ National Colleges of Education and teachers having 2 years' diploma in Science/Mathematics

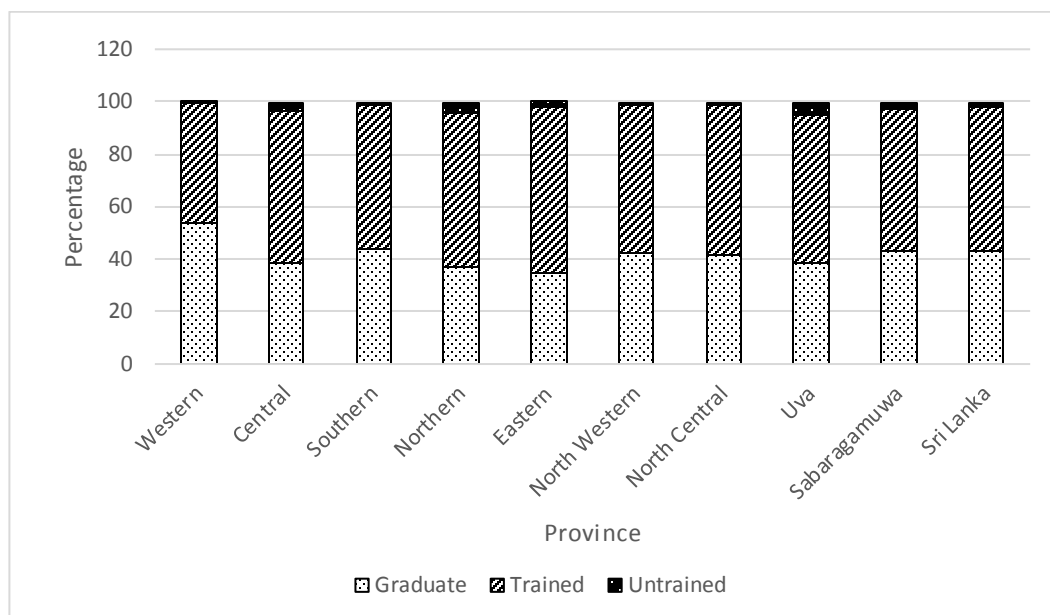
Trainee – Teachers not absorbed to Sri Lanka Teacher Service

Untrained – Untrained teachers and 2-3 years' diploma holders (absorbed to Sri Lanka Teacher Service)

Other – Teachers paid by other government institutes and teachers paid by nongovernment institutes/ organisations.

About 97.6 percent of the teachers in government schools are either graduates or trained teachers.

Graph 1.4: Percentage of teachers by appointment category



Gross student teacher ratio (STR) in government schools

Student teacher ratio by various type of schools

Table 1.10: STR by functional grade, sex of student and medium of instruction

Type of school	Student Teacher Ratio
Functional grade	
1AB	21
1C	17
Type 2	13
Type 3	19
Type of schools	
Boys	22
Girls	24
Mixed	17
Medium of instruction	
Sinhala only	16
Tamil only	17
Sinhala and Tamil	18
Sinhala and English	22
Tamil and English	20
Sinhala, Tamil and English	22
All schools	18

Student teacher ratios in 1 teacher and 2 teacher schools

Table 1.11: No. of 1 teacher and 2 teacher schools by student teacher ratio

STR	1 teacherschools	2 teacherschools
1 students per teacher	2	
2 students per teacher	1	6
3 students per teacher	1	3
4 students per teacher	2	13
5 students per teacher	6	3
6 students per teacher	5	18
7 students per teacher	6	8
8 students per teacher	6	11
9 students per teacher	2	2
10-20 students per teacher	47	68
21-30 students per teacher	10	16
31-40 students per teacher	11	11
41-50 students per teacher	4	
51-75 students per teacher	4	2
76-100 students per teacher	2	
101 or more students per teacher	1	1
All schools	110	162

Student teacher ratio by appointment category of teachers

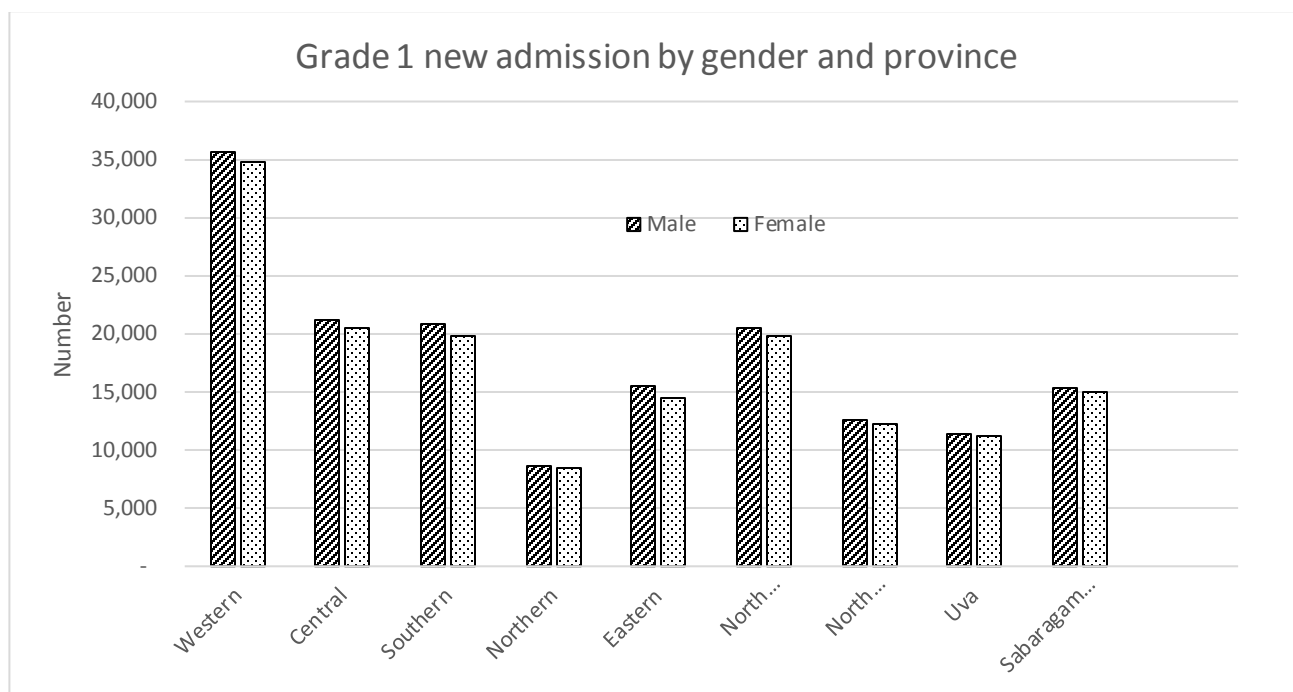
Table 1.12 Student teacher ratio (STR) by province

Province	Student/Graduate teacher ratio	Student/Trained teacher ratio	Student/Untrained teacher ratio	Overall teacher ratio
Western	40	48	2901	22
Central	42	28	478	16
Southern	41	33	1676	18
Northern	39	25	340	15
Eastern	55	30	1008	19
North Western	43	32	1139	18
North Central	41	30	1304	17
Uva	38	26	283	15
Sabaragamuwa	37	29	972	16
Sri Lanka	42	32	833	18

Western province has the highest student teacher ratio while Northern and Uva provinces are fortunate to have the lowest student teacher ratio (16:1). Students in the Western are privileged to have very high students untrained teacher ratios.

Grade one new admissions

Graph 1.5: Grade 1 new admission by gender and province



Admissions to Grade one by gender and medium of study

Table 1.13: Grade 1 admissions by medium, gender and province

Province	Gender		Medium of study			Total
	Male	Female	Sinhala	Tamil	English	
Western	35,668	34,862	63,912	6,618	-	70,530
Central	21,182	20,539	27,039	14,682	-	41,721
Southern	20,780	19,846	39,512	1,114	-	40,626
Northern	8,618	8,469	485	16,602	-	17,087
Eastern	15,516	14,518	6,683	23,351	-	30,034
North Western	20,464	19,762	34,272	5,954	-	40,226
North Central	12,531	12,182	22,518	2,195	-	24,713
Uva	11,428	11,194	18,492	4,130	-	22,622
Sabaragamuwa	15,344	14,996	26,317	4,023	-	30,340
Sri Lanka	161,531	156,368	239,230	78,669	-	317,899

Similar to the previous years, boys are slightly higher than girls in grade 1 admissions in all nine provinces. There is no English medium in Government schools.

Table 1 : Functioning government schools by functional grade and district

District	1AB	1C	Type 2	Type 3	Total
Colombo	80	77	140	108	405
Gampaha	69	103	184	180	536
Kalutara	50	66	162	141	419
Kandy	60	161	216	213	650
Matale	20	66	101	136	323
Nuwaraeliya	35	89	150	274	548
Galle	67	70	111	183	431
Matara	45	72	127	119	363
Hambantota	38	66	127	89	320
Jaffna	50	42	149	198	439
Kilinochchi	12	14	37	41	104
Mannar	16	21	31	65	133
Vavuniya	12	22	45	93	172
Mullativu	14	10	40	59	123
Batticaloa	34	54	105	164	357
Ampara	35	68	148	186	437
Trincomalee	25	59	98	130	312
Kurunegala	72	186	302	330	890
Puttalam	35	69	158	107	369
Anuradhapura	37	97	173	250	557
Polonnaruwa	24	33	58	133	248
Badulla	48	131	192	230	601
Monaragala	35	46	119	94	294
Ratnapura	55	90	250	206	601
Kaegalle	48	93	185	204	530
Sri Lanka	1,016	1,805	3,408	3,933	10,162

Source :School Census 2016, Provisional

Table 2 : Functioning schools by sex of students, medium of Instruction and district

District	Sinhala medium only				Tamil medium only				Sinhala and Tamil medium				Sinhala and English medium			
	Boys	Girls	Mixed	Total	Boys	Girls	Mixed	Total	Boys	Girls	Mixed	Total	Boys	Girls	Mixed	Total
Colombo	16	19	245	280	3	2	30	35	3	4	6	13	14	25	24	63
Gampaha	4	8	446	458		1	19	20			2	2	5	10	35	50
Kalutara	2	6	322	330			52	52			3	3	3	5	17	25
Kandy	3	6	384	393	2	1	171	174		1	7	8	7	9	36	52
Matale		1	251	252			53	53			1	1	1	1	9	11
Nuwaraeliya	1		203	204		1	307	308	2	1	4	7		2	19	21
Galle	2	3	371	376			12	12	2	1	4	7	4	7	23	34
Matara		1	310	311			16	16			3	3	4	3	25	32
Hambantota			288	288			10	10				-	1	3	18	22
Jaffna				-	6	14	383	403				-				-
Kilinochchi				-			95	95				-				-
Mannar			1	1	1	1	124	126				-				-
Vavuniya			17	17			148	148				-		1	1	1
Mullativu			7	7			108	108				-				-
Batticaloa			1	1	3	10	326	339			1	1				-
Ampara			181	181	3	5	223	231			1	1		1	6	7
Trincomalee		1	80	81	6	11	204	221			1	1				-
Kurunegala		1	732	733			83	83			1	1	4	4	60	68
Puttalam	2	3	255	260			76	76		1	8	9	3	5	11	19
Anuradhapura			466	466			68	68				-	1	1	21	23
Polonnaruwa			214	214			24	24			3	3		1	5	6
Badulla			383	383	1	1	176	178				-	2	4	25	31
Monaragala			253	253			20	20				-		1	19	20
Ratnapura	1	1	449	451			99	99			2	2	1	2	38	41
Kegalle		1	397	398			90	90			4	4	2	2	24	28
Sri Lanka	31	51	6,256	6,338	25	47	2,917	2,989	7	8	51	66	52	86	416	554

Source :School Census 2016, Provisional

Cont.....

Table 2 : Functioning schools by sex of students, medium of Instruction and district (Cont.)

District	Tamil and English medium				Sinhala, Tamil and English medium				All schools			
	Boys	Girls	Mixed	Total	Boys	Girls	Mixed	Total	Boys	Girls	Mixed	Total
Colombo	1	3	2	6	4	4		8	41	57	307	405
Gampaha			3	3	1	1	1	3	10	20	506	536
Kalutara	1	2	2	5			4	4	6	13	400	419
Kandy		2	8	10	4	5	4	13	16	24	610	650
Matale	2	2	1	5			1	1	3	4	316	323
Nuwaraeliya			5	5		1	2	3	3	5	540	548
Galle			2	2				-	8	11	412	431
Matara			1	1				-	4	4	355	363
Hambantota				-				-	1	3	316	320
Jaffna	7	10	19	36				-	13	24	402	439
Kilinochchi		1	8	9				-	-	1	103	104
Mannar	1	1	4	6				-	2	2	129	133
Vavuniya		2	4	6				-	-	2	170	172
Mullativu			8	8				-	-	-	123	123
Batticaloa	6	5	5	16				-	9	15	333	357
Ampara	1	2	14	17				-	4	8	425	437
Trincomalee	5	3	1	9				-	11	15	286	312
Kurunegala			4	4			1	1	4	5	881	890
Puttalam	1		3	4		1		1	6	10	353	369
Anuradhapura				-				-	1	1	555	557
Polonnaruwa			1	1				-	-	1	247	248
Badulla	1	1	3	5			4	4	4	6	591	601
Monaragala			1	1				-	-	1	293	294
Ratnapura			1	1		2	5	7	2	5	594	601
Kegalle			8	8			2	2	2	3	525	530
Sri Lanka	26	34	108	168	9	14	24	47	150	240	9,772	10,162

Source: School Census 2016, Provisional

Table 3 : Government schools by functional grade span, 2016

District	1-5	1-8	1-11	1-13	6-11	6-13	Total
Colombo	106	2	139	122	1	35	405
Gampaha	178	2	180	111	4	61	536
Kalutara	136	5	160	86	2	30	419
Kandy	201	12	216	158		63	650
Matale	129	7	101	54		32	323
Nuwara-Eliya	266	8	150	72		52	548
Galle	182	1	110	94	1	43	431
Matara	119		125	75	2	42	363
Hambantota	89		126	61	1	43	320
Jaffna	191	7	146	52	3	40	439
Kilinochchi	40	1	37	16		10	104
Mannar	61	4	31	23		14	133
Vavuniya	92	1	45	27		7	172
Mullaitivu	58	1	40	12		12	123
Batticaloa	162	2	105	64		24	357
Ampara	176	10	148	65		38	437
Trincomalee	122	8	97	61	1	23	312
Kurunegala	316	14	302	196		62	890
Puttalam	97	10	158	81		23	369
Anuradhapura	246	4	173	98		36	557
Polonnaruwa	131	2	58	32		25	248
Badulla	212	18	192	131		48	601
Monaragala	88	6	119	45		36	294
Ratnapura	188	18	250	84		61	601
Kegalle	194	10	183	97	2	44	530
Sri Lanka	3,780	153	3,391	1,917	17	904	10,162

Source :School Census 2016, Provisional

Table 4 : Functioning schools by medium of Instruction , sex of students and functional grade

District	medium of Instruction						Type of School			
	Sinhala medium only	Tamil medium only	Sinhala and Tamil medium	Sinhala and English medium	Tamil and English medium	Sinhala Tamil and English medium	Boys	Girls	Mixed	Total
1AB	287	114	7	439	138	31	92	135	789	1,016
1C	1,127	542	21	86	22	7	23	61	1,721	1,805
Type2	2,406	949	21	23	4	5	19	28	3,361	3,408
Type3	2,518	1,384	17	6	4	4	16	16	3,901	3,933
Total	6,338	2,989	66	554	168	47	150	240	9,772	10,162

Source :School Census 2016, Provisional

Table 5 : Students by gender, medium of study and functional grade of school

Functional grade	Sinhala medium			Tamil medium			English medium			All medium		
	Male	Female	Total	Male	Female	Total	Male	Female	Total	Male	Female	Total
1AB	607,231	643,640	1,250,871	148,490	152,494	300,984	32,966	41,744	74,710	788,687	837,878	1,626,565
1C	350,800	359,107	709,907	150,190	170,257	320,447	1,716	2,673	4,389	502,706	532,037	1,034,743
Type2	300,984	286,070	587,054	120,751	117,218	237,969	481	751	1,232	422,216	404,039	826,255
Type3	249,703	236,770	486,473	88,524	80,108	168,632	352	310	662	338,579	317,188	655,767
Total	1,508,718	1,525,587	3,034,305	507,955	520,077	1,028,032	35,515	45,478	80,993	2,052,188	2,091,142	4,143,330

Source :School Census 2016, Provisional

Table 6 : National and Provincial Schools and their student enrolment by district - 2016

District	National Schools			Provincial Schools			All Schools	
	No.	Students	%	No.	Students	%	No.	Students
Colombo	37	129,547	34	368	250,293	66	405	379,840
Gampaha	17	49,378	14	519	311,630	86	536	361,008
Kalutara	18	49,756	22	401	178,228	78	419	227,984
Kandy	35	59,319	21	615	219,861	79	650	279,180
Matale	12	23,097	23	311	78,270	77	323	101,367
Nuwara-Eliya	7	9,252	6	541	154,409	94	548	163,661
Galle	28	75,767	34	403	147,536	66	431	223,303
Matara	22	52,556	31	341	114,385	69	363	166,941
Hambantota	16	34,260	25	304	101,766	75	320	136,026
Jaffna	7	13,008	11	432	105,131	89	439	118,139
Kilinochchi	2	2,120	6	102	30,621	94	104	32,741
Mannar	5	5,991	22	128	20,899	78	133	26,890
Vavuniya	5	6,930	19	167	30,151	81	172	37,081
Mullaitivu	3	2,277	8	120	26,186	92	123	28,463
Batticaloa	10	18,883	14	347	113,004	86	357	131,887
Ampara	11	22,376	14	426	140,005	86	437	162,381
Trincomalee	9	14,625	15	303	85,187	85	312	99,812
Kurunegala	28	62,675	19	862	273,934	81	890	336,609
Puttalam	7	17,515	10	362	150,496	90	369	168,011
Anuradhapura	6	17,487	9	551	181,474	91	557	198,961
Polonnaruwa	4	8,221	9	244	79,742	91	248	87,963
Badulla	27	38,412	21	574	147,489	79	601	185,901
Monaragala	9	16,935	17	285	85,587	83	294	102,522
Ratnapura	14	36,049	16	587	182,564	84	601	218,613
Kegalle	14	37,063	22	516	130,983	78	530	168,046
Total	353	803,499	19	9,809	3,339,831	81	10,162	4,143,330

Source School Census 2016, Provisional

Table 7 :Students by gender, medium of study and district

District	Sinhala medium			Tamil medium			English medium			All students		
	Male	Female	Total	Male	Female	Total	Male	Female	Total	Male	Female	Total
Colombo	167,127	162,568	329,695	17,093	17,506	34,599	7,484	8,062	15,546	191,704	188,136	379,840
Gampaha	165,757	172,572	338,329	8,080	8,524	16,604	2,351	3,724	6,075	176,188	184,820	361,008
Kalutara	97,947	98,257	196,204	13,697	15,145	28,842	1,178	1,760	2,938	112,822	115,162	227,984
Kandy	101,557	103,415	204,972	31,904	33,780	65,684	3,339	5,185	8,524	136,800	142,380	279,180
Matale	39,934	40,589	80,523	9,252	9,615	18,867	952	1,025	1,977	50,138	51,229	101,367
Nuwaraeliya	32,160	33,141	65,301	48,081	48,193	96,274	959	1,127	2,086	81,200	82,461	163,661
Galle	107,323	107,809	215,132	2,357	2,458	4,815	1,399	1,957	3,356	111,079	112,224	223,303
Matara	79,020	77,686	156,706	3,662	3,693	7,355	1,268	1,612	2,880	83,950	82,991	166,941
Hambantota	64,573	66,334	130,907	1,244	1,370	2,614	1,028	1,477	2,505	66,845	69,181	136,026
Jaffna	-	-	-	56,847	58,965	115,812	1,092	1,235	2,327	57,939	60,200	118,139
Kilinochchi	-	-	-	16,171	16,467	32,638	40	63	103	16,211	16,530	32,741
Mannar	3	2	5	13,186	13,338	26,524	159	202	361	13,348	13,542	26,890
Vavuniya	1,757	1,713	3,470	16,504	16,585	33,089	266	256	522	18,527	18,554	37,081
Mullativu	843	809	1,652	13,232	13,486	26,718	32	61	93	14,107	14,356	28,463
Batticaloa	228	240	468	64,775	66,116	130,891	218	310	528	65,221	66,666	131,887
Ampara	28,161	28,537	56,698	52,499	50,482	102,981	1,153	1,549	2,702	81,813	80,568	162,381
Trincomalee	11,360	11,333	22,693	38,183	38,374	76,557	343	219	562	49,886	49,926	99,812
Kurunegala	149,499	147,715	297,214	14,059	16,258	30,317	4,227	4,851	9,078	167,785	168,824	336,609
Puttalam	60,315	61,407	121,722	21,906	22,162	44,068	963	1,258	2,221	83,184	84,827	168,011
Anuradhapura	87,460	89,161	176,621	9,283	10,075	19,358	1,359	1,623	2,982	98,102	100,859	198,961
Polonnaruwa	38,807	39,128	77,935	4,765	4,756	9,521	211	296	507	43,783	44,180	87,963
Badulla	66,016	69,150	135,166	23,220	24,303	47,523	1,346	1,866	3,212	90,582	95,319	185,901
Monaragala	47,097	48,804	95,901	2,274	2,317	4,591	838	1,192	2,030	50,209	52,313	102,522
Ratnapura	93,637	96,339	189,976	12,490	12,778	25,268	1,358	2,011	3,369	107,485	111,128	218,613
Kaegalle	68,137	68,878	137,015	13,191	13,331	26,522	1,952	2,557	4,509	83,280	84,766	168,046
Sri Lanka	1,508,718	1,525,587	3,034,305	507,955	520,077	1,028,032	35,515	45,478	80,993	2,052,188	2,091,142	4,143,330

Source :School Census 2016, Provisional

Table 8 : Students by school grade and district

District	Grade1	Grade 2	Grade 3	Grade 4	Grade 5	Grade 6	Grade 7	Grade 8	Grade 9	Grade 10	Grade 11	Grade 11 Repeaters
Colombo	26,454	28,078	30,045	29,377	29,690	31,253	31,485	30,557	29,559	29,799	27,564	713
Gampaha	27,592	29,141	30,885	30,466	29,997	29,222	29,004	29,032	28,206	27,791	26,373	484
Kalutara	17,617	18,363	19,398	19,566	19,633	18,673	18,129	18,166	17,517	17,059	15,422	747
Kandy	21,723	22,129	23,019	23,021	22,402	22,334	22,694	22,350	22,005	21,196	19,812	939
Matale	8,419	8,642	8,957	8,757	8,259	8,040	8,297	8,032	7,535	7,697	7,263	456
Nuwaraeliya	13,067	13,357	13,680	14,083	14,223	14,101	14,181	13,999	13,302	12,337	10,945	1,268
Galle	16,792	17,758	19,085	18,861	18,855	17,996	17,861	17,479	16,759	16,386	15,081	571
Matara	12,963	13,370	14,162	14,246	14,076	13,632	12,899	12,804	12,457	12,078	11,344	669
Hambantota	11,084	11,452	11,857	11,369	11,408	10,892	10,549	10,304	9,672	9,307	8,969	1,329
Jaffna	8,067	7,763	8,063	8,765	9,203	9,195	9,288	9,155	9,212	9,782	9,307	2,442
Kilinochchi	2,551	2,367	2,782	3,167	2,539	2,539	2,636	2,568	2,576	2,753	2,251	569
Mannar	1,961	1,968	2,090	2,291	2,004	2,136	2,181	2,009	2,076	2,105	1,739	384
Vavuniya	3,082	2,780	3,013	3,096	3,039	3,005	2,941	2,984	2,970	3,006	2,622	219
Mullativu	2,461	2,188	2,335	2,822	2,344	2,284	1,962	2,061	2,145	2,238	1,775	472
Batticaloa	9,971	10,284	10,987	11,480	11,888	11,639	10,525	10,642	10,432	9,591	8,750	2,003
Ampara	13,411	13,466	13,780	14,420	14,442	13,776	12,145	12,520	11,933	11,601	10,573	2,078
Trincomalee	8,166	8,539	8,864	9,122	8,870	8,132	7,494	7,779	7,482	7,354	6,374	1,255
Kurunegala	27,497	27,905	29,015	28,184	27,768	27,190	26,555	26,263	25,042	25,157	23,685	1,420
Puttalam	13,956	14,382	15,058	15,078	14,215	14,145	14,010	13,392	12,947	12,161	11,133	762
Anuradhapura	17,634	17,577	17,748	17,421	16,203	16,054	15,571	15,345	14,458	14,228	13,720	780
Polonnaruwa	7,803	7,820	7,747	7,864	7,407	7,356	6,933	6,697	6,439	6,549	6,101	337
Badulla	14,435	14,682	15,155	15,552	15,174	15,331	15,088	15,170	14,094	13,809	12,551	1,742
Monaragala	8,893	8,988	8,964	9,405	8,750	8,110	8,240	7,970	7,434	7,130	6,516	740
Ratnapura	18,078	18,511	19,492	19,280	18,734	18,041	17,911	17,840	16,609	15,855	14,213	601
Kaegalle	13,300	13,357	14,213	14,544	14,139	13,477	13,374	13,154	12,742	12,591	11,878	604
Sri Lanka	326,977	334,867	350,394	352,237	345,262	338,553	331,953	328,272	315,603	309,560	285,961	23,584

Table 8 :Students by School grade and district (cont.)

District	2018 A/L grade 12				2017 A/L grade 12				2016 A/L grade 13				2016 A/L grade 13Repeaters				Special Education	Total
	Science	Art	Commerce	Technology	Science	Art	Commerce	Technology	Science	Art	Commerce	Technology	Science	Art	Commerce	Technology		
Colombo	5,262	5,322	6,036	1,322	5,033	5,082	6,675	1,091	5,331	4,149	6,526	1,437	937	280	270	113	400	379,840
Gampaha	3,180	5,883	3,740	1,492	2,856	5,599	4,452	967	3,251	4,655	4,344	1,294	175	138	164	84	541	361,008
Kalutara	2,283	4,031	2,169	593	2,031	3,714	2,533	442	2,196	3,064	2,299	601	654	320	269	53	442	227,984
Kandy	2,593	5,363	2,492	1,113	2,601	5,415	2,774	906	2,859	4,381	2,640	1,087	283	399	169	21	460	279,180
Matale	388	1,971	557	364	686	1,891	843	397	710	1,553	725	394	156	176	49	-	153	101,367
Nuwara-Eliya	712	1,919	805	456	886	2,518	1,165	481	940	2,035	1,132	600	317	573	278	71	230	163,661
Galle	2,911	4,133	1,985	695	2,787	4,241	2,444	479	2,669	3,172	2,252	959	328	294	177	-	293	223,303
Matara	1,976	3,004	1,213	686	1,952	2,999	1,458	490	2,080	2,247	1,278	830	899	436	325	74	294	166,941
Hambantota	1,438	2,846	660	540	1,367	2,547	854	337	1,508	1,831	836	589	636	994	428	175	248	136,026
Jaffna	1,446	2,617	866	888	1,133	2,301	890	585	1,147	2,011	759	856	405	1,207	401	177	208	118,139
Kilinochchi	211	563	178	196	190	471	174	111	175	393	159	183	92	176	58	54	59	32,741
Mannar	182	645	196	244	168	569	189	138	180	536	195	135	126	268	99	47	29	26,890
Vavuniya	322	556	265	203	246	620	332	192	257	591	291	224	16	69	8	9	123	37,081
Mullaitivu	180	488	151	145	146	465	150	83	175	401	145	126	140	338	84	34	125	28,463
Batticaloa	799	2,194	728	662	705	2,258	722	446	688	1,967	689	544	253	704	132	98	106	131,887
Ampara	887	2,423	663	520	1,224	2,996	1,074	420	1,262	2,504	943	498	680	1,086	397	209	450	162,381
Trincomalee	460	1,737	469	350	472	1,784	598	279	503	1,566	638	304	164	615	174	74	194	99,812
Kurunegala	2,700	7,233	2,023	1,405	2,825	6,892	2,430	1,030	3,165	5,535	2,269	1,592	368	525	177	64	695	336,609
Puttalam	1,166	2,799	1,178	410	1,080	2,669	1,306	320	1,173	2,134	1,280	473	102	340	99	-	243	168,011
Anuradhapura	1,459	3,821	1,192	864	1,336	3,599	1,384	736	1,320	2,701	1,305	1,035	21	437	72	74	866	198,961
Polonnaruwa	543	1,611	533	568	506	1,502	669	320	361	1,018	513	382	14	124	71	25	150	87,963
Badulla	1,104	3,681	1,152	759	1,402	3,468	1,628	444	1,591	3,029	1,337	859	982	863	463	169	187	185,901
Monaragala	725	2,026	646	482	591	1,720	676	295	736	1,489	679	384	240	399	132	65	97	102,522
Ratnapura	1,434	3,377	1,289	803	1,795	3,990	1,739	762	1,891	3,233	1,799	741	20	156	38	18	363	218,613
Kegalle	1,466	3,134	1,060	675	1,552	3,254	1,458	550	1,744	2,662	1,335	823	70	324	88	79	399	168,046
Sri Lanka	35,827	73,377	32,246	16,435	35,570	72,564	38,617	12,301	37,912	58,857	36,368	16,950	8,078	11,241	4,622	1,787	7,355	4,143,330

Source :School Census 2016, Provisional

Table 9 :Government schools and their student enrolment by functional grade and district

District	1AB			1C			Type 2			Type 3		
	Schools	Students		Schools	Students		Schools	Students		Schools	Students	
		No.	%		No.	%		No.	%		No.	%
Colombo	80	215,211	56.7	77	68,608	18.1	140	61,758	16.3	108	34,263	9.0
Gampaha	69	140,544	38.9	103	95,152	26.4	184	63,354	17.5	180	61,958	17.2
Kalutara	50	103,667	45.5	66	50,944	22.3	162	45,557	20.0	141	27,816	12.2
Kandy	60	109,201	39.1	161	85,392	30.6	216	43,623	15.6	213	40,964	14.7
Matale	20	32,714	32.3	66	31,377	31.0	101	18,209	18.0	136	19,067	18.8
Nuwareliya	35	41,379	25.3	89	49,301	30.1	150	40,915	25.0	274	32,066	19.6
Galle	67	123,313	55.2	70	40,443	18.1	111	24,800	11.1	183	34,747	15.6
Matara	45	72,531	43.4	72	40,072	24.0	127	26,033	15.6	119	28,305	17.0
Hambantota	38	51,054	37.5	66	31,078	22.8	127	28,321	20.8	89	25,573	18.8
Jaffna	50	49,812	42.2	42	18,227	15.4	149	28,202	23.9	198	21,898	18.5
Kilinochchi	12	11,235	34.3	14	6,225	19.0	37	9,313	28.4	41	5,968	18.2
Mannar	16	11,303	42.0	21	6,619	24.6	31	4,588	17.1	65	4,380	16.3
Vavuniya	12	14,759	39.8	22	7,924	21.4	45	9,694	26.1	93	4,704	12.7
Mullativu	14	8,892	31.2	10	4,057	14.3	40	10,301	36.2	59	5,213	18.3
Batticaloa	34	44,121	33.5	54	33,301	25.2	105	32,029	24.3	164	22,436	17.0
Ampara	35	50,865	31.3	68	40,618	25.0	148	41,363	25.5	186	29,535	18.2
Trincomalee	25	27,562	27.6	59	32,035	32.1	98	23,908	24.0	130	16,307	16.3
Kurunegala	72	128,588	38.2	186	98,705	29.3	302	63,357	18.8	330	45,959	13.7
Puttalam	35	48,134	28.6	69	51,514	30.7	158	43,981	26.2	107	24,382	14.5
Anuradhapura	37	65,134	32.7	97	52,734	26.5	173	39,792	20.0	250	41,301	20.8
Polonnaruwa	24	31,151	35.4	33	19,238	21.9	58	16,487	18.7	133	21,087	24.0
Badulla	48	64,756	34.8	131	59,384	31.9	192	37,576	20.2	230	24,185	13.0
Monaragala	35	37,311	36.4	46	21,127	20.6	119	22,433	21.9	94	21,651	21.1
Ratnapura	55	76,272	34.9	90	52,648	24.1	250	54,610	25.0	206	35,083	16.0
Kaegalle	48	67,056	39.9	93	38,020	22.6	185	36,051	21.5	204	26,919	16.0
Sri Lanka	1,016	1,626,565	39.3	1,805	1,034,743	25.0	3,408	826,255	19.9	3,933	655,767	15.8

Source :School Census 2016 Provincial

Table 10 : Schools by size of student population and district

District	Size of population																					Total	
	1-15 students	16-30 students	31-50 students	51-75 students	76-100 students	101-125 students	126-150 students	151-175 students	176-200 students	201-300 students	301-500 students	501-750 students	751-1000 students	1001-1500 students	1501-2000 students	2001-2500 students	2501-3000 students	3001-3500 students	3501-4000 students	4001-4500 students	4501-5000 students and above		
Colombo	2	6	7	14	12	18	14	16	16	41	59	55	30	37	23	16	9	10	7	3	2	8	405
Gampaha		4	15	19	21	30	30	22	18	60	89	65	51	48	23	21	7	6	2	3	2		536
Kalutara	4	16	21	35	25	21	20	21	18	57	53	29	35	27	15	8	4	3	2	4	1		419
Kandy	17	29	47	53	37	36	36	37	27	74	96	65	33	30	10	7	7	2	3	1	2	1	650
Matale	14	20	29	33	21	23	13	15	20	40	42	21	8	11	4	8		1					323
Nuwaraeliya	12	27	36	65	54	46	26	23	20	50	89	56	16	17	7	2	1	1					548
Galle	5	21	20	33	36	24	23	27	25	50	51	31	25	22	14	6	7	2	4	2	1	2	431
Matara	13	23	20	22	24	23	20	15	14	40	55	35	20	14	10	7	3	3				2	363
Hambantota	6	7	18	27	27	20	15	22	15	43	45	22	19	20	5		4	1	2	2			320
Jaffna	4	29	51	46	42	36	28	21	15	59	45	27	12	16	3	4	1						439
Kilinochchi	2	5	9	7	8	8	2	9	2	10	20	14	5	2		1							104
Mannar	12	16	17	6	14	8	6	5	5	17	15	7	2		3								133
Vavuniya	29	26	13	14	9	13	6	6	5	13	22	10	1	1	1	2		1					172
Mullativu	10	12	6	12	12	9	5	4	7	11	21	9	2	2	1								123
Batticaloa	9	23	22	31	18	21	13	18	14	42	59	42	21	10	6	7	1						357
Ampara	4	16	28	36	29	25	28	17	35	58	67	34	26	19	8	2	2	3					437
Trincomalee	5	14	17	28	29	19	10	18	14	46	52	35	10	8	2	5							312
Kurunegala	11	35	66	88	68	62	63	42	43	104	136	72	28	24	20	9	10	3	2	3		1	890
Puttalam		7	12	22	18	26	23	22	14	51	72	35	28	20	12	3	1		3				369
Anuradhapura	3	27	66	53	27	32	33	29	22	76	80	49	25	14	9	5	1	2	1	1	1	1	557
Polonnaruwa	2	4	16	34	24	12	12	12	4	34	46	16	16	7	6	1	1	1					248
Badulla	27	38	43	50	46	51	31	33	33	73	70	57	17	14	6	6	4		1			1	601
Monaragala	8	19	18	21	15	18	14	10	15	43	45	35	16	9	5	2	1						294
Ratnapura	25	46	45	50	41	37	24	35	28	66	84	39	27	28	13	6	2	2	1		1	1	601
Kaegalle	26	52	41	46	41	38	25	26	31	65	57	27	20	16	5	3	5	4	1		1		530
Sri Lanka	250	522	683	845	698	656	520	505	460	1223	1470	887	493	416	211	131	71	45	29	19	11	17	10,162

Source :School Census 2016, Provincial

Table 11- Schools by functional grade, sex of students and size of student population

Size of student population	Functional grade				Sex of students			Total
	1AB	1C	Type 2	Type 3	Boys	Girls	Mixed	
1-15 students		1	8	241			250	250
16-30 students			35	487		1	521	522
31-50 students		4	85	594	2		681	683
51-75 students		7	230	608	4		841	845
76-100 students		10	303	385	2	2	694	698
101-125 students	2	23	353	278	1	2	653	656
126-150 students		23	319	178	1	1	518	520
151-175 students		47	294	164	1	1	503	505
176-200 students	1	52	277	130	1	1	458	460
201-300 students	16	247	720	240	7	10	1,206	1,223
301-500 students	92	543	525	310	12	16	1,442	1,470
501-750 students	151	416	152	168	21	21	845	887
751-1000 students	132	230	50	81	10	43	440	493
1001-1500 students	185	144	32	55	14	29	373	416
1501-2000 students	145	39	14	13	17	31	163	211
2001-2500 students	110	15	5	1	16	28	87	131
2501-3000 students	62	4	5		11	22	38	71
3001-3500 students	45				11	8	26	45
3501-4000 students	29				5	11	13	29
4001-4500 students	18		1		4	5	10	19
4501-5000 students	11				4	3	4	11
5001 students and above	17				6	5	6	17
Total	1,016	1,805	3,408	3,933	150	240	9,772	10,162

Source :School Census 2016, Provincial

Table 12- Schools by medium of instruction and size of student population

size of student population	Sinhala medium only	Tamil medium only	Sinhala and Tamil medium	Sinhala and English media	Tamil and English media	Sinhala, Tamil and English medium	All Schools
1-15 students	161	87	1	1			250
16-30 students	332	186	3	1			522
31-50 students	436	240	4		2	1	683
51-75 students	556	284	1	2	1	1	845
76-100 students	439	256	2	1			698
101-125 students	430	221	2	1		2	656
126-150 students	372	143	1	2	1	1	520
151-175 students	356	144	1	2	1	1	505
176-200 students	317	136	3	3		1	460
201-300 students	843	361	5	10	3	1	1,223
301-500 students	951	470	9	28	10	2	1,470
501-750 students	518	275	12	54	22	6	887
751-1000 students	297	107	9	54	24	2	493
1001-1500 students	210	64	8	86	44	4	416
1501-2000 students	77	9	4	87	28	6	211
2001-2500 students	27	5	1	73	21	4	131
2501-3000 students	11	1		48	6	5	71
3001-3500 students	2			37	5	1	45
3501-4000 students	2			24		3	29
4001-4500 students	1			17		1	19
4501-5000 students				9		2	11
5001 students and above				14		3	17
Total	6,338	2,989	66	554	168	47	10,162

Source :School Census 2016, Provincial

Table 13 : Teachers by category of appointment and district

District	Graduate teachers	Trained teachers	Trainee teachers	Untrained teachers	Other teachers	Total
Colombo	9,517	7,550	23	72	28	17,190
Gampaha	8,491	7,410	6	95	25	16,027
Kalutara	5,923	5,136	21	31	33	11,144
Kandy	7,392	9,216	125	258	9	17,000
Matale	2,727	3,686	48	96	8	6,565
Nuwaraeliya	2,722	6,587	323	261	11	9,904
Galle	4,743	6,236	33	96	1	11,109
Matara	4,588	5,281	48	46	12	9,975
Hambantota	3,460	4,405	28	43	7	7,943
Jaffna	3,749	4,187	32	53	16	8,037
Kilinochchi	607	1,207	221	5	4	2,044
Mannar	569	1,279	35	50	9	1,942
Vavuniya	755	1,826	4	34	62	2,681
Mullativu	503	1,162	92	17	81	1,855
Batticaloa	2,817	3,835	15	79	4	6,750
Ampara	2,883	5,913	32	92	22	8,942
Trincomalee	1,492	3,523	24	96	27	5,162
Kurunegala	8,614	10,846	35	253	16	19,764
Puttalam	3,184	4,718	22	101	16	8,041
Anuradhapura	4,841	7,021	29	61	52	12,004
Polonnaruwa	2,130	2,487	27	47	4	4,695
Badulla	4,832	7,820	343	229	168	13,392
Monaragala	2,730	3,399	100	141	39	6,409
Ratnapura	5,113	7,383	121	65	3	12,685
Kaegalle	5,342	5,744	100	105	4	11,295
Sri Lanka*	99,724	127,857	1,887	2,426	661	232,555

Source :School Census 2016, Provincial

Table14 : Government schools and teachers by functional grade of school and district

District	1AB			1C			Type 2			Type 3		
	Schools	Teachers		Schools	Teachers		Schools	Teachers		Schools	Teachers	
		No.	%		No.	%		No.	%		No.	%
Colombo	80	8,961	52.1	77	3,445	20.0	140	3,382	19.7	108	1,402	8.2
Gampaha	69	5,759	35.9	103	4,194	26.2	184	3,628	22.6	180	2,447	15.3
Kalutara	50	4,328	38.8	66	2,459	22.1	162	2,964	26.6	141	1,395	12.5
Kandy	60	5,437	32.0	161	5,553	32.7	216	3,831	22.5	213	2,180	12.8
Matale	20	1,617	24.6	66	2,034	31.0	101	1,771	27.0	136	1,143	17.4
Nuwara-Eliya	35	2,110	21.3	89	2,814	28.4	150	2,873	29.0	274	2,107	21.3
Galle	67	5,128	46.1	70	2,316	20.8	111	1,981	17.8	183	1,688	15.2
Matara	45	3,497	35.1	72	2,581	25.9	127	2,510	25.2	119	1,387	13.9
Hambantota	38	2,329	29.3	66	1,988	25.0	127	2,501	31.5	89	1,127	14.2
Jaffna	50	2,702	33.6	42	1,335	16.6	149	2,594	32.3	198	1,408	17.5
Kilinochchi	12	558	27.3	14	447	21.9	37	685	33.5	41	354	17.3
Mannar	16	718	37.0	21	507	26.1	31	387	19.9	65	330	17.0
Vavuniya	12	850	31.7	22	599	22.3	45	813	30.3	93	419	15.6
Mullaitivu	14	523	28.2	10	260	14.0	40	733	39.5	59	339	18.3
Batticaloa	34	2,043	30.3	54	1,707	25.3	105	1,797	26.6	164	1,204	17.8
Ampara	35	2,447	27.4	68	2,207	24.7	148	2,703	30.2	186	1,585	17.7
Trincomalee	25	1,264	24.5	59	1,574	30.5	98	1,457	28.2	130	871	16.9
Kurunegala	72	6,268	31.7	186	5,793	29.3	302	5,027	25.4	330	2,690	13.6
Puttalam	35	1,996	24.8	69	2,403	29.9	158	2,570	31.9	107	1,079	13.4
Anuradhapura	37	2,982	24.8	97	3,354	27.9	173	3,225	26.9	250	2,449	20.4
Polonnaruwa	24	1,463	31.2	33	1,059	22.6	58	1,040	22.1	133	1,134	24.1
Badulla	48	3,567	26.6	131	4,428	33.1	192	3,588	26.8	230	1,810	13.5
Monaragala	35	1,947	30.4	46	1,381	21.5	119	2,077	32.4	94	1,006	15.7
Ratnapura	55	3,837	30.2	90	2,903	22.9	250	4,188	33.0	206	1,757	13.9
Kegalle	48	3,681	32.6	93	2,660	23.6	185	3,261	28.9	204	1,693	15.0
Sri Lanka	1,016	76,012	32.7	1,805	60,001	25.8	3,408	61,586	26.5	3,933	35,004	15.0

Source :School Census 2016, Provincial

Table 15 : Government Schools by size of Teacher population and district

District	Size of teacher population																					Total		
	One teacher	Two teachers	Tree teachers	Four teachers	Five teachers	Six teachers	Seven teachers	Eight teachers	Nine teachers	Ten teachers	11-15 teachers	16-20 teachers	21-25 teachers	26-30 teachers	31-40 teachers	41-50 teachers	51-60 teachers	61-70 teachers	71-80 teachers	81-90 teachers	91-100 teachers		101-150 teachers	151 & above teachers
Colombo			2	3	1	9	21	10	9	5	57	61	33	22	35	34	24	10	10	4	14	27	14	405
Gampaha					4	5	54	30	8	2	82	97	48	36	64	26	14	18	15	12	5	10	6	536
Kalutara			2	4	6	21	40	25	8	3	78	86	26	9	33	22	16	5	11	6	4	10	4	419
Kandy	3	6	11	16	13	26	47	23	15	17	86	109	70	53	53	32	19	12	6	5	8	14	6	650
Matale	1	3	6	13	15	16	32	16	7	4	38	64	42	18	21	5	4	7	2	2	1	6		323
Nuwara-Eliya	1		11	16	37	65	50	38	22	12	47	70	54	47	30	23	9	5	3	6		2		548
Galle		2	5	1	10	25	59	28	10	5	53	78	36	24	20	19	12	14	5	5	6	9	5	431
Matara	1	1	1	4	5	10	21	18	10	8	47	69	43	26	36	22	5	10	9	4	3	8	2	363
Hambantota		1			5	3	18	18	12	9	33	80	47	25	21	23	12	3	1	1		8		320
Jaffna	1	3	9	29	38	47	29	15	7	5	70	62	34	18	27	20	9	7	2	2	2	3		439
Kilinochchi		1	1	4	8	8	5	3	1	1	19	13	15	4	10	7	2	1	1					104
Mannar	1	4	13	19	8	13	6	4	4	2	16	10	12	7	7	3		1		1	2			133
Vavuniya	5	27	15	11	6	8	7	8	6	2	13	22	15	9	6	5	2	1			1	2	1	172
Mullaitivu	2	7	12	7	6	7	7	2	5	2	18	18	5	8	12	3		2						123
Batticaloa	2	8	9	19	20	29	32	13	9	12	49	40	28	24	32	11	6	4	3	1	4	2		357
Ampara	1	2	9	10	22	28	35	16	22	13	83	76	23	18	31	15	10	4	8	1	1	9		437
Trincomalee	1	4	7	19	12	28	30	8	11	16	53	42	30	17	17	4	5	1	2	2	2	1		312
Kurunegala	2	4	11	15	23	54	113	35	23	24	172	137	81	38	58	22	18	14	9	5	9	15	8	890
Puttalam	2	2	2	2	8	17	19	16	12	14	90	64	29	23	21	23	11	4	1	4	2	1	2	369
Anuradhapura		1	6	12	16	47	51	36	27	12	66	95	48	32	45	24	11	6	6	3	3	6	4	557
Polonnaruwa		1	1	4	11	34	33	16	5	3	37	33	18	10	14	12	5	3	2	2	3	1		248
Badulla		5	10	19	26	36	37	33	24	14	78	97	60	32	54	32	12	8	9		3	10	2	601
Monaragala		2	3	4	12	12	19	9	3	5	50	59	38	22	26	10	7	6	2	1	2	2		294
Ratnapura	4	16	11	25	28	34	27	27	15	7	100	133	37	26	44	23	11	11	7	4	1	8	2	601
Kegalle		8	9	19	20	34	36	35	11	9	85	99	61	25	26	12	16	6	4	1		7	7	530
Sri Lanka	27	108	166	275	360	616	828	482	286	206	1520	1714	933	573	743	432	240	163	118	72	76	161	63	10,162

Source :School Census 2016,Provincial

Teachers still working in temporary closed schools. Those Teachers are not included in this table.

Table 16 : Gross pupil Teacher ratio by category of teacher and district

District	Teachers						Pupil/Graduate Teacher ratio	Pupil/Trained Teacher ratio	Pupil/UnTrained Teacher ratio	Overall Pupil Teacher ratio
	Schools	Pupils	Graduate	Trained	Untrained	Total				
Colombo	405	379,840	9517	7550	123	17,190	40	50	3,088	22
Gampaha	536	361,008	8491	7410	126	16,027	43	49	2,865	23
Kalutara	419	227,984	5923	5136	85	11,144	38	44	2,682	20
Kandy	650	279,180	7392	9216	392	17,000	38	30	712	16
Matale	323	101,367	2727	3686	152	6,565	37	28	667	15
Nuwara-Eliya	548	163,661	2722	6587	595	9,904	60	25	275	17
Galle	431	223,303	4743	6236	130	11,109	47	36	1,718	20
Matara	363	166,941	4588	5281	106	9,975	36	32	1,575	17
Hambantota	320	136,026	3460	4405	78	7,943	39	31	1,744	17
Jaffna	439	118,139	3749	4187	101	8,037	32	28	1,170	15
Kilinochchi	104	32,741	607	1207	230	2,044	54	27	142	16
Mannar	133	26,890	569	1279	94	1,942	47	21	286	14
Vavuniya	172	37,081	755	1826	100	2,681	49	20	371	14
Mullaitivu	123	28,463	503	1162	190	1,855	57	24	150	15
Batticaloa	357	131,887	2817	3835	98	6,750	47	34	1,346	20
Ampara	437	162,381	2883	5913	146	8,942	56	27	1,112	18
Trincomalee	312	99,812	1492	3523	147	5,162	67	28	679	19
Kurunegala	890	336,609	8614	10846	304	19,764	39	31	1,107	17
Puttalam	369	168,011	3184	4718	139	8,041	53	36	1,209	21
Anuradhapura	557	198,961	4841	7021	142	12,004	41	28	1,401	17
Polonnaruwa	248	87,963	2130	2487	78	4,695	41	35	1,128	19
Badulla	601	185,901	4832	7820	740	13,392	38	24	251	14
Monaragala	294	102,522	2730	3399	280	6,409	38	30	366	16
Ratnapura	601	218,613	5113	7383	189	12,685	43	30	1,157	17
Kegalle	530	168,046	5342	5744	209	11,295	31	29	804	15
Sri Lanka	10,162	4,143,330	99724	127857	4974	232,555	42	32	833	18

Source :School Census 2016,Provincial

Teachers still working in temporary closed schools. Those Teachers are not included in this table.

*Untrained:- including trainees & other

Table 17-Gross pupil teacher ratio by functional grade of school, Type of schools and district

District	Functional grade of school				Type of schools			Total
	1AB	1C	Type 2	Type 3	Boys	Girls	Mixed	
Colombo	24	20	18	24	24	24	21	22
Gampaha	24	23	17	25	23	27	22	23
Kalutara	24	21	15	20	28	26	20	20
Kandy	20	15	11	19	21	22	15	16
Matale	20	15	10	17	19	22	15	15
Nuwara-Eliya	20	18	14	15	18	18	16	17
Galle	24	17	13	21	23	26	19	20
Matara	21	16	10	20	23	26	16	17
Hambantota	22	16	11	23	19	22	17	17
Jaffna	18	14	11	16	18	19	14	15
Kilinochchi	20	14	14	17	0	18	16	16
Mannar	16	13	12	13	18	16	13	14
Vavuniya	17	13	12	11	0	19	13	14
Mullaitivu	17	16	14	15	0	0	15	15
Batticaloa	22	20	18	19	21	23	19	20
Ampara	21	18	15	19	20	22	18	18
Trincomalee	22	20	16	19	20	22	19	19
Kurunegala	21	17	13	17	24	26	17	17
Puttalam	24	21	17	23	24	29	20	21
Anuradhapura	22	16	12	17	20	26	16	17
Polonnaruwa	21	18	16	19	0	17	19	19
Badulla	18	13	10	13	17	20	14	14
Monaragala	19	15	11	22	0	21	16	16
Ratnapura	20	18	13	20	22	22	17	17
Kegalle	18	14	11	16	19	22	14	15
Sri Lanka	21	17	13	19	22	24	17	18

Source :School Census 2016, Provincial

Table 18-Gross pupil teacher ratio by medium of instruction of school and district

District	Sinhala only	Tamil only	Sinhala and Tamil	Sinhala and English	Tamil and English	Sinhala, Tamil and English
Colombo	21	16	18	24	21	24
Gampaha	22	19	24	25	21	23
Kalutara	19	19	20	25	25	23
Kandy	14	17	16	19	21	20
Matale	14	14	4	19	21	29
Nuwara-Eliya	12	19	18	18	20	20
Galle	19	13	19	24	21	0
Matara	15	17	17	21	26	0
Hambantota	15	18	0	24	0	0
Jaffna	0	13	0	0	20	0
Kilinochchi	0	15	0	0	21	0
Mannar	3	13	0	0	17	0
Vavuniya	13	13	0	7	17	0
Mullaitivu	12	15	0	0	19	0
Batticaloa	21	19	20	0	22	0
Ampara	17	18	14	26	20	0
Trincomalee	18	19	4	0	22	0
Kurunegala	15	17	3	21	22	10
Puttalam	19	21	20	26	21	22
Anuradhapura	15	15	0	23	0	0
Polonnaruwa	18	19	18	21	23	0
Badulla	11	15	0	19	16	12
Monaragala	15	14	0	20	19	0
Ratnapura	16	19	10	20	20	21
Kegalle	13	15	17	19	19	10
Sri Lanka	16	17	18	22	20	22

Source :School Census
2016,Provincial

Table 19 : Schools by gross pupil teacher ratio and district

District	Pupil teacher ratio grouped															Total	
	One student per teacher	Two students per teacher	Three students per teacher	Four students per teacher	Five students per teacher	Six students per teacher	Seven students per teacher	Eight students per teacher	Nine students per teacher	10-20 students per teacher	21-30 students per teacher	31-40 students per teacher	41-50 students per teacher	51-75 students per teacher	76-100 students per teacher		101 and above students per teacher
Colombo		1	1	4	4	5	11	11	5	155	176	32					405
Gampaha			2	1	8	6	9	16	13	195	224	62					536
Kalutara	1		2	8	14	11	17	17	15	173	135	25	1				419
Kandy		7	11	15	30	42	32	24	24	316	126	19	1	1			648
Matale		3	5	13	11	25	23	20	7	157	48	10					322
Nuwara-Eliya	3	2	14	11	14	16	24	15	24	271	125	24	4				547
Galle		4	7	5	13	15	18	20	18	183	99	43	3	1	1		430
Matara	2	11	14	24	19	20	10	13	17	154	56	21	1				362
Hambantota	1	7	6	11	22	22	9	12	23	134	53	18	1			1	320
Jaffna		1	3	10	19	16	19	30	25	239	65	9	1		1		438
Kilinochchi				2	1	6	5	4	7	60	18	1					104
Mannar		1	2	3	2	5	2	14	4	78	20	1					132
Vavuniya		1		2	2	9	8	16	13	99	16	1					167
Mullaitivu		1			1	6	2	8	4	79	19	1	1				122
Batticaloa			3	4	2	7	6	18	8	160	121	23	1	2			355
Ampara		1	1	4	12	7	13	26	12	218	120	19	2	1		1	437
Trincomalee			1	2	4	8	6	8	9	139	106	20	6	2			311
Kurunegala		1	14	20	28	46	33	47	43	431	190	35	1				889
Puttalam				2	3	3	9	15	13	147	136	32	5	3			368
Anuradhapura			3	12	15	23	27	39	31	313	81	11	1	1			557
Polonnaruwa			1	1	1	5	5	9	8	130	70	17	1				248
Badulla	1	5	19	31	37	37	46	35	33	262	77	15		2	1		601
Monaragala	1	2	7	8	20	14	12	22	11	129	52	13	1		1	1	294
Ratnapura	1	2	10	31	30	29	23	34	29	266	102	29	5	5	2	1	599
Kegalle	3	14	16	33	31	39	23	37	31	211	77	13	1		1		530
Sri Lanka	13	64	142	257	343	422	392	510	427	4699	2312	494	37	18	7	4	10,141

Source :School Census 2016, Provincial

Teachers still working in temporary closed schools. Those Teachers are not included in this table.

Table 20- Schools by functional grade, Type of school and gross pupil teacher ratio group

Pupil teacher ratio grouped	Functional grade				Type of school			Total
	1AB	1C	Type 2	Type 3	Boys	Girls	Mixed	
0 student per teacher				5			5	5
1 students per teacher			2	16			18	18
2 students per teacher		1	28	97			126	126
3 students per teacher		2	59	136	1	1	195	197
4 students per teacher		14	131	233			378	378
5 students per teacher		21	183	203	3		404	407
6 students per teacher	2	25	209	256			492	492
7 students per teacher	2	40	250	197		1	488	489
8 students per teacher	6	51	230	213	1		499	500
9 students per teacher	12	55	217	182	2	1	463	466
10-20 students per teacher	519	1,158	1,722	1,290	58	79	4,552	4,689
21-30 students per teacher	452	427	356	816	78	144	1,829	2,051
31-40 students per teacher	19	10	17	267	7	13	293	313
41-50 students per teacher	2		1	10			13	13
51-75 students per teacher	1	1	2	7			11	11
76-100 students per teacher	1		1	4		1	5	6
101 or more students per teacher				1			1	1
All schools	1,016	1,805	3,408	3,933	150	240	9,772	10,162

Source :School Census 2015, Provincial

Table 21- Schools by medium of instructions and gross pupil teacher ratio group

Pupil teacher ratio grouped	Medium of instruction						Total
	Sinhala medium only	Tamil medium only	Sinhala and Tamil medium	Sinhala and English medium	Tamil and English media	Sinhala, Tamil and English medium	
1 students per teacher	11	1		1			13
2 students per teacher	58	6					64
3 students per teacher	124	17	1				142
4 students per teacher	211	41	3	1	1		257
5 students per teacher	281	57	3	2			343
6 students per teacher	319	100		1		2	422
7 students per teacher	293	94	3	2			392
8 students per teacher	340	164	1	5			510
9 students per teacher	300	119	3	4	1		427
10-20 students per teacher	2,834	1507	29	222	84	23	4,699
21-30 students per teacher	1,161	729	20	302	79	21	2,312
31-40 students per teacher	362	113	3	14	1	1	494
41-50 students per teacher	18	18			1		37
51-75 students per teacher	9	9					18
76-100 students per teacher	5	1			1		7
101 or above students per teacher	2	2					4
Total	6,328	2978	66	554	168	47	10,141

Source :School Census 2016, Provincial

Table 22- Schools by gross pupil teacher ratio and number of teachers in school

Number of teachers in school	Pupil teacher ratio grouped																Total
	One student per teacher	Two students per teacher	Three students per teacher	Four students per teacher	Five students per teacher	Six students per teacher	Seven students per teacher	Eight students per teacher	Nine students per teacher	10-20 students per teacher	21-30 students per teacher	31-40 students per teacher	41-50 students per teacher	51-75 students per teacher	76-100 students per teacher	101 and above students per teachers	
One teacher	2	1	1	2	6	5	6	6	2	47	10	11	4	4	2	1	110
Two teachers		6	3	13	3	18	8	11	2	68	16	11		2		1	162
Three teachers	4	7	16	13	25	17	14	25	15	98	30	12		1	1	1	279
Four teachers	2	11	8	22	20	36	21	37	9	127	43	16	9		1		362
Five teachers	1	3	22	29	39	30	29	47	48	258	76	30	1	3	1	1	618
Six teachers	1	8	15	44	32	52	36	59	36	374	131	26	7				821
Seven teachers	1	5	16	19	25	24	26	27	20	187	113	17	1	1	1		483
Eight teachers		6	7	10	12	10	16	22	19	105	72	12	3				294
Nine teachers	1	4	9	7	12	12	10	8	14	70	43	12	4				206
Ten teachers		3	2	8	9	13	11	8	12	72	55	11	1				205
11-15 teachers	1	8	23	43	89	96	85	119	100	718	294	109	4	5	1		1,695
16-20 teachers		2	18	32	44	79	83	87	96	817	243	69	1	2			1,573
21-25 teachers			2	10	20	20	30	33	27	488	157	45					832
26-30 teachers				3	3	2	9	6	12	321	129	33	1				519
31-40 teachers				1	4	7	6	10	10	410	228	31					707
41-50 teachers				1		1	1	2	3	238	151	17					414
51-60 teachers							1	1	1	114	106	10					233
61-70 teachers								2		57	84	4					147
71-80 teachers									1	39	71	6					117
81-90 teachers										23	46	2	1				72
91-100 teachers										17	50	2					69
101-150 teachers										42	113	7					162
151 or above teachers										9	51	1					61
Total	13	64	142	257	343	422	392	510	427	4699	2312	494	37	18	7	4	10,141

Source :School Census 2016, Provisional

Table 23 : Grade one new admissions by gender, medium of study and district

District	Sinhala medium			Tamil medium			Total		
	Male	Female	Total	Male	Female	Total	Male	Female	Total
Colombo	11,854	11,376	23,230	1,348	1,381	2,729	13,202	12,757	25,959
Gampaha	12,975	12,958	25,933	694	702	1,396	13,669	13,660	27,329
Kalutara	7,537	7,212	14,749	1,260	1,233	2,493	8,797	8,445	17,242
Kandy	7,921	7,814	15,735	2,780	2,688	5,468	10,701	10,502	21,203
Matale	3,488	3,195	6,683	706	691	1,397	4,194	3,886	8,080
Nuwara-Eliya	2,326	2,295	4,621	3,961	3,856	7,817	6,287	6,151	12,438
Galle	8,286	8,000	16,286	176	188	364	8,462	8,188	16,650
Matara	6,538	6,071	12,609	318	285	603	6,856	6,356	13,212
Hambantota	5,393	5,224	10,617	69	78	147	5,462	5,302	10,764
Jaffna	-	-	0	3,846	3,901	7,747	3,846	3,901	7,747
Kilinochchi	-	-	0	1,264	1,191	2,455	1,264	1,191	2,455
Mannar	-	-	0	917	819	1,736	917	819	1,736
Vavuniya	147	128	275	1,249	1,284	2,533	1,396	1,412	2,808
Mullaitivu	113	97	210	1,082	1,049	2,131	1,195	1,146	2,341
Batticaloa	23	22	45	4,854	4,671	9,525	4,877	4,693	9,570
Ampara	2,494	2,231	4,725	4,297	4,024	8,321	6,791	6,255	13,046
Trincomalee	1,017	896	1,913	2,831	2,674	5,505	3,848	3,570	7,418
Kurunegala	12,725	12,026	24,751	1,174	1,262	2,436	13,899	13,288	27,187
Puttalam	4,788	4,733	9,521	1,777	1,741	3,518	6,565	6,474	13,039
Anuradhapura	8,025	7,687	15,712	786	818	1,604	8,811	8,505	17,316
Polonnaruwa	3,424	3,382	6,806	296	295	591	3,720	3,677	7,397
Badulla	5,138	5,089	10,227	1,894	1,829	3,723	7,032	6,918	13,950
Monaragala	4,197	4,068	8,265	199	208	407	4,396	4,276	8,672
Ratnapura	7,910	7,679	15,589	1,116	1,085	2,201	9,026	8,764	17,790
Kegalle	5,395	5,329	10,724	921	901	1,822	6,316	6,230	12,546
Sri Lanka	121,714	117,512	239,226	39,815	38,854	78,669	161,529	156,366	317,895

Source :School Census 2016, Provincial

Table 24 : Grade one new admissions by gender, functional grade of school and district

District	Functional Grade								All school		
	1AB		1C		Type 2		Type 3				
	Male	Female	Male	Female	Male	Female	Male	Female	Male	Female	Total
Colombo	4,629	4,543	2,168	2,338	3,006	2,847	3,399	3,029	13,202	12,757	25,959
Gampaha	1,569	1,855	3,122	3,275	2,959	2,756	6,019	5,774	13,669	13,660	27,329
Kalutara	2,309	1,998	1,778	1,776	2,035	2,238	2,675	2,433	8,797	8,445	17,242
Kandy	1,589	2,195	2,596	2,911	2,238	1,873	4,278	3,523	10,701	10,502	21,203
Matale	561	558	869	863	907	779	1,857	1,686	4,194	3,886	8,080
Nuwara-Eliya	434	518	1,088	1,061	1,868	1,732	2,897	2,840	6,287	6,151	12,438
Galle	2,239	2,347	1,549	1,599	1,211	1,169	3,463	3,073	8,462	8,188	16,650
Matara	1,080	772	1,692	1,657	1,357	1,307	2,727	2,620	6,856	6,356	13,212
Hambantota	296	302	1,234	1,274	1,493	1,434	2,439	2,292	5,462	5,302	10,764
Jaffna	370	483	457	455	1,009	913	2,010	2,050	3,846	3,901	7,747
Kilinochchi	96	108	146	159	404	382	618	542	1,264	1,191	2,455
Mannar	165	157	183	193	197	160	372	309	917	819	1,736
Vavuniya	420	371	205	198	399	396	372	447	1,396	1,412	2,808
Mullaitivu	33	33	151	141	513	501	498	471	1,195	1,146	2,341
Batticaloa	632	629	864	976	1,250	1,137	2,131	1,951	4,877	4,693	9,570
Ampara	479	687	1,180	1,130	2,128	1,893	3,004	2,545	6,791	6,255	13,046
Trincomalee	593	620	628	832	1,021	950	1,606	1,168	3,848	3,570	7,418
Kurunegala	1,764	1,782	3,682	3,419	3,568	3,470	4,885	4,617	13,899	13,288	27,187
Puttalam	535	480	1,602	1,582	2,283	2,169	2,145	2,243	6,565	6,474	13,039
Anuradhapura	357	422	1,743	1,778	2,289	2,219	4,422	4,086	8,811	8,505	17,316
Polonnaruwa	109	137	599	643	796	814	2,216	2,083	3,720	3,677	7,397
Badulla	836	980	1,912	1,955	1,887	1,775	2,397	2,208	7,032	6,918	13,950
Monaragala	192	223	904	883	1,189	1,096	2,111	2,074	4,396	4,276	8,672
Ratnapura	661	670	1,997	2,025	2,896	2,833	3,472	3,236	9,026	8,764	17,790
Kegalle	488	685	1,353	1,350	1,795	1,702	2,680	2,493	6,316	6,230	12,546
Sri Lanka	22,436	23,555	33,702	34,473	40,698	38,545	64,693	59,793	161,529	156,366	317,895

Source :School Census 2016, Provincial

Table 25 : Schools by functional grade, sex of students and size of grade one new Admissions

Grade 1 new Admissions grouped	Functional grade				Type of school			Total
	1AB	1C	Type 2	Type 3	Boys	Girls	Mixed	
Non Admissions	23	36	108	164	2	6	323	331
One Admissions		8	29	98	1		134	135
Two Admissions		2	36	118			156	156
Three Admissions		4	56	143			203	203
Four Admissions	1	4	70	155		2	228	230
Five Admissions		7	84	124		1	214	215
Six Admissions		3	94	131			228	228
Seven Admissions		10	115	123	1		247	248
Eight Admissions		8	104	140			252	252
Nine Admissions		11	100	129		1	239	240
10-15 Admissions	1	98	695	609	4	5	1,394	1,403
16-20 Admissions	4	127	457	353	3	2	936	941
21-25 Admissions	7	117	360	241	1	5	719	725
26-30 Admissions	6	131	310	191	4	5	629	638
31-40 Admissions	8	229	351	294	9	10	863	882
41-60 Admissions	17	278	205	211	9	18	684	711
61-80 Admissions	31	190	102	240	16	26	521	563
81-100 Admissions	16	61	18	76	7	14	150	171
101-125 Admissions	68	80	34	143	17	37	271	325
126-150 Admissions	32	21	8	50	7	15	89	111
151-200 Admissions	108	24	15	89	26	41	169	236
201-250 Admissions	24	3	7	24	12	5	41	58
Admissions above 251	14	1	5	17	3	6	28	37
Total	360	1,453	3,363	3,863	122	199	8,718	9,039

Source :School Census 2016, Provincial

Table 26 : Schools by medium of instructions and size of grade one new admissions

Grade 1 new admissions grouped	Medium of instruction					
	Sinhala medium only	Tamil medium only	Sinhala and Tamil only	Sinhala and English only	Tamil and English only	Sinhala, Tamil and English
Non Admissions	137	182	1	6	2	3
One Admissions	64	71				
Two Admissions	103	53				
Three Admissions	122	78	2		1	
Four Admissions	145	83	1		1	
Five Admissions	132	82		1		
Six Admissions	157	68	1	1	1	
Seven Admissions	168	79		1		
Eight Admissions	145	101	3	1	1	1
Nine Admissions	162	77	1			
10-15 Admissions	941	447	6	5	1	3
16-20 Admissions	628	306	1	1	3	2
21-25 Admissions	471	243	3	5	2	1
26-30 Admissions	426	202	5	3	2	
31-40 Admissions	610	254	5	9	3	1
41-60 Admissions	467	226	4	7	6	1
61-80 Admissions	398	121	9	23	11	1
81-100 Admissions	106	44	3	8	10	
101-125 Admissions	216	35	7	47	16	4
126-150 Admissions	64	12	3	18	9	5
151-200 Admissions	115	16	4	83	11	7
201-250 Admissions	31	3		20	1	3
Admissions above 251	18	3		11	1	4
Total	5,826	2,786	59	250	82	36

Source :School Census 2016, Provincial

Table 27- Schools by size of grade one new admissions and district

District	Grade 1 new admissions grouped																					Total		
	Non Admissions	One Admissions	Two Admissions	Three Admissions	Four Admissions	Five Admissions	Six Admissions	Seven Admissions	Eight Admissions	Nine Admissions	10-15 Admissions	16-20 Admissions	21-25 Admissions	26-30 Admissions	31-40 Admissions	41-60 Admissions	61-80 New Admissions	81-100 Admissions	101-125 Admissions	126-150 Admissions	151-200 Admissions		201-250 Admissions	Admissions above 251
Colombo	3	1	2	1	4	4	2	7	1	7	30	29	14	29	36	37	46	14	33	19	27	12	8	366
Gampaha	4		2	1	3	8	3	4	8	8	49	37	41	52	43	41	52	17	33	17	37	5	3	468
Kalutara	9	2	6	5	7	3	16	9	10	5	53	35	32	25	34	30	35	11	21	11	16	4	1	380
Kandy	14	3	12	21	13	20	15	13	19	13	88	60	40	29	66	34	42	9	26	9	20	2	2	570
Matale	11	8	7	11	10	7	12	8	5	9	55	28	27	19	24	7	18	4	6	3	8			287
Nuwara-Eliya	34	5	6	4	10	11	9	19	18	8	91	55	50	34	48	42	23	8	8	3	2			488
Galle	7	4	10	6	8	8	8	13	6	9	58	37	30	27	52	24	23	4	20	7	22	4	2	389
Matara	9	4	5	9	10	6	7	8	11	10	50	24	22	19	32	25	25	5	13	5	13	5	1	318
Hambantota	8	4	6	6	4	9	8	9	7	5	36	36	24	24	18	23	17	2	13	1	5	4	5	274
Jaffna	19	14	10	21	17	16	13	11	20	20	76	43	31	17	19	19	16	4	3		1	2		392
Kilinochchi	1	3	1	1	2	5	3	4	1	4	11	15	15	5	9	6	3	2	1		2			94
Mannar	17	4	3	4	4	4	5	7	4	2	20	15	9	5	6		1	3	1					114
Vavuniya	12	14	11	8	6	12	6	7	10	5	18	11	5	9	9	11				2	2	1		159
Mullaitivu	3	4	5	5	4	2	4	4	5	2	21	12	8	7	7	10	3	3	1					110
Batticaloa	10	6	7	9	9	10	4	8	12	8	44	39	20	30	35	27	20	7	9	1	6			321
Ampara	15	3	1	6	10	9	9	4	11	9	54	43	45	28	41	44	20	13	11	5	5		2	388
Trincomalee	25	9	3	4	6	6	8	6	12	6	39	32	31	23	20	28	11	4	7	2	3			285
Kurunegala	15	8	12	11	16	12	16	23	18	25	141	87	68	59	109	60	49	10	30	6	18	5		798
Puttalam	17	1	3	3	3	4	6	1	2	9	44	33	29	24	42	37	26	14	16	1	8	1	1	325
Anuradhapura	15	1	2	2	11	11	20	13	12	14	83	54	47	34	53	60	30	12	10	4	6	2	5	501
Polonnaruwa	9	1		2	1	2	4	6	2	3	40	24	16	21	29	26	12	7	5	3	2		1	216
Badulla	21	8	16	23	21	13	12	26	17	13	87	70	42	28	52	41	26	3	13	2	7		1	542
Monaragala	9	4	3	4	16	5	7	8	8	6	36	25	21	19	19	20	18	4	7	5	6	3		253
Ratnapura	23	9	13	22	16	13	14	15	21	20	85	51	33	41	40	42	25	6	24	5	9	5	5	537
Kegalle	21	15	10	14	19	15	17	15	12	20	94	46	25	30	39	17	22	5	14		11	3		464
Sri Lanka	331	135	156	203	230	215	228	248	252	240	1,403	941	725	638	882	711	563	171	325	111	236	58	37	9,039

Table 28- Private Schools and their students and teachers - 2016

District	Private schools			Total	Students			Teachers		
	Fee levying	Non Fee levying	Special education		Male	Female	Total	Male	Female	Total
Colombo	13	17	4	34	37,211	30,669	67,880	650	2,774	3,424
Gampaha	5	6	3	14	12,681	12,396	25,077	234	826	1,060
Kalutara	3	4	3	10	3,764	5,294	9,058	58	342	400
Kandy	1	7	1	9	6,897	4,609	11,506	126	645	771
Matale	1	1	1	3	232	1,166	1,398	9	64	73
Nuwara-Eliya	2	0	0	2	1,152	864	2,016	19	72	91
Galle	0	1	2	3	136	264	400	10	31	41
Matara	5	1	1	7	882	4,106	4,988	28	211	239
Hambantota	1	0	1	2	443	480	923	22	46	68
Jaffna	3	2	1	6	4,977	3,292	8,269	151	211	362
Kilinochchi	0	0	0	0	0	0	0	0	0	0
Mannar	0	0	0	0	0	0	0	0	0	0
Vavuniya	0	0	0	0	0	0	0	0	0	0
Mullaitivu	0	0	0	0	0	0	0	0	0	0
Batticaloa	0	0	1	1	39	6	45	1	8	9
Ampara	0	0	0	0	0	0	0	0	0	0
Trincomalee	0	0	0	0	0	0	0	0	0	0
Kurunegala	1	0	1	2	473	779	1,252	5	58	63
Puttalam	0	0	1	1	48	36	84	4	14	18
Anuradhapura	0	1	1	2	82	87	169	9	16	25
Polonnaruwa	0	0	0	0	0	0	0	0	0	0
Badulla	0	4	1	5	2,461	199	2,660	72	82	154
Monaragala	0	0	1	1	39	27	66	7	8	15
Ratnapura	1	0	1	2	504	27	531	14	34	48
Kegalle	0	0	1	1	24	61	85	1	10	11
Sri Lanka	36	44	25	105	72,045	64,362	136,407	1,420	5,452	6,872

Source :School Census (Private School)2016, Provisional

Table 29- Pirivenas and their students and teachers - 2016

District	Pirivenas				Students			Approved Teachers		
	Mulika	Maha	Vidyayathana	Total	Clergy	Laity	Total	Clergy	Laity	Total
Colombo	30	9	5	44	2,393	1,126	3,519	207	146	353
Gampaha	34	21	3	58	2,757	3,022	5,779	287	257	544
Kalutara	29	9	8	46	2,432	3,643	6,075	227	260	487
Kandy	45	24	8	77	4,132	3,125	7,257	358	307	665
Matale	11	9	1	21	1,071	565	1,636	95	66	161
Nuwara-Eliya	6	3	1	10	641	214	855	51	34	85
Galle	46	17	5	68	2,938	1,587	4,525	262	254	516
Matara	47	12	7	66	2,896	3,178	6,074	236	369	605
Hambantota	22	9	1	32	1,594	814	2,408	104	151	255
Vavuniya	0	0	1	1	14	284	298	6	22	28
Mullathivu	1	0	0	1	16	19	35	2	4	6
Ampara	14	3	0	17	731	218	949	52	57	109
Trincomalee	5	1	0	6	232	201	433	21	18	39
Kurunegala	42	36	6	84	3,764	3,872	7,636	340	418	758
Puttalam	7	6	0	13	612	174	786	45	41	86
Anuradhapura	25	13	4	42	2,032	1,727	3,759	177	175	352
Polonnaruwa	8	6	1	15	833	561	1,394	61	63	124
Badulla	24	13	3	40	1,372	1,131	2,503	140	181	321
Monaragala	16	5	2	23	1,027	1,131	2,158	74	136	210
Ratnapura	35	8	5	48	1,414	2,203	3,617	202	223	425
Kegalle	19	18	5	42	2,124	2,183	4,307	184	190	374
Sri Lanka	466	222	66	754	35,025	30,978	66,003	3,131	3,372	6,503

Source - School Census (Pirivenas) 2016 , Provisional

*Include one Privena in Mulativu

Table 30 - Teacher Training college (TTCs) and National Colleges of Education (NCsOE)

	Teacher Training Colleges	Natonal Colleges of Education
No. of Colleges	8	19
No. of Teacher Training	2,294	9,478
No. of Teachers	123	593
No. of passed out during the inter censual period	–	2,073

Source - School Census (TTCs/NCsOE) 2016 , Provisional

Appendix

Details of Provincial Educational Office in Sri Lanka

District	Province	Address	Tel No.	Fax
1 Colombo	Western	76, Ananda Kumaraswami Mw, Colombo 7	011-2693893	011-2693894
2 Kandy	Central	Kandy	081-2202586	081-2202586
3 Galle	Southern	Upper Dickson Rd, Galle	091-2234234	091-2234157
4 Anuradhapura	North Central	Anuradhapura	025-2222430	025-2222674
5 Jaffna	Northern	Maruthanar Madam, Chunnakam.	021-2242806	021-2241383
6 Kurunegala	North Western	Kurunegala	037-2223811	037-2222545
7 Trincomalee	Eastern	Inner Harbor Rd, Orvis Hill, Trincomalee	026-2222106	026-2222871
8 Rathnapura	Sabaragamuwa	Getangama, Rathnapura.	045-2222403	045-2222403
9 Badulla	Uva	Badulla	055-2223178	055-2223178

Details of Zonal Educational Office in Sri Lanka

District	Zone	Address	Tel No.	Fax
1 Colombo	Piliyandala	Piliyandala	011-2614200	011-2613825
2 Gampaha	Minuwangoda	Minuwangoda	011-2295077	011-2297995
3 Colombo	Colombo	Vitanage mawatha, Colombo 2	011-2439688	011-2436006
4 Gampaha	Gampaha	Gampaha	033-2231911	033-2222077
5 Colombo	Homagama	Homagama	011-2855225	011-2855219
6 Colombo	Sri Jaya pura	Sri Jaya pura, Battaramulla	011-2874077	011-2874077
7 Gampaha	Negombo	Negombo	031-2233310	031-2223008
8 Gampaha	Kelaniya	Kelaniya	011-2963902	011-2962025
9 Kalutara	Kalutara	Kalutara	034-2222447	034-2222447
10 Kalutara	Matugama	Matugama	034-2248107	034-2248107
11 Kalutara	Horana	Bellapitiya, Horana	034-2262663	034-2262663
12 Jaffna	Jaffna	Chemmani Rd, Jaffna	021-2222449	021-2222449
13 Jaffna	Islands	Islands, Velanai	021-2211518	021-4920298
14 Jaffna	Thenmarachchi	Hensman Road, Chavakachcheri	021-2270008	021-2270013
15 Jaffna	Valikamam	Valikamam, Chunnakam	021-2241547	021-2241547
16 Jaffna	Vadamarachchi	Vadamarachchi, Point Pedro	021-2260291	021-2260291

17	Kilinochchi	Kilinochchi	A 9 road, Ananthapuram, Kilinochchi	021-2285721	021-2285416
18	Mannar	Mannar	Mannar	023-2222918	023-2222286
19	Mannar	Madhu	Andankulam, Adampan	023-4920438	023-7429000
20	Vavuniya	Vavuniya South	Kandy Road, Vavuniya	024-2222165	024-2223622
21	Vavuniya	Vavuniya North	Puliyankulam, Vavuniya	024-2051911	024-2051911
22	Mullaitivu	Mullaitivu	Mullaitivu	021-2290016	021-2290017
23	Mullaitivu	Thunukkai	Thunukkai, Mankulam	021-2060030	021-2060030
24	Anuradhapura	Anuradhapura	Jayanti Mawatha, Anuradhapura	025-2225332	025-2225332
25	Anuradhapura	Kebithigollewa	Kebithigollewa	025-2298615	025-2298615
26	Anuradhapura	Kekirawa	Kekirawa	0252264233	0252264501
27	Anuradhapura	Thambuttegama	Thambuttegama	0252276248	0252276248
28	Anuradhapura	Galenbidunuwewa	Galenbidunuwewa	025-2258245	025-2258382
29	Polonnaruwa	Dimbulagala	Manampitiya	027-2051106	027-2051106
30	Polonnaruwa	Hingurakgoda	Hingurakgoda	027-2246243	027-2246243
31	Polonnaruwa	Polonnaruwa	Polonnaruwa	027-2222185	027-2222185
32	Ratnapura	Ratnapura	Ratnapura	045-2230905	045-2222735
33	Ratnapura	Balangoda	Oluganthota, Balangoda.	045-2287375	045-2287375
34	Rathnapura	Nivitigala	Nivitigala.	045-2279423	045-2279423
35	Ratnapura	Embilipitiya	New Town, Embilipitiya.	047-2230336	047-2261358
36	Kegalle	Kegalle	Kegalle.	035-2222517	035-2222520
37	Kegalle	Mawanella	Mawanella.	035-2246034	
38	Kegalle	Dehiowita	Dehiowita.	036-2267412	036-2267099
39	Kandy	Kandy	Kandy	081-2202045	081-2202045
40	Kandy	Denuwara	Pilimathalawa.	081-2575543	
41	Kandy	Gampola	Gampola	081-2352695	
42	Kandy	Teldeniya	Teldeniya	081-2374435	081-2374435
43	Kandy	Wathegama	Wathegama	081-2476307	081-2476307
44	Kandy	Katugastota	Katugastota	081-2499684	081-2499684
45	Matale	Matale	Matale	066-2222333	066-2222380
46	Matale	Galewala	Galewala	066-2289303	066-2289303
47	Matale	Naula	Naula	066-2246103	066-2246103
48	Matale	Wilgamuwa	Wilgamuwa	066-2250102	066-2250102
49	Nuwara Eliya	Nuwara Eliya	Nuwara Eliya	052-2235737	052-2222312
50	Nuwara Eliya	Kothmale	Kothmale	052-2259573	052-2259880

51	Nuwara Eliya	Hatton	Hatton	051-2274920	
52	Nuwara Eliya	Walapane	Walapane	052-2279131	052-2279461
53	Nuwara Eliya	Hanguranketha	Hanguranketha	081-2369039	081-2369039
54	Kurunegala	Kurunegala	Kurunegala	037-2223669	037-2223539
55	Kurunegala	Kuliyapitiya	Kuliyapitiya	037-2283738	037-2281245
56	Kurunegala	Nikaweratiya	Nikaweratiya	037-2260214	037-2260354
57	Kurunegala	Maho	Maho	037-2275873	037-2275236
58	Kurunegala	Giriulla	Giriulla	037-2288096	037-2289066
59	Kurunegala	Ibbagamuwa	Ibbagamuwa	037-2259651	
60	Puttalam	Puttalam	Puttalam	032-2265321	032-2265321
61	Puttalam	Chilaw	Chilaw	032-2222387	032-2223457
62	Galle	Galle	Kalegana,Galle	091-2234768	091-2226789
63	Galle	Elpitiya	Elpitiya	091-2291084	091-2290291
64	Galle	Ambalangoda	Ambalangoda	091-2258596	091-2258596
65	Galle	Udugama	Udugama	091-2285062	
66	Matara	Matara	Matara	041-2223097	041-2222897
67	Matara	Akuressa	Akuressa	041-2283153	041-2283153
68	Matara	Mulatiyana(Hakmana)	Hakmana	041-2286004	
69	Matara	Morawaka	Morawaka	041-2282345	041-2282345
70	Hambantota	Tangalle	Tangalle	047-2242669	047-2240267
71	Hambantota	Hambantota	Hambantota	047-2220113	047-2220113
72	Hambantota	Walasmulla	Walasmulla	047-2245355	047-4929773
73	Badulla	Badulla	Hali-ela	055-2294249	055-2294308
74	Badulla	Viyaluwa	Meegahakiwula	055-2245959	
75	Badulla	Bandarawela	Bandarawela	057-2222728	057-2222125
76	Badulla	Mahiyanganaya	Mahiyanganaya	055-2257278	055-2258193
77	Badulla	Welimada	Welimada.	057-2244199	057-2245862
78	Badulla	Passara	Passara	055-2288130	055-2288779
79	Monaragala	Monaragala	Monaragala	055-2276070	055-2276070
80	Manaragala	Wellawaya	Wellawaya	055-2274819	055-2274750
81	Monaragala	Bibile	Medagama	055-2266065	055-2265469
82	Batticaloa	Batticaloa	Batticaloa	065-2224468	065-2227529
83	Batticaloa	Kalkudah	Valaichchenai	065-2257365	065-2257365
84	Batticaloa	Paddiruppu	Paddiruppu, Kaluwanchikudi	065-2250123	065-2250974
85	Batticaloa	Batticaloa Central	Punnaikudah Road, Eravur	065-2240834	065-2241043
86	Batticaloa	Batticaloa West	Kurrinchamunai, Kannankudah	065-5677884	065-5677882
87	Ampara	Ampara	Ampara	063-2222139	063-2222139

88	Ampara	Kalmunai	Kalmunai	067-2229168	067-2229168
89	Ampara	Sammanthurai	Police Road, Sammanthurai	067-2260701	067-2260701
90	Ampara	Mahaoya	Mahaoya	063-2244095	063-2244030
91	Ampara	Dehiattakandiya	Dehiattakandiya	027-2250174	027-2250232
92	Ampara	Akkaraipattu	Main Street, Akkaraipattu	067-2277324	067-2277324
93	Ampara	Thirukkovil	Court Road, Thirukkovil	067-2265356	067-2265356
94	Trincomalee	Trincomalee	Sea View Road, Trincomalee	026-2222166	026-2222442
95	Trincomalee	Mutur	Mutur	026-2238256	026-2238256
96	Trincomalee	Kantalai	Kantale	026-2234256	026-2234013
97	Trincomalee	Kinniya	Kinniya	026-2236155	026-2236155
98	Trincomalee	Trincomalee North	Trincomalee North, Gomarankadawala	026-2255056	026-2255065

Details of Divisional Educational Office in Sri Lanka

	Zone	Division	Address	Tel No.	fax
1	Colombo	Colombo North	Sirimavo Bandaranayaka Mawata, Colombo 14	011-2322534	
2	Colombo	Colombo Central	Mihindu Mawata, Colombo 12	011-2322523	
3	Colombo	Colombo South	Wijayakumarathunga Mawata, Polhengoda Colombo 5	011-2513640	
4	Colombo	Borella	Wijaya kumarathunga Mawatha, Narahenpita, Colombo 5	011-2514897	
5	Homagama	Homagama	Court Road, Homagama	011-2098248	011-2098248
6	Homagama	Hanwella	Hanwella	036-2255284	036-2255284
7	Homagama	Padukka	Padukka	011-2184244	
8	Sri Jaya pura	Kolonnawa	Kolonnawa Road, Wellampitiya	011-2533968	011-2533968
9	Sri Jaya pura	Nugegoda	Nawala, Rajagiriya	011-2805589	011-2805589
10	Sri Jaya pura	Maharagama	Maharagama	011-2839640	011-2839640
11	Sri Jaya pura	Kaduwela	Talangama North, Kaduwela	011-2790926	011-2790926
12	Piliyandala	Dehiwala	Nikape, Dehiwala	011-2726909	011-2726909
13	Piliyandala	Moratuwa	Moratu Maha Vidyalaya, Moratuwa	011-2642126	
14	Piliyandala	Kesbewa	Kesbewa, Piliyandala	011-2613711	011-2613711
15	Minuwangoda	Divulapitiya	Divulapitiya	031-2248468	
16	Gampaha	Gampaha	Gampaha	033-2228400	033-2228400
17	Gampaha	Attanagalla	wp/gm/Kalagedihena m.v., Kalagedihena	033-2291061	033-2291061
18	Gampaha	Dompe	Kirindiwela	033-2247166	033-22477166
19	Minuwangoda	Mirigama	Mirigama	033-2273562	033-2273562
20	Minuwangoda	Minuwangoda	Minuwangoda	011-2295833	011-2295833

21	Negombo	Katana	NG/Bandaranayaka K.V.Seeduwa	011-2252941	011-2252941
22	Negombo	Negombo	Negombo	031-2231067	031-2231067
23	Negombo	Ja- ela	NG/Holy Rosary Vidyalaya,Dehiyagatha, Ja ela	011-2059321	011-2059321
24	Kelaniya	Mahara	Kirillawala, Kadawatha	011-2970076	011-2970076
25	Kelaniya	Biyagama	Biyagama Junior School,Biyagama	011-2487733	011-2487733
26	Kelaniya	Kelaniya	Kelaniya	011-2922932	011-2922932
27	Kelaniya	Wattala	Wattala	011-2931260	011-2931260
28	Kalutara	Kalutara	Kalutara	034-2227325	034-2227325
29	Kalutara	Beruwala	Moragalla,Aluthgama	034-2277014	034-02277014
30	Kalutara	Panadura	Panadura	038-2233170	038-2233170
31	Kalutara	Dodangoda	Dodangoda	034-2280725	034-2280725
32	Matugama	Matugama	Pantiya,Matugama	034-2241294	034-2241294
33	Matugama	Agalawatta 1	Agalawatta	034-2249069	034-2249069
34	Matugama	Walallawita	WP/MT/Meril Kariyawasam M.M.V. Meegahatenna	034-2284127	034-2284127
35	Matugama	Agalawatta 2	Palindanuwaru, Baduraliya	034-2241293	034-2241293
36	Horana	Bandaragama	Bandaragama	038-2292034	038-2292034
37	Horana	Horana	Horana	034-2261027	034-2261027
38	Horana	Bulathsinhala	Govinna	034-2250191	034-2250191
39	Kandy	Patha Hewaheta	Thalathuoya.	071-2997779	
40	Denuwara	Yatinuwara	Siyabalagoda,Danthure		
41	Denuwara	Uda Nuwara	Dawalagala,Handessa		
42	Gampola	Uda Palatha	Gampola	081-2352695	
43	Gampola	Ganga-Ihala Korale	Kurunduwatta Bazzar	081-2352995	081-2352695
44	Gampola	Pasbage Korale	Nawalapitiya	081-2352695	081-2352695
45	Teldeniya	Minipe	Hasalaka		
46	Teldeniya	Madadumbara	Madadumbara	081-2374435	081-2374435
47	Teldeniya	Ududumbara	Ududumbara	077-4193635	
48	Wathegama	Kundasale	Police Rd,Menikhinna.	081-2377151	081-2377151
49	Wathegama	Patha Dumbara	Wathegama	081-2476307	
50	Wathegama	Panvila	Wathegama	081-2500730	081-2476307
51	Katugastota	Harispattuwa	Nugagahawela M.P.S, Nugagahawela	081-2491103	
52	Katugastota	Galagedara	Galagedara	071-1111384	
53	Katugastota	Pujapitiya	Pujapitiya		

54	Katugastota	Akurana	Akurana		
55	Katugastota	Hatharaliyedda	Hatharaliyedda	071-1111384	
56	Kandy	Gangawata Korale	K/Keppetipola Vidyalyaya, Kandy	071-8419219	
57	Matale	Matale	Mt/Aluvihara M.V.,Aluvihare,Matale		
58	Matale	Rattota	Kaikawala,Matale		
59	Matale	Yatawatta	Yatawatta	071-5754254	
60	Matale	Ukuwela	Ukuwela	071-8199097	
61	Galewela	Galewela	Bambawa,Galewela	071-8600450	
62	Galewela	Dambulla	Kapuwatta	066-2284731	066-2284731
63	Galewela	Pallepola	Pallepola	066-2247312	
64	Naula	Ambanganga Korale	Pallethenna,Rattota	066-2246103	066-2246103
65	Naula	Naula	Naula	066-2246103	066-2246103
66	Wilgamuwa	Wilgamuwa	Dewagiriya,Matale	077-2314474	
67	Wilgamuwa	Laggala	Pallegama,Laggala		
68	Nuwara Eliya	Nuwara Eliya	Girls High School,Nuwara Eliya		
69	Nuwara Eliya	Nuwara Eliya Tamil -I	Nuwara Eliya	052-2222311	
70	Nuwara Eliya	Nuwara Eliya Tamil -II	Nuwara Eliya	052-2222311	052-2222311
71	Nuwara Eliya	Nuwara Eliya Tamil -III	Agarapathana	051-2230159	
72	Kotmale	Kotmale	Kotmale	052-2259573	052-2259573
73	Hatton	Ambagamuwa	Ginigasthenna Central Collage,Ginigasthenna	077-8119667	
74	Hatton	Hatton Tamil -I	Hatton	051-2222412	
75	Hatton	Hatton Tamil -II	Norwood		
76	Hatton	Hatton Tamil -III	St.Joseph's T.M.V,Maskeliya	071-8809880	
77	Walapane	Walapane	Walapane	052-2279131	052-2279131
78	Hanguranketha	Udahewaheta	Hanguranketha	081-2369540	
79	Galle	Galle	Weliwatta, Galle	091-4943933	
80	Galle	Habaraduwa	Ahangama Saripuththa M.V, Ahangama	091-4943935	
81	Galle	Akmeemana	Ihalagoda,Akmeemana	091-4943932	
82	Galle	Baddegama	Sandarawala, Baddegama	091-4943934	
83	Elpitiya	Elpitiya	St.Marry's College, kurudugaha hethekma, Elpitiya	091-4944049	
84	Elpitiya	Bentota	Bentota	091-4944050	

85	Elpitiya	Karandeniya	Karandeniya	091-4944053	
86	Elpitiya	Divithura Welivitiya	Welivitiya Divithura, Ethkandura	091-4944052	
87	Elpitiya	Pitigala(Niyagama)	Mattaka	091-4944051	
88	Ambalangoda	Hikkaduwa	Hikkaduwa	091-4943937	
89	Ambalangoda	Ambalangoda	Ambalangoda	091-4943936	
90	Ambalangoda	Balapitiya	Galle Road, Balapitiya	091-4943938	
91	Udugamqa	Mapalagama	Yatalamatta, Galle	091-4944055	
92	Udugama	Yakkalamulla	Kottawagama	091-4944054	
93	Udugama	Tawalama	Thawalama	091-4944056	
94	Matara	Matara	Pallimulla, Matara	041-2222555	
95	Matara	Weligama	Weligama	041-4936179	
96	Matara	Devinuwara	Wauva, Devinuwara	041-4936180	
97	Matara	Dickwella	Dickwella	041-4936181	
98	Akuressa	Akuressa	Akuressa	041-4936185	
99	Akuressa	Welipitiya	Denipitiya	041-2252927	
100	Akuressa	Malimboda	Malimboda, Palatuwa	041-4936187	
101	Mulatiyana	Hakmana	Hakmana		
102	Mulatiyana	Mulatiyana	Deyyandara		
103	Mulatiyana	Kamburupitiya	Kamburupitiya	041-2292224	0412292224
104	Morawaka	Morawaka	Morawaka	041-4936182	
105	Morawaka	Pasgoda	Urubokka	041-4936183	
106	Morawaka	Kotapola	Kotapola	041-4936184	
107	Mulatiyana	Thihagoda	Thihagoda	041-2245347	
108	Tangalle	Tangalle	Tangalle	047-4929770	
109	Tangalle	Beliatta	Beliatta	047-2251481	
110	Tangalle	Agunukolapelessa	Agunukolapelessa	047-4929771	
111	Hambantota	Hambantota	Hambantota	047-4929765	
112	Hambantota	Thissamaharama	Thissamaharama	047-4929768	
113	Hambantota	Ambalantota	H/Theraputtha p.v, Ambalantota	047-4929769	
114	Hambantota	Lunugamvehera	Lunugamvehera		
115	Hambantota	Sooriyawewa	Sooriyawewa Town	047-4929767	
116	Walasmulla	Katuwana	Katuwana	047-4929774	
117	Walasmulla	Walasmulla	Walasmulla	047-4929773	047-4929773
118	Jaffna	Jaffna	Jaffna	021-2054111	

119	Jaffna	Nallur	Jaffna	021-2222449	
120	Jaffna	Kopay	Puttur	021-2058931	
121	Islands	Kayts	Kayts	021-2211619	
122	Islands	Delf	Delf	021-2215245	
123	Islands	Velanai	Velanai	021-2211521	
124	Islands	Karainagar	Karainagar	021-3202075	
125	Thenmarachchi	Chavakachcheri	Sangaththanai, Chavakachcheri	021-2270933	021-2270013
126	Valikamam	Uduvil	Uduvil (J/Inuvil Hindu College)	021-2242787	
127	Valikamam	Chankanai	Hindu College Sithankerney	021-3211547	
128	Valikamam	Sandilipay	Sandilipay, Manipay	021-2256199	
129	Valikamam	Tellipalai	Tellipalai,J/Mallakam m.v	021-2242385	
130	Vadamarachchi	Point Pedro	Point Pedro	021-2260317	
131	Vadamarachchi	Karaveddy	Karaveddy	021-2261290	
132	Vadamarachchi	Muruthankerny	Muruthankerny, Thalayady	021-2260514	
133	Kilinochchi	Karachchi	A 9 Road, Ananthapuram, Kilinochchi	077-9210249	
134	Kilinochchi	Kandawalai	Kandawalai	021-3208252	
135	Kilinochchi	Pallai	Pallai	077-1909296	
136	Kilinochchi	Poonakary	Poonakary	077-0200009	
137	Mannar	Mannar	Mannar	023-3233712	
138	Mannar	Musali	Chilawatthurai	023-3233713	023-2222286
139	Mannar	Nanattan	Nanaddan	023-3233711	
140	Madhu	Manthai West	Andankulam, Adampan	023-3238487	
141	Madhu	Madhu	Thamparaikkulam GTMS, Madhu Road, Madhu	023-3238486	
142	Vavuniya	Vavuniya South-Sinhala	Vavuniya	024-2227847	024-2223622
143	Vavuniya	Vavuniya South-Tamil	Vavuniya Town	024-2227846	
144	Vavuniya	Vengalacheddikulam	Vengalacheddikulam, Vavuniya	024-2227848	
145	Vavuniya North	Vavuniya North (Nedunkerny)	Puliyankulam	024-2051914	
146	Vavuniya North	Omanthai	Arukkarampalai, Vavuniya	024-2052166	
147	Mullaitivu	Maritimepattu	Maritimepattu	021-2290182	
148	Mullaitivu	Puthukkudiyiruppu	Puthukkudiyiruppu	021-2061684	
149	Mullaitivu	Welioya	Sampathnuwara, Welioya, Ethawetunuwewa	025-2056876	025-2056876
150	Thunukkai	Thunukkai	Mallavi, Yogapuram	026-3202290	
151	Thunukkai	Manthai East	Vannikkulam, Mankulam	026-3202292	
152	Thunukkai	Oddusudan	Oddusudan	026-3202291	
153	Batticaloa	Manmunai North	Batticaloa		

154	Batticaloa	Eravur Pattu	Eravur 01	077-5027093	
155	Batticaloa	Manmunai Pattu Koralaipaattu	BT/Arayampathu MV, Arayampathu-03	077-2801406	
156	Kalkudah	North(Vaharai)	BT/KK/Kayankerny sharashwathy Vid, Mankerny		
157	Kalkudah	Koralaipaattu	Valaichchenai	065-2257365	065-2257365
158	Kalkudah	Eravur Pattu-2 Manmunai South Eruvil	Eravurpattu-2.Chenkalady	077-4957799	
159	Paddrippu	Pattu	Kalawanchikudy	071-8193626	
160	Paddrippu	Porativupattu	Vellavelly		
161	Batticaloa Central	Eravur Town	BT/BL/Eravur Aligarh Central College, Eravur	077-6689789	
162	Batticaloa Central	Kattankudy	Kattankudy-06	077-8866670	
163	Batticaloa Central	Koralaipaattu West	Oddamavadi	077-0289827	
164	Batticaloa West	Eravur Pattu-3	Karadiyanaru		
165	Batticaloa West	Eravur Pattu-3	Kurinchamunai Kannankudah	077-8873020	
166	Batticaloa West	Manmunai South West	Paddippalai, Kokkadichcholai	065-5677882	065-5677882
167	Ampara	Ampara	Uhana Rd,Ampara	071-9648995	
168	Ampara	Uhana	Uhana	063-5671910	
169	Ampara	Lahugala	AM/Singhapura Sinhala Vidyalaya Ulla Pottuvil KM/AL-Aksha Maha Vidyalaya,Natpiddimunai,	071-4496655	
170	Kalmunai	Kalmunai	Kalmunai	067-2221835	067-2221835
171	Kalmunai	Ninthavur	Km/AL-Athan Vidyalaya,Nintavur		
172	Kalmunai	Karaitivu	Karaitivu	067-2229903	
173	Kalmunai	Kalmunai Tamil	Kalmunai-Tamil	077-4124393	
174	Kalmunai	Sainthamaruthu	Sainthamaruthu		
175	Thirukkovil	Tirukkovil	TK/Arunodhaya Vidyalaya, Thambiluvil		
176	Sammanthurai	Sammanthurai	Amparni Rd, Sammanthurai	077-9060726	
177	Ampara	Damana	Damana	071-7991524	
178	Sammanthurai	Navithanveli	Chavalakadai, Kalmunai	077-9060681	
179	Mahaoya	Padiyatalawa	Padiyatalawa	071-2925801	
180	Mahaoya	Mahaoya	Maha-Oya	063-2244095	063-2244095
181	Dehiattakandiya	Dehiattakandiya	Sandunpura,Dehiattakandiya		
182	Akkaraiattu	Addalachchenai	Addalachchenai		

183	Akkaraipattu	Akkaraipattu	Municipal Council Road,Akkaraipattu-01		
184	Akkaraipattu	Potuvil 1(Muslim)	Potuvil		
185	Thirukkovil	Alayadivembu	RKM Road, Alayadivembu,Akkaraipattu 7/2	067-2265356	067-2265356
186	Thirukkovil	Potuvil 2(Tamil)	Komarai M.M.T.M.V. Komarai(E.P)		
187	Sammanthurai	Iragaman	Irakkaman 03		
188	Trincomalee	Trincomalee Town	SC Francis Xavier Mv Trincomalee	026-2226190	
189	Trincomalee	Kuchchveli	T/T/Irakkandy Sinhala Vidyalaya Nilaveli	026-2222442	026-2222442
190	Trincomalee	Thampalakamam	Thampalakamam	026-2222442	
191	Mutur	Mutur	Mutur	077-3579362	
192	Mutur	Eachchilampattu	Eachchilampattu	077-2355743	
193	Kantalai	Kantalai	Kanthalai		
194	Kantalai	Seruwila	Mahawaligama M.V,Seruwila		
195	Kinniya	Kinniya	Kinniya		
196	Kinniya	Mullipothana	Mullipothanaa		
197	Kinniya	Kurinchakeny	Kurinchakeny, Kinniya	026-2236585	
198	Trincomalee North	Gomarankadawala	Gomarankadawala		
199	Trincomalee North	Morawewa	T/Kambakotte Vidyalaya, Pankulama		
200	Trincomalee North	Padavi Sripura	Palugahawanguwa, Padavi-Sripura		
201	Maho	Galgamuwa	Galgamuwa	037-2253076	037-2253076
202	Maho	Giribawa	Giribawa	037-2053666	037-2053666
203	Giriulla	Kuliyapitiya - East	Nakkawatta	037-2280052	
204	Giriulla	Alawwa	Narammala	037-2249946	037-2249946
205	Giriulla	Pannala	Pannala	037-2245268	
206	Ibbagamuwa	Ridigama	Ridigama	071-819306	
207	Ibbagamuwa	Ibbagamuwa	Ibbagamuwa	071-8061596	
208	Ibbagamuwa	Ganewatta	Ganewatta	037-2264262	037-2264262
209	Kurunegala	Kurunegala	Kurunegala	037-2233823	037-2233823

210	Kurunegala	Polgahawela	Polgahawela	037-2242244	
211	Kurunegala	Mawathagama	Mawathagama	037-2299974	
212	Kuliyapitiya	Paduwasnuwara	Paduwasnuwara nugawala	037-2291967	037-2291967
213	kuliyapitiya	Bingiriya	Bingiriya	032-2246038	032-2246038
214	Kuliyapitiya	Kuliyapitiya - West	Kuliyapitiya	037-2282128	037-2282128
215	Kuliyapitiya	Udubaddawa	Udubaddawa	037-2286922	
216	Kuliyapitiya	Dahanakgedara	Dahanakgedara Moonamaldeniya	037-2052108	
217	Nikaweratiya	Wariyapola	Wariyapola	0372268089	037-2268089
218	Nikaweratiya	Kobeigane	Kobeigane	037-2293034	037-2293034
219	Nikaweratiya	Nikaweratiya	Nikaweratiya	037-2260180	
220	Nikaweratiya	Kotavehera	Kotawehera	037-3764310	
221	Maho	Maho	Maho	037-2275265	037-2275265
222	Maho	Polpithigama	Polpithigama	037-2273129	037-2273129
223	Puttalam	Puttalam - North	Puttalam	032-2265818	0322265818
224	Puttalam	Anamaduwa	Anamaduwa	032-2263202	0322263202
225	Puttalam	Kaipitiya	Kalpitiya	032-2260431	032-2260431
226	Puttalam	Pallama	Pallama,Adigama	032-3294229	
227	Puttalam	Puttalam- South	Puttalam - South	032-2268170	
228	Chilaw	Chilaw	Chilaw	032-2224158	032-2224158
229	Chilaw	Arachchikattuwa	Arachchikattuwa	032-2222387	032-2223457
230	Chilaw	Nattandiya	Nattandiya	032-2254415	032-2254415
231	Chilaw	Wennapuwa	Wennappuwa	031-2255387	031-2255387
232	Anuradhapura	Nochchiyagama	Nochchiyagama	0252225332	0252234808
233	Thambuthegama	Galnewa	Galnewa	0252276248	
234	Anuradhapura	Nuwaragampalatha(East)	Anuradhapura	0252225332	0252225332
235	Anuradhapura	Nuwaragampalatha(Central)	Anuradhapura	0252223030	0252234808
236	Anuradhapura	rambewa	rambewa	0779346872	
237	Anuradhapura	Wilachchiya	Oyamaduwa, Elayapaththuwa	0252223030	0252234808
238	Anuradhapura	Nachchaduwa	Nachchaduwa	0252225332	0252234808
	Thambuthegama	Thambuthegama	Thambuttegama	0252276248	

239					
240	Thamburtegama	Rajanganaya	Rajanganaya	0252276248	0252276248
241	kekirawa	Kekirawa	Basthiyan Silva College kekirawa	0717908965	
242	Kekirawa	Palugaswewa	Habarana road Palugaswewa	0716732549	
243	Kekirawa	Palagala	Ranawa vidyalaya Galkiriyagama	0716254768	
244	Kekirawa	Thirappane	Thirappane mahanama maha vidyalaya Thirappane	0713244070	
245	Kekirawa	Ipalogama	A/Hiripitiyagama vidyalaya Ipalogama	0776297367	
246	Galenbidunuwewa	Galenbidunuwewa	Galenbidunuwewa	0714479245	
247	Galenbindunuwewa	Kahatagasdigiliya	Kahatagasdigiliya	0713067821	
248	Galenbidunuwewa	Mihintale	Mihintale	0713550330	
249	Kebithigollewa	Kebithigollewa	Kebithigollewa	0723023909	
250	Kebithigollewa	Padaviya	Padaviya	0712841745	
251	Kebithigollewa	Horowpathana	Horowpathana	0714478127	
252	Kebithigollewa	Medawachchiya	M.M.V Medawachchiya	0778801120	
253	Tambuttegama	Talawa	Tambuttegama	0252276248	0252276248
254	Higurakgoda	Higurakgoda	Higurakgoda	0272246243	0272246243
255	Higurakgoda	Medirigiriya	Medirigiriya	0718319253	
256	Higurakgoda	Elahera	Bakamoona	0724905751	
257	Dimbulagala	Dimbulagala	Manampitiya	0272051106	0272051106
258	Dimbulagala	Welikanda	Welikanda	0272051106	0272051106
259	Dimbulagala	Aralaganwila	Manampitiya	0272051106	0272051106

260	Polonnaruwa	Lankapura	Lankapura Polonnaruwa	0272222184	0272222184
261	Polonnaruwa	Thamankaduwa	Polonnaruwa	0272222185	
262	Badulla	Badulla	Kings road Badulla	055-2222602	
263	Badulla	Haliela	Haliela	055-3012146	
264	Viyaluwa	Soranathota	Redeepana, Badulla.	055-3595216	
265	Viyaluwa	Meegahakivula	Meegahakivula.	055-3590372	
266	Viyaluwa	Kandekatiya	Kandekatiya	055-2245610	
267	Bandarawela	Bandarawela	Bandarawela	057-2222129	
268	Bandarawela	Haldummulla	Haldummulla	057-3579230	
269	Bandarawela	Haputale	Diyathalawa	057-2229081	
270	Bandarawela	Ella	Dova, Bandarawela	057-2228508	
271	Mahiyanganaya	Mahiyanganaya	Mahiyanganaya.	055-3595223	
272	Mahiyanganaya	Ridimaliyedda	Uraniya.	055-3595222	055-2257278
273	Welimada	Uva- Paranagama	Ambagasdowa	057-2245375	
274	Welimada	welimada	Welimada	057-3587977	
275	Passara	Passara	Passara.	055-3595221	
276	Monaragala	Siyambalanduwa	Dombagahawela.	055-2278008	
277	Monaragala	Monaragala	Monaragala	071-8273499	
278	Monaragala	Badalkumbura	Badalkumbura.	055-2250140	
279	Wellawaya	Buttala	Hijra Lane, Buttala.	055-3595225	
280	Wellawaya	Wellawaya	Wellawaya.	055-2274177	055-2274177
281	Wellawaya	Thanamalwila	Badagama, Thanamalwila	047-3622823	
282	Bibile	Madulla	Dambagalla.	055-2275109	
283	Bibile	Bibile	Bibile	055-2265333	
284	Bibile	Medagama	MO/Medagama N.S. Medagama.	055-3595218	
285	Ratnapura	Eheliyagoda	Panawala Road, Eheliyagoda.		
286	Ratnapura	Kuruwita	Kuruwita.	0452262167	
287	Ratnapura	Ratnapura	Malwala M.v., Malwala.	0452229577	
288	Balangoda	Balangoda	R/Buddha Jayanthi M.M.V., Balangoda.		
289	Ratnapura	Imbulpe	R/Ratmalawinna M.V. Balangoda.		
290	Balangoda	Weligepola	R/Sri Walagamba M.V. Weligepola.		

291	Nivitigala	Nivitigala	R/Dela M.V,Dela.	0453604727
292	Nivitigala	Ayagama	Ayagama.	0452250248
293	Ratnapura	Kalawana	Kalawana.	0452255410
294	Nivitigala	Kahawatta	Kahawatta.	0452270325
295	Embilipitiya	Godakawela	Godakawela.	0452240280
296	Embilipitiya	Kolonna	Kolonna.	
297	Embilipitiya	Embilipitiya	Embilipitiya.	
298	Ratnapura	Ratnapura	Ganga Addara Road,Ratnapura.	0452231254
299	Ratnapura	Pelmadulla	R/Dippitigala Vidyalaya,Lellopitiya.	0452275915
300	Kegalle	Kegalle	Divisional Edu Office,Kegalle.	
301	Kegalle	Galigamuwa	Kegalle.	0353221256
302	Kegalle	Warakapola	Mahena,Warakapola.	
303	Kegalle	Dedigama	Mahena,Warakapola.	
304	Mawanella	Mawanella	Mawanella.	
305	Mawanella	Rambukkana	Ke/Mw/Parakrama M.V.Rambukkana.	
306	Mawanella	Aranayaka	Rivisada M.M.V.Ussapitiya.	
307	Dehiowita	Ruwanwella	Ruwanwella.	0362267997
308	Dehiowita	Dehiowita	Atulugama Primary School,Dehiowita.	
309	Dehiowita	Deraniyagala	Deraniyagala.	
310	Dehiowita	Yatiantota	Sri Selananda M.V.Bulathkohupitiya.	0362247335
311	Dehiowita	Kitulgala	Yatiantotha M.M.V.,Yatiantotha.	0362270633

Worked Team

Statistics Branch – Ministry of Education

A team head and overall guidance by Mr. R.D.N Karunasiri, Head of the Division has been prepared this publication.

Census of Government Schools

Preparation of programs for data entry and error checking

Department of Census & Statistics

Data processing and preparation of tables

Mr.A.W.S.W.S.K Perera, Statistical Officer

Table formatting & Data Checking

Mrs. D.M Samarawicrama, Statistical Officer

Mrs. D.M.P. Thalagala, Statistical Officer

Manual checking of information and data entry

A team comprising of ICT Assistant / Coding Clerks Mrs.P.A Udayangani, Mrs.E.A Chatika, Mrs.J.M.C.M.Jayasekara, Mrs.K.Patmapriya, Mrs.M.K.S Deepani, Mrs.W.I.T Pieris, Mr.K.A.D.S.S Kodikara, Mrs.K.C Weerasingha, Development Officer: Mrs. N Hettiarachchi

Preparation of the cover page

Mrs. N Hettiarachchi, Development Officer

Other census - Data Processing & preparation of tables

Private Schools – Mrs.C.L Nakandala, Statistical Officer

Pirivenas -- Mrs. D.M Samarawicrama, Statistical Officer

TTCs and NCOEs – Mrs. D.M.P Thalagala, Statistical Officer

Supportive Officers

Document Assistant: Mrs.H.D. Aluthgamage, ICT Assistant: D.J Karannagoda,

Management Assistant: N.D Yapa