

# Crocheted Pocket Angel

By knittycat / Shar

[www.knittycat.vox.com](http://www.knittycat.vox.com)

[www.flickr.com/knittycat](http://www.flickr.com/knittycat)

[www.theknittycat.com](http://www.theknittycat.com)



Using worsted weight yarn and size G  
crochet hook (lighter weight yarn and  
smaller hook will make a smaller angel)  
Work all stitches in outside loops.

**HEAD RND 1:** Leaving long tail for halo, ch  
3, sc 7 times in 2nd chain from hook.

**RND 2-4:** sc in each sc around, continue till  
head is size desired (prox 4 rows). Stuff  
head.

**NECK RND 5:** \*decrease over next 2 st, sc.  
repeat from \* 2x (9 stitches decreased to 6),

**BODY RND 6-7:** 2 sc in ea sc around. Place  
bell in neck.

**RND 8-10:** sc in ea sc around stuff body.

**RND 11:** \*dec over next 2 st, sc. rpt from \*  
till bottom is nearly closed completing  
stuffing as needed.

**RND 12:** \*dec over next 2 stitches. rpt from  
\* till 2 stitches are left. Slip last 2 st, leaving  
long tail.

**HALO** pull loop through at back of head  
with tail at top, chain 14, fasten off. Wrap  
halo around top of head and fasten at back.  
Weave bottom thread up through body and  
fasten at end of halo. Weave ends through  
head and body, catching the halo at each side  
to fasten down

**WINGS:**

**With White Yarn:**

**RND 1:** ch 15 (16), sc in 3rd ch from hook,  
hdc, dc, hdc, sc, slst, slst, sc, hdc, dc, hdc, sc,  
slst, slst.

**RND 2:** (on opposite side of foundation  
chain) slst, slst, sc, hdc, dc, htr, tr, tr, htr, dc,  
hdc, sc, slst, slst.

**RND 3:** ch 1, turn, slst (3x), sc, hdc, 2 dc in  
next st, dc, 2 dc in next st, hdc, sc, slst (3x).  
Fasten off.

*For charitable uses, and  
gifts of love only, please.  
Not to be used for profit.*

# Knitted Pocket Angel with Knit Wings (12 ridge)

By knittykat / Shar

[www.knittykat.vox.com](http://www.knittykat.vox.com) [www.flickr.com/knittykat](http://www.flickr.com/knittykat) [www.theknittykat.com](http://www.theknittykat.com)

*For charitable uses, and gifts of love only,  
please. Not to be used for profit.*

2 size US 5 16" circular needles (or set of dpns)  
w/ worsted weight yarn.

## HEAD

Leave long tail for halo.

Cast on 13 stitches. (top of head)

Place 6 stitches on 2nd needle. (If using dpns,  
distribute stitches evenly.)

Without twisting cast on stitches, K first co st, pass  
2nd co st over it,  
knit around. (12 sts)

Knit every round for 5 more rounds.

At top of head, weave tail in and out of cast  
on stitches, and draw up tight (closing hole).

## NECK

Begin shaping neck - knit 2 tog  
around. (6 st)

Knit next round.

Stuff head.

## BODY

Next round increase in ea st

(\*knit in st below,

k1. repeat from \* around). (12 sts)

Knit around. 2x

Next round increase in ea st

(\*knit in st below,

k1. repeat from \* around). (24 sts)

Knit every round for 4 rows.

Begin decreasing for bottom:

(k2, k2tog) around. (18 sts)

(k1, k2tog), around. (12 sts)

k2tog around. (6 sts)

Place bell in opening, near the neck and  
stuff bottom.

Cut yarn, leaving long tail.

Weave yarn through remaining stitches  
on needles, remove needles and pull up on  
yarn tail, closing the opening at the bottom.  
Secure yarn by weaving through other  
stitches.



## HALO

pull loop through at back of head with tail at top,  
chain 14, fasten off. Wrap halo around top of head  
and fasten at back. Weave bottom thread up through  
body and fasten at end of halo. Weave ends through  
head and body, catching the halo at each side to  
fasten down

## WINGS:

Garner stitch wings for pocket angel.

Starting at middle of side of heart shape  
(working vertically -up and down- across the  
heart), cast on 4 stitches.

row 1 and every odd row: k across

rows 2 & 4: cast on 2 st at start of row &

knit across, cast on 1 st at end of row

row 6: knit across, cast on 1 st at end of row

rows 8 & 10: k2tog 2 times at start of row,

knit across, cast on 1 st at end of row

second half

row 12 & 14: cast on 2 st at start of row, knit

across, k2tog at end of row

row 16: knit across, k2tog at end of row

row 18 & 20: k2tog 2 times at start of row,

knit across, k2tog at end of row

row 22: k across

cast off all remaining st (3)

## Pocket Angel Poem Card

I originally wrote the little poem for the children in hospital that I was making hats (cancer caps) and blankies for, so it's pretty simple. But since then I've made the angels for people of all ages, and always give them the poem as well.

I usually put in a bell (which makes a little rattle sound) or other noisemaker, and the first poem is for that type of angel, but I've also modified the poem for angels without noisemakers as well. One thing to remember, though, if someone is going through tests (or radiation treatments) that require no metals, and they want to take the angel in with them (they often do), don't put in a metal bell. I have also used large plastic googly eyes as the noisemakers with success. Or you can make a quiet angel.

FOR ANGELS **WITH** A BELL  
OR OTHER NOISE MAKER INSIDE:

### Special Pocket Angel

I'm your special pocket angel,  
sent from Up Above,  
to watch over you and show you  
how very much you're loved.

Whenever you feel lonely,  
just give me a little shake,  
and listen very carefully,  
for the pretty sound I make.

I'll always stay beside you,  
no matter what you do,  
for this little Pocket Angel  
is especially for you.

by Shar / theknittycat

Here is the text alone, if you want to design your own card, or you can copy and paste the poems in photo form on the next page. As I said, one is for angels with a bell or other noisemaker, and the other is for quiet angels:

Blessings and Hugs from Shar / knittycat

FOR ANGELS **WITHOUT** A BELL  
OR OTHER NOISE MAKER INSIDE:

### Special Pocket Angel



I'm your special pocket angel,  
sent from Up Above,  
to watch over you and show you  
how very much you're loved.

Whenever you feel lonely,  
anytime you please,  
to know that I am with you,  
just give me a little squeeze.

I'll always stay beside you,  
no matter what you do,  
for this little Pocket Angel  
is especially for you.

by Shar / theknittycat



FOR ANGELS **WITH** A BELL OR OTHER NOISE MAKER INSIDE:



Special Pocket Angel  
*for*  
I'm your special pocket angel,  
sent from Up Above,  
to watch over you and show you  
how very much you're loved.



Whenever you feel lonely,  
just give me a little shake,  
and listen very carefully,  
for the pretty sound I make.

I'll always stay beside you,  
no matter what you do,  
for this little Pocket Angel  
is especially for you.



poem by Sifar / tis kritticat



FOR ANGELS **WITHOUT** A BELL OR OTHER NOISE MAKER INSIDE:



Special Pocket Angel  
*for*  
I'm your special pocket angel,  
sent from Up Above,  
to watch over you and show you  
how very much you're loved.

Whenever you feel lonely,  
anytime you please,  
to know that I am with you,  
just give me a little squeeze.

I'll always stay beside you,  
no matter what you do,  
for this little Pocket Angel  
is especially for you.



poem by Sifar / tis kritticat