

Ecological Soil Screening Levels for Beryllium

Interim Final

OSWER Directive 9285.7- 64



**U.S. Environmental Protection Agency
Office of Solid Waste and Emergency Response
1200 Pennsylvania Avenue, N.W.
Washington, DC 20460**

February 2005

This page intentionally left blank

TABLE OF CONTENTS

1.0	INTRODUCTION	1
2.0	SUMMARY OF ECO-SSLs FOR BERYLLIUM	1
3.0	ECO-SSL FOR TERRESTRIAL PLANTS	3
4.0	ECO-SSL FOR SOIL INVERTEBRATES	3
5.0	ECO-SSL FOR AVIAN WILDLIFE	3
6.0	ECO-SSL FOR MAMMALIAN WILDLIFE	6
6.1	Mammalian TRV	6
6.2	Estimation of Dose and Calculation of the Eco-SSL	6
7.0	REFERENCES	10
7.1	General Beryllium References	10
7.2	References for Plants and Soil Invertebrates	10
7.3	References Rejected for Use in Deriving Plant and Soil Invertebrate Eco-SSLs ..	11
7.4	References Used to Derive the Wildlife TRV	13
7.5	References Rejected for Use in Derivation of Wildlife TRV	13

LIST OF TABLES

Table 2.1	Beryllium Eco-SSLs (mg/kg dry weight in soil)	2
Table 3.1	Plant Toxicity Data - Beryllium	4
Table 4.1	Soil Invertebrate Toxicity Data - Beryllium	5
Table 6.1	Mammalian Toxicity Data Extracted for Wildlife Toxicity Reference Value (TRV) - Beryllium	7
Table 6.2	Calculation of the Mammalian Eco-SSL for Beryllium	9

LIST OF FIGURES

Figure 2.1	Typical Background Concentrations of Beryllium in U.S. Soils	3
Figure 6.1	Mammalian TRV Derivation for Beryllium	8

LIST OF APPENDICES

Appendix 6-1	Mammalian Toxicity Data Extracted and Reviewed for Wildlife Toxicity Reference Value (TRV) - Beryllium	
--------------	--	--

1.0 INTRODUCTION

Ecological Soil Screening Levels (Eco-SSLs) are concentrations of contaminants in soil that are protective of ecological receptors that commonly come into contact with and/or consume biota that live in or on soil. Eco-SSLs are derived separately for four groups of ecological receptors: plants, soil invertebrates, birds, and mammals. As such, these values are presumed to provide adequate protection of terrestrial ecosystems. Eco-SSLs are derived to be protective of the conservative end of the exposure and effects species distribution, and are intended to be applied at the screening stage of an ecological risk assessment. These screening levels should be used to identify the contaminants of potential concern (COPCs) that require further evaluation in the site-specific baseline ecological risk assessment that is completed according to specific guidance (U.S. EPA, 1997, 1998, and 1999). The Eco-SSLs are not designed to be used as cleanup levels and the United States (U.S.) Environmental Protection Agency (EPA) emphasizes that it would be inappropriate to adopt or modify the intended use of these Eco-SSLs as national cleanup standards.

The detailed procedures used to derive Eco-SSL values are described in separate documentation (US EPA, 2003). The derivation procedures represent the collaborative effort of a multi-stakeholder group consisting of federal, state, consulting, industry, and academic participants led by the U.S. EPA, Office of Solid Waste and Emergency Response.

This document provides the Eco-SSL values for beryllium and the documentation for their derivation. This document provides guidance and is designed to communicate national policy on identifying beryllium concentrations in soil that may present an unacceptable ecological risk to terrestrial receptors. The document does not, however, substitute for EPA's statutes or regulations, nor is it a regulation itself. Thus, it does not impose legally-binding requirements on EPA, states, or the regulated community, and may not apply to a particular situation based upon the circumstances of the site. EPA may change this guidance in the future, as appropriate. EPA and state personnel may use and accept other technically sound approaches, either on their own initiative, or at the suggestion of potentially responsible parties, or other interested parties. Therefore, interested parties are free to raise questions and objections about the substance of this document and the appropriateness of the application of this document to a particular situation. EPA welcomes public comments on this document at any time and may consider such comments in future revisions of this document.

2.0 SUMMARY OF ECO-SSLs FOR BERYLLIUM

Beryllium occurs naturally in the earth's crust, in coal, and in minerals, such as beryl, bertrandite, bromellite, chrysoberyl, and beryllonite. Plagioclase feldspar contains most of the world's beryllium. The greatest known concentrations of beryllium are found in certain pegmatite bodies, where crystals of beryl account for a few percent of the total pegmatite volume, and may be found in several of the strata of zoned dykes. The element is sometimes concentrated in hydrothermal veins, and some granitic rocks contain sufficient amounts to permit the crystallization of small

amounts of beryl (<http://toxnet.nlm.nih.gov>). Beryllium's production and use in alloys, microelectronics, aerospace technology, aircraft brakes, X-ray windows, neutron reflectors, and as a solid-propellant in rocket fuels may result in its release to the environment through various waste streams. Beryllium enters the environment principally from coal combustion. (<http://toxnet.nlm.nih.gov>).

Data concerning the fate of beryllium in the environment are limited. Since the major source of atmospheric beryllium is coal combustion, the most prevalent chemical form is probably beryllium oxide, mainly bound to particles smaller than 1 µm. The residence time of these particles in the atmosphere is about 10 days (US EPA, 1987). Beryllium returns to earth by wet and dry deposition in a similar manner to other metals and on particles of comparable size distribution (Kwapulinski & Pastuszka, 1983 as cited in IPCS, 1990).

Reactions of beryllium in solution and soil depend on the pH. At environmental pH ranges of 4 to 8, beryllium oxide is highly insoluble, thus preventing mobilization in soil. Beryllium is strongly adsorbed by finely dispersed sedimentary materials including clays, iron hydroxides, and organic substances (Izmerov, 1985). Thus, very little is released into ground water during weathering. If beryllium oxide is converted to the ionized salts (chloride, sulfate, nitrate) during atmospheric transport, solubility upon deposition and, hence, mobility in soils would be greatly enhanced, but this has not been reported in the literature as cited in IPCS, 1990.

If beryllium is bioavailable in the soil matrices, it can be assimilated by plants. Beryllium is classified as a fast-exchange metal, and can potentially interfere with the transport of nutritive metals, such as calcium, into eukaryotic cells (Wood & Wang, 1983). Although there is a lack of data on beryllium levels in environmental organisms representing high trophic levels and on the fate of beryllium in ecosystems, it is not believed to biomagnify within food chains. Some plant species, however, including hickory trees (*Carya* spp.), act as accumulators of beryllium (Griffitts, 1977; Nikonova, 1967, Sainsbury et al., 1968), and plant ash may contain greater amounts of beryllium in comparison to soil as cited in IPCS, 1990.

Eco-SSL values for beryllium were derived for soil invertebrates and mammalian wildlife (Table 2.1). Eco-SSL values for beryllium could not be derived for plants or avian wildlife. For these receptor groups, data were insufficient to derive soil screening values. The Eco-SSLs for beryllium are 21 mg/kg dry weight (dw) for mammalian wildlife and 40 mg/kg dw for soil invertebrates. The Eco-SSLs are higher than the reported range of background soil concentrations in eastern and western U.S. soils (Figure 2.1). The reported background concentrations of many metals in U.S. soils are described in Attachment 1-4 of the Eco-SSL guidance (U.S. EPA, 2003).

Table 2.1 Beryllium Eco-SSLs (mg/kg dry weight in soil)			
Plants	Soil Invertebrates	Avian Wildlife	Mammalian Wildlife
NA	40	NA	21
NA = Not Available. Data were insufficient to derive an Eco-SSL.			

3.0 ECO-SSL FOR TERRESTRIAL PLANTS

Of the papers identified from the literature search process, 32 were selected for acquisition for further review. Of those papers acquired, three met all 11 Study Acceptance Criteria. Each of these papers was reviewed and the studies were scored according to the Eco-SSL guidance (U.S. EPA, 2003; Attachment 3-2). Five studies received an Evaluation Score greater than ten. These studies are listed in Table 3.1. There was only one study result with an acceptable endpoint; the other four results are unbounded lowest observed adverse effect concentrations (LOAECs) which cannot be used to derive an Eco-SSL. Therefore, an Eco-SSL could not be derived for beryllium for plants according to the Eco-SSL guidance (US EPA, 2003; Attachment 3-2).

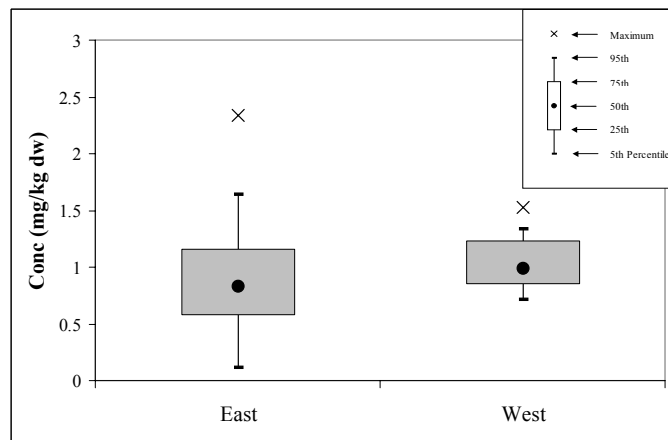


Figure 2.1 Typical Background Concentrations of Beryllium in U.S. Soils

4.0 ECO-SSL FOR SOIL INVERTEBRATES

Of the papers identified from the literature search process, six were selected for acquisition for further review. Of those papers acquired, three met all 11 Study Acceptance Criteria. Each of these papers was reviewed and the studies were scored according to the Eco-SSL guidance (U.S. EPA, 2003; Attachment 3-2). Three studies received an Evaluation Score greater than ten. These studies are listed in Table 4.1.

The studies in Table 4.1 are sorted by bioavailability score and all three studies are used to derive the soil invertebrate Eco-SSL according to the Eco-SSL guidance (U.S. EPA, 2003; Attachment 3-2). The Eco-SSL is the geometric mean of the EC_{20} values reported for each of three test species and is equal to 40 mg/kg dw.

5.0 ECO-SSL FOR AVIAN WILDLIFE

The literature search completed according to the Eco-SSL guidance (U.S. EPA, 2003; Attachment 4-2) identified 167 studies with possible toxicity data for beryllium for mammalian species. There were no studies identified for the toxicity of beryllium to avian species; therefore an Eco-SSL could not be derived for beryllium.

Table 3.1 Plant Toxicity Data - Beryllium

Reference	Study ID	Test Organism		Soil pH	OM%	Bio-availability Score	ERE	Tox Parameter	Tox Value Soil Conc. (mg/kg dw)	Total Evaluation Score	Eligible for Eco-SSL Derivation?	Used for Eco-SSL?
Kaplan, D.I., 1990	a	Kale	<i>Brassica oleracea v.acephalia L.</i>	6.5	1.9	2	GRO	MATC	56.8	16	Y	N
Sajwan, K.S., 1996	a	Soybean	<i>Glycine max</i>	4.9	1.9	2	GRO	LOAEC	25	12	N	N
Sajwan, K.S., 1996	b	Soybean	<i>Glycine max</i>	6.5	1.9	2	GRO	LOAEC	25	12	N	N
Sajwan, K.S., 1996	c	Soybean	<i>Glycine max</i>	5.5	3.2	2	GRO	LOAEC	25	12	N	N
Sajwan, K.S., 1996	d	Soybean	<i>Glycine max</i>	6.0	3.2	1	GRO	LOAEC	25	12	N	N

ERE = Ecologically relevant endpoint

GRO = growth

LOAEC = Lowest observed adverse effect concentration

MATC = Maximum acceptable toxicant concentration. Geometric mean of NOAEC and LOAEC.

N = No

NOAEC = No observed adverse effect concentration

OM = Organic matter content

Y = yes

Bioavailability Score described in *Guidance for Developing Eco-SSLs* (U.S. EPA, 2003)

Total Evaluation Score described in *Guidance for Developing Eco-SSLs* (U.S. EPA, 2003)

Table 4.1 Invertebrate Toxicity Data - Beryllium

Reference	IP Number	Test Organism		Soil pH	OM%	Bio-availability Score	ERE	Tox Parameter	Tox Value Soil Conc. (mg/kg dw)	Total Evaluation Score	Eligible for Eco-SSL Derivation?	Used for Eco-SSL?
Kuperman et al., 2002	62344	Pot worm	<i>Enchytraeus crypticus</i>	4.29 - 5.29	1.2	2	REP	EC ₂₀	45	17	Y	Y
Phillips et al., 2002	62345	Springtail	<i>Folsomia candida</i>	4.29 - 5.29	1.2	2	REP	EC ₂₀	28	18	Y	Y
Simini et al., 2002	62343	Earthworm	<i>Eisenia fetida</i>	3.83 - 5.29	1.2	2	REP	EC ₂₀	52	16	Y	Y
Geometric Mean									40			

EC₂₀ = Effect concentration for 20% of test population

ERE = Ecologically relevant endpoint

OM = Organic matter content

REP = Reproduction

Y = yes

Bioavailability Score described in *Guidance for Developing Eco-SSLs* (U.S. EPA, 2003)

Total Evaluation Score described in *Guidance for Developing Eco-SSLs* (U.S. EPA, 2003)

6.0 ECO-SSL FOR MAMMALIAN WILDLIFE

The derivation of the Eco-SSL for mammalian wildlife was completed as two parts. First, the toxicity reference value (TRV) was derived according to the Eco-SSL guidance (U.S. EPA, 2003; Attachment 4-5). Second, the Eco-SSL (soil concentration) was back-calculated for each of three surrogate species based on the wildlife exposure model and the TRV (U.S. EPA, 2003).

6.1 Mammalian TRV

The literature search completed according to the Eco-SSL guidance (U.S. EPA, 2003; Attachment 4-2) identified 167 studies with possible toxicity data for mammalian species. Of these studies, 163 were rejected for use as described in Section 7.5. The remaining papers four papers were reviewed and the studies were scored according to the Eco-SSL guidance (U.S. EPA, 2003; Attachment 4-3). The results of the data extraction and review are summarized in Table 6.1. The complete results are included as Appendix 6-1.

There are six results for biochemical (BIO), pathology (PTH), growth (GRO), and survival (MOR) endpoints with a total Data Evaluation Score of > 65 that are used to derive the TRV (U.S. EPA, 2003; Attachment 4-4). These data are plotted in Figure 6.1 and correspond directly with the data presented in Table 6.1. The no-observed adverse effect level (NOAEL) results for growth and reproduction are used to calculate a geometric mean NOAEL. This mean NOAEL is examined in relationship to the lowest bounded lowest-observed adverse effect level (LOAEL) for reproduction, growth, and survival to derive the TRV according to procedures in the Eco-SSL guidance (U.S. EPA, 2003; Attachment 4-5).

A geometric mean of the NOAEL values for growth and reproduction could not be calculated as only one NOAEL is available for growth or reproductive effects. There are no bounded LOAELs for comparison. Therefore, the TRV is equal to the lowest NOAEL for effects on growth, reproduction, or survival which is equal to 0.532 mg beryllium/kg bw/day.

6.2 Estimation of Dose and Calculation of the Eco-SSL

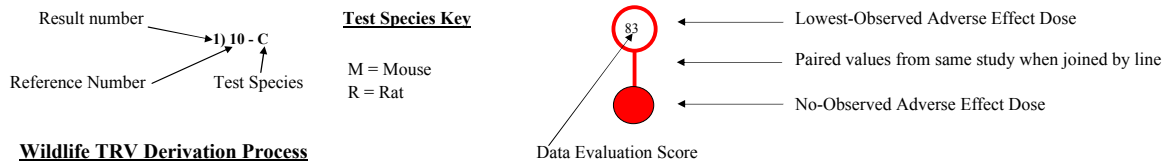
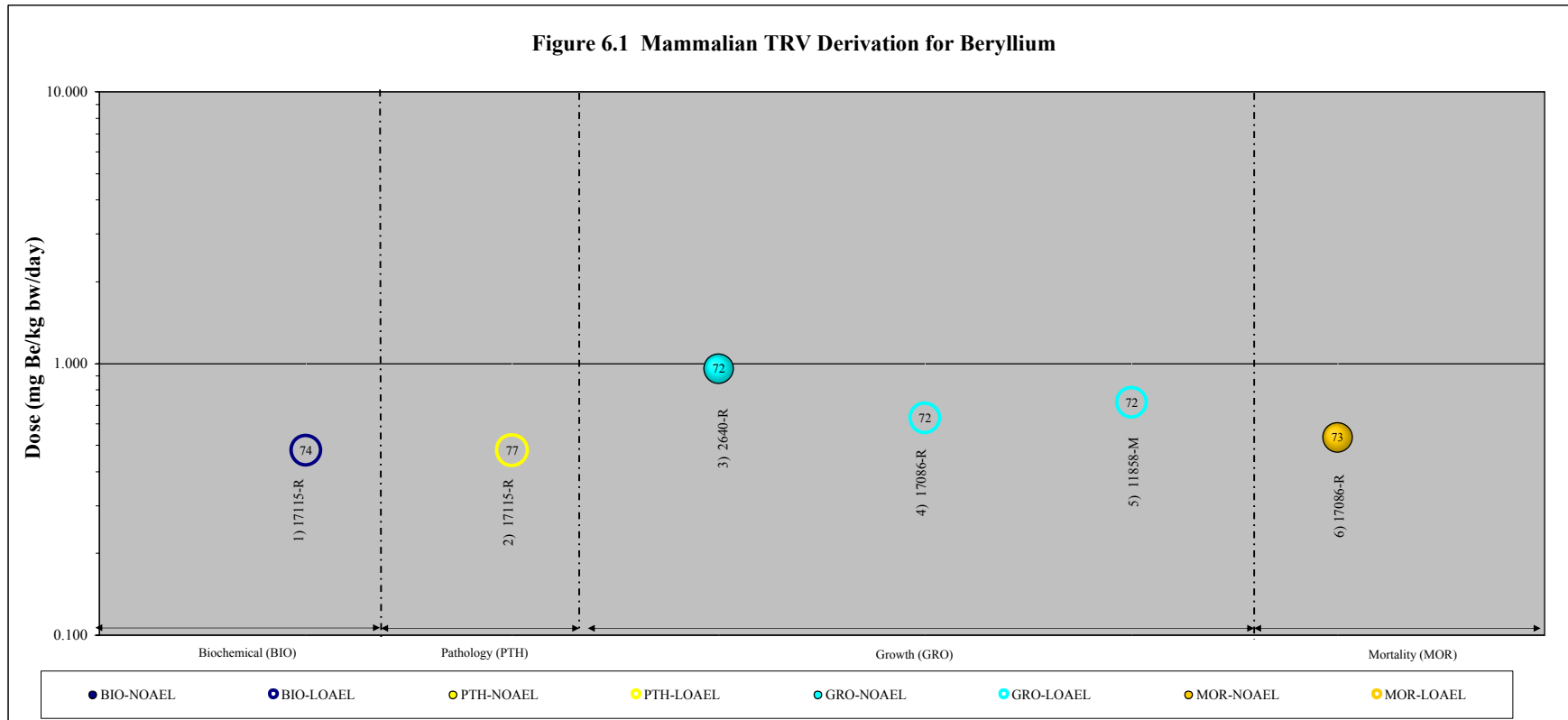
Three separate Eco-SSL values were calculated for mammalian wildlife, one for each of three surrogate receptor species representing different trophic groups. The mammalian Eco-SSLs derived for beryllium were calculated according to Eco-SSL guidance (U.S. EPA, 2003; Attachment 4-5) and are summarized in Table 6.2.

**Table 6.1 Mammalian Toxicity Data Extracted for Wildlife Toxicity Reference Value (TRV)
Beryllium**

Result #	Reference	Ref No.	Test Organism	# of Conc/ Doses	Method of Analyses	Route of Exposure	Exposure Duration	Duration Units	Age	Age Units	Lifestage	Sex	Effect Type	Effect Measure	Response Site	NOAEL Dose (mg/kg bw/day)	LOAEL Dose (mg/kg bw/day)	Data Evaluation Score	
Biochemical Effects																			
1	Goel et al, 1980	17115	Rat (<i>Rattus norvegicus</i>)	2	U	OR	75	d	NR	NR	JV	M	ENZ	ALPH	LU		0.478	74	
Pathology Effects																			
2	Goel et al, 1980	17115	Rat (<i>Rattus norvegicus</i>)	2	U	OR	75	d	NR	NR	JV	M	HIS	GHIS	LU		0.478	77	
Growth Effects																			
3	Freundt and Ibrahim, 1990	2640	Rat (<i>Rattus norvegicus</i>)	2	U	DR	91	d	NR	NR	SM	F	GRO	BDWT	WO	0.953		72	
4	Schroeder and Mitchener, 1975	17086	Rat (<i>Rattus norvegicus</i>)	2	U	DR	39	d	21	d	JV	M	GRO	BDWT	WO		0.630	72	
5	Schroeder and Mitchener, 1975	1858	Mouse (<i>Mus musculus</i>)	2	U	DR	70	d	19-20	d	JV	F	GRO	BDWT	WO		0.718	72	
Effects on Survival																			
6	Schroeder and Mitchener, 1975	17086	Rat (<i>Rattus norvegicus</i>)	2	U	DR	1464	d	21	d	JV	B	MOR	LFSP	WO	0.532		73	

ALPH = alkaline phosphatase; B = both; BDWT = body weight changes; bw = body weight; d = days; DR = drinking water; ENZ = enzyme; F = female; GHIS = general histological changes; GRO = Growth; HIS = histology; JV = juvenile; kg = kilogram; LFSP = lifespan; LOAEL = lowest observed adverse effect level; LU = lung; M = male; mg = milligram; mo = months; MOR = effects on survival; NOAEL = no observed adverse effect level; NR = not reported; OR = other oral (e.g. capsule); Score = Total Data Evaluation Score as described in US EPA (2003; Attachment 4-3); SM = sexually mature; U = unmeasured; WO = whole organism.

Figure 6.1 Mammalian TRV Derivation for Beryllium



Wildlife TRV Derivation Process

- 1) There are at least three results available for two test species within the growth, reproduction, and mortality effect groups. There are enough data to derive a TRV.
- 2) There are not three NOAEL results available for calculation of a geometric mean.
- 4) There is one NOAEL value for reproduction or growth effects
- 5) There are no bounded LOAELs for comparison. The TRV is equal to the lowest NOAEL for effects on growth, reproduction, or survival.
- 6) The mammalian wildlife TRV for beryllium is equal to 0.532 mg beryllium/kg bw/day which is the lowest NOAEL for effects on growth, reproduction, and survival.

Table 6.2 Calculation of the Mammalian Eco-SSL for Beryllium						
Surrogate Receptor Group	TRV for Beryllium (mg dw/kg bw/d) ¹	Food Ingestion Rate (FIR) ² (kg dw/kg bw/d)	Soil Ingestion as Proportion of Diet (P _s) ²	Concentration of Beryllium in Biota Type (i) ^{2,3} (B _i) (mg/kg dw)	Beryllium in Diet of Prey ⁴ (C _{diet})	Eco-SSL (mg/kg dw) ⁵
Mammalian herbivore (vole)	0.532	0.0875	0.032	$\ln(B_i) = 0.7345 * \ln(\text{Soil}_j) - 0.5361$ where i = plants	NA	21
Mammalian ground insectivore (shrew)	0.532	0.209	0.030	$B_i = 0.045 * \text{Soil}_j$ where i = earthworms	NA	34
Mammalian carnivore (weasel)	0.532	0.130	0.043	$B_i = C_{\text{diet}} * 0.05$ where i = mammals	$C_{\text{diet}} = 0.045 * \text{Soil}_j$	90

¹ The process for derivation of wildlife TRVs is described in Attachment 4-5 of U.S. EPA (2003).
² Parameters (FIR, P_s, B_i values, regressions) are provided in U.S. EPA (2003) Attachment 4-1 (revised February 2005).
³ B_i = Concentration in biota type (i) which represents 100% of the diet for the respective receptor.
⁴ C_{diet} = Concentration in the diet of small mammals consumed by predatory species (weasel).
⁵ HQ = FIR * (Soil_j * P_s + B_i) / TRV solved for HQ=1 where Soil_j = Eco-SSL (Equation 4-2; U.S. EPA, 2003).
 NA = Not Applicable

This Page Intentionally Left Blank

7.0 REFERENCES

7.1 General Beryllium References

Griffitts, W.R., Allaway, W.H., & Groth, D.H. (1977) Beryllium. In: *Geochemistry and the Environment*. Vol. II. The relation of other selected trace elements to health and disease. Washington, DC, National Academy of Sciences, US National Committee for Geochemistry, pp. 7-10.

International Programme on Chemical Safety (IPCS). 1990. *Environmental Health Criteria 106 Beryllium*. Published jointly by the United Nations Environment Programme, the International Labour Organisation, and the World Health Organization. <http://www.inchem.org/documents/ehc/ehc/ehc106.htm>

Izmerov, N.F. (ed.) (1985) Beryllium. Series "Scientific Reviews of Soviet Literature on Toxicity and Hazards of Chemicals", International Register of Potentially Toxic Chemicals and Centre of International Projects, Moscow, GKNT, 49 pp.

Kwapulinski, J. and Pastuszka, J. 1983. Application of the mass balance equation in the estimation of beryllium and radium concentrations in the lower atmosphere. *Sci. Total Environ.* 26: 203-207.

<http://toxnet.nlm.nih.gov>. National Library of Medicine. Hazardous Substances Database (HSDB).

Nikonova, N.N. (1967) [On the accumulation of beryllium, molybdenum, zirconium, yttrium, and other rare elements in plants of South Ural.] *Izv. Sib. Akad. Nauk. SSSR Ser. Biol. Med.*, 3: 25-29 (in Russian).

Sainsbury, C.I., Hamilton, J.C., & Huffmann, C. (1968) *Geochemical Cycle of Selected Trace Elements in the Tin-tungsten-beryllium District, Western Seward Peninsula, Alaska - a Reconnaissance Study*. Washington, DC, US Government Printing Office, 71 pp (US Geological Survey Bulletin 1242-F).

United States Environmental Protection Agency (US EPA). 2003. *Guidance for Developing Ecological Soil Screening Levels (Eco-SSLs)*. November. Office of Solid Waste and Emergency Response. OSWER Directive 92857-55.

United States Environmental Protection Agency (U.S. EPA). 1998. *Guidelines for Ecological Risk Assessment*. Risk Assessment Forum. U.S. Environmental Protection Agency, Washington DC. EPA/630/R-95/002F. April. May 14, 1998 Federal Register 63(93): 26846-26924.

United States Environmental Protection Agency (U.S. EPA). 1997. *Ecological Risk Assessment Guidance for Superfund: Process for Designing and Conducting Ecological Risk Assessments*. Interim Final. U.S. Environmental Protection Agency, Environmental Response Team (Edison, NJ). June 5, 1997.

US EPA (1987) Health assessment document for beryllium. Research Triangle Park, North Carolina, US Environmental Protection Agency, Office of Research and Development (EPA Report No. 600/8-84-026F).

Wood, J. M. and H.K. Wang. 1983. Microbial resistance to heavy metals. *Environ. Sci. Technol.*, 17: 582A-590A.

7.2 References for Plants and Soil Invertebrates

Kaplan, D. I., Sajwan, K. S., Adriano, D. C., and Gettier, S. 1990. Phytoavailability and Toxicity of Beryllium and Vanadium. *Water Air Soil Pollut.* 53[3/4], 203-212

Kuperman, R.G., Checkai, R.T., Phillips, C.T., Simini, M., Speicher, J.A., Barclift, D.J. 2002. *Toxicity Assessments of Antimony, Barium, Beryllium, and Manganese for Development of Ecological Soil Screening Levels (Eco-SSL) Using Enchytraeid Reproduction Benchmark Values*. Technical Report No. ECBC-TR-324. U.S. Army Edgewood

Phillips, C.T., Checkai, R.T., Kuperman, R.G., Simini, M., Speicher, J.A., Barclift, D.J. 2002. *Toxicity Assessments of Antimony, Barium, Beryllium, and Manganese for Development of Ecological Soil Screening Levels (Eco-SSL) Using Folsomia Reproduction Benchmark Values*. Technical Report No. ECBC-TR-326. U.S. Army Edgewood Chemical Biological Center, Aberdeen Proving Ground, MD.

Sajwan, K. S., Ornes, W. H., and Youngblood, T. V. 1996. Beryllium Phytotoxicity in Soybeans. *Water Air Soil Pollut.* 86[1-4], 117-124

Simini, M., Checkai, R.T., Kuperman, R.G., Phillips, C.T., Speicher, J.A., Barclift, D.J. 2002. *Toxicity Assessments of Antimony, Barium, Beryllium, and Manganese for Development of Ecological Soil Screening Levels (Eco-SSL) Using Earthworm (Eisenia fetida) Benchmark Values*. Technical Report No. ECBC-TR-325. U.S. Army Edgewood Chemical Biological Center, Aberdeen Proving Ground, MD.

7.3 References Rejected for Use in Deriving Plant and Soil Invertebrate Eco-SSLs

These references were reviewed and rejected for use in derivation of the Eco-SSL. The definition of the codes describing the basis for rejection is provided at the end of the reference sections.

- Not Avail** Bingham, J. D. and Steucek, G. L. 1972. Phloem Mobility of Beryllium in the Bean, *Phaseolus vulgaris* 5512. *Proc Acad Sci* 46, 16
- OM** Bohn, H. 1979. Beryllium Effects on Potatoes and Oats in Acid Soil. *Water Air Soil Pollut* 11[3], 319-322
- OM** Bohn, H. L. and Seekamp, G. 1979. Beryllium effects on potatoes solanum-tuberosum and oats avena-sativa in acid soil. *Water Air Soil Pollut* 11[3], 319-322
- Media** Carlson, C. L., Adriano, D. C., Sajwan, K. S., Abels, S. L., and Thoma, D. P. 1991. Effects of Selected Trace Metals on Germinating Seeds of Six Plant Species. *Water Air Soil Pollut* 59[3/4], 231-240
- Species** Curtis, G. H. 1951. Cutaneous Hypersensitivity due to Beryllium. *Arch.Dermatol.Syphilol.* 64, 470-482
- Mix** Davis, R. D., Beckett, P. H. T., and Wollan, E. 1978. Critical Levels of Twenty Potentially Toxic Elements in Young Spring Barley. *Plant Soil* 49, 395-408
- Media** Degreave, N. 1971. Modification des Effects du Methane Sulfonated d'Ethyl au Niveau Chromosomique. I. Les Ions Metalligues. *Rev Cytol Biol Veg* 34, 233-244
- No Dur** Ebinger, M. H. and Hansen, W. R. 1994. Environmental Radiation Monitoring Plan For Depleted Uranium And Beryllium Areas, Yuma Proving Ground. Govt-Reports-Announcements-&-Index-(GRA&I),-Issue-23,-1994 [23]
- No Dur** Florence TM, Farrar YJ, Dale LS, Batley GE. Beryllium Content of NBS Standard Reference Orchard Leaves. *Anal Chem* 1974; 46: 1874-1876.
- FL** Gerola, F. M. and Gilardi, E. 1955. Action of Beryllium on Absorption of Phosphorus and Increases of Apical Roots (Fisiologia Vegetale - L'Azione del Beryllio Sull'Assorbimento del Fosforo e Sull'Aumento in peso di Apici radicali). *Atti Adad.Naz.Lincei Rend Classe Sci.Fis.Mat.Nat.* 18, 533-538 (ITA)

- Media** Gormley, C. J. and London, S. A. 1973. Effect of Beryllium on Soil Microorganisms. In: *Proc.Annu.Conf.Enviroin.Toxicol.*, Pap.No.29, AMRL-TR-73-125 , 401-416
- Media** Hara, T., Furuta, T., Sonoda, Y., and Iwai, I. 1977. Growth Response of Cabbage Plants to Beryllium and Strontium Under Water Culture Conditions. *Soil Sci.Plant Nutr.* 23[3], 373-380
- Media** Hoagland, M. B. 1952. Beryllium and Growth: II. The Effect of Beryllium on Plant Growth. *Arch.Biochem.Biophys.* 35, 249-258
- Media** Hoagland, M. B. 1952. Beryllium and Growth: III. The Effect of Beryllium on Plant Phosphatase. *Arch.Biochem.Biophys.* 35, 259-267
- Media** Holst, R. W., Schmid, W. E., and Yopp, J. H. 1975. Beryllium Absorption by Excised Barley Roots. *Plant Physiol.* 56[Suppl.], 43
- Media** Holst, R. W., Schmid, W. E., and Yopp, J. H. 1980. Beryllium Uptake by Excised Barley Roots. *Plant Cell Physiol.* 21[5], 737-743
- FL** Horovitz, C. T. and Petrescu, O. 1964. The Roles of Beryllium and of Magnesium in Plant Metabolism (Die Rolle des Berylliums und des Magnesiums für den Stoffwechsel der Pflanzen). *Trans 8th Int.Cong.Soil Sci* 4, 1205-1213
- Species** Ireland, M. P. 1986. Studies on the Effects of Dietary Beryllium at Two Different Calcium Concentrations in *Achatina fulica* (Pulmonata). *Comp Biochem Physiol Part C* 83[2], 435-438
- Media** Kosak-Channing, L. 1986. Beryllium Distribution in Hydroponically-Grown Tobacco Plants. *Plant Sci.* 46[3], 175-180
- Media** Lamersdorf, N. P., Godbold, D. L., and Knoche, D. 1991. Risk Assessment of Some Heavy Metals for the Growth of Norway Spruce44006. *Water Air Soil Pollut* 57/58, 535-543
- FL** Langhans, D. 1984. The Influence of Beryllium on the Germination of Garden Cress (*Lepidium sativum* L.) (Der Einflub von Beryllium auf die Keimung der Gartenkresse (*Lepidium sativum* L.)). *Angew.Bot.* 58[3/4], 295-300
- FL** Nikonova, N. N. 1971. Plants as Indicators of Beryllium (Biosfere Primen). V.R.Fillipov (Ed.), *Ikh.Sel.Khoz.Med.Sib.*, Dalinego Vostoka; Chem.Abstr.79 (ABS No.135810) (1973) , 163-166
- FL** Oustrin, M. L., Magna, H., Payet, S., and Oustrin, J. 1967. Study of the Toxicity and Localization of Beryllium in a Culture of *Zea mays* (Etude de la Toxicite et de la Localisation du Beryllium dans la Culture de *Zea mays*). *Bull.Soc.Hist.Nat.Toulouse* 103, 344-351 (FRE)
- Media** Romney, E. M., Childress, J. D., and Alexander, G. V. 1962. Beryllium and the Growth of Bush Beans. *Science* 185, 786-787
- Score** Romney, E. M. and Childress, J. D. 1965. Effects of Beryllium in Plants and Soil. *Soil Sci.* 100[3], 210-217
- Media** Romney, E. M., Wallace, A., Alexander, G. V., and Lunt, O. R. 1980. Effect of beryllium on mineral element composition of bush beans (and toxicity). *Journal Of Plant Nutrition.* 2[1/2], 103-106
- Media** Silverman, L. 1959. Control of Neighborhood Contamination near Beryllium-Using Plants. *Arch.Ind.Health* 19, 254-262

- Media** Tso, T. C., Sorokin, T. P., and Engelhaupt, M. E. 1973. Effects of Some Rare Elements on Nicotine Content of the Tobacco. *Plant. Plant Physiol* 51, 805-806
- Media** Wallace, A. and Romney, E. M. 1966. Effect of Beryllium on In Vitro Carboxylation Reactions. *Curr. Topics Plant Nutr.* 185-188
- No Dur** Williams, R. J. B. 1965. Effect of Beryllium in Kale 19978. Reprint from Rothamsted Exp. Station (1964), 66-67
- No Om** Williams, R. J. B. and Le Riche, H. H. 1968. The Effects of Traces of Beryllium on the Growth of Kale, Grass, and Mustard. *Plant Soil (Netherlands)* 29[2], 317-326
- No Om** Williams, R. J. B. and LeRiche, H. H. 1968. The Effect of Traces of Beryllium on the Growth of Kale, Grass, and Mustard. *Plant Soil* 29, 317-326

7.4 References Used to Derive the Wildlife TRV

- Freundt, K. J. and Ibrahim, H. A. 1990. Growth of rats during a subchronic intake of the heavy metals Pb, Cd, Zn, Mn, Cu, Hg, and Be. *Pol. J. Occup. Med.* 3(2): 227-232. Ref ID: 2640
- Goel, K. A., Agrawal, V. P., and Garg, V. 1980. Pulmonary toxicity of beryllium in albino rat. *Bulletin of Environmental Contamination and Toxicology.* 24(1): 59-64. Ref ID: 17115
- Schroeder, H. A. and Mitchener, M. 1975. Life-term effects of mercury, methyl mercury, and nine other tracemetals on mice. *Journal of Nutrition* 105(4): 452-458. Ref ID: 1858
- Schroeder, Henry A. and Mitchener, Marian. Life-term studies in rats. Effects of aluminum, barium, beryllium, and tungsten *J. Nutr.* 105(4): 421-7. Ref ID: 17086

7.5 References Rejected for Use in Derivation of Wildlife TRV

These references were reviewed and rejected for use in derivation of the Eco-SSL. The definition of the codes describing the basis for rejection is provided at the end of the reference sections.

- Diss** Some changes produced in growth reproduction, blood and urine of rats by salts of zinc with certain observations on the effects of cadmium and beryllium salts
- Diss** A study of the chemistry and mutagenicity of welding fume 910380 .
- FL** 1978. Toxicity of beryllium salts Lan-chou Ta Hsueh Hsueh Pao Tzu Jan K'o Hsueh Pao (3):116-21 .
- FL** Abd El-Fadil Ibrahim Hassan, H. 1988. Influence of the heavy metals lead, cadmium, zinc, manganese, copper, mercury and beryllium on the glutathione S-transferases in the rat liver. <Original> Einfluss der Schwermetalle Pb, Cd, Zn, Mn, Cu, Hg und Be Blei, Cadmium, Zink, Mangan, Kupfer, Quecksilber und Beryllium auf die Glutathion-S-Transferasen der Rattenleber
- No Oral** Amano, Ryohei, Oishi, Shigeo, Enomoto, Shuichi, and Ambe, Fumitoshi. 1996. Comparative uptake behavior of trace elements in normal, Al-overloaded and Cd-overloaded Mice *Riken Rev.* 13, 29-30.

- FL** Anon. 1988. Monthly results of measurements, october 1986. Govt Reports Announcements & Index (GRA&I)
- CP** Arkhipova, O. G., Demokidova, N. K., Medved, T. Ya., and Rudomino, M. V. 1972. Biological action of organophosphorus complexons Khim. Primen. Fosfororg. Soedin. Tr. Vses. Konf., 3rd :Meeting Date 1965, 497-502. Editor(s): Kabachnik, M. I. Publisher: "Nauka", Moscow, USSR.
- FL** Arkhipova, O. G., Dvizhkov, P. P., Kochetkova, T. A., and Ivanova, A. S. 1968. Protective action of organophosphorus complexes during intoxication with soluble beryllium compounds. *Gig. Sanit.* 33(5):26-31 .
- CP** Baarli, J., Bianchi, M., Sullivan, A. H., and Di Paola M. Biological effects of hadrons at very low doses LEWIS, MIRIAM (ED.). Biological and Environmental Effects of Low-level Radiation, Vols. 1 and 2. Proceedings of a Symposium on Biological Effects of Low-level Radiation Pertinent to Protection of Man and His Environment. Chicago, Ill., Usa, Nov. 3-7, 1975. Vii+372p(vol. 1.); Viii+451p(vol. 2.) Illus. International Atomic Energy Agency: Vienna, ISBN 92-0-010076-7(VOL. 1.); ISBN 92-0-010176-3(VOL. 2.). 1976 195-204
- No Oral** Barna, B. P., Deodhar, S. D., Gautam, S., Edinger, M., Chiang, T., and McMahon, J. T. 1984. Experimental beryllium-induced lung-disease .2. Analyses of bronchial lavage cells in strains-2 and strains-13 guinea-pigs. *International Archives Of Allergy And Applied Immunology* 73(1):49-55.
- Abstract** Barna, B. P., Edinger, M., Chiang, T., Gautam, S., and Deodhar, S. D. 1981. Strain dependent variability in development of experimental beryllium lung-disease in guinea-pigs. *Federation Proceedings* 40:992.
- Meth** Basketter, D. A., Lea, L. J., Cooper, K., Stocks, J., Dickens, A., Pate, I., Dearman, R. J., and Kimber, I. 2000. Threshold for classification as a skin sensitizer in the local lymph node assay: a statistical evaluation. *Food Chem. Toxicol.* 37(12): 1167-1174 .
- No Oral** Bencko, V., Brezina, M., Benes, B., and Cikrt, M. 1979. Penetration of beryllium through the placenta and its distribution in the mouse J. Hyg. Epidemiol., Microbiol., Immunol. 24(4):361-7.
- FL** Berencsi, G. and Nagymajtenyi, L. 1977. [Pulmonary injury of mice produced by chronically peroral treatment with different substances (author's transl)] *Zentralblatt für Bakteriologie, Parasitenkunde, Infektionskrankheiten*
- FL** Berencsi, G. and Nagymajtenyi, L. 1977. Ueber Lungenschaedigung Bei Der Maus Durch Per OS Chronischaufgenommene Substanzen. [Pulmonary injury of mice produced by chronically peroral treatment with different substances (author's transl)] *Zentralbl Bakteriol* [Orig B] 164(3):282-7.
- Phys** Bohm, L., Blekkenhorst, G., Slabbert, J. P., Verheye, F., Jones, D. T., and Yudelev, M. 1992. RBE and OER measurements on the p(66) + Be neutron beam at Faure, South Africa. *Strahlentherapie und Onkologie* 168(1):42-7.
- BioAcc** Bortolotti, G. R. and Barlow, J. C. 1988. Some sources of variation in the elemental composition of bald eagle Feathers. *Can J Zool* 66(9):1948-1951.
- Chem Meth** Brokesoulder, S. F., Robinson, F. R., Thomas, A. A., and Cholak, J. 1966. Limits of Detection of Beryllium in Tissues By Microemission Spectrography :6p.
- Gene** Brooks, A. L., Griffith, W. C., Johnson, N. F., Finch, G. L., and Cuddihy, R. G. 1989. The induction of chromosome damage in cho cells by beryllium and radiation given alone and in Combination. *Radiat Res* 120(3):494-507.

- Unrel** Brooks, Antone L., Griffith, William C. , Johnson, Neil F., Finch, Gregory L., and Cuddihy, Richard G. 1989. The induction of chromosome damage in CHO cells by beryllium and radiation given alone and in combination. *Radiat. Res.* 120(3):494-507 .
- HHE** Budach, V., Olthoff-Muenter, K., Frank, H. U., and Tessler, H. 1988. Dosimetry of a new holding device for fast d-14 plus beryllium neutron irradiation of human xenografts in nude mice. *Applied Radiation and Isotopes.* 39(4):297-302.
- FL** Bugryshev, P. F., Zaikina, T. I., and Moskalev, Yu. I. 1984. Absorption of beryllium from the rat gastrointestinal tract. *Gig. Tr. Prof. Zabol.* (6):52-3
- Unrel** Bukanov, V. N., Kataevskii, I. u. F., Indyk, V. M., Chebotarev, E. E., and Tkachenko, N. A. 1983. [Determination of the contribution of gamma radiation to absorbed dose and the radiobiological effects in the radiation field resulting from the reaction p(50MeV)--Be]. <Original> Opređenje vkladu gamma-izlucheniia v pogloščennuiu dozu i nekotorye radiobiologicheskie efekty v radiatsionnom pole, poluchennom iz reaktsii p(50MeV)--Be. *Radiobiologiya* 23(4):565-8.
- Unrel** Bukanov, V. N., Kataevskii Yu F, Indyk, V. M., Chebotarev, E. E., and Tkachenko, N. A. 1983. Some dosimetric and radiobiological characteristics of the radiation field produced by the reaction 50 mev deuterons with a beryllium target *Radiobiologiya.* 23(5):709-711.
- No Oral** Caujolle, Fernand, Pham-Huu-Chanh, Maciotta-Lapoujade, M., and Silve-Mamy, Gaby. 1968. Cardiovascular effects of beryllium sulfate poisoning *Agressologie* 9(4):531-6 .
- No Oral** Chiappino, Gerolamo, Cirila, Angelo, and Vigliani, Enrico C. 1989. Delayed-type hypersensitivity reactions to beryllium compounds. An experimental study. *Arch. Pathol.* (1969) 87(2):131-40 .
- No Oral** Clary, J. J., Bland, L. S., and Stokinger, H. E. 1975. Effect of reproduction and lactation on the onset of latent chronic beryllium disease. *Toxicol. Appl. Pharmacol.* 33(2):214-21 .
- No Oral** Clary, J. J., Hopper, C. R., and Stokinger, H. E. 1972. Altered adrenal function as an inducer of latent chronic beryllium disease. *Toxicol. Appl. Pharmacol.* (1972) 23(3):365-75 .
- Rev** Cohen, MD, Bowser, DH, and Costa, M. 1996. Chapter 16: Carcinogenicity and genotoxicity of Lead, Beryllium, and Other Metals. In: Chang, Louis W., Ed. *Toxicology of Metals.* 253-284.
- Prim** Conradi, C. R., Kapanci, Y., Weibel, E. R., and Sopher, R. L. 1969. Electron Microscopic and Morphometric Study of Monkey and Dog Lungs Exposed to Beryllium-Containing Dust. <NOTE> Final rept. Nov 67-Dec 68. AMRL-TR-69-45
- No Dose** Cumming, D. V., Ord, M. G., and Stocken, L. A. 1986. Protein kinase activities in rat liver nuclei: effects of age and partial hepatectomy. *Bioscience Reports* 6(6):565-71.
- No Oral** Denham, S. and Hall, J. G. 1988. Studies on the adjuvant action of beryllium. III. The activity in the plasma of lymph efferent from nodes stimulated with beryllium. *Immunology* 64(2):341-4.
- Unrel** Deodhar, S. D. and Barna, B. P. 1991. Immune mechanisms in beryllium lung disease. *Cleveland Clinic Journal of Medicine* 58(2):157-60.
- FL** Dubrovina, Z. V. and Sokov, L. A. 1970. [Dependence of the behavior of radioactive isotopes in the organism on their physico-chemical characteristics]. <Original> Zavisimost' povedeniia radioaktivnykh izotopov v organizme ot ikh fiziko-khimicheskikh kharakteristik. *Meditinskaiia radiologiya* 15(10):41-7.

- Species** Dusenbery, D. B. 1989. Screening test for neurotoxins using *Caenorhabditis elegans*. Report (1987) Order No. PB89-130025, Avail.: NTIS From: Gov. Rep. Announce. Index U. S.) 1989,. 89(6. Abstr. No. 914,213. 6 pp.
- Species** Dusenbery, D. B. 1987. Screening Test for Neurotoxins Using '*Caenorhabditis elegans*'. <NOTE> Final rept.
- FL** Dymin, V. V., Loshchilina, T. E., and Liaginskaia, A. M. 1983. [Methodological approaches to evaluating specific body reactions in the hygienic standardization of chemical compounds]. <Original> Metodicheskie podkhody k otsenke spetsificheskikh reaktsii organizma pri gigenicheskom normirovanii khimicheskikh soedinenii. *Gigiena i sanitariia* (10):56-9.
- No Oral** Enomoto, S., Yanaga, M., Hirunuma, R., Endo, K., Ambe, S., and Ambe, F. 1995. Behavior and metabolism of various rare-earth elements studied in rats by the multitracer technique. *Kidorui* (1995) :26, 406-7 .
- No Oral** Eskenasy, A. 1976. Experimental data asserting the immune morpho-pathogenic component of chronic inflammatory processes. *Morphologie et embryologie* 22(3):195-204.
- No Oral** Eskenasy, A. 1979. Experimental pulmonary berylliosis in rabbits sensitized to beryllium sulfate: contact hypersensitivity. *Rev Roum Morphol Embryol Physiol Morphol Embryol* 25(3):257-262.
- Mix** Fendick, E. A., Stevens, G. L., Brown, R. J., and Jordan, W. P. 1989. Element content in tissues of four rodent species sampled in the Geysers geothermal steamfield. *Environ. Pollut.* (1989) 58(2-3):155-78 .
- FL** Fischer, P. and Krampitz, G. 1983. [Biochemical action mechanism of beryllium. 2. Beryllium binding in magnum of the laying hen]. <Original> Uber den biochemischen Wirkungsmechanismus des Berylliums. 2. Mitteilung, Beryllium-Bindung im Magnum des Huhns. Zeitschrift fur Tierphysiologie, Tierernahrung und Futtermittelkunde;
- Unrel** Floersheim, G. L. 1995. Modification of radiation sensitivity by salts of the metals beryllium and indium and the rare earths cerium, lanthanum and scandium *Radiat. Res.* (1995) 141(3):318-23 .
- In Vit** Garin, Jerome and Vignais, Pierre V. 1993. Characterization of the inhibition of rabbit muscle adenylate kinase by fluoride and beryllium ions. *Biochemistry* (1993) 32(27):6821-7.
- Unrel** Goble, J. H. 1982. Investigations of the Potential Functions of Weakly Bound Diatomic Molecules and Laser-Assisted Excitive Penning Ionization. LBL-14278
- Unrel** Gregoire, V., Beauvain, M., Gueulette, J., De Coster, B. M., Octave-Prignot, M., Vynckier, S., and Wambersie, A. 1993. Radiobiological intercomparison of p(45)+Be and p(65)+Be neutron beams for lung tolerance in mice after single and fractionated irradiation. *Radiation research* 133(1):27-32.
- FL** Gueulette, J., Breteau, N., Sabattier, R., and Wambersie, A. 1982. [Relative biological effectiveness (RBE) of d(50)-Be neutrons (Louvain-la-Neuve) and p(34)-Be neutrons (Orleans) for early intestinal tolerance in mice]. <Original> Efficacite biologique relative (EBR) des neutrons d(50)-Be (Louvain-la-Neuve) et des neutrons p(34)-Be (Orleans) pour la tolerance intestinale precoce chez la souris. *Comptes rendus des seances de la Societe de biologie et de ses filiales*
- FL** Gusek, W. 1965. [Histology and electron microscopy comparative cytology of tuberculosis and epithelium cell granulomas]. <Original> Histologie und elektronenmikroskopische komparative Zytologie tuberkuloser und epitheloidzelliger *Granulome*. *Bibliotheca tuberculosea* 21:97-156.

- In Vit** Haley, P. J., Finch, G. L., Hoover, M. D., Mewhinney, J. A., Bice, D. E., and Muggenburg, B. A. 1992. Beryllium-induced lung disease in the dog following two exposures to BeO. *Environmental Research* 59(2):400-15.
- No Oral** Hall, J. G. 1988. Studies on the adjuvant action of beryllium iv. The preparation of beryllium containing macromolecules that induce immunoblast responses in-vivo *Immunology*. 64(2):345-352.
- No Oral** Hall, J. G. and Spencer, J. 1984. The adjuvant action of beryllium 2. Systemic effects with particular reference to secretory immunity *Contraception*. 30(1):115-120.
- No Oral** Hall, J. G. and Spencer, J. 1984. Studies on the adjuvant action of beryllium. II. Systemic effects with particular reference to secretory immunity. *Immunology* 53(1):115-20.
- No Oral** Hart, B. A., Harmsen, A. G., Low, R. B., and Emerson, R. 1984. Biochemical, cytological, and histological alterations in rat lung following acute beryllium aerosol exposure. *Toxicology and Applied Pharmacology* 75(3):454-65.
- FL** Hatjipanagiotou, A., Hardebeck, H., Lesur, Eva, Krampitz, G., and Greuel, E. 1979. Effects of beryllium compounds on the hen. 3. Long-term effects of beryllium sulfate on feed intake, and number and weight of eggs. *Arch. Gefluegelkd.* (1979) 43(3):93-6 .
- Unrel** Hendry J.H., Potten C.S., Chadwick, C., and Bianchi, M. 1982. Cell death (apoptosis) in the mouse small intestine after low doses: Effects of dose-rate, 14 multiplied by 7 MeV neutrons, and 600 MeV (maximum energy) neutrons. *Int. J. Radiat. Biol* 42, (6):pp. 611-620.
- Unrel** Hill, C. K. and Zhu, L. 1991. Energy and dose-rate dependence of neoplastic transformation and mutations induced in mammalian cells by fast neutrons *Radiation Research*. 128 (I Suppl):S53-S59.
- CP** Hoshishima, K., Tujii, H., and Kano, K. 1978. Effects of the administration of trace amounts of metals to pregnant mice upon the behavior and learning of their offspring *Proc Int Congr Toxicol* 1ST 1977 :569-570.
- FL** Hu, Zinan, Long, Shengxi, Xiao, Gonghua, Tang, Limin, Zhu, Aijun, Yang, Mingyan, Xiao, Cequn, and Luo, Bifang. 1988. A potable water quality standard for beryllium. *Zhonghua Yufang Yixue Zazhi* (1988) 22(6):335-7.
- FL** Hulliger, L., Pohler, O., and Straumann, F. 1967. [Influence of some pure metals and alloys on the growth of rabbit fibrocytes in tissue culture]. <Original> Einfluss einiger reiner Metalle und Legierungen auf das Wachstum von Kaninchenfibrocyten in Gewebekulturen. *Zeitschrift fur die gesamte experimentelle Medizin einschliesslich*
- No Oral** Ireland, M. P. 1986. Studies on the effects of dietary beryllium at 2 different calcium concentrations in *Achatina-fulica* (pulmonata). *Comparative Biochemistry And Physiology C-Comparative Pharmacology And Toxicology* 83(2):435-438.
- CP** Itano, W. M., Monroe, C., Meekhof, D. M., Leibfried, D., and King, B. E. 1997. Quantum Harmonic Oscillator State Synthesis and Analysis. <NOTE> Final rept :11p.
- No Oral** Joshi, J. G., Goodman, S., Deshpande, V. V., and Price, D. J. 1985. Ferritin, a multifunctional molecule Proteins Iron Storage Transp. Proc. Int. Conf. Proteins Iron Metab., 7th :93-6. Editor(s): Spik, Genevieve. Publisher: Elsevier, Amsterdam, Neth.

- No Oral** Kang, K. Y., Bice, D., and Salvaggio, J. 1976. Delayed hypersensitivity study on zirconium compounds and beryllium sulfate. *Med. J. Osaka Univ.* (1976) 26(3-4):131-45 .
- FL** Karamzina, N. M. and Pavlova, I. V. 1966. Oxidation processes in the lungs of rats following their intoxication with certain beryllium compounds. *Gig. Tr. Prof. Zabol.* (1966) 10(9):32-6 .
- FL** Knyazhev, V. A., Umnikova, N. M., and Shtym, N. N. 1980. Some data on beryllium in Shmakovka mineral water and its effect on animals. *Vopr. Kurortol. Fizioter. Lech. Fiz. Kul't.* (4):64-5 .
- No Oral** Kochetkova, T. A., Arkhipova, O. G., Ivanova, A. S., and Panyukova, T. V. 1969. Morphological changes of experimental berylliosis of the lungs on treatment with aminoalkyl polyphosphinic acids (organophosphorus complexons) *Arkh. Patol.* (1969) 31(2):52-7.
- In Vit** Kurz, Erhard and Goslar, Hans G. 1974. Histochemical behavior of the unspecific esterases in the liver and kidney opposite some inorganic and organic compounds. *Enzyme toxicology Acta Histochem.* (1974) 48(1):82-101 .
- Surv** LaDelfe, C. M. 1981. Detailed Geochemical Survey Data Release for the San Andres-Oscura Mountains Special Study Area, New Mexico. GJBX-215-81; LA-8016-MS
- No Oral** Levi-Setti, R., Berry, J. P., Chabala, J. M., and Galle, P. 1988. Selective intracellular beryllium localization in rat tissue by mass-resolved ion microprobe imaging. *Biology of the Cell* 63(1):77-82.
- FL** Litvinov, N. N. and Kazenashev, V. F. 1982. Features of morphological response of animal lungs to exposure to various beryllium compounds. *Gig. Tr. Prof. Zabol.* (1982) (10):34-8
- FL** Litvinov, N. N., Popov, V. A., Vorozheikina, T. V., Kazenashev, V. F., and Bugryshev, P. F. 1984. Data to determine maximum permissible concentrations of beryllium in the work environment. *Gig. Tr. Prof. Zabol.* (1984) (1):34-7 .
- HHE** Lutaj, A. V., Lutaj, G. F., Kazanceva, S. V., Fed'kina, L. G., Solomina, S. N., Mal'ceva, M. E., and Kas'janova, T. I. Silicoberylliosis - a clinical, hygienic and experimental study *Gigiena truda i professional'nye zabolevaniya* Jan. 1982 No. 1:23-26.
- No Oral** Mason, K. A. and Withers, H. R. 1977. Relative biological effectiveness of neutrons generated by 50 mev deuterons on beryllium for control of artificial pulmonary metastases of a mouse *Fibro sarcoma*. *British Journal of Radiology.* 50(597):652-657.
- FL** Masse, R., Fritsch, P., and Chretien, J. 1981. [Renewal of bronchial and pulmonary cells: a comprehensive review of recent information (author's transl)]. <Original> Renouvellement des cellules des bronches et du poumon. Analyse des donnees recentes. *Revue francaise des maladies respiratoires* 9(2):85-112.
- No Oral** Mathur, R., Asthana, Kamini, Sharma, Shashi, and Prakash, Anand O. 1985. Measurement of lethal dose of some beryllium compounds *IRCS Med. Sci.* 13(2):163
- No Oral** Mathur, R., Mathur, S., and Prakash, A. O. 1989. Liv-52 protection against beryllium toxicity in female albino rats. *Reproductive toxicology* 3(4):249-60.
- No Oral** Mathur, R., Mathur, Seema, and Prakash, Anand O. 1987. Mobilization of glycogen content in the reproductive organs of adult rats exposed to beryllium nitrate. *Med. Sci. Res.* 15(2):77-8 .

- No Oral** Mathur, R., Sharma, S., Mathur, S., and Prakash A.O. 1987. Effect of beryllium nitrate on early and late pregnancy in rats. *Bull. Environ. Contam. Toxicol* 38(1):pp. 73-77.
- Unrel** Mathur, R. Jiwaji Univ Gwalior India, Mathur, Seema, and Prakash, A. O. Effect of Intramuscular Administration of Beryllium Nitrate. *J Environ Biol.* 12(1):63.
- No Oral** Mathur, S., Prakash, A. O., and Mathur, R. 1986. Protective effect of liv-52 against beryllium toxicity in rats. *Current Science* 55(18):899-901.
- No Oral** Mathur, S., Prakash A.O., Mathur, R., and Sumino, K. (ed.). 1988. Therapeutic use of Liv-52 in beryllium induced reproductive toxicity in rats *Environmental and Occupational Chemical Hazards* :pp. 285-292.
- No Oral** Mathur, Seema. 1998. Effect of beryllium nitrate on the survival of rat blastocysts and fetuses exposed at different times of gestation. *Proc. Acad. Environ. Biol.* 7(2):179-182 .
- No Oral** Mathur, Seema, Flora, S. J. S., Mathur, R., and Das Gupta, S. 1993. Mobilization and distribution of beryllium over the course of chelation therapy with some polyaminocarboxylic acids in the rat. *Hum. Exp. Toxicol.* (1993) 12(1):19-24 .
- No Oral** Mathur, Seema, Prakash, Anand O., and Mathur, R. 1990. Toxic effects of beryllium nitrate on tissue cholesterol content in female rats *J. Adv. Zool.* (1990) 11(2):72-7.
- Not Avail** Matsumoto, Akira, Hisada, Yoh, and Yoshimura, Yoshitaka. 1991. Calcium and phosphate concentrations, and alkaline and acid phosphatase activities in serum of the rat fed with low calcium and beryllium diets *Shika Yakubutsu Ryoho* 10(3):253-9 .
- HHE** McLean, A. EM. 1977. Testing of industrial Chemicals. *Lancet* 2(8047):1070-1071.
- Unrel** Mellenberg, D. E., Tilbury, R. S., and Hogstrom, K. R. 1988. Radionuclide production and partial radiochemical characterization following fast neutron irradiation of mouse spleens. *International journal of radiation applications and instrumentation.*
- Rev** Montero Prieto, M. and Vidania Muoz, R. 1994. Modelizacion de la retencion sistematica del Berilio en la rata. Extrapolacion al hombre. (Modeling the systemic retention of beryllium in rat. Extrapolation to human). CIEMAT-747
- Unrel** Moshcovich, L., Peyser, Y. M., Salomon, C., Burghardt, T. P., and Muhlrud, A. 1998. Interaction of myosin subfragment 1 with two non-nucleotide ATP analogues. *Biochemistry* 37(43):15137-43.
- FL** Nikiforova, V. Ya. and Voronin, S. A. 1989. Mutagenic effect of beryllium on animal. *Tsitol. Genet.* 23(4):27-30 .
- FL** Nomiyama, Kazuo, Matsui, Kanji, and Nomiyama, Hiroko. 1978. Acute toxicity of beryllium in mice at different environmental temperatures. *Sangyo Igaku* 20(6):384-5
- Unrel** Persky, M. J. 1999. Review of black surfaces for space-borne infrared systems *Rev. Sci. Instrum.* 70(5):2193-2217 .
- No Oral** Pham-Huu-Chanh and Maciotta-Lapoujade, M. 1966. Immediate toxicity of beryllium sulfate in pigeons and chickens. *Agressologie* 7(6):597-601 .
- FL** Ponomareva, T. V. and Merkushev, G. N. 1978. Effects of some nonradioactive and radioactive chemical compounds on spleen structure. *Arkhiv Anatomii Gistologii i Embriologii.* 74(4):47-52.

- FL** Potapova, I. N. 1970. (Iron metabolism in experimental berylliosis.) *Gig Tr Prof Zabol*; 14 (10). 1970 57-59 14(10):57-59.
- No Oral** Prakash, A. O., Mathur, S., and Mathur, R. 1986. Effect of feeding *Gymnema sylvestre* leaves on blood glucose in beryllium nitrate treated rats. *Journal of Ethnopharmacology* 18(2):143-6.
- No Oral** Prine, J. R., Brokeshoulder, S. F., McVean, D. E., and Robinson, F. R. 1996. Demonstration of the Presence of Beryllium in Pulmonary Granulomas *American Journal of Clinical Pathology* 45(4):448-454.
- No Oral** Puzanova, L. 1983. Effect of lithium on the developing chicken embryo Spurenelem.-Symp. 4th (Issue Lithium,): 295-9. Editor(s): Anke, Manfred. Publisher: Friedrich-Schiller-Univ., Jena, Ger. Dem. Rep.
- No Oral** Puzanova, L. 1980. Teratogenic effect of different toxic elements on young chick embryos. *Folia Morphol* 28:354-356.
- No COC** Puzanova, L. and Dorskocil, M. 1979. Teratogenic effect of lithium salts on young chick embryos *Folia Morphol(prague)* 27:26-30.
- FL** Puzanova, L., Dorskocil, M., and Doubkova, A. 1978. Disorders in the development of chicken embryos following beryllium chloride administration in the early developmental stages. *Sb. Lek.* 80(4):105-11 .
- FL** Puzanova, L., Dorskocil, M., and Doubkova, A. 1978. [Disturbances in the development of chicken embryos following BeCl₂ administration in early development stages (author's transl)]. <Original> Poruchy ve vyvoji kurecich zarodk.ANG.u po podani chloridu berylnateho na ranych vyvojovych stadiich. *Sbornik lekarsky* 80(4):105-11.
- No Oral** Puzanova, L., Dorskocil, M., and Doubkova, A. 1978. Disturbances of the development of chick embryos after the administration of beryllium chloride at early stages of embryogenesis. *Folia Morphol. (Prague)* 26(3):228-31
- Chem Meth** Rao, D. Muralidhar, Ramaiah, E. Kondanda , and Ram, Kashi. 1995. Chemical equilibrium studies on some bivalent metal chelates of substituted 2-(phenylhydrazono) propanoic acids *Proc. Natl. Acad. Sci. India, Sect. A* 65(4):403-407.
- Chem Meth** Rao, D. Muralidhar, Reddy, G. Nivedita, Ramaiah, E. Kodanda, and Ram, Kashi. 1995. Complex formation of some bivalent metal ions with p- tolylhydrazonopropanoic acid in ethanol-water medium. *Acta Cienc. Indica Chem.* 21(3):111-114 .
- Prim** Raulston, G. L., Gray, K. N., Gleiser, C. A., Jardine, J. H., Flow, B. L., Huchton, J. I., Bennett, K. R., and Hussey, D. H. 1978. A comparison of the effects of 50 mev deuterium to beryllium neutron and cobalt-60 irradiation of the kidneys of rhesus monkeys. *Radiology.* 128 (1). 1978 245-249. 128(1):245-249.
- No Oral** Reeves, A. L. and Krivanek, N. D. 1974. The influence of cutaneous hypersensitivity to beryllium on the development of experimental pulmonary berylliosis. *Transactions of the New York Academy of Sciences* 36(1):78-93.
- No Oral** Resch, N. and Krampitz, G. 1979. Effect of cadmium in combination with other environmentally toxic agents on embryogenesis in hens Kadmium-Symp. Meeting Date 1977, 175-80. Editor:Meeting Date 1977, 175-80. Editor(s): Bolck, Franz. Publisher: Friedrich-Schiller-Univ., Jena, Ger. Dem. Rep.

- FL** Reuling, N., Fuhrmann, R., and Keil, M. 1992. [Experimental studies on the systemic toxicity of dental alloys free of precious metals]. <Original> Experimentelle Untersuchungen zur systemischen Toxizität edelmetallfreier *Dentallegierungen*. *Schweizer Monatsschrift für Zahnmedizin* 102(7):818-27.
- No Tox** Reynolds, J. J. and Dew, G. W. 1977. Comparison of the inhibition of avian and mammalian bone alkalinephosphatases by levamisole and compound R8231. *Experientia* 33(2):154-155.
- Acute** Rhoads, K. and Sanders, C. L. 1985. Lung clearance, translocation, and acute toxicity of arsenic, beryllium, cadmium, cobalt, lead, selenium, vanadium, and ytterbium oxides following deposition in rat lung. *Environmental Research* 36(2):359-378.
- No Oral** Ridgway, L. P. and Karnofsky, D. A. 1952. The effects of metals on the chick embryo: toxicity and production of abnormalities in development. *Ann N Y Acad Sci* 55:203-215.
- No Oral** Robinson, F. R. 1967. Pathological Response of the Lung to Certain Inhaled Irritants :10p.
- No Oral** Robinson, F. R., Schaffner, F., and Trachtenberg, E. 1968. Ultrastructure of the Lungs of Dogs Exposed to Beryllium-Containing Dust :10p.
- No Oral** Sakaguchi, S., Sakaguchi, T., Nakamura, I., Aminaka, M., Tanaka, T., and Kudo, Y. Effect of beryllium on delta-aminolevulinic acid dehydratase and porphobilinogen deaminase in pregnant mice. *Pharmacology & Toxicology* 79(4):214-216.
- No Org** Sandberg, G. W. Jr, Lee, R. C., Pegg, C. A. S., Huffman, F. N., and Norman, J. C. 1969. Simulated radiation fields from plutonium-238 fueled artificial hearts long-term effects of intra corporeal strontium-90 americium-241 beryllium sources. *Surgical Forum*. 20. 1969 194-196 20:194-196.
- In Vit** Schellander, F. and Marks, R. 1973. Thymidine uptake by high-level epidermal cells. A potential error in studies of keratinocyte Proliferation. *Acta Dermato-venereologica* 53(1):31-4.
- Rev** Schubert, J. 1973. Heavy metals--toxicity and environmental pollution. *Adv Exp Med Biol* 40:239-97.
- Phys** Schulert, A. R., Glasser, S. R., Stant, E. G. Jr, Brill, A. B., Koshakji, R. P., and Mansour, M. M. 1969. Development of placental discrimination among homologous elements. *Aec Symp Ser* 17:145-152.
- FL** Selivanova, L. N. and Savinova, T. B. 1986. Effect of beryllium chloride and beryllium oxide on the sexual function of female rats and the development of progeny *Gig Sanit* 8:44-46.
- FL** Selivanova, L. N. and Savinova, T. B. 1986. The impact of beryllium chloride and oxide on sexual function and offspring development in female rats. *Gig. Sanit.* (1986) (8):44-6 .
- Surv** Shahin, Usama, Yi, Seung-Muk, Paode, Rajendra D., and Holsen, Thomas M. 2000. Long-Term Elemental Dry Deposition Fluxes Measured around Lake Michigan with an Automated Dry Deposition Sampler. *Environ. Sci. Technol.* (2000) 34(10):1887-1892 .
- No Oral** Shukla, Sangeeta, Sharma, Pragya, Johri, Sonia, and Mathur, R. 1998. Influence of chelating agents on the toxicity and distribution of beryllium in rats. *J. Appl. Toxicol.* (1998) 18(5):331-335.
- In Vit** Skilleter, D. N. and Legg, R. F. 1989. Inhibition of epidermal growth factor-stimulated hepatocyte proliferation by the metalcarcinogen beryllium *Biochemical Society Transactions* 17:1040-1041.

- In Vit** Skilleter, D. N. and Price, R. J. 1981. Effects of beryllium compounds on rat liver Kupffer cells in culture. *Toxicology and Applied Pharmacology* 59(2):279-86.
- In Vit** Skilleter, D. N. and Price, R. J. 1984. Lymphocyte beryllium binding: relationship to development of delayed beryllium hypersensitivity. *International Archives of Allergy and Applied Immunology* 73(2):181-3.
- In Vit** Skilleter, David N. and Legg, Robert F. 1989. Inhibition of epidermal growth factor-stimulated hepatocyte proliferation by the metalocarcinogen beryllium *Biochem. Soc. Trans.* 17(6):1040-1 .
- No Oral** Skilleter, David N. and Price, Roger J. 1978. The uptake and subsequent loss of beryllium by rat liver parenchymal and non-parenchymal cells after the intravenous administration of particulate and soluble forms. *Chem.-Biol. Interact.* 20(3):383-96 .
- No Oral** Spencer, H. C., Hook, R. H., Blumenshine, J. A., McCollister, S. B., and Sadek, S. E. 1968. Toxicological Studies on Beryllium and Oxides and Beryllium-Containing Exhaust Products. <NOTE> Technical rept. 1 Jan 66-31 May 68. AMRL-TR-68-148
- No Oral** Spencer, H. C., McCollister, S. B., Kociba, R. J., Humiston, C. G., and Sparschu, G. L. 1972. Toxicological Evaluation of a Beryllium Motor Exhaust Product. <NOTE> Final rept. 1 Jul 70-10 Jul 72. AMRL-TR-72-118
- No Oral** Stemmer, K. L. 1976. Investigation on the Pulmonary Effects of Intermetallic Beryllium Compounds. Progress Report, January 1--December 31, 1976
- Diss** Sutton, W. R. 1939. Some changes produced in growth reproduction, blood and urine of rats by salts of zinc with certain observations on the effects of cadmium and beryllium salts
- Unrel** Szeinfeld, D. and de Villiers, N. 1992. Response of normal BALB/c mouse tissue to p(66 MeV)/Be fast neutron radiation: protection by exogenous ATP. *Strahlentherapie und Onkologie* 168(3):174-8.
- No Oral** Tsujii, H. and Hoshishima, K. 1979. Effect of the administration of trace amounts of metals to pregnant mice upon the behavior and learning of their Offspring. *Shinshu Daigaku Nogakubu Kiyo(j Fac Agric Shinshu Univ)* 16:13-28.
- CP** Turner, J. E., Williams, M. W., Jacobson, K. B., and Hingerty, B. E. 1984. Correlations of Acute Toxicity of Metal Ions and the Covalent/Ionic Character of Their Bonds. CONF-8409263-1
- No Oral** Vacher, J., Delevallee, F., and Deraedt, R. 1977. Mechanism of the hypersusceptibility to the lethal effect of endotoxin (ET) induced in mice by injection of beryllium phosphate. *Toxicol. Appl. Pharmacol.* 40(1):99-108 .
- No Oral** Vacher, J., Deraedt, R., and Benzoni, J. 1973. Compared effects of two beryllium salts (soluble and insoluble): toxicity and blockade of the reticuloendothelial system. *Toxicology and Applied Pharmacology* 24(3):497-506.
- Drug** Vacher, J., Deraedt, R., and Benzoni, J. Influence of a change in the activity of the res on the development of adjuvant induced poly arthritis in the rat. *Res Journal of the Reticuloendothelial Society.* 13(6):579-588.
- Unrel** Van Dam, J., Billiet, G., Wambersie, A., Bridier, A., Dutreix, A., and Bouhnik, C. 1980. RBE of d(50)-Be neutrons and of 650-MeV helium ions at different depths for growth reduction in *Vicia faba*. *Radiation research* 81(1):31-47.

- FL** Vasil'eva, E. V. 1971. [Development of an autoimmune process against myocardial tissue in experimental berylliosis]. <Original> Vyivlenie autoimmunnogo protsessa, napravlennogo protiv serdechnoi tkani pri eksperimental'nom berillioze. *Gigiena truda i professional'nye zabolvaniia* 15(3):54-5.
- In Vit** Vorbrodt, A. and Maul, G. G. 1980. Cytochemical studies on the relation of nucleoside triphosphatase activity to ribonucleoproteins in isolated rat liver nuclei. *Journal of Histochemistry and Cytochemistry*. 28(1):27-35.
- FL** Voronin, S. A., Nikiforova, V. I. a., Ko'nshina, L. G., and Seliankina, K. P. 1989. [Data for revising the MPEL of beryllium in drinking water]. <Original> Materialy k peresmotru PDK berillia v pi'tevoi vode. *Gigiena i sanitariia* (8):73-4.
- FL** Voronin, S. A., Nikiforova, V. Ya, Kon'shina, L. G., and Selyankina, K. P. 1989. Preliminary data for a review of the maximum permissible concentration of beryllium in drinking water. *Gigiena i Sanitariya*. 0(8):73-74.
- No Oral** Votto, J. J., Barton, R. W., Gionfriddo, M. A., Cole, S. R., McCormick, J. R., and Thrall, R. S. 1987. A model of pulmonary granulomata induced by beryllium sulfate in the rat. *Sarcoidosis* 4(1):71-6.
- Drug** Waldman, R. H., Grunspan, R., and Ganguly, R. 1972. Oral immunization of mice with killed *Salmonella typhimurium* vaccine. *Infection and Immunity* 6(No.1):58-61.
- No Org** Wang, Chonglu and Liu, Shiguo. 1991. Growth of alexandrite cat's eye *Rengong Jingti Xuebao*. 20(1):39-41 .
- No Oral** Wang, Wenxue and Wang, Youlan. 1989. Antidotal effect of quinamidic acid in lethal -dose beryllium intoxication. *Zhonghua Laodong Weisheng Zhiyebing Zazhi* 7(5):304-5 .
- Bact** Watanabe, K., Takesue, S., Jin-Nai, K., and Yoshikawa, T. 1970. Bacteriophage active against the lactic acid beverage-producing bacterium *Lactobacillus casei*. *Applied Microbiology* 20(3):409-15.
- Phys** Wedrychowicz, H. and Bezubik, B. 1990. Influence of adjuvants on immunity in rabbits vaccinated with infective larval somatic proteins of *Trichostrongylus Colubriformis*. *Veterinary Parasitology* 37(3-4):273-84.
- No Oral** Wedrychowicz, H., Bezubik, B., and Trojanczuk, I. 1989. Local and systemic humoral protective immunity in rabbits vaccinated with adult *Trichostrongylus colubriformis* somatic proteins. *Acta Parasitologica Polonica* 34(4):365-374.
- BioX** Wedrychowicz, H., Doligalska, M., Bezubik, B., and Graczyk, E. 1990. Investigations on the role of antigen and its route of administration in induction of protective response against infection with *Trichostrongylus colubriformis* in the rabbit. *Acta Parasitologica Polonica* 35(1):77-84.
- BioX** Wedrychowicz, H., Holmes, P. H., and Tait, A. 1994. Surface antigens of exsheathed infective larvae of *Ostertagia circumcincta*. *Acta Parasitologica* 39(3):162-169.
- No Oral** Wedrychowicz, H., Romanik, I., Szczygielska, E., and Bezubik, B. 1992. The effect of adjuvant and specific or non-specific vaccination on development of protective immunity of rabbits against *trichostrongylus colubriformis* infection *International Journal For Parasitology*. 22(7):991-996.
- No Org** Wile, George J., Barker, James Francis , and Ross, Earl W. 1964. Beryllium impact behavior -implications for the jet engine compressor blade application *Metall. Soc. Conf. [Proc.]* (1966) 33:

929-62 .

- Species** Williams, Phillip L. and Dusenbery, David B. 1988. Using the nematode *Caenorhabditis elegans* to predict mammalian acute lethality to metallic salts *Toxicol. Ind. Health* 4(4):469-78 .
- No Oral** Witschi, H. P. and Marchand, P. 1971. Interference of Beryllium with enzyme induction in rat liver. *Toxicology and Applied Pharmacology* 20(4):565-72.
- Chem Meth** Wyatt, J. H. 1972. The demonstration of beryllium oxide in paraffin sections with chromoxane stains. *Stain Technology* 47(1):33-6.
- Mix** Yanaga, Makoto, Enomoto, Shuichi, Hirunuma, Rieko, Endo, Kazutoyo, Ambe, Shizuko, Tozawa, Machiko, and Ambe, Fumitoshi. 1966. Uptake and excretion of various elements in rats *Riken Rev.* 13, 23-24 .
- Mix** Yanaga, Makoto, Enomoto, Shuichi, Hirunuma, Rieko, Furuta, Riko, Endo, Kazutoyo, Tanaka, Akira, Ambe, Shizuko, Tozawa, Machiko, and Ambe, Fumitoshi. Multitracer study on uptake and excretion of trace elements in rats *Appl. Radiat. Isot.* (1996) 47(2):235-40 .
- FL** Zaugol'nikov, S. D., Kuznetsov, A. V., Matveev, O. G., and Suntsov, G. D. 1974. Effectiveness of organophosphorus complexons during intratracheal poisoning with beryllium chloride *Farmakol. Toksikol.* (Moscow) 37(2): 239-42 .
- No Oral** Zaugolnikov, S. D., Kuznetsov, A. V., Matveev, O. G., and Suntsov, G. D. 1974. Effectiveness of Organophosphorus Complexons in Intratracheal Poisoning with Beryllium Chloride (Effektivnost Fosfororganicheskikh Kompleksonov pri Intratrakhealnom Otravlenii Khloristym Berilliem). EPA-TR-27-75
- Unrel** Zelickson, B. D., Mehregan, D. A., Zarrin, A. A., Coles, C., Hartwig, P., Olson, S., and Leaf-Davis, J. 1994. Clinical, histologic, and ultrastructural evaluation of tattoos treated with three laser systems. *Lasers in Surgery and Medicine* 15(4):364-72.
- Unrel** Zhu, L. X. and Hill, C. K. 1994. Neutron-energy-dependent mutagenesis in V79 Chinese hamster cells. *Radiation research* 139(3):300-6.

This Page Intentionally Left Blank

Literature Rejection Categories		
Rejection Criteria	Description	Receptor
ABSTRACT (Abstract)	Abstracts of journal publications or conference presentations.	Wildlife Plants and Soil Invertebrates
ACUTE STUDIES (Acu)	Single oral dose or exposure duration of three days or less.	Wildlife
AIR POLLUTION (Air P)	Studies describing the results for air pollution studies.	Wildlife Plants and Soil Invertebrates
ALTERED RECEPTOR (Alt)	Studies that describe the effects of the contaminant on surgically-altered or chemically-modified receptors (e.g., right nephrectomy, left renal artery ligation, hormone implant, etc.).	Wildlife
AQUATIC STUDIES (Aquatic)	Studies that investigate toxicity in aquatic organisms.	Wildlife Plants and Soil Invertebrates
ANATOMICAL STUDIES (Anat)	Studies of anatomy. Instance where the contaminant is used in physical studies (e.g., silver nitrate staining for histology).	Wildlife
BACTERIA (Bact)	Studies on bacteria or susceptibility to bacterial infection.	Wildlife Plants and Soil Invertebrates
BIOACCUMULATION SURVEY (Bio Acc)	Studies reporting the measurement of the concentration of the contaminant in tissues.	Wildlife Plants and Soil Invertebrates
BIOLOGICAL PRODUCT (BioP)	Studies of biological toxicants, including venoms, fungal toxins, <i>Bacillus thuringiensis</i> , other plant, animal, or microbial extracts or toxins.	Wildlife Plants and Soil Invertebrates
BIOMARKER (Biom)	Studies reporting results for a biomarker having no reported association with an adverse effect and an exposure dose (or concentration).	Wildlife
CARCINOGENICITY STUDIES (Carcin)	Studies that report data only for carcinogenic endpoints such as tumor induction. Papers that report systemic toxicity data are retained for coding of appropriate endpoints.	Wildlife Plants and Soil Invertebrates
CHEMICAL METHODS (Chem Meth)	Studies reporting methods for determination of contaminants, purification of chemicals, etc. Studies describing the preparation and analysis of the contaminant in the tissues of the receptor.	Wildlife Plants and Soil Invertebrates
CONFERENCE PROCEEDINGS (CP)	Studies reported in conference and symposium proceedings.	Wildlife Plants and Soil Invertebrates
DEAD (Dead)	Studies reporting results for dead organisms. Studies reporting field mortalities with necropsy data where it is not possible to establish the dose to the organism.	Wildlife Plants and Soil Invertebrates
DISSERTATIONS (Diss)	Dissertations are excluded. However, dissertations are flagged for possible future use.	Wildlife
DRUG (Drug)	Studies reporting results for testing of drug and therapeutic effects and side-effects. Therapeutic drugs include vitamins and minerals. Studies of some minerals may be included if there is potential for adverse effects.	Wildlife Plants and Soil Invertebrates
DUPLICATE DATA (Dup)	Studies reporting results that are duplicated in a separate publication. The publication with the earlier year is used.	Wildlife Plants and Soil Invertebrates

Literature Rejection Categories		
Rejection Criteria	Description	Receptor
ECOLOGICAL INTERACTIONS (Ecol)	Studies of ecological processes that do not investigate effects of contaminant exposure (e.g., studies of “silver” fox natural history; studies on ferrets identified in iron search).	Wildlife Plants and Soil Invertebrates
EFFLUENT (Effl)	Studies reporting effects of effluent, sewage, or polluted runoff.	Wildlife Plants and Soil Invertebrates
ECOLOGICALLY RELEVANT ENDPOINT (ERE)	Studies reporting a result for endpoints considered as ecologically relevant but is not used for deriving Eco-SSLs (e.g., behavior, mortality).	Plants and Soil Invertebrates
CONTAMINANT FATE/METABOLISM (Fate)	Studies reporting what happens to the contaminant, rather than what happens to the organism. Studies describing the intermediary metabolism of the contaminant (e.g., radioactive tracer studies) without description of adverse effects.	Wildlife Plants and Soil Invertebrates
FOREIGN LANGUAGE (FL)	Studies in languages other than English.	Wildlife Plants and Soil Invertebrates
FOOD STUDIES (Food)	Food science studies conducted to improve production of food for human consumption.	Wildlife
FUNGUS (Fungus)	Studies on fungus.	Wildlife Plants and Soil Invertebrates
GENE (Gene)	Studies of genotoxicity (chromosomal aberrations and mutagenicity).	Wildlife Plants and Soil Invertebrates
HUMAN HEALTH (HHE)	Studies with human subjects.	Wildlife Plants and Soil Invertebrates
IMMUNOLOGY (IMM)	Studies on the effects of contaminants on immunological endpoints.	Wildlife Plants and Soil Invertebrates
INVERTEBRATE (Invert)	Studies that investigate the effects of contaminants on terrestrial invertebrates are excluded.	Wildlife
IN VITRO (In Vit)	<i>In vitro</i> studies, including exposure of cell cultures, excised tissues and/or excised organs.	Wildlife Plants and Soil Invertebrates
LEAD SHOT (Lead shot)	Studies administering lead shot as the exposure form. These studies are labeled separately for possible later retrieval and review.	Wildlife
MEDIA (Media)	Authors must report that the study was conducted using natural or artificial soil. Studies conducted in pore water or any other aqueous phase (e.g., hydroponic solution), filter paper, petri dishes, manure, organic or histosoils (e.g., peat muck, humus), are not considered suitable for use in defining soil screening levels.	Plants and Soil Invertebrates
METHODS (Meth)	Studies reporting methods or methods development without usable toxicity test results for specific endpoints.	Wildlife Plants and Soil Invertebrates
MINERAL REQUIREMENTS (Mineral)	Studies examining the minerals required for better production of animals for human consumption, unless there is potential for adverse effects.	Wildlife
MIXTURE (Mix)	Studies that report data for combinations of single toxicants (e.g. cadmium and copper) are excluded. Exposure in a field setting from contaminated natural soils or waste application to soil may be coded as Field Survey.	Wildlife Plants and Soil Invertebrates

Literature Rejection Categories		
Rejection Criteria	Description	Receptor
MODELING (Model)	Studies reporting the use of existing data for modeling, i.e., no new organism toxicity data are reported. Studies which extrapolate effects based on known relationships between parameters and adverse effects.	Wildlife Plants and Soil Invertebrates
NO CONTAMINANT OF CONCERN (No COC)	Studies that do not examine the toxicity of Eco-SSL contaminants of concern.	Wildlife Plants and Soil Invertebrates
NO CONTROL (No Control)	Studies which lack a control or which have a control that is classified as invalid for derivation of TRVs.	Wildlife Plants and Soil Invertebrates
NO DATA (No Data)	Studies for which results are stated in text but no data is provided. Also refers to studies with insufficient data where results are reported for only one organism per exposure concentration or dose (wildlife).	Wildlife Plants and Soil Invertebrates
NO DOSE or CONC (No Dose)	Studies with no usable dose or concentration reported, or an insufficient number of doses/concentrations are used based on Eco-SSL SOPs. These are usually identified after examination of full paper. This includes studies which examine effects after exposure to contaminant ceases. This also includes studies where offspring are exposed in utero and/or lactation by doses to parents and then after weaning to similar concentrations as their parents. Dose cannot be determined.	Wildlife Plants and Soil Invertebrates
NO DURATION (No Dur)	Studies with no exposure duration. These are usually identified after examination of full paper.	Wildlife Plants and Soil Invertebrates
NO EFFECT (No Efect)	Studies with no relevant effect evaluated in a biological test species or data not reported for effect discussed.	Wildlife Plants and Soil Invertebrates
NO ORAL (No Oral)	Studies using non-oral routes of contaminant administration including intraperitoneal injection, other injection, inhalation, and dermal exposures.	Wildlife
NO ORGANISM (No Org) or NO SPECIES	Studies that do not examine or test a viable organism (also see in vitro rejection category).	Wildlife Plants and Soil Invertebrates
NOT AVAILABLE (Not Avail)	Papers that could not be located. Citation from electronic searches may be incorrect or the source is not readily available.	Wildlife Plants and Soil Invertebrates
NOT PRIMARY (Not Prim)	Papers that are not the original compilation and/or publication of the experimental data.	Wildlife Plants and Soil Invertebrates
NO TOXICANT (No Tox)	No toxicant used. Publications often report responses to changes in water or soil chemistry variables, e.g., pH or temperature. Such publications are not included.	Wildlife Plants and Soil Invertebrates
NO TOX DATA (No Tox Data)	Studies where toxicant used but no results reported that had a negative impact (plants and soil invertebrates).	Plants and Soil Invertebrates
NUTRIENT (Nutrient)	Nutrition studies reporting no concentration related negative impact.	Plants and Soil Invertebrates
NUTRIENT DEFICIENCY (Nut def)	Studies of the effects of nutrient deficiencies. Nutritional deficient diet is identified by the author. If reviewer is uncertain then the administrator should be consulted. Effects associated with added nutrients are coded.	Wildlife
NUTRITION (Nut)	Studies examining the best or minimum level of a chemical in the diet for improvement of health or maintenance of animals in captivity.	Wildlife
OTHER AMBIENT CONDITIONS (OAC)	Studies which examine other ambient conditions: pH, salinity, DO, UV, radiation, etc.	Wildlife Plants and Soil Invertebrates

Literature Rejection Categories		
Rejection Criteria	Description	Receptor
OIL (Oil)	Studies which examine the effects of oil and petroleum products.	Wildlife Plants and Soil Invertebrates
OM, pH (OM, pH)	Organic matter content of the test soil must be reported by the authors, but may be presented in one of the following ways; total organic carbon (TOC), particulate organic carbon (POC), organic carbon (OC), coarse particulate organic matter (CPOM), particulate organic matter (POM), ash free dry weight of soil, ash free dry mass of soil, percent organic matter, percent peat, loss on ignition (LOI), organic matter content (OMC). With the exception of studies on non-ionizing substances, the study must report the pH of the soil, and the soil pH should be within the range of \$4 and #8.5. Studies that do not report pH or report pH outside this range are rejected.	Plants and Soil Invertebrates
ORGANIC METAL (Org Met)	Studies which examine the effects of organic metals. This includes tetraethyl lead, triethyl lead, chromium picolinate, phenylarsonic acid, roxarsone, 3-nitro-4-phenylarsonic acid, zinc phosphide, monomethylarsonic acid (MMA), dimethylarsinic acid (DMA), trimethylarsine oxide (TMAO), or arsenobetaine (AsBe) and other organo metallic fungicides. Metal acetates and methionines are not rejected and are evaluated.	Wildlife
LEAD BEHAVIOR OR HIGH DOSE MODELS (Pb Behav)	There are a high number of studies in the literature that expose rats or mice to high concentrations of lead in drinking water (0.1, 1 to 2% solutions) and then observe behavior in offspring, and/or pathology changes in the brain of the exposed dam and/or the progeny. Only a representative subset of these studies were coded. Behavior studies examining complex behavior (learned tasks) were also not coded.	Wildlife
PHYSIOLOGY STUDIES (Phys)	Physiology studies where adverse effects are not associated with exposure to contaminants of concern.	Wildlife
PLANT (Plant)	Studies of terrestrial plants are excluded.	Wildlife
PRIMATE (Prim)	Primate studies are excluded.	Wildlife
PUBL AS (Publ as)	The author states that the information in this report has been published in another source. Data are recorded from only one source. The secondary citation is noted as Publ As.	Wildlife Plants and Soil Invertebrates
QSAR (QSAR)	Derivation of Quantitative Structure-Activity Relationships (QSAR) is a form of modeling. QSAR publications are rejected if raw toxicity data are not reported or if the toxicity data are published elsewhere as original data.	Wildlife Plants and Soil Invertebrates
REGULATIONS (Reg)	Regulations and related publications that are not a primary source of data.	Wildlife Plants and Soil Invertebrates
REVIEW (Rev)	Studies in which the data reported in the article are not primary data from research conducted by the author. The publication is a compilation of data published elsewhere. These publications are reviewed manually to identify other relevant literature.	Wildlife Plants and Soil Invertebrates

Literature Rejection Categories		
Rejection Criteria	Description	Receptor
SEDIMENT CONC (Sed)	Studies in which the only exposure concentration/dose reported is for the level of a toxicant in sediment.	Wildlife Plants and Soil Invertebrates
SCORE (Score)	Papers in which all studies had data evaluation scores at or lower than the acceptable cut-off (#10 of 18) for plants and soil invertebrates).	Plants and Soil Invertebrates
SEDIMENT CONC (Sed)	Studies in which the only exposure concentration/dose reported is for the level of a toxicant in sediment.	Wildlife Plants and Soil Invertebrates
SLUDGE	Studies on the effects of ingestion of soils amended with sewage sludge.	Wildlife Plants and Soil Invertebrates
SOIL CONC (Soil)	Studies in which the only exposure concentration/dose reported is for the level of a toxicant in soil.	Wildlife
SPECIES	Studies in which the species of concern was not a terrestrial invertebrate or plant or mammal or bird.	Plants and Soil Invertebrates Wildlife
STRESSOR (QAC)	Studies examining the interaction of a stressor (e.g., radiation, heat, etc.) and the contaminant, where the effect of the contaminant alone cannot be isolated.	Wildlife Plants and Soil Invertebrates
SURVEY (Surv)	Studies reporting the toxicity of a contaminant in the field over a period of time. Often neither a duration nor an exposure concentration is reported.	Wildlife Plants and Soil Invertebrates
REPTILE OR AMPHIBIAN (Herp)	Studies on reptiles and amphibians. These papers flagged for possible later review.	Wildlife Plants and Soil Invertebrates
UNRELATED (Unrel)	Studies that are unrelated to contaminant exposure and response and/or the receptor groups of interest.	Wildlife
WATER QUALITY STUDY (Wqual)	Studies of water quality.	Wildlife Plants and Soil Invertebrates
YEAST (Yeast)	Studies of yeast.	Wildlife Plants and Soil Invertebrates

This page intentionally left blank



Appendix 6-1

*Mammalian Toxicity Data Extracted and Reviewed for Wildlife
Toxicity Reference Value (TRV) - Beryllium*

February 2005

**Appendix 6.1 Mammalian Toxicity Data Extracted for Wildlife Toxicity Reference Value (TRV)
Beryllium**

Result #	Ref	Chemical Form	MW%	Test Species	Phase #	Exposure														Effects					Conversion to mg/kg bw/day			Result		Data Evaluation Score												
						# of Conc/ Doses	Conc/ Doses	Conc/Dose Units for Study NOAEL/LOAEL	Wet Weight Reported?	Application Frequency	Method of Analyses	Route of Exposure	Exposure Duration	Duration Units	Age	Age Units	Lifestage	Sex	Control Type	Test Location	Sort Order	General Effect Group	Effect Type	Effect Measure	Response Site	Study NOAEL	Study LOAEL	Body Weight Reported?	Body Weight (kg)	Ingestion Rate Reported?	Ingestion Rate (kg or L/day)	NOAEL Dose (mg/kg/day)	LOAEL Dose (mg/kg/day)	Data Source	Dose Route	Test Concentrations	Chemical form	Dose Quantification	Endpoint	Dose Range	Statistical Power	Exposure Duration
Biochemical																																										
1	17115	Beryllium nitrate	6.77	Rat (<i>Rattus norvegicus</i>)	2	0/1.06	mg/org/d		40	U	OR	75	d	NR	NR	JV	M		2	BIO	ENZ	ALPH	LU		1.06	Y	0.150	N	0.014		0.478	10	8	10	10	7	1	4	10	10	4	74
Pathology																																										
2	17115	Beryllium nitrate	6.77	Rat (<i>Rattus norvegicus</i>)	2	0/1.06	mg/org/d		40	U	OR	75	d	NR	NR	JV	M		1	PTH	HIS	GHIS	LU		1.06	Y	0.150	N	0.014		0.478	10	8	10	10	7	4	4	10	10	4	77
Growth																																										
3	2640	Beryllium sulfate	8.58	Rat (<i>Rattus norvegicus</i>)	2	0/100	mg/L		ADL	U	DR	91	d	NR	NR	SM	F		2	GRO	GRO	BDWT	WO	100		N	0.315	N	0.035	0.953		10	5	5	10	6	8	4	10	10	4	72
4	17086	Beryllium sulfate	100	Rat (<i>Rattus norvegicus</i>)	2	0/5	mg/L		DLY	U	DR	39	d	21	d	JV	M		1	GRO	GRO	BDWT	WO		5.00	Y	0.090	N	0.011		0.630	10	5	5	10	6	8	4	10	10	4	72
5	1858	Beryllium sulfate	100	Mouse (<i>Mus musculus</i>)	2	0/5	mg/L		NR	U	DR	70	d	19-20	d	JV	F		1	GRO	GRO	BDWT	WO		5.00	Y	0.024	N	0.0035		0.718	10	5	5	10	6	8	4	10	10	4	72
Survival																																										
6	17086	Beryllium sulfate	100	Rat (<i>Rattus norvegicus</i>)	2	0/5	mg/L		DLY	U	DR	1464	d	21	d	JV	B		3	MOR	MOR	LFSP	WO	5.00		Y	0.486	N	0.052	0.532		10	5	5	10	6	9	4	10	10	4	73
Data Not Used to Derive Wildlife Toxicity Reference Value																																										
7	17086	Beryllium sulfate	100	Rat (<i>Rattus norvegicus</i>)	2	0/5	mg/L		DLY	U	DR	475	d	21	d	JV	B		4	BIO	CHM	CHOL	SR		5.00	Y	0.497	N	0.053		0.531	10	5	5	10	6	1	4	10	10	4	65
8	2640	Beryllium sulfate	8.58	Rat (<i>Rattus norvegicus</i>)	2	0/100	mg/L		ADL	U	DR	91	d	NR	NR	SM	F		1	BEH	FDB	WCON	WO	100		Y	0.315	N	0.035	1.00		10	5	5	10	6	4	4	1	10	4	59
9	1858	Beryllium sulfate	100	Mouse (<i>Mus musculus</i>)	2	0/5	mg/L		NR	U	DR	520	d	19-20	d	JV	F		3	PTH	HIS	EDMA	WO	5.00		Y	0.030	N	0.0042	0.703		10	5	5	10	6	4	4	1	10	4	59
10	1858	Beryllium sulfate	100	Mouse (<i>Mus musculus</i>)	2	0/5	mg/L		NR	U	DR	520	d	19-20	d	JV	B		3	MOR	MOR	LFSP	WO	5.00		Y	0.030	N	0.0042	0.703		10	5	5	10	6	9	4	1	10	4	64
11	17086	Beryllium sulfate	100	Rat (<i>Rattus norvegicus</i>)	2	0/5	mg/L		DLY	U	DR	540	d	21	d	JV	B		2	PTH	ORW	ORWT	HE	5.00		Y	0.497	N	0.053	0.531		10	5	5	10	6	4	4	1	10	4	59

All abbreviations and definitions are used in coding studies are available from Attachment 4-3 of the Eco-SSL guidance (U.S. EPA 2003).