

Results Book



Handball

6 - 21 August



Version History

Version	Date	Created By	Comments
1.0	21/08/2016	Attila Junior	First version



Competition Format and Rules

Formato e regras da competição / Format et règles de la compétition

Olympic competition format

The Rio 2016 Olympic Games handball competition features men's and women's tournaments.

The format and rules for both tournaments are the same. In the preliminary round teams are divided into two groups of six and each team plays every other team in their pool. The four best placed teams in each group qualify for the quarterfinals.

The winners of the quarterfinals qualify then for the semifinals. The winners of the semifinals will play in the gold medal match (final), and the losers contest the bronze medal match.

Differences between the IHF World Championships and the Olympic Games

The number of participating teams in the International Handball Federation World Championships is 24 instead of 12, and as a result the tournament has more phases than the Olympic Games event.

Changes since the London 2012 Olympic Games

Teams can now have seven field players on at one time, in the case that a goalkeeper is substituted off for a field player. Once the goalkeeper is off the field, no other player may carry out the functions of the goalkeeper.

Any player who receives medical attention on court must leave the field of play afterwards, and is only allowed to re-enter once his/her team's has completed three attacks.

If a referee shows the forewarning signal for passive play, the team receiving the warning then has a total of six passes to shoot on goal.

If a player is being disqualified from a match and a written report will be sent along with the scoresheet, he/she will be shown a blue card to highlight that fact, after being shown the red card. The Disciplinary Commission will then be responsible for further actions.

Sport rules and procedures

Match description

- Each team consists of seven players (six court players and one goalkeeper. However, teams may be on the court with seven field players at the same time, if a field player is substituted for a goalkeeper). Each squad has seven additional players as substitutes.
- Substitutes may repeatedly enter the match at any time without notifying officials as long as the players they are replacing have already left the court.
- The court dimensions must be 40m in length by 20m in width.
- The court players must not enter the goal area (6m in front of the goal).
- The goalkeeper is entitled to act as a court player.
- The playing time is two halves of 30 minutes, with a 10 minute break between them.
- Two referees oversee the match.
- The team that scores the most goals wins.

The attacker in possession of the ball:

- Is entitled to bounce the ball as often as he/she likes. If he/she catches the ball he/she is allowed to take a maximum of three steps with it, then he/she must pass or shoot.
- Has to jump at the goal area line (6 metres line), is allowed to fly above the goal area but must not enter it with the ball in his hands.



The defender:

- Is allowed to make body contact in a man-on-man situation.
- Must not hit.
- Must not hold or restrain.
- Must not strike or pull back the opponent's throwing arm.
- Must not spoil a clear chance of scoring by illegal means. This always leads to a 7m penalty throw

Classification and tiebreaking rules

Preliminary phase

In the preliminary (group) phase, matches are evaluated as follows:

- Each match won = two points.
- Each match drawn = one point for each team.
- Each match lost = zero points.

During the preliminary round, the teams will be ranked according to the following criteria:

- Total number of points gained.
- Goal difference in all matches.
- Greater number of goals scored in all matches.

If two or more teams are tied on points at the end of the preliminary round, ties will be broken as follows:

- Points in the matches between the tied teams.
- Goal differences in the matches between the tied teams.
- Number of goals scored in the matches between the tied teams.
- Goal difference in all matches.
- Number of goals scored in all matches.
- If the teams remain tied, a draw will decide. The IHF representative on site will execute the draw, if possible in the presence of officials of the teams involved.

Quarterfinals, semifinals and finals

After the preliminary round, the quarterfinals, semifinals and finals will be played in a knock-out system.

In case of a draw at the end of regular playing time, after a break of five minutes there will be extra time (two periods of five minutes, changing sides halfway through with a one minute break).

Should the match still not be decided after this extra time period, after a break of five minutes there will be a second extra time (two periods of five minutes, changing sides halfway through with a one minute break).

Should the match not be decided after the second extra time period, it will be decided with a 7m shoot-out competition. In the shoot-out, five players from each team take alternate shots. If the result remains tied after these shots, the competition will continue with players from each team taking alternate shots until there is a winner.

Ranking of 5th-8th places

The losers of the quarterfinals will be ranked 5th – 8th based on the results of the preliminary round, according to the following criteria:

- a) Rankings within their respective groups.
- b) If two teams were ranked in the same place in the preliminary round, the number of points gained in the preliminary round will decide.
- c) If the teams remain tied, the goal difference in the preliminary round will decide.
- d) If the teams remain tied, the number of goals scored in the preliminary round will decide.
- e) If the teams remain tied, the ties will be broken by a draw.



Ranking of 9th - 12th places

The teams ranked fifth in the preliminary round groups A and B will finish 9th/10th, the teams ranked sixth will finish 11th/12th.

Ranking of 9th-12th places is calculated as follows:

- a) Number of points gained.
- b) If the teams remain tied, the goal difference in the preliminary round will decide.
- c) If the teams remain tied, the number of goals scored in the preliminary round will decide.
- d) If the teams remain tied, the ties will be broken by a draw.

Punishments/disqualification rules

The players and team officials are punished during a match according to the rules of the game and IHF regulations. A player, a team official or a team may be disqualified from the tournament due to a breach of sport ethics, rules or by violating anti-doping regulations.

Appeals

Teams can submit appeals on decisions of the disciplinary commission to the Jury of Appeal.



Medallists
Medalhistas / Médaillé(e)s

GOLD	SILVER	BRONZE
RUS - Russian Federation	FRA - France	NOR - Norway
1 SEDOYKINA Anna	1 GLAUSER Laura	1 GRIMSBO Kari Aalvik
2 KUZNETSOVA Polina	5 AYGLON SAURINA Camille	2 MOLID Mari
7 DMITRIEVA Daria	7 PINEAU Allison	3 ARNTZEN Emilie Hegh
8 SEN Anna	8 LANDRE Laurisa	4 KRISTIANSEN Veronica
10 AKOPIAN Olga	10 ZAADI DEUNA Grace	5 ALSTAD Ida
13 VYAKHIREVA Anna	11 PROUVENSIER Marie	6 LOKE Heidi
15 SUDAKOVA Marina	12 LEYNAUD Amandine	9 MORK Nora
17 BOBROVNIKOVA Vladlena	13 HOUETTE Manon	10 OFTEDAL Stine Bredal
21 ZHILINSKAYTE Victoria	17 DEMBELE Siraba	14 FRAFJORD Marit Malm
22 MARENNIKOVA Ekaterina	18 BULLEUX Chloe	16 LUNDE Katrine
24 BLIZNOVA Irina	22 HORACEK Tamara	18 KOREN Linn-Kristin Riegelhuth
33 ILINA Ekaterina	24 EDWIGE Beatrice	22 KURTOVIC Amanda
77 PETROVA Mayya	27 NZE-MINKO Estelle	23 HERREM Camilla
84 EROKHINA Tatiana	29 NIOMBLA Gnonsiane	24 SOLBERG Sanna
88 KALININA Viktoriia	64 LACRABERE Alexandra	

Player 1 SEDOYKINA Anna (RUS) has been replaced by player 84 EROKHINA Tatiana (RUS)
Player 18 BULLEUX Chloe (FRA) has been replaced by player 22 HORACEK Tamara (FRA)



Team Roster
Composição da equipe / Composition de l'équipe
As of MON 15 AUG 2016

REVISED
15 AUG 17:19

ANG - Angola

No.	Name	Shirt Name	Pos.	L/R	Height m / ft in	Weight kg / lbs	Date of Birth	Age	Club	Int. Matches Played	Int. Goals Scored
1	BARBOSA Neide Marisa de P.	NEIDE	GK	R	1.80 / 5'11"	87 / 192	23 SEP 1980	35	Progresso Ass. Sambizanga, Luanda (ANG)	38	1
2	NENGANGA Vilma Pegado	VILMA	CB	R	1.70 / 5'7"	59 / 130	12 SEP 1996	19	Atletico Petroleos Luanda, Luanda (ANG)	0	
6	MACHADO Juliana Jose	JULIANA	RW	L	1.75 / 5'9"	60 / 132	6 NOV 1994	21	Clube Desportivo 1 Agosto, Luanda (ANG)	25	48
8	MONTEIRO Lurdes Marcelina	LURDES	CB	R	1.70 / 5'7"	63 / 139	11 JUL 1984	32	Clube Desportivo 1 Agosto, Luanda (ANG)	32	49
9	BERNARDO Natalia Maria	NATALIA	CB	R	1.70 / 5'7"	65 / 143	25 DEC 1986	29	Clube Desportivo 1 Agosto, Luanda (ANG)	73	192
10	KASSOMA Albertina Cruz	ALBERTINA	P	R	1.92 / 6'4"	105 / 231	12 JUN 1996	20	Clube Desportivo 1 Agosto, Luanda (ANG)	14	39
11	KIALA Luisa	LUISA	LB	R	1.80 / 5'11"	62 / 137	25 JAN 1982	34	Clube Desportivo 1 Agosto, Luanda (ANG)	104	194
15	CARLOS Azenaide Daniela	AZENAIDE	RB	L	1.80 / 5'11"	69 / 152	14 JUN 1990	26	Atletico Petroleos Luanda, Luanda (ANG)	50	150
16	ALMEIDA Teresa Patricia	BA	GK	R	1.70 / 5'7"	98 / 216	5 APR 1988	28	Atletico Petroleos Luanda, Luanda (ANG)	32	
17	DOMBAXI Wuta Waco Bige	WUTA	RB	R	1.80 / 5'11"	92 / 203	5 APR 1986	30	Clube Desportivo 1 Agosto, Luanda (ANG)	32	64
21	CAZANGA Magda Alfredo	MAGDA	RB	R	1.72 / 5'8"	54 / 119	28 MAY 1991	25	Atletico Petroleos Luanda, Luanda (ANG)	21	28
25	VENANCIO Liliana da Silva	LILIANA	P	R	1.80 / 5'11"	93 / 205	19 SEP 1995	20	Clube Desportivo 1 Agosto, Luanda (ANG)	6	3
31	SANTOS Janete Viegas dos	JANETE	LW	R	1.75 / 5'9"	68 / 150	10 JUN 1991	25	Progresso Ass. Sambizanga, Luanda (ANG)	10	
90	GUIALO Isabel Evelize W.	BELINHA	CB	R	1.80 / 5'11"	73 / 161	8 APR 1990	26	Clube Desportivo 1 Agosto, Luanda (ANG)	33	60
Team Average					1.77 / 5'10"	75 / 165		26.4		33.6	

Replaced

12	BRANCO Cristina Direito	CRISTINA	GK	R	1.72 / 5'8"	68 / 150	15 MAR 1985	31	Clube Desportivo 1 Agosto, Luanda (ANG)	59	
----	-------------------------	----------	----	---	-------------	----------	-------------	----	---	----	--

Uniform Colours

Team	Shirt	Shorts
Team 1st	Red	Black
Team 2nd	White	White
Team 3rd	Yellow	Black
Goalkeeper 1st	Red	Black
Goalkeeper 2nd	White	White
Goalkeeper 3rd	Yellow	White

Officials:

A	CRUZ Filipe de Carvalho	(Coach)
B	NETO Edgar Goncalves	(Assistant Coach)
C	ABEL David	(Team Doctor)
D	CAMPOS Maria Natalia	(Physiotherapist)
E	CANDIDO MANUEL Ildio	(Team Official)

Note:

Uniform numbers will be confirmed at the Technical Meeting and under exceptional circumstances could still be changed right up to the start of the competition.

The player's age has been calculated based on the day of update.

Number of international matches played, includes Olympic Games, Senior and Junior World Championships and Continental Championships (other tournaments and friendly matches not included).

Legend:

CB Centre Back	GK Goalkeeper	Int. International	L Left Handed	LB Left Back	LW Left Wing
No. Uniform Number	P Pivot	Pos. Position	R Right Handed	RB Right Back	RW Right Wing

Player #2 NENGANGA Vilma Pegado replaces #12 BRANCO Cristina Direito



Team Roster
Composição da equipe / Composition de l'équipe

REVISED
11 AUG 21:58

As of THU 11 AUG 2016

ARG - Argentina

No.	Name	Shirt Name	Pos.	L/R	Height m / ft in	Weight kg / lbs	Date of Birth	Age	Club	Int. Matches Played	Int. Goals Scored
1	CARRATU Marisol	CARRATU	GK	R	1.74 / 5'9"	85 / 187	15 JUL 1986	30	Ferrocarril Oeste, Buenos Aires (ARG)	93	
3	IACOI Xoana	IACOI	RW	L	1.61 / 5'3"	70 / 154	3 JUN 1992	24	Cideco, Buenos Aires (ARG)	15	27
4	HARO Lucia	HARO	RB	L	1.78 / 5'10"	71 / 157	21 AUG 1986	29	Union Electrica, Cordoba (ARG)	98	204
5	PIZZO Manuela	PIZZO	LB	R	1.77 / 5'10"	73 / 161	13 NOV 1991	24	Estudiantes, La Plata (ARG)	80	238
6	SALVADO Luciana	SALVADO	LW	R	1.69 / 5'7"	65 / 143	13 APR 1990	26	Ferrocarril Oeste, Buenos Aires (ARG)	97	296
7	CAMPIGLI Rocio	CAMPIGLI	P	R	1.73 / 5'8"	70 / 154	6 AUG 1994	21	Estudiantes, La Plata (ARG)	45	48
8	BELOTTI Amelia	BELOTTI	LW	R	1.80 / 5'11"	73 / 161	17 NOV 1988	27	Vilo, Buenos Aires (ARG)	83	256
9	MENDOZA Luciana	MENDOZA	RB	R	1.70 / 5'7"	68 / 150	14 MAR 1990	26	Mecalia Atletico Guardes, La Guardia (ESP)	96	382
10	CRIVELLI Victoria	CRIVELLI	CB	R	1.76 / 5'9"	65 / 143	30 SEP 1990	25	Ferrocarril Oeste, Buenos Aires (ARG)	85	150
12	KOGAN Valentina	KOGAN	GK	R	1.73 / 5'8"	71 / 157	19 FEB 1980	36	Vilo, Buenos Aires (ARG)	170	3
14	BIANCHI Valeria	BIANCHI	LW	R	1.70 / 5'7"	62 / 137	16 SEP 1985	30	Nuestra Señora de Lujan, Buenos Aires (ARG)	161	322
15	MENA Antonela	MENA	P	R	1.80 / 5'11"	84 / 185	28 FEB 1988	28	Cid de Moreno, Buenos Aires (ARG)	124	380
18	SANS Macarena	SANS	RB	R	1.65 / 5'5"	64 / 141	20 NOV 1996	19	Club Regatas, Mendoza (ARG)	38	73
21	GANDULFO Macarena	GANDULFO	LB	R	1.74 / 5'9"	73 / 161	3 NOV 1993	22	Balonmano Alcobendas, Alcobendas (ESP)	63	149
Team Average					1.73 / 5'8"	71 / 157		26.2		89.1	

Replaced

22	KARSTEN Elke	KARSTEN	CB	R	1.75 / 5'9"	65 / 143	15 MAY 1995	21	Malaga Costa del Sol, Malaga (ESP)	32	122
----	--------------	---------	----	---	-------------	----------	-------------	----	------------------------------------	----	-----

Uniform Colours

Team	Shirt	Shorts
Team 1st	Light Blue	Black
Team 2nd	Blue	White
Team 3rd	White	Blue
Goalkeeper 1st	Black	Black
Goalkeeper 2nd	Red	Black
Goalkeeper 3rd	Yellow	Black

Officials:

A	PERUCHENA Eduardo	(Coach)
B	SCIGLITANO Gustavo	(Assistant Coach)
C	NOGUERA Gaston	(Assistant Coach)
D	FERNANDEZ Claudio	(Physiotherapist)
E	MELILLO Carlos	(Team Official)

Note:

Uniform numbers will be confirmed at the Technical Meeting and under exceptional circumstances could still be changed right up to the start of the competition.

The player's age has been calculated based on the day of update.

Number of international matches played, includes Olympic Games, Senior and Junior World Championships and Continental Championships (other tournaments and friendly matches not included).

Legend:

CB	Centre Back	GK	Goalkeeper	Int.	International	L	Left Handed	LB	Left Back
LW	Left Wing	No.	Uniform Number	P	Pivot	Pos.	Position	R	Right Handed
RB	Right Back	RW	Right Wing						

Player #14 BIANCHI Valeria replaces #22 KARSTEN Elke



Team Roster
Composição da equipe / Composition de l'équipe
As of FRI 5 AUG 2016

BRA - Brazil

No.	Name	Shirt Name	Pos.	L/R	Height m / ft in	Weight kg / lbs	Date of Birth	Age	Club	Int. Matches Played	Int. Goals Scored
2	DINIZ Fabiana	DINIZ	P	R	1.83 / 6'0"	71 / 157	13 MAY 1981	35	SG BBM Bietigheim, Bietigheim (GER)	205	347
3	MARTINEZ Alexandra	MARTINEZ	RW	L	1.77 / 5'10"	68 / 150	16 SEP 1981	34	Vaci NKSE, Vac (HUN)	177	694
4	ROCHA Samira	ROCHA	LW	R	1.70 / 5'7"	64 / 141	26 JAN 1989	27	Kisvardai KC, Kisvarda (HUN)	94	224
5	PIEDADE Daniela	PIEDADE	P	R	1.74 / 5'9"	70 / 154	2 MAR 1979	37	Fehervar FKC, Szekesfehervar (HUN)	185	335
7	LIMA de ARAUJO Tamires	T.ARAUJO	P	R	1.80 / 5'11"	77 / 170	16 MAY 1994	22	Dijon Bourgogne Handball, Dijon (FRA)	38	20
8	FRANCA da SILVA Fernanda	DA SILVA	LW	R	1.76 / 5'9"	68 / 150	25 SEP 1989	26	SG BBM Bietigheim, Bietigheim (GER)	98	281
9	BELO Ana Paula	RODRIGUES	CB/LB	R	1.72 / 5'8"	67 / 148	18 OCT 1987	28	CSM Bucuresti, Bucuresti (ROU)	141	507
10	QUINTINO Jessica	QUINTINO	RW	L	1.72 / 5'8"	67 / 148	17 APR 1991	25	HC Odense, Odense (DEN)	88	186
12	ARENHART Barbara	ARENHART	GK	R	1.82 / 6'0"	73 / 161	4 OCT 1986	29	Vaci NKSE, Vac (HUN)	103	4
15	ROCHA Francielle	DA ROCHA	CB	R	1.66 / 5'5"	58 / 128	10 JUN 1992	24	Guarulhos, Guarulhos (BRA)	58	74
18	TALESKA Eduarda	AMORIM	RW/LW	R	1.86 / 6'1"	84 / 185	23 SEP 1986	29	Györi Audi ETO KC, Győr (HUN)	144	478
22	FIER de MOURA Mayara	FIER DE MOURA	RB/CB	L	1.68 / 5'6"	71 / 157	5 DEC 1986	29	Esporte Clube Pinheiros, Sao Paulo (BRA)	92	145
81	FACHINELLO Deonise	FACHINELLO	RB	R	1.80 / 5'11"	73 / 161	20 JUN 1983	33	HC Odense, Odense (DEN)	149	331
84	PESSOA Maysa Raquel	PESSOA	GK	R	1.80 / 5'11"	66 / 146	11 SEP 1984	31	HC Vardar, Skopje (MKD)	76	
Team Average					1.76 / 5'9"	70 / 154		29.2		117.7	

Uniform Colours	Shirt	Shorts
Team 1st	Yellow	Green
Team 2nd	Green	Green
Team 3rd	Blue	Blue
Goalkeeper 1st	Gray	Dark Blue
Goalkeeper 2nd	Blue	Dark Blue
Goalkeeper 3rd	Green	Dark Blue

Officials:	A SOUBAK Morten (DEN)	(Coach)
	B APRILE Alex	(Assistant Coach)
	C ORSI Rita	(Team Official)
	D CALISTER Marina	(Physiotherapist)

Note:

Uniform numbers will be confirmed at the Technical Meeting and under exceptional circumstances could still be changed right up to the start of the competition.

The player's age has been calculated based on the day of update.

Number of international matches played, includes Olympic Games, Senior and Junior World Championships and Continental Championships (other tournaments and friendly matches not included).

Legend:

CB Centre Back	GK Goalkeeper	Int. International	L Left Handed	LB Left Back
LW Left Wing	No. Uniform Number	P Pivot	Pos. Position	R Right Handed
RB Right Back	RW Right Wing			



Team Roster
Composição da equipe / Composition de l'équipe
As of MON 15 AUG 2016

REVISED
15 AUG 17:21

ESP - Spain

No.	Name	Shirt Name	Pos.	L/R	Height m / ft in	Weight kg / lbs	Date of Birth	Age	Club	Int. Matches Played	Int. Goals Scored
2	LOPEZ Marta	M. LOPEZ	RW	L	1.68 / 5'6"	64 / 141	4 FEB 1990	26	Fleury Loiret HB, Fleury Les Aubras (FRA)	80	170
4	MARTIN Carmen	MARTIN	RW	L	1.72 / 5'8"	72 / 159	29 MAY 1988	28	CSM Bucuresti, Bucuresti (ROU)	171	568
9	MANGUE Marta	MANGUE	LB	R	1.70 / 5'7"	75 / 165	23 APR 1983	33	Brest Bretagne HB, Brest (FRA)	284	999
10	AGUILAR Macarena	AGUILAR	CB	R	1.70 / 5'7"	67 / 148	12 MAR 1985	31	Siofoc KC, Siofok (HUN)	215	586
12	NAVARRO Silvia	NAVARRO	GK	R	1.69 / 5'7"	62 / 137	20 MAR 1979	37	BM Remudas Igc, Las Remudas (ESP)	141	2
14	CHAVEZ Elizabet	CHAVEZ	P	R	1.92 / 6'4"	81 / 179	17 NOV 1990	25	Fleury Loiret HB, Fleury Les Aubras (FRA)	151	95
17	PINEDO Elizabeth	PINEDO	LW	R	1.75 / 5'9"	68 / 150	13 MAY 1981	35	Bera Bera, San Sebastian (ESP)	191	420
25	PENA Nerea	PENA	LB	R	1.75 / 5'9"	70 / 154	13 DEC 1989	26	FTC Rail Cargo Hungaria, Budapest (HUN)	98	304
27	GONZALEZ Lara	L. GONZALEZ	LB	R	1.84 / 6'0"	74 / 163	22 FEB 1992	24	Siofoc KC, Siofok (HUN)	51	58
30	ELORZA Patricia	ELORZA	LB	R	1.80 / 5'11"	78 / 172	8 APR 1984	32	ES Besançon Femenin, Besançon (FRA)	112	71
35	EGOZKUE Naiara	EGOZKUE	LW	R	1.73 / 5'8"	70 / 154	21 OCT 1983	32	BM Atletico Guardes, La Guardia (ESP)	54	76
44	HERNANDEZ Ainhoa	HERNANDEZ	P	R	1.80 / 5'11"	88 / 194	27 APR 1994	22	BM Zuazo, Barakaldo (ESP)	26	25
48	ZOQBI Darly	ZOQBI	GK	R	1.78 / 5'10"	70 / 154	25 AUG 1982	33	Fleury Loiret HB, Fleury Les Aubras (FRA)	20	
86	CABRAL Alexandrina	CABRAL	LB	R	1.75 / 5'9"	62 / 137	5 MAY 1986	30	Fleury Loiret HB, Fleury Les Aubras (FRA)	65	313
Team Average					1.76 / 5'9"	72 / 158		29.6		118.5	

Replaced

6	ALBERTO Neli	ALBERTO	LB	R	1.79 / 5'10"	90 / 198	2 JUL 1983	33	Brest Bretagne HB, Brest (FRA)	118	321
---	--------------	---------	----	---	--------------	----------	------------	----	--------------------------------	-----	-----

Uniform Colours

Team	Shirt	Shorts
Team 1st	Red	Blue
Team 2nd	White	Turquoise
Team 3rd	Black	Black
Goalkeeper 1st	Green	Green
Goalkeeper 2nd	White	Turquoise
Goalkeeper 3rd	Fucsia	Black

Officials:

A	DUENAS Jorge	(Coach)
B	ETAYO Manuel	(Assistant Coach)
C	FLORES Cesareo	(Team Doctor)
D	ONCINA Noelia	(Team Official)
E	LLORENTE Francisco	(Physiotherapist)

Note:

Uniform numbers will be confirmed at the Technical Meeting and under exceptional circumstances could still be changed right up to the start of the competition.

The player's age has been calculated based on the day of update.

Number of international matches played, includes Olympic Games, Senior and Junior World Championships and Continental Championships (other tournaments and friendly matches not included).

Legend:

CB Centre Back	GK Goalkeeper	Int. International	L Left Handed	LB Left Back	LW Left Wing
No. Uniform Number	P Pivot	Pos. Position	R Right Handed	RB Right Back	RW Right Wing

Player #44 HERNANDEZ Ainhoa replaces #6 ALBERTO Neli



Team Roster
Composição da equipe / Composition de l'équipe
As of FRI 19 AUG 2016

REVISED
19 AUG 17:20

FRA - France

No.	Name	Shirt Name	Pos.	L/R	Height m / ft in	Weight kg / lbs	Date of Birth	Age	Club	Int. Matches Played	Int. Goals Scored
1	GLAUSER Laura	L.GLAUSER	GK	L	1.78 / 5'10"	65 / 143	20 AUG 1993	22	Metz HB, Metz (FRA)	38	
5	AYGLON SAURINA Camille	C.AYGLON-SAURINA	RB	L	1.80 / 5'11"	66 / 146	21 MAY 1985	31	CSM Bucuresti, Bucuresti (ROU)	207	378
7	PINEAU Allison	A.PINEAU	LB	R	1.81 / 5'11"	66 / 146	2 MAY 1989	27	Brest Bretagne HB, Brest (FRA)	182	475
8	LANDRE Laurisa	L.LANDRE	P	R	1.74 / 5'9"	67 / 148	27 OCT 1985	30	SCM Craiova, Craiova (ROU)	38	58
10	ZAADI DEUNA Grace	G.ZAADI-DEUNA	CB	R	1.71 / 5'7"	66 / 146	7 JUL 1993	23	Metz HB, Metz (FRA)	48	65
11	PROUVENSIER Marie	PROUVENSIER	RW	L	1.65 / 5'5"	52 / 115	9 FEB 1994	22	Brest Bretagne HB, Brest (FRA)	26	30
12	LEYNAUD Amandine	A.LEYNAUD	GK	R	1.78 / 5'10"	64 / 141	2 MAY 1986	30	RK Vardar Skopje, Skopje (MKD)	177	1
13	HOUETTE Manon	M.HOUETTE	LW	L	1.68 / 5'6"	69 / 152	2 JUL 1992	24	Thuringer HC, Thuringen (GER)	26	49
17	DEMBELE Siraba	S.DEMBELE	LW	L	1.72 / 5'8"	64 / 141	28 JUN 1986	30	Rostov Don, Rostov (RUS)	211	681
22	HORACEK Tamara	T.HORACEK	CB	R	1.79 / 5'10"	80 / 176	5 NOV 1995	20	Metz HB, Metz (FRA)	2	4
24	EDWIGE Beatrice	B.EDWIGE	P	R	1.82 / 6'0"	76 / 168	3 OCT 1988	27	Metz HB, Metz (FRA)	28	13
27	NZE-MINKO Estelle	E.NZE-MINKO	CB	R	1.78 / 5'10"	67 / 148	11 AUG 1991	24	Siofok KC, Siofok (HUN)	38	61
29	NIOMBLA Gnonsiane	G.NIOMBLA	LB	R	1.72 / 5'8"	69 / 152	9 JUL 1990	26	CSM Bucuresti, Bucuresti (ROU)	47	138
64	LACRABERE Alexandra	A.LACRABERE	RB	L	1.77 / 5'10"	73 / 161	27 APR 1987	29	RK Vardar Skopje, Skopje (MKD)	173	541
Team Average					1.75 / 5'9"	67 / 149		26.1		88.6	

Replaced

3	DANCETTE Blandine	B.DANCETTE	RW	L	1.69 / 5'7"	60 / 132	14 FEB 1988	28	Chambray Touraine HB, Chambray Les Tours (FRA)	80	103
18	BULLEUX Chloe	C.BULLEUX	RW	L	1.72 / 5'8"	65 / 143	18 NOV 1991	24	Siofok KC, Siofok (HUN)	26	45

Uniform Colours

	Shirt	Shorts
Team 1st	Blue	Blue
Team 2nd	White	White
Team 3rd	Red	Red
Goalkeeper 1st	Yellow	Black
Goalkeeper 2nd	Orange	Black
Goalkeeper 3rd	Green	Black

Officials:

A	KRUMBHOLZ Olivier	(Coach)
B	BARADAT Eric	(Assistant Coach)
C	JUIN Gerard	(Team Doctor)
D	LE NAOUR Annick	(Physiotherapist)
E	LAGNIAUX Franck	(Physiotherapist)

Note:

Uniform numbers will be confirmed at the Technical Meeting and under exceptional circumstances could still be changed right up to the start of the competition.

The player's age has been calculated based on the day of update.

Number of international matches played, includes Olympic Games, Senior and Junior World Championships and Continental Championships (other tournaments and friendly matches not included).

Legend:

CB	Centre Back	GK	Goalkeeper	Int.	International	L	Left Handed	LB	Left Back	LW	Left Wing
No.	Uniform Number	P	Pivot	Pos.	Position	R	Right Handed	RB	Right Back	RW	Right Wing

Player #11 PROUVENSIER Marie replaces #3 DANCETTE Blandine, Player #22 HORACEK Tamara replaces #18 BULLEUX Chloe



Team Roster
Composição da equipe / Composition de l'équipe
As of TUE 9 AUG 2016

KOR - Republic of Korea

No.	Name	Shirt Name	Pos.	L/R	Height m / ft in	Weight kg / lbs	Date of Birth	Age	Club	Int. Matches Played	Int. Goals Scored
1	OH Yongran	OH Y.	GK	R	1.71 / 5'7"	73 / 161	6 SEP 1972	43	Incheon Cityhall, Incheon (KOR)	99	1
5	JUNG Yura	JUNG Y.	RW/RB	L	1.70 / 5'7"	63 / 139	6 FEB 1992	24	Daegu Cityhall, Daegu (KOR)	59	170
11	RYU Eun Hee	RYU EUN.	RB	L	1.80 / 5'11"	76 / 168	24 FEB 1990	26	Incheon Cityhall, Incheon (KOR)	83	297
12	PARK Mira	PARK M.	GK	R	1.73 / 5'8"	66 / 146	20 APR 1987	29	Samcheok Cityhall, Samcheok (KOR)	38	
13	YOO Hyunji	YOO H.	P	R	1.75 / 5'9"	67 / 148	16 JUL 1984	32	Samcheok Cityhall, Samcheok (KOR)	89	111
14	KIM Jinyi	KIM J.	LB	R	1.79 / 5'10"	82 / 181	20 JUN 1993	23	Daegu Cityhall, Daegu (KOR)	50	115
15	CHOI Sumin	CHOI S.	LW	R	1.77 / 5'10"	64 / 141	9 JAN 1990	26	Seoul Cityhall, Seoul (KOR)	49	155
17	SIM Haein	SIM H.	LB	R	1.78 / 5'10"	66 / 146	31 OCT 1987	28	Samcheok Cityhall, Samcheok (KOR)	64	117
21	LEE Eunbi	LEE E.	LW	R	1.63 / 5'4"	58 / 128	23 OCT 1990	25	Busan Visco, Busan (KOR)	79	166
22	WOO Sunhee	WOO S.	RW	L	1.71 / 5'7"	58 / 128	1 JUL 1978	38	Samcheok Cityhall, Samcheok (KOR)	119	380
24	GWON Han Na	GWON H.	CB/LB	R	1.73 / 5'8"	65 / 143	22 NOV 1989	26	Seoul Cityhall, Seoul (KOR)	77	211
27	NAM Yeongsin	NAM Y.	P	R	1.75 / 5'9"	82 / 181	27 AUG 1990	25	Busan Visco, Busan (KOR)	25	3
29	YU Sojeong	YU S.	RB/RW	L	1.68 / 5'6"	66 / 146	4 JUN 1996	20	SK Sugargliders, Seoul (KOR)	19	71
31	SONG Hairim	SONG H.	LB	R	1.67 / 5'6"	67 / 148	12 JAN 1985	31	Seoul Cityhall, Seoul (KOR)	32	21
Team Average					1.73 / 5'8"	68 / 150		28.3		63.0	

Replaced

23	KIM Ona	KIM O.	CB	R	1.69 / 5'7"	62 / 137	6 SEP 1988	27	SK Sugargliders, Seoul (KOR)	96	332
----	---------	--------	----	---	-------------	----------	------------	----	------------------------------	----	-----

Uniform Colours

	Shirt	Shorts
Team 1st	White	Navy
Team 2nd	Red	Navy
Team 3rd	Navy	Black
Goalkeeper 1st	Yellow	Navy
Goalkeeper 2nd	Orange	Navy
Goalkeeper 3rd	Blue	Navy

Officials:

A	LIM Young Chul	(Coach)
B	CHO Chihyo	(Assistant Coach)
C	LIM Gyu Ha	(Assistant Coach)
D	KIM Mi Hyun	(Physiotherapist)

Note:

Uniform numbers will be confirmed at the Technical Meeting and under exceptional circumstances could still be changed right up to the start of the competition.

The player's age has been calculated based on the day of update.

Number of international matches played, includes Olympic Games, Senior and Junior World Championships and Continental Championships (other tournaments and friendly matches not included).

Legend:

CB	Centre Back	GK	Goalkeeper	Int.	International	L	Left Handed	LB	Left Back
LW	Left Wing	No.	Uniform Number	P	Pivot	Pos.	Position	R	Right Handed
RB	Right Back	RW	Right Wing						

Player #31 SONG Hairim replaces #23 KIM Ona



Team Roster
Composição da equipe / Composition de l'équipe

REVISED
12 AUG 15:51

As of FRI 12 AUG 2016

MNE - Montenegro

No.	Name	Shirt Name	Pos.	L/R	Height m / ft in	Weight kg / lbs	Date of Birth	Age	Club	Int. Matches Played	Int. Goals Scored
1	RAJCIC Marina	RAJCIC	GK	R	1.75 / 5'9"	70 / 154	24 AUG 1993	22	Metz HB, Metz (FRA)	90	
2	PETROVIC Radmila	PETROVIC	RW	L	1.75 / 5'9"	60 / 132	19 APR 1988	28	Buducnost, Podgorica (MNE)	127	180
4	RADICEVIC Jovanka	RADICEVIC	RW	L	1.70 / 5'7"	68 / 150	23 OCT 1986	29	HC Vardar, Skopje (MKD)	134	709
9	JAUKOVIC Durdina	JAUKOVIC	LB	R	1.86 / 6'1"	86 / 190	24 FEB 1997	19	Buducnost, Podgorica (MNE)	31	67
10	BULATOVIC Andela	BULATOVIC A.	CB	R	1.75 / 5'9"	67 / 148	15 JAN 1987	29	Erd, Erd (HUN)	117	176
15	KLIKOVAC Andrea	KLIKOVAC	RB	L	1.75 / 5'9"	73 / 161	5 MAY 1991	25	HC Vardar, Skopje (MKD)	50	20
22	BARJAKTAROVIC Sonja	BARJAKTAROVIC	GK	R	1.80 / 5'11"	74 / 163	11 SEP 1986	29	Kastamonu, Ankara (TUR)	129	
32	BULATOVIC Katarina	BULATOVIC K.	RB	L	1.86 / 6'1"	71 / 157	15 NOV 1984	31	Buducnost, Podgorica (MNE)	69	397
66	RAMUSOVIC Ema	RAMUSOVIC	P	R	1.83 / 6'0"	78 / 172	28 NOV 1996	19	Buducnost, Podgorica (MNE)	29	20
77	MEHMEDOVIC Majda	MEHMEDOVIC	LW	R	1.70 / 5'7"	67 / 148	25 MAY 1990	26	Buducnost, Podgorica (MNE)	95	213
88	PAVICEVIC Biljana	PAVICEVIC	LW	R	1.69 / 5'7"	63 / 139	12 MAY 1988	28	Buducnost, Podgorica (MNE)	51	71
90	RAICEVIC Milena	RAICEVIC	LB	R	1.77 / 5'10"	71 / 157	12 MAR 1990	26	Buducnost, Podgorica (MNE)	122	350
92	LAZOVIC Suzana	LAZOVIC	P	R	1.78 / 5'10"	72 / 159	28 JAN 1992	24	Buducnost, Podgorica (MNE)	92	105
				Team Average	1.77 / 5'10"	71 / 156		25.8		87.4	

Replaced

17	POPOVIC Bojana	POPOVIC	LB	R	1.88 / 6'2"	86 / 190	20 NOV 1979	36		49	195
----	----------------	---------	----	---	-------------	----------	-------------	----	--	----	-----

Uniform Colours

	Shirt	Shorts
Team 1st	White	White
Team 2nd	Red	Red
Team 3rd	Black	Black
Goalkeeper 1st	Red	Red
Goalkeeper 2nd	Black	Black
Goalkeeper 3rd	Blue	Blue

Officials:

A	BESLIJA Emir	(Team Official)
B	ADZIC Dragan	(Coach)
C	DONOVIC Vlatko	(Assistant Coach)
D	MATIC Aleksandar (SRB)	(Physiotherapist)

Note:

Uniform numbers will be confirmed at the Technical Meeting and under exceptional circumstances could still be changed right up to the start of the competition.

The player's age has been calculated based on the day of update.

Number of international matches played, includes Olympic Games, Senior and Junior World Championships and Continental Championships (other tournaments and friendly matches not included).

Legend:

CB	Centre Back	GK	Goalkeeper	Int.	International	L	Left Handed	LB	Left Back
LW	Left Wing	No.	Uniform Number	P	Pivot	Pos.	Position	R	Right Handed
RB	Right Back	RW	Right Wing						

Player #8 JOVANOVIĆ Marija replaces #17 POPOVIC Bojana



Team Roster
Composição da equipe / Composition de l'équipe
As of FRI 5 AUG 2016

NED - Netherlands

No.	Name	Shirt Name	Pos.	L/R	Height m / ft in	Weight kg / lbs	Date of Birth	Age	Club	Int. Matches Played	Int. Goals Scored
6	van der HEIJDEN Laura	van der HEIJDEN	RB	L	1.72 / 5'8"	68 / 150	27 JUN 1990	26	Team Esbjerg, Esbjerg (DEN)	148	477
8	ABBINGH Lois	ABBINGH	LB/CB	R	1.78 / 5'10"	72 / 159	13 AUG 1992	23	Issy Paris, Paris (FRA)	92	405
9	van OLPHEN Sanne	van OLPHEN	RB	L	1.77 / 5'10"	68 / 150	13 MAR 1989	27	Toulon St-Cyr Var Handball, Toulon (FRA)	65	110
10	SNELDER Danick	SNELDER	P	R	1.78 / 5'10"	75 / 165	22 MAY 1990	26	Ferencvaros Budapest, Budapest (HUN)	120	97
13	BROCH Yvette	BROCH	P	R	1.84 / 6'0"	73 / 161	23 DEC 1990	25	Györi Audi ETO KC, Győr (HUN)	84	198
17	GROOT Nycke	GROOT	CB/LB	R	1.75 / 5'9"	70 / 154	4 MAY 1988	28	Györi Audi ETO KC, Győr (HUN)	96	291
18	DULFER Kelly	DULFER	LB/CB	R	1.85 / 6'1"	78 / 172	21 MAR 1994	22	VFL Oldenburg, Oldenburg (GER)	50	39
21	GOOS Michelle	GOOS	LW	R	1.78 / 5'10"	62 / 137	27 DEC 1989	26	Succes Schoonmaak/VOC, Amsterdam (NED)	58	102
23	JANKOVIC Jasmina	JANKOVIC	GK	R	1.70 / 5'7"	77 / 170	6 DEC 1986	29	TUS Metzingen, Metzingen (GER)	56	
24	SMEETS Martine	SMEETS	LW	L	1.72 / 5'8"	69 / 152	5 MAY 1990	26	SG BBM Bietigheim, Bietigheim (GER)	58	105
26	MALESTEIN Angela	MALESTEIN	RW	L	1.73 / 5'8"	66 / 146	31 JAN 1993	23	SG BBM Bietigheim, Bietigheim (GER)	85	149
30	LUCIANO Ailly	LUCIANO	RW	R	1.71 / 5'7"	69 / 152	25 MAR 1991	25	SG BBM Bietigheim, Bietigheim (GER)	45	104
33	WESTER Tess	WESTER	GK	R	1.78 / 5'10"	70 / 154	19 MAY 1993	23	SG BBM Bietigheim, Bietigheim (GER)	43	2
79	POLMAN Estavana	POLMAN	LB/CB	R	1.73 / 5'8"	65 / 143	5 AUG 1992	24	Team Esbjerg, Esbjerg (DEN)	89	293
Team Average					1.76 / 5'9"	70 / 155		25.2		77.8	

Uniform Colours
Team 1st
Team 2nd
Team 3rd
Goalkeeper 1st
Goalkeeper 2nd
Goalkeeper 3rd

Shirt
Orange
Blue
White
Blue
White
Orange

Shorts
Orange
Blue
White
Dark Blue
Dark Blue
Dark Blue

Officials:

A	GROENER Henk	(Coach)
B	PORTENGEN Peter	(Assistant Coach)
C	KLIJN Debbie	(Assistant Coach)
D	HEISEN Jelle	(Physiotherapist)
E	van DIJK Carla	(Team Official)

Note:

Uniform numbers will be confirmed at the Technical Meeting and under exceptional circumstances could still be changed right up to the start of the competition.

The player's age has been calculated based on the day of update.

Number of international matches played, includes Olympic Games, Senior and Junior World Championships and Continental Championships (other tournaments and friendly matches not included).

Legend:

CB	Centre Back	GK	Goalkeeper	Int.	International	L	Left Handed	LB	Left Back
LW	Left Wing	No.	Uniform Number	P	Pivot	Pos.	Position	R	Right Handed
RB	Right Back	RW	Right Wing						



Team Roster
Composição da equipe / Composition de l'équipe
As of FRI 5 AUG 2016

NOR - Norway

No.	Name	Shirt Name	Pos.	L/R	Height m / ft in	Weight kg / lbs	Date of Birth	Age	Club	Int. Matches Played	Int. Goals Scored
1	GRIMSBO Kari Aalvik	GRIMSBO	GK	R	1.80 / 5'11"		4 JAN 1985	31	Györi Audi ETO KC, Györ (HUN)	137	
2	MOLID Mari	MOLID	CB	R	1.78 / 5'10"		8 AUG 1990	25	Randers HK, Randers (DEN)	92	56
3	ARNTZEN Emilie Hegh	ARNTZEN	CB	R	1.83 / 6'0"		1 JAN 1994	22	Byasen Elite, Trondheim (NOR)	32	18
4	KRISTIANSEN Veronica	KRISTIANSEN	LB	R	1.75 / 5'9"		10 JUL 1990	26	HC Midtjylland, Herning (DEN)	70	189
5	ALSTAD Ida	ALSTAD	LB	R	1.72 / 5'8"		13 JUN 1985	31	Byasen Elite, Trondheim (NOR)	135	308
6	LOKE Heidi	LOKE	P	R	1.73 / 5'8"		12 DEC 1982	33	Györi Audi ETO KC, Györ (HUN)	166	619
9	MORK Nora	MORK	RB	L	1.69 / 5'7"		5 APR 1991	25	Györi Audi ETO KC, Györ (HUN)	77	329
10	OFTEDAL Stine Bredal	OFTEDAL	CB	R	1.68 / 5'6"		25 SEP 1991	24	Issy Paris, Paris (FRA)	115	228
14	FRÅFJORD Marit Malm	FRÅFJORD	P	R	1.82 / 6'0"		25 NOV 1985	30	Larvik HK, Larvik (NOR)	172	352
16	LUNDE Katrine	LUNDE	GK	R	1.81 / 5'11"		30 MAR 1980	36	Rostov Don, Rostov (RUS)	253	3
18	KOREN Linn-Kristin Riegelhuth	RIEGELHUTH	RW	L	1.75 / 5'9"		1 AUG 1984	32	Larvik HK, Larvik (NOR)	271	967
22	KURTOVIC Amanda	KURTOVIC	RW	L	1.75 / 5'9"		25 JUL 1991	25	Larvik HK, Larvik (NOR)	73	186
23	HERREM Camilla	HERREM	LW	R	1.67 / 5'6"		8 OCT 1986	29	HC Vardar, Skopje (MKD)	184	483
24	SOLBERG Sanna	SOLBERG	LW	R	1.78 / 5'10"		16 JUN 1990	26	Larvik HK, Larvik (NOR)	76	137
Team Average					1.75 / 5'9"	/		28.2		132.4	

Uniform Colours	Shirt	Shorts
Team 1st	Red	Blue
Team 2nd	White	Blue
Team 3rd		
Goalkeeper 1st	Blue	Black
Goalkeeper 2nd	Red	Black
Goalkeeper 3rd	Black	Black

Officials:	A HERGEIRSSON Thorir (ISL)	(Coach)
	B HOGDAHL Mia (SWE)	(Assistant Coach)
	C FROHOLDT Anne	(Team Doctor)
	D SJOBAKK Trond	(Physiotherapist)
	E OLSSON Mats (SWE)	(Assistant Coach)

Note:

Uniform numbers will be confirmed at the Technical Meeting and under exceptional circumstances could still be changed right up to the start of the competition.

The player's age has been calculated based on the day of update.

Number of international matches played, includes Olympic Games, Senior and Junior World Championships and Continental Championships (other tournaments and friendly matches not included).

Legend:

CB Centre Back	GK Goalkeeper	Int. International	L Left Handed	LB Left Back
LW Left Wing	No. Uniform Number	P Pivot	Pos. Position	R Right Handed
RB Right Back	RW Right Wing			



Team Roster
Composição da equipe / Composition de l'équipe
As of FRI 5 AUG 2016

ROU - Romania

No.	Name	Shirt Name	Pos.	L/R	Height m / ft in	Weight kg / lbs	Date of Birth	Age	Club	Int. Matches Played	Int. Goals Scored
3	SZUCS Gabriella	SZUCS	RB	R	1.84 / 6'0"	78 / 172	31 AUG 1984	31	HC Braila, Braila (ROU)	18	10
5	GEIGER Melinda	GEIGER	P	R	1.77 / 5'10"	69 / 152	28 MAR 1987	29	Brest Bretagne HB, Brest (FRA)	79	204
7	BUCESCHI Eliza	BUCESCHI	CB	R	1.78 / 5'10"	70 / 154	1 AUG 1993	23	HC Midtjylland, Herning (DEN)	42	109
8	NEAGU Cristina	NEAGU	LB	R	1.80 / 5'11"	69 / 152	26 AUG 1988	27	Buducnost, Podgorica (MNE)	142	599
9	BRADEANU Aurelia	BRADEANU	CB	R	1.80 / 5'11"	75 / 165	5 MAY 1979	37	CSM Bucuresti, Bucuresti (ROU)	268	682
11	PERIANU Gabriela	PERIANU	LB	R	1.87 / 6'2"	80 / 176	20 JUN 1994	22	HC Braila, Braila (ROU)	29	38
12	MUNTEANU Ionica	MUNTEANU	GK	R	1.75 / 5'9"	68 / 150	7 JAN 1979	37	HCM Baia Mare, Baia Mare (ROU)	32	2
15	ARDEAN ELISEI Valentina	ARDEAN	LW	R	1.72 / 5'8"	64 / 141	5 JUN 1982	34	SCM Craiova, Craiova (ROU)	218	815
22	MANEA Oana	MANEA	P	R	1.77 / 5'10"	78 / 172	18 APR 1985	31	CSM Bucuresti, Bucuresti (ROU)	189	405
25	HOTEA Camelia	HOTEA	LW	R	1.75 / 5'9"	64 / 141	27 OCT 1984	31	Corona Brasov, Brasov (ROU)	35	56
30	UNGUREANU Paula	UNGUREANU	GK	R	1.81 / 5'11"	75 / 165	30 MAR 1980	36	CSM Bucuresti, Bucuresti (ROU)	156	2
85	CHINTOAN Florina	CHINTOAN	P	R	1.78 / 5'10"	67 / 148	6 DEC 1985	30	U Cluj, Cluj (ROU)	108	153
88	VIZITIU Patricia	VIZITIU	RB	L	1.75 / 5'9"	68 / 150	15 OCT 1988	27	HCM Baia Mare, Baia Mare (ROU)	46	61
89	CHIPER Laura	CHIPER	RW	L	1.73 / 5'8"	65 / 143	21 AUG 1989	26	Corona Brasov, Brasov (ROU)	31	43
Team Average					1.78 / 5'10"	71 / 156		30.1		99.5	

Uniform Colours	Shirt	Shorts
Team 1st	Blue	Blue
Team 2nd	Red	Red
Team 3rd	Yellow	Red
Goalkeeper 1st	Yellow	Black
Goalkeeper 2nd	Black	Black
Goalkeeper 3rd	Green	Black

Officials:	A RYDE Tomas (SWE)	(Coach)
	B BUCESCHI Costica	(Assistant Coach)
	C IONESCU Adrian	(Physiotherapist)
	D MARASTEANU Claudiu	(Physiotherapist)

Note:

Uniform numbers will be confirmed at the Technical Meeting and under exceptional circumstances could still be changed right up to the start of the competition.

The player's age has been calculated based on the day of update.

Number of international matches played, includes Olympic Games, Senior and Junior World Championships and Continental Championships (other tournaments and friendly matches not included).

Legend:

CB Centre Back	GK Goalkeeper	Int. International	L Left Handed	LB Left Back
LW Left Wing	No. Uniform Number	P Pivot	Pos. Position	R Right Handed
RB Right Back	RW Right Wing			



Team Roster
Composição da equipe / Composition de l'équipe
As of THU 11 AUG 2016

REVISED
11 AUG 21:55

RUS - Russian Federation

No.	Name	Shirt Name	Pos.	L/R	Height m / ft in	Weight kg / lbs	Date of Birth	Age	Club	Int. Matches Played	Int. Goals Scored
2	KUZNETSOVA Polina	KUZNETSOVA	LW	R	1.68 / 5'6"	60 / 132	10 JUN 1987	29	Astrakhanochka, Astrakhan (RUS)	119	322
7	DMITRIEVA Daria	DMITRIEVA	CB	R	1.78 / 5'10"	74 / 163	9 AUG 1995	20	Lada, Tolyatti (RUS)	43	92
8	SEN Anna	SEN	RB	R	1.86 / 6'1"	81 / 179	3 DEC 1990	25	Rostov Don, Rostov (RUS)	93	222
10	AKOPIAN Olga	AKOPIAN	LB	R	1.76 / 5'9"	63 / 139	4 MAR 1985	31	Lada, Tolyatti (RUS)	133	367
13	VYAKHIREVA Anna	VYAKHIREVA	RW/RB	L	1.68 / 5'6"	63 / 139	13 MAR 1995	21	Astrakhanochka, Astrakhan (RUS)	37	137
15	SUDAKOVA Marina	SUDAKOVA	RW	R	1.65 / 5'5"	66 / 146	17 FEB 1989	27	Rostov Don, Rostov (RUS)	38	56
17	BOBROVNIKOVA Vladlena	BOROVNIKOVA	LB	R	1.80 / 5'11"	72 / 159	24 OCT 1987	28	Rostov Don, Rostov (RUS)	36	69
21	ZHILINSKAYTE Victoria	ZHILINSKAYTE V	LB	R	1.88 / 6'2"	80 / 176	6 MAR 1989	27	Astrakhanochka, Astrakhan (RUS)	110	159
22	MARENNIKOVA Ekaterina	MARENNIKOVA	LW	R	1.76 / 5'9"	70 / 154	29 APR 1982	34	Zvezda, Zvenigorod (RUS)	120	260
24	BLIZNOVA Irina	BLIZNOVA	RB	L	1.82 / 6'0"	68 / 150	6 OCT 1986	29	Lada, Tolyatti (RUS)	124	369
33	ILINA Ekaterina	ILINA	CB/LW	R	1.74 / 5'9"	60 / 132	7 MAR 1991	25	Rostov Don, Rostov (RUS)	68	187
77	PETROVA Mayya	PETROVA	P	R	1.78 / 5'10"	71 / 157	26 MAY 1982	34	Rostov Don, Rostov (RUS)	55	82
84	EROKHINA Tatiana	EROKHINA	GK	R	1.85 / 6'1"	73 / 161	7 SEP 1984	31	Lada, Tolyatti (RUS)	21	
88	KALININA Viktoriia	KALININA	GK	R	1.83 / 6'0"	74 / 163	8 DEC 1988	27	Astrakhanochka, Astrakhan (RUS)	39	
Team Average					1.78 / 5'10"	70 / 154		27.7		74.0	

Replaced

1	SEDOYKINA Anna	SEDOYKINA	GK	R	1.84 / 6'0"	74 / 163	1 AUG 1984	32	Rostov Don, Rostov (RUS)	128	4
---	----------------	-----------	----	---	-------------	----------	------------	----	--------------------------	-----	---

Uniform Colours

Uniform Colours	Shirt	Shorts
Team 1st	Red	Red
Team 2nd	White	Blue
Team 3rd	Blue	Blue
Goalkeeper 1st	Black	Black
Goalkeeper 2nd	Blue	Black
Goalkeeper 3rd	Red	Black

Officials:

A	TREFILOV Evgenii	(Coach)
B	AKAPIAN Levon	(Assistant Coach)
C	ALMYASHEV Syait	(Team Doctor)
D	KRASHENINNIKOV Igor	(Physiotherapist)

Note:

Uniform numbers will be confirmed at the Technical Meeting and under exceptional circumstances could still be changed right up to the start of the competition.

The player's age has been calculated based on the day of update.

Number of international matches played, includes Olympic Games, Senior and Junior World Championships and Continental Championships (other tournaments and friendly matches not included).

Legend:

CB	Centre Back	GK	Goalkeeper	Int.	International	L	Left Handed	LB	Left Back
LW	Left Wing	No.	Uniform Number	P	Pivot	Pos.	Position	R	Right Handed
RB	Right Back	RW	Right Wing						

Player #84 EROKHINA Tatiana replaces #1 SEDOYKINA Anna



Team Roster
Composição da equipe / Composition de l'équipe

REVISED
16 AUG 11:47

As of TUE 16 AUG 2016

SWE - Sweden

No.	Name	Shirt Name	Pos.	L/R	Height m / ft in	Weight kg / lbs	Date of Birth	Age	Club	Int. Matches Played	Int. Goals Scored
1	BUNDSSEN Johanna	BUNDSSEN	GK	R	1.85 / 6'1"	72 / 159	3 JUN 1991	25	IK Sävehof, Partille (SWE)	32	
3	TEGSTEDT Frida	TEGSTEDT	P	R	1.80 / 5'11"	80 / 176	17 JUL 1987	29	Issy Paris, Paris (FRA)	37	35
6	STROMBERG Carin	STRÖMBERG	CB	R	1.84 / 6'0"	83 / 183	10 JUL 1993	23	Viborg HK, Viborg (DEN)	14	6
7	BLOHM Linn	BLOHM	P	R	1.80 / 5'11"	79 / 174	20 MAY 1992	24	HC Midtjylland, Herning (DEN)	49	105
8	ROBERTS Jamina	ROBERTS	LB	R	1.76 / 5'9"	67 / 148	28 MAY 1990	26	Team Tvis Holstebro, Hostebro (DEN)	99	169
9	SAND Louise	SAND	LW	R	1.64 / 5'5"	62 / 137	27 DEC 1992	23	IK Sävehof, Partille (SWE)	56	112
12	IDEHN Filippa	IDÉHN	GK	R	1.83 / 6'0"	80 / 176	15 AUG 1990	25	Team Esbjerg, Esbjerg (DEN)	55	1
17	TORSTENSSON Linnea	TORSTENSSON	LB	R	1.86 / 6'1"	82 / 181	30 MAR 1983	33	CSM Bucuresti, Bucuresti (ROU)	166	634
20	GULLDEN Isabelle	GULLDÉN	CB	R	1.77 / 5'10"	76 / 168	29 JUN 1989	27	CSM Bucuresti, Bucuresti (ROU)	151	561
22	BLOMSTRAND Hanna	BLOMSTRAND	RB	L	1.73 / 5'8"	72 / 159	25 AUG 1996	19	Lugi HF, Lund (SWE)	0	
24	HAGMAN Nathalie	HAGMAN	RW	L	1.67 / 5'6"	62 / 137	19 JUL 1991	25	Nyköping/Falster HK, Nykoping Falster (DEN)	86	195
25	WALLEN Angelica	WALLÉN	RB	R	1.72 / 5'8"	70 / 154	11 APR 1986	30	Skuru IK, Nacka (SWE)	69	90
27	JACOBSEN Sabina	JACOBSEN	LB	R	1.80 / 5'11"	75 / 165	24 MAR 1989	27	HC Midtjylland, Herning (DEN)	79	117
29	ALM Jenny	ALM	LB	R	1.84 / 6'0"	80 / 176	10 APR 1989	27	Team Esbjerg, Esbjerg (DEN)	70	178
Team Average					1.78 / 5'10"	74 / 164		25.9		68.8	

Replaced

10	EK Michaela	EK	RW	L	1.74 / 5'9"	68 / 150	1 FEB 1988	28	Ringköping Håndbold, Ringkøbing (DEN)	4	3
----	-------------	----	----	---	-------------	----------	------------	----	---------------------------------------	---	---

Uniform Colours

	Shirt	Shorts
Team 1st	Yellow	Yellow
Team 2nd	Blue	Blue
Team 3rd	Grey	Grey
Goalkeeper 1st	Grey	Grey
Goalkeeper 2nd	Red	Black
Goalkeeper 3rd	Black	Black

Officials:

A	SIGNELL Henrik	(Coach)
B	EKMAN Jan	(Assistant Coach)
C	WEDBERG Marie	(Physiotherapist)
D	CLASSON Jennie	(Physiotherapist)
E	LINDSKOG Ann	(Assistant Coach)

Note:

Uniform numbers will be confirmed at the Technical Meeting and under exceptional circumstances could still be changed right up to the start of the competition.

The player's age has been calculated based on the day of update.

Number of international matches played, includes Olympic Games, Senior and Junior World Championships and Continental Championships (other tournaments and friendly matches not included).

Legend:

CB	Centre Back	GK	Goalkeeper	Int.	International	L	Left Handed	LB	Left Back	LW	Left Wing
No.	Uniform Number	P	Pivot	Pos.	Position	R	Right Handed	RB	Right Back	RW	Right Wing

Player #22 BLOMSTRAND Hanna replaces #10 EK Michaela



Tournament Summary

Resumo do torneio / Résumé du tournoi

As of SAT 20 AUG 2016 at 17:00

Preliminary Round

Group A

Rank	Team	Pts	MP	W	T	L	GF	GA	Diff.
1	BRA	8	5	4	0	1	138	117	21
2	NOR	8	5	4	0	1	141	121	20
3	ESP	6	5	3	0	2	125	116	9
4	ANG	4	5	2	0	3	116	128	-12
5	ROU	4	5	2	0	3	108	119	-11
6	MNE	0	5	0	0	5	107	134	-27

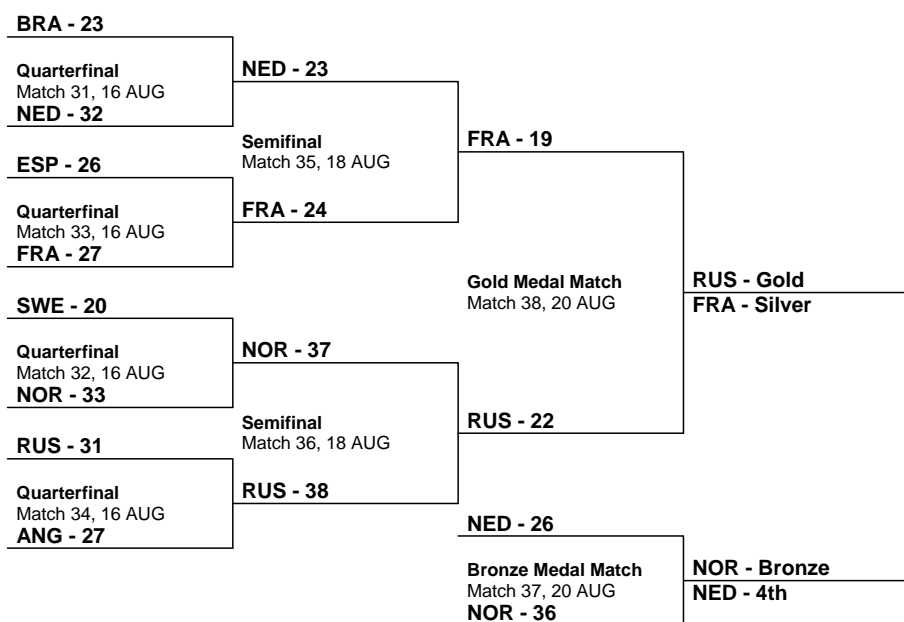
Team	BRA	NOR	ESP	ANG	ROU	MNE
BRA		31 - 28	24 - 29	28 - 24	26 - 13	29 - 23
NOR	28 - 31		27 - 24	30 - 20	28 - 27	28 - 19
ESP	29 - 24	24 - 27		26 - 22	21 - 24	25 - 19
ANG	24 - 28	20 - 30	22 - 26		23 - 19	27 - 25
ROU	13 - 26	27 - 28	24 - 21	19 - 23		25 - 21
MNE	23 - 29	19 - 28	19 - 25	25 - 27	21 - 25	

Group B

Rank	Team	Pts	MP	W	T	L	GF	GA	Diff.
1	RUS	10	5	5	0	0	165	147	18
2	FRA	8	5	4	0	1	118	93	25
3	SWE	5	5	2	1	2	150	141	9
4	NED	4	5	1	2	2	135	135	0
5	KOR	3	5	1	1	3	130	136	-6
6	ARG	0	5	0	0	5	101	147	-46

Team	RUS	FRA	SWE	NED	KOR	ARG
RUS		26 - 25	36 - 34	38 - 34	30 - 25	35 - 29
FRA	25 - 26		27 - 25	18 - 14	21 - 17	27 - 11
SWE	34 - 36	25 - 27		29 - 29	31 - 28	31 - 21
NED	34 - 38	14 - 18	29 - 29		32 - 32	26 - 18
KOR	25 - 30	17 - 21	28 - 31	32 - 32		28 - 22
ARG	29 - 35	11 - 27	21 - 31	18 - 26	22 - 28	

Final Round



Final Standings

Medal	Rank	Team
Gold	1	RUS - Russian Federation
Silver	2	FRA - France
Bronze	3	NOR - Norway
	4	NED - Netherlands
	5	BRA - Brazil
	6	ESP - Spain
	7	SWE - Sweden
	8	ANG - Angola
	9	ROU - Romania
	10	KOR - Republic of Korea
	11	MNE - Montenegro
	12	ARG - Argentina



Tournament Summary

Resumo do torneio / Résumé du tournoi

As of SAT 20 AUG 2016 at 17:00

Match Results

Date	Start Time	Teams	Phase	Match No.	Result	Half-time	2nd Half	1st Extra time	2nd Extra time	7m shoot-out
SAT 6 AUG	9:30	NOR - BRA	Preliminary Group A	1	28 - 31	16 - 17	12 - 14			
	11:30	NED - FRA	Preliminary Group B	2	14 - 18	6 - 10	8 - 8			
	14:40	RUS - KOR	Preliminary Group B	3	30 - 25	12 - 13	18 - 12			
	16:40	MNE - ESP	Preliminary Group A	4	19 - 25	10 - 14	9 - 11			
	19:50	ROU - ANG	Preliminary Group A	5	19 - 23	9 - 11	10 - 12			
	21:50	SWE - ARG	Preliminary Group B	6	31 - 21	13 - 9	18 - 12			
MON 8 AUG	9:30	KOR - SWE	Preliminary Group B	7	28 - 31	15 - 16	13 - 15			
	11:30	FRA - RUS	Preliminary Group B	8	25 - 26	10 - 15	15 - 11			
	14:40	ESP - NOR	Preliminary Group A	9	24 - 27	10 - 11	14 - 16			
	16:40	BRA - ROU	Preliminary Group A	10	26 - 13	14 - 9	12 - 4			
	19:50	ARG - NED	Preliminary Group B	11	18 - 26	9 - 13	9 - 13			
	21:50	ANG - MNE	Preliminary Group A	12	27 - 25	12 - 12	15 - 13			
WED 10 AUG	9:30	BRA - ESP	Preliminary Group A	13	24 - 29	12 - 15	12 - 14			
	11:30	ROU - MNE	Preliminary Group A	14	25 - 21	11 - 9	14 - 12			
	14:40	RUS - SWE	Preliminary Group B	15	36 - 34	15 - 18	21 - 16			
	16:40	NOR - ANG	Preliminary Group A	16	30 - 20	16 - 8	14 - 12			
	19:50	NED - KOR	Preliminary Group B	17	32 - 32	18 - 17	14 - 15			
	21:50	FRA - ARG	Preliminary Group B	18	27 - 11	15 - 4	12 - 7			
FRI 12 AUG	9:30	ANG - BRA	Preliminary Group A	19	24 - 28	13 - 13	11 - 15			
	11:30	SWE - NED	Preliminary Group B	20	29 - 29	16 - 13	13 - 16			
	14:40	ROU - ESP	Preliminary Group A	21	24 - 21	13 - 11	11 - 10			
	16:40	MNE - NOR	Preliminary Group A	22	19 - 28	11 - 16	8 - 12			
	19:50	RUS - ARG	Preliminary Group B	23	35 - 29	20 - 18	15 - 11			
	21:50	KOR - FRA	Preliminary Group B	24	17 - 21	11 - 11	6 - 10			
SUN 14 AUG	9:30	MNE - BRA	Preliminary Group A	25	23 - 29	10 - 12	13 - 17			
	11:30	SWE - FRA	Preliminary Group B	26	25 - 27	13 - 15	12 - 12			
	14:40	NED - RUS	Preliminary Group B	27	34 - 38	16 - 17	18 - 21			
	16:40	NOR - ROU	Preliminary Group A	28	28 - 27	14 - 13	14 - 14			
	19:50	ESP - ANG	Preliminary Group A	29	26 - 22	13 - 12	13 - 10			
	21:50	ARG - KOR	Preliminary Group B	30	22 - 28	10 - 12	12 - 16			
TUE 16 AUG	10:00	BRA - NED	Quarterfinal	31	23 - 32	11 - 12	12 - 20			
	13:30	ESP - FRA	Quarterfinal	33	26 - 27	12 - 5	11 - 18	3 - 4		
	17:00	SWE - NOR	Quarterfinal	32	20 - 33	7 - 19	13 - 14			
	20:30	RUS - ANG	Quarterfinal	34	31 - 27	18 - 14	13 - 13			
THU 18 AUG	15:30	NED - FRA	Semifinal	35	23 - 24	13 - 17	10 - 7			
	20:30	NOR - RUS	Semifinal	36	37 - 38	16 - 18	15 - 13	6 - 7		
SAT 20 AUG	11:30	NED - NOR	Bronze Medal Match	37	26 - 36	13 - 19	13 - 17			
	15:30	FRA - RUS	Gold Medal Match	38	19 - 22	7 - 10	12 - 12			

Legend:					
Diff.	Goal Difference	GA	Goals Against	GF	Goals For
L	Lost	MP	Matches Played	No.	Number
Pts	Points	T	Tied	W	Won
xA	x (x=1-4) ranked team from group A	xB	x (x=1-4) ranked team from group B		



Match Report
Relatório da partida / Rapport du match

REVISED
06.08.2016 13:03

Team A										Team B																			
A					NOR - Norway					B					BRA - Brazil														
played in					in the hall					on					at					Spectators		Match Number							
Rio de Janeiro					Future Arena					SAT 6 AUG 2016					09:30					7,780		1							
Half-time (30')		A		B		End of playing time		A		B		1st extra time		A		B		2nd extra time		A		B		After penalty throws		A		B	
Number of 7m		A		Team time-out				A		B		Full name of players and officials		A		B		Team time-out		B		Number of 7m							
7/8		1		15:46		2		47:50		3				1		29:23		2		54:20		3		1/1					
No.	Team A					G	YC	2'	RC	BC	No.	Team B					G	YC	2'	RC	BC								
1	GRIMSBO Kari Aalvik										2	DINIZ Fabiana							3										
2	MOLID Mari						1	1			3	MARTINEZ Alexandra					2												
3	ARNTZEN Emilie Hegh					1		1			4	ROCHA Samira							2										
4	KRISTIANSEN Veronica					1	1				5	PIEPADE Daniela					3		1										
5	ALSTAD Ida										7	LIMA de ARAUJO Tamires																	
6	LOKE Heidi					6					8	FRANCA da SILVA Fernanda					3	1	1										
9	MORK Nora					12					9	BELO Ana Paula					12												
10	OFTEDAL Stine Bredal					3					10	QUINTINO Jessica					2												
14	FRAFJORD Marit Malm										12	ARENHART Barbara																	
16	LUNDE Katrine										15	ROCHA Francielle																	
18	KOREN Linn-Kristin Riegelhuth					2					18	TALESKA Eduarda					4	1											
22	KURTOVIC Amanda					1					22	FIER de MOURA Mayara																	
23	HERREM Camilla					2					81	FACHINELLO Deonise					5		1										
24	SOLBERG Sanna										84	PESSOA Mayssa Raquel																	

Off.A	HERGEIRSSON Thorir					Off.A	SOUBAK Morten				
Off.B	HOGDAHL Mia					Off.B	APRILE Alex				
Off.C	FROHOLDT Anne					Off.C	ORSI Rita				
Off.D	SJOBakk Trond					Off.D	CALISTER Marina				

A	Signatures of responsables for the teams (Off.A)		B
TP	Remarks of referees / IHF Official		TP

Referees	Signatures		Signatures	
	HORACEK V (CZE)		NOVOTNY J (CZE)	
Technical Officials	Signatures		Signatures	
	TK: HAGEN M (SWE)		SK: ALSEMGEEST M (NED)	
IHF Official	Signatures		Signatures	
	GALLEGO R (ESP)			

Number of 7m scored/awarded to team A resp. B, goals (G), yellow cards (YC), red cards (RC), blue cards (BC) and team penalty (TP)

remove of red card for player number 2 (BRA) due to 3rd time 2 minutes suspension



Results
Resultados / Résultats

REVISED
06.08.2016 13:07

Match 1

NOR 28 - 31 BRA
(16 - 17) (12 - 14)

Referees: HORACEK V (CZE) / NOVOTNY J (CZE)

NOR - Norway

Players		Shots								Punishments			
No.	Name	G/S	%	6m	Wing	9m	7m	FB	BT	YC	2Min	RC	BC
1	GRIMSBO Kari Aalvik												
2	MOLID Mari									1	1		
3	ARNTZEN Emilie Hegh	1/2	50			0/1			1/1		1		
4	KRISTIANSEN Veronica	1/7	14	0/3		0/3			1/1	1			
5	ALSTAD Ida	0/1	0				0/1						
6	LOKE Heidi	6/8	75	5/7		1/1							
9	MORK Nora	12/12	100			3/3	7/7		2/2				
10	OFTEDAL Stine Bredal	3/6	50	2/3		1/2			0/1				
14	FRAFJORD Marit Malm												
16	LUNDE Katrine												
18	KOREN Linn-Kristin Riegelhuth	2/2	100	1/1				1/1					
22	KURTOVIC Amanda	1/3	33		0/2			1/1					
23	HERREM Camilla	2/3	67	0/1	2/2								
24	SOLBERG Sanna												
	Bench/Team												
	Totals	28/44	64	8/15	2/4	5/10	7/8	2/2	4/5	2	2		

Goalkeepers		Saves							
No.	Name	S/S	%	6m	Wing	9m	7m	FB	BT
1	GRIMSBO Kari Aalvik	6/28	21	1/9	1/4	4/13	0/1		0/1
16	LUNDE Katrine	2/10	20	0/2	0/1	2/4		0/2	0/1
	Totals	8/39	21	1/11	1/5	6/17	0/1	0/3	0/2

BRA - Brazil

Players		Shots								Punishments			
No.	Name	G/S	%	6m	Wing	9m	7m	FB	BT	YC	2Min	RC	BC
2	DINIZ Fabiana												
3	MARTINEZ Alexandra	2/3	67	1/1	1/2								
4	ROCHA Samira	0/1	0		0/1								
5	PIEADA Daniela	3/3	100	3/3									
7	LIMA de ARAUJO Tamires												
8	FRANCA da SILVA Fernanda	3/4	75	0/1	2/2			1/1		1	1		
9	BELO Ana Paula	12/16	75	2/2		6/10	1/1	1/1	2/2				
10	QUINTINO Jessica	2/4	50		1/3								
12	ARENHART Barbara												
15	ROCHA Francielle												
18	TALESKA Eduarda	4/8	50			4/8				1			
22	FIER de MOURA Mayara												
81	FACHINELLO Deonise	5/6	83	4/4		1/2							
84	PESSOA Mayssa Raquel												
	Bench/Team												
	Totals	31/45	69	10/11	4/8	11/20	1/1	3/3	2/2	2	8		

Goalkeepers		Saves							
No.	Name	S/S	%	6m	Wing	9m	7m	FB	BT
12	ARENHART Barbara	3/15	20	1/4	1/2	1/4	0/4		0/1
84	PESSOA Mayssa Raquel	6/19	32	4/8	0/1	1/3	0/3	0/1	1/3
	Totals	9/37	24	5/13	1/3	2/7	0/7	0/2	1/5

RUNNING SCORE
NOR - BRA

1st Half

OFTEDAL SB	1 (1) 0	
	1 (2) 1	FACHINELLO D
OFTEDAL SB	2 (4) 1	
	2 (5) 2	MARTINEZ A
	2 (6) 3	FRANCA da SILVA F
	2 (7) 4	TALESKA E
	2 (9) 5	BELO AP
MORK N	3 (10) 5	
HERREM C	4 (12) 5	
	4 (14) 6	PIEADA D
	4 (15) 7	BELO AP
KRISTIANSEN V	5 (15) 7	
	5 (16) 8	BELO AP
LOKE H	6 (17) 8	
	6 (17) 9	MARTINEZ A
	6 (18) 10	PIEADA D
	6 (19) 11	BELO AP
MORK N	7 (19) 11	
LOKE H	8 (20) 11	
	8 (21) 12	QUINTINO J
MORK N	9 (21) 12	
KOREN LKR	10 (22) 12	
	10 (23) 13	FACHINELLO D
MORK N	11 (23) 13	
	11 (23) 14	BELO AP
LOKE H	12 (24) 14	
	12 (24) 15	PIEADA D
LOKE H	13 (25) 15	
MORK N	14 (26) 15	
	14 (27) 16	FACHINELLO D
	14 (28) 17	TALESKA E
KOREN LKR	15 (29) 17	
ARNTZEN EH	16 (30) 17	

2nd Half

	16 (32) 18	BELO AP
MORK N	17 (35) 18	
KURTOVIC A	18 (36) 18	
	18 (38) 19	BELO AP
	18 (40) 20	FACHINELLO D
MORK N	19 (42) 20	
	19 (42) 21	BELO AP
MORK N	20 (42) 21	
	20 (43) 22	BELO AP
LOKE H	21 (44) 22	
	21 (44) 23	TALESKA E
	21 (47) 24	BELO AP
	21 (48) 25	FRANCA da SILVA F
	21 (49) 26	QUINTINO J
	21 (50) 27	FACHINELLO D
MORK N	22 (52) 27	
	22 (53) 28	FRANCA da SILVA F
MORK N	23 (54) 28	
MORK N	24 (54) 28	
	24 (55) 29	BELO AP
OFTEDAL SB	25 (56) 29	
	25 (57) 30	TALESKA E
HERREM C	26 (58) 30	
	26 (59) 31	BELO AP
LOKE H	27 (59) 31	
MORK N	28 (60) 31	

Legend:

%	Efficiency	2Min	2 Minute Suspensions	6m	6-metre Shots	7m	7-metre Shots
9m	9-metre Shots	BT	Breakthroughs	BC	Blue Cards	FB	Fast Breaks
G/S	Goals/Shots	No.	Uniform Number	RC	Red Cards	S/S	Saves/Shots
Wing	Wing Shots	YC	Yellow Cards				

remove of red card for player number 2 (BRA) due to 3rd time 2 minutes suspension



Match Team Statistics

Estatística da partida por equipe / Statistiques du match par équipe

REVISED
06.08.2016 13:03

Match 1

NOR 28 - 31 BRA

(16 - 17) (12 - 14)

Referees: HORACEK Vaclav / NOVOTNY Jiri (CZE)

NOR - Norway

Players		Shots								Offence		Defence		Punishments			TP	
No.	Name	G/S	%	6m	Wing	9m	7m	FB	BT	AS	TO	ST	BS	YC	2Min	RC		BC
1	GRIMSBO Kari Aalvik										1							43:00
2	MOLID Mari													1	1			24:21
3	ARNTZEN Emilie Hegh	1/2	50			0/1				1/1		1	1		1			29:13
4	KRISTIANSEN Veronica	1/7	14	0/3		0/3				1/1		1	1	1				39:37
5	ALSTAD Ida	0/1	0				0/1											0:15
6	LOKE Heidi	6/8	75	5/7		1/1				4		1						54:43
9	MORK Nora	12/12	100			3/3	7/7			2/2	2	3						31:13
10	OFTEDAL Stine Bredal	3/6	50	2/3		1/2				0/1	8	2						53:20
14	FRAFJORD Marit Malm												1					9:26
16	LUNDE Katrine																	15:46
18	KOREN Linn-Kristin Riegelhuth	2/2	100	1/1				1/1				1						8:39
22	KURTOVIC Amanda	1/3	33		0/2			1/1		1	1	1						50:27
23	HERREM Camilla	2/3	67	0/1	2/2													52:11
24	SOLBERG Sanna																	7:49
Bench/Team																		
Totals		28/44	64	8/15	2/4	5/10	7/8	2/2	4/5	15	9	4	2	2	2			

Goalkeepers		Total Shots		6m Shots		Wing Shots		9m Shots		7m Shots		Fast Breaks		Breakthroughs	
No.	Name	S/S	%	S/S	%	S/S	%	S/S	%	S/S	%	S/S	%	S/S	%
1	GRIMSBO Kari Aalvik	6/28	21	1/9	11	1/4	25	4/13	31	0/1	0			0/1	0
16	LUNDE Katrine	2/10	20	0/2	0	0/1	0	2/4	50			0/2	0	0/1	0
Totals		8/39	21	1/11	9	1/5	20	6/17	35	0/1	0	0/3	0	0/2	0

Team Shots	Goals	Saves	Missed	Post	Blocked	Total	%
6m Shots	8	5	1		1	15	53
Wing Shots	2	1		1		4	50
9m Shots	5	2	1		2	10	50
7m Shots	7		1		N/A	8	88
Fast Breaks	2					2	100
Breakthroughs	4	1				5	80
Totals	28	9	3	1	3	44	64

Number of Attacks: 51, Scoring Efficiency: 55%



Match Team Statistics

Estatística da partida por equipe / Statistiques du match par équipe

REVISED
06.08.2016 13:03

Match 1

NOR 28 - 31 BRA
(16 - 17) (12 - 14)

Referees: HORACEK Vaclav / NOVOTNY Jiri (CZE)

NOR - Norway

Shots Distribution

Players

Goals / Shots

1 GRIMSBO KA	2 MOLID M	3 ARNTZEN EH	4 KRISTIANSEN V	5 ALSTAD I	6 LOKE H	9 MORK N
			0/1		2/2	1/1
					0/1	2/2
		1/2		1/1	1/1	1/1
						2/2
						4/4

2-Missed 3-Blocked 1-Missed

10 OFTEDAL SB	14 FRAFJORD MM	16 LUNDE K	18 KOREN LKR	22 KURTOVIC A	23 HERREM C	24 SOLBERG S
0/1				1/1		
0/1			1/1		0/1	
2/2			1/1		1/1	
				0/1		


1-Post

Team
Goals / Shots

4/4	2/3	1/3
4/5	1/3	1/2
7/7	1/1	7/9

3-Missed 1-Post 3-Blocked

Offence



Goalkeepers
Saves / Shots

1/2	0/2	1/5
4/6		0/6
1/9		1/9

1 GRIMSBO KA

1/1	0/1	1/4
2/4		0/2
1/9		1/7

16 LUNDE K

0/1		0/1
2/2		0/4
		0/2



Match Team Statistics

Estatística da partida por equipe / Statistiques du match par équipe

REVISED
06.08.2016 13:03

Match 1

NOR 28 - 31 BRA

(16 - 17) (12 - 14)

Referees: HORACEK Vaclav / NOVOTNY Jiri (CZE)

BRA - Brazil

Players		Shots								Offence		Defence		Punishments			TP	
No.	Name	G/S	%	6m	Wing	9m	7m	FB	BT	AS	TO	ST	BS	YC	2Min	RC		BC
2	DINIZ Fabiana														3			23:46
3	MARTINEZ Alexandra	2/3	67	1/1	1/2													25:08
4	ROCHA Samira	0/1	0		0/1						1	1			2			19:53
5	PIEADADE Daniela	3/3	100	3/3						2			1		1			34:17
7	LIMA de ARAUJO Tamires																	10:37
8	FRANCA da SILVA Fernanda	3/4	75	0/1	2/2			1/1				2		1	1			40:58
9	BELO Ana Paula	12/16	75	2/2		6/10	1/1	1/1	2/2	2	2							58:05
10	QUINTINO Jessica	2/4	50		1/3			1/1		1		1						34:52
12	ARENHART Barbara																	20:48
15	ROCHA Francielle										1							3:39
18	TALESKA Eduarda	4/8	50			4/8				4	3		2	1				56:19
22	FIER de MOURA Mayara																	4:17
81	FACHINELLO Deonise	5/6	83	4/4		1/2				1					1			53:33
84	PESSOA Mayssa Raquel																	33:48
Bench/Team																		
Totals		31/45	69	10/11	4/8	11/20	1/1	3/3	2/2	10	7	4	3	2	8			

Goalkeepers		Total Shots		6m Shots		Wing Shots		9m Shots		7m Shots		Fast Breaks		Breakthroughs	
No.	Name	S/S	%	S/S	%	S/S	%	S/S	%	S/S	%	S/S	%	S/S	%
12	ARENHART Barbara	3/15	20	1/4	25	1/2	50	1/4	25	0/4	0			0/1	0
84	PESSOA Mayssa Raquel	6/19	32	4/8	50	0/1	0	1/3	33	0/3	0	0/1	0	1/3	33
Totals		9/37	24	5/13	38	1/3	33	2/7	29	0/7	0	0/2	0	1/5	20

Team Shots	Goals	Saves	Missed	Post	Blocked	Total	%
6m Shots	10	1				11	91
Wing Shots	4	1	2	1		8	50
9m Shots	11	6	1		2	20	55
7m Shots	1				N/A	1	100
Fast Breaks	3					3	100
Breakthroughs	2					2	100
Totals	31	8	3	1	2	45	69

Number of Attacks: 50, Scoring Efficiency: 62%



Match Team Statistics

Estatística da partida por equipe / Statistiques du match par équipe

REVISED
06.08.2016 13:03

Match 1

NOR 28 - 31 BRA
(16 - 17) (12 - 14)

Referees: HORACEK Vaclav / NOVOTNY Jiri (CZE)

BRA - Brazil

Shots Distribution

Players

Goals / Shots

2 DINIZ F	3 MARTINEZ A	4 ROCHA S	5 PIEDADE D	7 LIMA de ARAUJO T	8 FRANCA da SILVA F	9 BELO AP
		0/1				1/1 2/2
			1/1			2/4 3/3
	1/1 1/1		1/1		1/1 1/1	2/2 2/3

1-Missed

1-Blocked

10 QUINTINO J	12 ARENHART B	15 ROCHA F	18 TALESKA E	22 FIER de MOURA M	81 FACHINELLO D	84 PESSOA MR
1/1 1/1			0/1		0/1 2/2	
			2/3 2/2		2/2 1/1	


1-Missed 1-Post

1-Missed 1-Blocked

Team
Goals / Shots

1/2	2/2	4/5
2/6		6/6
8/9		8/9

3-Missed 1-Post 2-Blocked



Goalkeepers
Saves / Shots

0/4	1/3	2/3
1/5	2/3	1/2
0/7	0/1	2/9

12 ARENHART B

0/2	1/1	
0/1	1/1	0/1
0/5		1/4

84 PESSOA MR

0/2	0/2	2/3
1/3	1/1	1/1
0/2		1/5

Legend:

%	Efficiency	2Min	2 Minute Suspensions	6m	6 metre Shots	7m	7 metre Shots	9m	9 metre Shots
AS	Assists	BS	Blocked Shots	BT	Breakthroughs	BC	Blue Cards	FB	Fast Breaks
G/S	Goals/Shots	N/A	Not Applicable	No.	Uniform Number	RC	Red Cards	S/S	Saves/Shots
ST	Steals	TO	Turnover	TP	Time Played	Wing	Wing Shots	YC	Yellow Cards

remove of red card for player number 2 (BRA) due to 3rd time 2 minutes suspension



Match Report
Relatório da partida / Rapport du match

Team A										Team B																						
A					NED - Netherlands					B					FRA - France																	
played in					in the hall					on					at					Spectators		Match Number										
Rio de Janeiro					Future Arena					SAT 6 AUG 2016					11:30					8,452		2										
Half-time (30')		A		B		End of playing time			A		B		1st extra time			A		B		2nd extra time			A		B		After penalty throws		A		B	
		6		10					14		18																					
Number of 7m		A		Team time-out			Full name of players and officials										Team time-out			B		Number of 7m										
		3/3		1	12:43	2	54:09	3																								
No.	Team A				G	YC	2'	RC	BC	No.	Team B				G	YC	2'	RC	BC													
6	van der HEIJDEN Laura				3	1				1	GLAUSER Laura																					
8	ABBINGH Lois				3					3	DANCETTE Blandine																					
9	van OLPHEN Sanne									5	AYGLON SAURINA Camille				1																	
10	SNELDER Danick						2			7	PINEAU Allison				5	1	1															
13	BROCH Yvette									8	LANDRE Laurisa				1																	
17	GROOT Nycke				3	1	2			10	ZAADI DEUNA Grace																					
18	DULFER Kelly						1	1		12	LEYNAUD Amandine																					
21	GOOS Michelle				1					13	HOUETTE Manon				1																	
23	JANKOVIC Jasmina									17	DEMBELE Siraba				3																	
24	SMEETS Martine				1					18	BULLEUX Chloe					1																
26	MALESTEIN Angela									24	EDWIGE Beatrice					1																
30	LUCIANO Ailly				1					27	NZE-MINKO Estelle																					
33	WESTER Tess									29	NIOMBLA Gnonsiane				2		1															
79	POLMAN Estavana				2					64	LACRABERE Alexandra				5		1															

Off.A	GROENER Henk					Off.A	KRUMBHOLZ Olivier				
Off.B	PORTENGEN Peter					Off.B	BARADAT Eric				
Off.C	KLIJN Debbie					Off.C	JUIN Gerard				
Off.D	HEISEN Jelle					Off.E	LAGNIAUX Franck				

A	Signatures of responsables for the teams (Off.A)		B
TP	Remarks of referees / IHF Official		TP

Referees	ROEN G (NOR)	Signatures	ARNTSEN K (NOR)	Signatures
Technical Officials	TK: PEREIRA SEDREZ S (BRA)		SK: VARTANYAN S (RUS)	
IHF Official	JENSEN B (DEN)			

Number of 7m scored/awarded to team A resp. B, goals (G), yellow cards (YC), red cards (RC), blue cards (BC) and team penalty (TP)



Results
Resultados / Résultats

Match 2

NED 14 - 18 FRA
(6 - 10) (8 - 8)

Referees: ROEN G (NOR) / ARNTSEN K (NOR)

NED - Netherlands

Players		Shots							Punishments				
No.	Name	G/S	%	6m	Wing	9m	7m	FB	BT	YC	2Min	RC	BC
6	van der HEIJDEN Laura	3/8	38	0/2		2/5	1/1			1			
8	ABBINGH Lois	3/10	30	0/1		1/7	2/2						
9	van OLPHEN Sanne	0/2	0			0/2							
10	SNELDER Danick										2		
13	BROCH Yvette												
17	GROOT Nycke	3/6	50	1/1		2/5				1	2		
18	DULFER Kelly									1	1		
21	GOOS Michelle	1/3	33		0/2			1/1					
23	JANKOVIC Jasmina												
24	SMEETS Martine	1/1	100		1/1								
26	MALESTEIN Angela												
30	LUCIANO Ailly	1/2	50		1/2								
33	WESTER Tess	0/1	0			0/1							
79	POLMAN Estavana	2/6	33	1/1		0/4		1/1					
Bench/Team													
Totals		14/39	36	2/5	2/5	5/24	3/3	2/2		3	5		

Goalkeepers		Saves							
No.	Name	S/S	%	6m	Wing	9m	7m	FB	BT
23	JANKOVIC Jasmina	0/2	0				0/2		
33	WESTER Tess	14/30	47	4/9	2/5	4/5	2/7	2/2	0/2
Totals		14/32	44	4/9	2/5	4/5	2/9	2/2	0/2

FRA - France

Players		Shots							Punishments				
No.	Name	G/S	%	6m	Wing	9m	7m	FB	BT	YC	2Min	RC	BC
1	GLAUSER Laura												
3	DANCETTE Blandine	0/1	0		0/1								
5	AYGLON SAURINA Camille	1/2	50			0/1			1/1				
7	PINEAU Allison	5/12	42	2/2		0/5	2/3	0/1	1/1	1	1		
8	LANDRE Laurisa	1/2	50	1/2									
10	ZAADI DEUNA Grace												
12	LEYNAUD Amandine												
13	HOUETTE Manon	1/1	100		1/1								
17	DEMBELE Siraba	3/3	100	1/1	2/2								
18	BULLEUX Chloe	0/1	0		0/1					1			
24	EDWIGE Beatrice									1			
27	NZE-MINKO Estelle	0/1	0					0/1					
29	NIOMBLA Gnonsiane	2/4	50	1/2		1/2					1		
64	LACRABERE Alexandra	5/10	50	0/2		0/1	5/7				1		
Bench/Team													
Totals		18/37	49	5/9	3/5	1/9	7/10	0/2	2/2	3	3		

Goalkeepers		Saves							
No.	Name	S/S	%	6m	Wing	9m	7m	FB	BT
1	GLAUSER Laura	2/5	40	1/1	1/1	0/1		0/2	
12	LEYNAUD Amandine	8/19	42	1/3	0/2	7/11	0/3		
Totals		10/24	42	2/4	1/3	7/12	0/3	0/2	

RUNNING SCORE
NED - FRA

1st Half

0 (3') 1 DEMBELE S
 1 (5') 1 ABBINGH L
 1 (5') 2 LACRABERE A
 1 (8') 3 PINEAU A
 1 (9') 4 DEMBELE S
 2 (9') 4 ABBINGH L
 2 (10') 5 LACRABERE A
 2 (13') 6 LACRABERE A
 3 (15') 6 van der HEIJDEN L
 3 (18') 7 LACRABERE A
 4 (20') 7 POLMAN E
 4 (20') 8 PINEAU A
 4 (23') 9 LACRABERE A
 4 (28') 10 PINEAU A
 5 (28') 10 SMEETS M
 6 (30') 10 ABBINGH L

2nd Half

7 (32') 10 GROOT N
 8 (33') 10 GROOT N
 8 (37') 11 DEMBELE S
 9 (38') 11 van der HEIJDEN L
 10 (39') 11 LUCIANO A
 10 (42') 12 PINEAU A
 11 (42') 12 van der HEIJDEN L
 12 (45') 12 POLMAN E
 12 (46') 13 AYGLON SAURINA C
 12 (47') 14 PINEAU A
 13 (50') 14 GOOS M
 13 (51') 15 NIOMBLA G
 13 (53') 16 NIOMBLA G
 13 (54') 17 HOUETTE M
 13 (58') 18 LANDRE L
 14 (60') 18 GROOT N

Legend:

%	Efficiency	2Min	2 Minute Suspensions	6m	6-metre Shots	7m	7-metre Shots
9m	9-metre Shots	BT	Breakthroughs	BC	Blue Cards	FB	Fast Breaks
G/S	Goals/Shots	No.	Uniform Number	RC	Red Cards	S/S	Saves/Shots
Wing	Wing Shots	YC	Yellow Cards				



Match Team Statistics

Estatística da partida por equipe / Statistiques du match par équipe

Match 2

NED 14 - 18 FRA

(6 - 10) (8 - 8)

Referees: ROEN Guro / ARNTSEN Kjersti (NOR)

NED - Netherlands

Players		Shots								Offence		Defence		Punishments			TP	
No.	Name	G/S	%	6m	Wing	9m	7m	FB	BT	AS	TO	ST	BS	YC	2Min	RC		BC
6	van der HEIJDEN Laura	3/8	38	0/2		2/5	1/1				4			1				29:06
8	ABBINGH Lois	3/10	30	0/1		1/7	2/2			1								39:22
9	van OLPHEN Sanne	0/2	0			0/2				1	2							20:25
10	SNELDER Danick									1	2				2			40:14
13	BROCH Yvette												1					23:53
17	GROOT Nycke	3/6	50	1/1		2/5				1	3	1		1	2			51:04
18	DULFER Kelly										1	1		1	1			24:32
21	GOOS Michelle	1/3	33		0/2			1/1		1								27:21
23	JANKOVIC Jasmina																	1:09
24	SMEETS Martine	1/1	100		1/1						1							29:14
26	MALESTEIN Angela										1							26:26
30	LUCIANO Ailly	1/2	50		1/2							1						33:05
33	WESTER Tess	0/1	0			0/1					1							53:17
79	POLMAN Estavana	2/6	33	1/1		0/4		1/1			2							20:52
Bench/Team																		
Totals		14/39	36	2/5	2/5	5/24	3/3	2/2		5	17	3	1	3	5			

Goalkeepers		Total Shots		6m Shots		Wing Shots		9m Shots		7m Shots		Fast Breaks		Breakthroughs	
No.	Name	S/S	%	S/S	%	S/S	%	S/S	%	S/S	%	S/S	%	S/S	%
23	JANKOVIC Jasmina	0/2	0							0/2	0				
33	WESTER Tess	14/30	47	4/9	44	2/5	40	4/5	80	2/7	29	2/2	100	0/2	0
Totals		14/32	44	4/9	44	2/5	40	4/5	80	2/9	22	2/2	100	0/2	0

Team Shots	Goals	Saves	Missed	Post	Blocked	Total	%
6m Shots	2	2		1		5	40
Wing Shots	2	1		2		5	40
9m Shots	5	7	2	2	8	24	21
7m Shots	3				N/A	3	100
Fast Breaks	2					2	100
Breakthroughs							
Totals	14	10	2	5	8	39	36

Number of Attacks: 50, Scoring Efficiency: 28%



Match Team Statistics

Estatística da partida por equipe / Statistiques du match par équipe

Match 2

NED 14 - 18 FRA

(6 - 10) (8 - 8)

Referees: ROEN Guro / ARNTSEN Kjersti (NOR)

NED - Netherlands

Shots Distribution

Players

Goals / Shots

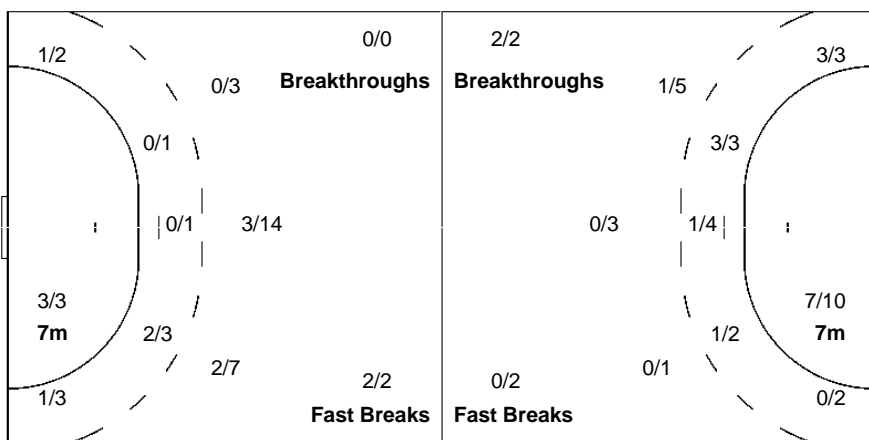
6 van der HEIJDEN L	8 ABBINGH L	9 van OLPHEN S	10 SNELDER D	13 BROCH Y	17 GROOT N	18 DULFER K
0/1 1/1	0/1	0/1			2/2 1/1	
1/2 1/1						
0/1	1/2 2/2	0/1				
2-Blocked	1-Post 4-Blocked				2-Post 1-Blocked	

21 GOOS M	23 JANKOVIC J	24 SMEETS M	26 MALESTEIN A	30 LUCIANO A	33 WESTER T	79 POLMAN E
1/1 0/1						0/1
		1/1		1/1		0/1
1-Post				1-Post	1-Missed	1-Missed 1-Blocked

Team
Goals / Shots

2/3	0/1	2/3
2/3		1/3
3/4	1/1	3/6
2-Missed	5-Post	8-Blocked

Offence



Goalkeepers
Saves / Shots

2/3	1/2	3/6
2/3	1/1	0/3
2/9	1/1	2/4

23 JANKOVIC J

		0/1
0/1		

33 WESTER T

2/3	1/2	3/6
2/3	1/1	0/2
2/8	1/1	2/4



Match Team Statistics

Estatística da partida por equipe / Statistiques du match par équipe

Match 2

NED 14 - 18 FRA

(6 - 10) (8 - 8)

Referees: ROEN Guro / ARNTSEN Kjersti (NOR)

FRA - France

Players		Shots								Offence		Defence		Punishments			TP	
No.	Name	G/S	%	6m	Wing	9m	7m	FB	BT	AS	TO	ST	BS	YC	2Min	RC		BC
1	GLAUSER Laura																	17:46
3	DANCETTE Blandine	0/1	0		0/1					1								41:19
5	AYGLON SAURINA Camille	1/2	50			0/1				1	1		1					35:10
7	PINEAU Allison	5/12	42	2/2		0/5	2/3	0/1	1/1	1	1	1	2	1	1			50:36
8	LANDRE Laurisa	1/2	50	1/2						1								15:50
10	ZAADI DEUNA Grace																	0:00
12	LEYNAUD Amandine											1						42:14
13	HOUETTE Manon	1/1	100		1/1						1	1						8:27
17	DEMBELE Siraba	3/3	100	1/1	2/2					1	2							51:33
18	BULLEUX Chloe	0/1	0		0/1										1			11:26
24	EDWIGE Beatrice									1	1		4	1				41:38
27	NZE-MINKO Estelle	0/1	0					0/1			2	1						28:40
29	NIOMBLA Gnonsiane	2/4	50	1/2		1/2				2	4					1		31:46
64	LACRABERE Alexandra	5/10	50	0/2		0/1	5/7			3	5		1			1		43:35
Bench/Team																		
Totals		18/37	49	5/9	3/5	1/9	7/10	0/2	2/2	11	17	4	8	3	3			

Goalkeepers		Total Shots		6m Shots		Wing Shots		9m Shots		7m Shots		Fast Breaks		Breakthroughs	
No.	Name	S/S	%	S/S	%	S/S	%	S/S	%	S/S	%	S/S	%	S/S	%
1	GLAUSER Laura	2/5	40	1/1	100	1/1	100	0/1	0			0/2	0		
12	LEYNAUD Amandine	8/19	42	1/3	33	0/2	0	7/11	64	0/3	0				
Totals		10/24	42	2/4	50	1/3	33	7/12	58	0/3	0	0/2	0		

Team Shots	Goals	Saves	Missed	Post	Blocked	Total	%
6m Shots	5	4				9	56
Wing Shots	3	2				5	60
9m Shots	1	4	2	1	1	9	11
7m Shots	7	2			N/A	10	70
Fast Breaks		2				2	0
Breakthroughs	2					2	100
Totals	18	14	2	1	1	37	49

Number of Attacks: 50, Scoring Efficiency: 36%



Match Team Statistics

Estatística da partida por equipe / Statistiques du match par équipe

Match 2

NED 14 - 18 FRA
(6 - 10) (8 - 8)

Referees: ROEN Guro / ARNTSEN Kjersti (NOR)

FRA - France

Shots Distribution

Players

Goals / Shots

1 GLAUSER L	3 DANCETTE B	5 AYGLON SAURINA C	7 PINEAU A	8 LANDRE L	10 ZAADI DEUNA G	12 LEYNAUD A
	0/1		1/3			
			0/1	1/1		
		1/2	1/1	0/1		

2-Missed 1-Post 1-Blocked

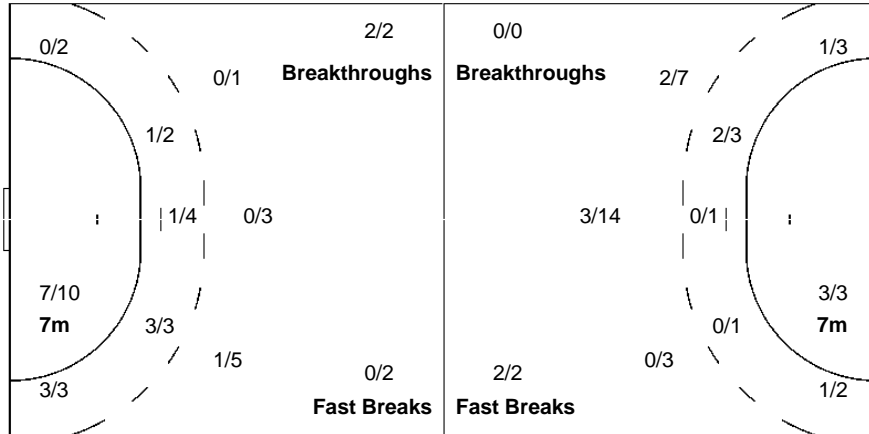
13 HOUETTE M	17 DEMBELE S	18 BULLEUX C	24 EDWIGE B	27 NZE-MINKO E	29 NIOMBLA G	64 LACRABERE A
	1/1	0/1			0/1 0/1 1/1	1/1 1/1 0/1
1/1						0/1
	2/2			0/1	1/1	3/3 0/1 0/1

Team
Goals / Shots

1/3	1/2	3/6
1/3	0/1	3/3
7/9	0/1	2/4

2-Missed 1-Post 1-Blocked

Offence



Goalkeepers
Saves / Shots

1/3	1/1	1/3
1/3		2/3
1/4	0/1	3/6

1 GLAUSER L

		0/1
1/2		1/1
0/1		

12 LEYNAUD A

1/3	1/1	1/2
0/1		1/2
1/3	0/1	3/6

Legend:	% Efficiency	2Min 2 Minute Suspensions	6m 6 metre Shots	7m 7 metre Shots	9m 9 metre Shots
AS Assists	BS Blocked Shots	BT Breakthroughs	BC Blue Cards	FB Fast Breaks	
G/S Goals/Shots	N/A Not Applicable	No. Uniform Number	RC Red Cards	S/S Saves/Shots	
ST Steals	TO Turnover	TP Time Played	Wing Wing Shots	YC Yellow Cards	



Match Report
Relatório da partida / Rapport du match

Team A										Team B																			
A					MNE - Montenegro					B					ESP - Spain														
played in					in the hall					on					at					Spectators		Match Number							
Rio de Janeiro					Future Arena					SAT 6 AUG 2016					16:40					8,115		4							
Half-time (30')		A		B		End of playing time		A		B		1st extra time		A		B		2nd extra time		A		B		After penalty throws		A		B	
Number of 7m		A		Team time-out		Full name of players and officials										Team time-out		B		Number of 7m									
3/5		1		16:38		2		3		1		28:33		2		57:49		3		5/5									
No.	Team A					G	YC	2'	RC	BC	No.	Team B					G	YC	2'	RC	BC								
1	RAJCIC Marina										2	LOPEZ Marta					1												
2	PETROVIC Radmila					4					4	MARTIN Carmen					2												
4	RADICEVIC Jovanka					4	1				6	ALBERTO Neli					4												
9	JAUKOVIC Durdina					2					9	MANGUE Marta					1												
10	BULATOVIC Andela							2			10	AGUILAR Macarena					2												
15	KLIKOVAC Andrea										12	NAVARRO Silvia																	
17	POPOVIC Bojana						1				14	CHAVEZ Elizabet					1												
22	BARJAKTAROVIC Sonja										17	PINEDO Elizabeth					4												
32	BULATOVIC Katarina					5					25	PENA Nerea					4												
66	RAMUSOVIC Ema										27	GONZALEZ Lara						1	1										
77	MEHMEDOVIC Majda					2					30	ELORZA Patricia						1											
88	PAVICEVIC Biljana										35	EGOZKUE Naiara					2												
90	RAICEVIC Milena					1		1			48	ZOQBI Darly																	
92	LAZOVIC Suzana					1		1			86	CABRAL Alexandrina					4	1											

Off.A	BESLIJA Emir					Off.A	DUENAS Jorge				
Off.B	ADZIC Dragan					Off.B	ETAYO Manuel				
Off.C	DONOVIC Vlatko					Off.C	FLORES Cesareo				
Off.D	MATIC Aleksandar					Off.D	ONCINA Noelia				

A	Signatures of responsables for the teams (Off.A)		B
TP	Remarks of referees / IHF Official		TP

Referees	Signatures		Signatures	
	BONAVENTURA C (FRA)		BONAVENTURA J (FRA)	
Technical Officials	Signatures		Signatures	
	TK: REISINGER G (AUT)		SK: STASOVA J (SVK)	
IHF Official	Signatures		Signatures	
	OIE SO (NOR)			

Number of 7m scored/awarded to team A resp. B, goals (G), yellow cards (YC), red cards (RC), blue cards (BC) and team penalty (TP)



Results

Resultados / Résultats

Match 4

MNE 19 - 25 ESP

(10 - 14) (9 - 11)

Referees: BONAVENTURA C (FRA) / BONAVENTURA J (FRA)

MNE - Montenegro

Players		Shots								Punishments			
No.	Name	G/S	%	6m	Wing	9m	7m	FB	BT	YC	2Min	RC	BC
1	RAJCIC Marina												
2	PETROVIC Radmila	4/7	57		1/3	0/1	2/2	1/1					
4	RADICEVIC Jovanka	4/6	67	2/3	1/1		0/1	1/1		1			
9	JAUKOVIC Durdina	2/4	50			1/3		1/1					
10	BULATOVIC Andela	0/1	0	0/1							2		
15	KLIKOVAC Andrea												
17	POPOVIC Bojana									1			
22	BARJAKTAROVIC Sonja												
32	BULATOVIC Katarina	5/12	42	2/2		2/8	1/2						
66	RAMUSOVIC Ema												
77	MEHMEDOVIC Majda	2/4	50	1/1	0/2			1/1					
88	PAVICEVIC Biljana												
90	RAICEVIC Milena	1/4	25	1/2		0/1			0/1		1		
92	LAZOVIC Suzana	1/3	33	1/3								1	
	Bench/Team												
Totals		19/41	46	7/12	2/6	3/13	3/5	4/4	0/1	2	4		

Goalkeepers		Saves							
No.	Name	S/S	%	6m	Wing	9m	7m	FB	BT
1	RAJCIC Marina	1/10	10	1/2	0/3	0/1	0/3	0/1	
22	BARJAKTAROVIC Sonja	3/19	16	1/5	1/3	1/2	0/2	0/4	0/3
Totals		4/29	14	2/7	1/6	1/3	0/5	0/5	0/3

ESP - Spain

Players		Shots								Punishments			
No.	Name	G/S	%	6m	Wing	9m	7m	FB	BT	YC	2Min	RC	BC
2	LOPEZ Marta	1/1	100		1/1								
4	MARTIN Carmen	2/3	67		2/3								
6	ALBERTO Neli	4/6	67	1/1		1/3	2/2						
9	MANGUE Marta	1/8	13	0/1		0/3		1/1	0/3				
10	AGUILAR Macarena	2/3	67	1/2					1/1				
12	NAVARRO Silvia												
14	CHAVEZ Elizabet	1/3	33	1/3									
17	PINEDO Elizabeth	4/4	100	1/1	2/2			1/1					
25	PENA Nerea	4/4	100			1/1	1/1		2/2				
27	GONZALEZ Lara									1	1		
30	ELORZA Patricia	0/1	0	0/1						1			
35	EGOZKUE Naiara	2/2	100	1/1				1/1					
48	ZOQBI Darly												
86	CABRAL Alexandrina	4/6	67			0/2	2/2	2/2		1			
	Bench/Team												
Totals		25/41	61	5/10	5/6	2/9	5/5	5/5	3/6	3	1		

Goalkeepers		Saves							
No.	Name	S/S	%	6m	Wing	9m	7m	FB	BT
12	NAVARRO Silvia	15/33	45	4/11	3/5	7/10	1/3	0/4	
48	ZOQBI Darly	1/2	50				1/2		
Totals		16/35	46	4/11	3/5	7/10	2/5	0/4	

RUNNING SCORE**MNE - ESP****1st Half**

	0 (1)	1	MARTIN C
	0 (3)	2	CABRAL A
PETROVIC R	1 (4)	2	
	1 (5)	3	PINEDO E
PETROVIC R	2 (6)	3	
	2 (8)	4	PENA N
	2 (8)	5	CABRAL A
PETROVIC R	3 (10)	5	
	3 (10)	6	CHAVEZ E
BULATOVIC K	4 (12)	6	
	4 (15)	7	PENA N
	4 (17)	8	PENA N
	4 (17)	9	PINEDO E
	4 (20)	10	EGOZKUE N
BULATOVIC K	5 (21)	10	
RAICEVIC M	6 (22)	10	
	6 (22)	11	ALBERTO N
RADICEVIC J	7 (25)	11	
	7 (26)	12	PENA N
LAZOVIC S	8 (27)	12	
	8 (27)	13	MARTIN C
BULATOVIC K	9 (28)	13	
RADICEVIC J	10 (29)	13	
	10 (30)	14	ALBERTO N

2nd Half

	10 (31)	15	CABRAL A
	10 (32)	16	MANGUE M
MEHMEDOVIC M	11 (34)	16	
	11 (36)	17	AGUILAR M
MEHMEDOVIC M	12 (38)	17	
	12 (40)	18	ALBERTO N
	12 (41)	19	ALBERTO N
PETROVIC R	13 (43)	19	
RADICEVIC J	14 (44)	19	
	14 (45)	20	LOPEZ M
RADICEVIC J	15 (48)	20	
	15 (48)	21	PINEDO E
	15 (50)	22	PINEDO E
	15 (52)	23	CABRAL A
BULATOVIC K	16 (52)	23	
	16 (54)	24	EGOZKUE N
BULATOVIC K	17 (57)	24	
JAUKOVIC D	18 (59)	24	
	18 (59)	25	AGUILAR M
JAUKOVIC D	19 (60)	25	

Legend:

%	Efficiency	2Min	2 Minute Suspensions	6m	6-metre Shots	7m	7-metre Shots
9m	9-metre Shots	BT	Breakthroughs	BC	Blue Cards	FB	Fast Breaks
G/S	Goals/Shots	No.	Uniform Number	RC	Red Cards	S/S	Saves/Shots
Wing	Wing Shots	YC	Yellow Cards				



Match Team Statistics

Estatística da partida por equipe / Statistiques du match par équipe

Match 4

MNE 19 - 25 ESP

(10 - 14) (9 - 11)

Referees: BONAVENTURA Charlotte / BONAVENTURA Julie (FRA)

MNE - Montenegro

Players		Shots								Offence		Defence		Punishments			TP	
No.	Name	G/S	%	6m	Wing	9m	7m	FB	BT	AS	TO	ST	BS	YC	2Min	RC		BC
1	RAJCIC Marina																	21:18
2	PETROVIC Radmila	4/7	57		1/3	0/1	2/2	1/1		1		1						46:37
4	RADICEVIC Jovanka	4/6	67	2/3	1/1		0/1	1/1		3	3	2		1				48:45
9	JAUKOVIC Durdina	2/4	50			1/3		1/1					1					23:11
10	BULATOVIC Andela	0/1	0	0/1							3		1		2			31:55
15	KLIKOVAC Andrea																	6:21
17	POPOVIC Bojana									1	3					1		37:27
22	BARJAKTAROVIC Sonja										1							38:48
32	BULATOVIC Katarina	5/12	42	2/2		2/8	1/2			2	3	1						38:33
66	RAMUSOVIC Ema																	0:00
77	MEHMEDOVIC Majda	2/4	50	1/1	0/2			1/1										50:08
88	PAVICEVIC Biljana										1							9:52
90	RAICEVIC Milena	1/4	25	1/2		0/1			0/1	3	2	2				1		34:59
92	LAZOVIC Suzana	1/3	33	1/3						2	1					1		32:06
Bench/Team																		
Totals		19/41	46	7/12	2/6	3/13	3/5	4/4	0/1	12	17	6	2	2	4			

Goalkeepers		Total Shots		6m Shots		Wing Shots		9m Shots		7m Shots		Fast Breaks		Breakthroughs	
No.	Name	S/S	%	S/S	%	S/S	%	S/S	%	S/S	%	S/S	%	S/S	%
1	RAJCIC Marina	1/10	10	1/2	50	0/3	0	0/1	0	0/3	0	0/1	0		
22	BARJAKTAROVIC Sonja	3/19	16	1/5	20	1/3	33	1/2	50	0/2	0	0/4	0	0/3	0
Totals		4/29	14	2/7	29	1/6	17	1/3	33	0/5	0	0/5	0	0/3	0

Team Shots	Goals	Saves	Missed	Post	Blocked	Total	%
6m Shots	7	4		1		12	58
Wing Shots	2	3		1		6	33
9m Shots	3	7		3		13	23
7m Shots	3	2			N/A	5	60
Fast Breaks	4					4	100
Breakthroughs				1		1	0
Totals	19	16		6		41	46

Number of Attacks: 52, Scoring Efficiency: 37%



Match Team Statistics

Estatística da partida por equipe / Statistiques du match par équipe

Match 4

MNE 19 - 25 ESP

(10 - 14) (9 - 11)

Referees: BONAVENTURA Charlotte / BONAVENTURA Julie (FRA)

MNE - Montenegro

Shots Distribution

Players

Goals / Shots

1 RAJCIC M	2 PETROVIC R	4 RADICEVIC J	9 JAUKOVIC D	10 BULATOVIC A	15 KLIKOVAC A	17 POPOVIC B
	2/2	0/1 1/1	1/2			
	0/1	3/4		0/1		
	1/1	1/1	0/1 1/1			

2-Post

22 BARJAKTAROVIC S	32 BULATOVIC K	66 RAMUSOVIC E	77 MEHMEDOVIC M	88 PAVICEVIC B	90 RAICEVIC M	92 LAZOVIC S
	1/1		1/2		0/1	1/1
	2/4 1/1 0/1				1/1	0/1
	0/1	1/2	1/2			0/1

2-Post


2-Post

Team
Goals / Shots

2/4	1/3	4/4
2/6	1/1	4/7
1/2	1/4	3/4

6-Post

Offence



Goalkeepers
Saves / Shots

0/1	1/5	0/4
0/1		2/6
1/6	0/5	0/1

1 RAJCIC M

0/1	0/1	0/1
		1/1
0/2	0/4	

22 BARJAKTAROVIC S

	1/4	0/3
0/1		1/5
1/4	0/1	0/1



Match Team Statistics

Estatística da partida por equipe / Statistiques du match par équipe

Match 4

MNE 19 - 25 ESP

(10 - 14) (9 - 11)

Referees: BONAVENTURA Charlotte / BONAVENTURA Julie (FRA)

ESP - Spain

Players		Shots								Offence		Defence		Punishments			TP	
No.	Name	G/S	%	6m	Wing	9m	7m	FB	BT	AS	TO	ST	BS	YC	2Min	RC		BC
2	LOPEZ Marta	1/1	100		1/1					1								21:16
4	MARTIN Carmen	2/3	67		2/3						2							36:17
6	ALBERTO Neli	4/6	67	1/1		1/3	2/2			3	1	1						35:00
9	MANGUE Marta	1/8	13	0/1		0/3		1/1	0/3	4	2	1						37:10
10	AGUILAR Macarena	2/3	67	1/2					1/1	2	3							23:01
12	NAVARRO Silvia																	58:04
14	CHAVEZ Elizabet	1/3	33	1/3						1								37:32
17	PINEDO Elizabeth	4/4	100	1/1	2/2			1/1				2						50:01
25	PENA Nerea	4/4	100			1/1	1/1		2/2	2	2							11:20
27	GONZALEZ Lara									1	1			1	1			33:39
30	ELORZA Patricia	0/1	0	0/1										1				16:43
35	EGOKUE Naiara	2/2	100	1/1				1/1										18:32
48	ZOQBI Darly																	1:43
86	CABRAL Alexandrina	4/6	67			0/2	2/2	2/2			3	1		1				39:42
Bench/Team																		
Totals		25/41	61	5/10	5/6	2/9	5/5	5/5	3/6	14	14	5		3	1			

Goalkeepers		Total Shots		6m Shots		Wing Shots		9m Shots		7m Shots		Fast Breaks		Breakthroughs	
No.	Name	S/S	%	S/S	%	S/S	%	S/S	%	S/S	%	S/S	%	S/S	%
12	NAVARRO Silvia	15/33	45	4/11	36	3/5	60	7/10	70	1/3	33	0/4	0		
48	ZOQBI Darly	1/2	50							1/2	50				
Totals		16/35	46	4/11	36	3/5	60	7/10	70	2/5	40	0/4	0		

Team Shots	Goals	Saves	Missed	Post	Blocked	Total	%
6m Shots	5	2	3			10	50
Wing Shots	5	1				6	83
9m Shots	2	1	3	1	2	9	22
7m Shots	5				N/A	5	100
Fast Breaks	5					5	100
Breakthroughs	3		3			6	50
Totals	25	4	9	1	2	41	61

Number of Attacks: 52, Scoring Efficiency: 48%



Match Team Statistics

Estatística da partida por equipe / Statistiques du match par équipe

Match 4

MNE 19 - 25 ESP

(10 - 14) (9 - 11)

Referees: BONAVENTURA Charlotte / BONAVENTURA Julie (FRA)

ESP - Spain

Shots Distribution

Players

Goals / Shots

2 LOPEZ M	4 MARTIN C	6 ALBERTO N	9 MANGUE M	10 AGUILAR M	12 NAVARRO S	14 CHAVEZ E
	1/1	1/1	1/1 0/1	1/1 1/1		0/1
1/1	0/1 1/1	1/1 1/1				1/1

1-Post 1-Blocked 5-Missed

1-Blocked 1-Missed

1-Missed

17 PINEDO E	25 PENA N	27 GONZALEZ L	30 ELORZA P	35 EGOZKUE N	48 ZOQBI D	86 CABRAL A
1/1	1/1 1/1					1/1
1/1 1/1	1/1		0/1			2/2
1/1 1/1	1/1			1/1 1/1		1/1

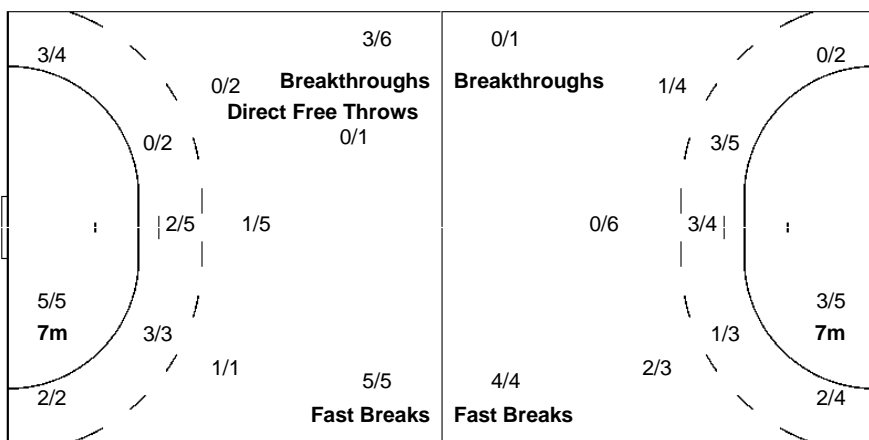
2-Missed

Team
Goals / Shots

1/1	4/5	4/4
1/1		4/6
5/6	5/5	1/1

9-Missed 1-Post 2-Blocked

Offence



Goalkeepers
Saves / Shots

2/4	2/3	0/4
4/6	0/1	3/7
1/2	3/4	1/4

12 NAVARRO S

2/4	2/3	0/4
4/6	0/1	2/6
1/2	3/4	1/3

48 ZOQBI D

		1/1
		0/1

Legend:	% Efficiency	2Min 2 Minute Suspensions	6m 6 metre Shots	7m 7 metre Shots	9m 9 metre Shots
AS Assists	BS Blocked Shots	BT Breakthroughs	BC Blue Cards	FB Fast Breaks	
G/S Goals/Shots	N/A Not Applicable	No. Uniform Number	RC Red Cards	S/S Saves/Shots	
ST Steals	TO Turnover	TP Time Played	Wing Wing Shots	YC Yellow Cards	



Match Report
Relatório da partida / Rapport du match

Team A										Team B																			
A										B																			
RUS - Russian Federation										KOR - Republic of Korea																			
played in					in the hall					on					at					Spectators					Match Number				
Rio de Janeiro					Future Arena					SAT 6 AUG 2016					14:40					6,975					3				
Half-time (30')		A		B		End of playing time		A		B		1st extra time		A		B		2nd extra time		A		B		After penalty throws		A		B	
Number of 7m		A		Team time-out		Full name of players and officials										Team time-out		B		Number of 7m									
1/1		1		18:04		2		33:27		3		55:12		1		9:46		2		38:05		3		41:28		3/3			
No.	Team A						G	YC	2'	RC	BC	No.	Team B						G	YC	2'	RC	BC						
1	SEDOYKINA Anna											1	OH Yongran																
2	KUZNETSOVA Polina						2					5	JUNG Yura						6	1									
7	DMITRIEVA Daria						1	1				11	RYU Eun Hee						3		1								
8	SEN Anna						2		1			12	PARK Mira																
10	AKOPIAN Olga											13	YOO Hyunji						2										
13	VYAKHIREVA Anna						5	1				14	KIM Jinyi						2		1								
15	SUDAKOVA Marina						6					15	CHOI Sumin						2	1	1								
17	BOBROVNIKOVA Vladlena						2					17	SIM Haein						2	1	3								
21	ZHILINSKAYTE Victoria						2		1			21	LEE Eunbi																
22	MARENNIKOVA Ekaterina						1		1			22	WOO Sunhee								1								
24	BLIZNOVA Irina						4					23	KIM Ona						6										
33	ILINA Ekaterina						2					24	GWON Han Na																
77	PETROVA Mayya						3					27	NAM Yeongsin																
88	KALININA Viktoriia											29	YU Sojeong						2										

Off.A	TREFILOV Evgenii	1				Off.A	LIM Young Chul				
Off.B	AKAPIAN Levon					Off.B	CHO Chihyo	1			
Off.C	ALMYASHEV Syait					Off.C	LIM Gyu Ha				
Off.D	KRASHENINNIKOV Igor					Off.D	KIM Mi Hyun				

A	Signatures of responsables for the teams (Off.A)		B
TP	Remarks of referees / IHF Official		TP

Referees	SANTOS D (POR)	Signatures	FONSECA R (POR)	Signatures
Technical Officials	TK: ADJEMIAN T (ARG)		SK: MITRUNEN P (FIN)	
IHF Official	HUELIN T (ESP)			

Number of 7m scored/awarded to team A resp. B, goals (G), yellow cards (YC), red cards (RC), blue cards (BC) and team penalty (TP)



Results
Resultados / Résultats

Match 3

RUS 30 - 25 KOR
(12 - 13) (18 - 12)

Referees: SANTOS D (POR) / FONSECA R (POR)

RUS - Russian Federation

Players		Shots							Punishments				
No.	Name	G/S	%	6m	Wing	9m	7m	FB	BT	YC	2Min	RC	BC
1	SEDOYKINA Anna												
2	KUZNETSOVA Polina	2/2	100		2/2								
7	DMITRIEVA Daria	1/4	25			1/2			0/2	1			
8	SEN Anna	2/2	100	1/1				1/1			1		
10	AKOPIAN Olga												
13	VYAKHIREVA Anna	5/6	83		2/2	1/2	1/1	1/1		1			
15	SUDAKOVA Marina	6/8	75		5/6			0/1	1/1				
17	BOBROVNIKOVA Vladlena	2/4	50	0/1		1/1			1/2				
21	ZHILINSKAYTE Victoria	2/4	50	0/1		0/1			2/2		1		
22	MARENNIKOVA Ekaterina	1/2	50					1/2			1		
24	BLIZNOVA Irina	4/5	80	1/1		1/2			2/2				
33	ILINA Ekaterina	2/2	100			1/1			1/1				
77	PETROVA Mayya	3/3	100	3/3									
88	KALININA Viktoriia												
	Bench/Team									1			
	Totals	30/42	71	5/7	9/10	5/9	1/1	3/5	7/10	3	3		

Goalkeepers		Saves							
No.	Name	S/S	%	6m	Wing	9m	7m	FB	BT
1	SEDOYKINA Anna	11/31	35	3/6	1/3	5/10	0/2	1/6	1/4
88	KALININA Viktoriia	11/16	69	3/4	3/4	4/5	0/1	0/1	1/1
	Totals	22/47	47	6/10	4/7	9/15	0/3	1/7	2/5

KOR - Republic of Korea

Players		Shots							Punishments				
No.	Name	G/S	%	6m	Wing	9m	7m	FB	BT	YC	2Min	RC	BC
1	OH Yongran												
5	JUNG Yura	6/6	100	2/2	1/1			3/3		1			
11	RYU Eun Hee	3/7	43		1/1	2/6					1		
12	PARK Mira												
13	YOO Hyunji	2/4	50	2/4									
14	KIM Jinyi	2/9	22	0/1		1/7		1/1			1		
15	CHOI Sumin	2/6	33		1/3	0/1		1/2		1	1		
17	SIM Haein	2/3	67	0/1					2/2	1	3		
21	LEE Eunbi	0/2	0		0/2								
22	WOO Sunhee	0/2	0		0/1						1		
23	KIM Ona	6/10	60	0/1		2/4	3/3		1/2				
24	GWON Han Na	0/5	0	0/2		0/3							
27	NAM Yeongsin												
29	YU Sojeong	2/3	67			1/2		1/1					
	Bench/Team									1			
	Totals	25/57	44	4/11	3/8	6/23	3/3	6/7	3/5	4	7		

Goalkeepers		Saves							
No.	Name	S/S	%	6m	Wing	9m	7m	FB	BT
1	OH Yongran	5/21	24	1/2	0/5	2/4	0/1	0/2	2/7
12	PARK Mira	4/18	22	1/5	0/4	1/4		1/2	1/3
	Totals	9/39	23	2/7	0/9	3/8	0/1	1/4	3/10

RUNNING SCORE

RUS - KOR

1st Half

	0 (2)	1	SIM H
	0 (4)	2	RYU EH
BLIZNOVA I	1 (5)	2	
	1 (6)	3	RYU EH
VYAKHIREVA A	2 (7)	3	
	2 (9)	4	JUNG Y
VYAKHIREVA A	3 (9)	4	
SUDAKOVA M	4 (10)	4	
BOBROVNIKOVA V	5 (12)	4	
	5 (13)	5	KIM O
	5 (14)	6	KIM O
BOBROVNIKOVA V	6 (15)	6	
	6 (16)	7	JUNG Y
KUZNETSOVA P	7 (17)	7	
	7 (18)	8	SIM H
ILINA E	8 (19)	8	
MARENNIKOVA E	9 (20)	8	
SUDAKOVA M	10 (21)	8	
	10 (23)	9	KIM O
	10 (24)	10	KIM O
	10 (24)	11	CHOI S
VYAKHIREVA A	11 (25)	11	
SUDAKOVA M	12 (26)	11	
	12 (28)	12	RYU EH
	12 (29)	13	JUNG Y

2nd Half

	12 (31)	14	YOO H
	12 (33)	15	KIM J
	12 (33)	16	JUNG Y
	12 (34)	17	JUNG Y
	12 (35)	18	KIM O
	12 (36)	19	KIM J
ZHILINSKAYTE V	13 (36)	19	
	13 (37)	20	JUNG Y
BLIZNOVA I	14 (38)	20	
VYAKHIREVA A	15 (38)	20	
	15 (39)	21	KIM O
BLIZNOVA I	16 (39)	21	
BLIZNOVA I	17 (40)	21	
SEN A	18 (42)	21	
ZHILINSKAYTE V	19 (43)	21	
	19 (45)	22	CHOI S
SUDAKOVA M	20 (46)	22	
SUDAKOVA M	21 (47)	22	
	21 (48)	23	YOO H
DMITRIEVA D	22 (48)	23	
VYAKHIREVA A	23 (51)	23	
KUZNETSOVA P	24 (52)	23	
SUDAKOVA M	25 (53)	23	
SEN A	26 (54)	23	
PETROVA M	27 (56)	23	
PETROVA M	28 (57)	23	
PETROVA M	29 (58)	23	
	29 (60)	24	YU S
ILINA E	30 (60)	24	
	30 (60)	25	YU S

Legend:

%	Efficiency	2Min	2 Minute Suspensions	6m	6-metre Shots	7m	7-metre Shots
9m	9-metre Shots	BT	Breakthroughs	BC	Blue Cards	FB	Fast Breaks
G/S	Goals/Shots	No.	Uniform Number	RC	Red Cards	S/S	Saves/Shots
Wing	Wing Shots	YC	Yellow Cards				



Match Team Statistics

Estatística da partida por equipe / Statistiques du match par équipe

Match 3

RUS 30 - 25 KOR

(12 - 13) (18 - 12)

Referees: SANTOS Duarte / FONSECA Ricardo (POR)

RUS - Russian Federation

Players		Shots								Offence		Defence		Punishments			TP	
No.	Name	G/S	%	6m	Wing	9m	7m	FB	BT	AS	TO	ST	BS	YC	2Min	RC		BC
1	SEDOYKINA Anna										2							38:02
2	KUZNETSOVA Polina	2/2	100		2/2						1	1						60:00
7	DMITRIEVA Daria	1/4	25			1/2			0/2	1	2	2		1				43:17
8	SEN Anna	2/2	100	1/1				1/1					3		1			32:46
10	AKOPIAN Olga										3							11:59
13	VYAKHIREVA Anna	5/6	83		2/2	1/2	1/1	1/1		8	4			1				40:42
15	SUDAKOVA Marina	6/8	75		5/6			0/1	1/1	2	1							38:48
17	BOBROVNIKOVA Vladlena	2/4	50	0/1		1/1			1/2	2	2		1					33:06
21	ZHILINSKAYTE Victoria	2/4	50	0/1		0/1			2/2	2		2	1		1			22:11
22	MARENNIKOVA Ekaterina	1/2	50					1/2			1				1			16:07
24	BLIZNOVA Irina	4/5	80	1/1		1/2			2/2		3							19:46
33	ILINA Ekaterina	2/2	100			1/1			1/1	1								12:16
77	PETROVA Mayya	3/3	100	3/3						1	3							29:02
88	KALININA Viktoriia																	21:58
	Bench/Team													1				
Totals		30/42	71	5/7	9/10	5/9	1/1	3/5	7/10	17	22	5	5	3	3			

Goalkeepers		Total Shots		6m Shots		Wing Shots		9m Shots		7m Shots		Fast Breaks		Breakthroughs	
No.	Name	S/S	%	S/S	%	S/S	%	S/S	%	S/S	%	S/S	%	S/S	%
1	SEDOYKINA Anna	11/31	35	3/6	50	1/3	33	5/10	50	0/2	0	1/6	17	1/4	25
88	KALININA Viktoriia	11/16	69	3/4	75	3/4	75	4/5	80	0/1	0	0/1	0	1/1	100
Totals		22/47	47	6/10	60	4/7	57	9/15	60	0/3	0	1/7	14	2/5	40

Team Shots	Goals	Saves	Missed	Post	Blocked	Total	%
6m Shots	5	2				7	71
Wing Shots	9		1			10	90
9m Shots	5	3		1		9	56
7m Shots	1				N/A	1	100
Fast Breaks	3	1	1			5	60
Breakthroughs	7	3				10	70
Totals	30	9	2	1		42	71

Number of Attacks: 64, Scoring Efficiency: 47%



Match Team Statistics

Estatística da partida por equipe / Statistiques du match par équipe

Match 3

RUS 30 - 25 KOR

(12 - 13) (18 - 12)

Referees: SANTOS Duarte / FONSECA Ricardo (POR)

RUS - Russian Federation

Shots Distribution

Players

Goals / Shots

1 SEDOYKINA A	2 KUZNETSOVA P	7 DMITRIEVA D	8 SEN A	10 AKOPIAN O	13 VYAKHIREVA A	15 SUDAKOVA M
		2/2	1/1 0/1		2/2	4/4 1/1
			0/1	1/1	1/1	
			1/1		1/1 1/2	0/1 1/1

1-Post

1-Missed

17 BOBROVNIKOVA V	21 ZHILINSKAYTE V	22 MARENNIKOVA E	24 BLIZNOVA I	33 ILINA E	77 PETROVA M	88 KALININA V
0/1					1/1 1/1	
0/1	2/2 0/1 0/1		0/1			
	2/2 0/1 0/1		1/1 3/3	1/1	1/1	

1-Missed

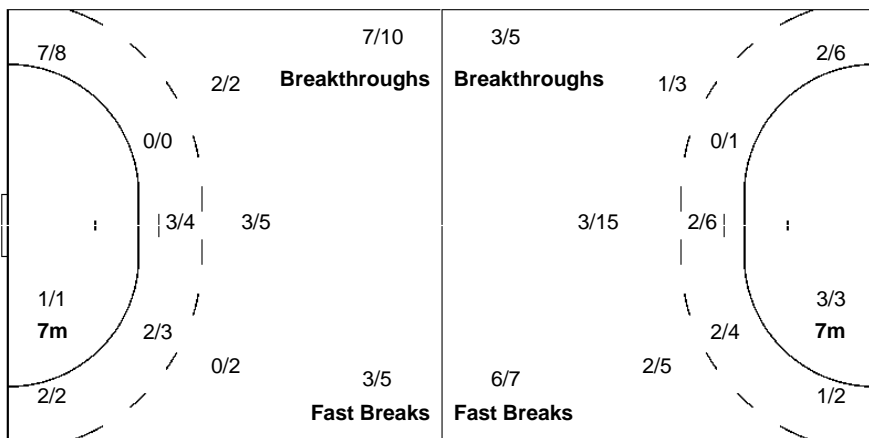
Team
Goals / Shots

8/8	0/2	5/5
2/3		0/1
6/7	0/2	9/11

2-Missed 1-Post

Offence

Defence



Goalkeepers
Saves / Shots

3/10	2/3	0/2
7/11		2/2
3/11	1/1	4/7

1 SEDOYKINA A

2/8	1/2	0/2
2/5		
2/8	1/1	3/5

88 KALININA V

1/2	1/1	
5/6		2/2
1/3		1/2



Match Team Statistics

Estatística da partida por equipe / Statistiques du match par équipe

Match 3

RUS 30 - 25 KOR

(12 - 13) (18 - 12)

Referees: SANTOS Duarte / FONSECA Ricardo (POR)

KOR - Republic of Korea

Players		Shots								Offence		Defence		Punishments			TP	
No.	Name	G/S	%	6m	Wing	9m	7m	FB	BT	AS	TO	ST	BS	YC	2Min	RC		BC
1	OH Yongran									1	1							37:13
5	JUNG Yura	6/6	100	2/2	1/1			3/3		1				1				37:35
11	RYU Eun Hee	3/7	43		1/1	2/6				1	4	1			1			52:46
12	PARK Mira																	22:47
13	YOO Hyunji	2/4	50	2/4						3								58:16
14	KIM Jinyi	2/9	22	0/1		1/7		1/1		1					1			35:32
15	CHOI Sumin	2/6	33		1/3	0/1		1/2						1	1			49:09
17	SIM Haein	2/3	67	0/1					2/2	1				1	3			24:28
21	LEE Eunbi	0/2	0		0/2													10:51
22	WOO Sunhee	0/2	0		0/1				0/1	1					1			22:21
23	KIM Ona	6/10	60	0/1		2/4	3/3		1/2	2	7							45:07
24	GWON Han Na	0/5	0	0/2		0/3				1	3							16:16
27	NAM Yeongsin																	0:00
29	YU Sojeong	2/3	67			1/2		1/1										7:39
Bench/Team														1				
Totals		25/57	44	4/11	3/8	6/23	3/3	6/7	3/5	12	15	1		4	7			

Goalkeepers		Total Shots		6m Shots		Wing Shots		9m Shots		7m Shots		Fast Breaks		Breakthroughs	
No.	Name	S/S	%	S/S	%	S/S	%	S/S	%	S/S	%	S/S	%	S/S	%
1	OH Yongran	5/21	24	1/2	50	0/5	0	2/4	50	0/1	0	0/2	0	2/7	29
12	PARK Mira	4/18	22	1/5	20	0/4	0	1/4	25			1/2	50	1/3	33
Totals		9/39	23	2/7	29	0/9	0	3/8	38	0/1	0	1/4	25	3/10	30

Team Shots	Goals	Saves	Missed	Post	Blocked	Total	%
6m Shots	4	6			1	11	36
Wing Shots	3	4	1			8	38
9m Shots	6	9	3	1	4	23	26
7m Shots	3				N/A	3	100
Fast Breaks	6	1				7	86
Breakthroughs	3	2				5	60
Totals	25	22	4	1	5	57	44

Number of Attacks: 65, Scoring Efficiency: 38%



Match Team Statistics

Estatística da partida por equipe / Statistiques du match par équipe

Match 3

RUS 30 - 25 KOR

(12 - 13) (18 - 12)

Referees: SANTOS Duarte / FONSECA Ricardo (POR)

KOR - Republic of Korea

Shots Distribution

Players

Goals / Shots

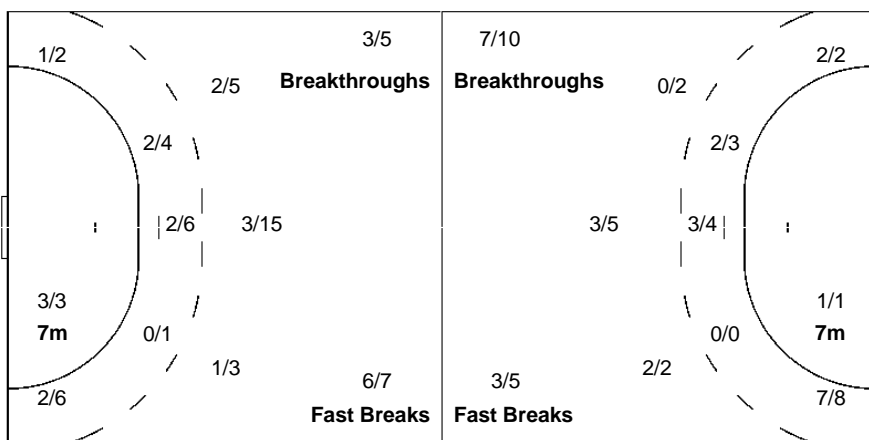
1 OH Y	5 JUNG Y	11 RYU EH	12 PARK M	13 YOO H	14 KIM J	15 CHOI S
	2/2	2/2		1/2	1/1	
	1/1	1/1		0/1	0/1	1/1
		0/1			0/1	0/1
		0/1		1/1		0/2
		1-Post 1-Blocked			2-Missed	1-Missed

17 SIM H	21 LEE E	22 WOO S	23 KIM O	24 GWON HN	27 NAM Y	29 YU S
1/1		0/1	0/1	0/3		1/1
1/1			0/1			1/1
0/1			5/5			
0/2			1/1			
			2-Blocked 1-Missed	1-Blocked		1-Blocked

Team
Goals / Shots

7/10	1/3	2/2
4/11		0/2
8/11	0/1	3/7
4-Missed	1-Post	5-Blocked

Offence



Defence

Goalkeepers
Saves / Shots

0/8	2/2	0/5
1/3		1/1
1/7	2/2	2/11

1 OH Y

0/4	1/1	0/2
1/2		1/1
1/4		1/7

12 PARK M

0/4	1/1	0/3
0/1		
0/3	2/2	1/4

Legend:		
%	Efficiency	2Min 2 Minute Suspensions
AS	Assists	BS Blocked Shots
G/S	Goals/Shots	N/A Not Applicable
ST	Steals	TO Turnover
6m	6 metre Shots	BT Breakthroughs
7m	7 metre Shots	BC Blue Cards
9m	9 metre Shots	RC Red Cards
		FB Fast Breaks
		S/S Saves/Shots
		YC Yellow Cards
		No. Uniform Number
		TP Time Played
		Wing Wing Shots



Match Report
Relatório da partida / Rapport du match

Team A										Team B																			
A					ROU - Romania					B					ANG - Angola														
played in					in the hall					on					at					Match Number									
Rio de Janeiro					Future Arena					SAT 6 AUG 2016					19:50					4,465		5							
Half-time (30')		A		B		End of playing time		A		B		1st extra time		A		B		2nd extra time		A		B		After penalty throws		A		B	
		9		11				19		23																			
Number of 7m		A		Team time-out			Full name of players and officials										Team time-out			B		Number of 7m							
4/7				1	20:16	2	3											1	45:17	2	3	4/7							
No.	Team A						G	YC	2'	RC	BC	No.	Team B						G	YC	2'	RC	BC						
3	SZUCS Gabriella											1	BARBOSA Neide Marisa de P.																
5	GEIGER Melinda						1					6	MACHADO Juliana Jose						2	1	1								
7	BUCESCHI Eliza						1					8	MONTEIRO Lurdes Marcelina						1										
8	NEAGU Cristina						8					9	BERNARDO Natalia Maria						3										
9	BRADEANU Aurelia						1					10	KASSOMA Albertina Cruz						2	1									
11	PERIANU Gabriela							1				11	KIALA Luisa						2										
12	MUNTEANU Ionica											12	BRANCO Cristina Direito																
15	ARDEAN ELISEI Valentina						1					15	CARLOS Azenaide Daniela						2		1								
22	MANEA Oana						1	1				16	ALMEIDA Teresa Patricia																
25	HOTEA Camelia											17	DOMBAXI Wuta Waco Bige						2		1								
30	UNGUREANU Paula											21	CAZANGA Magda Alfredo						3	1	2								
85	CHINTOAN Florina						2		1			25	VENANCIO Liliana da Silva																
88	VIZITIU Patricia								1			31	SANTOS Janete Viegas dos						1										
89	CHIPER Laura						4					90	GUIALO Isabel Evelize W.						5										

Off.A	RYDE Tomas					Off.A	CRUZ Filipe de Carvalho				
Off.B	BUCESCHI Costica					Off.B	NETO Edgar Goncalves				
Off.C	IONESCU Adrian					Off.C	ABEL David				
Off.D	MARASTEANU Claudiu					Off.D	CAMPOS Maria Natalia				

A	Signatures of responsables for the teams (Off.A)		B
TP	Remarks of referees / IHF Official		TP

Referees	Signatures		Signatures	
	KOO B (KOR)		LEE S (KOR)	
Technical Officials	Signatures		Signatures	
	TK: HUELIN T (ESP)		SK: VARTANYAN S (RUS)	
IHF Official	Signatures		Signatures	
	HAGEN M (SWE)			

Number of 7m scored/awarded to team A resp. B, goals (G), yellow cards (YC), red cards (RC), blue cards (BC) and team penalty (TP)



Results

Resultados / Résultats

Match 5

ROU 19 - 23 ANG

(9 - 11) (10 - 12)

Referees: KOO B (KOR) / LEE S (KOR)

ROU - Romania

Players		Shots								Punishments			
No.	Name	G/S	%	6m	Wing	9m	7m	FB	BT	YC	2Min	RC	BC
3	SZUCS Gabriella												
5	GEIGER Melinda	1/4	25	1/2	0/1	0/1							
7	BUCESCHI Eliza	1/5	20	1/3		0/1			0/1				
8	NEAGU Cristina	8/17	47			4/10	4/7						
9	BRADEANU Aurelia	1/2	50			0/1			1/1				
11	PERIANU Gabriela	0/1	0					0/1		1			
12	MUNTEANU Ionica												
15	ARDEAN ELISEI Valentina	1/4	25	1/2	0/2								
22	MANEA Oana	1/2	50	1/1		0/1				1			
25	HOTEA Camelia												
30	UNGUREANU Paula												
85	CHINTOAN Florina	2/2	100	1/1		1/1						1	
88	VIZITIU Patricia											1	
89	CHIPER Laura	4/10	40	0/1	2/5			2/4					
Bench/Team													
Totals		19/47	40	5/10	2/8	5/15	4/7	2/5	1/2	2	2		

Goalkeepers		Saves							
No.	Name	S/S	%	6m	Wing	9m	7m	FB	BT
12	MUNTEANU Ionica								
30	UNGUREANU Paula	15/38	39	4/7	4/6	4/10	2/6	0/6	1/3
Totals		15/38	39	4/7	4/6	4/10	2/6	0/6	1/3

ANG - Angola

Players		Shots								Punishments			
No.	Name	G/S	%	6m	Wing	9m	7m	FB	BT	YC	2Min	RC	BC
1	BARBOSA Neide Marisa de P.												
6	MACHADO Juliana Jose	2/6	33		1/4			1/2		1	1		
8	MONTEIRO Lurdes Marcelina	1/3	33	0/1		0/1		1/1					
9	BERNARDO Natalia Maria	3/7	43	0/1	0/1	1/1	0/2	2/2					
10	KASSOMA Albertina Cruz	2/3	67	2/3						1			
11	KIALA Luisa	2/3	67			1/2		1/1					
12	BRANCO Cristina Direito												
15	CARLOS Azenaide Daniela	2/5	40			2/4	0/1				1		
16	ALMEIDA Teresa Patricia												
17	DOMBAXI Wuta Waco Bige	2/3	67			0/1			2/2		1		
21	CAZANGA Magda Alfredo	3/6	50	1/2	0/1	2/3				1	2		
25	VENANCIO Lilliana da Silva												
31	SANTOS Janete Viegas dos	1/2	50		1/2								
90	GUIALO Isabel Evelize W.	5/12	42	0/2		0/4	4/4	1/1	0/1				
Bench/Team													
Totals		23/50	46	3/9	2/8	6/16	4/7	6/7	2/3	3	5		

Goalkeepers		Saves							
No.	Name	S/S	%	6m	Wing	9m	7m	FB	BT
1	BARBOSA Neide Marisa de P.								
12	BRANCO Cristina Direito	2/2	100				2/2		
16	ALMEIDA Teresa Patricia	10/29	34	2/7	2/4	4/9	0/4	1/3	1/2
Totals		12/31	39	2/7	2/4	4/9	2/6	1/3	1/2

RUNNING SCORE	
ROU - ANG	
1st Half	
0 (2) 1	BERNARDO NM
0 (6) 2	GUIALO IEW
0 (7) 3	CAZANGA MA
1 (10) 3	NEAGU C
2 (12) 3	CHINTOAN F
3 (13) 3	CHIPER L
3 (13) 4	KASSOMA AC
4 (14) 4	NEAGU C
4 (16) 5	KASSOMA AC
5 (16) 5	BRADEANU A
5 (18) 6	KIALA L
6 (19) 6	CHIPER L
6 (19) 7	DOMBAXI WWB
6 (20) 8	MACHADO JJ
6 (21) 9	MONTEIRO LM
7 (22) 9	NEAGU C
8 (25) 9	CHIPER L
8 (25) 10	KIALA L
9 (26) 10	NEAGU C
9 (28) 11	SANTOS JVD

2nd Half	
10 (31) 11	ARDEAN ELISEI V
10 (34) 12	GUIALO IEW
11 (35) 12	CHINTOAN F
11 (36) 13	CARLOS AD
11 (38) 14	GUIALO IEW
11 (39) 15	CARLOS AD
11 (40) 16	BERNARDO NM
12 (41) 16	NEAGU C
13 (42) 16	NEAGU C
13 (43) 17	GUIALO IEW
14 (49) 17	BUCESCHI E
14 (50) 18	CAZANGA MA
15 (50) 18	MANEA O
16 (52) 18	NEAGU C
16 (52) 19	DOMBAXI WWB
16 (54) 20	GUIALO IEW
17 (55) 20	CHIPER L
17 (57) 21	CAZANGA MA
17 (58) 22	MACHADO JJ
18 (59) 22	NEAGU C
18 (60) 23	BERNARDO NM
19 (60) 23	GEIGER M

Legend:

%	Efficiency	2Min	2 Minute Suspensions	6m	6-metre Shots	7m	7-metre Shots
9m	9-metre Shots	BT	Breakthroughs	BC	Blue Cards	FB	Fast Breaks
G/S	Goals/Shots	No.	Uniform Number	RC	Red Cards	S/S	Saves/Shots
Wing	Wing Shots	YC	Yellow Cards				



Match Team Statistics

Estatística da partida por equipe / Statistiques du match par équipe

Match 5

ROU 19 - 23 ANG

(9 - 11) (10 - 12)

Referees: KOO Bonok / LEE Seok (KOR)

ROU - Romania

Players		Shots								Offence		Defence		Punishments			TP	
No.	Name	G/S	%	6m	Wing	9m	7m	FB	BT	AS	TO	ST	BS	YC	2Min	RC		BC
3	SZUCS Gabriella																	5:54
5	GEIGER Melinda	1/4	25	1/2	0/1	0/1				2	1							14:44
7	BUCESCHI Eliza	1/5	20	1/3		0/1			0/1		1							18:04
8	NEAGU Cristina	8/17	47			4/10	4/7			5	3		1					55:40
9	BRADEANU Aurelia	1/2	50			0/1			1/1		2							54:48
11	PERIANU Gabriela	0/1	0						0/1		1		2	1				32:06
12	MUNTEANU Ionica																	0:05
15	ARDEAN ELISEI Valentina	1/4	25	1/2	0/2													60:00
22	MANEA Oana	1/2	50	1/1		0/1				4	2			1				39:03
25	HOTEA Camelia																	0:00
30	UNGUREANU Paula																	58:19
85	CHINTOAN Florina	2/2	100	1/1		1/1				1	2					1		21:43
88	VIZITIU Patricia															1		1:13
89	CHIPER Laura	4/10	40	0/1	2/5			2/4										58:21
Bench/Team																		
Totals		19/47	40	5/10	2/8	5/15	4/7	2/5	1/2	12	12		3	2	2			

Goalkeepers		Total Shots		6m Shots		Wing Shots		9m Shots		7m Shots		Fast Breaks		Breakthroughs	
No.	Name	S/S	%	S/S	%	S/S	%	S/S	%	S/S	%	S/S	%	S/S	%
12	MUNTEANU Ionica														
30	UNGUREANU Paula	15/38	39	4/7	57	4/6	67	4/10	40	2/6	33	0/6	0	1/3	33
Totals		15/38	39	4/7	57	4/6	67	4/10	40	2/6	33	0/6	0	1/3	33

Team Shots	Goals	Saves	Missed	Post	Blocked	Total	%
6m Shots	5	2	2	1		10	50
Wing Shots	2	2	2	2		8	25
9m Shots	5	4	3	2	1	15	33
7m Shots	4	2		1	N/A	7	57
Fast Breaks	2	1	1	1		5	40
Breakthroughs	1	1				2	50
Totals	19	12	8	7	1	47	40

Number of Attacks: 55, Scoring Efficiency: 35%



Match Team Statistics

Estatística da partida por equipe / Statistiques du match par équipe

Match 5

ROU 19 - 23 ANG

(9 - 11) (10 - 12)

Referees: KOO Bonok / LEE Seok (KOR)

ROU - Romania

Shots Distribution

Players


Goals / Shots

3 SZUCS G	5 GEIGER M	7 BUCESCHI E	8 NEAGU C	9 BRADEANU A	11 PERIANU G	12 MUNTEANU I
		0/1	3/4	1/2	1/1	
				1/2		0/1
	0/1	1/1		3/3		
	1-Missed	1-Missed1-Post	2-Missed3-Post	1-Blocked		1-Post
15 ARDEAN ELISEI V	22 MANEA O	25 HOTEA C	30 UNGUREANU P	85 CHINTOAN F	88 VIZITIU P	89 CHIPER L
						3/4
	0/2					1/1
1/1					2/2	
1-Missed	1/1					3-Missed2-Post

Team
Goals / Shots

7/9	0/1	2/3
	0/2	1/4
3/5		6/7

8-Missed 7-Post 1-Blocked



Goalkeepers
Saves / Shots

0/6	1/2	2/7
2/5		3/8
1/4	4/4	2/2

12 MUNTEANU I

30 UNGUREANU P

0/6	1/2	2/7
2/5		3/8
1/4	4/4	2/2



Match Team Statistics

Estatística da partida por equipe / Statistiques du match par équipe

Match 5

ROU 19 - 23 ANG

(9 - 11) (10 - 12)

Referees: KOO Bonok / LEE Seok (KOR)

ANG - Angola

Players		Shots								Offence		Defence		Punishments			TP	
No.	Name	G/S	%	6m	Wing	9m	7m	FB	BT	AS	TO	ST	BS	YC	2Min	RC		BC
1	BARBOSA Neide Marisa de P.																	0:00
6	MACHADO Juliana Jose	2/6	33		1/4			1/2		1		1		1	1			45:27
8	MONTEIRO Lurdes Marcelina	1/3	33	0/1		0/1		1/1			1							15:59
9	BERNARDO Natalia Maria	3/7	43	0/1	0/1	1/1	0/2	2/2		3		2						42:49
10	KASSOMA Albertina Cruz	2/3	67	2/3						1			1	1				33:02
11	KIALA Luisa	2/3	67			1/2		1/1		3	1	1						29:52
12	BRANCO Cristina Direito																	7:17
15	CARLOS Azenaide Daniela	2/5	40			2/4	0/1			1					1			22:24
16	ALMEIDA Teresa Patricia																	59:12
17	DOMBAXI Wuta Waco Bige	2/3	67			0/1			2/2	1	1	1			1			41:34
21	CAZANGA Magda Alfredo	3/6	50	1/2	0/1	2/3					3			1	2			49:32
25	VENANCIO Liliana da Silva																	26:58
31	SANTOS Janete Viegas dos	1/2	50		1/2													6:43
90	GUIALO Isabel Evelize W.	5/12	42	0/2		0/4	4/4	1/1	0/1		1							39:11
Bench/Team											1							
Totals		23/50	46	3/9	2/8	6/16	4/7	6/7	2/3	10	8	5	1	3	5			

Goalkeepers		Total Shots		6m Shots		Wing Shots		9m Shots		7m Shots		Fast Breaks		Breakthroughs	
No.	Name	S/S	%	S/S	%	S/S	%	S/S	%	S/S	%	S/S	%	S/S	%
1	BARBOSA Neide Marisa de P.														
12	BRANCO Cristina Direito	2/2	100							2/2	100				
16	ALMEIDA Teresa Patricia	10/29	34	2/7	29	2/4	50	4/9	44	0/4	0	1/3	33	1/2	50
Totals		12/31	39	2/7	29	2/4	50	4/9	44	2/6	33	1/3	33	1/2	50

Team Shots	Goals	Saves	Missed	Post	Blocked	Total	%
6m Shots	3	4		2		9	33
Wing Shots	2	4		2		8	25
9m Shots	6	4		3	3	16	38
7m Shots	4	2	1		N/A	7	57
Fast Breaks	6		1			7	86
Breakthroughs	2	1				3	67
Totals	23	15	2	7	3	50	46

Number of Attacks: 55, Scoring Efficiency: 42%



Match Team Statistics

Estatística da partida por equipe / Statistiques du match par équipe

Match 5

ROU 19 - 23 ANG
(9 - 11) (10 - 12)

Referees: KOO Bonok / LEE Seok (KOR)

ANG - Angola

Shots Distribution

Players


Goals / Shots

1 BARBOSA NMDP	6 MACHADO JJ	8 MONTEIRO LM	9 BERNARDO NM	10 KASSOMA AC	11 KIALA L	12 BRANCO CD
	1/1 1/1	1/1		1/1 1/2		
	0/1	0/1 0/1	1/1 1/3		1/1	
	0/1		1/1 0/1		1/1	
	1-Missed 1-Post		1-Post		1-Blocked	
15 CARLOS AD	16 ALMEIDA TP	17 DOMBAXI WWB	21 CAZANGA MA	25 VENANCIO LDS	31 SANTOS JVD	90 GUIALO IEW
		2/2	2/2		0/1	2/3
1/1					1/1	2/2
0/1			0/1			1/2 0/1 0/1
1-Missed 1-Post		1-Blocked	1-Post 1-Blocked			3-Post

Team
Goals / Shots

6/6	1/2	5/7
3/5		5/8
3/4	0/4	0/2

2-Missed 7-Post 3-Blocked



Goalkeepers
Saves / Shots

2/9	1/1	1/3
	2/2	3/4
2/5		1/7

1 BARBOSA NMDP

12 BRANCO CD

1/1		1/1

16 ALMEIDA TP

1/8	1/1	0/2
	2/2	3/4
2/5		1/7

Legend:

%	Efficiency	2Min	2 Minute Suspensions	6m	6 metre Shots	7m	7 metre Shots	9m	9 metre Shots
AS	Assists	BS	Blocked Shots	BT	Breakthroughs	BC	Blue Cards	FB	Fast Breaks
G/S	Goals/Shots	N/A	Not Applicable	No.	Uniform Number	RC	Red Cards	S/S	Saves/Shots
ST	Steals	TO	Turnover	TP	Time Played	Wing	Wing Shots	YC	Yellow Cards



Match Report
Relatório da partida / Rapport du match

Team A										Team B																						
A					SWE - Sweden					B					ARG - Argentina																	
played in					in the hall					on					at					Spectators		Match Number										
Rio de Janeiro					Future Arena					SAT 6 AUG 2016					21:50					6,575		6										
Half-time (30')		A		B		End of playing time			A		B		1st extra time			A		B		2nd extra time			A		B		After penalty throws		A		B	
Number of 7m		A		Team time-out			Full name of players and officials										Team time-out			B		Number of 7m										
0/1				1	23:25	2	52:23	3																								
No.	Team A						G	YC	2'	RC	BC	No.	Team B						G	YC	2'	RC	BC									
1	BUNDSSEN Johanna											1	CARRATU Marisol																			
3	TEGSTEDT Frida						1	1				3	IACOI Xoana						1													
6	STROMBERG Carin						1		2			4	HARO Lucia																			
7	BLOHM Linn						4					5	PIZZO Manuela						4													
8	ROBERTS Jamina						4					6	SALVADO Luciana						1													
9	SAND Louise						5					7	CAMPIGLI Rocio						1		2											
10	EK Michaela											8	BELOTTI Amelia																			
12	IDEHN Filippa											9	MENDOZA Luciana						5													
17	TORSTENSSON Linnea						1	1				10	CRIVELLI Victoria						1													
20	GULLDEN Isabelle						3					12	KOGAN Valentina																			
24	HAGMAN Nathalie						6		1			15	MENA Antonela						1	1	2											
25	WALLEN Angelica						2	1				18	SANS Macarena						4		1											
27	JACOBSEN Sabina						1		1			21	GANDULFO Macarena																			
29	ALM Jenny						3		1			22	KARSTEN Elke						3		1											

Off.A	SIGNELL Henrik					Off.A	PERUCHENA Eduardo				
Off.B	EKMAN Jan					Off.B	SCIGLITANO Gustavo				
Off.D	CLASSON Jennie					Off.C	NOGUERA Gaston				
Off.E	LINDSKOG Ann					Off.D	FERNANDEZ Claudio				

A	Signatures of responsables for the teams (Off.A)		B
TP	Remarks of referees / IHF Official		TP

Referees	COULIBALY Y (CIV)	Signatures	DIABATE M (CIV)	Signatures
Technical Officials	TK: NACHEVSKI D (MKD)		SK: FADIGA N (CIV)	
IHF Official	ALSEMGEEST M (NED)			

Number of 7m scored/awarded to team A resp. B, goals (G), yellow cards (YC), red cards (RC), blue cards (BC) and team penalty (TP)



Results

Resultados / Résultats

Match 6

SWE 31 - 21 ARG

(13 - 9) (18 - 12)

Referees: COULIBALY Y (CIV) / DIABATE M (CIV)

SWE - Sweden

Players		Shots								Punishments			
No.	Name	G/S	%	6m	Wing	9m	7m	FB	BT	YC	2Min	RC	BC
1	BUNDTSEN Johanna												
3	TEGSTEDT Frida	1/2	50	1/2						1			
6	STROMBERG Carin	1/2	50			0/1			1/1		2		
7	BLOHM Linn	4/5	80	3/4				1/1					
8	ROBERTS Jamina	4/7	57	0/1	1/1	0/1		3/4					
9	SAND Louise	5/6	83		3/4			2/2					
10	EK Michaela	0/3	0		0/1			0/2					
12	IDEHN Filippa												
17	TORSTENSSON Linnea	1/4	25			1/3		0/1		1			
20	GULLDEN Isabelle	3/6	50	1/2		2/2	0/1	0/1					
24	HAGMAN Nathalie	6/9	67	2/3	0/1			4/5			1		
25	WALLEN Angelica	2/2	100	1/1					1/1	1			
27	JACOBSEN Sabina	1/2	50					1/2			1		
29	ALM Jenny	3/4	75			3/4					1		
Bench/Team													
Totals		31/52	60	8/13	4/7	6/11	0/1	11/18	2/2	3	5		

Goalkeepers		Saves							
No.	Name	S/S	%	6m	Wing	9m	7m	FB	BT
1	BUNDTSEN Johanna	8/20	40	7/10	0/2	1/2	0/1	0/3	0/2
12	IDEHN Filippa	5/14	36	1/4	3/3	0/4	1/2		0/1
Totals		13/34	38	8/14	3/5	1/6	1/3	0/3	0/3

ARG - Argentina

Players		Shots								Punishments			
No.	Name	G/S	%	6m	Wing	9m	7m	FB	BT	YC	2Min	RC	BC
1	CARRATU Marisol												
3	IACOI Xoana	1/3	33	0/1	1/1	0/1							
4	HARO Lucia	0/1	0		0/1								
5	PIZZO Manuela	4/9	44	1/3		1/3	0/1	1/1	1/1				
6	SALVADO Luciana	1/2	50		1/2								
7	CAMPIGLI Rocio	1/1	100	1/1							2		
8	BELOTTI Amelia	0/1	0		0/1								
9	MENDOZA Luciana	5/9	56	2/2		1/4	2/2		0/1				
10	CRIVELLI Victoria	1/2	50	0/1		1/1							
12	KOGAN Valentina	0/1	0			0/1							
15	MENA Antonela	1/3	33	1/3						1	2		
18	SANS Macarena	4/6	67	0/2				2/2	2/2		1		
21	GANDULFO Macarena												
22	KARSTEN Elke	3/9	33	1/2		2/7					1		
Bench/Team													
Totals		21/47	45	6/15	2/5	5/17	2/3	3/3	3/4	1	6		

Goalkeepers		Saves							
No.	Name	S/S	%	6m	Wing	9m	7m	FB	BT
1	CARRATU Marisol	10/32	31	2/7	2/6	3/7	1/1	2/9	0/2
12	KOGAN Valentina	4/13	31	3/6		0/2		1/5	
Totals		14/45	31	5/13	2/6	3/9	1/1	3/14	0/2

RUNNING SCORE
SWE - ARG

1st Half	
HAGMAN N	1 (2) 0
BLOHM L	2 (4) 0
	2 (5) 1 MENDOZA L
GULLDEN I	3 (5) 1
GULLDEN I	4 (7) 1
SAND L	5 (8) 1
WALLEN A	6 (9) 1
HAGMAN N	7 (11) 1
	7 (12) 2 PIZZO M
	7 (16) 3 KARSTEN E
HAGMAN N	8 (16) 3
	8 (17) 4 MENDOZA L
	8 (18) 5 CRIVELLI V
STROMBERG C	9 (19) 5
ALM J	10 (20) 5
TEGSTEDT F	11 (22) 5
	11 (22) 6 CAMPIGLI R
	11 (24) 7 MENDOZA L
	11 (26) 8 KARSTEN E
	11 (28) 9 SANS M
SAND L	12 (28) 9
ROBERTS J	13 (30) 9
2nd Half	
SAND L	14 (31) 9
	14 (33) 10 PIZZO M
HAGMAN N	15 (34) 10
SAND L	16 (34) 10
	16 (35) 11 MENDOZA L
SAND L	17 (36) 11
GULLDEN I	18 (38) 11
	18 (39) 12 SALVADO L
WALLEN A	19 (39) 12
	19 (40) 13 KARSTEN E
TORSTENSSON L	20 (41) 13
BLOHM L	21 (41) 13
	21 (42) 14 MENA A
ROBERTS J	22 (43) 14
BLOHM L	23 (44) 14
	23 (47) 15 PIZZO M
BLOHM L	24 (48) 15
HAGMAN N	25 (49) 15
	25 (49) 16 MENDOZA L
ALM J	26 (51) 16
	26 (51) 17 SANS M
	26 (52) 18 IACOI X
	26 (53) 19 PIZZO M
ALM J	27 (55) 19
ROBERTS J	28 (56) 19
ROBERTS J	29 (57) 19
	29 (58) 20 SANS M
JACOBSEN S	30 (58) 20
	30 (59) 21 SANS M
HAGMAN N	31 (60) 21

Legend:	% Efficiency	2Min 2 Minute Suspensions	6m 6-metre Shots	7m 7-metre Shots
9m 9-metre Shots	BT Breakthroughs	BC Blue Cards	FB Fast Breaks	
G/S Goals/Shots	No. Uniform Number	RC Red Cards	S/S Saves/Shots	
Wing Wing Shots	YC Yellow Cards			



Match Team Statistics

Estatística da partida por equipe / Statistiques du match par équipe

Match 6

SWE 31 - 21 ARG

(13 - 9) (18 - 12)

Referees: COULIBALY Yalatima / DIABATE Mamoudou (CIV)

SWE - Sweden

Players		Shots								Offence		Defence		Punishments			TP	
No.	Name	G/S	%	6m	Wing	9m	7m	FB	BT	AS	TO	ST	BS	YC	2Min	RC		BC
1	BUNDSEN Johanna									1	1							28:18
3	TEGSTEDT Frida	1/2	50	1/2						1	3		2	1				23:18
6	STROMBERG Carin	1/2	50			0/1			1/1	2					2			27:52
7	BLOHM Linn	4/5	80	3/4				1/1										16:39
8	ROBERTS Jamina	4/7	57	0/1	1/1	0/1		3/4		1		1						28:21
9	SAND Louise	5/6	83		3/4			2/2			1							38:10
10	EK Michaela	0/3	0		0/1			0/2			2	1						31:29
12	IDEHN Filippa																	29:15
17	TORSTENSSON Linnea	1/4	25			1/3		0/1		2			2	1				30:22
20	GULLDEN Isabelle	3/6	50	1/2		2/2	0/1	0/1		7		1	1					34:24
24	HAGMAN Nathalie	6/9	67	2/3	0/1			4/5			1					1		34:56
25	WALLEN Angelica	2/2	100	1/1					1/1	2	2			1				33:31
27	JACOBSEN Sabina	1/2	50					1/2		2							1	39:30
29	ALM Jenny	3/4	75			3/4				2	2						1	23:55
Bench/Team																		
Totals		31/52	60	8/13	4/7	6/11	0/1	11/18	2/2	20	12	3	5	3	5			

Goalkeepers		Total Shots		6m Shots		Wing Shots		9m Shots		7m Shots		Fast Breaks		Breakthroughs	
No.	Name	S/S	%	S/S	%	S/S	%	S/S	%	S/S	%	S/S	%	S/S	%
1	BUNDSEN Johanna	8/20	40	7/10	70	0/2	0	1/2	50	0/1	0	0/3	0	0/2	0
12	IDEHN Filippa	5/14	36	1/4	25	3/3	100	0/4	0	1/2	50			0/1	0
Totals		13/34	38	8/14	57	3/5	60	1/6	17	1/3	33	0/3	0	0/3	0

Team Shots	Goals	Saves	Missed	Post	Blocked	Total	%
6m Shots	8	5				13	62
Wing Shots	4	2	1			7	57
9m Shots	6	3		1	1	11	55
7m Shots		1			N/A	1	0
Fast Breaks	11	3	2	2		18	61
Breakthroughs	2					2	100
Totals	31	14	3	3	1	52	60

Number of Attacks: 61, Scoring Efficiency: 51%



Match Team Statistics

Estatística da partida por equipe / Statistiques du match par équipe

Match 6

SWE 31 - 21 ARG

(13 - 9) (18 - 12)

Referees: COULIBALY Yalatima / DIABATE Mamoudou (CIV)

SWE - Sweden

Shots Distribution

Players

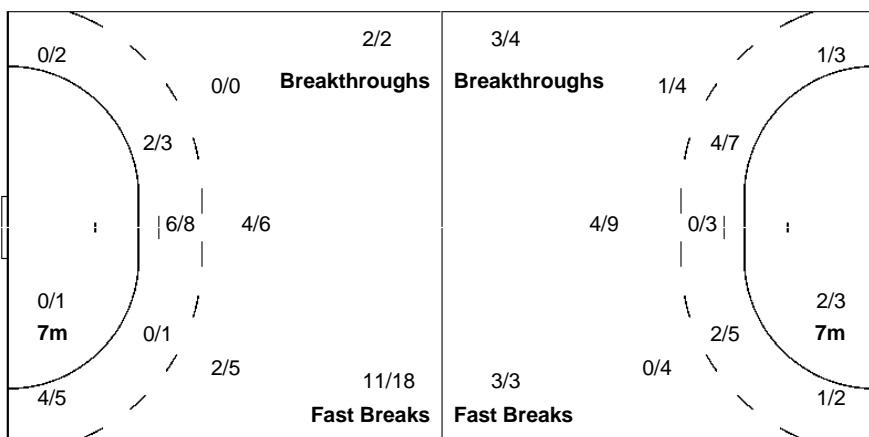
Goals / Shots

1 BUNDSSEN J	3 TEGSTEDT F	6 STROMBERG C	7 BLOHM L	8 ROBERTS J	9 SAND L	10 EK M
	1/1			1/1 0/1		0/1 0/1
	0/1			1/2	2/2	
		1/1	3/4 1/1	1/1 1/2	2/2 1/1 0/1	
			1-Blocked			1-Missed
12 IDEHN F	17 TORSTENSSON L	20 GULLDEN I	24 HAGMAN N	25 WALLEN A	27 JACOBSEN S	29 ALM J
		0/1	1/1			2/2
	0/1	1/1 0/1	1/1			1/1
	0/1	2/2 0/1	1/2 2/2 1/1		1/1 2/2	
	1-Post		1-Missed 1-Post		1-Missed	1-Post

Team
Goals / Shots

4/5	0/3	4/4
3/6		1/2
7/9	6/7	6/9
3-Missed	3-Post	1-Blocked

Offence



Defence

Goalkeepers
Saves / Shots

1/1	3/7	0/4
2/4		4/5
1/7	0/1	1/4

1 BUNDSSEN J

1/1	3/6	0/3
0/1		2/3
1/3	0/1	0/1

12 IDEHN F

	0/1	0/1
2/3		2/2
0/4		1/3



Match Team Statistics

Estatística da partida por equipe / Statistiques du match par équipe

Match 6

SWE 31 - 21 ARG

(13 - 9) (18 - 12)

Referees: COULIBALY Yalatima / DIABATE Mamoudou (CIV)

ARG - Argentina

Players		Shots								Offence		Defence		Punishments			TP	
No.	Name	G/S	%	6m	Wing	9m	7m	FB	BT	AS	TO	ST	BS	YC	2Min	RC		BC
1	CARRATU Marisol																	39:59
3	IACOI Xoana	1/3	33	0/1	1/1	0/1												19:06
4	HARO Lucia	0/1	0		0/1													39:33
5	PIZZO Manuela	4/9	44	1/3		1/3	0/1	1/1	1/1		3							41:13
6	SALVADO Luciana	1/2	50		1/2						1							30:07
7	CAMPIGLI Rocio	1/1	100	1/1							3				2			35:25
8	BELOTTI Amelia	0/1	0		0/1													26:02
9	MENDOZA Luciana	5/9	56	2/2		1/4	2/2		0/1	3	4	1						49:25
10	CRIVELLI Victoria	1/2	50	0/1		1/1				2	2							21:58
12	KOGAN Valentina	0/1	0			0/1												14:12
15	MENA Antonela	1/3	33	1/3									1	1	2			41:00
18	SANS Macarena	4/6	67	0/2				2/2	2/2	1	2	1			1			30:01
21	GANDULFO Macarena											1						5:26
22	KARSTEN Elke	3/9	33	1/2		2/7					1				1			26:33
Bench/Team																		
Totals		21/47	45	6/15	2/5	5/17	2/3	3/3	3/4	6	16	3	1	1	6			

Goalkeepers		Total Shots		6m Shots		Wing Shots		9m Shots		7m Shots		Fast Breaks		Breakthroughs	
No.	Name	S/S	%	S/S	%	S/S	%	S/S	%	S/S	%	S/S	%	S/S	%
1	CARRATU Marisol	10/32	31	2/7	29	2/6	33	3/7	43	1/1	100	2/9	22	0/2	0
12	KOGAN Valentina	4/13	31	3/6	50			0/2	0			1/5	20		
Totals		14/45	31	5/13	38	2/6	33	3/9	33	1/1	100	3/14	21	0/2	0

Team Shots	Goals	Saves	Missed	Post	Blocked	Total	%
6m Shots	6	8	1			15	40
Wing Shots	2	3				5	40
9m Shots	5	1	6		5	17	29
7m Shots	2	1			N/A	3	67
Fast Breaks	3					3	100
Breakthroughs	3		1			4	75
Totals	21	13	8		5	47	45

Number of Attacks: 60, Scoring Efficiency: 35%



Match Team Statistics

Estatística da partida por equipe / Statistiques du match par équipe

Match 6

SWE 31 - 21 ARG

(13 - 9) (18 - 12)

Referees: COULIBALY Yalatima / DIABATE Mamoudou (CIV)

ARG - Argentina

Shots Distribution

Players


Goals / Shots

1 CARRATU M	3 IACOI X	4 HARO L	5 PIZZO M	6 SALVADO L	7 CAMPIGLI R	8 BELOTTI A
	1/1		2/3	1/1		
			1/2			0/1
		0/1	1/1	0/1	1/1	
	1-Blocked		2-Blocked			
9 MENDOZA L	10 CRIVELLI V	12 KOGAN V	15 MENA A	18 SANS M	21 GANDULFO M	22 KARSTEN E
2/2			0/1	0/1 2/2		0/1
	1/2			0/1		1/1
2/2 1/1			1/1	1/1 1/1		2/3
4-Missed		1-Missed	1-Missed			2-Missed 2-Blocked

Team
Goals / Shots

0/1	4/7	4/4
2/4		1/5
6/7	1/1	3/4

8-Missed 5-Blocked



Goalkeepers
Saves / Shots

1/5	3/3	0/4
3/6		1/2
2/9	1/7	3/9

1 CARRATU M

0/3	2/2	0/3
2/4		
2/7	1/6	3/7

12 KOGAN V

1/2	1/1	0/1
1/2		1/2
0/2	0/1	0/2

Legend:

%	Efficiency	2Min	2 Minute Suspensions	6m	6 metre Shots	7m	7 metre Shots	9m	9 metre Shots
AS	Assists	BS	Blocked Shots	BT	Breakthroughs	BC	Blue Cards	FB	Fast Breaks
G/S	Goals/Shots	N/A	Not Applicable	No.	Uniform Number	RC	Red Cards	S/S	Saves/Shots
ST	Steals	TO	Turnover	TP	Time Played	Wing	Wing Shots	YC	Yellow Cards



Match Report
Relatório da partida / Rapport du match

Team A										Team B																						
A					ESP - Spain					B					NOR - Norway																	
played in					in the hall					on					at					Spectators		Match Number										
Rio de Janeiro					Future Arena					MON 8 AUG 2016					14:40					5,238		9										
Half-time (30')		A		B		End of playing time			A		B		1st extra time			A		B		2nd extra time			A		B		After penalty throws		A		B	
Number of 7m		A		Team time-out			Full name of players and officials										Team time-out			B		Number of 7m										
5/7		10		1 26:04 2 47:31 3													1 14:11 2 3			3/3												
No.	Team A						G	YC	2'	RC	BC	No.	Team B						G	YC	2'	RC	BC									
2	LOPEZ Marta											1	GRIMSBO Kari Aalvik																			
4	MARTIN Carmen						3					2	MOLID Mari																			
6	ALBERTO Neli						2		2			3	ARNTZEN Emilie Hegh																			
9	MANGUE Marta						4					4	KRISTIANSEN Veronica						7		2											
10	AGUILAR Macarena						3					5	ALSTAD Ida						1		1											
12	NAVARRO Silvia											6	LOKE Heidi						4	1	1											
14	CHAVEZ Elizabet						3					9	MORK Nora						5													
17	PINEDO Elizabeth						1					10	OFTEDAL Stine Bredal						4													
25	PENA Nerea						2					14	FRAFJORD Marit Malm						1	1	3											
27	GONZALEZ Lara											16	LUNDE Katrine																			
30	ELORZA Patricia											18	KOREN Linn-Kristin Riegelhuth																			
35	EGOZKUE Naiara						1					22	KURTOVIC Amanda						1	1												
48	ZOQBI Darly											23	HERREM Camilla						3													
86	CABRAL Alexandrina						5	1	1			24	SOLBERG Sanna						1													

Off.A	DUENAS Jorge	1				Off.A	HERGEIRSSON Thorir	1			
Off.B	ETAYO Manuel					Off.B	HOGDAHL Mia				
Off.C	FLORES Cesareo					Off.C	FROHOLDT Anne				
Off.D	ONCINA Noelia					Off.D	SJOBakk Trond				

A	Signatures of responsables for the teams (Off.A)		B
TP	Remarks of referees / IHF Official		TP

Referees	Signatures		Signatures	
	GEIPEL L (GER)		HELBIG M (GER)	
Technical Officials				
	TK: REISINGER G (AUT)		SK: VARTANYAN S (RUS)	
IHF Official				
	JENSEN B (DEN)			

Number of 7m scored/awarded to team A resp. B, goals (G), yellow cards (YC), red cards (RC), blue cards (BC) and team penalty (TP)



Results
Resultados / Résultats

Match 9

ESP 24 - 27 NOR
(10 - 11) (14 - 16)

Referees: GEIPEL L (GER) / HELBIG M (GER)

ESP - Spain

Players		Shots							Punishments				
No.	Name	G/S	%	6m	Wing	9m	7m	FB	BT	YC	2Min	RC	BC
2	LOPEZ Marta												
4	MARTIN Carmen	3/4	75		3/4								
6	ALBERTO Neli	2/2	100				2/2				2		
9	MANGUE Marta	4/6	67	3/3		0/2			1/1				
10	AGUILAR Macarena	3/4	75	2/3					1/1				
12	NAVARRO Silvia												
14	CHAVEZ Elizabet	3/3	100	3/3									
17	PINEDO Elizabeth	1/2	50	1/2									
25	PENA Nerea	2/7	29	0/1		1/4	1/2						
27	GONZALEZ Lara												
30	ELORZA Patricia												
35	EGOZKUE Naiara	1/1	100		1/1								
48	ZOQBI Darly												
86	CABRAL Alexandrina	5/11	45	0/1		0/2	2/3	1/1	2/4	1	1		
	Bench/Team									1			
	Totals	24/40	60	9/13	4/5	1/8	5/7	1/1	4/6	2	3		

Goalkeepers		Saves							
No.	Name	S/S	%	6m	Wing	9m	7m	FB	BT
12	NAVARRO Silvia	3/6	50	1/1		1/1	0/2		1/2
48	ZOQBI Darly	11/35	31	3/12	3/7	2/6	0/1	3/8	0/1
	Totals	14/41	34	4/13	3/7	3/7	0/3	3/8	1/3

NOR - Norway

Players		Shots							Punishments				
No.	Name	G/S	%	6m	Wing	9m	7m	FB	BT	YC	2Min	RC	BC
1	GRIMSBO Kari Aalvik												
2	MOLID Mari												
3	ARNTZEN Emilie Hegh												
4	KRISTIANSEN Veronica	7/10	70	1/1		3/5		3/4			2		
5	ALSTAD Ida	1/1	100				1/1				1		
6	LOKE Heidi	4/7	57	3/5				1/2		1	1		
9	MORK Nora	5/11	45	1/2		1/4	2/2		1/3				
10	OFTEDAL Stine Bredal	4/7	57	3/4				0/1	1/2				
14	FRAFJORD Marit Malm	1/1	100	1/1						1	3		
16	LUNDE Katrine												
18	KOREN Linn-Kristin Riegelhuth	0/2	0		0/2								
22	KURTOVIC Amanda	1/3	33		1/3					1			
23	HERREM Camilla	3/4	75		2/3			1/1					
24	SOLBERG Sanna	1/1	100		1/1								
	Bench/Team									1			
	Totals	27/47	57	9/13	4/9	4/9	3/3	5/8	2/5	4	7		

Goalkeepers		Saves							
No.	Name	S/S	%	6m	Wing	9m	7m	FB	BT
1	GRIMSBO Kari Aalvik	10/31	32	2/11	1/5	5/6	1/3	0/1	1/5
16	LUNDE Katrine	1/4	25				1/4		
	Totals	11/35	31	2/11	1/5	5/6	2/7	0/1	1/5

RUNNING SCORE

ESP - NOR

1st Half

0 (1) 1 OFTEDAL SB
 CHAVEZ E 1 (2) 1
 1 (3) 2 LOKE H
 CABRAL A 2 (3) 2
 MANGUE M 3 (5) 2
 MARTIN C 4 (6) 2
 4 (7) 3 KRISTIANSEN V
 4 (8) 4 LOKE H
 4 (10) 5 LOKE H
 CHAVEZ E 5 (10) 5
 PENA N 6 (12) 5
 CABRAL A 7 (13) 5
 7 (17) 6 MORK N
 ALBERTO N 8 (18) 6
 8 (19) 7 MORK N
 8 (24) 8 KRISTIANSEN V
 8 (26) 9 MORK N
 8 (28) 10 SOLBERG S
 MARTIN C 9 (28) 10
 9 (29) 11 FRAFJORD MM
 MARTIN C 10 (30) 11

2nd Half

10 (32) 12 OFTEDAL SB
 MANGUE M 11 (33) 12
 11 (36) 13 HERREM C
 MANGUE M 12 (36) 13
 12 (36) 14 KRISTIANSEN V
 PENA N 13 (37) 14
 13 (38) 15 MORK N
 PINEDO E 14 (38) 15
 14 (39) 16 KURTOVIC A
 AGUILAR M 15 (40) 16
 15 (41) 17 MORK N
 15 (42) 18 KRISTIANSEN V
 CABRAL A 16 (43) 18
 CABRAL A 17 (45) 18
 17 (46) 19 KRISTIANSEN V
 17 (47) 20 OFTEDAL SB
 17 (48) 21 LOKE H
 EGOZKUE N 18 (49) 21
 18 (50) 22 HERREM C
 18 (51) 23 KRISTIANSEN V
 18 (52) 24 KRISTIANSEN V
 CHAVEZ E 19 (53) 24
 19 (54) 25 HERREM C
 ALBERTO N 20 (55) 25
 20 (55) 26 ALSTAD I
 MANGUE M 21 (56) 26
 AGUILAR M 22 (58) 26
 22 (58) 27 OFTEDAL SB
 AGUILAR M 23 (59) 27
 CABRAL A 24 (60) 27

Legend:	% Efficiency	2Min 2 Minute Suspensions	6m 6-metre Shots	7m 7-metre Shots
9m 9-metre Shots	BT Breakthroughs	BC Blue Cards	FB Fast Breaks	
G/S Goals/Shots	No. Uniform Number	RC Red Cards	S/S Saves/Shots	
Wing Wing Shots	YC Yellow Cards			



Match Team Statistics

Estatística da partida por equipe / Statistiques du match par équipe

Match 9

ESP 24 - 27 NOR

(10 - 11) (14 - 16)

Referees: GEIPEL Lars / HELBIG Marcus (GER)

ESP - Spain

Players		Shots								Offence		Defence		Punishments			TP	
No.	Name	G/S	%	6m	Wing	9m	7m	FB	BT	AS	TO	ST	BS	YC	2Min	RC		BC
2	LOPEZ Marta																	0:00
4	MARTIN Carmen	3/4	75		3/4					1	1	1						59:22
6	ALBERTO Neli	2/2	100				2/2				1				2			12:43
9	MANGUE Marta	4/6	67	3/3		0/2			1/1	5	3							45:20
10	AGUILAR Macarena	3/4	75	2/3					1/1	1	2							21:23
12	NAVARRO Silvia																	7:04
14	CHAVEZ Elizabet	3/3	100	3/3						2	1		1					48:28
17	PINEDO Elizabeth	1/2	50	1/2								1						36:33
25	PENA Nerea	2/7	29	0/1		1/4	1/2			2	2							33:35
27	GONZALEZ Lara									1								26:08
30	ELORZA Patricia																	11:00
35	EGOZKUE Naiara	1/1	100		1/1													22:17
48	ZOQBI Darly																	52:56
86	CABRAL Alexandrina	5/11	45	0/1		0/2	2/3	1/1	2/4	1				1	1			43:11
Bench/Team														1				
Totals		24/40	60	9/13	4/5	1/8	5/7	1/1	4/6	13	10	2	1	2	3			

Goalkeepers		Total Shots		6m Shots		Wing Shots		9m Shots		7m Shots		Fast Breaks		Breakthroughs	
No.	Name	S/S	%	S/S	%	S/S	%	S/S	%	S/S	%	S/S	%	S/S	%
12	NAVARRO Silvia	3/6	50	1/1	100			1/1	100	0/2	0			1/2	50
48	ZOQBI Darly	11/35	31	3/12	25	3/7	43	2/6	33	0/1	0	3/8	38	0/1	0
Totals		14/41	34	4/13	31	3/7	43	3/7	43	0/3	0	3/8	38	1/3	33

Team Shots	Goals	Saves	Missed	Post	Blocked	Total	%
6m Shots	9	2	1	1		13	69
Wing Shots	4	1				5	80
9m Shots	1	5	2			8	13
7m Shots	5	2			N/A	7	71
Fast Breaks	1					1	100
Breakthroughs	4	1		1		6	67
Totals	24	11	3	2		40	60

Number of Attacks: 49, Scoring Efficiency: 49%



Match Team Statistics

Estatística da partida por equipe / Statistiques du match par équipe

Match 9

ESP 24 - 27 NOR
(10 - 11) (14 - 16)

Referees: GEIPEL Lars / HELBIG Marcus (GER)

ESP - Spain

Shots Distribution

Players

Goals / Shots

2 LOPEZ M	4 MARTIN C	6 ALBERTO N	9 MANGUE M	10 AGUILAR M	12 NAVARRO S	14 CHAVEZ E
	1/1 1/1		2/2	1/1 0/1 1/1		
				1/1		1/1
	0/1	1/1 1/1	2/2			1/1 1/1

2-Missed

17 PINEDO E	25 PENA N	27 GONZALEZ L	30 ELORZA P	35 EGOZKUE N	48 ZOQBI D	86 CABRAL A
1/1	0/1 1/1					1/1 0/2
	1/2					0/2
0/1	0/2			1/1		2/2 1/1 1/1


1-Post

1-Missed1-Post

Team
Goals / Shots

5/6	2/5	1/1
4/5		1/3
5/5	3/7	3/3

3-Missed 2-Post



Goalkeepers
Saves / Shots

4/6	0/2	0/1
0/3	3/3	1/1
3/9	2/5	1/11

12 NAVARRO S

1/1		
0/1	1/1	
0/2	1/1	

48 ZOQBI D

3/5	0/2	0/1
0/2	2/2	1/1
3/7	1/4	1/11



Match Team Statistics

Estatística da partida por equipe / Statistiques du match par équipe

Match 9

ESP 24 - 27 NOR

(10 - 11) (14 - 16)

Referees: GEIPEL Lars / HELBIG Marcus (GER)

NOR - Norway

Players		Shots								Offence		Defence		Punishments			TP	
No.	Name	G/S	%	6m	Wing	9m	7m	FB	BT	AS	TO	ST	BS	YC	2Min	RC		BC
1	GRIMSBO Kari Aalvik									1								54:34
2	MOLID Mari																	11:59
3	ARNTZEN Emilie Hegh										1							4:24
4	KRISTIANSEN Veronica	7/10	70	1/1		3/5		3/4		1	1				2			59:14
5	ALSTAD Ida	1/1	100				1/1								1			13:01
6	LOKE Heidi	4/7	57	3/5				1/2		2	5			1	1			53:36
9	MORK Nora	5/11	45	1/2		1/4	2/2		1/3	5								25:39
10	OFTEDAL Stine Bredal	4/7	57	3/4				0/1	1/2	4	2							44:52
14	FRAFJORD Marit Malm	1/1	100	1/1										1	3			30:50
16	LUNDE Katrine																	1:22
18	KOREN Linn-Kristin Riegelhuth	0/2	0		0/2													15:37
22	KURTOVIC Amanda	1/3	33		1/3									1				45:01
23	HERREM Camilla	3/4	75		2/3			1/1										47:15
24	SOLBERG Sanna	1/1	100		1/1						1							12:36
Bench/Team														1				
Totals		27/47	57	9/13	4/9	4/9	3/3	5/8	2/5	13	10			4	7			

Goalkeepers		Total Shots		6m Shots		Wing Shots		9m Shots		7m Shots		Fast Breaks		Breakthroughs	
No.	Name	S/S	%	S/S	%	S/S	%	S/S	%	S/S	%	S/S	%	S/S	%
1	GRIMSBO Kari Aalvik	10/31	32	2/11	18	1/5	20	5/6	83	1/3	33	0/1	0	1/5	20
16	LUNDE Katrine	1/4	25							1/4	25				
Totals		11/35	31	2/11	18	1/5	20	5/6	83	2/7	29	0/1	0	1/5	20

Team Shots	Goals	Saves	Missed	Post	Blocked	Total	%
6m Shots	9	4				13	69
Wing Shots	4	3		2		9	44
9m Shots	4	3	1		1	9	44
7m Shots	3				N/A	3	100
Fast Breaks	5	3				8	63
Breakthroughs	2	1	1	1		5	40
Totals	27	14	2	3	1	47	57

Number of Attacks: 50, Scoring Efficiency: 54%



Match Team Statistics

Estatística da partida por equipe / Statistiques du match par équipe

Match 9

ESP 24 - 27 NOR
(10 - 11) (14 - 16)

Referees: GEIPEL Lars / HELBIG Marcus (GER)

NOR - Norway

Shots Distribution

Players

Goals / Shots

1 GRIMSBO KA	2 MOLID M	3 ARNTZEN EH	4 KRISTIANSEN V	5 ALSTAD I	6 LOKE H	9 MORK N
					0/1	0/1
			0/1		1/1	0/2
			3/4	1/1	3/3	2/2
				1/1		0/1
						1/1

1-Missed 1-Post 1-Blocked

10 OFTEDAL SB	14 FRAFJORD MM	16 LUNDE K	18 KOREN LKR	22 KURTOVIC A	23 HERREM C	24 SOLBERG S
2/2			0/1	0/1	1/1	
1/2	1/1		0/1		1/1	1/1
				1/1		

1-Missed

1-Post

1-Post


Team
Goals / Shots

2/6	2/2	1/1
3/3	0/3	0/1
6/9	3/5	10/11

2-Missed 3-Post 1-Blocked

Offence

Defence



Goalkeepers
Saves / Shots

1/6	3/5	0/1
1/5		2/3
0/5	4/7	0/3

1 GRIMSBO KA

1/6	3/4	0/1
1/5		2/3
0/4	3/5	0/3

16 LUNDE K

	0/1	
0/1	1/2	

Legend:	% Efficiency	2Min 2 Minute Suspensions	6m 6 metre Shots	7m 7 metre Shots	9m 9 metre Shots
AS Assists	BS Blocked Shots	BT Breakthroughs	BC Blue Cards	FB Fast Breaks	S/S Saves/Shots
G/S Goals/Shots	N/A Not Applicable	No. Uniform Number	RC Red Cards	S/S Saves/Shots	YC Yellow Cards
ST Steals	TO Turnover	TP Time Played	Wing Wing Shots		



Match Report
Relatório da partida / Rapport du match

Team A										Team B																			
A					KOR - Republic of Korea					B					SWE - Sweden														
played in					in the hall					on					at					Spectators		Match Number							
Rio de Janeiro					Future Arena					MON 8 AUG 2016					09:30					3,875		7							
Half-time (30')		A		B		End of playing time		A		B		1st extra time		A		B		2nd extra time		A		B		After penalty throws		A		B	
Number of 7m		A		Team time-out				A		B		Full name of players and officials		A		B		Team time-out		B		Number of 7m							
2/4		1		21:59		3		2		39:51				1		10:09		2		3		4/4							
No.	Team A						G	YC	2'	RC	BC	No.	Team B						G	YC	2'	RC	BC						
1	OH Yongran											1	BUNDSSEN Johanna																
5	JUNG Yura						3					3	TEGSTEDT Frida							1									
11	RYU Eun Hee						3		1			6	STROMBERG Carin																
12	PARK Mira											7	BLOHM Linn						5										
13	YOO Hyunji						1		1			8	ROBERTS Jamina						1										
14	KIM Jinyi											9	SAND Louise						1										
15	CHOI Sumin						2					10	EK Michaela						1		1								
17	SIM Haein						6					12	IDEHN Filippa																
21	LEE Eunbi						2	1	1			17	TORSTENSSON Linnea						6		1								
22	WOO Sunhee						7					20	GULLDEN Isabelle						6		1								
23	KIM Ona						3					24	HAGMAN Nathalie						7										
24	GWON Han Na						1	1				25	WALLEN Angelica						2		2								
27	NAM Yeongsin											27	JACOBSEN Sabina						1	1									
29	YU Sojeong							1				29	ALM Jenny						1	1									

Off.A	LIM Young Chul	1				Off.A	SIGNELL Henrik	1			
Off.B	CHO Chihyo					Off.B	EKMAN Jan				
Off.C	LIM Gyu Ha					Off.C	WEDBERG Marie				
Off.D	KIM Mi Hyun					Off.E	LINDSKOG Ann				

A	Signatures of responsables for the teams (Off.A)		B
TP	Remarks of referees / IHF Official		TP

Referees	ROEN G (NOR)	Signatures	ARNTSEN K (NOR)	Signatures
Technical Officials	TK: REISINGER G (AUT)		SK: STASOVA J (SVK)	
IHF Official	OIE SO (NOR)			

Number of 7m scored/awarded to team A resp. B, goals (G), yellow cards (YC), red cards (RC), blue cards (BC) and team penalty (TP)



Results
Resultados / Résultats

Match 7

KOR 28 - 31 SWE
(15 - 16) (13 - 15)

Referees: ROEN G (NOR) / ARNTSEN K (NOR)

RUNNING SCORE

KOR - SWE

1st Half

KIM O	1 (1') 0
	1 (2') 1 BLOHM L
	1 (3') 2 JACOBSEN S
	1 (5') 3 HAGMAN N
WOO S	2 (6') 3
	2 (6') 4 TORSTENSSON L
KIM O	3 (6') 4
	3 (7') 5 HAGMAN N
SIM H	4 (7') 5
YOO H	5 (8') 5
WOO S	6 (8') 5
	6 (9') 6 TORSTENSSON L
RYU EH	7 (10') 6
WOO S	8 (11') 6
	8 (14') 7 BLOHM L
SIM H	9 (14') 7
RYU EH	10 (15') 7
	10 (16') 8 GULLDEN I
WOO S	11 (17') 8
WOO S	12 (20') 8
	12 (20') 9 HAGMAN N
	12 (22') 10 ALM J
	12 (23') 11 WALLEN A
GWON HN	13 (24') 11
	13 (25') 12 GULLDEN I
	13 (26') 13 HAGMAN N
RYU EH	14 (27') 13
	14 (27') 14 HAGMAN N
	14 (28') 15 TORSTENSSON L
SIM H	15 (29') 15
	15 (30') 16 WALLEN A

KOR - Republic of Korea

Players		Shots								Punishments			
No.	Name	G/S	%	6m	Wing	9m	7m	FB	BT	YC	2Min	RC	BC
1	OH Yongran												
5	JUNG Yura	3/4	75				1/2		2/2				
11	RYU Eun Hee	3/9	33		0/1	2/7		1/1			1		
12	PARK Mira												
13	YOO Hyunji	1/1	100					1/1			1		
14	KIM Jinyi												
15	CHOI Sumin	2/3	67		2/3								
17	SIM Haein	6/10	60	2/3	0/1	2/3	1/2	1/1					
21	LEE Eunbi	2/6	33	1/1	0/1			1/2	0/2	1	1		
22	WOO Sunhee	7/12	58		3/8			4/4					
23	KIM Ona	3/3	100			2/2			1/1				
24	GWON Han Na	1/2	50	0/1					1/1	1			
27	NAM Yeongsin												
29	YU Sojeong									1			
	Bench/Team									1			
	Totals	28/50	56	3/5	5/14	6/12	2/4	8/9	4/6	4	3		

Goalkeepers		Saves							
No.	Name	S/S	%	6m	Wing	9m	7m	FB	BT
1	OH Yongran	3/17	18	0/3	1/2	2/4	0/2	0/5	0/1
12	PARK Mira	8/25	32	2/8	4/6	2/3	0/2	0/1	0/5
	Totals	11/42	26	2/11	5/8	4/7	0/4	0/6	0/6

SWE - Sweden

Players		Shots								Punishments			
No.	Name	G/S	%	6m	Wing	9m	7m	FB	BT	YC	2Min	RC	BC
1	BUNDSSEN Johanna												
3	TEGSTEDT Frida	0/1	0	0/1						1			
6	STROMBERG Carin												
7	BLOHM Linn	5/6	83	4/5				1/1					
8	ROBERTS Jamina	1/1	100					1/1					
9	SAND Louise	1/2	50		0/1			1/1					
10	EK Michaela	1/2	50		0/1			1/1			1		
12	IDEHN Filippa												
17	TORSTENSSON Linnea	6/10	60	1/1		3/7		1/1	1/1		1		
20	GULLDEN Isabelle	6/7	86	1/1		0/1	4/4		1/1		1		
24	HAGMAN Nathalie	7/12	58	1/1	3/7	0/1		1/1	2/2				
25	WALLEN Angelica	2/3	67	1/2					1/1		2		
27	JACOBSEN Sabina	1/2	50	1/1		0/1				1			
29	ALM Jenny	1/2	50			0/1			1/1	1			
	Bench/Team									1			
	Totals	31/48	65	9/12	3/9	3/11	4/4	6/6	6/6	4	5		

Goalkeepers		Saves							
No.	Name	S/S	%	6m	Wing	9m	7m	FB	BT
1	BUNDSSEN Johanna	0/10	0			0/5		0/4	
12	IDEHN Filippa	13/31	42	2/5	4/8	3/4	1/3	1/5	2/6
	Totals	13/41	32	2/5	4/9	3/9	1/3	1/9	2/6

2nd Half

KIM O	16 (32') 16
LEE E	17 (33') 16
	17 (34') 17 BLOHM L
	17 (35') 18 TORSTENSSON L
LEE E	18 (35') 18
	18 (38') 19 HAGMAN N
	18 (40') 20 BLOHM L
	18 (40') 21 EK M
CHOI S	19 (41') 21
	19 (41') 22 HAGMAN N
SIM H	20 (42') 22
	20 (42') 23 TORSTENSSON L
	20 (44') 24 GULLDEN I
	20 (46') 25 GULLDEN I
	20 (46') 26 ROBERTS J
WOO S	21 (47') 26
WOO S	22 (49') 26
	22 (50') 27 BLOHM L
SIM H	23 (51') 27
	23 (53') 28 GULLDEN I
JUNG Y	24 (54') 28
	24 (55') 29 TORSTENSSON L
JUNG Y	25 (55') 29
JUNG Y	26 (57') 29
CHOI S	27 (58') 29
	27 (59') 30 GULLDEN I
	27 (60') 31 SAND L
SIM H	28 (60') 31

Legend:

%	Efficiency	2Min	2 Minute Suspensions	6m	6-metre Shots	7m	7-metre Shots
9m	9-metre Shots	BT	Breakthroughs	BC	Blue Cards	FB	Fast Breaks
G/S	Goals/Shots	No.	Uniform Number	RC	Red Cards	S/S	Saves/Shots
Wing	Wing Shots	YC	Yellow Cards				



Match Team Statistics

Estatística da partida por equipe / Statistiques du match par équipe

Match 7

KOR 28 - 31 SWE

(15 - 16) (13 - 15)

Referees: ROEN Guro / ARNTSEN Kjersti (NOR)

KOR - Republic of Korea

Players		Shots								Offence		Defence		Punishments			TP	
No.	Name	G/S	%	6m	Wing	9m	7m	FB	BT	AS	TO	ST	BS	YC	2Min	RC		BC
1	OH Yongran																	25:33
5	JUNG Yura	3/4	75				1/2		2/2									19:06
11	RYU Eun Hee	3/9	33		0/1	2/7		1/1		1	2				1			55:30
12	PARK Mira									1								34:27
13	YOO Hyunji	1/1	100					1/1		1	2				1			60:00
14	KIM Jinyi																	2:05
15	CHOI Sumin	2/3	67		2/3					1								42:16
17	SIM Haein	6/10	60	2/3	0/1	2/3	1/2	1/1		2	4	1						60:00
21	LEE Eunbi	2/6	33	1/1	0/1			1/2	0/2					1	1			15:10
22	WOO Sunhee	7/12	58		3/8			4/4										60:00
23	KIM Ona	3/3	100			2/2			1/1	1	2							12:23
24	GWON Han Na	1/2	50	0/1					1/1	1	1			1				29:17
27	NAM Yeongsin																	0:20
29	YU Sojeong										1			1				3:53
Bench/Team														1				
Totals		28/50	56	3/5	5/14	6/12	2/4	8/9	4/6	8	12	1		4	3			

Goalkeepers		Total Shots		6m Shots		Wing Shots		9m Shots		7m Shots		Fast Breaks		Breakthroughs	
No.	Name	S/S	%	S/S	%	S/S	%	S/S	%	S/S	%	S/S	%	S/S	%
1	OH Yongran	3/17	18	0/3	0	1/2	50	2/4	50	0/2	0	0/5	0	0/1	0
12	PARK Mira	8/25	32	2/8	25	4/6	67	2/3	67	0/2	0	0/1	0	0/5	0
Totals		11/42	26	2/11	18	5/8	63	4/7	57	0/4	0	0/6	0	0/6	0

Team Shots	Goals	Saves	Missed	Post	Blocked	Total	%
6m Shots	3	2				5	60
Wing Shots	5	4	3	2		14	36
9m Shots	6	3	1		2	12	50
7m Shots	2	1		1	N/A	4	50
Fast Breaks	8	1				9	89
Breakthroughs	4	2				6	67
Totals	28	13	4	3	2	50	56

Number of Attacks: 59, Scoring Efficiency: 47%



Match Team Statistics

Estatística da partida por equipe / Statistiques du match par équipe

Match 7

KOR 28 - 31 SWE

(15 - 16) (13 - 15)

Referees: ROEN Guro / ARNTSEN Kjersti (NOR)

KOR - Republic of Korea

Shots Distribution

Players


Goals / Shots

1 OH Y	5 JUNG Y	11 RYU EH	12 PARK M	13 YOO H	14 KIM J	15 CHOI S
	1/2			1/1		1/1
		2/2				
		0/3				
		0/1				1/1
		1-Missed	1-Blocked			1-Post
17 SIM H	21 LEE E	22 WOO S	23 KIM O	24 GWON HN	27 NAM Y	29 YU S
	0/1	1/1	1/1	1/1	0/1	
		3/4				
		0/1				
3/4		2/2				
	0/1	1/1		2/2		
1-Post	1-Blocked	1-Missed	2-Missed	1-Post		

Team
Goals / Shots

3/3	5/8	2/2
1/2	0/4	1/2
5/6	0/1	11/13

4-Missed 3-Post 2-Blocked



Goalkeepers
Saves / Shots

0/5	2/4	0/5
2/7		1/2
0/5	3/8	3/6

1 OH Y

0/1	0/1	0/3
0/1		1/2
0/3	1/2	1/4

12 PARK M

0/4	2/3	0/2
2/6		
0/2	2/6	2/2



Match Team Statistics

Estatística da partida por equipe / Statistiques du match par équipe

Match 7

KOR 28 - 31 SWE

(15 - 16) (13 - 15)

Referees: ROEN Guro / ARNTSEN Kjersti (NOR)

SWE - Sweden

Players		Shots								Offence		Defence		Punishments			TP	
No.	Name	G/S	%	6m	Wing	9m	7m	FB	BT	AS	TO	ST	BS	YC	2Min	RC		BC
1	BUNDSEN Johanna																	14:11
3	TEGSTEDT Frida	0/1	0	0/1										1				13:08
6	STROMBERG Carin																	0:00
7	BLOHM Linn	5/6	83	4/5				1/1			3							40:24
8	ROBERTS Jamina	1/1	100					1/1			1	1						23:45
9	SAND Louise	1/2	50		0/1			1/1				1						39:01
10	EK Michaela	1/2	50		0/1			1/1								1		21:18
12	IDEHN Filippa																	43:15
17	TORSTENSSON Linnea	6/10	60	1/1		3/7		1/1	1/1	2	3		1		1			50:11
20	GULLDEN Isabelle	6/7	86	1/1		0/1	4/4		1/1	4	4				1			59:29
24	HAGMAN Nathalie	7/12	58	1/1	3/7	0/1		1/1	2/2	3	2	1						51:04
25	WALLEN Angelica	2/3	67	1/2					1/1	2	1					2		27:33
27	JACOBSEN Sabina	1/2	50	1/1		0/1				2	2		1	1				27:00
29	ALM Jenny	1/2	50			0/1			1/1					1				9:41
	Bench/Team													1				
Totals		31/48	65	9/12	3/9	3/11	4/4	6/6	6/6	13	16	3	2	4	5			

Goalkeepers		Total Shots		6m Shots		Wing Shots		9m Shots		7m Shots		Fast Breaks		Breakthroughs	
No.	Name	S/S	%	S/S	%	S/S	%	S/S	%	S/S	%	S/S	%	S/S	%
1	BUNDSEN Johanna	0/10	0			0/1	0	0/5	0			0/4	0		
12	IDEHN Filippa	13/31	42	2/5	40	4/8	50	3/4	75	1/3	33	1/5	20	2/6	33
Totals		13/41	32	2/5	40	4/9	44	3/9	33	1/3	33	1/9	11	2/6	33

Team Shots	Goals	Saves	Missed	Post	Blocked	Total	%
6m Shots	9	2		1		12	75
Wing Shots	3	5		1		9	33
9m Shots	3	4	2	2		11	27
7m Shots	4				N/A	4	100
Fast Breaks	6					6	100
Breakthroughs	6					6	100
Totals	31	11	2	4		48	65

Number of Attacks: 59, Scoring Efficiency: 53%



Match Team Statistics

Estatística da partida por equipe / Statistiques du match par équipe

Match 7

KOR 28 - 31 SWE
(15 - 16) (13 - 15)

Referees: ROEN Guro / ARNTSEN Kjersti (NOR)

SWE - Sweden

Shots Distribution

Players

Goals / Shots

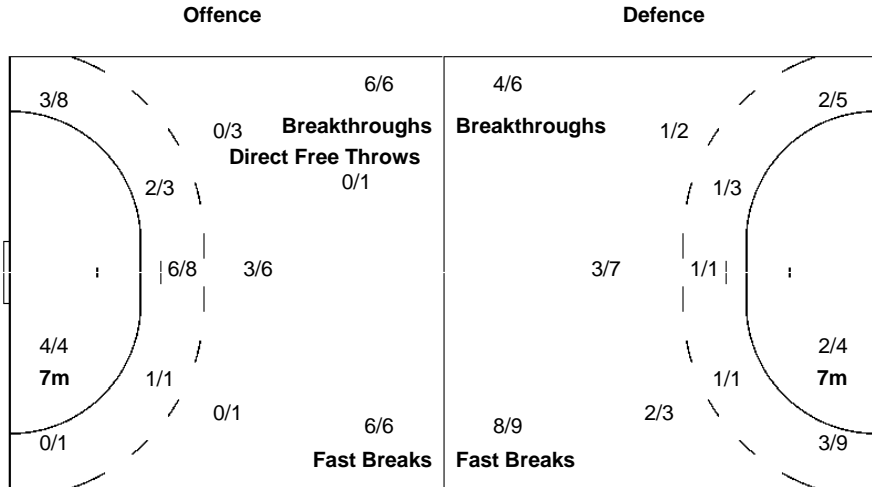
1 BUNDSSEN J	3 TEGSTEDT F	6 STROMBERG C	7 BLOHM L	8 ROBERTS J	9 SAND L	10 EK M
	0/1		1/1 2/2	1/1		1/1
			1-Post		0/1 1/1	1-Post

12 IDEHN F	17 TORSTENSSON L	20 GULLDEN I	24 HAGMAN N	25 WALLEN A	27 JACOBSEN S	29 ALM J
	1/1 2/2 1/1		1/1 0/2			1/1
	1-1 1-Post	2/2	1/1 1/1		1-1	0/1
	1-1 0/1	2/2 1/1	4/5 0/2	1/1 1/2	1-1	
	1-Missed 1-Post	1-Post			1-Missed	

Team
Goals / Shots

5/5	2/4	5/5
5/7		1/2
5/5	5/8	3/6

2-Missed 4-Post



Goalkeepers
Saves / Shots

0/3	3/8	0/2
1/2	4/4	1/2
1/6	1/1	2/13

1 BUNDSSEN J

0/1	0/3	0/1
		0/1
0/2		0/2

12 IDEHN F

0/2	3/5	0/1
1/2	4/4	1/1
1/4	1/1	2/11

Legend:

% Efficiency	2Min 2 Minute Suspensions	6m 6 metre Shots	7m 7 metre Shots	9m 9 metre Shots
AS Assists	BS Blocked Shots	BT Breakthroughs	BC Blue Cards	FB Fast Breaks
G/S Goals/Shots	N/A Not Applicable	No. Uniform Number	RC Red Cards	S/S Saves/Shots
ST Steals	TO Turnover	TP Time Played	Wing Wing Shots	YC Yellow Cards



Match Report
Relatório da partida / Rapport du match

Team A										Team B											
A					BRA - Brazil					B					ROU - Romania						
played in					in the hall					on					at					Match Number	
Rio de Janeiro					Future Arena					MON 8 AUG 2016					16:40		7,858		10		
Half-time (30')	A	B	End of playing time		A	B	1st extra time		A	B	2nd extra time		A	B	After penalty throws		A	B			
	14	9			26	13															
Number of 7m	A	Team time-out			Full name of players and officials										Team time-out			B	Number of 7m		
		3/5	1	2											3	1	2			3	2/4
No.	Team A				G	YC	2'	RC	BC	No.	Team B				G	YC	2'	RC	BC		
2	DINIZ Fabiana				1					3	SZUCS Gabriella										
3	MARTINEZ Alexandra				4					5	GEIGER Melinda				2						
4	ROCHA Samira				2					7	BUCESCHI Eliza										
5	PIEDADE Daniela				1	1	2			8	NEAGU Cristina				6		1				
7	LIMA de ARAUJO Tamires									9	BRADEANU Aurelia										
8	FRANCA da SILVA Fernanda				1					11	PERIANU Gabriela					1	2				
9	BELO Ana Paula				8					12	MUNTEANU Ionica										
10	QUINTINO Jessica				1					15	ARDEAN ELISEI Valentina				1						
12	ARENHART Barbara				1					22	MANEA Oana				2		1				
15	ROCHA Francielle				1					25	HOTEA Camelia										
18	TALESKA Eduarda				2	1		1		30	UNGUREANU Paula										
22	FIER de MOURA Mayara									85	CHINTOAN Florina										
81	FACHINELLO Deonise				4					88	VIZITIU Patricia				1						
84	PESSOA Mayssa Raquel									89	CHIPER Laura				1	1					

Off.A	SOUBAK Morten								Off.A	RYDE Tomas								
Off.B	APRILE Alex								Off.B	BUCESCHI Costica								
Off.C	ORSI Rita								Off.C	IONESCU Adrian								
Off.D	CALISTER Marina								Off.D	MARASTEANU Claudiu								

A	Signatures of responsables for the teams (Off.A)															B
TP	Remarks of referees / IHF Official															TP

Referees	Signatures					Signatures				
	BONAVENTURA C (FRA)					BONAVENTURA J (FRA)				
Technical Officials	TK: ALSEMGEEST M (NED)					SK: FADIGA N (CIV)				
IHF Official	HAGEN M (SWE)									

Number of 7m scored/awarded to team A resp. B, goals (G), yellow cards (YC), red cards (RC), blue cards (BC) and team penalty (TP)



Results
Resultados / Résultats

Match 10

BRA 26 - 13 ROU
(14 - 9) (12 - 4)

Referees: BONAVENTURA C (FRA) / BONAVENTURA J (FRA)

BRA - Brazil

Players		Shots								Punishments			
No.	Name	G/S	%	6m	Wing	9m	7m	FB	BT	YC	2Min	RC	BC
2	DINIZ Fabiana	1/1	100	1/1									
3	MARTINEZ Alexandra	4/7	57	1/1	2/2	0/2		1/2					
4	ROCHA Samira	2/7	29	0/1	1/3		0/2	1/1					
5	PIEADA Daniela	1/1	100	1/1						1	2		
7	LIMA de ARAUJO Tamires												
8	FRANCA da SILVA Fernanda	1/2	50		1/2								
9	BELO Ana Paula	8/11	73	0/1		2/4	3/3	3/3					
10	QUINTINO Jessica	1/2	50		0/1			1/1					
12	ARENHART Barbara	1/1	100			1/1							
15	ROCHA Francielle	1/1	100						1/1				
18	TALESKA Eduarda	2/2	100			2/2				1		1	
22	FIER de MOURA Mayara	0/1	0			0/1							
81	FACHINELLO Deonise	4/6	67	1/2		2/3			1/1				
84	PESSOA Mayssa Raquel												
	Bench/Team												
	Totals	26/42	62	4/7	4/8	7/13	3/5	6/7	2/2	2	2	1	

Goalkeepers		Saves							
No.	Name	S/S	%	6m	Wing	9m	7m	FB	BT
12	ARENHART Barbara	8/21	38	2/6	1/5	5/6	0/2	0/1	0/1
84	PESSOA Mayssa Raquel	1/1	100				1/1		
	Totals	9/22	41	2/6	1/5	5/6	1/3	0/1	0/1

ROU - Romania

Players		Shots								Punishments			
No.	Name	G/S	%	6m	Wing	9m	7m	FB	BT	YC	2Min	RC	BC
3	SZUCS Gabriella												
5	GEIGER Melinda	2/6	33	1/2	1/1	0/2		0/1					
7	BUCESCHI Eliza	0/2	0			0/1	0/1						
8	NEAGU Cristina	6/12	50	1/2		1/5	2/3	1/1	1/1		1		
9	BRADEANU Aurelia	0/2	0			0/2							
11	PERIANU Gabriela	0/5	0	0/1		0/4				1	2		
12	MUNTEANU Ionica												
15	ARDEAN ELISEI Valentina	1/2	50		1/2								
22	MANEA Oana	2/3	67	2/3							1		
25	HOTEA Camelia												
30	UNGUREANU Paula												
85	CHINTOAN Florina	0/1	0	0/1									
88	VIZITIU Patricia	1/4	25		1/4								
89	CHIPER Laura	1/4	25		1/4					1			
	Bench/Team												
	Totals	13/41	32	4/9	4/11	1/14	2/4	1/2	1/1	2	4		

Goalkeepers		Saves							
No.	Name	S/S	%	6m	Wing	9m	7m	FB	BT
12	MUNTEANU Ionica	4/12	33	0/1	1/2	3/4	0/2	0/2	0/1
30	UNGUREANU Paula	6/23	26	1/4	2/5	2/7	0/1	1/5	0/1
	Totals	10/36	28	1/5	3/7	5/12	0/3	1/7	0/2

RUNNING SCORE	
BRA - ROU	
1st Half	
BELO AP	<u>1 (1) 0</u>
	<u>1 (2) 1</u> NEAGU C
DINIZ F	<u>2 (3) 1</u>
MARTINEZ A	<u>3 (4) 1</u>
BELO AP	<u>4 (5) 1</u>
TALESKA E	<u>5 (7) 1</u>
	<u>5 (8) 2</u> NEAGU C
MARTINEZ A	<u>6 (8) 2</u>
	<u>6 (9) 3</u> MANEA O
	<u>6 (11) 4</u> MANEA O
TALESKA E	<u>7 (11) 4</u>
BELO AP	<u>8 (13) 4</u>
BELO AP	<u>9 (15) 4</u>
	<u>9 (16) 5</u> GEIGER M
BELO AP	<u>10 (17) 5</u>
	<u>10 (17) 6</u> GEIGER M
FACHINELLO D	<u>11 (18) 6</u>
	<u>11 (19) 7</u> ARDEAN ELISEI V
BELO AP	<u>12 (22) 7</u>
	<u>12 (23) 8</u> NEAGU C
FRANCA da SILVA F	<u>13 (24) 8</u>
FACHINELLO D	<u>14 (26) 8</u>
	<u>14 (28) 9</u> NEAGU C
2nd Half	
MARTINEZ A	<u>15 (31) 9</u>
BELO AP	<u>16 (35) 9</u>
FACHINELLO D	<u>17 (36) 9</u>
	<u>17 (37) 10</u> CHIPER L
	<u>17 (40) 11</u> NEAGU C
FACHINELLO D	<u>18 (40) 11</u>
PIEADA D	<u>19 (42) 11</u>
ARENHART B	<u>20 (44) 11</u>
	<u>20 (45) 12</u> VIZITIU P
MARTINEZ A	<u>21 (45) 12</u>
BELO AP	<u>22 (51) 12</u>
ROCHA S	<u>23 (51) 12</u>
	<u>23 (52) 13</u> NEAGU C
ROCHA F	<u>24 (52) 13</u>
ROCHA S	<u>25 (53) 13</u>
QUINTINO J	<u>26 (58) 13</u>

Legend:	% Efficiency	2Min 2 Minute Suspensions	6m 6-metre Shots	7m 7-metre Shots
9m 9-metre Shots	BT Breakthroughs	BC Blue Cards	FB Fast Breaks	
G/S Goals/Shots	No. Uniform Number	RC Red Cards	S/S Saves/Shots	
Wing Wing Shots	YC Yellow Cards			



Match Team Statistics

Estatística da partida por equipe / Statistiques du match par équipe

Match 10

BRA 26 - 13 ROU

(14 - 9) (12 - 4)

Referees: BONAVENTURA Charlotte / BONAVENTURA Julie (FRA)

BRA - Brazil

Players		Shots								Offence		Defence		Punishments			TP	
No.	Name	G/S	%	6m	Wing	9m	7m	FB	BT	AS	TO	ST	BS	YC	2Min	RC		BC
2	DINIZ Fabiana	1/1	100	1/1						1			2					38:20
3	MARTINEZ Alexandra	4/7	57	1/1	2/2	0/2		1/2										44:49
4	ROCHA Samira	2/7	29	0/1	1/3		0/2	1/1										19:18
5	PIEIDADE Daniela	1/1	100	1/1										1	2			37:10
7	LIMA de ARAUJO Tamires																	7:18
8	FRANCA da SILVA Fernanda	1/2	50		1/2					1								40:55
9	BELO Ana Paula	8/11	73	0/1		2/4	3/3	3/3		3	4							49:21
10	QUINTINO Jessica	1/2	50		0/1			1/1										17:48
12	ARENHART Barbara	1/1	100			1/1				1								59:19
15	ROCHA Francielle	1/1	100						1/1	4	2							27:35
18	TALESKA Eduarda	2/2	100			2/2				2	1	1		1		1		17:08
22	FIER de MOURA Mayara	0/1	0			0/1												6:54
81	FACHINELLO Deonise	4/6	67	1/2		2/3			1/1	2	1		1					53:24
84	PESSOA Mayssa Raquel																	0:41
Bench/Team																		
Totals		26/42	62	4/7	4/8	7/13	3/5	6/7	2/2	14	8	1	3	2	2	1		

Goalkeepers		Total Shots		6m Shots		Wing Shots		9m Shots		7m Shots		Fast Breaks		Breakthroughs	
No.	Name	S/S	%	S/S	%	S/S	%	S/S	%	S/S	%	S/S	%	S/S	%
12	ARENHART Barbara	8/21	38	2/6	33	1/5	20	5/6	83	0/2	0	0/1	0	0/1	0
84	PESSOA Mayssa Raquel	1/1	100							1/1	100				
Totals		9/22	41	2/6	33	1/5	20	5/6	83	1/3	33	0/1	0	0/1	0

Team Shots	Goals	Saves	Missed	Post	Blocked	Total	%
6m Shots	4	1	1	1		7	57
Wing Shots	4	3	1			8	50
9m Shots	7	5		1		13	54
7m Shots	3			2	N/A	5	60
Fast Breaks	6	1				7	86
Breakthroughs	2					2	100
Totals	26	10	2	4		42	62

Number of Attacks: 47, Scoring Efficiency: 55%



Match Team Statistics

Estatística da partida por equipe / Statistiques du match par équipe

Match 10

BRA 26 - 13 ROU

(14 - 9) (12 - 4)

Referees: BONAVENTURA Charlotte / BONAVENTURA Julie (FRA)

BRA - Brazil

Shots Distribution

Players

Goals / Shots


2 DINIZ F	3 MARTINEZ A	4 ROCHA S	5 PIEDADE D	7 LIMA de ARAUJO T	8 FRANCA da SILVA F	9 BELO AP
1/1	0/1	0/1			1/1	1/1
	1/1	1/1			0/1	1/1
	2/2	1/1	1/1			0/1
	0/1	1/1				1/1
	1/1	1/1				1/1
	2/2	1/1	1/1			3/3
	1-Post	1-Missed2-Post				1-Post

10 QUINTINO J	12 ARENHART B	15 ROCHA F	18 TALESKA E	22 FIER de MOURA M	81 FACHINELLO D	84 PESSOA MR
					1/1	0/1
				0/1		0/1
1/1	1/1	1/1	2/2		3/3	
1-Missed						

Team
Goals / Shots

3/3	1/2	2/3
1/2	0/3	0/2
6/6	4/5	9/10

2-Missed 4-Post



Goalkeepers
Saves / Shots

0/3	1/1	0/1
0/1	3/3	2/2
2/4	0/2	1/5

12 ARENHART B

0/3	1/1	0/1
0/1	2/2	2/2
2/4	0/2	1/5

84 PESSOA MR

	1/1	
--	-----	--



Match Team Statistics

Estatística da partida por equipe / Statistiques du match par équipe

Match 10

BRA 26 - 13 ROU

(14 - 9) (12 - 4)

Referees: BONAVENTURA Charlotte / BONAVENTURA Julie (FRA)

ROU - Romania

Players		Shots								Offence		Defence		Punishments			TP	
No.	Name	G/S	%	6m	Wing	9m	7m	FB	BT	AS	TO	ST	BS	YC	2Min	RC		BC
3	SZUCS Gabriella										1							18:02
5	GEIGER Melinda	2/6	33	1/2	1/1	0/2		0/1		1								18:43
7	BUCESCHI Eliza	0/2	0			0/1	0/1			1	1							24:28
8	NEAGU Cristina	6/12	50	1/2		1/5	2/3	1/1	1/1	1	2				1			54:42
9	BRADEANU Aurelia	0/2	0			0/2				2								43:01
11	PERIANU Gabriela	0/5	0	0/1		0/4					2			1	2			27:02
12	MUNTEANU Ionica										1							17:44
15	ARDEAN ELISEI Valentina	1/2	50		1/2					1	1							43:57
22	MANEA Oana	2/3	67	2/3						1	1				1			51:20
25	HOTEA Camelia																	16:03
30	UNGUREANU Paula										1							37:20
85	CHINTOAN Florina	0/1	0	0/1														9:36
88	VIZITIU Patricia	1/4	25		1/4													23:26
89	CHIPER Laura	1/4	25		1/4									1				34:36
Bench/Team																		
Totals		13/41	32	4/9	4/11	1/14	2/4	1/2	1/1	7	10			2	4			

Goalkeepers		Total Shots		6m Shots		Wing Shots		9m Shots		7m Shots		Fast Breaks		Breakthroughs	
No.	Name	S/S	%	S/S	%	S/S	%	S/S	%	S/S	%	S/S	%	S/S	%
12	MUNTEANU Ionica	4/12	33	0/1	0	1/2	50	3/4	75	0/2	0	0/2	0	0/1	0
30	UNGUREANU Paula	6/23	26	1/4	25	2/5	40	2/7	29	0/1	0	1/5	20	0/1	0
Totals		10/36	28	1/5	20	3/7	43	5/12	42	0/3	0	1/7	14	0/2	0

Team Shots	Goals	Saves	Missed	Post	Blocked	Total	%
6m Shots	4	2	1	2		9	44
Wing Shots	4	1	3	3		11	36
9m Shots	1	5	5		3	14	7
7m Shots	2	1	1		N/A	4	50
Fast Breaks	1		1			2	50
Breakthroughs	1					1	100
Totals	13	9	11	5	3	41	32

Number of Attacks: 46, Scoring Efficiency: 28%



Match Team Statistics

Estatística da partida por equipe / Statistiques du match par équipe

Match 10

BRA 26 - 13 ROU

(14 - 9) (12 - 4)

Referees: BONAVENTURA Charlotte / BONAVENTURA Julie (FRA)

ROU - Romania

Shots Distribution

Players


Goals / Shots

3 SZUCS G	5 GEIGER M	7 BUCESCHI E	8 NEAGU C	9 BRADEANU A	11 PERIANU G	12 MUNTEANU I
	1/1		2/2		0/1	
		0/1		0/1		
			2/2	1/1	0/2	
	1-Missed1-Post	1-Blocked4-Missed	1-Blocked1-Missed	1-Missed	1-Blocked	
15 ARDEAN ELISEI V	22 MANEA O	25 HOTEA C	30 UNGUREANU P	85 CHINTOAN F	88 VIZITIU P	89 CHIPER L
						1/1
	1/1	1/1			1/1	
1/2	1-Missed			1-Post	2-Missed1-Post	1-Missed2-Post

Team
Goals / Shots

3/3	0/1	1/1
1/1	0/3	0/2
2/4	2/2	4/5

11-Missed 5-Post 3-Blocked



Goalkeepers
Saves / Shots

0/3	1/2	1/3
1/2	3/3	2/2
0/6	1/5	1/10

12 MUNTEANU I

	1/1	1/2
1/1	1/1	
0/4	0/1	0/2

30 UNGUREANU P

0/3	0/1	0/1
0/1	2/2	2/2
0/2	1/3	1/8

Legend:

%	Efficiency	2Min	2 Minute Suspensions	6m	6 metre Shots	7m	7 metre Shots	9m	9 metre Shots
AS	Assists	BS	Blocked Shots	BT	Breakthroughs	BC	Blue Cards	FB	Fast Breaks
G/S	Goals/Shots	N/A	Not Applicable	No.	Uniform Number	RC	Red Cards	S/S	Saves/Shots
ST	Steals	TO	Turnover	TP	Time Played	Wing	Wing Shots	YC	Yellow Cards



Match Report
Relatório da partida / Rapport du match

Team A										Team B																			
A					FRA - France					B					RUS - Russian Federation														
played in					in the hall					on					at					Spectators		Match Number							
Rio de Janeiro					Future Arena					MON 8 AUG 2016					11:30					4,980		8							
Half-time (30')		A		B		End of playing time		A		B		1st extra time		A		B		2nd extra time		A		B		After penalty throws		A		B	
Number of 7m		A		Team time-out				A		B		Full name of players and officials		A		B		Team time-out		B		Number of 7m							
4/7		1		25:53		3		2		50:45				1		21:00		2		43:24		3		56:24		5/5			
No.	Team A						G	YC	2'	RC	BC	No.	Team B						G	YC	2'	RC	BC						
1	GLAUSER Laura											1	SEDOYKINA Anna																
3	DANCETTE Blandine											2	KUZNETSOVA Polina						6	1	1								
5	AYGLON SAURINA Camille							1	2			7	DMITRIEVA Daria						2										
7	PINEAU Allison						5					8	SEN Anna						1		1								
8	LANDRE Laurisa								1			10	AKOPIAN Olga						2										
10	ZAADI DEUNA Grace											13	VYAKHIREVA Anna						4										
12	LEYNAUD Amandine											15	SUDAKOVA Marina						4										
13	HOUETTE Manon											17	BOBROVNIKOVA Vladlena						2										
17	DEMBELE Siraba						6	1				21	ZHILINSKAYTE Victoria																
18	BULLEUX Chloe						1					22	MARENNIKOVA Ekaterina																
24	EDWIGE Beatrice								1			24	BLIZNOVA Irina						3	1	1								
27	NZE-MINKO Estelle						1		1			33	ILINA Ekaterina						1										
29	NIOMBLA Gnonsiane						1					77	PETROVA Mayya						1	1	1								
64	LACRABERE Alexandra						11		1			88	KALININA Viktoriia																

Off.A	KRUMBHOLZ Olivier	1				Off.A	TREFILOV Evgenii	1			
Off.B	BARADAT Eric					Off.B	AKAPIAN Levon				
Off.C	JUIN Gerard					Off.C	ALMYASHEV Syait				
Off.D	LE NAOUR Annick					Off.D	KRASHENINNIKOV Igor				

A	Signatures of responsables for the teams (Off.A)		B
TP	Remarks of referees / IHF Official		TP

Referees	Signatures	Signatures
LAH B (SLO)		SOK D (SLO)
Technical Officials	Signatures	Signatures
TK: ADJEMIAN T (ARG)		SK: MITRUNEN P (FIN)
IHF Official	Signatures	
GALLEGO R (ESP)		

Number of 7m scored/awarded to team A resp. B, goals (G), yellow cards (YC), red cards (RC), blue cards (BC) and team penalty (TP)



Results
Resultados / Résultats

Match 8

FRA 25 - 26 RUS
(10 - 15) (15 - 11)

Referees: LAH B (SLO) / SOK D (SLO)

FRA - France

Players		Shots								Punishments			
No.	Name	G/S	%	6m	Wing	9m	7m	FB	BT	YC	2Min	RC	BC
1	GLAUSER Laura												
3	DANCETTE Blandine												
5	AYGLON SAURINA Camille	0/1	0			0/1				1	2		
7	PINEAU Allison	5/11	45	2/4		2/4	1/3						
8	LANDRE Laurisa										1		
10	ZAADI DEUNA Grace	0/2	0			0/1		0/1					
12	LEYNAUD Amandine												
13	HOUETTE Manon	0/1	0		0/1								
17	DEMBELE Siraba	6/9	67	1/1	2/4			2/3	1/1	1			
18	BULLEUX Chloe	1/2	50		1/2								
24	EDWIGE Beatrice										1		
27	NZE-MINKO Estelle	1/3	33	1/3							1		
29	NIOMBLA Gnonsiane	1/2	50	0/1					1/1				
64	LACRABERE Alexandra	11/13	85	5/5		2/3	3/4		1/1		1		
	Bench/Team									1			
	Totals	25/44	57	9/14	3/7	4/9	4/7	2/4	3/3	3	6		

Goalkeepers		Saves							
No.	Name	S/S	%	6m	Wing	9m	7m	FB	BT
1	GLAUSER Laura	5/17	29	2/4	0/5	3/6	0/2		
12	LEYNAUD Amandine	9/23	39	1/3	2/9	5/6	0/3	1/1	0/1
	Totals	14/40	35	3/7	2/14	8/12	0/5	1/1	0/1

RUS - Russian Federation

Players		Shots								Punishments			
No.	Name	G/S	%	6m	Wing	9m	7m	FB	BT	YC	2Min	RC	BC
1	SEDOYKINA Anna												
2	KUZNETSOVA Polina	6/6	100		5/5	1/1				1	1		
7	DMITRIEVA Daria	2/6	33	1/1	0/1	0/2		0/1	1/1				
8	SEN Anna	1/1	100	1/1							1		
10	AKOPIAN Olga	2/7	29	0/2	1/1	1/4							
13	VYAKHIREVA Anna	4/5	80			0/1	4/4						
15	SUDAKOVA Marina	4/4	100		4/4								
17	BOBROVNIKOVA Vladlena	2/4	50			2/4							
21	ZHILINSKAYTE Victoria	0/1	0			0/1							
22	MARENNIKOVA Ekaterina												
24	BLIZNOVA Irina	3/4	75		2/3		1/1			1	1		
33	ILINA Ekaterina	1/4	25	1/2		0/2							
77	PETROVA Mayya	1/1	100	1/1						1	1		
88	KALININA Viktoriia												
	Bench/Team									1			
	Totals	26/43	60	4/7	12/14	4/15	5/5	0/1	1/1	4	4		

Goalkeepers		Saves							
No.	Name	S/S	%	6m	Wing	9m	7m	FB	BT
1	SEDOYKINA Anna	6/25	24	0/5	3/6	2/6	1/4	0/1	0/3
88	KALININA Viktoriia	4/10	40	1/5	1/1		2/3	0/1	
	Totals	10/35	29	1/10	4/7	2/6	3/7	0/2	0/3

RUNNING SCORE
FRA - RUS

1st Half

LACRABERE A	1 (1') 0
PINEAU A	2 (4') 1
LACRABERE A	2 (5') 2
LACRABERE A	3 (5') 2
LACRABERE A	3 (6') 3
LACRABERE A	4 (7') 3
LACRABERE A	4 (8') 4
LACRABERE A	5 (8') 4
LACRABERE A	5 (9') 5
LACRABERE A	5 (10') 6
LACRABERE A	5 (11') 7
LACRABERE A	5 (13') 8
PINEAU A	6 (14') 8
LACRABERE A	7 (15') 8
LACRABERE A	8 (16') 8
LACRABERE A	8 (19') 9
LACRABERE A	8 (21') 10
LACRABERE A	8 (22') 11
LACRABERE A	8 (23') 12
PINEAU A	9 (23') 12
LACRABERE A	9 (24') 13
NIOMBLA G	10 (25') 13
LACRABERE A	10 (28') 14
LACRABERE A	10 (30') 15

2nd Half

LACRABERE A	11 (32') 15
LACRABERE A	11 (34') 16
BULLEUX C	12 (35') 16
LACRABERE A	12 (36') 17
LACRABERE A	13 (36') 17
LACRABERE A	13 (38') 18
DEMBELE S	14 (39') 18
LACRABERE A	15 (40') 18
LACRABERE A	15 (41') 19
DEMBELE S	16 (41') 19
DEMBELE S	16 (42') 20
NZE-MINKO E	17 (44') 20
LACRABERE A	17 (44') 21
DEMBELE S	18 (45') 21
DEMBELE S	19 (47') 21
PINEAU A	20 (48') 21
LACRABERE A	20 (49') 22
LACRABERE A	21 (50') 22
LACRABERE A	21 (50') 23
LACRABERE A	22 (51') 23
LACRABERE A	22 (51') 23
LACRABERE A	22 (53') 25
PINEAU A	23 (54') 25
LACRABERE A	23 (59') 26
DEMBELE S	24 (59') 26
DEMBELE S	25 (60') 26

Legend:	% Efficiency	2Min 2 Minute Suspensions	6m 6-metre Shots	7m 7-metre Shots
9m 9-metre Shots	BT Breakthroughs	BC Blue Cards	FB Fast Breaks	
G/S Goals/Shots	No. Uniform Number	RC Red Cards	S/S Saves/Shots	
Wing Wing Shots	YC Yellow Cards			



Match Team Statistics

Estatística da partida por equipe / Statistiques du match par équipe

Match 8

FRA 25 - 26 RUS

(10 - 15) (15 - 11)

Referees: LAH Bojan / SOK David (SLO)

FRA - France

Players		Shots								Offence		Defence		Punishments			TP	
No.	Name	G/S	%	6m	Wing	9m	7m	FB	BT	AS	TO	ST	BS	YC	2Min	RC		BC
1	GLAUSER Laura																	27:31
3	DANCETTE Blandine																	0:00
5	AYGLON SAURINA Camille	0/1	0			0/1					1			1	2			28:55
7	PINEAU Allison	5/11	45	2/4		2/4	1/3			2	3	1						51:49
8	LANDRE Laurisa									1	1					1		18:39
10	ZAADI DEUNA Grace	0/2	0			0/1		0/1										11:37
12	LEYNAUD Amandine																	32:29
13	HOUETTE Manon	0/1	0		0/1													11:24
17	DEMBELE Siraba	6/9	67	1/1	2/4			2/3	1/1	1				1				46:34
18	BULLEUX Chloe	1/2	50		1/2						1							37:12
24	EDWIGE Beatrice									1	1					1		37:55
27	NZE-MINKO Estelle	1/3	33	1/3						1	1					1		36:52
29	NIOMBLA Gnonsiane	1/2	50	0/1					1/1	2	1							33:29
64	LACRABERE Alexandra	11/13	85	5/5		2/3	3/4		1/1	2	1					1		45:34
Bench/Team														1				
Totals		25/44	57	9/14	3/7	4/9	4/7	2/4	3/3	10	10	1		3	6			

Goalkeepers		Total Shots		6m Shots		Wing Shots		9m Shots		7m Shots		Fast Breaks		Breakthroughs	
No.	Name	S/S	%	S/S	%	S/S	%	S/S	%	S/S	%	S/S	%	S/S	%
1	GLAUSER Laura	5/17	29	2/4	50	0/5	0	3/6	50	0/2	0				
12	LEYNAUD Amandine	9/23	39	1/3	33	2/9	22	5/6	83	0/3	0	1/1	100	0/1	0
Totals		14/40	35	3/7	43	2/14	14	8/12	67	0/5	0	1/1	100	0/1	0

Team Shots	Goals	Saves	Missed	Post	Blocked	Total	%
6m Shots	9	1	2		2	14	64
Wing Shots	3	4				7	43
9m Shots	4	2		1	2	9	44
7m Shots	4	3			N/A	7	57
Fast Breaks	2		2			4	50
Breakthroughs	3					3	100
Totals	25	10	4	1	4	44	57

Number of Attacks: 49, Scoring Efficiency: 51%



Match Team Statistics

Estatística da partida por equipe / Statistiques du match par équipe

Match 8

FRA 25 - 26 RUS
(10 - 15) (15 - 11)

Referees: LAH Bojan / SOK David (SLO)

FRA - France

Shots Distribution

Players

Goals / Shots


1 GLAUSER L	3 DANCETTE B	5 AYGLON SAURINA C	7 PINEAU A	8 LANDRE L	10 ZAADI DEUNA G	12 LEYNAUD A
			1/1 1/1			
			1/2 1/1			
			1/2		0/1	
			1-Blocked 1-Missed 1-Post 1-Blocked		1-Missed	

13 HOUETTE M	17 DEMBELE S	18 BULLEUX C	24 EDWIGE B	27 NZE-MINKO E	29 NIOMBLA G	64 LACRABERE A
						3/3 1/1
		1/1 0/1				1/1 1/1
0/1	3/3 1/2 0/1			1/1 0/1	1/1	4/5 1/1
	1-Missed			1-Missed	1-Blocked	1-Blocked

Team
Goals / Shots

1/1	4/4	2/2
3/4	0/1	3/4
8/10	4/7	0/1

4-Missed 1-Post 4-Blocked



Goalkeepers
Saves / Shots

1/6	2/7	2/5
2/3	2/2	2/3
1/6	1/3	1/5

1 GLAUSER L

0/1	0/3	1/3
1/1	1/1	0/1
0/2	1/1	1/4

12 LEYNAUD A

1/5	2/4	1/2
1/2	1/1	2/2
1/4	0/2	0/1



Match Team Statistics

Estatística da partida por equipe / Statistiques du match par équipe

Match 8

FRA 25 - 26 RUS

(10 - 15) (15 - 11)

Referees: LAH Bojan / SOK David (SLO)

RUS - Russian Federation

Players		Shots								Offence		Defence		Punishments			TP	
No.	Name	G/S	%	6m	Wing	9m	7m	FB	BT	AS	TO	ST	BS	YC	2Min	RC		BC
1	SEDOYKINA Anna																	47:04
2	KUZNETSOVA Polina	6/6	100		5/5	1/1					1			1	1			45:07
7	DMITRIEVA Daria	2/6	33	1/1	0/1	0/2		0/1	1/1	1	3		3					49:54
8	SEN Anna	1/1	100	1/1						1						1		32:15
10	AKOPIAN Olga	2/7	29	0/2	1/1	1/4				2	1	1						29:45
13	VYAKHIREVA Anna	4/5	80			0/1	4/4			2	2		1					47:14
15	SUDAKOVA Marina	4/4	100		4/4													21:39
17	BOBROVNIKOVA Vladlena	2/4	50			2/4				5	3							27:58
21	ZHILINSKAYTE Victoria	0/1	0			0/1					1							3:07
22	MARENNIKOVA Ekaterina											1						16:27
24	BLIZNOVA Irina	3/4	75		2/3		1/1			4				1	1			43:25
33	ILINA Ekaterina	1/4	25	1/2		0/2				1								11:18
77	PETROVA Mayya	1/1	100	1/1							1			1	1			31:51
88	KALININA Viktoriia																	12:56
Bench/Team														1				
Totals		26/43	60	4/7	12/14	4/15	5/5	0/1	1/1	16	12	2	4	4	4			

Goalkeepers		Total Shots		6m Shots		Wing Shots		9m Shots		7m Shots		Fast Breaks		Breakthroughs	
No.	Name	S/S	%	S/S	%	S/S	%	S/S	%	S/S	%	S/S	%	S/S	%
1	SEDOYKINA Anna	6/25	24	0/5	0	3/6	50	2/6	33	1/4	25	0/1	0	0/3	0
88	KALININA Viktoriia	4/10	40	1/5	20	1/1	100			2/3	67	0/1	0		
Totals		10/35	29	1/10	10	4/7	57	2/6	33	3/7	43	0/2	0	0/3	0

Team Shots	Goals	Saves	Missed	Post	Blocked	Total	%
6m Shots	4	3				7	57
Wing Shots	12	2				14	86
9m Shots	4	8		3		15	27
7m Shots	5				N/A	5	100
Fast Breaks		1				1	0
Breakthroughs	1					1	100
Totals	26	14		3		43	60

Number of Attacks: 50, Scoring Efficiency: 52%



Match Team Statistics

Estatística da partida por equipe / Statistiques du match par équipe

Match 8

FRA 25 - 26 RUS

(10 - 15) (15 - 11)

Referees: LAH Bojan / SOK David (SLO)

RUS - Russian Federation

Shots Distribution

Players

Goals / Shots

1 SEDOYKINA A	2 KUZNETSOVA P	7 DMITRIEVA D	8 SEN A	10 AKOPIAN O	13 VYAKHIREVA A	15 SUDAKOVA M
	4/4	0/1 1/2	1/1	0/1 0/1	1/2 1/1	2/2
	1/1 1/1	1/1		0/2 0/1 0/1		
				1/1 1/1	2/2	2/2

17 BOBROVNIKOVA V	21 ZHILINSKAYTE V	22 MARENNIKOVA E	24 BLIZNOVA I	33 ILINA E	77 PETROVA M	88 KALININA V
			1/1	1/1 0/1	1/1	
1/1			1/1 1/1			
	0/1		0/1			

1-Post


2-Post

Team
Goals / Shots

5/6	5/7	3/5
1/3	0/2	1/3
5/6	2/3	4/5

3-Post

Offence



Defence

Goalkeepers
Saves / Shots

0/1	0/4	0/2
1/4	1/1	1/4
2/10	3/7	1/1

1 SEDOYKINA A

	0/3	0/1
1/4	1/1	0/2
2/9	1/4	1/1

88 KALININA V

0/1	0/1	0/1
		1/2
0/1	2/3	

Legend:	% Efficiency	2Min 2 Minute Suspensions	6m 6 metre Shots	7m 7 metre Shots	9m 9 metre Shots
AS Assists	BS Blocked Shots	BT Breakthroughs	BC Blue Cards	FB Fast Breaks	S/S Saves/Shots
G/S Goals/Shots	N/A Not Applicable	No. Uniform Number	RC Red Cards	S/S Saves/Shots	YC Yellow Cards
ST Steals	TO Turnover	TP Time Played	Wing Wing Shots		



Match Report
Relatório da partida / Rapport du match

Team A										Team B																			
A					ANG - Angola					B					MNE - Montenegro														
played in					in the hall					on					at					Spectators		Match Number							
Rio de Janeiro					Future Arena					MON 8 AUG 2016					21:50					5,975		12							
Half-time (30')		A		B		End of playing time		A		B		1st extra time		A		B		2nd extra time		A		B		After penalty throws		A		B	
Number of 7m		A		Team time-out				Full name of players and officials				Team time-out		B		Number of 7m													
4/4		1		22:26		2		51:07		3		59:47		1		14:23		2		45:04		3		5/5					
No.	Team A						G	YC	2'	RC	BC	No.	Team B						G	YC	2'	RC	BC						
1	BARBOSA Neide Marisa de P.											1	RAJCIC Marina																
6	MACHADO Juliana Jose						1		1			2	PETROVIC Radmila								1								
8	MONTEIRO Lurdes Marcelina						2		1			4	RADICEVIC Jovanka						5										
9	BERNARDO Natalia Maria						5					9	JAUKOVIC Durdina								1								
10	KASSOMA Albertina Cruz						5	1	2			10	BULATOVIC Andela							1									
11	KIALA Luisa											15	KLIKOVAC Andrea																
12	BRANCO Cristina Direito											17	POPOVIC Bojana						3		1								
15	CARLOS Azenaide Daniela						3					22	BARJAKTAROVIC Sonja																
16	ALMEIDA Teresa Patricia											32	BULATOVIC Katarina						9		1								
17	DOMBAXI Wuta Waco Bige						1		1	1		66	RAMUSOVIC Ema																
21	CAZANGA Magda Alfredo						2	1				77	MEHMEDOVIC Majda						4										
25	VENANCIO Liliana da Silva						1		3			88	PAVICEVIC Biljana						2										
31	SANTOS Janete Viegas dos											90	RAICEVIC Milena																
90	GUIALO Isabel Evelize W.						7					92	LAZOVIC Suzana						2	1									

Off.A	CRUZ Filipe de Carvalho					Off.A	BESLIJA Emir				
Off.B	NETO Edgar Goncalves					Off.B	ADZIC Dragan				
Off.C	ABEL David					Off.C	DONOVIC Vlatko				
Off.D	CAMPOS Maria Natalia					Off.D	MATIC Aleksandar				

A	Signatures of responsables for the teams (Off.A)		B
TP	Remarks of referees / IHF Official		TP

Referees	ALPAIDZE V (RUS)	Signatures	BEREZKINA T (RUS)	Signatures
Technical Officials	TK: ALSEMGEEST M (NED)		SK: FADIGA N (CIV)	
IHF Official	HUELIN T (ESP)			

Number of 7m scored/awarded to team A resp. B, goals (G), yellow cards (YC), red cards (RC), blue cards (BC) and team penalty (TP)



Results
Resultados / Résultats

Match 12

ANG 27 - 25 MNE
(12 - 12) (15 - 13)

Referees: ALPAIDZE V (RUS) / BEREZKINA T (RUS)

ANG - Angola

Players		Shots							Punishments				
No.	Name	G/S	%	6m	Wing	9m	7m	FB	BT	YC	2Min	RC	BC
1	BARBOSA Neide Marisa de P.												
6	MACHADO Juliana Jose	1/3	33	0/1	1/2						1		
8	MONTEIRO Lurdes Marcelina	2/3	67			1/2		1/1			1		
9	BERNARDO Natalia Maria	5/8	63	1/2				3/3	1/3				
10	KASSOMA Albertina Cruz	5/5	100	5/5						1	2		
11	KIALA Luisa												
12	BRANCO Cristina Direito												
15	CARLOS Azenaide Daniela	3/7	43	1/3	1/1	1/3							
16	ALMEIDA Teresa Patricia												
17	DOMBAXI Wuta Waco Bige	1/2	50		0/1	1/1					1	1	
21	CAZANGA Magda Alfredo	2/7	29	1/2		0/4		1/1		1			
25	VENANCIO Liliانا da Silva	1/1	100	1/1								3	
31	SANTOS Janete Viegas dos	0/1	0	0/1									
90	GUIALIO Isabel Evelize W.	7/13	54	1/1		0/4	4/4	1/1	1/3				
	Bench/Team												
	Totals	27/50	54	10/16	2/4	3/14	4/4	6/6	2/6	2	8	1	

Goalkeepers		Saves							
No.	Name	S/S	%	6m	Wing	9m	7m	FB	BT
1	BARBOSA Neide Marisa de P.								
12	BRANCO Cristina Direito	4/12	33	0/1	2/3	2/3	0/2	0/2	0/1
16	ALMEIDA Teresa Patricia	12/29	41	3/6	5/9	4/7	0/3	0/3	0/1
	Totals	16/41	39	3/7	7/12	6/10	0/5	0/5	0/2

MNE - Montenegro

Players		Shots							Punishments				
No.	Name	G/S	%	6m	Wing	9m	7m	FB	BT	YC	2Min	RC	BC
1	RAJCIC Marina												
2	PETROVIC Radmila	0/3	0		0/2	0/1					1		
4	RADICEVIC Jovanka	5/9	56	1/2	2/5			2/2					
9	JAUKOVIC Durdina	0/2	0			0/2					1		
10	BULATOVIC Andela	0/1	0		0/1					1			
15	KLIKOVAC Andrea												
17	POPOVIC Bojana	3/6	50	0/1		1/3			2/2		1		
22	BARJAKTAROVIC Sonja												
32	BULATOVIC Katarina	9/11	82	1/1		3/5	5/5				1		
66	RAMUSOVIC Ema												
77	MEHMEDOVIC Majda	4/7	57		2/5			2/2					
88	PAVICEVIC Biljana	2/4	50		1/2			1/2					
90	RAICEVIC Milena	0/4	0	0/1		0/3							
92	LAZOVIC Suzana	2/3	67	2/3						1			
	Bench/Team												
	Totals	25/50	50	4/8	5/15	4/14	5/5	5/6	2/2	2	4		

Goalkeepers		Saves							
No.	Name	S/S	%	6m	Wing	9m	7m	FB	BT
1	RAJCIC Marina	14/40	35	4/14	1/3	7/10	0/3	0/6	2/4
22	BARJAKTAROVIC Sonja	0/1	0				0/1		
	Totals	14/41	34	4/14	1/3	7/10	0/4	0/6	2/4

RUNNING SCORE
ANG - MNE

1st Half	
CARLOS AD	1 (4') 1
CAZANGA MA	2 (6') 1
BERNARDO NM	3 (6') 1
	3 (7') 2 RADICEVIC J
	3 (9') 3 BULATOVIC K
GUIALIO IEW	4 (11') 3
	4 (12') 4 MEHMEDOVIC M
KASSOMA AC	5 (12') 4
MACHADO JJ	6 (13') 4
BERNARDO NM	7 (14') 4
GUIALIO IEW	8 (15') 4
	8 (15') 5 BULATOVIC K
GUIALIO IEW	9 (19') 5
	9 (21') 6 RADICEVIC J
	9 (21') 7 MEHMEDOVIC M
	9 (23') 8 LAZOVIC S
	9 (24') 9 POPOVIC B
GUIALIO IEW	10 (26') 9
	10 (27') 10 BULATOVIC K
	10 (28') 11 RADICEVIC J
CARLOS AD	11 (28') 11
KASSOMA AC	12 (29') 11
	12 (30') 12 BULATOVIC K
2nd Half	
	12 (32') 13 MEHMEDOVIC M
DOMBAXI WWB	13 (33') 13
BERNARDO NM	14 (33') 13
VENANCIO LDS	15 (35') 13
	15 (36') 14 RADICEVIC J
MONTEIRO LM	16 (37') 14
	16 (40') 15 LAZOVIC S
	16 (41') 16 BULATOVIC K
BERNARDO NM	17 (42') 16
KASSOMA AC	18 (44') 16
CAZANGA MA	19 (46') 16
CARLOS AD	20 (46') 16
MONTEIRO LM	21 (47') 16
GUIALIO IEW	22 (48') 16
	22 (50') 17 RADICEVIC J
	22 (50') 18 BULATOVIC K
	22 (51') 19 PAVICEVIC B
	22 (53') 20 PAVICEVIC B
KASSOMA AC	23 (53') 20
GUIALIO IEW	24 (55') 20
	24 (56') 21 BULATOVIC K
	24 (57') 22 POPOVIC B
	24 (58') 23 MEHMEDOVIC M
GUIALIO IEW	25 (59') 23
	25 (59') 24 POPOVIC B
BERNARDO NM	26 (60') 24
	26 (60') 25 BULATOVIC K
KASSOMA AC	27 (60') 25

Legend:

%	Efficiency	2Min	2 Minute Suspensions	6m	6-metre Shots	7m	7-metre Shots
9m	9-metre Shots	BT	Breakthroughs	BC	Blue Cards	FB	Fast Breaks
G/S	Goals/Shots	No.	Uniform Number	RC	Red Cards	S/S	Saves/Shots
Wing	Wing Shots	YC	Yellow Cards				



Match Team Statistics

Estatística da partida por equipe / Statistiques du match par équipe

Match 12

ANG 27 - 25 MNE

(12 - 12) (15 - 13)

Referees: ALPAIDZE Viktoriia / BEREZKINA Tatiana (RUS)

ANG - Angola

Players		Shots								Offence		Defence		Punishments			TP	
No.	Name	G/S	%	6m	Wing	9m	7m	FB	BT	AS	TO	ST	BS	YC	2Min	RC		BC
1	BARBOSA Neide Marisa de P.																	0:00
6	MACHADO Juliana Jose	1/3	33	0/1	1/2					1					1			53:29
8	MONTEIRO Lurdes Marcelina	2/3	67			1/2		1/1		1					1			27:55
9	BERNARDO Natalia Maria	5/8	63	1/2				3/3	1/3	5	1							52:14
10	KASSOMA Albertina Cruz	5/5	100	5/5						2			1	1	2			41:10
11	KIALA Luisa										2							17:21
12	BRANCO Cristina Direito																	19:27
15	CARLOS Azenaide Daniela	3/7	43	1/3	1/1	1/3				1	2							18:25
16	ALMEIDA Teresa Patricia																	40:33
17	DOMBAXI Wuta Waco Bige	1/2	50		0/1	1/1									1	1		23:08
21	CAZANGA Magda Alfredo	2/7	29	1/2		0/4		1/1		1	2			1				37:44
25	VENANCIO Liliana da Silva	1/1	100	1/1							2				3			27:11
31	SANTOS Janete Viegas dos	0/1	0	0/1							1							26:47
90	GUIALO Isabel Evelize W.	7/13	54	1/1		0/4	4/4	1/1	1/3	1		1						34:36
Bench/Team											2							
Totals		27/50	54	10/16	2/4	3/14	4/4	6/6	2/6	12	12	1	1	2	8	1		

Goalkeepers		Total Shots		6m Shots		Wing Shots		9m Shots		7m Shots		Fast Breaks		Breakthroughs	
No.	Name	S/S	%	S/S	%	S/S	%	S/S	%	S/S	%	S/S	%	S/S	%
1	BARBOSA Neide Marisa de P.														
12	BRANCO Cristina Direito	4/12	33	0/1	0	2/3	67	2/3	67	0/2	0	0/2	0	0/1	0
16	ALMEIDA Teresa Patricia	12/29	41	3/6	50	5/9	56	4/7	57	0/3	0	0/3	0	0/1	0
Totals		16/41	39	3/7	43	7/12	58	6/10	60	0/5	0	0/5	0	0/2	0

Team Shots	Goals	Saves	Missed	Post	Blocked	Total	%
6m Shots	10	4	1	1		16	63
Wing Shots	2	1	1			4	50
9m Shots	3	7	3	1		14	21
7m Shots	4				N/A	4	100
Fast Breaks	6					6	100
Breakthroughs	2	2	1	1		6	33
Totals	27	14	6	3		50	54

Number of Attacks: 59, Scoring Efficiency: 46%



Match Team Statistics

Estatística da partida por equipe / Statistiques du match par équipe

Match 12

ANG 27 - 25 MNE

(12 - 12) (15 - 13)

Referees: ALPAIDZE Viktoriia / BEREZKINA Tatiana (RUS)

ANG - Angola

Shots Distribution

Players

Goals / Shots


1 BARBOSA NMDP	6 MACHADO JJ	8 MONTEIRO LM	9 BERNARDO NM	10 KASSOMA AC	11 KIALA L	12 BRANCO CD
	0/1 0/1		1/1	1/1		
		1/1	0/1		1/1	
				3/4 0/1 1/2		
					2/2	
					2/2	

15 CARLOS AD	16 ALMEIDA TP	17 DOMBAXI WWB	21 CAZANGA MA	25 VENANCIO LDS	31 SANTOS JVD	90 GUIALO IEW
						1/1 2/2 3/3
0/1 0/1			1/1			1/2 0/1
3/3				2/3 0/1		
2-Missed		1-Missed	1-Missed1-Post			2-Missed2-Post

Team
Goals / Shots

2/3	2/3	5/6
3/6		3/6
8/10	0/2	4/5

6-Missed 3-Post



Goalkeepers
Saves / Shots

2/5	4/4	2/7
0/3	2/2	0/4
1/8	5/5	0/3

1 BARBOSA NMDP

12 BRANCO CD

1/2	1/1	0/2
0/1		
0/3	2/2	0/1

16 ALMEIDA TP

1/3	3/3	2/5
0/2	2/2	0/4
1/5	3/3	0/2



Match Team Statistics

Estatística da partida por equipe / Statistiques du match par équipe

Match 12

ANG 27 - 25 MNE

(12 - 12) (15 - 13)

Referees: ALPAIDZE Viktoriia / BEREZKINA Tatiana (RUS)

MNE - Montenegro

Players		Shots								Offence		Defence		Punishments			TP	
No.	Name	G/S	%	6m	Wing	9m	7m	FB	BT	AS	TO	ST	BS	YC	2Min	RC		BC
1	RAJCIC Marina									1	1							59:12
2	PETROVIC Radmila	0/3	0		0/2	0/1				1					1			39:42
4	RADICEVIC Jovanka	5/9	56	1/2	2/5			2/2			1							47:30
9	JAUKOVIC Durdina	0/2	0			0/2					1				1			17:37
10	BULATOVIC Andela	0/1	0		0/1					1	1			1				29:46
15	KLIKOVAC Andrea																	17:35
17	POPOVIC Bojana	3/6	50	0/1		1/3			2/2	1					1			21:17
22	BARJAKTAROVIC Sonja																	0:48
32	BULATOVIC Katarina	9/11	82	1/1		3/5	5/5			2	1				1			33:52
66	RAMUSOVIC Ema																	0:00
77	MEHMEDOVIĆ Majda	4/7	57		2/5			2/2			3							45:03
88	PAVICEVIC Biljana	2/4	50		1/2			1/2		1								15:00
90	RAICEVIC Milena	0/4	0	0/1		0/3				4	4	1						54:13
92	LAZOVIC Suzana	2/3	67	2/3						1				1				38:25
Bench/Team																		
Totals		25/50	50	4/8	5/15	4/14	5/5	5/6	2/2	12	12	1		2	4			

Goalkeepers		Total Shots		6m Shots		Wing Shots		9m Shots		7m Shots		Fast Breaks		Breakthroughs	
No.	Name	S/S	%	S/S	%	S/S	%	S/S	%	S/S	%	S/S	%	S/S	%
1	RAJCIC Marina	14/40	35	4/14	29	1/3	33	7/10	70	0/3	0	0/6	0	2/4	50
22	BARJAKTAROVIC Sonja	0/1	0							0/1	0				
Totals		14/41	34	4/14	29	1/3	33	7/10	70	0/4	0	0/6	0	2/4	50

Team Shots	Goals	Saves	Missed	Post	Blocked	Total	%
6m Shots	4	3	1			8	50
Wing Shots	5	7	1	2		15	33
9m Shots	4	6	3		1	14	29
7m Shots	5				N/A	5	100
Fast Breaks	5		1			6	83
Breakthroughs	2					2	100
Totals	25	16	6	2	1	50	50

Number of Attacks: 60, Scoring Efficiency: 42%



Match Team Statistics

Estatística da partida por equipe / Statistiques du match par équipe

Match 12

ANG 27 - 25 MNE

(12 - 12) (15 - 13)

Referees: ALPAIDZE Viktoriia / BEREZKINA Tatiana (RUS)

MNE - Montenegro

Shots Distribution

Players

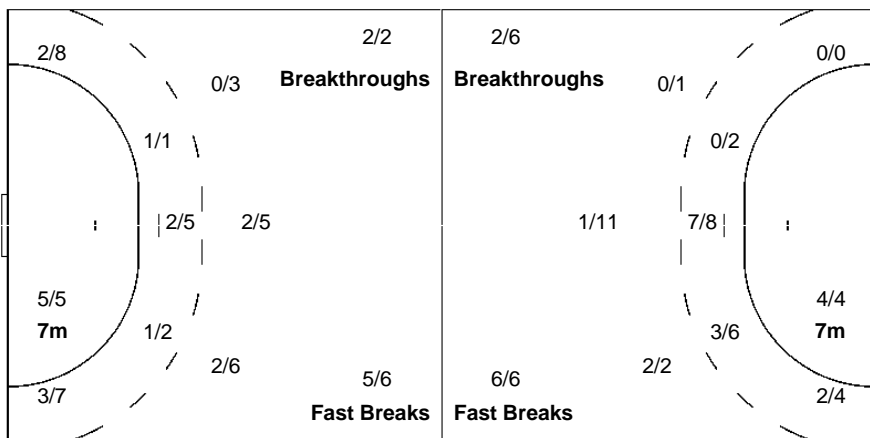
Goals / Shots

1 RAJCIC M	2 PETROVIC R	4 RADICEVIC J	9 JAUKOVIC D	10 BULATOVIC A	15 KLIKOVAC A	17 POPOVIC B
	0/1 0/1	0/1	0/1			0/1 1/1
		2/2 2/2	0/1			
	0/1	1/1		0/1		2/2 0/1
		2-Missed 1-Post	1-Missed			1-Blocked
22 BARJAKTAROVIC S	32 BULATOVIC K	66 RAMUSOVIC E	77 MEHMEDOVIC M	88 PAVICEVIC B	90 RAICEVIC M	92 LAZOVIC S
	2/3 3/4		0/1 1/1	0/1		1/1
			1/1 0/1		1/1	
	3/3 1/1		1/1 1/1		0/1 0/1	0/1
			1-Post	1-Missed	2-Missed	

Team
Goals / Shots

3/5	0/4	5/7
3/3	0/2	4/4
7/8	0/5	3/3
6-Missed	2-Post	1-Blocked

Offence



Goalkeepers
Saves / Shots

1/3	1/3	1/6
3/6		3/6
2/10	2/2	1/5

1 RAJCIC M

1/3	1/3	1/5
3/6		3/6
2/10	2/2	1/5

22 BARJAKTAROVIC S

		0/1

Legend:

%	Efficiency	2Min	2 Minute Suspensions	6m	6 metre Shots	7m	7 metre Shots	9m	9 metre Shots
AS	Assists	BS	Blocked Shots	BT	Breakthroughs	BC	Blue Cards	FB	Fast Breaks
G/S	Goals/Shots	N/A	Not Applicable	No.	Uniform Number	RC	Red Cards	S/S	Saves/Shots
ST	Steals	TO	Turnover	TP	Time Played	Wing	Wing Shots	YC	Yellow Cards



Match Report
Relatório da partida / Rapport du match

Team A										Team B													
A					ARG - Argentina					B					NED - Netherlands								
played in					in the hall					on					at					Match Number			
Rio de Janeiro					Future Arena					MON 8 AUG 2016					19:50					8,975		11	
Half-time (30')		A	B	End of playing time		A	B	1st extra time		A	B	2nd extra time		A	B	After penalty throws		A	B				
		9	13			18	26																
Number of 7m		Team time-out			Full name of players and officials										Team time-out			B	Number of 7m				
3/4		1	2	3											1	2	3	3/3					
		7:29	45:29	57:18											23:31	43:10							
No.	Team A					G	YC	2'	RC	BC	No.	Team B					G	YC	2'	RC	BC		
1	CARRATU Marisol										6	van der HEIJDEN Laura					4					1	
3	IACOI Xoana										8	ABBINGH Lois					1					1	
4	HARO Lucia					1					9	van OLPHEN Sanne					1						
5	PIZZO Manuela					1	1				10	SNELDER Danick					2	1				2	
6	SALVADO Luciana					2					13	BROCH Yvette										1	
7	CAMPIGLI Rocio					2		1			17	GROOT Nycke					1					1	
8	BELOTTI Amelia					2					18	DULFER Kelly						1				1	
9	MENDOZA Luciana					3	1	1			21	GOOS Michelle										2	
10	CRIVELLI Victoria										23	JANKOVIC Jasmina											
12	KOGAN Valentina										24	SMEETS Martine					4						
15	MENA Antonela					2		1			26	MALESTEIN Angela					3	1				1	
18	SANS Macarena					1	1	1			30	LUCIANO Ailly					3						
21	GANDULFO Macarena					2		1			33	WESTER Tess					1						
22	KARSTEN Elke					2					79	POLMAN Estavana					6						

Off.A	PERUCHENA Eduardo					Off.A	GROENER Henk				
Off.B	SCIGLITANO Gustavo					Off.B	PORTENGEN Peter				
Off.C	NOGUERA Gaston					Off.C	KLIJN Debbie				
Off.D	FERNANDEZ Claudio					Off.D	HEISEN Jelle				

A	Signatures of responsables for the teams (Off.A)										B
TP	Remarks of referees / IHF Official										TP

Referees	Signatures		Signatures	
	MOUSAVIAN NAZHAD . (IRI)		KOLAHDOUZAN M (IRI)	
Technical Officials	Signatures		Signatures	
	TK: HAGEN M (SWE)		SK: VARTANYAN S (RUS)	
IHF Official	Signatures			
	PEREIRA SEDREZ S (BRA)			

Number of 7m scored/awarded to team A resp. B, goals (G), yellow cards (YC), red cards (RC), blue cards (BC) and team penalty (TP)



Results
Resultados / Résultats

Match 11

ARG 18 - 26 NED
(9 - 13) (9 - 13)

Referees: MOUSAVIAN NAZHAD . (IRI) / KOLAHDOUZAN M (IRI)

RUNNING SCORE

ARG - NED

1st Half

0 (1) 1	POLMAN E
0 (3) 2	SNELDER D
0 (6) 3	POLMAN E
0 (6) 4	SMEETS M
0 (8) 5	van der HEIJDEN L
0 (9) 6	WESTER T
0 (10) 7	SMEETS M
1 (13) 7	MENDOZA L
2 (14) 7	KARSTEN E
3 (15) 7	GANDULFO M
4 (18) 7	BELOTTI A
4 (19) 8	van der HEIJDEN L
5 (20) 8	MENA A
6 (20) 8	GANDULFO M
6 (20) 9	MALESTEIN A
7 (22) 9	PIZZO M
7 (24) 10	van OLPHEN S
8 (25) 10	BELOTTI A
8 (26) 11	ABBINGH L
8 (28) 12	LUCIANO A
9 (29) 12	MENDOZA L
9 (30) 13	LUCIANO A

2nd Half

10 (31) 13	MENDOZA L
11 (32) 13	HARO L
11 (33) 14	GROOT N
11 (34) 15	POLMAN E
11 (35) 16	SNELDER D
11 (36) 17	LUCIANO A
12 (37) 17	CAMPIGLI R
12 (38) 18	POLMAN E
13 (38) 18	SANS M
13 (39) 19	van der HEIJDEN L
14 (40) 19	KARSTEN E
15 (41) 19	SALVADO L
16 (42) 19	SALVADO L
17 (43) 19	MENA A
17 (44) 20	van der HEIJDEN L
17 (46) 21	SMEETS M
17 (48) 22	POLMAN E
17 (49) 23	POLMAN E
17 (50) 24	SMEETS M
18 (52) 24	CAMPIGLI R
18 (57) 25	MALESTEIN A
18 (58) 26	MALESTEIN A

ARG - Argentina

Players		Shots								Punishments			
No.	Name	G/S	%	6m	Wing	9m	7m	FB	BT	YC	2Min	RC	BC
1	CARRATU Marisol												
3	IACOI Xoana												
4	HARO Lucia	1/5	20	0/1	1/2	0/2							
5	PIZZO Manuela	1/2	50				1/2			1			
6	SALVADO Luciana	2/4	50		2/2			0/2					
7	CAMPIGLI Rocio	2/3	67	2/3							1		
8	BELOTTI Amelia	2/5	40	0/1	2/4								
9	MENDOZA Luciana	3/6	50	1/1		0/3	2/2			1	1		
10	CRIVELLI Victoria	0/4	0	0/3		0/1							
12	KOGAN Valentina												
15	MENA Antonela	2/3	67	2/3							1		
18	SANS Macarena	1/4	25	0/1		0/1		1/1	0/1	1	1		
21	GANDULFO Macarena	2/3	67			0/1		2/2				1	
22	KARSTEN Elke	2/5	40	0/1		0/2		1/1	1/1				
	Bench/Team												
	Totals	18/44	41	5/14	5/8	0/10	3/4	4/6	1/2	3	5		

Goalkeepers		Saves							
No.	Name	S/S	%	6m	Wing	9m	7m	FB	BT
1	CARRATU Marisol	0/6	0	0/2		0/1	0/1	0/2	
12	KOGAN Valentina	11/31	35	3/8	2/3	2/6	0/2	2/8	2/4
	Totals	11/37	30	3/10	2/3	2/7	0/3	2/10	2/4

NED - Netherlands

Players		Shots								Punishments			
No.	Name	G/S	%	6m	Wing	9m	7m	FB	BT	YC	2Min	RC	BC
6	van der HEIJDEN Laura	4/5	80	1/1		1/2		1/1	1/1				
8	ABBINGH Lois	1/3	33	0/1		1/2							
9	van OLPHEN Sanne	1/3	33			1/3							
10	SNELDER Danick	2/2	100	2/2						1	2		
13	BROCH Yvette	0/1	0	0/1								1	
17	GROOT Nycke	1/4	25	1/2		0/1		0/1				1	
18	DULFER Kelly	0/1	0					0/1				1	
21	GOOS Michelle											2	
23	JANKOVIC Jasmina												
24	SMEETS Martine	4/5	80					4/5					
26	MALESTEIN Angela	3/5	60	1/1	1/3			1/1		1	1		
30	LUCIANO Ailly	3/5	60	1/2				2/2	0/1				
33	WESTER Tess	1/1	100			1/1							
79	POLMAN Estavana	6/9	67	1/1	0/1	1/2	3/3		1/2				
	Bench/Team												
	Totals	26/44	59	7/11	1/4	5/11	3/3	8/11	2/4	3	10		

Goalkeepers		Saves							
No.	Name	S/S	%	6m	Wing	9m	7m	FB	BT
23	JANKOVIC Jasmina	11/22	50	2/5	2/5	5/5	1/2	1/4	0/1
33	WESTER Tess	4/11	36	2/4	1/3	1/1	0/2	0/1	
	Totals	15/33	45	4/9	3/8	6/6	1/4	1/5	0/1

Legend:	% Efficiency	2Min 2 Minute Suspensions	6m 6-metre Shots	7m 7-metre Shots
9m 9-metre Shots	BT Breakthroughs	BC Blue Cards	FB Fast Breaks	
G/S Goals/Shots	No. Uniform Number	RC Red Cards	S/S Saves/Shots	
Wing Wing Shots	YC Yellow Cards			



Match Team Statistics

Estatística da partida por equipe / Statistiques du match par équipe

Match 11

ARG 18 - 26 NED

(9 - 13) (9 - 13)

Referees: MOUSAVIAN NAZHAD SADEGHI Alireza / KOLAHDOUZAN Majid (IRI)

ARG - Argentina

Players		Shots								Offence		Defence		Punishments			TP	
No.	Name	G/S	%	6m	Wing	9m	7m	FB	BT	AS	TO	ST	BS	YC	2Min	RC		BC
1	CARRATU Marisol																	6:09
3	IACOI Xoana																	24:08
4	HARO Lucia	1/5	20	0/1	1/2	0/2				1								33:02
5	PIZZO Manuela	1/2	50				1/2				2			1				16:13
6	SALVADO Luciana	2/4	50		2/2			0/2		1	1							34:14
7	CAMPIGLI Rocio	2/3	67	2/3						1	1		1		1			37:22
8	BELOTTI Amelia	2/5	40	0/1	2/4					1	1							27:07
9	MENDOZA Luciana	3/6	50	1/1		0/3	2/2			3	3			1	1			43:27
10	CRIVELLI Victoria	0/4	0	0/3		0/1					1							20:51
12	KOGAN Valentina																	48:05
15	MENA Antonela	2/3	67	2/3						2						1		35:03
18	SANS Macarena	1/4	25	0/1		0/1		1/1	0/1	4				1	1			23:23
21	GANDULFO Macarena	2/3	67			0/1		2/2							1			53:29
22	KARSTEN Elke	2/5	40	0/1		0/2		1/1	1/1									27:56
	Bench/Team																	
Totals		18/44	41	5/14	5/8	0/10	3/4	4/6	1/2	13	9		1	3	5			

Goalkeepers		Total Shots		6m Shots		Wing Shots		9m Shots		7m Shots		Fast Breaks		Breakthroughs	
No.	Name	S/S	%	S/S	%	S/S	%	S/S	%	S/S	%	S/S	%	S/S	%
1	CARRATU Marisol	0/6	0	0/2	0			0/1	0	0/1	0	0/2	0		
12	KOGAN Valentina	11/31	35	3/8	38	2/3	67	2/6	33	0/2	0	2/8	25	2/4	50
Totals		11/37	30	3/10	30	2/3	67	2/7	29	0/3	0	2/10	20	2/4	50

Team Shots	Goals	Saves	Missed	Post	Blocked	Total	%
6m Shots	5	4	3	1	1	14	36
Wing Shots	5	3				8	63
9m Shots		6	2		2	10	0
7m Shots	3	1			N/A	4	75
Fast Breaks	4	1	1			6	67
Breakthroughs	1		1			2	50
Totals	18	15	7	1	3	44	41

Number of Attacks: 51, Scoring Efficiency: 35%



Match Team Statistics

Estatística da partida por equipe / Statistiques du match par équipe

Match 11

ARG 18 - 26 NED

(9 - 13) (9 - 13)

Referees: MOUSAVIAN NAZHAD SADEGHI Alireza / KOLAHDOUZAN Majid (IRI)

ARG - Argentina

Shots Distribution

Players

Goals / Shots


1 CARRATU M	3 IACOI X	4 HARO L	5 PIZZO M	6 SALVADO L	7 CAMPIGLI R	8 BELOTTI A
		0/1	1/2	1/1	2/2	1/2
		1/1			0/1	1/1
		1-Missed	1-Blocked	1-Missed		1-Blocked

9 MENDOZA L	10 CRIVELLI V	12 KOGAN V	15 MENA A	18 SANS M	21 GANDULFO M	22 KARSTEN E
1/1			1/1		1/1	0/1
0/1	0/1		1/2	0/1	0/1	1/2
0/1				1/1	1/1	1/1
1-Missed	1-Missed 1-Post	1-Blocked		2-Missed		1-Missed

Team
Goals / Shots

1/2	2/3	4/6
1/4	0/2	4/6
3/4	0/1	3/5
7-Missed	1-Post	3-Blocked

Offence



Defence

Goalkeepers
Saves / Shots

0/4	1/3	1/4
2/4		1/5
3/6	1/2	2/9

1 CARRATU M

	0/1	
0/1		
		0/4

12 KOGAN V

0/4	1/2	1/4
2/3		1/5
3/6	1/2	2/5



Match Team Statistics

Estatística da partida por equipe / Statistiques du match par équipe

Match 11

ARG 18 - 26 NED

(9 - 13) (9 - 13)

Referees: MOUSAVIAN NAZHAD SADEGHI Alireza / KOLAHDOUZAN Majid (IRI)

NED - Netherlands

Players		Shots								Offence		Defence		Punishments			TP	
No.	Name	G/S	%	6m	Wing	9m	7m	FB	BT	AS	TO	ST	BS	YC	2Min	RC		BC
6	van der HEIJDEN Laura	4/5	80	1/1		1/2		1/1	1/1	2	1				1			45:09
8	ABBINGH Lois	1/3	33	0/1		1/2							1		1			12:10
9	van OLPHEN Sanne	1/3	33			1/3				1								10:59
10	SNELDER Danick	2/2	100	2/2						1	2			1	2			36:03
13	BROCH Yvette	0/1	0	0/1						1	2				1			28:18
17	GROOT Nycke	1/4	25	1/2		0/1		0/1		7	2				1			52:06
18	DULFER Kelly	0/1	0					0/1					2	1	1			35:37
21	GOOS Michelle														2			13:11
23	JANKOVIC Jasmina									3	1							31:47
24	SMEETS Martine	4/5	80					4/5										46:02
26	MALESTEIN Angela	3/5	60	1/1	1/3			1/1						1	1			27:34
30	LUCIANO Ailly	3/5	60	1/2				2/2	0/1			1						30:27
33	WESTER Tess	1/1	100			1/1												25:36
79	POLMAN Estavana	6/9	67	1/1	0/1	1/2	3/3		1/2	2	1							25:01
Bench/Team																		
Totals		26/44	59	7/11	1/4	5/11	3/3	8/11	2/4	17	9	1	3	3	10			

Goalkeepers		Total Shots		6m Shots		Wing Shots		9m Shots		7m Shots		Fast Breaks		Breakthroughs	
No.	Name	S/S	%	S/S	%	S/S	%	S/S	%	S/S	%	S/S	%	S/S	%
23	JANKOVIC Jasmina	11/22	50	2/5	40	2/5	40	5/5	100	1/2	50	1/4	25	0/1	0
33	WESTER Tess	4/11	36	2/4	50	1/3	33	1/1	100	0/2	0	0/1	0		
Totals		15/33	45	4/9	44	3/8	38	6/6	100	1/4	25	1/5	20	0/1	0

Team Shots	Goals	Saves	Missed	Post	Blocked	Total	%
6m Shots	7	3		1		11	64
Wing Shots	1	2		1		4	25
9m Shots	5	2	2	1	1	11	45
7m Shots	3				N/A	3	100
Fast Breaks	8	2		1		11	73
Breakthroughs	2	2				4	50
Totals	26	11	2	4	1	44	59

Number of Attacks: 50, Scoring Efficiency: 52%



Match Team Statistics

Estatística da partida por equipe / Statistiques du match par équipe

Match 11

ARG 18 - 26 NED

(9 - 13) (9 - 13)

Referees: MOUSAVIAN NAZHAD SADEGHI Alireza / KOLAHDOUZAN Majid (IRI)

NED - Netherlands

Shots Distribution

Players

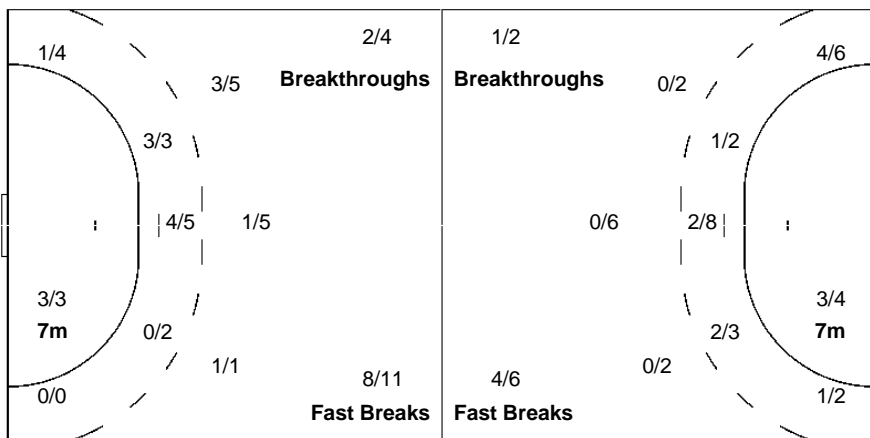
Goals / Shots

6 van der HEIJDEN L	8 ABBINGH L	9 van OLPHEN S	10 SNELDER D	13 BROCH Y	17 GROOT N	18 DULFER K
1/1		1/2			1/1	
2/2			1/1	0/1		0/1
1/1		1/2	1/1		0/1	0/1
1-Missed	1-Missed	1-Blocked			1-Post	
21 GOOS M	23 JANKOVIC J	24 SMEETS M	26 MALESTEIN A	30 LUCIANO A	33 WESTER T	79 POLMAN E
		1/1	1/1	1/1	0/1	2/2
		1/1			1/1	0/1
		2/2	1/1	1/1		1/1
		1-Post	1-Post	1-Post		1/2
			1/2			2/3

Team
Goals / Shots

4/4	2/3	3/4
2/4		4/5
3/6	1/2	7/9
2-Missed	4-Post	1-Blocked

Offence



Defence

Goalkeepers
Saves / Shots

1/2	1/3	2/6
3/4	2/2	2/6
1/4	1/1	2/5

23 JANKOVIC J

1/1	1/3	1/3
2/2	1/1	2/5
0/2	1/1	2/4

33 WESTER T

0/1		1/3
1/2	1/1	0/1
1/2		0/1

Legend:	% Efficiency	2Min 2 Minute Suspensions	6m 6 metre Shots	7m 7 metre Shots	9m 9 metre Shots
AS Assists	BS Blocked Shots	BT Breakthroughs	BC Blue Cards	FB Fast Breaks	
G/S Goals/Shots	N/A Not Applicable	No. Uniform Number	RC Red Cards	S/S Saves/Shots	
ST Steals	TO Turnover	TP Time Played	Wing Wing Shots	YC Yellow Cards	



Match Report
Relatório da partida / Rapport du match

Team A										Team B																			
A					BRA - Brazil					B					ESP - Spain														
played in					in the hall					on					at					Spectators		Match Number							
Rio de Janeiro					Future Arena					WED 10 AUG 2016					09:30					8,495		13							
Half-time (30')		A		B		End of playing time		A		B		1st extra time		A		B		2nd extra time		A		B		After penalty throws		A		B	
Number of 7m		A		Team time-out		Full name of players and officials										Team time-out		B		Number of 7m									
6/7		1 9:17		2 18:04		3 56:24																		3/4					
No.	Team A						G	YC	2'	RC	BC	No.	Team B						G	YC	2'	RC	BC						
2	DINIZ Fabiana											2	LOPEZ Marta																
3	MARTINEZ Alexandra						6					4	MARTIN Carmen						3										
4	ROCHA Samira											6	ALBERTO Neli								1								
5	PIEADA Daniela						1	1				9	MANGUE Marta						1		1								
7	LIMA de ARAUJO Tamires											10	AGUILAR Macarena						2										
8	FRANCA da SILVA Fernanda						7		1			12	NAVARRO Silvia																
9	BELO Ana Paula						1					14	CHAVEZ Elizabet						3	1	2								
10	QUINTINO Jessica						1					17	PINEDO Elizabeth						6		1								
12	ARENHART Barbara											25	PENA Nerea						8	1									
15	ROCHA Francielle						1					27	GONZALEZ Lara							1	1								
18	TALESKA Eduarda						4	1	2			30	ELORZA Patricia								1								
22	FIER de MOURA Mayara											35	EGOZKUE Naiara																
81	FACHINELLO Deonise						3		2			48	ZOQBI Darly																
84	PESSOA Mayssa Raquel											86	CABRAL Alexandrina						6		1								

Off.A	SOUBAK Morten					Off.A	DUENAS Jorge				
Off.B	APRILE Alex					Off.B	ETAYO Manuel		1		
Off.C	ORSI Rita					Off.C	FLORES Cesareo				
Off.D	CALISTER Marina		1			Off.D	ONCINA Noelia				

A	Signatures of responsables for the teams (Off.A)		B
TP	Remarks of referees / IHF Official		TP

Referees	Signatures		Signatures	
	KOO B (KOR)		LEE S (KOR)	
Technical Officials				
	TK: ADJEMIAN T (ARG)		SK: VARTANYAN S (RUS)	
IHF Official				
	NACHEVSKI D (MKD)			

Number of 7m scored/awarded to team A resp. B, goals (G), yellow cards (YC), red cards (RC), blue cards (BC) and team penalty (TP)



Results
Resultados / Résultats

Match 13

BRA 24 - 29 ESP
(12 - 15) (12 - 14)

Referees: KOO B (KOR) / LEE S (KOR)

BRA - Brazil

Players		Shots								Punishments			
No.	Name	G/S	%	6m	Wing	9m	7m	FB	BT	YC	2Min	RC	BC
2	DINIZ Fabiana												
3	MARTINEZ Alexandra	6/9	67		2/5		4/4						
4	ROCHA Samira	0/1	0		0/1								
5	PIEADADE Daniela	1/2	50	1/2						1			
7	LIMA de ARAUJO Tamires												
8	FRANCA da SILVA Fernanda	7/11	64		3/6		2/3	2/2			1		
9	BELO Ana Paula	1/4	25	0/1		0/1		0/1	1/1				
10	QUINTINO Jessica	1/3	33		1/3								
12	ARENHART Barbara												
15	ROCHA Francielle	1/2	50	1/2									
18	TALESKA Eduarda	4/10	40	1/2		1/6			2/2	1	2		
22	FIER de MOURA Mayara												
81	FACHINELLO Deonise	3/5	60	2/3		0/1			1/1		2		
84	PESSOA Mayssa Raquel												
	Bench/Team									1			
	Totals	24/47	51	5/10	6/15	1/8	6/7	2/3	4/4	3	5		

Goalkeepers		Saves							
No.	Name	S/S	%	6m	Wing	9m	7m	FB	BT
12	ARENHART Barbara	2/17	12	0/5	0/2	1/3	1/3	0/3	0/1
84	PESSOA Mayssa Raquel	7/21	33	2/6	1/3	4/7	0/1	0/1	0/3
	Totals	9/38	24	2/11	1/5	5/10	1/4	0/4	0/4

ESP - Spain

Players		Shots								Punishments			
No.	Name	G/S	%	6m	Wing	9m	7m	FB	BT	YC	2Min	RC	BC
2	LOPEZ Marta	0/1	0		0/1								
4	MARTIN Carmen	3/4	75		2/3			1/1					
6	ALBERTO Neli	0/2	0	0/1		0/1					1		
9	MANGUE Marta	1/6	17	0/1		0/4		1/1			1		
10	AGUILAR Macarena	2/2	100	2/2									
12	NAVARRO Silvia												
14	CHAVEZ Elizabet	3/4	75	3/4						1	2		
17	PINEDO Elizabeth	6/6	100	2/2	2/2			2/2			1		
25	PENA Nerea	8/10	80	1/1		3/5	3/3		1/1	1			
27	GONZALEZ Lara									1	1		
30	ELORZA Patricia										1		
35	EGOZKUE Naiara												
48	ZOQBI Darly												
86	CABRAL Alexandrina	6/9	67	1/1	0/1	2/3	0/1		3/3		1		
	Bench/Team									1			
	Totals	29/44	66	9/12	4/7	5/13	3/4	4/4	4/4	4	8		

Goalkeepers		Saves							
No.	Name	S/S	%	6m	Wing	9m	7m	FB	BT
12	NAVARRO Silvia	14/36	39	3/8	4/10	6/7	1/5	0/2	0/4
48	ZOQBI Darly	0/2	0				0/2		
	Totals	14/38	37	3/8	4/10	6/7	1/7	0/2	0/4

RUNNING SCORE

BRA - ESP

1st Half

TALESKA E	1 (3)	0
	1 (3)	1 MARTIN C
	1 (4)	2 CABRAL A
BELO AP	2 (5)	2
FRANCA da SILVA F	3 (5)	2
FRANCA da SILVA F	4 (6)	2
	4 (6)	3 PINEDO E
	4 (7)	4 PINEDO E
	4 (8)	5 CHAVEZ E
TALESKA E	5 (9)	5
	5 (10)	6 CABRAL A
	5 (10)	7 MANGUE M
MARTINEZ A	6 (12)	7
	6 (14)	8 MARTIN C
	6 (15)	9 MARTIN C
	6 (17)	10 CABRAL A
	6 (18)	11 PENA N
TALESKA E	7 (19)	11
FRANCA da SILVA F	8 (20)	11
	8 (20)	12 CABRAL A
	8 (21)	13 CHAVEZ E
	8 (22)	14 PENA N
PIEADADE D	9 (23)	14
FRANCA da SILVA F	10 (24)	14
FACHINELLO D	11 (28)	14
	11 (28)	15 PENA N
FACHINELLO D	12 (30)	15

2nd Half

	12 (32)	16 PENA N
QUINTINO J	13 (32)	16
	13 (32)	17 PENA N
FRANCA da SILVA F	14 (33)	17
FACHINELLO D	15 (35)	17
	15 (35)	18 PINEDO E
	15 (37)	19 PENA N
FRANCA da SILVA F	16 (38)	19
	16 (39)	20 CHAVEZ E
TALESKA E	17 (43)	20
	17 (43)	21 CABRAL A
MARTINEZ A	18 (44)	21
MARTINEZ A	19 (45)	21
	19 (46)	22 PINEDO E
ROCHA F	20 (47)	22
	20 (47)	23 PINEDO E
MARTINEZ A	21 (48)	23
	21 (51)	24 CABRAL A
MARTINEZ A	22 (51)	24
	22 (52)	25 PENA N
MARTINEZ A	23 (53)	25
FRANCA da SILVA F	24 (55)	25
	24 (55)	26 PENA N
	24 (57)	27 PINEDO E
	24 (59)	28 AGUILAR M
	24 (60)	29 AGUILAR M

Legend:

%	Efficiency	2Min	2 Minute Suspensions	6m	6-metre Shots	7m	7-metre Shots
9m	9-metre Shots	BT	Breakthroughs	BC	Blue Cards	FB	Fast Breaks
G/S	Goals/Shots	No.	Uniform Number	RC	Red Cards	S/S	Saves/Shots
Wing	Wing Shots	YC	Yellow Cards				



Match Team Statistics

Estatística da partida por equipe / Statistiques du match par équipe

Match 13

BRA 24 - 29 ESP

(12 - 15) (12 - 14)

Referees: KOO Bonok / LEE Seok (KOR)

BRA - Brazil

Players		Shots								Offence		Defence		Punishments			TP	
No.	Name	G/S	%	6m	Wing	9m	7m	FB	BT	AS	TO	ST	BS	YC	2Min	RC		BC
2	DINIZ Fabiana										1							30:41
3	MARTINEZ Alexandra	6/9	67		2/5		4/4				1	1						37:01
4	ROCHA Samira	0/1	0		0/1						1							6:12
5	PIEIDADE Daniela	1/2	50	1/2										1				36:16
7	LIMA de ARAUJO Tamires																	0:00
8	FRANCA da SILVA Fernanda	7/11	64		3/6		2/3	2/2			1				1			54:05
9	BELO Ana Paula	1/4	25	0/1		0/1		0/1	1/1	5	1							59:13
10	QUINTINO Jessica	1/3	33		1/3													22:59
12	ARENHART Barbara																	23:43
15	ROCHA Francielle	1/2	50	1/2							2							5:56
18	TALESKA Eduarda	4/10	40	1/2		1/6			2/2	7	1	1		1	2			55:39
22	FIER de MOURA Mayara																	0:00
81	FACHINELLO Deonise	3/5	60	2/3		0/1			1/1	2	1		1		2			52:19
84	PESSOA Mayssa Raquel																	35:56
Bench/Team														1				
Totals		24/47	51	5/10	6/15	1/8	6/7	2/3	4/4	14	9	2	1	3	5			

Goalkeepers		Total Shots		6m Shots		Wing Shots		9m Shots		7m Shots		Fast Breaks		Breakthroughs	
No.	Name	S/S	%	S/S	%	S/S	%	S/S	%	S/S	%	S/S	%	S/S	%
12	ARENHART Barbara	2/17	12	0/5	0	0/2	0	1/3	33	1/3	33	0/3	0	0/1	0
84	PESSOA Mayssa Raquel	7/21	33	2/6	33	1/3	33	4/7	57	0/1	0	0/1	0	0/3	0
Totals		9/38	24	2/11	18	1/5	20	5/10	50	1/4	25	0/4	0	0/4	0

Team Shots	Goals	Saves	Missed	Post	Blocked	Total	%
6m Shots	5	3		1	1	10	50
Wing Shots	6	4	3	2		15	40
9m Shots	1	6			1	8	13
7m Shots	6	1			N/A	7	86
Fast Breaks	2		1			3	67
Breakthroughs	4					4	100
Totals	24	14	4	3	2	47	51

Number of Attacks: 52, Scoring Efficiency: 46%



Match Team Statistics

Estatística da partida por equipe / Statistiques du match par équipe

Match 13

BRA 24 - 29 ESP
(12 - 15) (12 - 14)

Referees: KOO Bonok / LEE Seok (KOR)

BRA - Brazil

Shots Distribution


Players

Goals / Shots

2 DINIZ F	3 MARTINEZ A	4 ROCHA S	5 PIEDADE D	7 LIMA de ARAUJO T	8 FRANCA da SILVA F	9 BELO AP
	1/1				1/1 1/2	
		0/1			0/1 0/1	0/1
	2/2 1/2 2/2			1/1	3/3	2/2 1/1
	1-Missed 1-Post		1-Post		1-Post	1-Missed 1-Blocked
10 QUINTINO J	12 ARENHART B	15 ROCHA F	18 TALESKA E	22 FIER de MOURA M	81 FACHINELLO D	84 PESSOA MR
			1/1 0/1		1/2 0/1	
		0/1 1/1	2/4 0/1 1/2		1/1	
					1/1	
2-Missed			1-Blocked			

Team
Goals / Shots

1/1	3/5	
2/4	0/1	0/3
8/11	3/5	7/8
4-Missed	3-Post	2-Blocked



Goalkeepers
Saves / Shots

1/4		1/4
2/4		1/6
1/10	1/1	2/9

12 ARENHART B

0/3		1/2
0/1		1/5
0/4		0/2

84 PESSOA MR

1/1		0/2
2/3		0/1
1/6	1/1	2/7



Match Team Statistics

Estatística da partida por equipe / Statistiques du match par équipe

Match 13

BRA 24 - 29 ESP

(12 - 15) (12 - 14)

Referees: KOO Bonok / LEE Seok (KOR)

ESP - Spain

Players		Shots								Offence		Defence		Punishments			TP	
No.	Name	G/S	%	6m	Wing	9m	7m	FB	BT	AS	TO	ST	BS	YC	2Min	RC		BC
2	LOPEZ Marta	0/1	0		0/1													12:42
4	MARTIN Carmen	3/4	75		2/3			1/1		1	4							44:43
6	ALBERTO Neli	0/2	0	0/1		0/1									1			3:41
9	MANGUE Marta	1/6	17	0/1		0/4		1/1		7	1		1		1			54:41
10	AGUILAR Macarena	2/2	100	2/2						1								18:55
12	NAVARRO Silvia																	58:51
14	CHAVEZ Elizabet	3/4	75	3/4											1	2		37:29
17	PINEDO Elizabeth	6/6	100	2/2	2/2			2/2							1			47:19
25	PENA Nerea	8/10	80	1/1		3/5	3/3		1/1	1					1			27:50
27	GONZALEZ Lara														1	1		28:20
30	ELORZA Patricia														1			17:29
35	EGOZKUE Naiara																	11:06
48	ZOQBI Daryl																	1:26
86	CABRAL Alexandrina	6/9	67	1/1	0/1	2/3	0/1		3/3	1	3	1	1		1			55:28
Bench/Team															1			
Totals		29/44	66	9/12	4/7	5/13	3/4	4/4	4/4	11	9	1	2	4	8			

Goalkeepers		Total Shots		6m Shots		Wing Shots		9m Shots		7m Shots		Fast Breaks		Breakthroughs	
No.	Name	S/S	%	S/S	%	S/S	%	S/S	%	S/S	%	S/S	%	S/S	%
12	NAVARRO Silvia	14/36	39	3/8	38	4/10	40	6/7	86	1/5	20	0/2	0	0/4	0
48	ZOQBI Daryl	0/2	0							0/2	0				
Totals		14/38	37	3/8	38	4/10	40	6/7	86	1/7	14	0/2	0	0/4	0

Team Shots	Goals	Saves	Missed	Post	Blocked	Total	%
6m Shots	9	2		1		12	75
Wing Shots	4	1		2		7	57
9m Shots	5	5	2		1	13	38
7m Shots	3	1			N/A	4	75
Fast Breaks	4					4	100
Breakthroughs	4					4	100
Totals	29	9	2	3	1	44	66

Number of Attacks: 52, Scoring Efficiency: 56%



Match Team Statistics

Estatística da partida por equipe / Statistiques du match par équipe

Match 13

BRA 24 - 29 ESP

(12 - 15) (12 - 14)

Referees: KOO Bonok / LEE Seok (KOR)

ESP - Spain

Shots Distribution


Players

Goals / Shots

2 LOPEZ M	4 MARTIN C	6 ALBERTO N	9 MANGUE M	10 AGUILAR M	12 NAVARRO S	14 CHAVEZ E
1/1	1/1		0/1			
				1/1		
	1/1				1/1	
		0/1	0/1			3/4
1-Post	1-Post		2-Missed1-Post			
17 PINEDO E	25 PENA N	27 GONZALEZ L	30 ELORZA P	35 EGOZKUE N	48 ZOQBI D	86 CABRAL A
1/1	1/1					1/2
	2/2					2/3
	1/2					1/1
2/2	2/2					1/1
	3/3					
	2/2					
	1-Blocked					

Team
Goals / Shots

3/4		3/4
2/4		5/6
9/10	0/1	7/9
2-Missed	3-Post	1-Blocked



Goalkeepers
Saves / Shots

0/1	2/5	
2/4	1/1	3/3
3/11	2/5	1/8

12 NAVARRO S

	2/5	
2/4	1/1	3/3
3/10	2/5	1/8

48 ZOQBI D

0/1		
0/1		

Legend:

%	Efficiency	2Min	2 Minute Suspensions	6m	6 metre Shots	7m	7 metre Shots	9m	9 metre Shots
AS	Assists	BS	Blocked Shots	BT	Breakthroughs	BC	Blue Cards	FB	Fast Breaks
G/S	Goals/Shots	N/A	Not Applicable	No.	Uniform Number	RC	Red Cards	S/S	Saves/Shots
ST	Steals	TO	Turnover	TP	Time Played	Wing	Wing Shots	YC	Yellow Cards



Match Report

Relatório da partida / Rapport du match

Team A										Team B											
A					RUS - Russian Federation					B					SWE - Sweden						
played in					in the hall					on					at					Match Number	
Rio de Janeiro					Future Arena					WED 10 AUG 2016					14:40		5,681		15		
Half-time (30')	A	B	End of playing time		A	B	1st extra time		A	B	2nd extra time		A	B	After penalty throws		A	B			
	15	18			36	34															
Number of 7m	A	Team time-out			Full name of players and officials										Team time-out			B	Number of 7m		
	3/4	1	2	3											1	2	3	7/7			
		25:51	42:40	54:41											14:47	44:43	57:00				
No.	Team A					G	YC	2'	RC	BC	No.	Team B					G	YC	2'	RC	BC
1	SEDOYKINA Anna										1	BUNDSSEN Johanna									
2	KUZNETSOVA Polina					1	1	1			3	TEGSTEDT Frida						1	1		
7	DMITRIEVA Daria					6		1			6	STROMBERG Carin									
8	SEN Anna					3					7	BLOHM Linn					4				
10	AKOPIAN Olga					2					8	ROBERTS Jamina					2	1			
13	VYAKHIREVA Anna					4			1		9	SAND Louise					1				
15	SUDAKOVA Marina					3					10	EK Michaela					2				
17	BOBROVNIKOVA Vladlena					6					12	IDEHN Filippa									
21	ZHILINSKAYTE Victoria					1					17	TORSTENSSON Linnea					7				
22	MARENNIKOVA Ekaterina					3					20	GULLDEN Isabelle					11		1		
24	BLIZNOVA Irina					4	1				24	HAGMAN Nathalie					6				
33	ILINA Ekaterina					2					25	WALLEN Angelica							1		
77	PETROVA Mayya					1	1	1			27	JACOBSEN Sabina					1	1	3		
88	KALININA Viktoriia										29	ALM Jenny									

Off.A	TREFILOV Evgenii	1				Off.A	SIGNELL Henrik				
Off.B	AKAPIAN Levon					Off.B	EKMAN Jan				
Off.C	ALMYASHEV Syait					Off.D	CLASSON Jennie				
Off.D	KRASHENINNIKOV Igor					Off.E	LINDSKOG Ann				

A	Signatures of responsables for the teams (Off.A)										B
TP	Remarks of referees / IHF Official										TP

Referees	PINTO R (BRA)	Signatures	MENEZES N (BRA)	Signatures
Technical Officials	TK: TOSI BRANDI M (ITA)		SK: FADIGA N (CIV)	
IHF Official	OIE SO (NOR)			

Number of 7m scored/awarded to team A resp. B, goals (G), yellow cards (YC), red cards (RC), blue cards (BC) and team penalty (TP)



Results

Resultados / Résultats

Match 15

RUS 36 - 34 SWE

(15 - 18) (21 - 16)

Referees: PINTO R (BRA) / MENEZES N (BRA)

RUS - Russian Federation

Players		Shots								Punishments			
No.	Name	G/S	%	6m	Wing	9m	7m	FB	BT	YC	2Min	RC	BC
1	SEDOYKINA Anna												
2	KUZNETSOVA Polina	1/3	33	0/1	1/2					1	1		
7	DMITRIEVA Daria	6/11	55	1/2		1/3		1/2	3/4		1		
8	SEN Anna	3/3	100	3/3									
10	AKOPIAN Olga	2/5	40	0/1		1/3			1/1				
13	VYAKHIREVA Anna	4/6	67		1/2		1/2	2/2				1	
15	SUDAKOVA Marina	3/6	50		3/5			0/1					
17	BOBROVNIKOVA Vladlena	6/7	86	1/1	0/1	4/4		1/1					
21	ZHILINSKAYTE Victoria	1/1	100				1/1						
22	MARENNIKOVA Ekaterina	3/4	75	1/1		1/1		1/2					
24	BLIZNOVA Irina	4/6	67	1/2		1/2	1/1		1/1	1			
33	ILINA Ekaterina	2/3	67	1/1		0/1			1/1				
77	PETROVA Mayya	1/1	100	1/1						1	1		
88	KALININA Viktoriia												
Bench/Team										1			
Totals		36/56	64	9/13	5/10	8/14	3/4	5/8	6/7	4	3	1	

Goalkeepers		Saves							
No.	Name	S/S	%	6m	Wing	9m	7m	FB	BT
1	SEDOYKINA Anna	9/28	32	3/10	2/2	4/11	0/3	0/2	
88	KALININA Viktoriia	5/20	25	1/7	0/1	4/7	0/4	0/1	
Totals		14/48	29	4/17	2/3	8/18	0/7	0/2	0/1

SWE - Sweden

Players		Shots								Punishments			
No.	Name	G/S	%	6m	Wing	9m	7m	FB	BT	YC	2Min	RC	BC
1	BUNDSSEN Johanna												
3	TEGSTEDT Frida									1	1		
6	STROMBERG Carin												
7	BLOHM Linn	4/5	80	4/5									
8	ROBERTS Jamina	2/4	50	1/2		1/2				1			
9	SAND Louise	1/4	25		0/3			1/1					
10	EK Michaela	2/2	100	2/2									
12	IDEHN Filippa												
17	TORSTENSSON Linnea	7/13	54	1/1		5/11			1/1				
20	GULLDEN Isabelle	11/16	69	4/6		0/3	7/7				1		
24	HAGMAN Nathalie	6/10	60		1/1	4/8		1/1					
25	WALLEN Angelica										1		
27	JACOBSEN Sabina	1/1	100	1/1						1	3		
29	ALM Jenny												
Bench/Team													
Totals		34/55	62	13/17	1/4	10/24	7/7	2/2	1/1	3	6		

Goalkeepers		Saves							
No.	Name	S/S	%	6m	Wing	9m	7m	FB	BT
1	BUNDSSEN Johanna	1/10	10	0/3	1/3	0/3		0/1	
12	IDEHN Filippa	12/38	32	4/10	2/5	2/7	1/3	2/6	1/7
Totals		13/49	27	4/13	3/8	2/10	1/4	2/7	1/7

RUNNING SCORE
RUS - SWE

1st Half	
	<u>0 (2) 1</u> TORSTENSSON L
PETROVA M	<u>1 (2) 1</u>
	<u>1 (4) 2</u> GULLDEN I
	<u>1 (6) 3</u> GULLDEN I
KUZNETSOVA P	<u>2 (6) 3</u>
	<u>2 (7) 4</u> HAGMAN N
	<u>2 (7) 5</u> BLOHM L
SUDAKOVA M	<u>3 (8) 5</u>
BLIZNOVA I	<u>4 (8) 5</u>
	<u>4 (10) 6</u> GULLDEN I
VYAKHIREVA A	<u>5 (11) 6</u>
	<u>5 (11) 7</u> HAGMAN N
DMITRIEVA D	<u>6 (12) 7</u>
	<u>6 (12) 8</u> EK M
ILINA E	<u>7 (13) 8</u>
VYAKHIREVA A	<u>8 (13) 8</u>
	<u>8 (14) 9</u> TORSTENSSON L
ILINA E	<u>9 (14) 9</u>
	<u>9 (15) 10</u> EK M
VYAKHIREVA A	<u>10 (15) 10</u>
	<u>10 (16) 11</u> HAGMAN N
BLIZNOVA I	<u>11 (16) 11</u>
	<u>11 (17) 12</u> ROBERTS J
AKOPIAN O	<u>12 (19) 12</u>
	<u>12 (21) 13</u> ROBERTS J
VYAKHIREVA A	<u>13 (23) 13</u>
	<u>13 (25) 14</u> BLOHM L
DMITRIEVA D	<u>14 (26) 14</u>
	<u>14 (26) 15</u> HAGMAN N
	<u>14 (27) 16</u> HAGMAN N
	<u>14 (28) 17</u> TORSTENSSON L
	<u>14 (30) 18</u> GULLDEN I
BOBROVNIKOVA V	<u>15 (30) 18</u>
2nd Half	
	<u>15 (31) 19</u> TORSTENSSON L
	<u>15 (33) 20</u> SAND L
	<u>15 (33) 21</u> GULLDEN I
DMITRIEVA D	<u>16 (35) 21</u>
	<u>16 (36) 22</u> GULLDEN I
MARENNIKOVA E	<u>17 (36) 22</u>
	<u>17 (37) 23</u> TORSTENSSON L
BOBROVNIKOVA V	<u>18 (37) 23</u>
	<u>18 (38) 24</u> BLOHM L
BOBROVNIKOVA V	<u>19 (40) 24</u>
BLIZNOVA I	<u>20 (41) 24</u>
BLIZNOVA I	<u>21 (42) 24</u>
	<u>21 (42) 25</u> GULLDEN I
BOBROVNIKOVA V	<u>22 (42) 25</u>
DMITRIEVA D	<u>23 (43) 25</u>
	<u>23 (45) 26</u> GULLDEN I
ZHILINSKAYTE V	<u>24 (45) 26</u>
SEN A	<u>25 (46) 26</u>
	<u>25 (48) 27</u> GULLDEN I
MARENNIKOVA E	<u>26 (49) 27</u>
DMITRIEVA D	<u>27 (49) 27</u>
	<u>27 (50) 28</u> GULLDEN I
BOBROVNIKOVA V	<u>28 (50) 28</u>
	<u>28 (51) 29</u> JACOBSEN S
MARENNIKOVA E	<u>29 (51) 29</u>
	<u>29 (52) 30</u> TORSTENSSON L
SUDAKOVA M	<u>30 (53) 30</u>
	<u>30 (53) 31</u> HAGMAN N
SEN A	<u>31 (53) 31</u>
BOBROVNIKOVA V	<u>32 (54) 31</u>
AKOPIAN O	<u>33 (56) 31</u>
DMITRIEVA D	<u>34 (58) 31</u>
	<u>34 (59) 32</u> TORSTENSSON L
SUDAKOVA M	<u>35 (59) 32</u>
	<u>35 (59) 33</u> BLOHM L
SEN A	<u>36 (60) 33</u>



Future Arena
Arena do Futuro
Halle du futur

WED 10 AUG 2016
Start Time: 14:40

Handball
Handebol / Handball
Women
Feminino / Femmes

Preliminary Group B
Primeira fase, grupo B / Préliminaires - groupe B



Results

Resultados / Résultats

Match 15

36 (60') 34 GULLDEN I

Legend:							
%	Efficiency	2Min	2 Minute Suspensions	6m	6-metre Shots	7m	7-metre Shots
9m	9-metre Shots	BT	Breakthroughs	BC	Blue Cards	FB	Fast Breaks
G/S	Goals/Shots	No.	Uniform Number	RC	Red Cards	S/S	Saves/Shots
Wing	Wing Shots	YC	Yellow Cards				



Match Team Statistics

Estatística da partida por equipe / Statistiques du match par équipe

Match 15

RUS 36 - 34 SWE

(15 - 18) (21 - 16)

Referees: PINTO Rogério / MENEZES Nilson (BRA)

RUS - Russian Federation

Players		Shots								Offence		Defence		Punishments			TP	
No.	Name	G/S	%	6m	Wing	9m	7m	FB	BT	AS	TO	ST	BS	YC	2Min	RC		BC
1	SEDOYKINA Anna																	34:20
2	KUZNETSOVA Polina	1/3	33	0/1	1/2									1	1			34:42
7	DMITRIEVA Daria	6/11	55	1/2		1/3		1/2	3/4	4	2	1			1			48:22
8	SEN Anna	3/3	100	3/3							1	1	2					40:31
10	AKOPIAN Olga	2/5	40	0/1		1/3			1/1	1								18:32
13	VYAKHIREVA Anna	4/6	67		1/2		1/2	2/2		1						1		21:04
15	SUDAKOVA Marina	3/6	50		3/5			0/1		1	1							49:03
17	BOBROVNIKOVA Vladlena	6/7	86	1/1	0/1	4/4		1/1										29:44
21	ZHILINSKAYTE Victoria	1/1	100				1/1											14:29
22	MARENNIKOVA Ekaterina	3/4	75	1/1		1/1		1/2		1								22:41
24	BLIZNOVA Irina	4/6	67	1/2		1/2	1/1		1/1	4	2			1				34:30
33	ILINA Ekaterina	2/3	67	1/1		0/1			1/1									23:05
77	PETROVA Mayya	1/1	100	1/1										1	1			23:17
88	KALININA Viktoriia																	25:40
	Bench/Team													1				
	Totals	36/56	64	9/13	5/10	8/14	3/4	5/8	6/7	12	6	2	2	4	3	1		

Goalkeepers		Total Shots		6m Shots		Wing Shots		9m Shots		7m Shots		Fast Breaks		Breakthroughs	
No.	Name	S/S	%	S/S	%	S/S	%	S/S	%	S/S	%	S/S	%	S/S	%
1	SEDOYKINA Anna	9/28	32	3/10	30	2/2	100	4/11	36	0/3	0	0/2	0		
88	KALININA Viktoriia	5/20	25	1/7	14	0/1	0	4/7	57	0/4	0			0/1	0
	Totals	14/48	29	4/17	24	2/3	67	8/18	44	0/7	0	0/2	0	0/1	0

Team Shots	Goals	Saves	Missed	Post	Blocked	Total	%
6m Shots	9	4				13	69
Wing Shots	5	3	1	1		10	50
9m Shots	8	2	1	2	1	14	57
7m Shots	3	1			N/A	4	75
Fast Breaks	5	2	1			8	63
Breakthroughs	6	1				7	86
Totals	36	13	3	3	1	56	64

Number of Attacks: 60, Scoring Efficiency: 60%



Match Team Statistics

Estatística da partida por equipe / Statistiques du match par équipe

Match 15

RUS 36 - 34 SWE

(15 - 18) (21 - 16)

Referees: PINTO Rogério / MENEZES Nilson (BRA)

RUS - Russian Federation

Shots Distribution

Players

Goals / Shots


1 SEDOYKINA A	2 KUZNETSOVA P	7 DMITRIEVA D	8 SEN A	10 AKOPIAN O	13 VYAKHIREVA A	15 SUDAKOVA M
1/1	0/1	0/1		1/1	1/2	1/1
		1/2		0/1	0/1	
	1/1	0/1	1/1	1/2	1/1	0/1
		1/1	1/1		1/1	1/1
	1-Missed	2-Post		1-Blocked		1-Post

17 BOBROVNIKOVA V	21 ZHILINSKAYTE V	22 MARENNIKOVA E	24 BLIZNOVA I	33 ILINA E	77 PETROVA M	88 KALININA V
1/1	0/1		1/1			
1/1			2/3	0/1		
		1/1	1/1	1/1		
1/1	1/1	1/1	1/1	1/1	1/1	
		1-Missed	1-Missed			

Team
Goals / Shots

2/2	2/7	4/5
4/8	0/2	7/8
7/7	2/2	8/8
3-Missed	3-Post	1-Blocked

Offence



Defence

Goalkeepers
Saves / Shots

0/4	3/5	0/5
1/4	2/3	2/2
2/13	3/10	1/2

1 SEDOYKINA A

0/3	3/4	0/2
1/3		1/1
0/7	3/7	1/1

88 KALININA V

0/1	0/1	0/3
0/1	2/3	1/1
2/6	0/3	0/1



Match Team Statistics

Estatística da partida por equipe / Statistiques du match par équipe

Match 15

RUS 36 - 34 SWE

(15 - 18) (21 - 16)

Referees: PINTO Rogério / MENEZES Nilson (BRA)

SWE - Sweden

Players		Shots								Offence		Defence		Punishments			TP	
No.	Name	G/S	%	6m	Wing	9m	7m	FB	BT	AS	TO	ST	BS	YC	2Min	RC		BC
1	BUNDSSEN Johanna																	9:07
3	TEGSTEDT Frida												1	1	1			13:33
6	STROMBERG Carin										2							5:01
7	BLOHM Linn	4/5	80	4/5						2	1							46:17
8	ROBERTS Jamina	2/4	50	1/2		1/2				3				1				20:06
9	SAND Louise	1/4	25		0/3			1/1										58:22
10	EK Michaela	2/2	100	2/2						1								26:26
12	IDEHN Filippa										1							44:56
17	TORSTENSSON Linnea	7/13	54	1/1		5/11			1/1	3	6							45:40
20	GULLDEN Isabelle	11/16	69	4/6		0/3	7/7			2					1			55:33
24	HAGMAN Nathalie	6/10	60		1/1	4/8		1/1		2	1	1						59:38
25	WALLEN Angelica									1						1		3:25
27	JACOBSEN Sabina	1/1	100	1/1						1	1			1	3			31:56
29	ALM Jenny																	0:00
Bench/Team																		
Totals		34/55	62	13/17	1/4	10/24	7/7	2/2	1/1	15	12	1	1	3	6			

Goalkeepers		Total Shots		6m Shots		Wing Shots		9m Shots		7m Shots		Fast Breaks		Breakthroughs	
No.	Name	S/S	%	S/S	%	S/S	%	S/S	%	S/S	%	S/S	%	S/S	%
1	BUNDSSEN Johanna	1/10	10	0/3	0	1/3	33	0/3	0			0/1	0		
12	IDEHN Filippa	12/38	32	4/10	40	2/5	40	2/7	29	1/3	33	2/6	33	1/7	14
Totals		13/49	27	4/13	31	3/8	38	2/10	20	1/4	25	2/7	29	1/7	14

Team Shots	Goals	Saves	Missed	Post	Blocked	Total	%
6m Shots	13	4				17	76
Wing Shots	1	2	1			4	25
9m Shots	10	8	1	3	2	24	42
7m Shots	7				N/A	7	100
Fast Breaks	2					2	100
Breakthroughs	1					1	100
Totals	34	14	2	3	2	55	62

Number of Attacks: 61, Scoring Efficiency: 56%



Match Team Statistics

Estatística da partida por equipe / Statistiques du match par équipe

Match 15

RUS 36 - 34 SWE
(15 - 18) (21 - 16)

Referees: PINTO Rogério / MENEZES Nilson (BRA)

SWE - Sweden

Shots Distribution

Players

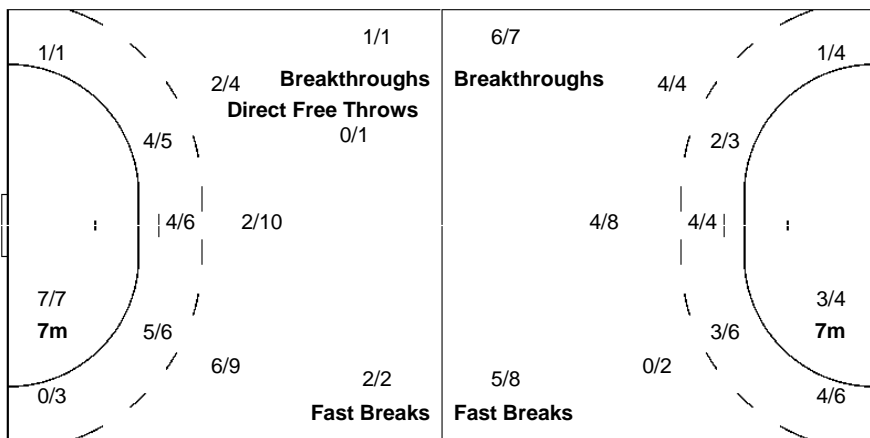
Goals / Shots

1 BUNDSSEN J	3 TEGSTEDT F	6 STROMBERG C	7 BLOHM L	8 ROBERTS J	9 SAND L	10 EK M
			2/2		0/2	
			2/2	0/1		
				1/2	0/1	
					1/1	2/2
					1-Missed	
12 IDEHN F	17 TORSTENSSON L	20 GULLDEN I	24 HAGMAN N	25 WALLEN A	27 JACOBSEN S	29 ALM J
	1/1 1/2 1/1	1/1 2/2	2/2 1/1 1/1			
	0/1 1/2	1/1 0/1 0/1				
	2/3	2/2 5/6	1/1 1/2		1/1	
	2-Post	1-Missed 1-Blocked	1-Post 1-Blocked			

Team
Goals / Shots

4/4	2/5	5/5
3/4	1/3	0/2
11/13	7/10	1/2
2-Missed	3-Post	2-Blocked

Offence



Defence

Goalkeepers
Saves / Shots

0/2	5/7	1/5
4/8	2/2	1/8
0/7	0/2	0/8

1 BUNDSSEN J

0/1	1/2	0/1
		0/1
0/1	0/1	0/3

12 IDEHN F

0/1	4/5	1/3
4/8	2/2	1/7
0/6	0/1	0/5

Legend:	% Efficiency	2Min 2 Minute Suspensions	6m 6 metre Shots	7m 7 metre Shots	9m 9 metre Shots
AS Assists	BS Blocked Shots	BT Breakthroughs	BC Blue Cards	FB Fast Breaks	
G/S Goals/Shots	N/A Not Applicable	No. Uniform Number	RC Red Cards	S/S Saves/Shots	
ST Steals	TO Turnover	TP Time Played	Wing Wing Shots	YC Yellow Cards	



Match Report
Relatório da partida / Rapport du match

Team A										Team B																			
A										B																			
ROU - Romania										MNE - Montenegro																			
played in					in the hall					on					at					Match Number									
Rio de Janeiro					Future Arena					WED 10 AUG 2016					11:30					5,218		14							
Half-time (30')		A		B		End of playing time		A		B		1st extra time		A		B		2nd extra time		A		B		After penalty throws		A		B	
Number of 7m		A		Team time-out				A		B		Full name of players and officials		A		B		Team time-out		B		Number of 7m							
3/5		1		53:36		2		57:19		3				1		50:28		2		3		4/5							
No.	Team A							G	YC	2'	RC	BC	No.	Team B							G	YC	2'	RC	BC				
3	SZUCS Gabriella								1				1	RAJCIC Marina															
5	GEIGER Melinda							2					2	PETROVIC Radmila							3								
7	BUCESCHI Eliza							2	1				4	RADICEVIC Jovanka							1		1						
8	NEAGU Cristina							10		1			9	JAUKOVIC Durdina								1							
9	BRADEANU Aurelia									1			10	BULATOVIC Andela									1						
11	PERIANU Gabriela									1			15	KLIKOVAC Andrea															
12	MUNTEANU Ionica												17	POPOVIC Bojana							1								
15	ARDEAN ELISEI Valentina							3		1			22	BARJAKTAROVIC Sonja															
22	MANEA Oana							4	1				32	BULATOVIC Katarina							9	1							
25	HOTEA Camelia												66	RAMUSOVIC Ema															
30	UNGUREANU Paula												77	MEHMEDOVIC Majda							4	1							
85	CHINTOAN Florina												88	PAVICEVIC Biljana															
88	VIZITIU Patricia												90	RAICEVIC Milena							2		2						
89	CHIPER Laura							4					92	LAZOVIC Suzana							1								

Off.A	RYDE Tomas					Off.A	BESLIJA Emir				
Off.B	BUCESCHI Costica					Off.B	ADZIC Dragan				
Off.C	IONESCU Adrian					Off.C	DONOVIC Vlatko	1			
Off.D	MARASTEANU Claudiu					Off.D	MATIC Aleksandar				

A	Signatures of responsables for the teams (Off.A)		B
TP	Remarks of referees / IHF Official		TP

Referees	Signatures	Signatures
	ELSAYED T (EGY)	RASHED M (EGY)
Technical Officials	Signatures	Signatures
	TK: NACHEVSKI D (MKD)	SK: MITRUNEN P (FIN)
IHF Official	Signatures	
	GALLEGO R (ESP)	

Number of 7m scored/awarded to team A resp. B, goals (G), yellow cards (YC), red cards (RC), blue cards (BC) and team penalty (TP)



Results

Resultados / Résultats

Match 14

ROU 25 - 21 MNE

(11 - 9) (14 - 12)

Referees: ELSAYED T (EGY) / RASHED M (EGY)

ROU - Romania

Players		Shots								Punishments			
No.	Name	G/S	%	6m	Wing	9m	7m	FB	BT	YC	2Min	RC	BC
3	SZUCS Gabriella												
5	GEIGER Melinda	2/4	50	0/1		2/3							
7	BUCESCHI Eliza	2/5	40	0/1		0/1	2/3			1			
8	NEAGU Cristina	10/15	67	2/2	0/1	6/8	1/2	1/1	0/1		1		
9	BRADEANU Aurelia	0/3	0			0/3					1		
11	PERIANU Gabriela										1		
12	MUNTEANU Ionica												
15	ARDEAN ELISEI Valentina	3/5	60	1/1	1/2				1/2		1		
22	MANEA Oana	4/5	80	4/5						1			
25	HOTEA Camelia												
30	UNGUREANU Paula												
85	CHINTOAN Florina												
88	VIZITIU Patricia	0/1	0		0/1								
89	CHIPER Laura	4/4	100		2/2	1/1		1/1					
	Bench/Team												
Totals		25/42	60	7/10	3/6	9/16	3/5	2/2	1/3	3	4		

Goalkeepers		Saves							
No.	Name	S/S	%	6m	Wing	9m	7m	FB	BT
12	MUNTEANU Ionica	0/1	0				0/1		
30	UNGUREANU Paula	15/35	43	4/10	1/5	6/11	1/4	1/2	2/3
Totals		15/36	42	4/10	1/5	6/11	1/5	1/2	2/3

MNE - Montenegro

Players		Shots								Punishments			
No.	Name	G/S	%	6m	Wing	9m	7m	FB	BT	YC	2Min	RC	BC
1	RAJČIĆ Marina												
2	PETROVIĆ Radmila	3/4	75		2/2		1/2						
4	RADIĆEVIĆ Jovanka	1/2	50	1/1				0/1			1		
9	JAUKOVIĆ Durdina	0/2	0			0/2				1			
10	BULATOVIĆ Andela	0/1	0						0/1		1		
15	KLIKOVAĆ Andrea												
17	POPOVIĆ Bojana	1/4	25			0/2			1/2				
22	BARJAKTAROVIĆ Sonja												
32	BULATOVIĆ Katarina	9/16	56	2/4		4/9	3/3			1			
66	RAMUSOVIĆ Ema												
77	MEHMEDOVIĆ Majda	4/6	67	1/2	2/3			1/1		1			
88	PAVIĆEVIĆ Biljana												
90	RAIĆEVIĆ Milena	2/8	25	1/2		1/5			0/1		2		
92	LAZOVIĆ Suzana	1/1	100	1/1									
	Bench/Team									1			
Totals		21/44	48	6/10	4/5	5/18	4/5	1/2	1/4	4	4		

Goalkeepers		Saves							
No.	Name	S/S	%	6m	Wing	9m	7m	FB	BT
1	RAJČIĆ Marina	9/33	27	3/10	1/4	3/12	1/3	0/2	1/2
22	BARJAKTAROVIĆ Sonja	0/1	0				0/1		
Totals		9/34	26	3/10	1/4	3/12	1/4	0/2	1/2

RUNNING SCORE		
ROU - MNE		
1st Half		
NEAGU C	1 (2)	0
	1 (3)	1
GEIGER M	2 (6)	1
	2 (6)	2
NEAGU C	3 (7)	2
	3 (7)	3
	3 (11)	4
ARDEAN ELISEI V	4 (14)	4
	4 (15)	5
CHIPER L	5 (16)	5
	5 (16)	6
BUCESCHI E	6 (17)	6
	6 (20)	7
NEAGU C	7 (21)	7
MANEA O	8 (25)	7
	8 (26)	8
	8 (27)	9
BUCESCHI E	9 (28)	9
GEIGER M	10 (29)	9
NEAGU C	11 (30)	9

2nd Half		
	11 (33)	10
NEAGU C	12 (35)	10
MANEA O	13 (38)	10
	13 (38)	11
	13 (39)	12
NEAGU C	14 (40)	12
	14 (42)	13
CHIPER L	15 (43)	13
NEAGU C	16 (43)	13
	16 (44)	14
NEAGU C	17 (45)	14
	17 (46)	15
NEAGU C	18 (46)	15
MANEA O	19 (48)	15
	19 (48)	16
	19 (50)	17
NEAGU C	20 (50)	17
CHIPER L	21 (51)	17
	21 (52)	18
MANEA O	22 (55)	18
	22 (56)	19
CHIPER L	23 (58)	19
	23 (59)	20
	23 (60)	21
ARDEAN ELISEI V	24 (60)	21
ARDEAN ELISEI V	25 (60)	21

Legend:

%	Efficiency	2Min	2 Minute Suspensions	6m	6-metre Shots	7m	7-metre Shots
9m	9-metre Shots	BT	Breakthroughs	BC	Blue Cards	FB	Fast Breaks
G/S	Goals/Shots	No.	Uniform Number	RC	Red Cards	S/S	Saves/Shots
Wing	Wing Shots	YC	Yellow Cards				



Match Team Statistics

Estatística da partida por equipe / Statistiques du match par équipe

Match 14

ROU 25 - 21 MNE

(11 - 9) (14 - 12)

Referees: ELSAYED Tamer / RASHED Mohamed (EGY)

ROU - Romania

Players		Shots								Offence		Defence		Punishments			TP	
No.	Name	G/S	%	6m	Wing	9m	7m	FB	BT	AS	TO	ST	BS	YC	2Min	RC		BC
3	SZUCS Gabriella											1		1				12:21
5	GEIGER Melinda	2/4	50	0/1		2/3				3	4							23:40
7	BUCESCHI Eliza	2/5	40	0/1		0/1	2/3			2	1			1				12:54
8	NEAGU Cristina	10/15	67	2/2	0/1	6/8	1/2	1/1	0/1		5					1		53:26
9	BRADEANU Aurelia	0/3	0			0/3				4	2					1		52:19
11	PERIANU Gabriela												4			1		31:28
12	MUNTEANU Ionica																	0:13
15	ARDEAN ELISEI Valentina	3/5	60	1/1	1/2				1/2							1		51:43
22	MANEA Oana	4/5	80	4/5						2	1			1				47:17
25	HOTEA Camelia																	8:12
30	UNGUREANU Paula																	58:00
85	CHINTOAN Florina																	8:46
88	VIZITIU Patricia	0/1	0		0/1													2:47
89	CHIPER Laura	4/4	100		2/2	1/1		1/1			1	1						56:54
Bench/Team																		
Totals		25/42	60	7/10	3/6	9/16	3/5	2/2	1/3	11	14	2	4	3	4			

Goalkeepers		Total Shots		6m Shots		Wing Shots		9m Shots		7m Shots		Fast Breaks		Breakthroughs	
No.	Name	S/S	%	S/S	%	S/S	%	S/S	%	S/S	%	S/S	%	S/S	%
12	MUNTEANU Ionica	0/1	0							0/1	0				
30	UNGUREANU Paula	15/35	43	4/10	40	1/5	20	6/11	55	1/4	25	1/2	50	2/3	67
Totals		15/36	42	4/10	40	1/5	20	6/11	55	1/5	20	1/2	50	2/3	67

Team Shots	Goals	Saves	Missed	Post	Blocked	Total	%
6m Shots	7	3				10	70
Wing Shots	3	1		2		6	50
9m Shots	9	3	1	2	1	16	56
7m Shots	3	1	1		N/A	5	60
Fast Breaks	2					2	100
Breakthroughs	1	1	1			3	33
Totals	25	9	3	4	1	42	60

Number of Attacks: 53, Scoring Efficiency: 47%



Match Team Statistics

Estatística da partida por equipe / Statistiques du match par équipe

Match 14

ROU 25 - 21 MNE

(11 - 9) (14 - 12)

Referees: ELSAYED Tamer / RASHED Mohamed (EGY)

ROU - Romania

Shots Distribution

Players

Goals / Shots


3 SZUCS G	5 GEIGER M	7 BUCESCHI E	8 NEAGU C	9 BRADEANU A	11 PERIANU G	12 MUNTEANU I
	0/1	0/1	1/1 2/2	0/1		
			3/3			
	1/1	1/2 1/1	1/1			
	1-Post		2-Missed 2-Post	1-Missed	1-Blocked	

15 ARDEAN ELISEI V	22 MANEA O	25 HOTEA C	30 UNGUREANU P	85 CHINTOAN F	88 VIZITIU P	89 CHIPER L
1/2	1/1 1/1					1/1
						1/1
1/1					0/1	2/2
1-Post						

Team
Goals / Shots

2/2	3/3	1/2
5/8		6/8
1/2	5/6	2/3

3-Missed 4-Post 1-Blocked



Goalkeepers
Saves / Shots

1/4	4/6	0/2
3/5	1/1	2/4
1/5	2/6	1/3

12 MUNTEANU I

0/1		

30 UNGUREANU P

1/3	4/6	0/2
3/5	1/1	2/4
1/5	2/6	1/3



Match Team Statistics

Estatística da partida por equipe / Statistiques du match par équipe

Match 14

ROU 25 - 21 MNE

(11 - 9) (14 - 12)

Referees: ELSAYED Tamer / RASHED Mohamed (EGY)

MNE - Montenegro

Players		Shots								Offence		Defence		Punishments			TP	
No.	Name	G/S	%	6m	Wing	9m	7m	FB	BT	AS	TO	ST	BS	YC	2Min	RC		BC
1	RAJCIC Marina																	59:43
2	PETROVIC Radmila	3/4	75		2/2		1/2			2	1							55:42
4	RADICEVIC Jovanka	1/2	50	1/1				0/1			2	1			1			41:28
9	JAUKOVIC Durdina	0/2	0			0/2					1			1				4:31
10	BULATOVIC Andela	0/1	0						0/1	1					1			26:55
15	KLIKOVAC Andrea											1						18:47
17	POPOVIC Bojana	1/4	25			0/2			1/2	2	1							32:42
22	BARJAKTAROVIC Sonja																	0:17
32	BULATOVIC Katarina	9/16	56	2/4		4/9	3/3			1	2			1				38:55
66	RAMUSOVIC Ema																	9:34
77	MEHMEDOVIĆ Majda	4/6	67	1/2	2/3			1/1			1	1		1				60:00
88	PAVICEVIC Biljana																	0:00
90	RAICEVIC Milena	2/8	25	1/2		1/5			0/1	4	4	1	1		2			43:26
92	LAZOVIC Suzana	1/1	100	1/1							1							28:00
Bench/Team														1				
Totals		21/44	48	6/10	4/5	5/18	4/5	1/2	1/4	10	13	4	1	4	4			

Goalkeepers		Total Shots		6m Shots		Wing Shots		9m Shots		7m Shots		Fast Breaks		Breakthroughs	
No.	Name	S/S	%	S/S	%	S/S	%	S/S	%	S/S	%	S/S	%	S/S	%
1	RAJCIC Marina	9/33	27	3/10	30	1/4	25	3/12	25	1/3	33	0/2	0	1/2	50
22	BARJAKTAROVIC Sonja	0/1	0							0/1	0				
Totals		9/34	26	3/10	30	1/4	25	3/12	25	1/4	25	0/2	0	1/2	50

Team Shots	Goals	Saves	Missed	Post	Blocked	Total	%
6m Shots	6	4				10	60
Wing Shots	4	1				5	80
9m Shots	5	6	2	1	4	18	28
7m Shots	4	1			N/A	5	80
Fast Breaks	1	1				2	50
Breakthroughs	1	2		1		4	25
Totals	21	15	2	2	4	44	48

Number of Attacks: 50, Scoring Efficiency: 42%



Match Team Statistics

Estatística da partida por equipe / Statistiques du match par équipe

Match 14

ROU 25 - 21 MNE

(11 - 9) (14 - 12)

Referees: ELSAYED Tamer / RASHED Mohamed (EGY)

MNE - Montenegro

Shots Distribution

Players

Goals / Shots

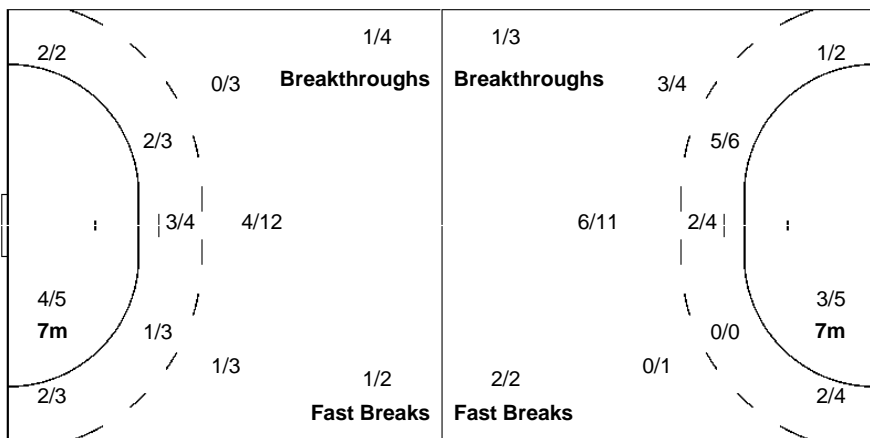
1 RAJCIC M	2 PETROVIC R	4 RADICEVIC J	9 JAUKOVIC D	10 BULATOVIC A	15 KLIKOVAC A	17 POPOVIC B
	1/1			0/1		1/1
	1/1	1/2				0/1
		1/1	0/1			
				2-Blocked		1-Missed1-Post
22 BARJAKTAROVIC S	32 BULATOVIC K	66 RAMUSOVIC E	77 MEHMEDOVIC M	88 PAVICEVIC B	90 RAICEVIC M	92 LAZOVIC S
	1/1	1/3	2/2		0/1	
	1/2	0/1	2/4		0/1	
	1/1		1/1			1/1
		1-Blocked			1-Missed1-Post	1-Blocked

Team
Goals / Shots

3/4	2/6	2/2
2/5	0/1	2/4
4/5	4/6	2/3

2-Missed 2-Post 4-Blocked

Offence



Goalkeepers
Saves / Shots

0/2	0/3	1/2
3/8		2/8
1/2	1/6	1/3

1 RAJCIC M

0/2	0/3	1/2
3/8		2/8
1/2	1/5	1/3

22 BARJAKTAROVIC S

	0/1	

Legend:	% Efficiency	2Min 2 Minute Suspensions	6m 6 metre Shots	7m 7 metre Shots	9m 9 metre Shots
AS Assists	BS Blocked Shots	BT Breakthroughs	BC Blue Cards	FB Fast Breaks	S/S Saves/Shots
G/S Goals/Shots	N/A Not Applicable	No. Uniform Number	RC Red Cards	S/S Saves/Shots	YC Yellow Cards
ST Steals	TO Turnover	TP Time Played	Wing Wing Shots		



Match Report
Relatório da partida / Rapport du match

Team A										Team B																													
A										B																													
NED - Netherlands										KOR - Republic of Korea																													
played in					in the hall					on					at					Spectators		Match Number																	
Rio de Janeiro					Future Arena					WED 10 AUG 2016					19:50					6,248		17																	
Half-time (30')		A		B		End of playing time		A		B		1st extra time		A		B		2nd extra time		A		B		After penalty throws		A		B											
Number of 7m		A		Team time-out						Full name of players and officials										Team time-out						B		Number of 7m											
2/3		1		11:12		2		51:21		3		59:36												1		24:07		2		39:34		3		58:17		4/6			
No.	Team A						G	YC	2'	RC	BC	No.	Team B						G	YC	2'	RC	BC																
6	van der HEIJDEN Laura						1	1	1			1	OH Yongran																										
8	ABBINGH Lois						3					5	JUNG Yura																										
9	van OLPHEN Sanne						1		1			11	RYU Eun Hee						4																				
10	SNELDER Danick						2	1				12	PARK Mira																										
13	BROCH Yvette						7					13	YOO Hyunji						3	1	1																		
17	GROOT Nycke						7	1				14	KIM Jinyi						3																				
18	DULFER Kelly								1			15	CHOI Sumin						6		1																		
21	GOOS Michelle						2		1			17	SIM Haein							1																			
23	JANKOVIC Jasmina											21	LEE Eunbi																										
24	SMEETS Martine											22	WOO Sunhee						3	1	1																		
26	MALESTEIN Angela						5					24	GWON Han Na						11																				
30	LUCIANO Ailly								1			27	NAM Yeongsin						1																				
33	WESTER Tess											29	YU Sojeong						1																				
79	POLMAN Estavana						4					31	SONG Hairim																										

Off.A	GROENER Henk					Off.A	LIM Young Chul		1			
Off.B	PORTENGEN Peter					Off.B	CHO Chihyo					
Off.C	KLIJN Debbie					Off.C	LIM Gyu Ha					
Off.D	HEISEN Jelle					Off.D	KIM Mi Hyun					

A	Signatures of responsables for the teams (Off.A)										B
TP	Remarks of referees / IHF Official										TP

Referees	Signatures					Signatures				
	RALUY O (ESP)					SABROSO RAMIREZ A (ESP)				
Technical Officials										
	TK: ADJEMIAN T (ARG)					SK: FADIGA N (CIV)				
IHF Official										
	HUELIN T (ESP)									

Number of 7m scored/awarded to team A resp. B, goals (G), yellow cards (YC), red cards (RC), blue cards (BC) and team penalty (TP)



Results
Resultados / Résultats

Match 17

NED 32 - 32 KOR
(18 - 17) (14 - 15)

Referees: RALUY O (ESP) / SABROSO RAMIREZ A (ESP)

NED - Netherlands

Players		Shots								Punishments			
No.	Name	G/S	%	6m	Wing	9m	7m	FB	BT	YC	2Min	RC	BC
6	van der HEIJDEN Laura	1/2	50	0/1		1/1				1	1		
8	ABBINGH Lois	3/6	50	1/2		1/2	1/2						
9	van OLPHEN Sanne	1/1	100			1/1					1		
10	SNELDER Danick	2/2	100	2/2						1			
13	BROCH Yvette	7/9	78	4/5		2/3		1/1					
17	GROOT Nycke	7/8	88	2/2		2/3		1/1	2/2	1			
18	DULFER Kelly	0/1	0			0/1					1		
21	GOOS Michelle	2/2	100		1/1			1/1			1		
23	JANKOVIC Jasmina												
24	SMEETS Martine	0/1	0	0/1									
26	MALESTEIN Angela	5/8	63		5/8								
30	LUCIANO Ailly										1		
33	WESTER Tess												
79	POLMAN Estavana	4/7	57	0/1		2/4	1/1		1/1				
Bench/Team													
Totals		32/48	67	9/14	6/10	9/15	2/3	3/3	3/3	3	5		

Goalkeepers		Saves							
No.	Name	S/S	%	6m	Wing	9m	7m	FB	BT
23	JANKOVIC Jasmina	0/2	0		0/1		0/1		
33	WESTER Tess	8/36	22	2/7	0/4	4/13	1/4	1/5	0/3
Totals		8/40	20	2/9	0/5	4/13	1/5	1/5	0/3

KOR - Republic of Korea

Players		Shots								Punishments			
No.	Name	G/S	%	6m	Wing	9m	7m	FB	BT	YC	2Min	RC	BC
1	OH Yongran												
5	JUNG Yura												
11	RYU Eun Hee	4/8	50	1/3		2/4			1/1				
12	PARK Mira												
13	YOO Hyunji	3/3	100	2/2		1/1				1	1		
14	KIM Jinyi	3/5	60	1/1		2/4							
15	CHOI Sumin	6/8	75	0/1	4/4	0/1		2/2			1		
17	SIM Haein	0/1	0				0/1						
21	LEE Eunbi												
22	WOO Sunhee	3/4	75		1/1			2/3		1	1		
24	GWON Han Na	11/18	61	2/4		4/7	4/5		1/2				
27	NAM Yeongsin	1/1	100	1/1									
29	YU Sojeong	1/3	33			0/1			1/2				
31	SONG Hairim												
Bench/Team										1			
Totals		32/51	63	7/12	5/5	9/18	4/6	4/5	3/5	4	3		

Goalkeepers		Saves							
No.	Name	S/S	%	6m	Wing	9m	7m	FB	BT
1	OH Yongran	9/37	24	3/11	2/6	3/11	1/3	0/3	0/3
12	PARK Mira	1/5	20	0/1	0/2	1/2			
Totals		10/42	24	3/12	2/8	4/13	1/3	0/3	0/3

RUNNING SCORE

NED - KOR	
1st Half	
0 (2') 1 CHOI S	
ABBINGH L	1 (5') 1
BROCH Y	2 (6') 1
2 (7') 2 RYU EH	
2 (7') 3 GWON HN	
BROCH Y	3 (8') 3
3 (8') 4 GWON HN	
3 (9') 5 WOO S	
GROOT N	4 (9') 5
4 (10') 6 CHOI S	
4 (11') 7 CHOI S	
van der HEIJDEN L	5 (13') 7
BROCH Y	6 (15') 7
6 (16') 8 GWON HN	
GROOT N	7 (17') 8
POLMAN E	8 (18') 8
8 (19') 9 GWON HN	
MALESTEIN A	9 (19') 9
9 (20') 10 CHOI S	
MALESTEIN A	10 (21') 10
10 (22') 11 CHOI S	
ABBINGH L	11 (23') 11
11 (24') 12 YOO H	
SNELDER D	12 (24') 12
12 (25') 13 GWON HN	
van OLPHEN S	13 (26') 13
SNELDER D	14 (27') 13
14 (27') 14 GWON HN	
14 (28') 15 CHOI S	
POLMAN E	15 (28') 15
MALESTEIN A	16 (29') 15
16 (29') 16 KIM J	
POLMAN E	17 (30') 16
17 (30') 17 RYU EH	
BROCH Y	18 (30') 17
2nd Half	
18 (32') 18 NAM Y	
BROCH Y	19 (32') 18
19 (33') 19 GWON HN	
ABBINGH L	20 (34') 19
20 (35') 20 RYU EH	
GROOT N	21 (35') 20
21 (36') 21 WOO S	
GROOT N	22 (37') 21
GROOT N	23 (39') 21
BROCH Y	24 (40') 21
GOOS M	25 (41') 21
MALESTEIN A	26 (42') 21
26 (42') 22 GWON HN	
26 (44') 23 GWON HN	
POLMAN E	27 (45') 23
27 (46') 24 YOO H	
27 (46') 25 KIM J	
GOOS M	28 (47') 25
MALESTEIN A	29 (50') 25
29 (51') 26 YOO H	
29 (52') 27 KIM J	
29 (53') 28 YU S	
29 (54') 29 WOO S	
29 (56') 30 GWON HN	
BROCH Y	30 (56') 30
GROOT N	31 (59') 30
31 (59') 31 GWON HN	
GROOT N	32 (59') 31
32 (60') 32 RYU EH	

Legend:							
%	Efficiency	2Min	2 Minute Suspensions	6m	6-metre Shots	7m	7-metre Shots
9m	9-metre Shots	BT	Breakthroughs	BC	Blue Cards	FB	Fast Breaks
G/S	Goals/Shots	No.	Uniform Number	RC	Red Cards	S/S	Saves/Shots
Wing	Wing Shots	YC	Yellow Cards				



Match Team Statistics

Estatística da partida por equipe / Statistiques du match par équipe

Match 17

NED 32 - 32 KOR

(18 - 17) (14 - 15)

Referees: RALUY Oscar / SABROSO RAMIREZ Angel (ESP)

NED - Netherlands

Players		Shots								Offence		Defence		Punishments			TP	
No.	Name	G/S	%	6m	Wing	9m	7m	FB	BT	AS	TO	ST	BS	YC	2Min	RC		BC
6	van der HEIJDEN Laura	1/2	50	0/1		1/1				2	1			1	1			40:49
8	ABBINGH Lois	3/6	50	1/2		1/2	1/2			1	3							32:48
9	van OLPHEN Sanne	1/1	100			1/1					1				1			6:58
10	SNELDER Danick	2/2	100	2/2										1				24:17
13	BROCH Yvette	7/9	78	4/5		2/3		1/1										35:28
17	GROOT Nycke	7/8	88	2/2		2/3		1/1	2/2	2	3	1	1	1				57:04
18	DULFER Kelly	0/1	0			0/1							4			1		32:40
21	GOOS Michelle	2/2	100		1/1			1/1			1					1		22:50
23	JANKOVIC Jasmina																	2:20
24	SMEETS Martine	0/1	0	0/1														35:42
26	MALESTEIN Angela	5/8	63		5/8					2	1							48:45
30	LUCIANO Ailly															1		11:12
33	WESTER Tess																	53:47
79	POLMAN Estavana	4/7	57	0/1		2/4	1/1		1/1	3	1							15:20
Bench/Team																		
Totals		32/48	67	9/14	6/10	9/15	2/3	3/3	3/3	10	12	1	5	3	5			

Goalkeepers		Total Shots		6m Shots		Wing Shots		9m Shots		7m Shots		Fast Breaks		Breakthroughs	
No.	Name	S/S	%	S/S	%	S/S	%	S/S	%	S/S	%	S/S	%	S/S	%
23	JANKOVIC Jasmina	0/2	0			0/1	0			0/1	0				
33	WESTER Tess	8/36	22	2/7	29	0/4	0	4/13	31	1/4	25	1/5	20	0/3	0
Totals		8/40	20	2/9	22	0/5	0	4/13	31	1/5	20	1/5	20	0/3	0

Team Shots	Goals	Saves	Missed	Post	Blocked	Total	%
6m Shots	9	3		1	1	14	64
Wing Shots	6	2		2		10	60
9m Shots	9	4		1	1	15	60
7m Shots	2	1			N/A	3	67
Fast Breaks	3					3	100
Breakthroughs	3					3	100
Totals	32	10		4	2	48	67

Number of Attacks: 56, Scoring Efficiency: 57%



Match Team Statistics

Estatística da partida por equipe / Statistiques du match par équipe

Match 17

NED 32 - 32 KOR

(18 - 17) (14 - 15)

Referees: RALUY Oscar / SABROSO RAMIREZ Angel (ESP)

NED - Netherlands

Shots Distribution

Players


Goals / Shots

6 van der HEIJDEN L	8 ABBINGH L	9 van OLPHEN S	10 SNELDER D	13 BROCH Y	17 GROOT N	18 DULFER K
1/1	1/1 1/2	1/1	1/1	1/1 1/1	2/2 1/1	
1-Post	1-Blocked			2/3 1/2	3/4 1/1	1-Post
21 GOOS M	23 JANKOVIC J	24 SMEETS M	26 MALESTEIN A	30 LUCIANO A	33 WESTER T	79 POLMAN E
2/2		0/1	1/1 1/1			1/1 0/1 1/1
			2-Post			1-Blocked

Team
Goals / Shots

5/5	3/4	2/3
6/9	1/2	3/3
4/5	6/8	2/3

4-Post 2-Blocked



Goalkeepers
Saves / Shots

0/3	0/7	0/4
1/3	4/5	0/4
1/6	1/3	1/5

23 JANKOVIC J

0/2		

33 WESTER T

0/3	0/4	0/4
1/3	4/5	0/3
1/6	1/3	1/5



Match Team Statistics

Estatística da partida por equipe / Statistiques du match par équipe

Match 17

NED 32 - 32 KOR

(18 - 17) (14 - 15)

Referees: RALUY Oscar / SABROSO RAMIREZ Angel (ESP)

KOR - Republic of Korea

Players		Shots								Offence		Defence		Punishments			TP	
No.	Name	G/S	%	6m	Wing	9m	7m	FB	BT	AS	TO	ST	BS	YC	2Min	RC		BC
1	OH Yongran									1	1							52:15
5	JUNG Yura																	10:25
11	RYU Eun Hee	4/8	50	1/3		2/4			1/1	2	2		1					45:12
12	PARK Mira																	5:55
13	YOO Hyunji	3/3	100	2/2		1/1				2				1	1			54:44
14	KIM Jinyi	3/5	60	1/1		2/4				1	2							18:59
15	CHOI Sumin	6/8	75	0/1	4/4	0/1		2/2								1		59:20
17	SIM Haein	0/1	0				0/1			1			1	1				40:41
21	LEE Eunbi																	1:08
22	WOO Sunhee	3/4	75		1/1			2/3		1				1	1			60:00
24	GWON Han Na	11/18	61	2/4		4/7	4/5		1/2	2	3							33:32
27	NAM Yeongsin	1/1	100	1/1														5:16
29	YU Sojeong	1/3	33			0/1			1/2		1							7:33
31	SONG Hairim									1	1	1						25:00
Bench/Team														1				
Totals		32/51	63	7/12	5/5	9/18	4/6	4/5	3/5	11	10	1	2	4	3			

Goalkeepers		Total Shots		6m Shots		Wing Shots		9m Shots		7m Shots		Fast Breaks		Breakthroughs	
No.	Name	S/S	%	S/S	%	S/S	%	S/S	%	S/S	%	S/S	%	S/S	%
1	OH Yongran	9/37	24	3/11	27	2/6	33	3/11	27	1/3	33	0/3	0	0/3	0
12	PARK Mira	1/5	20	0/1	0	0/2	0	1/2	50						
Totals		10/42	24	3/12	25	2/8	25	4/13	31	1/3	33	0/3	0	0/3	0

Team Shots	Goals	Saves	Missed	Post	Blocked	Total	%
6m Shots	7	2			3	12	58
Wing Shots	5					5	100
9m Shots	9	4	1	2	2	18	50
7m Shots	4	1	1		N/A	6	67
Fast Breaks	4	1				5	80
Breakthroughs	3		1	1		5	60
Totals	32	8	3	3	5	51	63

Number of Attacks: 54, Scoring Efficiency: 59%



Match Team Statistics

Estatística da partida por equipe / Statistiques du match par équipe

Match 17

NED 32 - 32 KOR

(18 - 17) (14 - 15)

Referees: RALUY Oscar / SABROSO RAMIREZ Angel (ESP)

KOR - Republic of Korea

Shots Distribution

Players

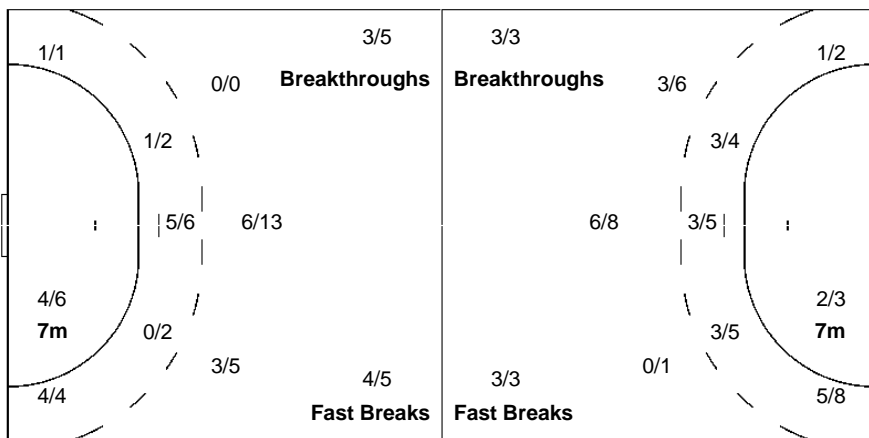
Goals / Shots

1 OH Y	5 JUNG Y	11 RYU EH	12 PARK M	13 YOO H	14 KIM J	15 CHOI S
		1/1 1/1 0/1 1/1		1/1 1/1 1/1		2/2 1/2 0/1
		1/1 0/1			2/3 1/1	3/3
					1-Post	
17 SIM H	21 LEE E	22 WOO S	24 GWON HN	27 NAM Y	29 YU S	31 SONG H
		1/1 1/1 1/2	2/2 3/3 1/1 0/1 1/1	1/1		
			2/2 2/2 0/1			
1-Missed			2-Missed 1-Post 2-Blocked		1-Post 1-Blocked	

Team
Goals / Shots

3/3	7/7	4/4
2/3	1/5	4/4
5/6	2/3	4/5
3-Missed	3-Post	5-Blocked

Offence



Defence

Goalkeepers
Saves / Shots

0/5	1/4	1/3
3/9	1/2	0/3
1/5	2/8	1/3

1 OH Y

0/4	1/4	1/3
3/7	0/1	0/2
1/5	2/8	1/3

12 PARK M

0/1		
0/2	1/1	0/1

Legend:

%	Efficiency	2Min	2 Minute Suspensions	6m	6 metre Shots	7m	7 metre Shots	9m	9 metre Shots
AS	Assists	BS	Blocked Shots	BT	Breakthroughs	BC	Blue Cards	FB	Fast Breaks
G/S	Goals/Shots	N/A	Not Applicable	No.	Uniform Number	RC	Red Cards	S/S	Saves/Shots
ST	Steals	TO	Turnover	TP	Time Played	Wing	Wing Shots	YC	Yellow Cards



Match Report
Relatório da partida / Rapport du match

Team A										Team B																						
A					NOR - Norway					B					ANG - Angola																	
played in					in the hall					on					at					Spectators		Match Number										
Rio de Janeiro					Future Arena					WED 10 AUG 2016					16:40					6,332		16										
Half-time (30')		A		B		End of playing time			A		B		1st extra time			A		B		2nd extra time			A		B		After penalty throws		A		B	
Number of 7m		A		Team time-out			Full name of players and officials										Team time-out			B		Number of 7m										
4/5		1		41:35			2		3													1		2		3		4/6				
No.	Team A						G	YC	2'	RC	BC	No.	Team B						G	YC	2'	RC	BC									
1	GRIMSBO Kari Aalvik											1	BARBOSA Neide Marisa de P.																			
2	MOLID Mari											6	MACHADO Juliana Jose								1											
3	ARNTZEN Emilie Hegh						4					8	MONTEIRO Lurdes Marcelina								1											
4	KRISTIANSEN Veronica						3	1				9	BERNARDO Natalia Maria						4													
5	ALSTAD Ida						1		2			10	KASSOMA Albertina Cruz						1		1											
6	LOKE Heidi						3					11	KIALA Luisa							1												
9	MORK Nora						8					12	BRANCO Cristina Direito																			
10	OFTEDAL Stine Bredal						2					15	CARLOS Azenaide Daniela						3													
14	FRAFJORD Marit Malm							1	1			16	ALMEIDA Teresa Patricia																			
16	LUNDE Katrine											17	DOMBAXI Wuta Waco Bige							1		1										
18	KOREN Linn-Kristin Riegelhuth											21	CAZANGA Magda Alfredo						1													
22	KURTOVIC Amanda						4					25	VENANCIO Liliana da Silva						1													
23	HERREM Camilla						2					31	SANTOS Janete Viegas dos						2		1											
24	SOLBERG Sanna						3					90	GUIALO Isabel Evelize W.						8													

Off.A	HERGEIRSSON Thorir					Off.A	CRUZ Filipe de Carvalho				
Off.B	HOGDAHL Mia					Off.B	NETO Edgar Goncalves				
Off.C	FROHOLDT Anne					Off.C	ABEL David				
Off.D	SJOBakk Trond					Off.D	CAMPOS Maria Natalia				

A	Signatures of responsables for the teams (Off.A)		B
TP	Remarks of referees / IHF Official		TP

Referees	Signatures		Signatures	
	BONAVENTURA C (FRA)		BONAVENTURA J (FRA)	
Technical Officials	Signatures		Signatures	
	TK: ALSEMGEEST M (NED)		SK: STASOVA J (SVK)	
IHF Official	Signatures		Signatures	
	PEREIRA SEDREZ S (BRA)			

Number of 7m scored/awarded to team A resp. B, goals (G), yellow cards (YC), red cards (RC), blue cards (BC) and team penalty (TP)



Results
Resultados / Résultats

Match 16

NOR 30 - 20 ANG
(16 - 8) (14 - 12)

Referees: BONAVENTURA C (FRA) / BONAVENTURA J (FRA)

RUNNING SCORE

NOR - ANG

1st Half

KURTOVIC A	1 (1) 0
OFTEDAL SB	2 (2) 0
LOKE H	3 (3) 0
	3 (5) 1 GUIALIO IEW
MORK N	4 (7) 1
MORK N	5 (10) 1
MORK N	6 (11) 1
MORK N	7 (13) 1
KURTOVIC A	8 (14) 1
	8 (14) 2 CARLOS AD
	8 (15) 3 GUIALIO IEW
LOKE H	9 (15) 3
KURTOVIC A	10 (16) 3
	10 (16) 4 BERNARDO NM
SOLBERG S	11 (18) 4
MORK N	12 (21) 4
MORK N	13 (22) 4
	13 (24) 5 SANTOS JVD
MORK N	14 (25) 5
	14 (25) 6 BERNARDO NM
ARNTZEN EH	15 (26) 6
LOKE H	16 (28) 6
	16 (29) 7 BERNARDO NM
	16 (30) 8 GUIALIO IEW

NOR - Norway

Players		Shots								Punishments			
No.	Name	G/S	%	6m	Wing	9m	7m	FB	BT	YC	2Min	RC	BC
1	GRIMSBO Kari Aalvik												
2	MOLID Mari												
3	ARNTZEN Emilie Hegh	4/7	57	1/1		2/5	1/1						
4	KRISTIANSEN Veronica	3/4	75			1/2		1/1	1/1	1			
5	ALSTAD Ida	1/2	50				1/2				2		
6	LOKE Heidi	3/5	60	2/2				1/3					
9	MORK Nora	8/8	100	4/4		1/1	2/2		1/1				
10	OFTEDAL Stine Bredal	2/4	50	1/3					1/1				
14	FRAFJORD Marit Malm									1	1		
16	LUNDE Katrine												
18	KOREN Linn-Kristin Riegelhuth	0/1	0		0/1								
22	KURTOVIC Amanda	4/6	67		1/2	0/1		3/3					
23	HERREM Camilla	2/4	50		1/2			1/2					
24	SOLBERG Sanna	3/3	100					3/3					
	Bench/Team												
	Totals	30/44	68	8/10	2/5	4/9	4/5	9/12	3/3	2	3		

Goalkeepers		Saves							
No.	Name	S/S	%	6m	Wing	9m	7m	FB	BT
1	GRIMSBO Kari Aalvik	1/3	33				1/3		
16	LUNDE Katrine	15/33	45	2/7	2/3	8/14	1/3	1/2	1/4
	Totals	16/36	44	2/7	2/3	8/14	2/6	1/2	1/4

ANG - Angola

Players		Shots								Punishments			
No.	Name	G/S	%	6m	Wing	9m	7m	FB	BT	YC	2Min	RC	BC
1	BARBOSA Neide Marisa de P.	0/1	0			0/1							
6	MACHADO Juliana Jose											1	
8	MONTEIRO Lurdes Marcelina											1	
9	BERNARDO Natalia Maria	4/5	80	1/2					3/3				
10	KASSOMA Albertina Cruz	1/2	50	1/2							1		
11	KIALA Luisa	0/2	0			0/2				1			
12	BRANCO Cristina Direito												
15	CARLOS Azenaide Daniela	3/6	50			2/5		1/1					
16	ALMEIDA Teresa Patricia												
17	DOMBAXI Wuta Waco Bige	0/1	0					0/1		1		1	
21	CAZANGA Magda Alfredo	1/7	14	1/1		0/4	0/1		0/1				
25	VENANCIO Liliiana da Silva	1/1	100	1/1									
31	SANTOS Janete Viegas dos	2/4	50		1/3	1/1						1	
90	GUIALIO Isabel Evelize W.	8/16	50	1/1		3/10	4/5						
	Bench/Team												
	Totals	20/45	44	5/7	1/3	6/23	4/6	1/2	3/4	2	4	1	

Goalkeepers		Saves							
No.	Name	S/S	%	6m	Wing	9m	7m	FB	BT
1	BARBOSA Neide Marisa de P.	5/23	22	0/6	1/2	3/5	0/1	1/7	0/2
12	BRANCO Cristina Direito	1/7	14		1/1	0/1	0/3	0/1	0/1
16	ALMEIDA Teresa Patricia	1/7	14	0/2	0/1	0/1		1/3	
	Totals	7/37	19	0/8	2/4	3/7	0/4	2/11	0/3

2nd Half

ALSTAD I	17 (31) 8
KURTOVIC A	18 (33) 8
	18 (36) 9 SANTOS JVD
HERREM C	19 (36) 9
	19 (38) 10 KASSOMA AC
	19 (39) 11 BERNARDO NM
KRISTIANSEN V	20 (41) 11
	20 (43) 12 CARLOS AD
KRISTIANSEN V	21 (43) 12
	21 (45) 13 CAZANGA MA
ARNTZEN EH	22 (45) 13
	22 (46) 14 GUIALIO IEW
MORK N	23 (47) 14
	23 (48) 15 CARLOS AD
KRISTIANSEN V	24 (49) 15
HERREM C	25 (50) 15
	25 (51) 16 GUIALIO IEW
SOLBERG S	26 (51) 16
	26 (52) 17 GUIALIO IEW
	26 (53) 18 GUIALIO IEW
ARNTZEN EH	27 (54) 18
SOLBERG S	28 (55) 18
	28 (55) 19 GUIALIO IEW
ARNTZEN EH	29 (56) 19
OFTEDAL SB	30 (59) 19
	30 (60) 20 VENANCIO LDS

Legend:

%	Efficiency	2Min	2 Minute Suspensions	6m	6-metre Shots	7m	7-metre Shots
9m	9-metre Shots	BT	Breakthroughs	BC	Blue Cards	FB	Fast Breaks
G/S	Goals/Shots	No.	Uniform Number	RC	Red Cards	S/S	Saves/Shots
Wing	Wing Shots	YC	Yellow Cards				



Match Team Statistics

Estatística da partida por equipe / Statistiques du match par équipe

Match 16

NOR 30 - 20 ANG

(16 - 8) (14 - 12)

Referees: BONAVENTURA Charlotte / BONAVENTURA Julie (FRA)

NOR - Norway

Players		Shots								Offence		Defence		Punishments			TP	
No.	Name	G/S	%	6m	Wing	9m	7m	FB	BT	AS	TO	ST	BS	YC	2Min	RC		BC
1	GRIMSBO Kari Aalvik																	0:42
2	MOLID Mari																	0:00
3	ARNTZEN Emilie Hegh	4/7	57	1/1		2/5	1/1				1		1					28:33
4	KRISTIANSEN Veronica	3/4	75			1/2		1/1	1/1	3	2			1				40:14
5	ALSTAD Ida	1/2	50				1/2								2			16:57
6	LOKE Heidi	3/5	60	2/2				1/3		2	2							44:15
9	MORK Nora	8/8	100	4/4		1/1	2/2		1/1	4	6							17:23
10	OFTEDAL Stine Bredal	2/4	50	1/3					1/1	4			1					46:50
14	FRAFJORD Marit Malm												3	1	1			45:03
16	LUNDE Katrine									1	1							58:06
18	KOREN Linn-Kristin Riegelhuth	0/1	0		0/1					2								25:59
22	KURTOVIC Amanda	4/6	67		1/2	0/1		3/3			1							36:15
23	HERREM Camilla	2/4	50		1/2			1/2				1						35:50
24	SOLBERG Sanna	3/3	100					3/3			1							23:53
Bench/Team																		
Totals		30/44	68	8/10	2/5	4/9	4/5	9/12	3/3	16	14	1	5	2	3			

Goalkeepers		Total Shots		6m Shots		Wing Shots		9m Shots		7m Shots		Fast Breaks		Breakthroughs	
No.	Name	S/S	%	S/S	%	S/S	%	S/S	%	S/S	%	S/S	%	S/S	%
1	GRIMSBO Kari Aalvik	1/3	33							1/3	33				
16	LUNDE Katrine	15/33	45	2/7	29	2/3	67	8/14	57	1/3	33	1/2	50	1/4	25
Totals		16/36	44	2/7	29	2/3	67	8/14	57	2/6	33	1/2	50	1/4	25

Team Shots	Goals	Saves	Missed	Post	Blocked	Total	%
6m Shots	8		1		1	10	80
Wing Shots	2	2		1		5	40
9m Shots	4	3	1		1	9	44
7m Shots	4		1		N/A	5	80
Fast Breaks	9	2		1		12	75
Breakthroughs	3					3	100
Totals	30	7	3	2	2	44	68

Number of Attacks: 56, Scoring Efficiency: 54%



Match Team Statistics

Estatística da partida por equipe / Statistiques du match par équipe

Match 16

NOR 30 - 20 ANG
(16 - 8) (14 - 12)

Referees: BONAVENTURA Charlotte / BONAVENTURA Julie (FRA)

NOR - Norway

Shots Distribution

Players

Goals / Shots

1 GRIMSBO KA	2 MOLID M	3 ARNTZEN EH	4 KRISTIANSEN V	5 ALSTAD I	6 LOKE H	9 MORK N
0/0	0/0	1/1 1/1	0/0	0/0	0/1	3/3 1/1
0/0	0/0	0/1	1/1	0/0	0/0	0/0
0/0	0/0	1/2	2/2 0/1	1/1	3/3	3/3 1/1

1-Blocked

1-Missed

1-Post

10 OFTEDAL SB	14 FRAFJORD MM	16 LUNDE K	18 KOREN LKR	22 KURTOVIC A	23 HERREM C	24 SOLBERG S
0/0	0/0	0/0	0/1	0/0	1/1	0/0
1/1	0/0	0/0	0/0	1/1	0/0	1/1
1/1	0/0	0/0	0/0	1-Missed 1-Post	1/2 0/1	2/2

1-Missed

1-Blocked

1-Missed 1-Post


Team
Goals / Shots

4/5	3/4	2/2
2/2		0/1
12/14	1/3	6/6

3-Missed 2-Post 2-Blocked

Offence

Defence



Goalkeepers
Saves / Shots

3/5	0/2	1/5
1/3	4/4	2/4
1/3	2/6	2/4

1 GRIMSBO KA

		0/1
1/2		

16 LUNDE K

3/5	0/2	1/4
1/3	4/4	2/4
0/1	2/6	2/4



Match Team Statistics

Estatística da partida por equipe / Statistiques du match par équipe

Match 16

NOR 30 - 20 ANG

(16 - 8) (14 - 12)

Referees: BONAVENTURA Charlotte / BONAVENTURA Julie (FRA)

ANG - Angola

Players		Shots								Offence		Defence		Punishments			TP	
No.	Name	G/S	%	6m	Wing	9m	7m	FB	BT	AS	TO	ST	BS	YC	2Min	RC		BC
1	BARBOSA Neide Marisa de P.	0/1	0			0/1					1	1						37:18
6	MACHADO Juliana Jose											1			1			38:44
8	MONTEIRO Lurdes Marcelina									1	1	1			1			21:24
9	BERNARDO Natalia Maria	4/5	80	1/2					3/3	1	3							38:41
10	KASSOMA Albertina Cruz	1/2	50	1/2						1	3		1		1			41:22
11	KIALA Luisa	0/2	0			0/2					2			1				13:47
12	BRANCO Cristina Direito																	9:36
15	CARLOS Azenaide Daniela	3/6	50			2/5		1/1			3	1						35:48
16	ALMEIDA Teresa Patricia																	13:06
17	DOMBAXI Wuta Waco Bige	0/1	0					0/1			1			1		1		21:54
21	CAZANGA Magda Alfredo	1/7	14	1/1		0/4	0/1		0/1	1	3	1						40:26
25	VENANCIO Liliana da Silva	1/1	100	1/1						2	2							25:33
31	SANTOS Janete Viegas dos	2/4	50		1/3	1/1									1			35:01
90	GUIALO Isabel Evelize W.	8/16	50	1/1		3/10	4/5			1	1		1					47:20
Bench/Team																		
Totals		20/45	44	5/7	1/3	6/23	4/6	1/2	3/4	7	20	5	2	2	4	1		

Goalkeepers		Total Shots		6m Shots		Wing Shots		9m Shots		7m Shots		Fast Breaks		Breakthroughs	
No.	Name	S/S	%	S/S	%	S/S	%	S/S	%	S/S	%	S/S	%	S/S	%
1	BARBOSA Neide Marisa de P.	5/23	22	0/6	0	1/2	50	3/5	60	0/1	0	1/7	14	0/2	0
12	BRANCO Cristina Direito	1/7	14			1/1	100	0/1	0	0/3	0	0/1	0	0/1	0
16	ALMEIDA Teresa Patricia	1/7	14	0/2	0	0/1	0	0/1	0			1/3	33		
Totals		7/37	19	0/8	0	2/4	50	3/7	43	0/4	0	2/11	18	0/3	0

Team Shots	Goals	Saves	Missed	Post	Blocked	Total	%
6m Shots	5	2				7	71
Wing Shots	1	2				3	33
9m Shots	6	8	2	2	5	23	26
7m Shots	4	2			N/A	6	67
Fast Breaks	1	1				2	50
Breakthroughs	3	1				4	75
Totals	20	16	2	2	5	45	44

Number of Attacks: 57, Scoring Efficiency: 35%



Match Team Statistics

Estatística da partida por equipe / Statistiques du match par équipe

Match 16

NOR 30 - 20 ANG

(16 - 8) (14 - 12)

Referees: BONAVENTURA Charlotte / BONAVENTURA Julie (FRA)

ANG - Angola

Shots Distribution

Players

Goals / Shots

1 BARBOSA NMDP	6 MACHADO JJ	8 MONTEIRO LM	9 BERNARDO NM	10 KASSOMA AC	11 KIALA L	12 BRANCO CD
			1/1 0/1 1/1 2/2		0/1	

1-Missed

1-Post

15 CARLOS AD	16 ALMEIDA TP	17 DOMBAXI WWB	21 CAZANGA MA	25 VENANCIO LDS	31 SANTOS JVD	90 GUIALO IEW
0/1 1/1 0/1			0/2 0/1 0/1		1/1 1/1 0/2	1/2 1/1 1/2 2/2 0/1

1-Blocked

1-Blocked

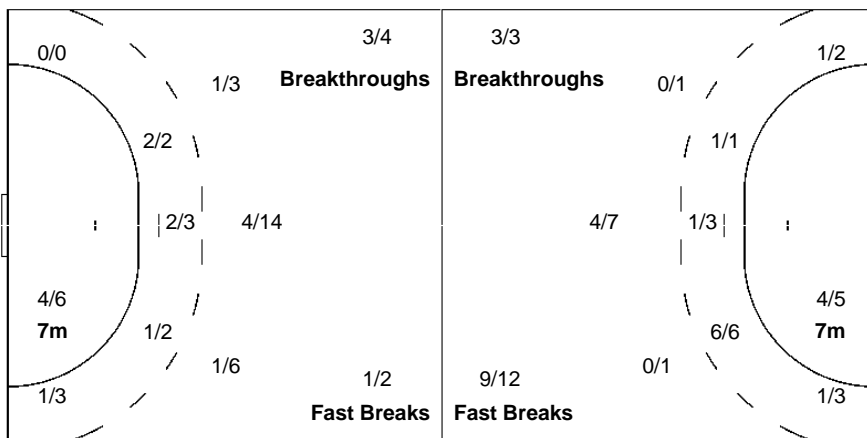
1-Missed 1-Post 3-Blocked

Team
Goals / Shots

2/5	2/2	4/5
2/3	0/4	2/4
2/3	4/6	2/4

2-Missed 2-Post 5-Blocked

Offence



Goalkeepers
Saves / Shots

1/5	1/4	0/2
0/2		1/1
2/14	2/3	0/6

1 BARBOSA NMDP

1/4	0/1	
0/1		1/1
1/9	2/3	0/4

12 BRANCO CD

	1/2	0/2
0/2		0/1

16 ALMEIDA TP

0/1	0/1	
0/1		
1/3		0/1

Legend:	% Efficiency	2Min 2 Minute Suspensions	6m 6 metre Shots	7m 7 metre Shots	9m 9 metre Shots
AS Assists	BS Blocked Shots	BT Breakthroughs	BC Blue Cards	FB Fast Breaks	S/S Saves/Shots
G/S Goals/Shots	N/A Not Applicable	No. Uniform Number	RC Red Cards	S/S Saves/Shots	YC Yellow Cards
ST Steals	TO Turnover	TP Time Played	Wing Wing Shots		



Match Report
Relatório da partida / Rapport du match

Team A										Team B																						
A					FRA - France					B					ARG - Argentina																	
played in					in the hall					on					at					Match Number												
Rio de Janeiro					Future Arena					WED 10 AUG 2016					21:50					7,184		18										
Half-time (30')		A		B		End of playing time			A		B		1st extra time			A		B		2nd extra time			A		B		After penalty throws		A		B	
Number of 7m		A		Team time-out			Full name of players and officials										Team time-out			B		Number of 7m										
1/3		1		40:57			2		3			1	14:16	2	49:03	3	55:30	4/7														
No.	Team A						G	YC	2'	RC	BC	No.	Team B						G	YC	2'	RC	BC									
1	GLAUSER Laura											1	CARRATU Marisol																			
3	DANCETTE Blandine											3	IACOI Xoana						2													
5	AYGLON SAURINA Camille						3		1			4	HARO Lucia																			
7	PINEAU Allison							1				5	PIZZO Manuela						1		1											
8	LANDRE Laurisa						6					6	SALVADO Luciana																			
10	ZAADI DEUNA Grace											7	CAMPIGLI Rocio						4													
12	LEYNAUD Amandine											8	BELOTTI Amelia						2	1												
13	HOUETTE Manon						8					9	MENDOZA Luciana						2		2											
17	DEMBELE Siraba						1					10	CRIVELLI Victoria							1	1											
18	BULLEUX Chloe						4					12	KOGAN Valentina																			
24	EDWIGE Beatrice						2	1	1			15	MENA Antonela								1											
27	NZE-MINKO Estelle						3		1			18	SANS Macarena																			
29	NIOMBLA Gnonsiane							1	1			21	GANDULFO Macarena								2											
64	LACRABERE Alexandra											22	KARSTEN Elke																			

Off.A	KRUMBHOLZ Olivier					Off.A	PERUCHENA Eduardo				
Off.B	BARADAT Eric					Off.B	SCIGLITANO Gustavo				
Off.C	JUIN Gerard					Off.C	NOGUERA Gaston				
Off.E	LAGNIAUX Franck					Off.D	FERNANDEZ Claudio				

A	Signatures of responsables for the teams (Off.A)		B
TP	Remarks of referees / IHF Official		TP

Referees	ALPAIDZE V (RUS)	Signatures	BEREZKINA T (RUS)	Signatures
Technical Officials	TK: PEREIRA SEDREZ S (BRA)		SK: STASOVA J (SVK)	
IHF Official	HAGEN M (SWE)			

Number of 7m scored/awarded to team A resp. B, goals (G), yellow cards (YC), red cards (RC), blue cards (BC) and team penalty (TP)



Results
Resultados / Résultats

Match 18

FRA 27 - 11 ARG
(15 - 4) (12 - 7)

Referees: ALPAIDZE V (RUS) / BEREZKINA T (RUS)

FRA - France

Players		Shots								Punishments			
No.	Name	G/S	%	6m	Wing	9m	7m	FB	BT	YC	2Min	RC	BC
1	GLAUSER Laura												
3	DANCETTE Blandine												
5	AYGLON SAURINA Camille	3/5	60	1/1		0/2		1/1	1/1		1		
7	PINEAU Allison	0/3	0	0/1		0/1	0/1			1			
8	LANDRE Laurisa	6/9	67	4/6		0/1		2/2					
10	ZAADI DEUNA Grace	0/5	0	0/2		0/3							
12	LEYNAUD Amandine												
13	HOUETTE Manon	8/10	80	1/1	3/4		1/2	2/2	1/1				
17	DEMBELE Siraba	1/1	100					1/1					
18	BULLEUX Chloe	4/6	67		3/3			1/3					
24	EDWIGE Beatrice	2/2	100	2/2						1	1		
27	NZE-MINKO Estelle	3/5	60	1/1		2/3		0/1			1		
29	NIOMBLA Gnonsiane									1	1		
64	LACRABERE Alexandra	0/1	0			0/1							
	Bench/Team												
	Totals	27/47	57	9/14	6/7	2/11	1/3	7/10	2/2	3	4		

Goalkeepers		Saves							
No.	Name	S/S	%	6m	Wing	9m	7m	FB	BT
1	GLAUSER Laura	13/24	54	2/5	6/8	2/3	2/6	1/2	
12	LEYNAUD Amandine								
	Totals	13/24	54	2/5	6/8	2/3	2/6	1/2	

ARG - Argentina

Players		Shots								Punishments			
No.	Name	G/S	%	6m	Wing	9m	7m	FB	BT	YC	2Min	RC	BC
1	CARRATU Marisol												
3	IACOI Xoana	2/5	40		1/3		1/2						
4	HARO Lucia	0/2	0		0/2								
5	PIZZO Manuela	1/3	33			0/2	1/1				1		
6	SALVADO Luciana	0/1	0		0/1								
7	CAMPIGLI Rocio	4/4	100	3/3				1/1					
8	BELOTTI Amelia	2/6	33		1/3	0/1	1/2			1			
9	MENDOZA Luciana	2/5	40			1/2	1/2	0/1			2		
10	CRIVELLI Victoria	0/1	0	0/1						1	1		
12	KOGAN Valentina												
15	MENA Antonela										1		
18	SANS Macarena	0/4	0	0/1		0/2		0/1					
21	GANDULFO Macarena											2	
22	KARSTEN Elke	0/1	0			0/1							
	Bench/Team												
	Totals	11/32	34	3/5	2/9	1/8	4/7	1/3		2	7		

Goalkeepers		Saves							
No.	Name	S/S	%	6m	Wing	9m	7m	FB	BT
1	CARRATU Marisol	1/8	13	0/2	0/1	0/2	1/2		0/1
12	KOGAN Valentina	10/30	33	3/10	1/6	4/4		2/9	0/1
	Totals	11/38	29	3/12	1/7	4/6	1/2	2/9	0/2

RUNNING SCORE

FRA - ARG

1st Half

LANDRE L	1 (2)	0
	1 (4)	1 MENDOZA L
LANDRE L	2 (5)	1
LANDRE L	3 (7)	1
	3 (9)	2 PIZZO M
LANDRE L	4 (10)	2
LANDRE L	5 (14)	2
DEMBELE S	6 (15)	2
AYGLON SAURINA C	7 (15)	2
	7 (16)	3 BELOTTI A
EDWIGE B	8 (17)	3
HOUETTE M	9 (19)	3
BULLEUX C	10 (20)	3
BULLEUX C	11 (24)	3
	11 (25)	4 CAMPIGLI R
HOUETTE M	12 (25)	4
HOUETTE M	13 (28)	4
AYGLON SAURINA C	14 (29)	4
BULLEUX C	15 (30)	4

2nd Half

NZE-MINKO E	16 (31)	4
HOUETTE M	17 (34)	4
	17 (35)	5 MENDOZA L
NZE-MINKO E	18 (36)	5
HOUETTE M	19 (37)	5
HOUETTE M	20 (38)	5
NZE-MINKO E	21 (40)	5
	21 (41)	6 IACOI X
	21 (42)	7 CAMPIGLI R
EDWIGE B	22 (43)	7
	22 (44)	8 CAMPIGLI R
HOUETTE M	23 (45)	8
AYGLON SAURINA C	24 (47)	8
	24 (47)	9 IACOI X
LANDRE L	25 (49)	9
	25 (54)	10 CAMPIGLI R
BULLEUX C	26 (57)	10
	26 (58)	11 BELOTTI A
HOUETTE M	27 (58)	11

Legend:

%	Efficiency	2Min	2 Minute Suspensions	6m	6-metre Shots	7m	7-metre Shots
9m	9-metre Shots	BT	Breakthroughs	BC	Blue Cards	FB	Fast Breaks
G/S	Goals/Shots	No.	Uniform Number	RC	Red Cards	S/S	Saves/Shots
Wing	Wing Shots	YC	Yellow Cards				



Match Team Statistics

Estatística da partida por equipe / Statistiques du match par équipe

Match 18

FRA 27 - 11 ARG

(15 - 4) (12 - 7)

Referees: ALPAIDZE Viktoriia / BEREZKINA Tatiana (RUS)

FRA - France

Players		Shots								Offence		Defence		Punishments			TP	
No.	Name	G/S	%	6m	Wing	9m	7m	FB	BT	AS	TO	ST	BS	YC	2Min	RC		BC
1	GLAUSER Laura									1								58:33
3	DANCETTE Blandine																	0:00
5	AYGLON SAURINA Camille	3/5	60	1/1		0/2		1/1	1/1	3		1	1		1			43:06
7	PINEAU Allison	0/3	0	0/1		0/1	0/1			3	1	1		1				20:49
8	LANDRE Laurisa	6/9	67	4/6		0/1		2/2			2		1					39:00
10	ZAADI DEUNA Grace	0/5	0	0/2		0/3				3								11:39
12	LEYNAUD Amandine																	0:00
13	HOUETTE Manon	8/10	80	1/1	3/4		1/2	2/2	1/1		1							45:29
17	DEMBELE Siraba	1/1	100					1/1										14:31
18	BULLEUX Chloe	4/6	67		3/3			1/3		1		1						60:00
24	EDWIGE Beatrice	2/2	100	2/2								1	1	1	1	1		43:41
27	NZE-MINKO Estelle	3/5	60	1/1		2/3		0/1		1	2				1			39:58
29	NIOMBLA Gnonsiane									3	2			1	1			37:27
64	LACRABERE Alexandra	0/1	0			0/1				1								5:47
Bench/Team																		
Totals		27/47	57	9/14	6/7	2/11	1/3	7/10	2/2	16	8	4	3	3	4			

Goalkeepers		Total Shots		6m Shots		Wing Shots		9m Shots		7m Shots		Fast Breaks		Breakthroughs	
No.	Name	S/S	%	S/S	%	S/S	%	S/S	%	S/S	%	S/S	%	S/S	%
1	GLAUSER Laura	13/24	54	2/5	40	6/8	75	2/3	67	2/6	33	1/2	50		
12	LEYNAUD Amandine														
Totals		13/24	54	2/5	40	6/8	75	2/3	67	2/6	33	1/2	50		

Team Shots	Goals	Saves	Missed	Post	Blocked	Total	%
6m Shots	9	3	1	1		14	64
Wing Shots	6	1				7	86
9m Shots	2	4	1	2	2	11	18
7m Shots	1	1		1	N/A	3	33
Fast Breaks	7	2	1			10	70
Breakthroughs	2					2	100
Totals	27	11	3	4	2	47	57

Number of Attacks: 51, Scoring Efficiency: 53%



Match Team Statistics

Estatística da partida por equipe / Statistiques du match par équipe

Match 18

FRA 27 - 11 ARG

(15 - 4) (12 - 7)

Referees: ALPAIDZE Viktoriia / BEREZKINA Tatiana (RUS)

FRA - France

Shots Distribution

Players

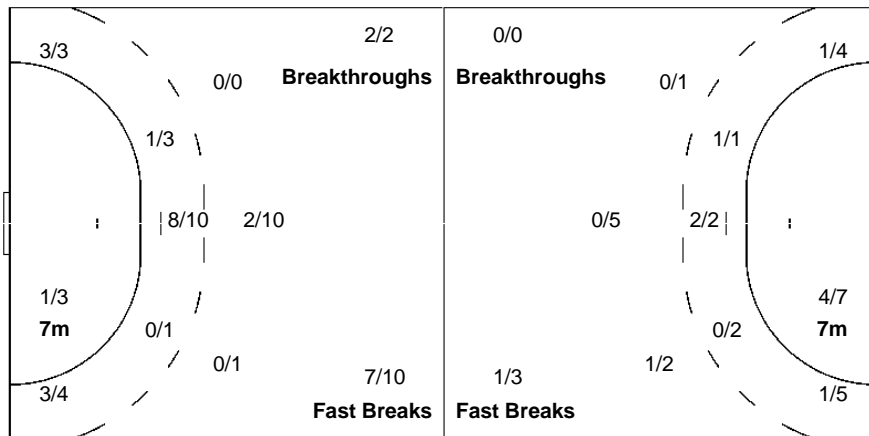
Goals / Shots

1 GLAUSER L	3 DANCETTE B	5 AYGLON SAURINA C	7 PINEAU A	8 LANDRE L	10 ZAADI DEUNA G	12 LEYNAUD A
				1/1	0/1	
			0/1			
		1/1 1/1 1/1		2/3 1/1 1/1	0/1	
		2-Blocked	1-Post	1-Missed1-Post	1-Missed2-Post	
13 HOUETTE M	17 DEMBELE S	18 BULLEUX C	24 EDWIGE B	27 NZE-MINKO E	29 NIOMBLA G	64 LACRABERE A
1/1 2/2		2/3 0/1		1/1		
1/1 1/1			1/1			0/1
2/4 1/1	1/1	1/1		1/1 1/1 0/1		
				1-Missed		

Team
Goals / Shots

3/4	2/3	3/4
1/2	1/1	3/5
7/10	4/5	3/4
3-Missed	4-Post	2-Blocked

Offence



Defence

Goalkeepers
Saves / Shots

	3/3	
	2/2	1/3
3/7	2/2	2/7

1 GLAUSER L

	3/3	
	2/2	1/3
3/7	2/2	2/7

12 LEYNAUD A



Match Team Statistics

Estatística da partida por equipe / Statistiques du match par équipe

Match 18

FRA 27 - 11 ARG

(15 - 4) (12 - 7)

Referees: ALPAIDZE Viktoriia / BEREZKINA Tatiana (RUS)

ARG - Argentina

Players		Shots								Offence		Defence		Punishments			TP	
No.	Name	G/S	%	6m	Wing	9m	7m	FB	BT	AS	TO	ST	BS	YC	2Min	RC		BC
1	CARRATU Marisol																	9:08
3	IACOI Xoana	2/5	40		1/3		1/2				1							23:03
4	HARO Lucia	0/2	0		0/2								1					24:37
5	PIZZO Manuela	1/3	33			0/2	1/1				1				1			29:41
6	SALVADO Luciana	0/1	0		0/1						3							27:27
7	CAMPIGLI Rocio	4/4	100	3/3				1/1		1								41:43
8	BELOTTI Amelia	2/6	33		1/3	0/1	1/2				1			1				30:01
9	MENDOZA Luciana	2/5	40			1/2	1/2	0/1		1	9	1			2			38:12
10	CRIVELLI Victoria	0/1	0	0/1						2	2			1	1			46:56
12	KOGAN Valentina																	47:25
15	MENA Antonela									1	1		1		1			39:03
18	SANS Macarena	0/4	0	0/1		0/2		0/1		4	1							39:00
21	GANDULFO Macarena														2			19:19
22	KARSTEN Elke	0/1	0			0/1					1							4:25
Bench/Team											2							
Totals		11/32	34	3/5	2/9	1/8	4/7	1/3		9	22	1	2	2	7			

Goalkeepers		Total Shots		6m Shots		Wing Shots		9m Shots		7m Shots		Fast Breaks		Breakthroughs	
No.	Name	S/S	%	S/S	%	S/S	%	S/S	%	S/S	%	S/S	%	S/S	%
1	CARRATU Marisol	1/8	13	0/2	0	0/1	0	0/2	0	1/2	50			0/1	0
12	KOGAN Valentina	10/30	33	3/10	30	1/6	17	4/4	100			2/9	22	0/1	0
Totals		11/38	29	3/12	25	1/7	14	4/6	67	1/2	50	2/9	22	0/2	0

Team Shots	Goals	Saves	Missed	Post	Blocked	Total	%
6m Shots	3	2				5	60
Wing Shots	2	6	1			9	22
9m Shots	1	2	1	1	3	8	13
7m Shots	4	2	1		N/A	7	57
Fast Breaks	1	1		1		3	33
Breakthroughs							
Totals	11	13	3	2	3	32	34

Number of Attacks: 52, Scoring Efficiency: 21%



Match Team Statistics

Estatística da partida por equipe / Statistiques du match par équipe

Match 18

FRA 27 - 11 ARG

(15 - 4) (12 - 7)

Referees: ALPAIDZE Viktoriia / BEREZKINA Tatiana (RUS)

ARG - Argentina

Shots Distribution

Players

Goals / Shots

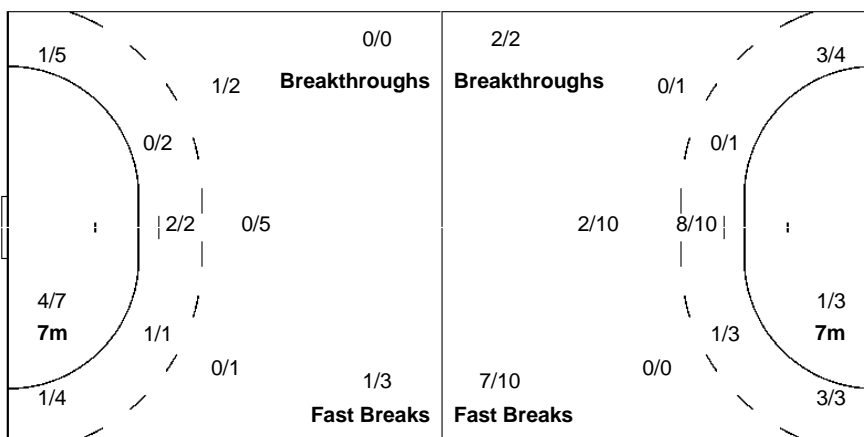
1 CARRATU M	3 IACOI X	4 HARO L	5 PIZZO M	6 SALVADO L	7 CAMPIGLI R	8 BELOTTI A
	0/2					
						0/1
	2/2		0/1		2/2	2/2
	0/1		1/1			1/1 0/1 1/1
				2-Blocked 1-Missed		1-Missed 1-Blocked
9 MENDOZA L	10 CRIVELLI V	12 KOGAN V	15 MENA A	18 SANS M	21 GANDULFO M	22 KARSTEN E
						0/1
				0/1		
0/1				0/1	0/1	
2-Post				1-Missed		

Team
Goals / Shots

	0/3	
	0/2	2/3
4/7	0/2	5/7

3-Missed 2-Post 3-Blocked

Offence



Defence

Goalkeepers
Saves / Shots

1/4	1/3	1/4
1/2	0/1	2/5
3/10	1/5	1/4

1 CARRATU M

0/1	0/1	
0/1	0/1	
1/3	0/1	

12 KOGAN V

1/3	1/2	1/4
1/1		2/5
2/7	1/4	1/4

Legend:	% Efficiency	2Min 2 Minute Suspensions	6m 6 metre Shots	7m 7 metre Shots	9m 9 metre Shots
AS Assists	BS Blocked Shots	BT Breakthroughs	BC Blue Cards	FB Fast Breaks	S/S Saves/Shots
G/S Goals/Shots	N/A Not Applicable	No. Uniform Number	RC Red Cards	S/S Saves/Shots	YC Yellow Cards
ST Steals	TO Turnover	TP Time Played	Wing Wing Shots		



Match Report
Relatório da partida / Rapport du match

Team A										Team B																						
A					ANG - Angola					B					BRA - Brazil																	
played in					in the hall					on					at					Spectators		Match Number										
Rio de Janeiro					Future Arena					FRI 12 AUG 2016					09:30					8,473		19										
Half-time (30')		A		B		End of playing time			A		B		1st extra time			A		B		2nd extra time			A		B		After penalty throws		A		B	
		13		13					24		28																					
Number of 7m		A		Team time-out			Full name of players and officials										Team time-out			B		Number of 7m										
		1/1		1 20:24 2 41:50 3 49:56													1 7:39 2 3			6/8												
No.	Team A						G	YC	2'	RC	BC	No.	Team B						G	YC	2'	RC	BC									
1	BARBOSA Neide Marisa de P.											2	DINIZ Fabiana						1	1	2											
6	MACHADO Juliana Jose						1					3	MARTINEZ Alexandra						3	1												
8	MONTEIRO Lurdes Marcelina								1			4	ROCHA Samira						4													
9	BERNARDO Natalia Maria						8	1				5	PIEPADE Daniela						1	1												
10	KASSOMA Albertina Cruz						3		2			7	LIMA de ARAUJO Tamires																			
11	KIALA Luisa											8	FRANCA da SILVA Fernanda						2													
12	BRANCO Cristina Direito											9	BELO Ana Paula						7													
15	CARLOS Azenaide Daniela						6		1			10	QUINTINO Jessica						4													
16	ALMEIDA Teresa Patricia											12	ARENHART Barbara																			
17	DOMBAXI Wuta Waco Bige						1					15	ROCHA Francielle																			
21	CAZANGA Magda Alfredo						1					18	TALESKA Eduarda						2		1											
25	VENANCIO Liliana da Silva						1	1				22	FIER de MOURA Mayara																			
31	SANTOS Janete Viegas dos											81	FACHINELLO Deonise						4		1											
90	GUIALO Isabel Evelize W.						3		1			84	PESSOA Mayssa Raquel																			

Off.A	CRUZ Filipe de Carvalho					Off.A	SOUBAK Morten	1			
Off.B	NETO Edgar Goncalves					Off.B	APRILE Alex				
Off.C	ABEL David					Off.C	ORSI Rita				
Off.D	CAMPOS Maria Natalia					Off.D	CALISTER Marina				

A	Signatures of responsables for the teams (Off.A)		B
TP	Remarks of referees / IHF Official		TP

Referees	ROEN G (NOR)	Signatures	ARNTSEN K (NOR)	Signatures
Technical Officials	TK: ADJEMIAN T (ARG)		SK: FADIGA N (CIV)	
IHF Official	GALLEGO R (ESP)			

Number of 7m scored/awarded to team A resp. B, goals (G), yellow cards (YC), red cards (RC), blue cards (BC) and team penalty (TP)



Results
Resultados / Résultats

Match 19

ANG 24 - 28 BRA
(13 - 13) (11 - 15)

Referees: ROEN G (NOR) / ARNTSEN K (NOR)

ANG - Angola

Players		Shots								Punishments			
No.	Name	G/S	%	6m	Wing	9m	7m	FB	BT	YC	2Min	RC	BC
1	BARBOSA Neide Marisa de P.												
6	MACHADO Juliana Jose	1/2	50		0/1			1/1					
8	MONTEIRO Lurdes Marcelina	0/2	0		0/1			0/1			1		
9	BERNARDO Natalia Maria	8/9	89			1/2		3/3	4/4	1			
10	KASSOMA Albertina Cruz	3/3	100	3/3							2		
11	KIALA Luisa	0/1	0			0/1							
12	BRANCO Cristina Direito												
15	CARLOS Azenaide Daniela	6/12	50	1/1	1/5	3/4		1/2			1		
16	ALMEIDA Teresa Patricia												
17	DOMBAXI Wuta Waco Bige	1/3	33		0/1	0/1			1/1				
21	CAZANGA Magda Alfredo	1/2	50			0/1			1/1				
25	VENANCIO Liliana da Silva	1/2	50	1/2						1			
31	SANTOS Janete Viegas dos												
90	GUIALO Isabel Evelize W.	3/4	75			2/3	1/1					1	
Bench/Team													
Totals		24/40	60	5/6	1/8	6/12	1/1	5/7	6/6	2	5		

Goalkeepers		Saves							
No.	Name	S/S	%	6m	Wing	9m	7m	FB	BT
1	BARBOSA Neide Marisa de P.	4/14	29	1/3	1/4	2/2	0/2	0/2	0/1
12	BRANCO Cristina Direito	5/17	29	1/3	3/5	0/1	1/4	0/2	0/2
16	ALMEIDA Teresa Patricia	1/7	14	0/2	1/1	0/1	0/1	0/2	
Totals		10/38	26	2/8	5/10	2/4	1/7	0/6	0/3

BRA - Brazil

Players		Shots								Punishments			
No.	Name	G/S	%	6m	Wing	9m	7m	FB	BT	YC	2Min	RC	BC
2	DINIZ Fabiana	1/1	100					1/1		1	2		
3	MARTINEZ Alexandra	3/5	60		0/2		1/1	2/2		1			
4	ROCHA Samira	4/4	100		1/1		2/2	1/1					
5	PIEDADE Daniela	1/3	33	1/3						1			
7	LIMA de ARAUJO Tamires												
8	FRANCA da SILVA Fernanda	2/5	40		1/4		1/1						
9	BELO Ana Paula	7/14	50	2/2		0/5	2/4	1/1	2/2				
10	QUINTINO Jessica	4/5	80		3/4			1/1					
12	ARENHART Barbara												
15	ROCHA Francielle												
18	TALESKA Eduarda	2/3	67	1/1		1/2					1		
22	FIER de MOURA Mayara												
81	FACHINELLO Deonise	4/5	80	2/2		1/2			1/1		1		
84	PESSOA Mayssa Raquel												
Bench/Team										1			
Totals		28/45	62	6/8	5/11	2/9	6/8	6/6	3/3	4	4		

Goalkeepers		Saves							
No.	Name	S/S	%	6m	Wing	9m	7m	FB	BT
12	ARENHART Barbara	8/22	36	1/6	4/5	1/4	0/1	2/3	0/3
84	PESSOA Mayssa Raquel	2/12	17		1/1	1/4		0/4	0/3
Totals		10/34	29	1/6	5/6	2/8	0/1	2/7	0/6

RUNNING SCORE
ANG - BRA

1st Half	
0 (1) 1	TALESKA E
0 (4) 2	MARTINEZ A
1 (5) 2	CAZANGA MA
1 (6) 3	BELO AP
2 (7) 3	CARLOS AD
3 (7) 3	BERNARDO NM
4 (8) 3	BERNARDO NM
5 (9) 3	CARLOS AD
5 (10) 4	FACHINELLO D
5 (11) 5	MARTINEZ A
6 (13) 5	BERNARDO NM
6 (13) 6	FACHINELLO D
7 (15) 6	CARLOS AD
8 (16) 6	BERNARDO NM
9 (19) 6	BERNARDO NM
9 (19) 7	MARTINEZ A
10 (20) 7	GUIALO IEW
10 (22) 8	QUINTINO J
11 (22) 8	CARLOS AD
11 (23) 9	ROCHA S
11 (25) 10	FACHINELLO D
11 (26) 11	QUINTINO J
12 (27) 11	MACHADO JJ
12 (28) 12	ROCHA S
12 (29) 13	BELO AP
13 (30) 13	VENANCIO LDS
2nd Half	
13 (32) 14	FACHINELLO D
13 (33) 15	BELO AP
14 (33) 15	DOMBAXI WWB
15 (36) 15	KASSOMA AC
15 (36) 16	BELO AP
16 (37) 16	KASSOMA AC
16 (38) 17	BELO AP
16 (39) 18	DINIZ F
16 (40) 19	QUINTINO J
16 (41) 20	FRANCA da SILVA F
17 (43) 20	GUIALO IEW
17 (43) 21	FRANCA da SILVA F
18 (46) 21	BERNARDO NM
18 (47) 22	TALESKA E
18 (48) 23	BELO AP
19 (50) 23	BERNARDO NM
19 (50) 24	QUINTINO J
19 (52) 25	PIEDADE D
20 (52) 25	BERNARDO NM
20 (54) 26	ROCHA S
20 (55) 27	ROCHA S
21 (55) 27	CARLOS AD
22 (56) 27	CARLOS AD
23 (59) 27	GUIALO IEW
23 (60) 28	BELO AP
24 (60) 28	KASSOMA AC

Legend:	
%	Efficiency
9m	9-metre Shots
G/S	Goals/Shots
Wing	Wing Shots
2Min	2 Minute Suspensions
BT	Breakthroughs
No.	Uniform Number
YC	Yellow Cards
6m	6-metre Shots
BC	Blue Cards
RC	Red Cards
7m	7-metre Shots
FB	Fast Breaks
S/S	Saves/Shots



Match Team Statistics

Estatística da partida por equipe / Statistiques du match par équipe

Match 19

ANG 24 - 28 BRA

(13 - 13) (11 - 15)

Referees: ROEN Guro / ARNTSEN Kjersti (NOR)

ANG - Angola

Players		Shots								Offence		Defence		Punishments			TP	
No.	Name	G/S	%	6m	Wing	9m	7m	FB	BT	AS	TO	ST	BS	YC	2Min	RC		BC
1	BARBOSA Neide Marisa de P.																	18:17
6	MACHADO Juliana Jose	1/2	50		0/1			1/1			1	1						22:22
8	MONTEIRO Lurdes Marcelina	0/2	0		0/1			0/1							1			32:43
9	BERNARDO Natalia Maria	8/9	89			1/2		3/3	4/4	2	6	1		1				47:33
10	KASSOMA Albertina Cruz	3/3	100	3/3											2			44:52
11	KIALA Luisa	0/1	0			0/1					2							13:24
12	BRANCO Cristina Direito																	28:42
15	CARLOS Azenaide Daniela	6/12	50	1/1	1/5	3/4		1/2							1			52:02
16	ALMEIDA Teresa Patricia																	13:01
17	DOMBAXI Wuta Waco Bige	1/3	33		0/1	0/1			1/1	3	1							38:47
21	CAZANGA Magda Alfredo	1/2	50			0/1			1/1	1	1							40:08
25	VENANCIO Liliana da Silva	1/2	50	1/2										1				17:57
31	SANTOS Janete Viegas dos																	15:19
90	GUIALO Isabel Evelize W.	3/4	75			2/3	1/1			2	4				1			34:53
Bench/Team																		
Totals		24/40	60	5/6	1/8	6/12	1/1	5/7	6/6	8	15	2		2	5			

Goalkeepers		Total Shots		6m Shots		Wing Shots		9m Shots		7m Shots		Fast Breaks		Breakthroughs	
No.	Name	S/S	%	S/S	%	S/S	%	S/S	%	S/S	%	S/S	%	S/S	%
1	BARBOSA Neide Marisa de P.	4/14	29	1/3	33	1/4	25	2/2	100	0/2	0	0/2	0	0/1	0
12	BRANCO Cristina Direito	5/17	29	1/3	33	3/5	60	0/1	0	1/4	25	0/2	0	0/2	0
16	ALMEIDA Teresa Patricia	1/7	14	0/2	0	1/1	100	0/1	0	0/1	0	0/2	0		
Totals		10/38	26	2/8	25	5/10	50	2/4	50	1/7	14	0/6	0	0/3	0

Team Shots	Goals	Saves	Missed	Post	Blocked	Total	%
6m Shots	5	1				6	83
Wing Shots	1	5		2		8	13
9m Shots	6	2	3		1	12	50
7m Shots	1				N/A	1	100
Fast Breaks	5	2				7	71
Breakthroughs	6					6	100
Totals	24	10	3	2	1	40	60

Number of Attacks: 54, Scoring Efficiency: 44%



Match Team Statistics

Estatística da partida por equipe / Statistiques du match par équipe

Match 19

ANG 24 - 28 BRA

(13 - 13) (11 - 15)

Referees: ROEN Guro / ARNTSEN Kjersti (NOR)

ANG - Angola

Shots Distribution

Players


Goals / Shots

1 BARBOSA NMDP	6 MACHADO JJ	8 MONTEIRO LM	9 BERNARDO NM	10 KASSOMA AC	11 KIALA L	12 BRANCO CD
0/1	1/1	0/1	2/2			
0/1		0/1	2/2			
		0/1	1/1 1/1 2/2	1/1 2/2	0/1	
1-Missed						
15 CARLOS AD	16 ALMEIDA TP	17 DOMBAXI WWB	21 CAZANGA MA	25 VENANCIO LDS	31 SANTOS JVD	90 GUIALO IEW
0/1				1/1		2/2
1/2				0/1		1/1
3/3 0/1 2/2		1/1 0/1	1/2			
2-Post 1-Blocked		1-Missed				1-Missed

Team
Goals / Shots

3/3	0/1	3/3
3/7		1/1
6/9	2/3	6/7
3-Missed	2-Post	1-Blocked

Offence



Defence

Goalkeepers
Saves / Shots

1/6	0/2	
3/5		0/1
2/11	3/5	1/8

1 BARBOSA NMDP

0/1	0/1	
1/2		0/1
2/5		1/4

12 BRANCO CD

1/5	0/1	
1/2		
0/3	3/4	0/2

16 ALMEIDA TP

1/1		
0/3	0/1	0/2



Match Team Statistics

Estatística da partida por equipe / Statistiques du match par équipe

Match 19

ANG 24 - 28 BRA

(13 - 13) (11 - 15)

Referees: ROEN Guro / ARNTSEN Kjersti (NOR)

BRA - Brazil

Players		Shots								Offence		Defence		Punishments			TP	
No.	Name	G/S	%	6m	Wing	9m	7m	FB	BT	AS	TO	ST	BS	YC	2Min	RC		BC
2	DINIZ Fabiana	1/1	100					1/1						1	2			34:01
3	MARTINEZ Alexandra	3/5	60		0/2		1/1	2/2			1	1		1				20:24
4	ROCHA Samira	4/4	100		1/1		2/2	1/1										20:51
5	PIEIDADE Daniela	1/3	33	1/3							2			1				31:59
7	LIMA de ARAUJO Tamires																	3:53
8	FRANCA da SILVA Fernanda	2/5	40		1/4		1/1			2								39:09
9	BELO Ana Paula	7/14	50	2/2		0/5	2/4	1/1	2/2	3	5	1						54:21
10	QUINTINO Jessica	4/5	80		3/4			1/1			1							39:36
12	ARENHART Barbara									1								40:23
15	ROCHA Francielle										1							12:57
18	TALESKA Eduarda	2/3	67	1/1		1/2				4	4		1		1			46:33
22	FIER de MOURA Mayara																	3:43
81	FACHINELLO Deonise	4/5	80	2/2		1/2			1/1	2	1				1			52:33
84	PESSOA Mayssa Raquel									1								19:37
Bench/Team														1				
Totals		28/45	62	6/8	5/11	2/9	6/8	6/6	3/3	13	15	2	1	4	4			

Goalkeepers		Total Shots		6m Shots		Wing Shots		9m Shots		7m Shots		Fast Breaks		Breakthroughs	
No.	Name	S/S	%	S/S	%	S/S	%	S/S	%	S/S	%	S/S	%	S/S	%
12	ARENHART Barbara	8/22	36	1/6	17	4/5	80	1/4	25	0/1	0	2/3	67	0/3	0
84	PESSOA Mayssa Raquel	2/12	17			1/1	100	1/4	25			0/4	0	0/3	0
Totals		10/34	29	1/6	17	5/6	83	2/8	25	0/1	0	2/7	29	0/6	0

Team Shots	Goals	Saves	Missed	Post	Blocked	Total	%
6m Shots	6	2				8	75
Wing Shots	5	5		1		11	45
9m Shots	2	2	1	3	1	9	22
7m Shots	6	1	1		N/A	8	75
Fast Breaks	6					6	100
Breakthroughs	3					3	100
Totals	28	10	2	4	1	45	62

Number of Attacks: 54, Scoring Efficiency: 52%



Match Team Statistics

Estatística da partida por equipe / Statistiques du match par équipe

Match 19

ANG 24 - 28 BRA

(13 - 13) (11 - 15)

Referees: ROEN Guro / ARNTSEN Kjersti (NOR)

BRA - Brazil

Shots Distribution

Players

Goals / Shots

2 DINIZ F	3 MARTINEZ A	4 ROCHA S	5 PIEDADE D	7 LIMA de ARAUJO T	8 FRANCA da SILVA F	9 BELO AP
		1/1	1/1		1/1	1/2
	1/2				0/1	1/1
	2/2	0/1	0/1 0/1		0/1 1/1	1/1 4/5

1-Post 2-Missed 2-Post 1-Blocked


10 QUINTINO J	12 ARENHART B	15 ROCHA F	18 TALESKA E	22 FIER de MOURA M	81 FACHINELLO D	84 PESSOA MR
1/1 1/1					1/1	
0/1 1/1						
1/1			0/1 1/1 1/1		2/2 1/1	

1-Post

Team
Goals / Shots

5/6	2/2	
2/5		1/1
9/11	2/5	7/8

2-Missed 4-Post 1-Blocked



Goalkeepers
Saves / Shots

0/3	1/1	0/3
4/7		0/1
3/9	1/3	1/7

12 ARENHART B

0/1	1/1	0/3
3/4		
2/6	1/2	1/5

84 PESSOA MR

0/2		
1/3		0/1
1/3	0/1	0/2

Legend:

%	Efficiency	2Min	2 Minute Suspensions	6m	6 metre Shots	7m	7 metre Shots	9m	9 metre Shots
AS	Assists	BS	Blocked Shots	BT	Breakthroughs	BC	Blue Cards	FB	Fast Breaks
G/S	Goals/Shots	N/A	Not Applicable	No.	Uniform Number	RC	Red Cards	S/S	Saves/Shots
ST	Steals	TO	Turnover	TP	Time Played	Wing	Wing Shots	YC	Yellow Cards



Match Report
Relatório da partida / Rapport du match

Team A										Team B																														
A					SWE - Sweden					B					NED - Netherlands																									
played in					in the hall					on					at					Spectators		Match Number																		
Rio de Janeiro					Future Arena					FRI 12 AUG 2016					11:30					5,958		20																		
Half-time (30')		A		B		End of playing time			A		B		1st extra time			A		B		2nd extra time			A		B		After penalty throws		A		B									
Number of 7m		A		Team time-out			Full name of players and officials										Team time-out			B		Number of 7m																		
6/7		1		5:34			2			35:23			3			49:15			1			22:29			2			54:59			3			59:35			1/1			
No.	Team A						G	YC	2'	RC	BC	No.	Team B						G	YC	2'	RC	BC																	
1	BUNDESEN Johanna											6	van der HEIJDEN Laura						1					1																
3	TEGSTEDT Frida						1					8	ABBINGH Lois						1																					
6	STROMBERG Carin						1		1			9	van OLPHEN Sanne						4																					
7	BLOHM Linn								1			10	SNELDER Danick						1	1																				
8	ROBERTS Jamina						1					13	BROCH Yvette						2																					
9	SAND Louise						1	1				17	GROOT Nycke						4																					
10	EK Michaela						1					18	DULFER Kelly						2	1																				
12	IDEHN Filippa											21	GOOS Michelle						1																					
17	TORSTENSSON Linnea						2					23	JANKOVIC Jasmina																											
20	GULLDEN Isabelle						2	1				24	SMEETS Martine						3																					
24	HAGMAN Nathalie						14					26	MALESTEIN Angela						5																					
25	WALLEN Angelica						2					30	LUCIANO Ailly						3																					
27	JACOBSEN Sabina						1					33	WESTER Tess																											
29	ALM Jenny						3	1	1			79	POLMAN Estavana						2																					

Off.A	SIGNELL Henrik					Off.A	GROENER Henk				
Off.B	EKMAN Jan					Off.B	PORTENGEN Peter				
Off.C	WEDBERG Marie					Off.C	KLIJN Debbie				
Off.E	LINDSKOG Ann					Off.D	HEISEN Jelle				

A	Signatures of responsables for the teams (Off.A)										B
TP	Remarks of referees / IHF Official										TP

Referees	Signatures			Signatures		
	ALPAIDZE V (RUS)			BEREZKINA T (RUS)		
Technical Officials	TK: PEREIRA SEDREZ S (BRA)			SK: VARTANYAN S (RUS)		
IHF Official	HUELIN T (ESP)					

Number of 7m scored/awarded to team A resp. B, goals (G), yellow cards (YC), red cards (RC), blue cards (BC) and team penalty (TP)



Results
Resultados / Résultats

Match 20

SWE 29 - 29 NED
(16 - 13) (13 - 16)

Referees: ALPAIDZE V (RUS) / BEREZKINA T (RUS)

SWE - Sweden

Players		Shots								Punishments			
No.	Name	G/S	%	6m	Wing	9m	7m	FB	BT	YC	2Min	RC	BC
1	BUNDSSEN Johanna												
3	TEGSTEDT Frida	1/1	100	1/1									
6	STROMBERG Carin	1/3	33	1/2		0/1					1		
7	BLOHM Linn										1		
8	ROBERTS Jamina	1/1	100					1/1					
9	SAND Louise	1/1	100		1/1					1			
10	EK Michaela	1/1	100		1/1								
12	IDEHN Filipa												
17	TORSTENSSON Linnea	2/5	40	1/2		1/3							
20	GULLDEN Isabelle	2/6	33	0/1		2/4	0/1			1			
24	HAGMAN Nathalie	14/15	93	3/4	2/2	1/1	6/6	2/2					
25	WALLEN Angelica	2/6	33	1/4									
27	JACOBSEN Sabina	1/1	100					1/1					
29	ALM Jenny	3/8	38	0/1		3/7				1	1		
Bench/Team													
Totals		29/48	60	7/15	4/4	7/16	6/7	4/4	1/2	3	3		

Goalkeepers		Saves							
No.	Name	S/S	%	6m	Wing	9m	7m	FB	BT
1	BUNDSSEN Johanna	12/41	29	2/5	1/5	6/12	0/1	3/15	0/3
12	IDEHN Filipa								
Totals		12/41	29	2/5	1/5	6/12	0/1	3/15	0/3

NED - Netherlands

Players		Shots								Punishments			
No.	Name	G/S	%	6m	Wing	9m	7m	FB	BT	YC	2Min	RC	BC
6	van der HEIJDEN Laura	1/4	25			0/2		1/2			1		
8	ABBINGH Lois	1/5	20			1/5							
9	van OLPHEN Sanne	4/6	67	1/2		2/3		1/1					
10	SNELDER Danick	1/1	100	1/1						1			
13	BROCH Yvette	2/3	67	1/2		1/1							
17	GROOT Nycke	4/9	44	0/1		1/5		1/1	2/2				
18	DULFER Kelly	2/2	100					1/1	1/1	1			
21	GOOS Michelle	1/1	100					1/1					
23	JANKOVIC Jasmina												
24	SMEETS Martine	3/5	60	0/1		0/1		3/3					
26	MALESTEIN Angela	5/7	71		3/3			2/4					
30	LUCIANO Ailly	3/6	50	0/1	1/3			2/2					
33	WESTER Tess												
79	POLMAN Estavana	2/4	50			1/3	1/1						
Bench/Team													
Totals		29/53	55	3/8	4/6	6/20	1/1	12/15	3/3	2	1		

Goalkeepers		Saves							
No.	Name	S/S	%	6m	Wing	9m	7m	FB	BT
23	JANKOVIC Jasmina	7/16	44	3/3	0/1	3/8	0/3		1/1
33	WESTER Tess	5/25	20	0/7	0/3	4/6	1/4	0/4	0/1
Totals		12/41	29	3/10	0/4	7/14	1/7	0/4	1/2

RUNNING SCORE	
SWE - NED	
1st Half	
HAGMAN N	1 (1) 0
SAND L	2 (3) 0
	2 (3) 1 GROOT N
	2 (5) 2 SMEETS M
	2 (6) 3 van der HEIJDEN L
HAGMAN N	3 (9) 3
	3 (10) 4 POLMAN E
	3 (12) 5 MALESTEIN A
ALM J	4 (12) 5
	4 (13) 6 POLMAN E
EK M	5 (14) 6
	5 (15) 7 MALESTEIN A
HAGMAN N	6 (15) 7
JACOBSEN S	7 (16) 7
HAGMAN N	8 (18) 7
	8 (18) 8 BROCH Y
TEGSTEDT F	9 (20) 8
	9 (20) 9 van OLPHEN S
ALM J	10 (21) 9
HAGMAN N	11 (21) 9
	11 (22) 10 BROCH Y
HAGMAN N	12 (23) 10
HAGMAN N	13 (24) 10
	13 (26) 11 van OLPHEN S
	13 (26) 12 DULFER K
HAGMAN N	14 (27) 12
	14 (28) 13 LUCIANO A
STROMBERG C	15 (29) 13
WALLEN A	16 (30) 13

2nd Half	
TORSTENSSON L	17 (32) 13
	17 (32) 14 SMEETS M
	17 (32) 15 SMEETS M
	17 (33) 16 GROOT N
	17 (34) 17 LUCIANO A
	17 (36) 18 van OLPHEN S
	17 (37) 19 DULFER K
GULLDEN I	18 (38) 19
	18 (38) 20 van OLPHEN S
GULLDEN I	19 (39) 20
	19 (39) 21 GROOT N
HAGMAN N	20 (40) 21
	20 (41) 22 ABBINGH L
HAGMAN N	21 (42) 22
ALM J	22 (43) 22
	22 (45) 23 LUCIANO A
	22 (48) 24 GROOT N
HAGMAN N	23 (48) 24
	23 (50) 25 GOOS M
	23 (51) 26 MALESTEIN A
HAGMAN N	24 (51) 26
HAGMAN N	25 (53) 26
ROBERTS J	26 (54) 26
	26 (55) 27 MALESTEIN A
HAGMAN N	27 (55) 27
TORSTENSSON L	28 (57) 27
WALLEN A	29 (59) 27
	29 (59) 28 MALESTEIN A
	29 (60) 29 SNELDER D

Legend:	% Efficiency	2Min 2 Minute Suspensions	6m 6-metre Shots	7m 7-metre Shots
9m 9-metre Shots	BT Breakthroughs	BC Blue Cards	FB Fast Breaks	
G/S Goals/Shots	No. Uniform Number	RC Red Cards	S/S Saves/Shots	
Wing Wing Shots	YC Yellow Cards			



Match Team Statistics

Estatística da partida por equipe / Statistiques du match par équipe

Match 20

SWE 29 - 29 NED

(16 - 13) (13 - 16)

Referees: ALPAIDZE Viktoriia / BEREZKINA Tatiana (RUS)

SWE - Sweden

Players		Shots								Offence		Defence		Punishments			TP	
No.	Name	G/S	%	6m	Wing	9m	7m	FB	BT	AS	TO	ST	BS	YC	2Min	RC		BC
1	BUNDSEN Johanna									2	1							57:00
3	TEGSTEDT Frida	1/1	100	1/1														22:21
6	STROMBERG Carin	1/3	33	1/2		0/1				3	1		1		1			19:46
7	BLOHM Linn														1			34:06
8	ROBERTS Jamina	1/1	100					1/1										19:42
9	SAND Louise	1/1	100		1/1									1				40:18
10	EK Michaela	1/1	100		1/1													16:50
12	IDEHN Filippa																	0:00
17	TORSTENSSON Linnea	2/5	40	1/2		1/3					4		1					29:14
20	GULLDEN Isabelle	2/6	33	0/1		2/4	0/1			4	3	1	2	1				50:52
24	HAGMAN Nathalie	14/15	93	3/4	2/2	1/1	6/6	2/2										52:02
25	WALLEN Angelica	2/6	33	1/4					1/2	4	2							25:01
27	JACOBSEN Sabina	1/1	100					1/1					2					19:59
29	ALM Jenny	3/8	38	0/1		3/7				2	1	1	1	1	1			32:49
Bench/Team																		
Totals		29/48	60	7/15	4/4	7/16	6/7	4/4	1/2	15	12	2	7	3	3			

Goalkeepers		Total Shots		6m Shots		Wing Shots		9m Shots		7m Shots		Fast Breaks		Breakthroughs	
No.	Name	S/S	%	S/S	%	S/S	%	S/S	%	S/S	%	S/S	%	S/S	%
1	BUNDSEN Johanna	12/41	29	2/5	40	1/5	20	6/12	50	0/1	0	3/15	20	0/3	0
12	IDEHN Filippa														
Totals		12/41	29	2/5	40	1/5	20	6/12	50	0/1	0	3/15	20	0/3	0

Team Shots	Goals	Saves	Missed	Post	Blocked	Total	%
6m Shots	7	3	1		4	15	47
Wing Shots	4					4	100
9m Shots	7	7		1	1	16	44
7m Shots	6	1			N/A	7	86
Fast Breaks	4					4	100
Breakthroughs	1	1				2	50
Totals	29	12	1	1	5	48	60

Number of Attacks: 59, Scoring Efficiency: 49%



Match Team Statistics

Estatística da partida por equipe / Statistiques du match par équipe

Match 20

SWE 29 - 29 NED

(16 - 13) (13 - 16)

Referees: ALPAIDZE Viktoriia / BEREZKINA Tatiana (RUS)

SWE - Sweden

Shots Distribution

Players

Goals / Shots

1 BUNDSSEN J	3 TEGSTEDT F	6 STROMBERG C	7 BLOHM L	8 ROBERTS J	9 SAND L	10 EK M

1-Blocked

12 IDEHN F	17 TORSTENSSON L	20 GULLDEN I	24 HAGMAN N	25 WALLEN A	27 JACOBSEN S	29 ALM J

1-Blocked

1-Blocked 1-Missed

1-Blocked

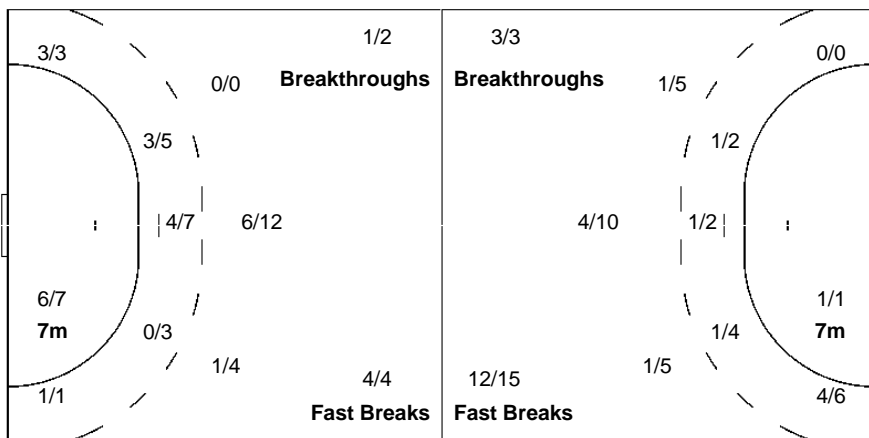
1-Post 1-Blocked

Team
Goals / Shots

1/3		4/4
3/5	0/1	1/1
10/11	2/3	8/13

1-Missed 1-Post 5-Blocked

Offence



Goalkeepers
Saves / Shots

0/4	1/2	0/3
6/7		0/2
3/10	0/2	2/11

1 BUNDSSEN J

0/4	1/2	0/3
6/7		0/2
3/10	0/2	2/11

12 IDEHN F



Match Team Statistics

Estatística da partida por equipe / Statistiques du match par équipe

Match 20

SWE 29 - 29 NED

(16 - 13) (13 - 16)

Referees: ALPAIDZE Viktoriia / BEREZKINA Tatiana (RUS)

NED - Netherlands

Players		Shots								Offence		Defence		Punishments			TP	
No.	Name	G/S	%	6m	Wing	9m	7m	FB	BT	AS	TO	ST	BS	YC	2Min	RC		BC
6	van der HEIJDEN Laura	1/4	25			0/2		1/2		1			1		1			17:20
8	ABBINGH Lois	1/5	20			1/5				2								31:30
9	van OLPHEN Sanne	4/6	67	1/2		2/3		1/1		1	1							28:08
10	SNELDER Danick	1/1	100	1/1							2		2	1				43:05
13	BROCH Yvette	2/3	67	1/2		1/1												16:55
17	GROOT Nycke	4/9	44	0/1		1/5		1/1	2/2	5	1	1						47:55
18	DULFER Kelly	2/2	100					1/1	1/1	3	1	2	2	1				35:27
21	GOOS Michelle	1/1	100					1/1										7:24
23	JANKOVIC Jasmina									3								22:45
24	SMEETS Martine	3/5	60	0/1		0/1		3/3										52:44
26	MALESTEIN Angela	5/7	71		3/3			2/4			1							38:34
30	LUCIANO Ailly	3/6	50	0/1	1/3			2/2			1							21:26
33	WESTER Tess									2								36:38
79	POLMAN Estavana	2/4	50			1/3	1/1				4	1						20:19
Bench/Team																		
Totals		29/53	55	3/8	4/6	6/20	1/1	12/15	3/3	17	11	4	5	2	1			

Goalkeepers		Total Shots		6m Shots		Wing Shots		9m Shots		7m Shots		Fast Breaks		Breakthroughs	
No.	Name	S/S	%	S/S	%	S/S	%	S/S	%	S/S	%	S/S	%	S/S	%
23	JANKOVIC Jasmina	7/16	44	3/3	100	0/1	0	3/8	38	0/3	0			1/1	100
33	WESTER Tess	5/25	20	0/7	0	0/3	0	4/6	67	1/4	25	0/4	0	0/1	0
Totals		12/41	29	3/10	30	0/4	0	7/14	50	1/7	14	0/4	0	1/2	50

Team Shots	Goals	Saves	Missed	Post	Blocked	Total	%
6m Shots	3	2	1	1	1	8	38
Wing Shots	4	1		1		6	67
9m Shots	6	6	1	1	6	20	30
7m Shots	1				N/A	1	100
Fast Breaks	12	3				15	80
Breakthroughs	3					3	100
Totals	29	12	2	3	7	53	55

Number of Attacks: 60, Scoring Efficiency: 48%



Match Team Statistics

Estatística da partida por equipe / Statistiques du match par équipe

Match 20

SWE 29 - 29 NED

(16 - 13) (13 - 16)

Referees: ALPAIDZE Viktoriia / BEREZKINA Tatiana (RUS)

NED - Netherlands

Shots Distribution

Players

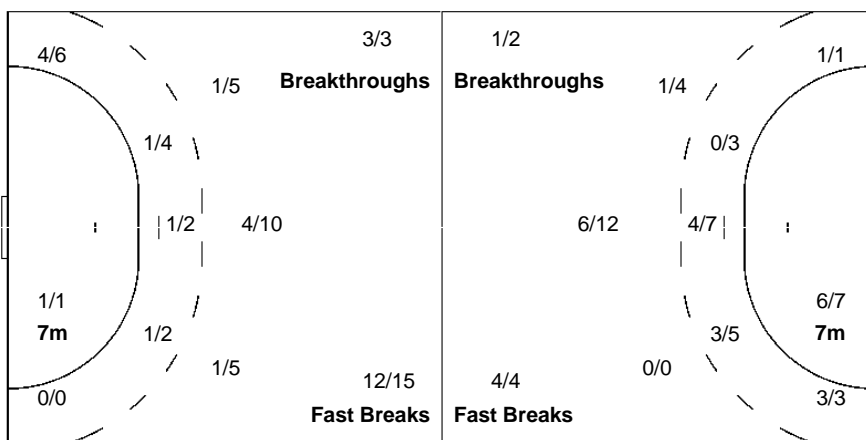
Goals / Shots

6 van der HEIJDEN L	8 ABBINGH L	9 van OLPHEN S	10 SNELDER D	13 BROCH Y	17 GROOT N	18 DULFER K
0/1		1/1	1/1	1/1	1/1	
0/1	1/2				0/2	
1/1				1/2	1/1 1/1 1/1	1/1 1/1
	1-Post 1-Blocked	2-Blocked			2-Missed 1-Blocked	
21 GOOS M	23 JANKOVIC J	24 SMEETS M	26 MALESTEIN A	30 LUCIANO A	33 WESTER T	79 POLMAN E
		1/1	1/1	1/1		
			0/1	0/1 1/1		
		1/1 1/1	1/2 1/1 2/2	0/1 1/1		1/1 1/1
		1-Post 1-Blocked		1-Post		2-Blocked

Team
Goals / Shots

4/4	1/2	3/3
1/7		2/2
7/10	2/2	9/11
2-Missed	3-Post	7-Blocked

Offence



Goalkeepers
Saves / Shots

2/3		0/4
2/5	1/1	0/1
1/11	1/3	5/13

23 JANKOVIC J

2/3		0/1
1/3	1/1	
0/2	0/1	3/5

33 WESTER T

		0/3
1/2		0/1
1/9	1/2	2/8

Legend:	% Efficiency	2Min 2 Minute Suspensions	6m 6 metre Shots	7m 7 metre Shots	9m 9 metre Shots
AS Assists	BS Blocked Shots	BT Breakthroughs	BC Blue Cards	FB Fast Breaks	S/S Saves/Shots
G/S Goals/Shots	N/A Not Applicable	No. Uniform Number	RC Red Cards	S/S Saves/Shots	YC Yellow Cards
ST Steals	TO Turnover	TP Time Played	Wing Wing Shots		



Match Report
Relatório da partida / Rapport du match

Team A										Team B													
A										B													
ROU - Romania										ESP - Spain													
played in					in the hall					on					at					Match Number			
Rio de Janeiro					Future Arena					FRI 12 AUG 2016					14:40					7,023		21	
Half-time (30')	A	B	End of playing time			A	B	1st extra time			A	B	2nd extra time			A	B	After penalty throws			A	B	
	13	11				24	21																
Number of 7m	A	Team time-out						Full name of players and officials										Team time-out			B	Number of 7m	
	2/2	1	2	3											1	2	3	2/3					
	23:08	43:47											9:20	35:56	57:25								
No.	Team A						G	YC	2'	RC	BC	No.	Team B						G	YC	2'	RC	BC
3	SZUCS Gabriella							1				2	LOPEZ Marta										
5	GEIGER Melinda						5					4	MARTIN Carmen						4				
7	BUCESCHI Eliza						2					6	ALBERTO Neli										
8	NEAGU Cristina						9		1			9	MANGUE Marta						2	1			
9	BRADEANU Aurelia						2					10	AGUILAR Macarena										
11	PERIANU Gabriela						2	1				12	NAVARRO Silvia										
12	MUNTEANU Ionica											14	CHAVEZ Elizabet						2	1			
15	ARDEAN ELISEI Valentina											17	PINEDO Elizabeth						2				
22	MANEA Oana											25	PENA Nerea						4				
25	HOTEA Camelia											27	GONZALEZ Lara						1	1	1		
30	UNGUREANU Paula											30	ELORZA Patricia						1				
85	CHINTOAN Florina						1					35	EGOZKUE Naiara						1				
88	VIZITIU Patricia						1		1			48	ZOQBI Darly										
89	CHIPER Laura						2					86	CABRAL Alexandrina						4				

Off.A	RYDE Tomas					Off.A	DUENAS Jorge				
Off.B	BUCESCHI Costica					Off.B	ETAYO Manuel				
Off.C	IONESCU Adrian					Off.C	FLORES Cesareo				
Off.D	MARASTEANU Claudiu					Off.D	ONCINA Noelia				

A	Signatures of responsables for the teams (Off.A)										B
TP	Remarks of referees / IHF Official										TP

Referees	Signatures		Signatures	
	BONAVENTURA C (FRA)		BONAVENTURA J (FRA)	
Technical Officials	Signatures		Signatures	
	TK: ADJEMIAN T (ARG)		SK: MITRUNEN P (FIN)	
IHF Official	Signatures			
	PEREIRA SEDREZ S (BRA)			

Number of 7m scored/awarded to team A resp. B, goals (G), yellow cards (YC), red cards (RC), blue cards (BC) and team penalty (TP)



Results
Resultados / Résultats

Match 21

ROU 24 - 21 ESP
(13 - 11) (11 - 10)

Referees: BONAVENTURA C (FRA) / BONAVENTURA J (FRA)

ROU - Romania

Players		Shots								Punishments			
No.	Name	G/S	%	6m	Wing	9m	7m	FB	BT	YC	2Min	RC	BC
3	SZUCS Gabriella												
5	GEIGER Melinda	5/8	63	2/3		2/3			1/2				
7	BUCESCHI Eliza	2/2	100	1/1					1/1				
8	NEAGU Cristina	9/16	56	2/3		5/9	2/2		0/2		1		
9	BRADEANU Aurelia	2/4	50	1/2		0/1			1/1				
11	PERIANU Gabriela	2/2	100	2/2						1			
12	MUNTEANU Ionica												
15	ARDEAN ELISEI Valentina	0/2	0		0/2								
22	MANEA Oana	0/1	0	0/1									
25	HOTEA Camelia												
30	UNGUREANU Paula												
85	CHINTOAN Florina	1/1	100	1/1									
88	VIZITIU Patricia	1/2	50		1/2							1	
89	CHIPER Laura	2/4	50		2/3	0/1							
Bench/Team													
Totals		24/42	57	9/13	3/7	7/14	2/2		3/6	2	2		

Goalkeepers		Saves							
No.	Name	S/S	%	6m	Wing	9m	7m	FB	BT
12	MUNTEANU Ionica								
30	UNGUREANU Paula	14/35	40	5/10	1/5	3/7	1/3	3/8	1/2
Totals		14/35	40	5/10	1/5	3/7	1/3	3/8	1/2

ESP - Spain

Players		Shots								Punishments			
No.	Name	G/S	%	6m	Wing	9m	7m	FB	BT	YC	2Min	RC	BC
2	LOPEZ Marta												
4	MARTIN Carmen	4/6	67		3/4			1/2					
6	ALBERTO Neli	0/1	0			0/1							
9	MANGUE Marta	2/6	33	1/4		0/1				1			
10	AGUILAR Macarena	0/2	0	0/1					0/1				
12	NAVARRO Silvia												
14	CHAVEZ Elizabet	2/3	67	2/2				0/1		1			
17	PINEDO Elizabeth	2/3	67					2/3					
25	PENA Nerea	4/9	44	1/2		2/5	1/2						
27	GONZALEZ Lara	1/1	100					1/1		1	1		
30	ELORZA Patricia	1/1	100	1/1									
35	EGOZKUE Naiara	1/1	100		1/1								
48	ZOQBI Darly												
86	CABRAL Alexandrina	4/6	67	0/2		2/2	1/1	1/1					
Bench/Team													
Totals		21/39	54	5/12	4/5	4/9	2/3	5/8	1/2	3	1		

Goalkeepers		Saves							
No.	Name	S/S	%	6m	Wing	9m	7m	FB	BT
12	NAVARRO Silvia	9/32	28	2/11	2/5	3/10	0/1		2/5
48	ZOQBI Darly	0/1	0				0/1		
Totals		9/33	27	2/11	2/5	3/10	0/2		2/5

RUNNING SCORE	
ROU - ESP	
1st Half	
0 (1)	1 CABRAL A
1 (2)	1 BRADEANU A
2 (3)	1 GEIGER M
2 (3)	2 MARTIN C
2 (4)	3 GONZALEZ L
3 (6)	3 NEAGU C
4 (8)	3 NEAGU C
5 (9)	3 GEIGER M
6 (10)	3 PERIANU G
6 (10)	4 MANGUE M
7 (11)	4 NEAGU C
7 (12)	5 PENA N
7 (14)	6 MARTIN C
8 (16)	6 NEAGU C
8 (17)	7 MANGUE M
8 (17)	8 CABRAL A
9 (18)	8 BUCESCHI E
10 (19)	8 GEIGER M
10 (20)	9 CHAVEZ E
11 (21)	9 NEAGU C
12 (24)	9 CHINTOAN F
12 (25)	10 ELORZA P
12 (26)	11 EGOZKUE N
13 (27)	11 GEIGER M
2nd Half	
14 (32)	11 VIZITIU P
15 (34)	11 GEIGER M
16 (35)	11 NEAGU C
17 (36)	11 NEAGU C
17 (38)	12 CHAVEZ E
17 (39)	13 PINEDO E
17 (40)	14 PENA N
18 (40)	14 CHIPER L
18 (41)	15 PENA N
18 (43)	16 CABRAL A
18 (44)	17 PINEDO E
18 (45)	18 CABRAL A
18 (47)	19 PENA N
19 (48)	19 CHIPER L
20 (51)	19 PERIANU G
20 (55)	20 MARTIN C
21 (56)	20 NEAGU C
21 (56)	21 MARTIN C
22 (57)	21 BRADEANU A
23 (58)	21 BUCESCHI E
24 (59)	21 NEAGU C

Legend:	% Efficiency	2Min 2 Minute Suspensions	6m 6-metre Shots	7m 7-metre Shots
9m 9-metre Shots	BT Breakthroughs	BC Blue Cards	FB Fast Breaks	
G/S Goals/Shots	No. Uniform Number	RC Red Cards	S/S Saves/Shots	
Wing Wing Shots	YC Yellow Cards			



Match Team Statistics

Estatística da partida por equipe / Statistiques du match par équipe

Match 21

ROU 24 - 21 ESP

(13 - 11) (11 - 10)

Referees: BONAVENTURA Charlotte / BONAVENTURA Julie (FRA)

ROU - Romania

Players		Shots								Offence		Defence		Punishments			TP	
No.	Name	G/S	%	6m	Wing	9m	7m	FB	BT	AS	TO	ST	BS	YC	2Min	RC		BC
3	SZUCS Gabriella													1				9:57
5	GEIGER Melinda	5/8	63	2/3		2/3				1/2	1	4						26:55
7	BUCESCHI Eliza	2/2	100	1/1						1/1		2						17:15
8	NEAGU Cristina	9/16	56	2/3		5/9	2/2			0/2	3	1			1			53:57
9	BRADEANU Aurelia	2/4	50	1/2		0/1				1/1		3						45:05
11	PERIANU Gabriela	2/2	100	2/2									2	1				25:09
12	MUNTEANU Ionica																	0:28
15	ARDEAN ELISEI Valentina	0/2	0		0/2													53:06
22	MANEA Oana	0/1	0	0/1						1	2							49:47
25	HOTEA Camelia																	8:32
30	UNGUREANU Paula																	57:13
85	CHINTOAN Florina	1/1	100	1/1														7:43
88	VIZITIU Patricia	1/2	50		1/2					1	1				1			30:00
89	CHIPER Laura	2/4	50		2/3	0/1												34:53
Bench/Team																		
Totals		24/42	57	9/13	3/7	7/14	2/2			3/6	6	13		2	2	2		

Goalkeepers		Total Shots		6m Shots		Wing Shots		9m Shots		7m Shots		Fast Breaks		Breakthroughs	
No.	Name	S/S	%	S/S	%	S/S	%	S/S	%	S/S	%	S/S	%	S/S	%
12	MUNTEANU Ionica														
30	UNGUREANU Paula	14/35	40	5/10	50	1/5	20	3/7	43	1/3	33	3/8	38	1/2	50
Totals		14/35	40	5/10	50	1/5	20	3/7	43	1/3	33	3/8	38	1/2	50

Team Shots	Goals	Saves	Missed	Post	Blocked	Total	%
6m Shots	9	2	1	1		13	69
Wing Shots	3	2	1	1		7	43
9m Shots	7	3		1	3	14	50
7m Shots	2				N/A	2	100
Fast Breaks							
Breakthroughs	3	2		1		6	50
Totals	24	9	2	4	3	42	57

Number of Attacks: 51, Scoring Efficiency: 47%



Match Team Statistics

Estatística da partida por equipe / Statistiques du match par équipe

Match 21

ROU 24 - 21 ESP

(13 - 11) (11 - 10)

Referees: BONAVENTURA Charlotte / BONAVENTURA Julie (FRA)

ROU - Romania

Shots Distribution

Players

Goals / Shots

3 SZUCS G

5 GEIGER M

1/1	1/1	1/1
		1/1
		1/2

1-Missed 1-Post

7 BUCESCHI E

2/2		

8 NEAGU C

3/3		1/1
0/1	0/1	3/4
		2/3

1-Post 2-Blocked

9 BRADEANU A

1/1		1/2

1-Blocked

11 PERIANU G

	1/1	
1/1		

12 MUNTEANU I

15 ARDEAN ELISEI V

	0/1	

1-Missed

22 MANEA O

1-Post

25 HOTEA C

30 UNGUREANU P

85 CHINTOAN F

		1/1

88 VIZITIU P

1/1		

1-Post

89 CHIPER L

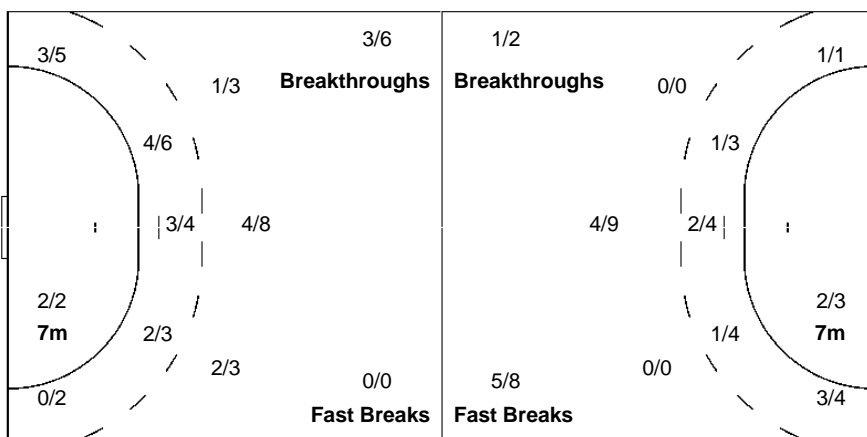
1/1	1/1	0/1
0/1		

Team
Goals / Shots

5/5	3/4	3/4
1/2	0/1	5/7
4/5		3/5

2-Missed 4-Post 3-Blocked

Offence



Defence

Goalkeepers
Saves / Shots

2/6	1/2	3/5
3/3		1/1
0/7		4/11

12 MUNTEANU I

30 UNGUREANU P

2/6	1/2	3/5
3/3		1/1
0/7		4/11



Match Team Statistics

Estatística da partida por equipe / Statistiques du match par équipe

Match 21

ROU 24 - 21 ESP

(13 - 11) (11 - 10)

Referees: BONAVENTURA Charlotte / BONAVENTURA Julie (FRA)

ESP - Spain

Players		Shots								Offence		Defence		Punishments			TP	
No.	Name	G/S	%	6m	Wing	9m	7m	FB	BT	AS	TO	ST	BS	YC	2Min	RC		BC
2	LOPEZ Marta																	0:00
4	MARTIN Carmen	4/6	67		3/4			1/2		3	1	1						59:36
6	ALBERTO Neli	0/1	0			0/1					1							5:25
9	MANGUE Marta	2/6	33	1/4		0/1			1/1	6	4	1		1				54:58
10	AGUILAR Macarena	0/2	0	0/1					0/1	2	2							9:03
12	NAVARRO Silvia																	59:46
14	CHAVEZ Elizabet	2/3	67	2/2				0/1					2	1				51:57
17	PINEDO Elizabeth	2/3	67					2/3		2								47:35
25	PENA Nerea	4/9	44	1/2		2/5	1/2			2	3							25:48
27	GONZALEZ Lara	1/1	100					1/1			1			1	1			39:36
30	ELORZA Patricia	1/1	100	1/1														5:48
35	EGOZKUE Naiara	1/1	100		1/1						1							8:19
48	ZOQBI Darly																	0:14
86	CABRAL Alexandrina	4/6	67	0/2		2/2	1/1	1/1		2	2	2	1					51:55
Bench/Team																		
Totals		21/39	54	5/12	4/5	4/9	2/3	5/8	1/2	17	15	4	3	3	1			

Goalkeepers		Total Shots		6m Shots		Wing Shots		9m Shots		7m Shots		Fast Breaks		Breakthroughs	
No.	Name	S/S	%	S/S	%	S/S	%	S/S	%	S/S	%	S/S	%	S/S	%
12	NAVARRO Silvia	9/32	28	2/11	18	2/5	40	3/10	30	0/1	0			2/5	40
48	ZOQBI Darly	0/1	0							0/1	0				
Totals		9/33	27	2/11	18	2/5	40	3/10	30	0/2	0			2/5	40

Team Shots	Goals	Saves	Missed	Post	Blocked	Total	%
6m Shots	5	5			2	12	42
Wing Shots	4	1				5	80
9m Shots	4	3	2			9	44
7m Shots	2	1			N/A	3	67
Fast Breaks	5	3				8	63
Breakthroughs	1	1				2	50
Totals	21	14	2		2	39	54

Number of Attacks: 52, Scoring Efficiency: 40%



Match Team Statistics

Estatística da partida por equipe / Statistiques du match par équipe

Match 21

ROU 24 - 21 ESP

(13 - 11) (11 - 10)

Referees: BONAVENTURA Charlotte / BONAVENTURA Julie (FRA)

ESP - Spain

Shots Distribution

Players


Goals / Shots

2 LOPEZ M	4 MARTIN C	6 ALBERTO N	9 MANGUE M	10 AGUILAR M	12 NAVARRO S	14 CHAVEZ E
	1/1		2/3	0/1		0/1
	0/1					
	2/2	1/2				1/1
			1-Missed	1-Missed	1-Blocked	
17 PINEDO E	25 PENA N	27 GONZALEZ L	30 ELORZA P	35 EGOZKUE N	48 ZOQBI D	86 CABRAL A
	2/2	0/1				0/1
0/1	0/1	0/1				
1/1	1/1	1/2	1/1		1/1	1/1
	1-Blocked					2/3

Team
Goals / Shots

4/6	1/2	2/5
0/3		0/1
7/7		7/11

2-Missed 2-Blocked



Goalkeepers
Saves / Shots

0/5	1/4	1/4
1/2	1/1	2/7
1/5		2/5

12 NAVARRO S

0/5	1/4	1/4
1/2	1/1	2/7
1/5		2/4

48 ZOQBI D

		0/1

Legend:

%	Efficiency	2Min	2 Minute Suspensions	6m	6 metre Shots	7m	7 metre Shots	9m	9 metre Shots
AS	Assists	BS	Blocked Shots	BT	Breakthroughs	BC	Blue Cards	FB	Fast Breaks
G/S	Goals/Shots	N/A	Not Applicable	No.	Uniform Number	RC	Red Cards	S/S	Saves/Shots
ST	Steals	TO	Turnover	TP	Time Played	Wing	Wing Shots	YC	Yellow Cards



Match Report
Relatório da partida / Rapport du match

Team A										Team B																			
A					RUS - Russian Federation					B					ARG - Argentina														
played in					in the hall					on					at					Match Number									
Rio de Janeiro					Future Arena					FRI 12 AUG 2016					19:50					6,948		23							
Half-time (30')		A		B		End of playing time		A		B		1st extra time		A		B		2nd extra time		A		B		After penalty throws		A		B	
20		18				35		29																					
Number of 7m		A		Team time-out		Full name of players and officials										Team time-out		B		Number of 7m									
6/7		1		14:35		2		55:15		3				1		8:29		2		24:53		3		57:15		2/6			
No.	Team A					G	YC	2'	RC	BC	No.	Team B					G	YC	2'	RC	BC								
2	KUZNETSOVA Polina					6					1	CARRATU Marisol																	
7	DMITRIEVA Daria					2		3			3	IACOI Xoana					1												
8	SEN Anna						1	2			4	HARO Lucia					3		1										
10	AKOPIAN Olga					3		2			5	PIZZO Manuela					6	1											
13	VYAKHIREVA Anna					7					6	SALVADO Luciana					3	1											
15	SUDAKOVA Marina					1		1			7	CAMPIGLI Rocio					1		2										
17	BOBROVNIKOVA Vladlena					2		2			8	BELOTTI Amelia					2												
21	ZHILINSKAYTE Victoria					5					9	MENDOZA Luciana					2		1										
22	MARENNIKOVA Ekaterina					2		1			10	CRIVELLI Victoria					2		1										
24	BLIZNOVA Irina					1					12	KOGAN Valentina																	
33	ILINA Ekaterina					4					14	BIANCHI Valeria					1		1										
77	PETROVA Mayya					2	1				15	MENA Antonela					4	1											
84	EROKHINA Tatiana										18	SANS Macarena					2		1										
88	KALININA Viktoriia										21	GANDULFO Macarena					2												

Off.A	TREFILOV Evgenii	1				Off.A	PERUCHENA Eduardo	1			
Off.B	AKAPIAN Levon					Off.B	SCIGLITANO Gustavo				
Off.C	ALMYASHEV Syait					Off.C	NOGUERA Gaston				
Off.D	KRASHENINNIKOV Igor					Off.D	FERNANDEZ Claudio				

A	Signatures of responsables for the teams (Off.A)		B
TP	Remarks of referees / IHF Official		TP

Referees	MOUSAVIAN NAZHAD . (IRI)	Signatures	KOLAHDOUZAN M (IRI)	Signatures
Technical Officials	TK: NACHEVSKI D (MKD)		SK: MITRUNEN P (FIN)	
IHF Official	HAGEN M (SWE)			

Number of 7m scored/awarded to team A resp. B, goals (G), yellow cards (YC), red cards (RC), blue cards (BC) and team penalty (TP)



Results
Resultados / Résultats

Match 23

RUS 35 - 29 ARG
(20 - 18) (15 - 11)

Referees: MOUSAVIAN NAZHAD . (IRI) / KOLAHDOUZAN M (IRI)

RUS - Russian Federation

Players		Shots								Punishments			
No.	Name	G/S	%	6m	Wing	9m	7m	FB	BT	YC	2Min	RC	BC
2	KUZNETSOVA Polina	6/7	86		2/3			3/3	1/1				
7	DMITRIEVA Daria	2/3	67			0/1		1/1	1/1		3		
8	SEN Anna	0/2	0	0/2						1	2		
10	AKOPIAN Olga	3/6	50	1/1		2/5					2		
13	VYAKHIREVA Anna	7/9	78		0/1		3/3	1/1	3/4				
15	SUDAKOVA Marina	1/2	50					1/2			1		
17	BOBROVNIKOVA Vladlena	2/5	40			2/5					2		
21	ZHILINSKAYTE Victoria	5/6	83	1/1		0/1	3/3		1/1				
22	MARENNIKOVA Ekaterina	2/2	100	1/1				1/1			1		
24	BLIZNOVA Irina	1/2	50			1/1	0/1						
33	ILINA Ekaterina	4/5	80			3/4			1/1				
77	PETROVA Mayya	2/2	100	2/2						1			
84	EROKHINA Tatiana												
88	KALININA Viktoriia												
	Bench/Team									1			
	Totals	35/51	69	5/7	2/4	8/17	6/7	7/8	7/8	3	11		

Goalkeepers		Saves							
No.	Name	S/S	%	6m	Wing	9m	7m	FB	BT
84	EROKHINA Tatiana	7/26	27	1/6	2/9	2/4	2/2	0/3	0/2
88	KALININA Viktoriia	4/14	29	1/4	0/1	3/5	0/2	0/1	0/1
	Totals	11/40	28	2/10	2/10	5/9	2/4	0/4	0/3

ARG - Argentina

Players		Shots								Punishments			
No.	Name	G/S	%	6m	Wing	9m	7m	FB	BT	YC	2Min	RC	BC
1	CARRATU Marisol												
3	IACOI Xoana	1/2	50		1/2								
4	HARO Lucia	3/5	60		3/4	0/1					1		
5	PIZZO Manuela	6/11	55	1/1		2/6	0/1	2/2	1/1	1			
6	SALVADO Luciana	3/6	50		1/2		1/2	1/2		1			
7	CAMPIGLI Rocio	1/2	50	1/2							2		
8	BELOTTI Amelia	2/3	67		2/2	0/1							
9	MENDOZA Luciana	2/8	25	0/1		1/4	1/3				1		
10	CRIVELLI Victoria	2/2	100	1/1		1/1					1		
12	KOGAN Valentina												
14	BIANCHI Valeria	1/2	50		0/1			1/1			1		
15	MENA Antonela	4/4	100	4/4						1			
18	SANS Macarena	2/2	100	1/1					1/1		1		
21	GANDULFO Macarena	2/2	100		1/1				1/1				
	Bench/Team									1			
	Totals	29/49	59	8/10	8/12	4/13	2/6	4/5	3/3	4	7		

Goalkeepers		Saves							
No.	Name	S/S	%	6m	Wing	9m	7m	FB	BT
1	CARRATU Marisol	2/14	14	1/2		1/6	0/3	0/2	0/1
12	KOGAN Valentina	7/29	24	0/4	1/3	4/7	1/4	1/5	0/6
	Totals	9/44	20	1/6	1/3	5/13	1/7	1/8	0/7

RUNNING SCORE

RUS - ARG

1st Half

KUZNETSOVA P	1 (1) 0
ILINA E	2 (3) 0
PETROVA M	3 (4) 1
VYAKHIREVA A	4 (5) 1
SUDAKOVA M	5 (6) 1
VYAKHIREVA A	5 (6) 2
VYAKHIREVA A	6 (7) 2
BLIZNOVA I	6 (8) 3
BLIZNOVA I	7 (9) 3
PETROVA M	7 (9) 4
PETROVA M	7 (10) 5
KUZNETSOVA P	8 (10) 5
KUZNETSOVA P	9 (11) 5
BOBROVNIKOVA V	9 (11) 6
BOBROVNIKOVA V	10 (12) 6
AKOPIAN O	10 (13) 7
AKOPIAN O	11 (14) 7
AKOPIAN O	11 (14) 8
ZHILINSKAYTE V	11 (15) 9
ZHILINSKAYTE V	12 (15) 9
MARENNIKOVA E	13 (16) 9
AKOPIAN O	13 (18) 10
AKOPIAN O	14 (19) 10
ZHILINSKAYTE V	14 (20) 11
ZHILINSKAYTE V	15 (21) 11
ILINA E	15 (22) 12
ILINA E	16 (22) 12
ILINA E	16 (23) 13
ILINA E	16 (24) 14
DMITRIEVA D	17 (24) 14
DMITRIEVA D	18 (25) 14
DMITRIEVA D	18 (27) 15
DMITRIEVA D	18 (28) 16
DMITRIEVA D	19 (28) 16
DMITRIEVA D	19 (29) 17
DMITRIEVA D	19 (29) 18
DMITRIEVA D	20 (30) 18
	2nd Half
MARENNIKOVA E	21 (31) 18
MARENNIKOVA E	21 (33) 19
ZHILINSKAYTE V	22 (34) 19
ZHILINSKAYTE V	22 (35) 20
ZHILINSKAYTE V	23 (35) 20
ZHILINSKAYTE V	23 (37) 21
ZHILINSKAYTE V	23 (38) 22
ZHILINSKAYTE V	23 (39) 23
BOBROVNIKOVA V	24 (39) 23
BOBROVNIKOVA V	24 (40) 24
VYAKHIREVA A	25 (41) 24
VYAKHIREVA A	25 (42) 25
KUZNETSOVA P	26 (42) 25
KUZNETSOVA P	26 (47) 26
KUZNETSOVA P	26 (48) 27
KUZNETSOVA P	26 (49) 28
KUZNETSOVA P	27 (49) 28
KUZNETSOVA P	27 (50) 29
AKOPIAN O	28 (50) 29
VYAKHIREVA A	29 (52) 29
VYAKHIREVA A	30 (53) 29
VYAKHIREVA A	31 (54) 29
ZHILINSKAYTE V	32 (57) 29
KUZNETSOVA P	33 (58) 29
KUZNETSOVA P	34 (59) 29
VYAKHIREVA A	35 (59) 29

Legend:

%	Efficiency	2Min	2 Minute Suspensions	6m	6-metre Shots	7m	7-metre Shots
9m	9-metre Shots	BT	Breakthroughs	BC	Blue Cards	FB	Fast Breaks
G/S	Goals/Shots	No.	Uniform Number	RC	Red Cards	S/S	Saves/Shots
Wing	Wing Shots	YC	Yellow Cards				



Match Team Statistics

Estatística da partida por equipe / Statistiques du match par équipe

Match 23

RUS 35 - 29 ARG

(20 - 18) (15 - 11)

Referees: MOUSAVIAN NAZHAD SADEGHI Alireza / KOLAHDOUZAN Majid (IRI)

RUS - Russian Federation

Players		Shots							Offence		Defence		Punishments			TP		
No.	Name	G/S	%	6m	Wing	9m	7m	FB	BT	AS	TO	ST	BS	YC	2Min		RC	BC
2	KUZNETSOVA Polina	6/7	86		2/3			3/3	1/1	1	1	2						41:11
7	DMITRIEVA Daria	2/3	67			0/1		1/1	1/1	4					3			30:49
8	SEN Anna	0/2	0	0/2						1	1		2	1	2			34:15
10	AKOPIAN Olga	3/6	50	1/1		2/5				1	2				2			38:33
13	VYAKHIREVA Anna	7/9	78		0/1		3/3	1/1	3/4	3								37:56
15	SUDAKOVA Marina	1/2	50					1/2			1	1			1			25:44
17	BOBROVNIKOVA Vladlena	2/5	40			2/5				1	1				2			35:08
21	ZHILINSKAYTE Victoria	5/6	83	1/1		0/1	3/3		1/1		2							22:59
22	MARENNIKOVA Ekaterina	2/2	100	1/1				1/1							1			18:49
24	BLIZNOVA Irina	1/2	50			1/1	0/1				3	1						21:49
33	ILINA Ekaterina	4/5	80			3/4			1/1	1								20:54
77	PETROVA Mayya	2/2	100	2/2										1				31:53
84	EROKHINA Tatiana									1								32:03
88	KALININA Viktoriia										1							27:57
Bench/Team														1				
Totals		35/51	69	5/7	2/4	8/17	6/7	7/8	7/8	13	12	4	2	3	11			

Goalkeepers		Total Shots		6m Shots		Wing Shots		9m Shots		7m Shots		Fast Breaks		Breakthroughs	
No.	Name	S/S	%	S/S	%	S/S	%	S/S	%	S/S	%	S/S	%	S/S	%
84	EROKHINA Tatiana	7/26	27	1/6	17	2/9	22	2/4	50	2/2	100	0/3	0	0/2	0
88	KALININA Viktoriia	4/14	29	1/4	25	0/1	0	3/5	60	0/2	0	0/1	0	0/1	0
Totals		11/40	28	2/10	20	2/10	20	5/9	56	2/4	50	0/4	0	0/3	0

Team Shots	Goals	Saves	Missed	Post	Blocked	Total	%
6m Shots	5	1		1		7	71
Wing Shots	2	1		1		4	50
9m Shots	8	5	3		1	17	47
7m Shots	6	1			N/A	7	86
Fast Breaks	7	1				8	88
Breakthroughs	7			1		8	88
Totals	35	9	3	3	1	51	69

Number of Attacks: 60, Scoring Efficiency: 58%



Match Team Statistics

Estatística da partida por equipe / Statistiques du match par équipe

Match 23

RUS 35 - 29 ARG

(20 - 18) (15 - 11)

Referees: MOUSAVIAN NAZHAD SADEGHI Alireza / KOLAHDOUZAN Majid (IRI)

RUS - Russian Federation

Shots Distribution

Players

Goals / Shots


2 KUZNETSOVA P	7 DMITRIEVA D	8 SEN A	10 AKOPIAN O	13 VYAKHIREVA A	15 SUDAKOVA M	17 BOBROVNIKOVA V
0/1 1/1				2/2 2/2	0/1	
1/1 1/1		0/1	2/3	2/2		0/1
1/1 3/3	1/1		1/1	1/1	1/1	2/2 0/1
	1-Blocked	1-Post	2-Missed	2-Post		1-Missed

21 ZHILINSKAYE V	22 MARENNIKOVA E	24 BLIZNOVA I	33 ILINA E	77 PETROVA M	84 EROKHINA T	88 KALININA V
		1/1	0/1 2/2			
1/1 1/1		0/1	1/1			
3/3 0/1	1/1 1/1		1/1	2/2		

Team
Goals / Shots

2/3	2/4	4/4
6/8		3/5
11/11		7/9

3-Missed 3-Post 1-Blocked



Goalkeepers
Saves / Shots

0/1	1/4	1/1
3/6	1/1	3/8
2/9	0/4	0/6

84 EROKHINA T

0/1	1/2	1/1
3/5		0/4
2/6	0/2	0/5

88 KALININA V

	0/2	
0/1	1/1	3/4
0/3	0/2	0/1



Match Team Statistics

Estatística da partida por equipe / Statistiques du match par équipe

Match 23

RUS 35 - 29 ARG

(20 - 18) (15 - 11)

Referees: MOUSAVIAN NAZHAD SADEGHI Alireza / KOLAHDOUZAN Majid (IRI)

ARG - Argentina

Players		Shots								Offence		Defence		Punishments			TP	
No.	Name	G/S	%	6m	Wing	9m	7m	FB	BT	AS	TO	ST	BS	YC	2Min	RC		BC
1	CARRATU Marisol																	16:11
3	IACOI Xoana	1/2	50		1/2													13:07
4	HARO Lucia	3/5	60		3/4	0/1				2	3				1			41:51
5	PIZZO Manuela	6/11	55	1/1		2/6	0/1	2/2	1/1	4	2	1	1	1				49:00
6	SALVADO Luciana	3/6	50		1/2		1/2	1/2						1				25:17
7	CAMPIGLI Rocio	1/2	50	1/2						1						2		29:00
8	BELOTTI Amelia	2/3	67		2/2	0/1					1							15:14
9	MENDOZA Luciana	2/8	25	0/1		1/4	1/3			1	4	1			1			48:24
10	CRIVELLI Victoria	2/2	100	1/1		1/1					7				1			38:32
12	KOGAN Valentina																	38:28
14	BIANCHI Valeria	1/2	50		0/1			1/1		1					1			17:04
15	MENA Antonela	4/4	100	4/4						1		1		1				48:17
18	SANS Macarena	2/2	100	1/1					1/1	2	1				1			27:37
21	GANDULFO Macarena	2/2	100		1/1					1/1								11:58
	Bench/Team													1				
	Totals	29/49	59	8/10	8/12	4/13	2/6	4/5	3/3	12	18	3	1	4	7			

Goalkeepers		Total Shots		6m Shots		Wing Shots		9m Shots		7m Shots		Fast Breaks		Breakthroughs	
No.	Name	S/S	%	S/S	%	S/S	%	S/S	%	S/S	%	S/S	%	S/S	%
1	CARRATU Marisol	2/14	14	1/2	50			1/6	17	0/3	0	0/2	0	0/1	0
12	KOGAN Valentina	7/29	24	0/4	0	1/3	33	4/7	57	1/4	25	1/5	20	0/6	0
	Totals	9/44	20	1/6	17	1/3	33	5/13	38	1/7	14	1/8	13	0/7	0

Team Shots	Goals	Saves	Missed	Post	Blocked	Total	%
6m Shots	8	2				10	80
Wing Shots	8	2	1	1		12	67
9m Shots	4	5	1	1	2	13	31
7m Shots	2	2	2		N/A	6	33
Fast Breaks	4			1		5	80
Breakthroughs	3					3	100
Totals	29	11	4	3	2	49	59

Number of Attacks: 60, Scoring Efficiency: 48%



Match Team Statistics

Estatística da partida por equipe / Statistiques du match par équipe

Match 23

RUS 35 - 29 ARG

(20 - 18) (15 - 11)

Referees: MOUSAVIAN NAZHAD SADEGHI Alireza / KOLAHDOUZAN Majid (IRI)

ARG - Argentina

Shots Distribution

Players

Goals / Shots

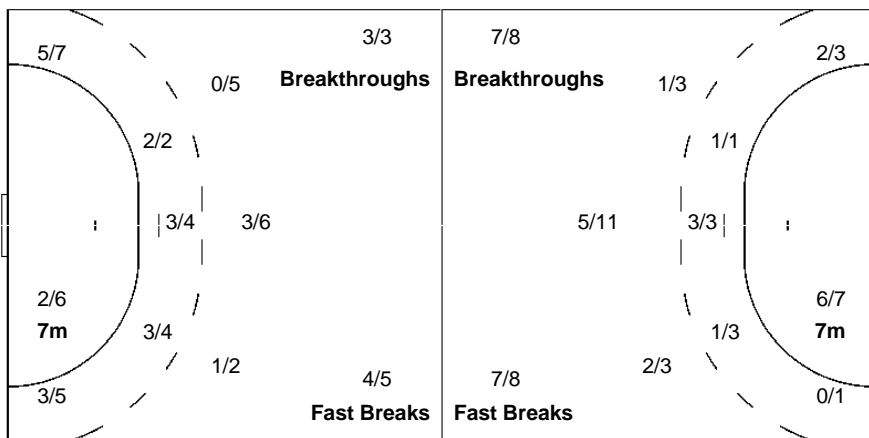
1 CARRATU M	3 IACOI X	4 HARO L	5 PIZZO M	6 SALVADO L	7 CAMPIGLI R	8 BELOTTI A
	1/2	1/1 0/1	1/1			
		0/1	2/2 0/1 1/3			1/1
		2/2	2/3	2/2 1/1	1/1	1/1
				1-Blocked 2-Missed 1-Post		1-Missed

9 MENDOZA L	10 CRIVELLI V	12 KOGAN V	14 BIANCHI V	15 MENA A	18 SANS M	21 GANDULFO M
0/2				1/1		
1/1	1/1			1/1 1/1		
1/2	1/1		1/1	1/1	2/2	2/2
1-Missed 1-Post 1-Blocked			1-Post			

Team
Goals / Shots

1/1	3/4	0/1
3/6	0/1	5/8
7/9	4/4	6/6
4-Missed	3-Post	2-Blocked

Offence



Defence

Goalkeepers
Saves / Shots

1/3	2/4	0/4
2/8		2/5
0/11		2/9

1 CARRATU M

0/1	0/1	0/2
1/3		
0/3		1/4

12 KOGAN V

1/2	2/3	0/2
1/5		2/5
0/8		1/4

Legend:		
%	Efficiency	
AS	Assists	
G/S	Goals/Shots	
ST	Steals	
2Min	2 Minute Suspensions	6m
BS	Blocked Shots	BT
N/A	Not Applicable	No.
TO	Turnover	TP
		7m
		BC
		RC
		Wing
		9m
		FB
		S/S
		YC



Match Report
Relatório da partida / Rapport du match

Team A										Team B																			
A					MNE - Montenegro					B					NOR - Norway														
played in					in the hall					on					at					Spectators		Match Number							
Rio de Janeiro					Future Arena					FRI 12 AUG 2016					16:40					6,460		22							
Half-time (30')		A		B		End of playing time		A		B		1st extra time		A		B		2nd extra time		A		B		After penalty throws		A		B	
Number of 7m		A		Team time-out				Full name of players and officials				Team time-out		B		Number of 7m													
4/5		1		20:51		2		3				1		8:44		2		57:01		3		5/6							
No.	Team A						G	YC	2'	RC	BC	No.	Team B						G	YC	2'	RC	BC						
1	RAJCIC Marina											1	GRIMSBO Kari Aalvik																
2	PETROVIC Radmila						2					2	MOLID Mari																
4	RADICEVIC Jovanka						2		1			3	ARNTZEN Emilie Hegh						2										
8	JOVANOVIC Marija											4	KRISTIANSEN Veronica						5										
9	JAUKOVIC Durdina						5	1	2			5	ALSTAD Ida																
10	BULATOVIC Andela											6	LOKE Heidi						2	1	2								
15	KLIKOVAC Andrea											9	MORK Nora						6										
22	BARJAKTAROVIC Sonja											10	OFTEDAL Stine Bredal						1										
32	BULATOVIC Katarina						4	1	1			14	FRAFJORD Marit Malm						1	1	1								
66	RAMUSOVIC Ema						1					16	LUNDE Katrine																
77	MEHMEDOVIC Majda						1					18	KOREN Linn-Kristin Riegelhuth						1										
88	PAVICEVIC Biljana								1			22	KURTOVIC Amanda						2										
90	RAICEVIC Milena						2					23	HERREM Camilla						5										
92	LAZOVIC Suzana						2					24	SOLBERG Sanna						3	1	1								

Off.A	BESLIJA Emir					Off.A	HERGEIRSSON Thorir				
Off.B	ADZIC Dragan					Off.B	HOGDAHL Mia				
Off.C	DONOVIC Vlatko					Off.C	FROHOLDT Anne				
Off.D	MATIC Aleksandar					Off.D	SJOBakk Trond				

A	Signatures of responsables for the teams (Off.A)		B
TP	Remarks of referees / IHF Official		TP

Referees	COULIBALY Y (CIV)	Signatures	DIABATE M (CIV)	Signatures
Technical Officials	TK: ALSEMGEEST M (NED)		SK: STASOVA J (SVK)	
IHF Official	NACHEVSKI D (MKD)			

Number of 7m scored/awarded to team A resp. B, goals (G), yellow cards (YC), red cards (RC), blue cards (BC) and team penalty (TP)



Results
Resultados / Résultats

Match 22

MNE 19 - 28 NOR
(11 - 16) (8 - 12)

Referees: COULIBALY Y (CIV) / DIABATE M (CIV)

MNE - Montenegro

Players		Shots								Punishments			
No.	Name	G/S	%	6m	Wing	9m	7m	FB	BT	YC	2Min	RC	BC
1	RAJCIC Marina												
2	PETROVIC Radmila	2/3	67	1/1	1/2								
4	RADICEVIC Jovanka	2/3	67		2/3						1		
8	JOVANOVIC Marija	0/3	0	0/1		0/2							
9	JAUKOVIC Durdina	5/10	50			3/8	2/2			1	2		
10	BULATOVIC Andela	0/1	0			0/1							
15	KLIKOVAC Andrea												
22	BARJAKTAROVIC Sonja												
32	BULATOVIC Katarina	4/10	40			2/7	2/3			1	1		
66	RAMUSOVIC Ema	1/1	100	1/1									
77	MEHMEDOVIC Majda	1/3	33	0/1	1/1			0/1					
88	PAVICEVIC Biljana	0/1	0					0/1			1		
90	RAICEVIC Milena	2/12	17	1/2	0/1	1/8			0/1				
92	LAZOVIC Suzana	2/3	67	1/2				1/1					
	Bench/Team												
	Totals	19/50	38	4/8	4/7	6/26	4/5	1/3	0/1	2	5		

Goalkeepers		Saves							
No.	Name	S/S	%	6m	Wing	9m	7m	FB	BT
1	RAJCIC Marina	13/41	32	3/5	1/7	6/10	1/6	0/8	2/5
22	BARJAKTAROVIC Sonja								
	Totals	13/41	32	3/5	1/7	6/10	1/6	0/8	2/5

NOR - Norway

Players		Shots								Punishments			
No.	Name	G/S	%	6m	Wing	9m	7m	FB	BT	YC	2Min	RC	BC
1	GRIMSBO Kari Aalvik												
2	MOLID Mari												
3	ARNTZEN Emilie Hegh	2/3	67			0/1	2/2						
4	KRISTIANSEN Veronica	5/8	63	1/1		1/4	2/2		1/1				
5	ALSTAD Ida												
6	LOKE Heidi	2/4	50	0/2				2/2		1	2		
9	MORK Nora	6/9	67	1/1		3/5	1/2		1/1				
10	OFTEDAL Stine Bredal	1/7	14	0/1		0/2			1/4				
14	FRAFJORD Marit Malm	1/1	100					1/1		1	1		
16	LUNDE Katrine												
18	KOREN Linn-Kristin Riegelhuth	1/1	100		1/1								
22	KURTOVIC Amanda	2/3	67		1/2			1/1					
23	HERREM Camilla	5/6	83		2/3			3/3					
24	SOLBERG Sanna	3/3	100		2/2			1/1		1	1		
	Bench/Team												
	Totals	28/45	62	2/5	6/8	4/12	5/6	8/8	3/6	3	4		

Goalkeepers		Saves							
No.	Name	S/S	%	6m	Wing	9m	7m	FB	BT
1	GRIMSBO Kari Aalvik	24/40	60	3/7	3/7	15/21	0/1	2/3	1/1
16	LUNDE Katrine	0/3	0				0/3		
	Totals	24/43	56	3/7	3/7	15/21	0/4	2/3	1/1

RUNNING SCORE

MNE - NOR

1st Half

0 (1) 1	MORK N
0 (3) 2	KRISTIANSEN V
0 (3) 3	LOKE H
1 (4) 3	MEHMEDOVIC M
2 (5) 3	BULATOVIC K
3 (8) 3	LAZOVIC S
3 (11) 4	HERREM C
4 (11) 4	LAZOVIC S
4 (12) 5	MORK N
5 (13) 5	PETROVIC R
5 (14) 6	MORK N
5 (15) 7	KURTOVIC A
5 (18) 8	FRAFJORD MM
6 (18) 8	JAUKOVIC D
6 (19) 9	OFTEDAL SB
6 (20) 10	HERREM C
6 (20) 11	HERREM C
6 (21) 12	MORK N
6 (23) 13	SOLBERG S
7 (24) 13	JAUKOVIC D
8 (25) 13	PETROVIC R
8 (26) 14	MORK N
9 (26) 14	JAUKOVIC D
9 (29) 15	KOREN LKR
10 (29) 15	RAICEVIC M
10 (30) 16	KRISTIANSEN V
11 (30) 16	JAUKOVIC D

2nd Half

11 (34) 17	SOLBERG S
12 (35) 17	RADICEVIC J
12 (36) 18	SOLBERG S
13 (36) 18	BULATOVIC K
13 (37) 19	KRISTIANSEN V
14 (38) 19	JAUKOVIC D
15 (41) 19	RAMUSOVIC E
15 (42) 20	KRISTIANSEN V
15 (42) 21	LOKE H
16 (43) 21	BULATOVIC K
17 (45) 21	RADICEVIC J
17 (45) 22	HERREM C
17 (47) 23	MORK N
17 (51) 24	HERREM C
18 (53) 24	BULATOVIC K
19 (56) 24	RAICEVIC M
19 (57) 25	KRISTIANSEN V
19 (58) 26	ARNTZEN EH
19 (59) 27	KURTOVIC A
19 (60) 28	ARNTZEN EH

Legend:

%	Efficiency	2Min	2 Minute Suspensions	6m	6-metre Shots	7m	7-metre Shots
9m	9-metre Shots	BT	Breakthroughs	BC	Blue Cards	FB	Fast Breaks
G/S	Goals/Shots	No.	Uniform Number	RC	Red Cards	S/S	Saves/Shots
Wing	Wing Shots	YC	Yellow Cards				



Match Team Statistics

Estatística da partida por equipe / Statistiques du match par équipe

Match 22

MNE 19 - 28 NOR

(11 - 16) (8 - 12)

Referees: COULIBALY Yalatima / DIABATE Mamoudou (CIV)

MNE - Montenegro

Players		Shots								Offence		Defence		Punishments			TP	
No.	Name	G/S	%	6m	Wing	9m	7m	FB	BT	AS	TO	ST	BS	YC	2Min	RC		BC
1	RAJCIC Marina																	58:16
2	PETROVIC Radmila	2/3	67	1/1	1/2						1							30:00
4	RADICEVIC Jovanka	2/3	67		2/3										1			30:00
8	JOVANOVIC Marija	0/3	0	0/1		0/2				1	2							9:09
9	JAUKOVIC Durdina	5/10	50			3/8	2/2			1	2			1	2			51:30
10	BULATOVIC Andela	0/1	0			0/1					1							15:18
15	KLIKOVAC Andrea																	19:54
22	BARJAKTAROVIC Sonja																	0:00
32	BULATOVIC Katarina	4/10	40			2/7	2/3				1			1	1			40:23
66	RAMUSOVIC Ema	1/1	100	1/1						1								18:46
77	MEHMEDOVIĆ Majda	1/3	33	0/1	1/1			0/1			2							30:00
88	PAVICEVIC Biljana	0/1	0					0/1				1				1		30:00
90	RAICEVIC Milena	2/12	17	1/2	0/1	1/8			0/1	5	2		1					45:41
92	LAZOVIC Suzana	2/3	67	1/2				1/1										41:03
Bench/Team																		
Totals		19/50	38	4/8	4/7	6/26	4/5	1/3	0/1	8	11	1	1	2	5			

Goalkeepers		Total Shots		6m Shots		Wing Shots		9m Shots		7m Shots		Fast Breaks		Breakthroughs	
No.	Name	S/S	%	S/S	%	S/S	%	S/S	%	S/S	%	S/S	%	S/S	%
1	RAJCIC Marina	13/41	32	3/5	60	1/7	14	6/10	60	1/6	17	0/8	0	2/5	40
22	BARJAKTAROVIC Sonja														
Totals		13/41	32	3/5	60	1/7	14	6/10	60	1/6	17	0/8	0	2/5	40

Team Shots	Goals	Saves	Missed	Post	Blocked	Total	%
6m Shots	4	3		1		8	50
Wing Shots	4	3				7	57
9m Shots	6	15	3	2		26	23
7m Shots	4		1		N/A	5	80
Fast Breaks	1	2				3	33
Breakthroughs		1				1	0
Totals	19	24	4	3		50	38

Number of Attacks: 57, Scoring Efficiency: 33%



Match Team Statistics

Estatística da partida por equipe / Statistiques du match par équipe

Match 22

MNE 19 - 28 NOR
(11 - 16) (8 - 12)

Referees: COULIBALY Yalatima / DIABATE Mamoudou (CIV)

MNE - Montenegro

Shots Distribution

Players

Goals / Shots

1 RAJCIC M	2 PETROVIC R	4 RADICEVIC J	8 JOVANOVIC M	9 JAUKOVIC D	10 BULATOVIC A	15 KLIKOVAČ A

22 BARJAKTAROVIC S	32 BULATOVIC K	66 RAMUSOVIC E	77 MEHMEDOVIC M	88 PAVICEVIC B	90 RAICEVIC M	92 LAZOVIC S

1-Missed 1-Post

1-Post


3-Missed 1-Post

Team
Goals / Shots

4/4	1/3	4/6
1/8	0/1	1/4
5/10	0/1	3/6

4-Missed 3-Post

Offence



Goalkeepers
Saves / Shots

1/4	0/2	1/1
4/9		2/3
0/12	3/4	2/6

1 RAJCIC M

1/4	0/2	1/1
4/9		2/3
0/12	3/4	2/6

22 BARJAKTAROVIC S



Match Team Statistics

Estatística da partida por equipe / Statistiques du match par équipe

Match 22

MNE 19 - 28 NOR

(11 - 16) (8 - 12)

Referees: COULIBALY Yalatima / DIABATE Mamoudou (CIV)

NOR - Norway

Players		Shots								Offence		Defence		Punishments			TP	
No.	Name	G/S	%	6m	Wing	9m	7m	FB	BT	AS	TO	ST	BS	YC	2Min	RC		BC
1	GRIMSBO Kari Aalvik									4								55:24
2	MOLID Mari																	0:00
3	ARNTZEN Emilie Hegh	2/3	67			0/1	2/2			1	1							17:59
4	KRISTIANSEN Veronica	5/8	63	1/1		1/4	2/2		1/1	1	1	2						44:08
5	ALSTAD Ida										1							11:13
6	LOKE Heidi	2/4	50	0/2				2/2		5	1			1	2			58:47
9	MORK Nora	6/9	67	1/1		3/5	1/2		1/1	1	4							26:47
10	OFTEDAL Stine Bredal	1/7	14	0/1		0/2			1/4	1	3							49:07
14	FRAFJORD Marit Malm	1/1	100					1/1		1		1		1	1			37:22
16	LUNDE Katrine																	1:23
18	KOREN Linn-Kristin Riegelhuth	1/1	100		1/1													27:21
22	KURTOVIC Amanda	2/3	67		1/2			1/1										32:26
23	HERREM Camilla	5/6	83		2/3			3/3				2						40:01
24	SOLBERG Sanna	3/3	100		2/2			1/1			2			1	1			18:02
Bench/Team																		
Totals		28/45	62	2/5	6/8	4/12	5/6	8/8	3/6	14	13	5		3	4			

Goalkeepers		Total Shots		6m Shots		Wing Shots		9m Shots		7m Shots		Fast Breaks		Breakthroughs	
No.	Name	S/S	%	S/S	%	S/S	%	S/S	%	S/S	%	S/S	%	S/S	%
1	GRIMSBO Kari Aalvik	24/40	60	3/7	43	3/7	43	15/21	71	0/1	0	2/3	67	1/1	100
16	LUNDE Katrine	0/3	0							0/3	0				
Totals		24/43	56	3/7	43	3/7	43	15/21	71	0/4	0	2/3	67	1/1	100

Team Shots	Goals	Saves	Missed	Post	Blocked	Total	%
6m Shots	2	3				5	40
Wing Shots	6	1	1			8	75
9m Shots	4	6	1		1	12	33
7m Shots	5	1			N/A	6	83
Fast Breaks	8					8	100
Breakthroughs	3	2	1			6	50
Totals	28	13	3		1	45	62

Number of Attacks: 57, Scoring Efficiency: 49%



Match Team Statistics

Estatística da partida por equipe / Statistiques du match par équipe

Match 22

MNE 19 - 28 NOR

(11 - 16) (8 - 12)

Referees: COULIBALY Yalatima / DIABATE Mamoudou (CIV)

NOR - Norway

Shots Distribution

Players

Goals / Shots

1 GRIMSBO KA	2 MOLID M	3 ARNTZEN EH	4 KRISTIANSEN V	5 ALSTAD I	6 LOKE H	9 MORK N
		0/1	1/1			1/1
		1/1	2/3	1/1	0/2	1/1
		1/1	1/1 0/1 0/1		1/1 1/1	4/4 0/1 0/1

1-Blocked

10 OFTEDAL SB	14 FRAFJORD MM	16 LUNDE K	18 KOREN LKR	22 KURTOVIC A	23 HERREM C	24 SOLBERG S
0/1			1/1	1/1		1/1
				0/1	1/1	
1/1 0/1		1/1		1/1	2/2	2/2

2-Missed

1-Missed

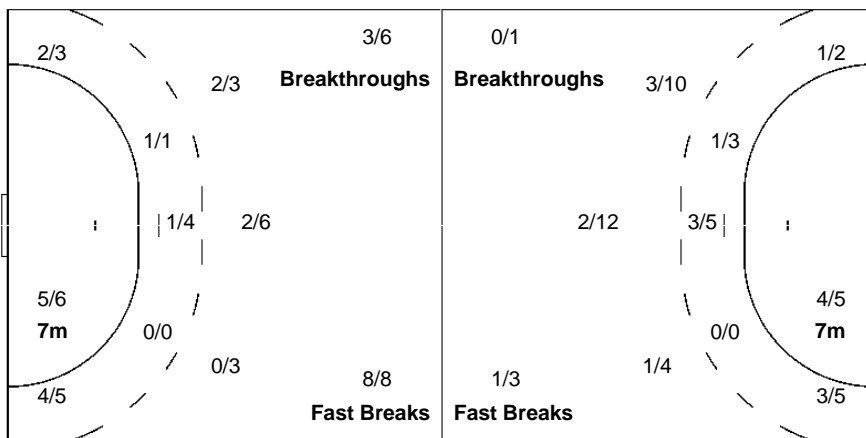
Team
Goals / Shots

3/4	2/2	0/1
5/9		1/3
12/12	1/4	4/6

3-Missed

1-Blocked

Offence



Goalkeepers
Saves / Shots

0/4	2/3	2/6
7/8	1/1	3/4
5/10	1/1	3/6

1 GRIMSBO KA

0/3	2/2	2/6
7/8	1/1	3/4
5/9	1/1	3/6

16 LUNDE K

0/1	0/1	
0/1		

Legend:		
%	Efficiency	
AS	Assists	
G/S	Goals/Shots	
ST	Steals	
2Min	2 Minute Suspensions	6m
BS	Blocked Shots	BT
N/A	Not Applicable	No.
TO	Turnover	TP
		7m
		BC
		RC
		Wing
		9m
		FB
		S/S
		YC



Match Report
Relatório da partida / Rapport du match

Team A										Team B																			
A					KOR - Republic of Korea					B					FRA - France														
played in					in the hall					on					at					Spectators		Match Number							
Rio de Janeiro					Future Arena					FRI 12 AUG 2016					21:50					5,305		24							
Half-time (30')		A		B		End of playing time		A		B		1st extra time		A		B		2nd extra time		A		B		After penalty throws		A		B	
Number of 7m		A		Team time-out		Full name of players and officials										Team time-out		B		Number of 7m									
1/4		1		18:36		2		41:52		3		56:12		1		15:53		2		45:20		3		58:03		1/2			
No.	Team A						G	YC	2'	RC	BC	No.	Team B						G	YC	2'	RC	BC						
1	OH Yongran											1	GLAUSER Laura																
5	JUNG Yura						3					3	DANCETTE Blandine																
11	RYU Eun Hee						2					5	AYGLON SAURINA Camille						3		1								
12	PARK Mira											7	PINEAU Allison						4	1									
13	YOO Hyunji											8	LANDRE Laurisa						2		1								
14	KIM Jinyi											10	ZAADI DEUNA Grace																
15	CHOI Sumin								1			12	LEYNAUD Amandine																
17	SIM Haein						1	1				13	HOUETTE Manon																
21	LEE Eunbi						1					17	DEMBELE Siraba						1	1	1								
22	WOO Sunhee						2		1			18	BULLEUX Chloe								1								
24	GWON Han Na						2					24	EDWIGE Beatrice							1	2								
27	NAM Yeongsin											27	NZE-MINKO Estelle						2										
29	YU Sojeong						1					29	NIOMBLA Gnonsiane						2										
31	SONG Hairim						5		1			64	LACRABERE Alexandra						7										

Off.A	LIM Young Chul					Off.A	KRUMBHOLZ Olivier	1			
Off.B	CHO Chihyo					Off.B	BARADAT Eric				
Off.C	LIM Gyu Ha					Off.C	JUIN Gerard				
Off.D	KIM Mi Hyun					Off.D	LE NAOUR Annick				

A	Signatures of responsables for the teams (Off.A)		B
TP	Remarks of referees / IHF Official		TP

Referees	Signatures		Signatures	
	HANSEN M (DEN)		GJEDING M (DEN)	
Technical Officials				
	TK: REISINGER G (AUT)		SK: STASOVA J (SVK)	
IHF Official				
	JENSEN B (DEN)			

Number of 7m scored/awarded to team A resp. B, goals (G), yellow cards (YC), red cards (RC), blue cards (BC) and team penalty (TP)



Results

Resultados / Résultats

Match 24

KOR 17 - 21 FRA

(11 - 11) (6 - 10)

Referees: HANSEN M (DEN) / GJEDING M (DEN)

KOR - Republic of Korea

Players		Shots								Punishments			
No.	Name	G/S	%	6m	Wing	9m	7m	FB	BT	YC	2Min	RC	BC
1	OH Yongran												
5	JUNG Yura	3/5	60		2/2		0/1	1/1	0/1				
11	RYU Eun Hee	2/7	29	1/1	0/1	1/5							
12	PARK Mira												
13	YOO Hyunji												
14	KIM Jinyi	0/5	0	0/2		0/3							
15	CHOI Sumin	0/2	0		0/2						1		
17	SIM Haein	1/4	25	1/2		0/1	0/1			1			
21	LEE Eunbi	1/1	100			1/1							
22	WOO Sunhee	2/4	50	1/1	1/3						1		
24	GWON Han Na	2/6	33			1/3	1/2		0/1				
27	NAM Yeongsin												
29	YU Sojeong	1/2	50						1/2				
31	SONG Hairim	5/7	71	3/3		1/3			1/1			1	
	Bench/Team												
	Totals	17/43	40	6/9	3/8	4/16	1/4	1/1	2/5	1	3		

Goalkeepers		Saves							
No.	Name	S/S	%	6m	Wing	9m	7m	FB	BT
1	OH Yongran	17/38	45	8/14	2/2	5/13	1/2	0/2	1/5
12	PARK Mira								
	Totals	17/38	45	8/14	2/2	5/13	1/2	0/2	1/5

FRA - France

Players		Shots								Punishments			
No.	Name	G/S	%	6m	Wing	9m	7m	FB	BT	YC	2Min	RC	BC
1	GLAUSER Laura												
3	DANCETTE Blandine												
5	AYGLON SAURINA Camille	3/4	75	1/1	0/1	1/1		1/1			1		
7	PINEAU Allison	4/10	40	0/3		2/5			2/2	1			
8	LANDRE Laurisa	2/2	100	2/2							1		
10	ZAADI DEUNA Grace	0/1	0	0/1									
12	LEYNAUD Amandine	0/1	0			0/1							
13	HOUETTE Manon												
17	DEMBELE Siraba	1/2	50		0/1				1/1	1	1		
18	BULLEUX Chloe	0/2	0	0/1	0/1							1	
24	EDWIGE Beatrice									1	2		
27	NZE-MINKO Estelle	2/5	40	1/4		1/1							
29	NIOMBLA Gnonsiane	2/6	33	0/1		0/1	1/1		1/3				
64	LACRABERE Alexandra	7/13	54	2/5		4/6	0/1	1/1					
	Bench/Team									1			
	Totals	21/46	46	6/18	0/3	8/15	1/2	2/2	4/6	4	6		

Goalkeepers		Saves							
No.	Name	S/S	%	6m	Wing	9m	7m	FB	BT
1	GLAUSER Laura								
12	LEYNAUD Amandine	16/33	48	1/7	2/5	9/13	1/2	0/1	3/5
	Totals	16/33	48	1/7	2/5	9/13	1/2	0/1	3/5

RUNNING SCORE
KOR - FRA
1st Half

0 (2) 1	DEMBELE S
1 (2) 1	SIM H
2 (3) 1	LEE E
3 (6) 1	WOO S
3 (6) 2	PINEAU A
4 (7) 2	RYU EH
4 (7) 3	LACRABERE A
5 (8) 3	SONG H
6 (9) 3	RYU EH
6 (11) 4	PINEAU A
7 (16) 4	SONG H
8 (17) 4	JUNG Y
9 (19) 4	JUNG Y
9 (20) 5	LACRABERE A
10 (21) 5	SONG H
10 (23) 6	AYGLON SAURINA C
10 (25) 7	PINEAU A
10 (26) 8	NZE-MINKO E
10 (28) 9	PINEAU A
10 (29) 10	LANDRE L
11 (29) 10	SONG H
11 (30) 11	LACRABERE A

2nd Half

11 (31) 12	LACRABERE A
11 (33) 13	LANDRE L
12 (36) 13	GWON HN
13 (36) 13	JUNG Y
13 (39) 14	LACRABERE A
13 (41) 15	NIOMBLA G
13 (42) 16	AYGLON SAURINA C
13 (49) 17	NIOMBLA G
13 (51) 18	NZE-MINKO E
14 (53) 18	GWON HN
15 (54) 18	SONG H
15 (54) 19	LACRABERE A
15 (55) 20	LACRABERE A
16 (56) 20	YU S
16 (56) 21	AYGLON SAURINA C
17 (59) 21	WOO S

Legend:

%	Efficiency	2Min	2 Minute Suspensions	6m	6-metre Shots	7m	7-metre Shots
9m	9-metre Shots	BT	Breakthroughs	BC	Blue Cards	FB	Fast Breaks
G/S	Goals/Shots	No.	Uniform Number	RC	Red Cards	S/S	Saves/Shots
Wing	Wing Shots	YC	Yellow Cards				



Match Team Statistics

Estatística da partida por equipe / Statistiques du match par équipe

Match 24

KOR 17 - 21 FRA

(11 - 11) (6 - 10)

Referees: HANSEN Mads / GJEDING Martin (DEN)

KOR - Republic of Korea

Players		Shots								Offence		Defence		Punishments			TP	
No.	Name	G/S	%	6m	Wing	9m	7m	FB	BT	AS	TO	ST	BS	YC	2Min	RC		BC
1	OH Yongran									1								60:00
5	JUNG Yura	3/5	60		2/2		0/1	1/1	0/1									40:58
11	RYU Eun Hee	2/7	29	1/1	0/1	1/5					3		1					48:39
12	PARK Mira																	0:00
13	YOO Hyunji										2							53:29
14	KIM Jinyi	0/5	0	0/2		0/3					2							23:04
15	CHOI Sumin	0/2	0		0/2						2					1		30:00
17	SIM Haein	1/4	25	1/2		0/1	0/1			1	1			1				25:22
21	LEE Eunbi	1/1	100			1/1				1	1							30:08
22	WOO Sunhee	2/4	50	1/1	1/3										1			20:11
24	GWON Han Na	2/6	33			1/3	1/2		0/1									27:19
27	NAM Yeongsin																	4:33
29	YU Sojeong	1/2	50						1/2									4:00
31	SONG Hairim	5/7	71	3/3		1/3			1/1	2	3					1		52:17
Bench/Team																		
Totals		17/43	40	6/9	3/8	4/16	1/4	1/1	2/5	5	14			1	1	3		

Goalkeepers		Total Shots		6m Shots		Wing Shots		9m Shots		7m Shots		Fast Breaks		Breakthroughs	
No.	Name	S/S	%	S/S	%	S/S	%	S/S	%	S/S	%	S/S	%	S/S	%
1	OH Yongran	17/38	45	8/14	57	2/2	100	5/13	38	1/2	50	0/2	0	1/5	20
12	PARK Mira														
Totals		17/38	45	8/14	57	2/2	100	5/13	38	1/2	50	0/2	0	1/5	20

Team Shots	Goals	Saves	Missed	Post	Blocked	Total	%
6m Shots	6	1	1		1	9	67
Wing Shots	3	2	3			8	38
9m Shots	4	9		1	2	16	25
7m Shots	1	1	1	1	N/A	4	25
Fast Breaks	1					1	100
Breakthroughs	2	3				5	40
Totals	17	16	5	2	3	43	40

Number of Attacks: 55, Scoring Efficiency: 31%



Match Team Statistics

Estatística da partida por equipe / Statistiques du match par équipe

Match 24

KOR 17 - 21 FRA
(11 - 11) (6 - 10)

Referees: HANSEN Mads / GJEDING Martin (DEN)

KOR - Republic of Korea

Shots Distribution

Players

Goals / Shots


1 OH Y	5 JUNG Y	11 RYU EH	12 PARK M	13 YOO H	14 KIM J	15 CHOI S
		1/1			0/2	0/1
		0/1			0/1	
	1/1	2/2			0/1	0/1
	1-Missed	1-Missed 1-Post 1-Blocked			1-Blocked	

17 SIM H	21 LEE E	22 WOO S	24 GWON HN	27 NAM Y	29 YU S	31 SONG H
		1/1	0/1 1/1		1/1	1/1
						1/1
0/2			1/2		0/1	2/3
1/1	1/1		0/1			1/1
1-Missed		2-Missed	1-Post			1-Blocked

Team
Goals / Shots

3/3	0/3	2/3
1/1	0/1	0/4
5/8	1/1	5/9

5-Missed 2-Post 3-Blocked



Goalkeepers
Saves / Shots

1/3	4/4	0/2
4/6		2/3
3/11	2/2	1/7

1 OH Y

1/3	4/4	0/2
4/6		2/3
3/11	2/2	1/7

12 PARK M



Match Team Statistics

Estatística da partida por equipe / Statistiques du match par équipe

Match 24

KOR 17 - 21 FRA

(11 - 11) (6 - 10)

Referees: HANSEN Mads / GJEDING Martin (DEN)

FRA - France

Players		Shots								Offence		Defence		Punishments			TP	
No.	Name	G/S	%	6m	Wing	9m	7m	FB	BT	AS	TO	ST	BS	YC	2Min	RC		BC
1	GLAUSER Laura																	0:00
3	DANCETTE Blandine																	0:00
5	AYGLON SAURINA Camille	3/4	75	1/1	0/1	1/1		1/1					1		1			36:46
7	PINEAU Allison	4/10	40	0/3		2/5			2/2	2	2			1				53:38
8	LANDRE Laurisa	2/2	100	2/2							2					1		21:43
10	ZAADI DEUNA Grace	0/1	0	0/1														3:16
12	LEYNAUD Amandine	0/1	0			0/1						1						60:00
13	HOUETTE Manon																	17:30
17	DEMBELE Siraba	1/2	50		0/1				1/1		2			1	1			42:30
18	BULLEUX Chloe	0/2	0	0/1	0/1						1					1		39:17
24	EDWIGE Beatrice									1			1	1	2			35:26
27	NZE-MINKO Estelle	2/5	40	1/4		1/1					1							24:42
29	NIOMBLA Gnonsiane	2/6	33	0/1		0/1	1/1		1/3		1							31:20
64	LACRABERE Alexandra	7/13	54	2/5		4/6	0/1	1/1		1	3	1	1					53:52
Bench/Team											1			1				
Totals		21/46	46	6/18	0/3	8/15	1/2	2/2	4/6	4	13	2	3	4	6			

Goalkeepers		Total Shots		6m Shots		Wing Shots		9m Shots		7m Shots		Fast Breaks		Breakthroughs	
No.	Name	S/S	%	S/S	%	S/S	%	S/S	%	S/S	%	S/S	%	S/S	%
1	GLAUSER Laura														
12	LEYNAUD Amandine	16/33	48	1/7	14	2/5	40	9/13	69	1/2	50	0/1	0	3/5	60
Totals		16/33	48	1/7	14	2/5	40	9/13	69	1/2	50	0/1	0	3/5	60

Team Shots	Goals	Saves	Missed	Post	Blocked	Total	%
6m Shots	6	8	1	3		18	33
Wing Shots		2	1			3	0
9m Shots	8	5	1		1	15	53
7m Shots	1	1			N/A	2	50
Fast Breaks	2					2	100
Breakthroughs	4	1		1		6	67
Totals	21	17	3	4	1	46	46

Number of Attacks: 56, Scoring Efficiency: 38%



Match Team Statistics

Estatística da partida por equipe / Statistiques du match par équipe

Match 24

KOR 17 - 21 FRA
(11 - 11) (6 - 10)

Referees: HANSEN Mads / GJEDING Martin (DEN)

FRA - France

Shots Distribution

Players

Goals / Shots


1 GLAUSER L	3 DANCETTE B	5 AYGLON SAURINA C	7 PINEAU A	8 LANDRE L	10 ZAADI DEUNA G	12 LEYNAUD A
		0/1	1/2			
			0/2	1/1		
		1/1	2/4	1/1		
					1-Post	1-Missed

13 HOUETTE M	17 DEMBELE S	18 BULLEUX C	24 EDWIGE B	27 NZE-MINKO E	29 NIOMBLA G	64 LACRABERE A
		0/1			1/1	
				1/1	0/1	0/1
	1/1	0/1		0/1	0/1	0/1
	1-Missed			1-Missed 1-Post	1-Post 1-Blocked	1-Post

Team
Goals / Shots

2/3	0/4	2/2
2/6		1/3
8/11	0/2	6/7

3-Missed 4-Post 1-Blocked



Goalkeepers
Saves / Shots

0/3	3/3	1/3
0/1	1/1	4/4
3/8	0/1	4/9

1 GLAUSER L

12 LEYNAUD A

0/3	3/3	1/3
0/1	1/1	4/4
3/8	0/1	4/9

Legend:

%	Efficiency	2Min	2 Minute Suspensions	6m	6 metre Shots	7m	7 metre Shots	9m	9 metre Shots
AS	Assists	BS	Blocked Shots	BT	Breakthroughs	BC	Blue Cards	FB	Fast Breaks
G/S	Goals/Shots	N/A	Not Applicable	No.	Uniform Number	RC	Red Cards	S/S	Saves/Shots
ST	Steals	TO	Turnover	TP	Time Played	Wing	Wing Shots	YC	Yellow Cards



Match Report
Relatório da partida / Rapport du match

Team A										Team B																			
A					MNE - Montenegro					B					BRA - Brazil														
played in					in the hall					on					at					Spectators		Match Number							
Rio de Janeiro					Future Arena					SUN 14 AUG 2016					09:30					8,708		25							
Half-time (30')		A		B		End of playing time		A		B		1st extra time		A		B		2nd extra time		A		B		After penalty throws		A		B	
Number of 7m		A		Team time-out				A		B		Full name of players and officials		A		B		Team time-out		B		Number of 7m							
4/5		1		28:23		2		3						1		27:09		2		54:10		3		59:46		3/3			
No.	Team A						G	YC	2'	RC	BC	No.	Team B						G	YC	2'	RC	BC						
1	RAJCIC Marina											2	DINIZ Fabiana							1									
2	PETROVIC Radmila											3	MARTINEZ Alexandra						5										
4	RADICEVIC Jovanka						4					4	ROCHA Samira						1		1								
8	JOVANOVIC Marija											5	PIEPADE Daniela						1										
9	JAUKOVIC Durdina						2					7	LIMA de ARAUJO Tamires						3	1	1								
10	BULATOVIC Andela						1		1			8	FRANCA da SILVA Fernanda						4										
15	KLIKOVAC Andrea											9	BELO Ana Paula						6										
22	BARJAKTAROVIC Sonja											10	QUINTINO Jessica						1										
32	BULATOVIC Katarina						4	1	2			12	ARENHART Barbara																
66	RAMUSOVIC Ema						1	1				15	ROCHA Francielle						1										
77	MEHMEDOVIC Majda						4					18	TALESKA Eduarda						3	1	1								
88	PAVICEVIC Biljana						6					22	FIER de MOURA Mayara						1										
90	RAICEVIC Milena						1	1	2			81	FACHINELLO Deonise						3										
92	LAZOVIC Suzana											84	PESSOA Mayssa Raquel																

Off.A	BESLIJA Emir					Off.A	SOUBAK Morten				
Off.B	ADZIC Dragan	1				Off.B	APRILE Alex				
Off.C	DONOVIC Vlatko					Off.C	ORSI Rita				
Off.D	MATIC Aleksandar					Off.D	CALISTER Marina				

A	Signatures of responsables for the teams (Off.A)		B
TP	Remarks of referees / IHF Official		TP

Referees	MOUSAVIAN NAZHAD . (IRI)	Signatures	KOLAHDOUZAN M (IRI)	Signatures
Technical Officials	TK: ALSEMGEEST M (NED)		SK: FADIGA N (CIV)	
IHF Official	HAGEN M (SWE)			

Number of 7m scored/awarded to team A resp. B, goals (G), yellow cards (YC), red cards (RC), blue cards (BC) and team penalty (TP)



Results
Resultados / Résultats

Match 25

MNE 23 - 29 BRA
(10 - 12) (13 - 17)

Referees: MOUSAVIAN NAZHAD . (IRI) / KOLAHDOUZAN M (IRI)

MNE - Montenegro

Players		Shots								Punishments			
No.	Name	G/S	%	6m	Wing	9m	7m	FB	BT	YC	2Min	RC	BC
1	RAJCIC Marina												
2	PETROVIC Radmila												
4	RADICEVIC Jovanka	4/7	57	0/1	2/4			2/2					
8	JOVANOVIC Marija												
9	JAUKOVIC Durdina	2/9	22	0/1		0/5	1/2		1/1				
10	BULATOVIC Andela	1/4	25	0/2					1/2		1		
15	KLIKOVAC Andrea												
22	BARJAKTAROVIC Sonja												
32	BULATOVIC Katarina	4/5	80			1/2	3/3			1	2		
66	RAMUSOVIC Ema	1/4	25	1/4						1			
77	MEHMEDOVIĆ Majda	4/7	57	2/4	1/2				1/1				
88	PAVICEVIC Biljana	6/8	75		5/6			1/2					
90	RAICEVIC Milena	1/6	17	1/3		0/2			0/1	1	2		
92	LAZOVIĆ Suzana												
Bench/Team										1			
Totals		23/50	46	4/15	8/12	1/9	4/5	3/4	3/5	4	5		

Goalkeepers		Saves							
No.	Name	S/S	%	6m	Wing	9m	7m	FB	BT
1	RAJCIC Marina	7/30	23	1/9	3/3	3/7	0/2	0/7	0/2
22	BARJAKTAROVIC Sonja	1/7	14	0/3		1/2	0/1	0/1	
Totals		8/37	22	1/12	3/3	4/9	0/3	0/8	0/2

BRA - Brazil

Players		Shots								Punishments			
No.	Name	G/S	%	6m	Wing	9m	7m	FB	BT	YC	2Min	RC	BC
2	DINIZ Fabiana												
3	MARTINEZ Alexandra	5/6	83	1/1	0/1		3/3	1/1					
4	ROCHA Samira	1/1	100					1/1			1		
5	PIEADADE Daniela	1/1	100	1/1									
7	LIMA de ARAUJO Tamires	3/4	75	2/3				1/1		1	1		
8	FRANCA da SILVA Fernanda	4/7	57	1/1	0/2	0/1		3/3					
9	BELO Ana Paula	6/9	67	2/3		3/5		1/1					
10	QUINTINO Jessica	1/1	100					1/1					
12	ARENHART Barbara												
15	ROCHA Francielle	1/3	33	1/2	0/1								
18	TALESKA Eduarda	3/6	50			1/3			2/3	1	1		
22	FIER de MOURA Mayara	1/2	50			1/2							
81	FACHINELLO Deonise	3/4	75	3/4									
84	PESSOA Mayssa Raquel												
Bench/Team													
Totals		29/44	66	11/15	0/4	5/11	3/3	8/8	2/3	3	3		

Goalkeepers		Saves							
No.	Name	S/S	%	6m	Wing	9m	7m	FB	BT
12	ARENHART Barbara	18/41	44	9/13	3/11	3/4	0/4	1/4	2/5
84	PESSOA Mayssa Raquel								
Totals		18/41	44	9/13	3/11	3/4	0/4	1/4	2/5

RUNNING SCORE
MNE - BRA

1st Half

0 (1') 1 MARTINEZ A
0 (2') 2 BELO AP
MEHMEDOVIĆ M 1 (3') 2
1 (3') 3 BELO AP
1 (4') 4 FRANCA da SILVA F
1 (5') 5 MARTINEZ A
RAICEVIC M 2 (6') 5
MEHMEDOVIĆ M 3 (8') 5
RAMUSOVIC E 4 (10') 5
4 (11') 6 BELO AP
BULATOVIC K 5 (13') 6
5 (13') 7 TALESKA E
5 (14') 8 LIMA de ARAUJO T
5 (15') 9 TALESKA E
5 (16') 10 FRANCA da SILVA F
PAVICEVIC B 6 (17') 10
6 (18') 11 LIMA de ARAUJO T
RADICEVIC J 7 (18') 11
RADICEVIC J 8 (21') 11
8 (22') 12 FIER de MOURA M
PAVICEVIC B 9 (25') 12
RADICEVIC J 10 (27') 12

2nd Half

10 (32') 13 FRANCA da SILVA F
10 (33') 14 MARTINEZ A
10 (34') 15 LIMA de ARAUJO T
PAVICEVIC B 11 (35') 15
11 (35') 16 MARTINEZ A
BULATOVIC K 12 (36') 16
12 (37') 17 FRANCA da SILVA F
BULATOVIC K 13 (38') 17
13 (40') 18 ROCHA F
BULATOVIC K 14 (41') 18
14 (41') 19 FACHINELLO D
BULATOVIC A 15 (42') 19
15 (43') 20 BELO AP
RADICEVIC J 16 (44') 20
16 (44') 21 BELO AP
MEHMEDOVIĆ M 17 (45') 21
17 (46') 22 QUINTINO J
JAUKOVIĆ D 18 (46') 22
18 (47') 23 BELO AP
JAUKOVIĆ D 19 (47') 23
19 (48') 24 PIEADADE D
19 (49') 25 FACHINELLO D
MEHMEDOVIĆ M 20 (50') 25
PAVICEVIC B 21 (52') 25
21 (52') 26 FACHINELLO D
PAVICEVIC B 22 (53') 26
22 (57') 27 MARTINEZ A
PAVICEVIC B 23 (58') 27
23 (59') 28 TALESKA E
23 (59') 29 ROCHA S

Legend:

%	Efficiency	2Min	2 Minute Suspensions	6m	6-metre Shots	7m	7-metre Shots
9m	9-metre Shots	BT	Breakthroughs	BC	Blue Cards	FB	Fast Breaks
G/S	Goals/Shots	No.	Uniform Number	RC	Red Cards	S/S	Saves/Shots
Wing	Wing Shots	YC	Yellow Cards				



Match Team Statistics

Estatística da partida por equipe / Statistiques du match par équipe

Match 25

MNE 23 - 29 BRA

(10 - 12) (13 - 17)

Referees: MOUSAVIAN NAZHAD SADEGHI Alireza / KOLAHDOUZAN Majid (IRI)

MNE - Montenegro

Players		Shots								Offence		Defence		Punishments			TP	
No.	Name	G/S	%	6m	Wing	9m	7m	FB	BT	AS	TO	ST	BS	YC	2Min	RC		BC
1	RAJCIC Marina										1							43:24
2	PETROVIC Radmila																	0:00
4	RADICEVIC Jovanka	4/7	57	0/1	2/4			2/2		1								60:00
8	JOVANOVIC Marija																	0:00
9	JAUKOVIC Durdina	2/9	22	0/1		0/5	1/2		1/1	4	1	1						37:35
10	BULATOVIC Andela	1/4	25	0/2					1/2	1					1			43:46
15	KLIKOVAC Andrea																	16:45
22	BARJAKTAROVIC Sonja										1							12:08
32	BULATOVIC Katarina	4/5	80			1/2	3/3			2	3			1	2			41:33
66	RAMUSOVIC Ema	1/4	25	1/4										1				33:39
77	MEHMEDOVIĆ Majda	4/7	57	2/4	1/2				1/1	3	1							41:29
88	PAVICEVIC Biljana	6/8	75		5/6			1/2										44:52
90	RAICEVIC Milena	1/6	17	1/3		0/2			0/1	4	3			1	2			44:49
92	LAZOVIC Suzana																	0:00
Bench/Team														1				
Totals		23/50	46	4/15	8/12	1/9	4/5	3/4	3/5	15	10	1		4	5			

Goalkeepers		Total Shots		6m Shots		Wing Shots		9m Shots		7m Shots		Fast Breaks		Breakthroughs	
No.	Name	S/S	%	S/S	%	S/S	%	S/S	%	S/S	%	S/S	%	S/S	%
1	RAJCIC Marina	7/30	23	1/9	11	3/3	100	3/7	43	0/2	0	0/7	0	0/2	0
22	BARJAKTAROVIC Sonja	1/7	14	0/3	0			1/2	50	0/1	0	0/1	0		
Totals		8/37	22	1/12	8	3/3	100	4/9	44	0/3	0	0/8	0	0/2	0

Team Shots	Goals	Saves	Missed	Post	Blocked	Total	%
6m Shots	4	9	2			15	27
Wing Shots	8	3		1		12	67
9m Shots	1	3	2	2	1	9	11
7m Shots	4			1	N/A	5	80
Fast Breaks	3	1				4	75
Breakthroughs	3	2				5	60
Totals	23	18	4	4	1	50	46

Number of Attacks: 55, Scoring Efficiency: 42%



Match Team Statistics

Estatística da partida por equipe / Statistiques du match par équipe

Match 25

MNE 23 - 29 BRA
(10 - 12) (13 - 17)

Referees: MOUSAVIAN NAZHAD SADEGHI Alireza / KOLAHDOUZAN Majid (IRI)

MNE - Montenegro

Shots Distribution

Players

Goals / Shots

1 RAJCIC M	2 PETROVIC R	4 RADICEVIC J	8 JOVANOVIC M	9 JAUKOVIC D	10 BULATOVIC A	15 KLIKOVAČ A
		1/1 1/3			0/1	
		2/2		0/1	0/1 1/1	
				2/2	0/1	

1-Post

2-Missed 3-Post 1-Blocked

22 BARJAKTAROVIC S	32 BULATOVIC K	66 RAMUSOVIC E	77 MEHMEDOVIC M	88 PAVICEVIC B	90 RAICEVIC M	92 LAZOVIC S
	1/1 0/1	0/1	1/2	2/4 1/1	0/1	
			3/3	3/3	0/1 0/1 1/1	
	1/1 1/1 1/1	0/1 1/1	0/1 0/1		0/1	

1-Missed


1-Missed

Team
Goals / Shots

2/5	4/9	1/2
3/5	0/2	5/5
3/6	3/5	2/2

4-Missed 4-Post 1-Blocked

Offence



Goalkeepers
Saves / Shots

1/2	2/3	0/3
2/6	1/1	0/5
0/6	1/5	1/6

1 RAJCIC M

1/2	2/2	0/2
2/6	1/1	0/3
0/4	0/4	1/6

22 BARJAKTAROVIC S

	0/1	0/1
		0/2
0/2	1/1	



Match Team Statistics

Estatística da partida por equipe / Statistiques du match par équipe

Match 25

MNE 23 - 29 BRA

(10 - 12) (13 - 17)

Referees: MOUSAVIAN NAZHAD SADEGHI Alireza / KOLAHDOUZAN Majid (IRI)

BRA - Brazil

Players		Shots								Offence		Defence		Punishments			TP	
No.	Name	G/S	%	6m	Wing	9m	7m	FB	BT	AS	TO	ST	BS	YC	2Min	RC		BC
2	DINIZ Fabiana													1				23:37
3	MARTINEZ Alexandra	5/6	83	1/1	0/1		3/3	1/1										31:45
4	ROCHA Samira	1/1	100					1/1		1					1			32:35
5	PIEADADE Daniela	1/1	100	1/1							2							21:02
7	LIMA de ARAUJO Tamires	3/4	75	2/3				1/1						1	1			25:49
8	FRANCA da SILVA Fernanda	4/7	57	1/1	0/2	0/1		3/3				1						27:25
9	BELO Ana Paula	6/9	67	2/3		3/5		1/1		4	2							48:11
10	QUINTINO Jessica	1/1	100					1/1		1								28:24
12	ARENHART Barbara										1							59:43
15	ROCHA Francielle	1/3	33	1/2	0/1					1	2							17:25
18	TALESKA Eduarda	3/6	50			1/3			2/3	3	4	1		1	1			48:29
22	FIER de MOURA Mayara	1/2	50			1/2												7:02
81	FACHINELLO Deonise	3/4	75	3/4						3	2	2	1					48:16
84	PESSOA Mayssa Raquel																	0:17
Bench/Team																		
Totals		29/44	66	11/15	0/4	5/11	3/3	8/8	2/3	13	13	4	1	3	3			

Goalkeepers		Total Shots		6m Shots		Wing Shots		9m Shots		7m Shots		Fast Breaks		Breakthroughs	
No.	Name	S/S	%	S/S	%	S/S	%	S/S	%	S/S	%	S/S	%	S/S	%
12	ARENHART Barbara	18/41	44	9/13	69	3/11	27	3/4	75	0/4	0	1/4	25	2/5	40
84	PESSOA Mayssa Raquel														
Totals		18/41	44	9/13	69	3/11	27	3/4	75	0/4	0	1/4	25	2/5	40

Team Shots	Goals	Saves	Missed	Post	Blocked	Total	%
6m Shots	11	1	1	2		15	73
Wing Shots		3	1			4	0
9m Shots	5	4	1	1		11	45
7m Shots	3				N/A	3	100
Fast Breaks	8					8	100
Breakthroughs	2		1			3	67
Totals	29	8	4	3		44	66

Number of Attacks: 54, Scoring Efficiency: 54%



Match Team Statistics

Estatística da partida por equipe / Statistiques du match par équipe

Match 25

MNE 23 - 29 BRA

(10 - 12) (13 - 17)

Referees: MOUSAVIAN NAZHAD SADEGHI Alireza / KOLAHDOUZAN Majid (IRI)

BRA - Brazil

Shots Distribution

Players

Goals / Shots

2 DINIZ F	3 MARTINEZ A	4 ROCHA S	5 PIEDADE D	7 LIMA de ARAUJO T	8 FRANCA da SILVA F	9 BELO AP
	1/1				0/1 1/1	
	1/2		1/1	1/1	0/1	1/1 2/2
	1/1 2/2				1/1 1/1 1/2	1/1 0/1 1/1
				1-Post		2-Post

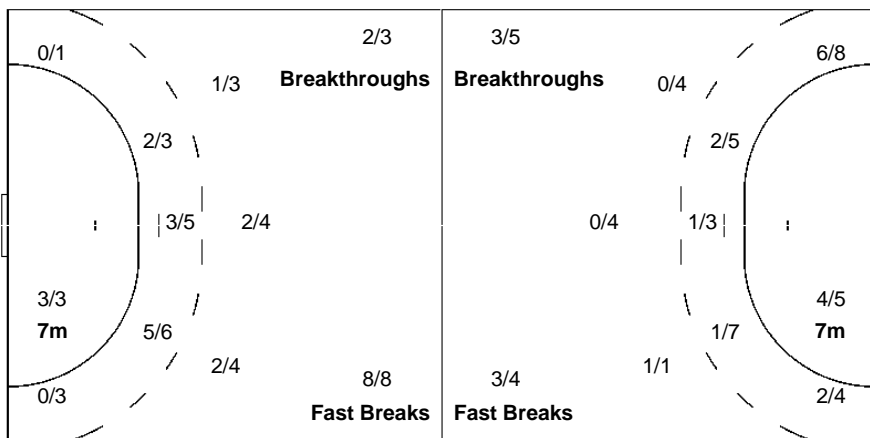
10 QUINTINO J	12 ARENHART B	15 ROCHA F	18 TALESKA E	22 FIER de MOURA M	81 FACHINELLO D	84 PESSOA MR
				1/1 0/1	0/1 1/1	
1/1			0/1		1/1	
		1/1	2/2 1/1		1/1	
		2-Missed	2-Missed			

Team
Goals / Shots

1/2	1/3	3/3
4/6	0/1	5/5
6/6	4/5	5/6

4-Missed 3-Post

Offence



Defence

Goalkeepers
Saves / Shots

3/5	5/9	1/2
2/5	2/2	0/5
3/6	2/5	0/2

12 ARENHART B

3/5	5/9	1/2
2/5	2/2	0/5
3/6	2/5	0/2

84 PESSOA MR

Legend:		
%	Efficiency	2Min 2 Minute Suspensions
AS	Assists	BS Blocked Shots
G/S	Goals/Shots	N/A Not Applicable
ST	Steals	TO Turnover
6m	6 metre Shots	BT Breakthroughs
7m	7 metre Shots	BC Blue Cards
9m	9 metre Shots	RC Red Cards
AS	Assists	FB Fast Breaks
G/S	Goals/Shots	S/S Saves/Shots
ST	Steals	YC Yellow Cards
No.	Uniform Number	Wing Wing Shots
TP	Time Played	



Match Report

Relatório da partida / Rapport du match

Team A										Team B																			
A					SWE - Sweden					B					FRA - France														
played in					in the hall					on					at					Spectators		Match Number							
Rio de Janeiro					Future Arena					SUN 14 AUG 2016					11:30					5,108		26							
Half-time (30')		A		B		End of playing time		A		B		1st extra time		A		B		2nd extra time		A		B		After penalty throws		A		B	
Number of 7m		A		Team time-out				Full name of players and officials				Team time-out		B		Number of 7m													
4/4		1		5:56		2		38:56		3		44:46		1		29:07		2		54:20		3		57:35		1/2			
No.	Team A						G	YC	2'	RC	BC	No.	Team B						G	YC	2'	RC	BC						
1	BUNDESEN Johanna											1	GLAUSER Laura																
3	TEGSTEDT Frida							1				3	DANCETTE Blandine																
6	STROMBERG Carin											5	AYGLON SAURINA Camille							1									
7	BLOHM Linn						3					7	PINEAU Allison						1										
8	ROBERTS Jamina						8					8	LANDRE Laurisa						5										
9	SAND Louise						2		1			10	ZAADI DEUNA Grace						1										
10	EK Michaela						1					12	LEYNAUD Amandine																
12	IDEHN Filippa											13	HOUETTE Manon						4										
17	TORSTENSSON Linnea						2					17	DEMBELE Siraba							1									
20	GULLDEN Isabelle						5					18	BULLEUX Chloe						1										
24	HAGMAN Nathalie						2	1				24	EDWIGE Beatrice								1								
25	WALLEN Angelica											27	NZE-MINKO Estelle						5	1									
27	JACOBSEN Sabina								1			29	NIOMBLA Gnonsiane						2										
29	ALM Jenny						2					64	LACRABERE Alexandra						8										

Off.A	SIGNELL Henrik					Off.A	KRUMBHOLZ Olivier	1			
Off.B	EKMAN Jan					Off.B	BARADAT Eric				
Off.D	CLASSON Jennie					Off.C	JUIN Gerard				
Off.E	LINDSKOG Ann					Off.E	LAGNIAUX Franck				

A	Signatures of responsables for the teams (Off.A)		B
TP	Remarks of referees / IHF Official		TP

Referees	ROEN G (NOR)	Signatures	ARNTSEN K (NOR)	Signatures
Technical Officials	TK: ADJEMIAN T (ARG)		SK: VARTANYAN S (RUS)	
IHF Official	ALSEMGEEST M (NED)			

Number of 7m scored/awarded to team A resp. B, goals (G), yellow cards (YC), red cards (RC), blue cards (BC) and team penalty (TP)



Results
Resultados / Résultats

Match 26

SWE 25 - 27 FRA
(13 - 15) (12 - 12)

Referees: ROEN G (NOR) / ARNTSEN K (NOR)

RUNNING SCORE

SWE - FRA

1st Half

0 (1) 1	LACRABERE A
0 (2) 2	LACRABERE A
1 (3) 2	SAND L
1 (4) 3	LACRABERE A
2 (5) 3	GULLDEN I
2 (6) 4	LACRABERE A
2 (6) 5	LACRABERE A
3 (7) 5	ROBERTS J
4 (8) 5	GULLDEN I
5 (10) 5	ROBERTS J
5 (11) 6	NZE-MINKO E
6 (12) 6	ROBERTS J
6 (12) 7	LANDRE L
7 (12) 7	ROBERTS J
7 (13) 8	BULLEUX C
8 (14) 8	ROBERTS J
8 (14) 9	ZAADI DEUNA G
9 (17) 9	ROBERTS J
10 (18) 9	HAGMAN N
10 (19) 10	LACRABERE A
10 (22) 11	HOUETTE M
10 (23) 12	NZE-MINKO E
11 (25) 12	SAND L
12 (26) 12	HAGMAN N
12 (26) 13	LANDRE L
12 (27) 14	NIOMBLA G
12 (28) 15	NZE-MINKO E
13 (29) 15	BLOHM L

SWE - Sweden

Players		Shots								Punishments			
No.	Name	G/S	%	6m	Wing	9m	7m	FB	BT	YC	2Min	RC	BC
1	BUNDSSEN Johanna												
3	TEGSTEDT Frida												
6	STROMBERG Carin	0/1	0						0/1				
7	BLOHM Linn	3/3	100	3/3									
8	ROBERTS Jamina	8/9	89	3/3	0/1	1/1		1/1	3/3				
9	SAND Louise	2/4	50	0/1	1/2			1/1			1		
10	EK Michaela	1/2	50		1/2								
12	IDEHN Filippa												
17	TORSTENSSON Linnea	2/4	50	1/1		0/2			1/1				
20	GULLDEN Isabelle	5/8	63	1/1		0/3	4/4						
24	HAGMAN Nathalie	2/8	25	0/1		0/4		2/3		1			
25	WALLEN Angelica												
27	JACOBSEN Sabina	0/1	0	0/1							1		
29	ALM Jenny	2/3	67			1/2		1/1					
	Bench/Team												
	Totals	25/43	58	8/11	2/5	2/12	4/4	5/6	4/5	2	2		

Goalkeepers		Saves							
No.	Name	S/S	%	6m	Wing	9m	7m	FB	BT
1	BUNDSSEN Johanna	6/14	43	2/8	2/2		0/1	1/1	1/2
12	IDEHN Filippa	5/24	21	1/10	1/2	1/4		0/5	2/3
	Totals	11/38	29	3/18	3/4	1/4	0/1	1/6	3/5

FRA - France

Players		Shots								Punishments			
No.	Name	G/S	%	6m	Wing	9m	7m	FB	BT	YC	2Min	RC	BC
1	GLAUSER Laura												
3	DANCETTE Blandine												
5	AYGLON SAURINA Camille	0/1	0			0/1				1			
7	PINEAU Allison	1/3	33	1/1		0/1	0/1						
8	LANDRE Laurisa	5/7	71	5/7									
10	ZAADI DEUNA Grace	1/2	50	0/1					1/1				
12	LEYNAUD Amandine												
13	HOUETTE Manon	4/6	67		1/2		1/1	2/3					
17	DEMBELE Siraba									1			
18	BULLEUX Chloe	1/5	20		0/2	1/2			0/1				
24	EDWIGE Beatrice										1		
27	NZE-MINKO Estelle	5/7	71	2/2		1/1		1/1	1/3	1			
29	NIOMBLA Gnonsiane	2/3	67	2/2		0/1							
64	LACRABERE Alexandra	8/8	100	5/5		1/1		2/2					
	Bench/Team									1			
	Totals	27/42	64	15/18	1/4	3/7	1/2	5/6	2/5	4	1		

Goalkeepers		Saves							
No.	Name	S/S	%	6m	Wing	9m	7m	FB	BT
1	GLAUSER Laura	14/39	36	3/11	3/5	6/8	0/4	1/6	1/5
12	LEYNAUD Amandine								
	Totals	14/39	36	3/11	3/5	6/8	0/4	1/6	1/5

2nd Half

14 (31) 15	BLOHM L
14 (32) 16	HOUETTE M
14 (34) 17	PINEAU A
14 (36) 18	LACRABERE A
14 (37) 19	HOUETTE M
15 (39) 19	BLOHM L
15 (39) 20	NZE-MINKO E
16 (40) 20	GULLDEN I
16 (44) 21	LANDRE L
17 (44) 21	TORSTENSSON L
17 (45) 22	NZE-MINKO E
18 (46) 22	TORSTENSSON L
18 (47) 23	LANDRE L
19 (48) 23	EK M
19 (49) 24	NIOMBLA G
20 (50) 24	GULLDEN I
20 (51) 25	HOUETTE M
20 (52) 26	LANDRE L
21 (53) 26	GULLDEN I
22 (55) 26	ROBERTS J
22 (56) 27	LACRABERE A
23 (58) 27	ALM J
24 (59) 27	ALM J
25 (60) 27	ROBERTS J

Legend:	% Efficiency	2Min 2 Minute Suspensions	6m 6-metre Shots	7m 7-metre Shots
9m 9-metre Shots	BT Breakthroughs	BC Blue Cards	FB Fast Breaks	
G/S Goals/Shots	No. Uniform Number	RC Red Cards	S/S Saves/Shots	
Wing Wing Shots	YC Yellow Cards			



Match Team Statistics

Estatística da partida por equipe / Statistiques du match par équipe

Match 26

SWE 25 - 27 FRA

(13 - 15) (12 - 12)

Referees: ROEN Guro / ARNTSEN Kjersti (NOR)

SWE - Sweden

Players		Shots								Offence		Defence		Punishments			TP	
No.	Name	G/S	%	6m	Wing	9m	7m	FB	BT	AS	TO	ST	BS	YC	2Min	RC		BC
1	BUNDSEN Johanna										1							22:58
3	TEGSTEDT Frida										1			1				27:08
6	STROMBERG Carin	0/1	0						0/1		1							16:18
7	BLOHM Linn	3/3	100	3/3														32:52
8	ROBERTS Jamina	8/9	89	3/3	0/1	1/1		1/1	3/3	3	3							26:27
9	SAND Louise	2/4	50	0/1	1/2			1/1			1				1			54:58
10	EK Michaela	1/2	50		1/2													31:16
12	IDEHN Filippa									1								36:02
17	TORSTENSSON Linnea	2/4	50	1/1		0/2			1/1	2	1	1						16:56
20	GULLDEN Isabelle	5/8	63	1/1		0/3	4/4			3	3	1						43:42
24	HAGMAN Nathalie	2/8	25	0/1		0/4		2/3		2	1			1				50:46
25	WALLEN Angelica									2	2							20:06
27	JACOBSEN Sabina	0/1	0	0/1									1		1			29:59
29	ALM Jenny	2/3	67			1/2		1/1										10:32
Bench/Team																		
Totals		25/43	58	8/11	2/5	2/12	4/4	5/6	4/5	13	14	2	1	2	2			

Goalkeepers		Total Shots		6m Shots		Wing Shots		9m Shots		7m Shots		Fast Breaks		Breakthroughs	
No.	Name	S/S	%	S/S	%	S/S	%	S/S	%	S/S	%	S/S	%	S/S	%
1	BUNDSEN Johanna	6/14	43	2/8	25	2/2	100			0/1	0	1/1	100	1/2	50
12	IDEHN Filippa	5/24	21	1/10	10	1/2	50	1/4	25			0/5	0	2/3	67
Totals		11/38	29	3/18	17	3/4	75	1/4	25	0/1	0	1/6	17	3/5	60

Team Shots	Goals	Saves	Missed	Post	Blocked	Total	%
6m Shots	8	3				11	73
Wing Shots	2	3				5	40
9m Shots	2	6	1	1	2	12	17
7m Shots	4				N/A	4	100
Fast Breaks	5	1				6	83
Breakthroughs	4	1				5	80
Totals	25	14	1	1	2	43	58

Number of Attacks: 54, Scoring Efficiency: 46%



Match Team Statistics

Estatística da partida por equipe / Statistiques du match par équipe

Match 26

SWE 25 - 27 FRA

(13 - 15) (12 - 12)

Referees: ROEN Guro / ARNTSEN Kjersti (NOR)

SWE - Sweden

Shots Distribution

Players

Goals / Shots

1 BUNDSSEN J	3 TEGSTEDT F	6 STROMBERG C	7 BLOHM L	8 ROBERTS J	9 SAND L	10 EK M
			1/1	1/1	0/1	
		0/1		0/1		1/1
			2/2	1/1	1/2	0/1

12 IDEHN F	17 TORSTENSSON L	20 GULLDEN I	24 HAGMAN N	25 WALLEN A	27 JACOBSEN S	29 ALM J
	0/2		0/1			2/2
		3/3	0/1			
	1/1	1/1	0/1			
	1/1	0/1	0/2		0/1	

1-Post 1-Blocked 1-Missed


1-Blocked

Team
Goals / Shots

2/2	1/4	7/8
1/2	0/3	4/5
5/5	2/6	3/4

1-Missed 1-Post 2-Blocked

Offence



Goalkeepers
Saves / Shots

1/3	2/7	1/4
1/3	2/2	2/5
1/5	1/4	0/5

1 BUNDSSEN J

0/1	2/4	0/1
	1/1	2/3
1/2	0/2	

12 IDEHN F

1/2	0/3	1/3
1/3	1/1	0/2
0/3	1/2	0/5



Match Team Statistics

Estatística da partida por equipe / Statistiques du match par équipe

Match 26

SWE 25 - 27 FRA

(13 - 15) (12 - 12)

Referees: ROEN Guro / ARNTSEN Kjersti (NOR)

FRA - France

Players		Shots								Offence		Defence		Punishments			TP	
No.	Name	G/S	%	6m	Wing	9m	7m	FB	BT	AS	TO	ST	BS	YC	2Min	RC		BC
1	GLAUSER Laura																	60:00
3	DANCETTE Blandine																	0:00
5	AYGLON SAURINA Camille	0/1	0			0/1				2	1			1				45:45
7	PINEAU Allison	1/3	33	1/1		0/1	0/1			1								29:06
8	LANDRE Laurisa	5/7	71	5/7						1	2							25:23
10	ZAADI DEUNA Grace	1/2	50	0/1					1/1	1	1							9:51
12	LEYNAUD Amandine																	0:00
13	HOUETTE Manon	4/6	67		1/2		1/1	2/3										42:38
17	DEMBELE Siraba									1				1				17:50
18	BULLEUX Chloe	1/5	20		0/2	1/2			0/1		1							43:38
24	EDWIGE Beatrice									1	1		2		1			43:18
27	NZE-MINKO Estelle	5/7	71	2/2		1/1		1/1	1/3	2	4			1				48:55
29	NIOMBLA Gnonsiane	2/3	67	2/2		0/1				2	2							17:48
64	LACRABERE Alexandra	8/8	100	5/5		1/1		2/2		3	2							35:48
Bench/Team														1				
Totals		27/42	64	15/18	1/4	3/7	1/2	5/6	2/5	14	14		2	4	1			

Goalkeepers		Total Shots		6m Shots		Wing Shots		9m Shots		7m Shots		Fast Breaks		Breakthroughs	
No.	Name	S/S	%	S/S	%	S/S	%	S/S	%	S/S	%	S/S	%	S/S	%
1	GLAUSER Laura	14/39	36	3/11	27	3/5	60	6/8	75	0/4	0	1/6	17	1/5	20
12	LEYNAUD Amandine														
Totals		14/39	36	3/11	27	3/5	60	6/8	75	0/4	0	1/6	17	1/5	20

Team Shots	Goals	Saves	Missed	Post	Blocked	Total	%
6m Shots	15	3				18	83
Wing Shots	1	3				4	25
9m Shots	3	1	1	1	1	7	43
7m Shots	1		1		N/A	2	50
Fast Breaks	5	1				6	83
Breakthroughs	2	3				5	40
Totals	27	11	2	1	1	42	64

Number of Attacks: 53, Scoring Efficiency: 51%



Match Team Statistics

Estatística da partida por equipe / Statistiques du match par équipe

Match 26

SWE 25 - 27 FRA

(13 - 15) (12 - 12)

Referees: ROEN Guro / ARNTSEN Kjersti (NOR)

FRA - France

Shots Distribution

Players

Goals / Shots

1 GLAUSER L	3 DANCETTE B	5 AYGLON SAURINA C	7 PINEAU A	8 LANDRE L	10 ZAADI DEUNA G	12 LEYNAUD A
			1/1	1/1 1/1	0/1	
				0/1 0/1		
				1/1 2/2	1/1	

1-Blocked 2-Missed


13 HOUETTE M	17 DEMBELE S	18 BULLEUX C	24 EDWIGE B	27 NZE-MINKO E	29 NIOMBLA G	64 LACRABERE A
2/2		0/1 0/1		2/2 0/1 1/1		2/2
1/1 0/1		0/1 0/1			1/1	2/2
1/2		1/1		1/1 1/2	1/1	1/1 1/1 1/1

1-Post

Team
Goals / Shots

2/3	5/7	3/4
2/3	0/2	3/5
4/5	3/4	5/5

2-Missed 1-Post 1-Blocked



Goalkeepers
Saves / Shots

0/2	3/4	1/8
1/2	3/3	1/5
0/5	4/6	1/4

1 GLAUSER L

0/2	3/4	1/8
1/2	3/3	1/5
0/5	4/6	1/4

12 LEYNAUD A

Legend:

%	Efficiency	2Min	2 Minute Suspensions	6m	6 metre Shots	7m	7 metre Shots	9m	9 metre Shots
AS	Assists	BS	Blocked Shots	BT	Breakthroughs	BC	Blue Cards	FB	Fast Breaks
G/S	Goals/Shots	N/A	Not Applicable	No.	Uniform Number	RC	Red Cards	S/S	Saves/Shots
ST	Steals	TO	Turnover	TP	Time Played	Wing	Wing Shots	YC	Yellow Cards



Match Report
Relatório da partida / Rapport du match

Team A										Team B																						
A					NED - Netherlands					B					RUS - Russian Federation																	
played in					in the hall					on					at					Spectators		Match Number										
Rio de Janeiro					Future Arena					SUN 14 AUG 2016					14:40					8,542		27										
Half-time (30')		A		B		End of playing time			A		B		1st extra time			A		B		2nd extra time			A		B		After penalty throws		A		B	
Number of 7m		A		Team time-out			Full name of players and officials										Team time-out			B		Number of 7m										
2/4		18:02																						2/4								
No.	Team A						G	YC	2'	RC	BC	No.	Team B						G	YC	2'	RC	BC									
6	van der HEIJDEN Laura						5	1				2	KUZNETSOVA Polina						1													
8	ABBINGH Lois						1					7	DMITRIEVA Daria						6													
9	van OLPHEN Sanne											8	SEN Anna						5	1												
10	SNELDER Danick						1		1			10	AKOPIAN Olga						1													
13	BROCH Yvette						3	1	2			13	VYAKHIREVA Anna						5													
17	GROOT Nycke						2	1	2			15	SUDAKOVA Marina						3													
18	DULFER Kelly								1			17	BOBROVNIKOVA Vladlena						3													
21	GOOS Michelle						6					21	ZHILINSKAYTE Victoria						3		2											
23	JANKOVIC Jasmina											22	MARENNIKOVA Ekaterina								1											
24	SMEETS Martine											24	BLIZNOVA Irina						3													
26	MALESTEIN Angela						4					33	ILINA Ekaterina						8													
30	LUCIANO Ailly											77	PETROVA Mayya							1	1											
33	WESTER Tess											84	EROKHINA Tatiana																			
79	POLMAN Estavana						12					88	KALININA Viktoriia																			

Off.A	GROENER Henk					Off.A	TREFILOV Evgenii				
Off.B	PORTENGEN Peter					Off.B	AKAPIAN Levon				
Off.C	KLIJN Debbie					Off.C	ALMYASHEV Syait				
Off.D	HEISEN Jelle					Off.D	KRASHENINNIKOV Igor				

A	Signatures of responsables for the teams (Off.A)		B
TP	Remarks of referees / IHF Official		TP

Referees	Signatures	Signatures
LAH B (SLO)		SOK D (SLO)
Technical Officials		
TK: REISINGER G (AUT)		SK: FADIGA N (CIV)
IHF Official		
GALLEGO R (ESP)		

Number of 7m scored/awarded to team A resp. B, goals (G), yellow cards (YC), red cards (RC), blue cards (BC) and team penalty (TP)



Results
Resultados / Résultats

Match 27

NED 34 - 38 RUS
(16 - 17) (18 - 21)

Referees: LAH B (SLO) / SOK D (SLO)

NED - Netherlands

Players		Shots								Punishments			
No.	Name	G/S	%	6m	Wing	9m	7m	FB	BT	YC	2Min	RC	BC
6	van der HEIJDEN Laura	5/8	63			2/5	2/2						
8	ABBINGH Lois	1/7	14			1/6	0/1						
9	van OLPHEN Sanne												
10	SNELDER Danick	1/3	33	0/1				1/2				1	
13	BROCH Yvette	3/3	100	3/3						1		2	
17	GROOT Nycke	2/2	100	1/1		1/1				1		2	
18	DULFER Kelly											1	
21	GOOS Michelle	6/9	67		2/4			4/5					
23	JANKOVIC Jasmina												
24	SMEETS Martine												
26	MALESTEIN Angela	4/7	57	2/2	1/4			1/1					
30	LUCIANO Ailly	0/2	0		0/2								
33	WESTER Tess												
79	POLMAN Estavana	12/20	60	4/4		5/11	0/1	1/1	2/3				
Bench/Team													
Totals		34/61	56	10/11	3/10	9/23	2/4	7/9	3/4	3		6	

Goalkeepers		Saves							
No.	Name	S/S	%	6m	Wing	9m	7m	FB	BT
23	JANKOVIC Jasmina	2/12	17	1/4	0/1	1/5			0/2
33	WESTER Tess	9/37	24	3/11	1/5	3/8	1/3	0/6	1/4
Totals		11/49	22	4/15	1/6	4/13	1/3	0/6	1/6

RUS - Russian Federation

Players		Shots								Punishments			
No.	Name	G/S	%	6m	Wing	9m	7m	FB	BT	YC	2Min	RC	BC
2	KUZNETSOVA Polina	1/1	100					1/1					
7	DMITRIEVA Daria	6/8	75	3/3		3/4		0/1					
8	SEN Anna	5/8	63	4/5		1/2		0/1		1			
10	AKOPIAN Olga	1/4	25	1/2		0/2							
13	VYAKHIREVA Anna	5/9	56	0/1	1/1	0/1	0/1	2/2	2/3				
15	SUDAKOVA Marina	3/4	75	1/1	1/1			0/1	1/1				
17	BOBROVNIKOVA Vladlena	3/4	75	1/2		1/1			1/1				
21	ZHILINSKAYTE Victoria	3/4	75			2/2	1/2						
22	MARENNIKOVA Ekaterina											1	
24	BLIZNOVA Irina	3/6	50	1/1	1/1	1/4							
33	ILINA Ekaterina	8/12	67	0/1	2/3	1/2	1/1	3/4	1/1				
77	PETROVA Mayya	0/2	0	0/2						1		1	
84	EROKHINA Tatiana												
88	KALININA Viktoriia												
Bench/Team													
Totals		38/62	61	11/18	5/6	9/18	2/4	6/10	5/6	2		4	

Goalkeepers		Saves							
No.	Name	S/S	%	6m	Wing	9m	7m	FB	BT
84	EROKHINA Tatiana	7/20	35	1/6	1/2	4/7	0/1	1/4	
88	KALININA Viktoriia	10/31	32	0/5	2/4	5/11	1/2	1/5	1/4
Totals		17/51	33	1/11	3/6	9/18	1/3	2/9	1/4

RUNNING SCORE

NED - RUS

1st Half

GOOS M	1 (1)	0
BROCH Y	2 (2)	0
POLMAN E	3 (4)	0
	3 (4)	1
	3 (5)	2
van der HEIJDEN L	4 (5)	2
GOOS M	5 (7)	2
	5 (7)	3
ABBINGH L	6 (7)	3
van der HEIJDEN L	7 (8)	3
	7 (9)	4
	7 (9)	5
van der HEIJDEN L	8 (10)	5
	8 (10)	6
BROCH Y	9 (10)	6
	9 (12)	7
GROOT N	10 (13)	7
	10 (15)	8
	10 (16)	9
POLMAN E	11 (18)	9
	11 (19)	10
MALESTEIN A	12 (19)	10
	12 (20)	11
	12 (23)	12
	12 (23)	13
POLMAN E	13 (23)	13
	13 (24)	14
	13 (26)	15
	13 (27)	16
	13 (28)	17
MALESTEIN A	14 (29)	17
GROOT N	15 (30)	17
SNELDER D	16 (30)	17

2nd Half

POLMAN E	17 (31)	17
	17 (31)	18
	17 (33)	19
POLMAN E	18 (33)	19
	18 (34)	20
van der HEIJDEN L	19 (34)	20
	19 (35)	21
GOOS M	20 (35)	21
	20 (35)	22
	20 (36)	23
	20 (37)	24
BROCH Y	21 (38)	24
	21 (38)	25
POLMAN E	22 (39)	25
POLMAN E	23 (40)	25
	23 (40)	26
	23 (42)	27
POLMAN E	24 (42)	27
	24 (43)	28
GOOS M	25 (44)	28
	25 (45)	29
GOOS M	26 (46)	29
	26 (46)	30
	26 (47)	31
POLMAN E	27 (48)	31
POLMAN E	28 (49)	31
	28 (50)	32
MALESTEIN A	29 (50)	32
	29 (52)	33
	29 (53)	34
POLMAN E	30 (53)	34
	30 (53)	35
	30 (55)	36
	30 (56)	37
MALESTEIN A	31 (57)	37
	31 (57)	38



Future Arena
Arena do Futuro
Halle du futur

SUN 14 AUG 2016
Start Time: 14:40

Handball
Handebol / Handball
Women
Feminino / Femmes

Preliminary Group B
Primeira fase, grupo B / Préliminaires - groupe B



Results

Resultados / Résultats

Match 27

POLMAN E **32** (58') **38**
van der HEIJDEN L **33** (58') **38**
GOOS M **34** (60') **38**

Legend:							
%	Efficiency	2Min	2 Minute Suspensions	6m	6-metre Shots	7m	7-metre Shots
9m	9-metre Shots	BT	Breakthroughs	BC	Blue Cards	FB	Fast Breaks
G/S	Goals/Shots	No.	Uniform Number	RC	Red Cards	S/S	Saves/Shots
Wing	Wing Shots	YC	Yellow Cards				



Match Team Statistics

Estatística da partida por equipe / Statistiques du match par équipe

Match 27

NED 34 - 38 RUS

(16 - 17) (18 - 21)

Referees: LAH Bojan / SOK David (SLO)

NED - Netherlands

Players		Shots							Offence		Defence		Punishments			TP		
No.	Name	G/S	%	6m	Wing	9m	7m	FB	BT	AS	TO	ST	BS	YC	2Min		RC	BC
6	van der HEIJDEN Laura	5/8	63			2/5	2/2		1/1	1	2			1				43:05
8	ABBINGH Lois	1/7	14			1/6	0/1			1	4							36:18
9	van OLPHEN Sanne									1	1		1					15:46
10	SNELDER Danick	1/3	33	0/1				1/2		1	1		1		1			39:56
13	BROCH Yvette	3/3	100	3/3							1			1	2			40:15
17	GROOT Nycke	2/2	100	1/1		1/1				3	3			1	2			33:57
18	DULFER Kelly															1		16:18
21	GOOS Michelle	6/9	67		2/4			4/5			1							43:31
23	JANKOVIC Jasmina									2								15:46
24	SMEETS Martine																	14:44
26	MALESTEIN Angela	4/7	57	2/2	1/4			1/1		1		1						24:02
30	LUCIANO Ailly	0/2	0		0/2					2								32:11
33	WESTER Tess									1	2							37:34
79	POLMAN Estavana	12/20	60	4/4		5/11	0/1	1/1	2/3	2	2							26:37
Bench/Team																		
Totals		34/61	56	10/11	3/10	9/23	2/4	7/9	3/4	15	17	1	2	3	6			

Goalkeepers		Total Shots		6m Shots		Wing Shots		9m Shots		7m Shots		Fast Breaks		Breakthroughs	
No.	Name	S/S	%	S/S	%	S/S	%	S/S	%	S/S	%	S/S	%	S/S	%
23	JANKOVIC Jasmina	2/12	17	1/4	25	0/1	0	1/5	20					0/2	0
33	WESTER Tess	9/37	24	3/11	27	1/5	20	3/8	38	1/3	33	0/6	0	1/4	25
Totals		11/49	22	4/15	27	1/6	17	4/13	31	1/3	33	0/6	0	1/6	17

Team Shots	Goals	Saves	Missed	Post	Blocked	Total	%
6m Shots	10	1				11	91
Wing Shots	3	3	4			10	30
9m Shots	9	9	1	3	1	23	39
7m Shots	2	1		1	N/A	4	50
Fast Breaks	7	2				9	78
Breakthroughs	3	1				4	75
Totals	34	17	5	4	1	61	56

Number of Attacks: 75, Scoring Efficiency: 45%



Match Team Statistics

Estatística da partida por equipe / Statistiques du match par équipe

Match 27

NED 34 - 38 RUS

(16 - 17) (18 - 21)

Referees: LAH Bojan / SOK David (SLO)

NED - Netherlands

Shots Distribution

Players

Goals / Shots

6 van der HEIJDEN L	8 ABBINGH L	9 van OLPHEN S	10 SNELDER D	13 BROCH Y	17 GROOT N	18 DULFER K
1/1	1/1			1/1	1/1	
1/1	0/1				1/1	
1/3			0/1 0/1 1/1	1/1		

1-Missed 2-Post

21 GOOS M	23 JANKOVIC J	24 SMEETS M	26 MALESTEIN A	30 LUCIANO A	33 WESTER T	79 POLMAN E
1/1			1/1			1/1
0/1				0/1		1/2 0/1 1/2
1/1			1/2 1/1	0/1		2/2 3/3 4/5

2-Missed

2-Missed

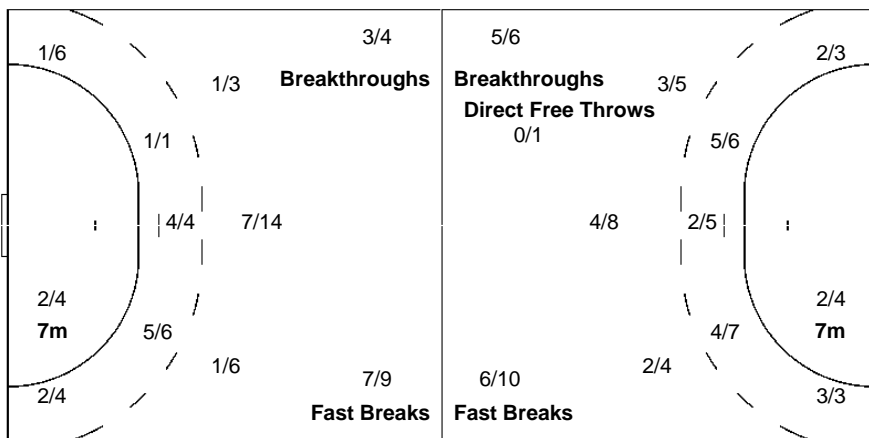
2-Post 1-Blocked

Team
Goals / Shots

3/3	1/1	4/5
3/6	0/2	3/6
5/9	4/6	11/13

5-Missed 4-Post 1-Blocked

Offence



Defence

Goalkeepers
Saves / Shots

0/3	4/7	0/7
1/5		2/8
2/10	1/3	1/6

23 JANKOVIC J

0/1	1/1	0/1
0/1		0/2
0/3	1/1	0/2

33 WESTER T

0/2	3/6	0/6
1/4		2/6
2/7	0/2	1/4



Match Team Statistics

Estatística da partida por equipe / Statistiques du match par équipe

Match 27

NED 34 - 38 RUS

(16 - 17) (18 - 21)

Referees: LAH Bojan / SOK David (SLO)

RUS - Russian Federation

Players		Shots								Offence		Defence		Punishments			TP	
No.	Name	G/S	%	6m	Wing	9m	7m	FB	BT	AS	TO	ST	BS	YC	2Min	RC		BC
2	KUZNETSOVA Polina	1/1	100					1/1			2							13:03
7	DMITRIEVA Daria	6/8	75	3/3		3/4		0/1		1	3							34:04
8	SEN Anna	5/8	63	4/5		1/2		0/1		2	2			1				45:53
10	AKOPIAN Olga	1/4	25	1/2		0/2				2	1							14:14
13	VYAKHIREVA Anna	5/9	56	0/1	1/1	0/1	0/1	2/2	2/3	4	1	2						37:28
15	SUDAKOVA Marina	3/4	75	1/1	1/1			0/1	1/1		1	1						27:57
17	BOBROVNIKOVA Vladlena	3/4	75	1/2		1/1			1/1	2	1							16:51
21	ZHILINSKAYTE Victoria	3/4	75			2/2	1/2				1		1		2			36:45
22	MARENNIKOVA Ekaterina														1			20:07
24	BLIZNOVA Irina	3/6	50	1/1	1/1	1/4				1	2							21:27
33	ILINA Ekaterina	8/12	67	0/1	2/3	1/2	1/1	3/4	1/1	1	1	2						53:28
77	PETROVA Mayya	0/2	0	0/2										1	1			38:43
84	EROKHINA Tatiana											1						22:39
88	KALININA Viktoriia										2							37:21
Bench/Team																		
Totals		38/62	61	11/18	5/6	9/18	2/4	6/10	5/6	13	17	6	1	2	4			

Goalkeepers		Total Shots		6m Shots		Wing Shots		9m Shots		7m Shots		Fast Breaks		Breakthroughs	
No.	Name	S/S	%	S/S	%	S/S	%	S/S	%	S/S	%	S/S	%	S/S	%
84	EROKHINA Tatiana	7/20	35	1/6	17	1/2	50	4/7	57	0/1	0	1/4	25		
88	KALININA Viktoriia	10/31	32	0/5	0	2/4	50	5/11	45	1/2	50	1/5	20	1/4	25
Totals		17/51	33	1/11	9	3/6	50	9/18	50	1/3	33	2/9	22	1/4	25

Team Shots	Goals	Saves	Missed	Post	Blocked	Total	%
6m Shots	11	4	2		1	18	61
Wing Shots	5	1				6	83
9m Shots	9	4	2	2	1	18	50
7m Shots	2	1		1	N/A	4	50
Fast Breaks	6		2	2		10	60
Breakthroughs	5	1				6	83
Totals	38	11	6	5	2	62	61

Number of Attacks: 75, Scoring Efficiency: 51%



Match Team Statistics

Estatística da partida por equipe / Statistiques du match par équipe

Match 27

NED 34 - 38 RUS

(16 - 17) (18 - 21)

Referees: LAH Bojan / SOK David (SLO)

RUS - Russian Federation

Shots Distribution

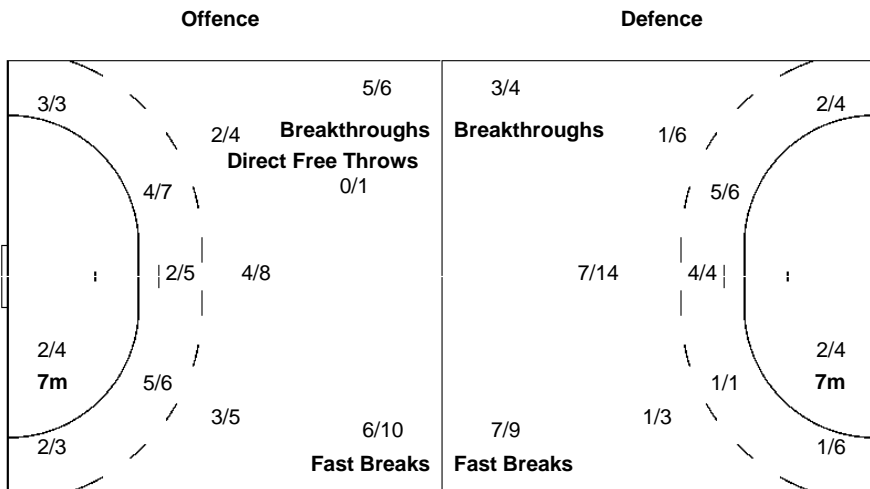
Players

Goals / Shots

2 KUZNETSOVA P	7 DMITRIEVA D	8 SEN A	10 AKOPIAN O	13 VYAKHIREVA A	15 SUDAKOVA M	17 BOBROVNIKOVA V
1/1	1/1 3/3 1/2 1/1	1/1 1/1 2/2 1/1		1/2 1/1	1/1 1/1	
	1-Missed	1-Missed 1-Post 1-Blocked	1-Post	1-Missed 1-Post 1-Blocked	1-Post	1-Missed
21 ZHILINSKAYE V	22 MARENNIKOVA E	24 BLIZNOVA I	33 ILINA E	77 PETROVA M	84 EROKHINA T	88 KALININA V
		0/1 1/1 1/1 1/1	1/2 2/2 2/2 1/2 0/1 2/2	0/1 0/1		
		1-Missed 1-Post	1-Missed			

Team Goals / Shots

3/3	3/7	7/7
4/5		6/8
8/10	2/3	5/6
6-Missed	5-Post	2-Blocked



Goalkeepers Saves / Shots

0/3	0/1	1/5
3/6	2/2	3/6
4/9	2/6	2/13

84 EROKHINA T

0/2		0/2
2/2	1/1	0/1
1/3	2/3	1/6

88 KALININA V

0/1	0/1	1/3
1/4	1/1	3/5
3/6	0/3	1/7

Legend:

%	Efficiency	2Min	2 Minute Suspensions	6m	6 metre Shots	7m	7 metre Shots	9m	9 metre Shots
AS	Assists	BS	Blocked Shots	BT	Breakthroughs	BC	Blue Cards	FB	Fast Breaks
G/S	Goals/Shots	N/A	Not Applicable	No.	Uniform Number	RC	Red Cards	S/S	Saves/Shots
ST	Steals	TO	Turnover	TP	Time Played	Wing	Wing Shots	YC	Yellow Cards



Match Report
Relatório da partida / Rapport du match

Team A										Team B																			
A					NOR - Norway					B					ROU - Romania														
played in					in the hall					on					at					Spectators		Match Number							
Rio de Janeiro					Future Arena					SUN 14 AUG 2016					16:40					8,304		28							
Half-time (30')		A		B		End of playing time		A		B		1st extra time		A		B		2nd extra time		A		B		After penalty throws		A		B	
Number of 7m		A		Team time-out				Full name of players and officials				Team time-out		B		Number of 7m													
6/8		1		22:06		2		3				1		27:53		2		54:48		3		5/5							
No.	Team A						G	YC	2'	RC	BC	No.	Team B						G	YC	2'	RC	BC						
1	GRIMSBO Kari Aalvik											3	SZUCS Gabriella											1					
2	MOLID Mari											5	GEIGER Melinda						4										
3	ARNTZEN Emilie Hegh											7	BUCESCHI Eliza						2										
4	KRISTIANSEN Veronica						7		1			8	NEAGU Cristina						11	1	1								
5	ALSTAD Ida								1			9	BRADEANU Aurelia							1									
6	LOKE Heidi						3		1			11	PERIANU Gabriela								2								
9	MORK Nora						6		1			12	MUNTEANU Ionica																
10	OFTEDAL Stine Bredal						6	1				15	ARDEAN ELISEI Valentina						1										
14	FRAFJORD Marit Malm						1	1	2			22	MANEA Oana						2	1									
16	LUNDE Katrine											25	HOTEA Camelia						1		1								
18	KOREN Linn-Kristin Riegelhuth											30	UNGUREANU Paula																
22	KURTOVIC Amanda						2					85	CHINTOAN Florina						3		1								
23	HERREM Camilla						3					88	VIZITIU Patricia																
24	SOLBERG Sanna											89	CHIPER Laura						3										

Off.A	HERGEIRSSON Thorir	1				Off.A	RYDE Tomas				
Off.B	HOGDAHL Mia					Off.B	BUCESCHI Costica				
Off.C	FROHOLDT Anne					Off.C	IONESCU Adrian				
Off.D	SJOBakk Trond					Off.D	MARASTEANU Claudiu				

A	Signatures of responsables for the teams (Off.A)		B
TP	Remarks of referees / IHF Official		TP

Referees	ALPAIDZE V (RUS)	Signatures	BEREZKINA T (RUS)	Signatures
Technical Officials	TK: ALSEMGEEST M (NED)		SK: VARTANYAN S (RUS)	
IHF Official	JENSEN B (DEN)			

Number of 7m scored/awarded to team A resp. B, goals (G), yellow cards (YC), red cards (RC), blue cards (BC) and team penalty (TP)



Results
Resultados / Résultats

Match 28

NOR 28 - 27 ROU
(14 - 13) (14 - 14)

Referees: ALPAIDZE V (RUS) / BEREZKINA T (RUS)

NOR - Norway

Players		Shots								Punishments			
No.	Name	G/S	%	6m	Wing	9m	7m	FB	BT	YC	2Min	RC	BC
1	GRIMSBO Kari Aalvik												
2	MOLID Mari												
3	ARNTZEN Emilie Hegh	0/2	0			0/1		0/1					
4	KRISTIANSEN Veronica	7/9	78	2/3		1/1	3/4	1/1			1		
5	ALSTAD Ida										1		
6	LOKE Heidi	3/3	100	2/2				1/1			1		
9	MORK Nora	6/14	43	3/6		0/4	3/4				1		
10	OFTEDAL Stine Bredal	6/8	75	1/1		1/3		3/3	1/1	1			
14	FRAFJORD Marit Malm	1/1	100					1/1		1	2		
16	LUNDE Katrine												
18	KOREN Linn-Kristin Riegelhuth	0/1	0		0/1								
22	KURTOVIC Amanda	2/3	67		2/2			0/1					
23	HERREM Camilla	3/5	60		3/4			0/1					
24	SOLBERG Sanna	0/1	0		0/1								
	Bench/Team									1			
	Totals	28/47	60	8/12	5/8	2/9	6/8	6/9	1/1	3	6		

Goalkeepers		Saves							
No.	Name	S/S	%	6m	Wing	9m	7m	FB	BT
1	GRIMSBO Kari Aalvik	5/17	29	2/7	0/2	3/6	0/2		
16	LUNDE Katrine	1/15	7	1/6	0/2	0/4	0/3		
	Totals	6/33	18	3/13	0/4	3/11	0/5		

ROU - Romania

Players		Shots								Punishments			
No.	Name	G/S	%	6m	Wing	9m	7m	FB	BT	YC	2Min	RC	BC
3	SZUCS Gabriella										1		
5	GEIGER Melinda	4/6	67	2/3		2/3							
7	BUCESCHI Eliza	2/3	67	1/1		1/2							
8	NEAGU Cristina	11/19	58	1/2		5/12	5/5			1	1		
9	BRADEANU Aurelia									1			
11	PERIANU Gabriela	0/1	0			0/1					2		
12	MUNTEANU Ionica												
15	ARDEAN ELISEI Valentina	1/1	100		1/1								
22	MANEA Oana	2/2	100	2/2						1			
25	HOTEA Camelia	1/1	100		1/1						1		
30	UNGUREANU Paula												
85	CHINTOAN Florina	3/3	100	3/3							1		
88	VIZITIU Patricia	0/1	0	0/1									
89	CHIPER Laura	3/5	60	1/1	2/4								
	Bench/Team												
	Totals	27/42	64	10/13	4/6	8/18	5/5			3	6		

Goalkeepers		Saves							
No.	Name	S/S	%	6m	Wing	9m	7m	FB	BT
12	MUNTEANU Ionica	2/10	20	0/3	0/2	1/1	1/2	0/2	
30	UNGUREANU Paula	7/27	26	1/6	2/5	1/3	1/6	2/6	0/1
	Totals	9/37	24	1/9	2/7	2/4	2/8	2/8	0/1

RUNNING SCORE	
NOR - ROU	
1st Half	
MORK N	1 (1) 0
	1 (2) 1 GEIGER M
MORK N	2 (2) 1
	2 (4) 2 NEAGU C
KRISTIANSEN V	3 (4) 2
	3 (5) 3 NEAGU C
OFTEDAL SB	4 (6) 3
	4 (6) 4 CHIPER L
MORK N	5 (7) 4
	5 (8) 5 NEAGU C
KURTOVIC A	6 (9) 5
LOKE H	7 (11) 5
	7 (11) 6 CHIPER L
	7 (13) 7 NEAGU C
MORK N	8 (14) 7
KRISTIANSEN V	9 (16) 7
	9 (17) 8 GEIGER M
	9 (18) 9 CHINTOAN F
	9 (20) 10 BUCESCHI E
KRISTIANSEN V	10 (20) 10
OFTEDAL SB	11 (21) 10
OFTEDAL SB	12 (22) 10
	12 (22) 11 CHINTOAN F
MORK N	13 (23) 11
	13 (24) 12 NEAGU C
	13 (25) 13 HOTEA C
MORK N	14 (28) 13

2nd Half	
	14 (31) 14 MANEA O
HERREM C	15 (32) 14
OFTEDAL SB	16 (33) 14
	16 (34) 15 MANEA O
KRISTIANSEN V	17 (34) 15
LOKE H	18 (35) 15
	18 (36) 16 NEAGU C
KRISTIANSEN V	19 (36) 16
	19 (37) 17 BUCESCHI E
HERREM C	20 (37) 17
OFTEDAL SB	21 (39) 17
	21 (39) 18 NEAGU C
	21 (42) 19 GEIGER M
HERREM C	22 (42) 19
KRISTIANSEN V	23 (44) 19
	23 (45) 20 NEAGU C
LOKE H	24 (46) 20
	24 (46) 21 CHIPER L
	24 (48) 22 NEAGU C
KRISTIANSEN V	25 (49) 22
FRAFJORD MM	26 (51) 22
	26 (52) 23 CHINTOAN F
KURTOVIC A	27 (53) 23
	27 (54) 24 NEAGU C
OFTEDAL SB	28 (56) 24
	28 (56) 25 ARDEAN ELISEI V
	28 (59) 26 GEIGER M
	28 (60) 27 NEAGU C

Legend:	
%	Efficiency
9m	9-metre Shots
G/S	Goals/Shots
Wing	Wing Shots
2Min	2 Minute Suspensions
BT	Breakthroughs
No.	Uniform Number
YC	Yellow Cards
6m	6-metre Shots
BC	Blue Cards
RC	Red Cards
7m	7-metre Shots
FB	Fast Breaks
S/S	Saves/Shots



Match Team Statistics

Estatística da partida por equipe / Statistiques du match par équipe

Match 28

NOR 28 - 27 ROU

(14 - 13) (14 - 14)

Referees: ALPAIDZE Viktoriia / BEREZKINA Tatiana (RUS)

NOR - Norway

Players		Shots								Offence		Defence		Punishments			TP	
No.	Name	G/S	%	6m	Wing	9m	7m	FB	BT	AS	TO	ST	BS	YC	2Min	RC		BC
1	GRIMSBO Kari Aalvik									1								26:31
2	MOLID Mari																	8:39
3	ARNTZEN Emilie Hegh	0/2	0			0/1		0/1			2							11:27
4	KRISTIANSEN Veronica	7/9	78	2/3		1/1	3/4	1/1		4	1				1			54:04
5	ALSTAD Ida														1			10:03
6	LOKE Heidi	3/3	100	2/2				1/1		3					1			55:24
9	MORK Nora	6/14	43	3/6		0/4	3/4			3		1			1			23:03
10	OFTEDAL Stine Bredal	6/8	75	1/1		1/3		3/3	1/1	3	1	1		1				47:11
14	FRAFJORD Marit Malm	1/1	100					1/1		1		1	1	1	2			37:00
16	LUNDE Katrine																	28:22
18	KOREN Linn-Kristin Riegelhuth	0/1	0		0/1						1							12:33
22	KURTOVIC Amanda	2/3	67		2/2			0/1			1							46:34
23	HERREM Camilla	3/5	60		3/4			0/1			1	1						44:49
24	SOLBERG Sanna	0/1	0		0/1													14:20
Bench/Team														1				
Totals		28/47	60	8/12	5/8	2/9	6/8	6/9	1/1	15	7	4	1	3	6			

Goalkeepers		Total Shots		6m Shots		Wing Shots		9m Shots		7m Shots		Fast Breaks		Breakthroughs	
No.	Name	S/S	%	S/S	%	S/S	%	S/S	%	S/S	%	S/S	%	S/S	%
1	GRIMSBO Kari Aalvik	5/17	29	2/7	29	0/2	0	3/6	50	0/2	0				
16	LUNDE Katrine	1/15	7	1/6	17	0/2	0	0/4	0	0/3	0				
Totals		6/33	18	3/13	23	0/4	0	3/11	27	0/5	0				

Team Shots	Goals	Saves	Missed	Post	Blocked	Total	%
6m Shots	8	1	2		1	12	67
Wing Shots	5	2		1		8	63
9m Shots	2	2		2	3	9	22
7m Shots	6	2			N/A	8	75
Fast Breaks	6	2	1			9	67
Breakthroughs	1					1	100
Totals	28	9	3	3	4	47	60

Number of Attacks: 50, Scoring Efficiency: 56%



Match Team Statistics

Estatística da partida por equipe / Statistiques du match par équipe

Match 28

NOR 28 - 27 ROU

(14 - 13) (14 - 14)

Referees: ALPAIDZE Viktoriia / BEREZKINA Tatiana (RUS)

NOR - Norway

Shots Distribution

Players

Goals / Shots

1 GRIMSBO KA	2 MOLID M	3 ARNTZEN EH	4 KRISTIANSEN V	5 ALSTAD I	6 LOKE H	9 MORK N
			1/1			2/2
			0/2			1/2
			1/1		1/1	1/1
					2/2	

1-Missed 1-Blocked 2-Missed 2-Post 3-Blocked


10 OFTEDAL SB	14 FRAFJORD MM	16 LUNDE K	18 KOREN LKR	22 KURTOVIC A	23 HERREM C	24 SOLBERG S
1/1			0/1	1/1	0/1	
1/1					1/1	
1/2					0/1	
0/1	1/1			1/1	1/1	

1-Post

Team
Goals / Shots

4/5	2/3	1/1
3/6	2/3	3/4
3/4	2/3	8/8

3-Missed 3-Post 4-Blocked



Goalkeepers
Saves / Shots

1/4	0/2	1/2
0/1		0/5
0/3	2/6	2/10

1 GRIMSBO KA

1/2		1/2
		0/3
0/1	2/5	1/4

16 LUNDE K

0/2	0/2	
		0/2
0/2	0/1	1/6



Match Team Statistics

Estatística da partida por equipe / Statistiques du match par équipe

Match 28

NOR 28 - 27 ROU

(14 - 13) (14 - 14)

Referees: ALPAIDZE Viktoriia / BEREZKINA Tatiana (RUS)

ROU - Romania

Players		Shots								Offence		Defence		Punishments			TP	
No.	Name	G/S	%	6m	Wing	9m	7m	FB	BT	AS	TO	ST	BS	YC	2Min	RC		BC
3	SZUCS Gabriella												2		1			25:10
5	GEIGER Melinda	4/6	67	2/3		2/3				1	2							27:22
7	BUCESCHI Eliza	2/3	67	1/1		1/2				6	2							34:22
8	NEAGU Cristina	11/19	58	1/2		5/12	5/5			4	3			1	1			48:16
9	BRADEANU Aurelia													1				13:45
11	PERIANU Gabriela	0/1	0			0/1					1	1	1		2			32:59
12	MUNTEANU Ionica																	14:50
15	ARDEAN ELISEI Valentina	1/1	100		1/1						1							44:46
22	MANEA Oana	2/2	100	2/2						2	1		1	1				36:51
25	HOTEA Camelia	1/1	100		1/1										1			15:08
30	UNGUREANU Paula																	39:14
85	CHINTOAN Florina	3/3	100	3/3							1				1			25:59
88	VIZITIU Patricia	0/1	0	0/1														12:47
89	CHIPER Laura	3/5	60	1/1	2/4							1						48:31
Bench/Team											1							
Totals		27/42	64	10/13	4/6	8/18	5/5			13	12	2	4	3	6			

Goalkeepers		Total Shots		6m Shots		Wing Shots		9m Shots		7m Shots		Fast Breaks		Breakthroughs	
No.	Name	S/S	%	S/S	%	S/S	%	S/S	%	S/S	%	S/S	%	S/S	%
12	MUNTEANU Ionica	2/10	20	0/3	0	0/2	0	1/1	100	1/2	50	0/2	0		
30	UNGUREANU Paula	7/27	26	1/6	17	2/5	40	1/3	33	1/6	17	2/6	33	0/1	0
Totals		9/37	24	1/9	11	2/7	29	2/4	50	2/8	25	2/8	25	0/1	0

Team Shots	Goals	Saves	Missed	Post	Blocked	Total	%
6m Shots	10	3				13	77
Wing Shots	4		2			6	67
9m Shots	8	3	2	4	1	18	44
7m Shots	5				N/A	5	100
Fast Breaks							
Breakthroughs							
Totals	27	6	4	4	1	42	64

Number of Attacks: 50, Scoring Efficiency: 54%



Match Team Statistics

Estatística da partida por equipe / Statistiques du match par équipe

Match 28

NOR 28 - 27 ROU

(14 - 13) (14 - 14)

Referees: ALPAIDZE Viktoriia / BEREZKINA Tatiana (RUS)

ROU - Romania

Shots Distribution

Players

Goals / Shots

3 SZUCS G	5 GEIGER M	7 BUCESCHI E	8 NEAGU C	9 BRADEANU A	11 PERIANU G	12 MUNTEANU I
			2/2 1/1 1/2		0/1	
			1/1			
	1/1 1/2 1/1	2/2 0/1				

1-Missed

1-Missed4-Post 1-Blocked

15 ARDEAN ELISEI V	22 MANEA O	25 HOTEA C	30 UNGUREANU P	85 CHINTOAN F	88 VIZITIU P	89 CHIPER L
	1/1			1/1		
		1/1				
1/1				1/1 1/1	0/1	1/1 2/2

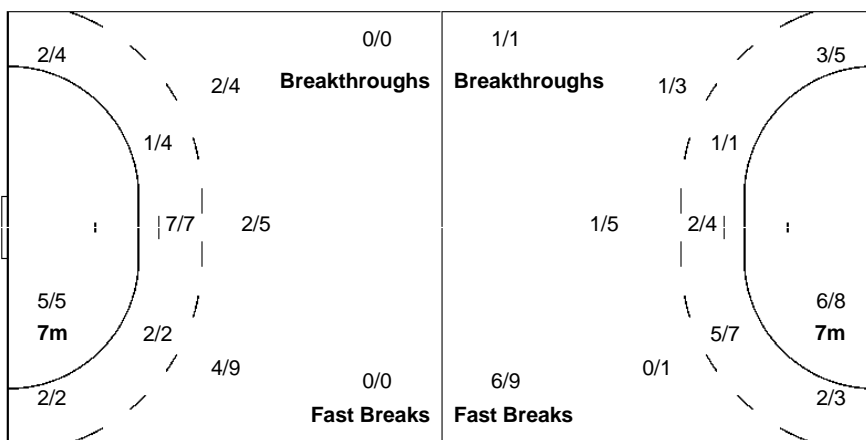
2-Missed

Team
Goals / Shots

3/4	2/2	1/2
1/1		5/5
3/3	4/6	8/10

4-Missed 4-Post 1-Blocked

Offence



Goalkeepers
Saves / Shots

1/5	1/3	0/1
3/6	1/3	1/4
1/4	1/3	0/8

12 MUNTEANU I

0/1	0/1	
1/2		
0/1	1/2	0/3

30 UNGUREANU P

1/4	1/2	0/1
2/4	1/3	1/4
1/3	0/1	0/5

Legend:

% Efficiency	2Min 2 Minute Suspensions	6m 6 metre Shots	7m 7 metre Shots	9m 9 metre Shots
AS Assists	BS Blocked Shots	BT Breakthroughs	BC Blue Cards	FB Fast Breaks
G/S Goals/Shots	N/A Not Applicable	No. Uniform Number	RC Red Cards	S/S Saves/Shots
ST Steals	TO Turnover	TP Time Played	Wing Wing Shots	YC Yellow Cards



Match Report
Relatório da partida / Rapport du match

Team A										Team B																			
A					ESP - Spain					B					ANG - Angola														
played in					in the hall					on					at					Spectators		Match Number							
Rio de Janeiro					Future Arena					SUN 14 AUG 2016					19:50					8,325		29							
Half-time (30')		A		B		End of playing time		A		B		1st extra time		A		B		2nd extra time		A		B		After penalty throws		A		B	
Number of 7m		A		Team time-out		Full name of players and officials										Team time-out		B		Number of 7m									
6/7		1		18:53		2		46:58		3		58:56		1		27:11		2		43:14		3		6/8					
No.	Team A						G	YC	2'	RC	BC	No.	Team B						G	YC	2'	RC	BC						
2	LOPEZ Marta											1	BARBOSA Neide Marisa de P.																
4	MARTIN Carmen						7					6	MACHADO Juliana Jose						3	1	1								
6	ALBERTO Neli						1					8	MONTEIRO Lurdes Marcelina						1										
9	MANGUE Marta						3					9	BERNARDO Natalia Maria						3										
10	AGUILAR Macarena						2		1			10	KASSOMA Albertina Cruz																
12	NAVARRO Silvia											11	KIALA Luisa																
14	CHAVEZ Elizabet						1		1			15	CARLOS Azenaide Daniela						4		1								
17	PINEDO Elizabeth						2	1	1			16	ALMEIDA Teresa Patricia																
25	PENA Nerea						1	1				17	DOMBAXI Wuta Waco Bige						1	1	1								
27	GONZALEZ Lara								1			21	CAZANGA Magda Alfredo						4	1	3								
30	ELORZA Patricia						1		1			25	VENANCIO Liliana da Silva								1								
35	EGOZKUE Naiara						1		1			31	SANTOS Janete Viegas dos								1								
48	ZOQBI Darly											90	GUIALO Isabel Evelize W.						6										
86	CABRAL Alexandrina						7																						
Off.A	DUENAS Jorge							1				Off.A	CRUZ Filipe de Carvalho																
Off.B	ETAYO Manuel											Off.B	NETO Edgar Goncalves																
Off.C	FLORES Cesareo											Off.C	ABEL David																
Off.D	ONCINA Noelia											Off.D	CAMPOS Maria Natalia																

A	Signatures of responsables for the teams (Off.A)		B
TP	Remarks of referees / IHF Official		TP

Referees	Signatures	Signatures
PINTO R (BRA)		MENEZES N (BRA)
TK: OIE SO (NOR)		SK: MITRUNEN P (FIN)
PEREIRA SEDREZ S (BRA)		

Number of 7m scored/awarded to team A resp. B, goals (G), yellow cards (YC), red cards (RC), blue cards (BC) and team penalty (TP)



Results
Resultados / Résultats

Match 29

ESP 26 - 22 ANG
(13 - 12) (13 - 10)

Referees: PINTO R (BRA) / MENEZES N (BRA)

ESP - Spain

Players		Shots								Punishments			
No.	Name	G/S	%	6m	Wing	9m	7m	FB	BT	YC	2Min	RC	BC
2	LOPEZ Marta	0/2	0		0/2								
4	MARTIN Carmen	7/8	88		1/2		3/3	3/3					
6	ALBERTO Neli	1/5	20	0/1		0/1	1/2	0/1					
9	MANGUE Marta	3/6	50	2/3		1/3							
10	AGUILAR Macarena	2/4	50	2/4							1		
12	NAVARRO Silvia												
14	CHAVEZ Elizabet	1/3	33	1/3							1		
17	PINEDO Elizabeth	2/2	100	2/2						1	1		
25	PENA Nerea	1/1	100	1/1						1			
27	GONZALEZ Lara									1			
30	ELORZA Patricia	1/1	100	1/1							1		
35	EGOZKUE Naiara	1/1	100					1/1			1		
48	ZOQBI Darly												
86	CABRAL Alexandrina	7/7	100			1/1	2/2	1/1	3/3				
Bench/Team										1			
Totals		26/40	65	9/15	1/4	2/5	6/7	5/6	3/3	4	5		

Goalkeepers		Saves							
No.	Name	S/S	%	6m	Wing	9m	7m	FB	BT
12	NAVARRO Silvia	9/23	39	1/3	2/4	3/7	2/5	1/4	
48	ZOQBI Darly	1/9	11	0/1	1/1	0/3	0/3	0/1	
Totals		10/32	31	1/4	3/5	3/10	2/8	1/4	0/1

ANG - Angola

Players		Shots								Punishments			
No.	Name	G/S	%	6m	Wing	9m	7m	FB	BT	YC	2Min	RC	BC
1	BARBOSA Neide Marisa de P.												
6	MACHADO Juliana Jose	3/5	60		2/4			1/1		1	1		
8	MONTEIRO Lurdes Marcelina	1/2	50		0/1			1/1					
9	BERNARDO Natalia Maria	3/6	50	2/3		0/1	0/1		1/1				
10	KASSOMA Albertina Cruz												
11	KIALA Luisa												
15	CARLOS Azenaide Daniela	4/6	67			2/3	1/1	1/1	0/1		1		
16	ALMEIDA Teresa Patricia												
17	DOMBAXI Wuta Waco Bige	1/3	33			1/2		0/1		1	1		
21	CAZANGA Magda Alfredo	4/7	57	1/1		3/6				1	3		
25	VENANCIO Liliانا da Silva										1		
31	SANTOS Janete Viegas dos										1		
90	GUIALO Isabel Evelize W.	6/10	60			1/3	5/6	0/1					
Bench/Team													
Totals		22/39	56	3/4	2/5	7/15	6/8	3/5	1/2	3	8		

Goalkeepers		Saves							
No.	Name	S/S	%	6m	Wing	9m	7m	FB	BT
1	BARBOSA Neide Marisa de P.	6/23	26	3/10	2/3		0/5	1/4	0/1
16	ALMEIDA Teresa Patricia	2/11	18	1/3		1/3	0/1	0/2	0/2
Totals		8/34	24	4/13	2/3	1/3	0/6	1/6	0/3

RUNNING SCORE
ESP - ANG

1st Half

0 (2)	1	GUIALO IEW
MANGUE M	1 (3)	1
MARTIN C	2 (3)	1
	2 (4)	2 CAZANGA MA
	2 (5)	3 GUIALO IEW
	2 (6)	4 GUIALO IEW
CABRAL A	3 (7)	4
MARTIN C	4 (7)	4
MANGUE M	5 (8)	4
	5 (9)	5 CAZANGA MA
CABRAL A	6 (11)	5
	6 (13)	6 CAZANGA MA
PINEDO E	7 (13)	6
	7 (15)	7 GUIALO IEW
CABRAL A	8 (16)	7
	8 (16)	8 DOMBAXI WWB
	8 (17)	9 BERNARDO NM
	8 (19)	10 GUIALO IEW
ALBERTO N	9 (20)	10
CABRAL A	10 (21)	10
CABRAL A	11 (22)	10
EGOZKUE N	12 (27)	10
ELORZA P	13 (29)	10
	13 (29)	11 CAZANGA MA
	13 (30)	12 CARLOS AD

2nd Half

MARTIN C	14 (32)	12
	14 (32)	13 BERNARDO NM
MARTIN C	15 (33)	13
MARTIN C	16 (34)	13
AGUILAR M	17 (36)	13
	17 (37)	14 MACHADO JJ
MANGUE M	18 (38)	14
	18 (39)	15 CARLOS AD
MARTIN C	19 (39)	15
	19 (42)	16 BERNARDO NM
MARTIN C	20 (42)	16
	20 (43)	17 MACHADO JJ
	20 (44)	18 GUIALO IEW
PENA N	21 (45)	18
	21 (47)	19 MACHADO JJ
	21 (48)	20 MONTEIRO LM
CHAVEZ E	22 (49)	20
CABRAL A	23 (52)	20
	23 (54)	21 CARLOS AD
AGUILAR M	24 (57)	21
	24 (58)	22 CARLOS AD
CABRAL A	25 (58)	22
PINEDO E	26 (60)	22

Legend:

%	Efficiency	2Min	2 Minute Suspensions	6m	6-metre Shots	7m	7-metre Shots
9m	9-metre Shots	BT	Breakthroughs	BC	Blue Cards	FB	Fast Breaks
G/S	Goals/Shots	No.	Uniform Number	RC	Red Cards	S/S	Saves/Shots
Wing	Wing Shots	YC	Yellow Cards				



Match Team Statistics

Estatística da partida por equipe / Statistiques du match par équipe

Match 29

ESP 26 - 22 ANG

(13 - 12) (13 - 10)

Referees: PINTO Rogério / MENEZES Nilson (BRA)

ESP - Spain

Players		Shots								Offence		Defence		Punishments			TP	
No.	Name	G/S	%	6m	Wing	9m	7m	FB	BT	AS	TO	ST	BS	YC	2Min	RC		BC
2	LOPEZ Marta	0/2	0		0/2													6:37
4	MARTIN Carmen	7/8	88		1/2		3/3	3/3		2	1							53:23
6	ALBERTO Neli	1/5	20	0/1		0/1	1/2	0/1										21:41
9	MANGUE Marta	3/6	50	2/3		1/3				3	4	1						40:29
10	AGUILAR Macarena	2/4	50	2/4						2	3				1			19:52
12	NAVARRO Silvia									1		1						41:13
14	CHAVEZ Elizabet	1/3	33	1/3												1		25:19
17	PINEDO Elizabeth	2/2	100	2/2						1	2	1		1	1			45:15
25	PENA Nerea	1/1	100	1/1						2	2				1			14:35
27	GONZALEZ Lara														1			32:38
30	ELORZA Patricia	1/1	100	1/1						2	1		2			1		28:38
35	EGOZKUE Naiara	1/1	100					1/1								1		18:18
48	ZOQBI Daryl											1						18:47
86	CABRAL Alexandrina	7/7	100			1/1	2/2	1/1	3/3	1	2	4						53:15
Bench/Team															1			
Totals		26/40	65	9/15	1/4	2/5	6/7	5/6	3/3	14	16	7	2	4	5			

Goalkeepers		Total Shots		6m Shots		Wing Shots		9m Shots		7m Shots		Fast Breaks		Breakthroughs	
No.	Name	S/S	%	S/S	%	S/S	%	S/S	%	S/S	%	S/S	%	S/S	%
12	NAVARRO Silvia	9/23	39	1/3	33	2/4	50	3/7	43	2/5	40	1/4	25		
48	ZOQBI Daryl	1/9	11	0/1	0	1/1	100	0/3	0	0/3	0			0/1	0
Totals		10/32	31	1/4	25	3/5	60	3/10	30	2/8	25	1/4	25	0/1	0

Team Shots	Goals	Saves	Missed	Post	Blocked	Total	%
6m Shots	9	4	1	1		15	60
Wing Shots	1	2		1		4	25
9m Shots	2	1	1		1	5	40
7m Shots	6			1	N/A	7	86
Fast Breaks	5	1				6	83
Breakthroughs	3					3	100
Totals	26	8	2	3	1	40	65

Number of Attacks: 56, Scoring Efficiency: 46%



Match Team Statistics

Estatística da partida por equipe / Statistiques du match par équipe

Match 29

ESP 26 - 22 ANG

(13 - 12) (13 - 10)

Referees: PINTO Rogério / MENEZES Nilson (BRA)

ESP - Spain

Shots Distribution

Players

Goals / Shots


2 LOPEZ M	4 MARTIN C	6 ALBERTO N	9 MANGUE M	10 AGUILAR M	12 NAVARRO S	14 CHAVEZ E
0/1	2/2 1/1 0/1	1/1	1/2			0/1
	1/1	0/2	2/2			
	2/2 1/1		0/1	1/1 0/1 1/1		1/1
1-Post		1-Post 1-Blocked 1-Missed		1-Post		1-Missed

17 PINEDO E	25 PENA N	27 GONZALEZ L	30 ELORZA P	35 EGOZKUE N	48 ZOQBI D	86 CABRAL A
1/1	1/1		1/1	1/1		1/1 1/1 1/1
1/1						1/1
						2/2 1/1

Team
Goals / Shots

3/3	2/3	3/5
6/6		2/4
5/5	2/5	3/3

2-Missed 3-Post 1-Blocked



Goalkeepers
Saves / Shots

0/1	1/1	0/4
0/4	1/2	2/6
1/4	2/5	3/5

12 NAVARRO S

0/1		0/3
0/3	1/1	2/4
1/3	2/4	3/4

48 ZOQBI D

	1/1	0/1
0/1	0/1	0/2
0/1	0/1	0/1



Match Team Statistics

Estatística da partida por equipe / Statistiques du match par équipe

Match 29

ESP 26 - 22 ANG

(13 - 12) (13 - 10)

Referees: PINTO Rogério / MENEZES Nilson (BRA)

ANG - Angola

Players		Shots								Offence		Defence		Punishments			TP	
No.	Name	G/S	%	6m	Wing	9m	7m	FB	BT	AS	TO	ST	BS	YC	2Min	RC		BC
1	BARBOSA Neide Marisa de P.										1							39:43
6	MACHADO Juliana Jose	3/5	60		2/4			1/1		1	1	2		1	1			52:39
8	MONTEIRO Lurdes Marcelina	1/2	50		0/1			1/1		1	2							18:15
9	BERNARDO Natalia Maria	3/6	50	2/3		0/1	0/1		1/1	1	2							55:56
10	KASSOMA Albertina Cruz									2			1					47:02
11	KIALA Luisa										2							10:03
15	CARLOS Azenaide Daniela	4/6	67			2/3	1/1	1/1	0/1	2	2					1		19:28
16	ALMEIDA Teresa Patricia																	20:17
17	DOMBAXI Wuta Waco Bige	1/3	33			1/2		0/1		2	5	1		1	1			42:31
21	CAZANGA Magda Alfredo	4/7	57	1/1		3/6					4			1	3			38:06
25	VENANCIO Liliana da Silva														1			16:27
31	SANTOS Janete Viegas dos															1		16:23
90	GUIALO Isabel Evelize W.	6/10	60			1/3	5/6	0/1		1	2							43:10
	Bench/Team										1							
Totals		22/39	56	3/4	2/5	7/15	6/8	3/5	1/2	10	22	3	1	3	8			

Goalkeepers		Total Shots		6m Shots		Wing Shots		9m Shots		7m Shots		Fast Breaks		Breakthroughs	
No.	Name	S/S	%	S/S	%	S/S	%	S/S	%	S/S	%	S/S	%	S/S	%
1	BARBOSA Neide Marisa de P.	6/23	26	3/10	30	2/3	67			0/5	0	1/4	25	0/1	0
16	ALMEIDA Teresa Patricia	2/11	18	1/3	33			1/3	33	0/1	0	0/2	0	0/2	0
Totals		8/34	24	4/13	31	2/3	67	1/3	33	0/6	0	1/6	17	0/3	0

Team Shots	Goals	Saves	Missed	Post	Blocked	Total	%
6m Shots	3	1				4	75
Wing Shots	2	3				5	40
9m Shots	7	3	2	1	2	15	47
7m Shots	6	2			N/A	8	75
Fast Breaks	3	1	1			5	60
Breakthroughs	1			1		2	50
Totals	22	10	3	2	2	39	56

Number of Attacks: 55, Scoring Efficiency: 40%



Match Team Statistics

Estatística da partida por equipe / Statistiques du match par équipe

Match 29

ESP 26 - 22 ANG
(13 - 12) (13 - 10)

Referees: PINTO Rogério / MENEZES Nilson (BRA)

ANG - Angola

Shots Distribution

Players

Goals / Shots

1 BARBOSA NMDP	6 MACHADO JJ	8 MONTEIRO LM	9 BERNARDO NM	10 KASSOMA AC	11 KIALA L	15 CARLOS AD
	0/1		1/1			1/1
	1/1		1/1			1/1
	1/1 1/1 0/1		0/1	0/1 2/2 0/2		1/1 0/1 1/1

1-Post

16 ALMEIDA TP	17 DOMBAXI WWB	21 CAZANGA MA	25 VENANCIO LDS	31 SANTOS JVD	90 GUIALO IEW
		1/1			2/2
	1/2 0/1	2/2			2/2 1/2
		1/1			1/1

2-Missed1-Post

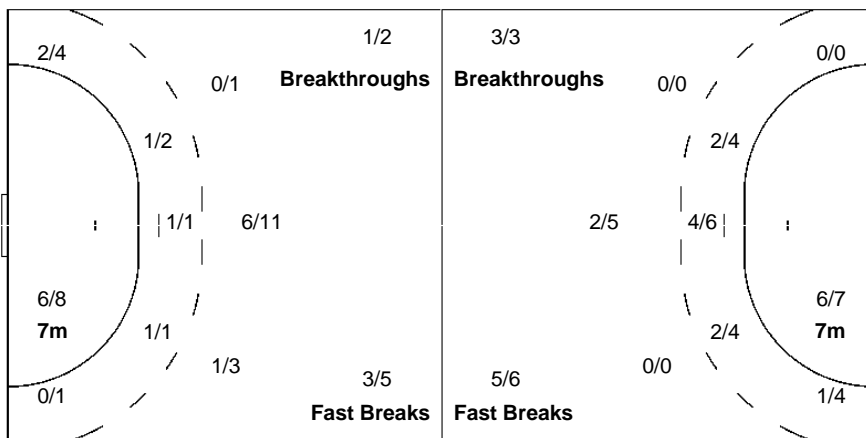
1-Missed 2-Blocked

Team
Goals / Shots

1/1	0/1	4/4
4/4	1/2	4/6
3/4	3/5	2/5

3-Missed 2-Post 2-Blocked

Offence



Goalkeepers
Saves / Shots

0/3	1/3	2/5
0/6		2/4
0/5	3/5	0/3

1 BARBOSA NMDP

0/3	1/1	2/3
0/4		2/3
0/4	1/2	0/3

16 ALMEIDA TP

	0/2	0/2
0/2		0/1
0/1	2/3	

Legend:	% Efficiency	2Min 2 Minute Suspensions	6m 6 metre Shots	7m 7 metre Shots	9m 9 metre Shots
AS Assists	BS Blocked Shots	BT Breakthroughs	BC Blue Cards	FB Fast Breaks	S/S Saves/Shots
G/S Goals/Shots	N/A Not Applicable	No. Uniform Number	RC Red Cards	S/S Saves/Shots	YC Yellow Cards
ST Steals	TO Turnover	TP Time Played	Wing Wing Shots		



Match Report
Relatório da partida / Rapport du match

Team A										Team B																							
A					ARG - Argentina					B					KOR - Republic of Korea																		
played in					in the hall					on					at					Spectators					Match Number								
Rio de Janeiro					Future Arena					SUN 14 AUG 2016					21:50					4,495					30								
Half-time (30')		A		B		End of playing time			A		B		1st extra time			A		B		2nd extra time			A		B		After penalty throws			A		B	
Number of 7m		A		Team time-out			Full name of players and officials										Team time-out			B		Number of 7m											
1/2		1		14:11		2		42:28		3		1		43:48		2		57:49		3		5/5											
No.	Team A						G	YC	2'	RC	BC	No.	Team B						G	YC	2'	RC	BC										
1	CARRATU Marisol											1	OH Yongran																				
3	IACOI Xoana											5	JUNG Yura						2														
4	HARO Lucia							1				11	RYU Eun Hee							1													
5	PIZZO Manuela						4	1	1			12	PARK Mira																				
6	SALVADO Luciana						1					13	YOO Hyunji						3	1	1												
7	CAMPIGLI Rocio						3					14	KIM Jinyi																				
8	BELOTTI Amelia						4					15	CHOI Sumin						6														
9	MENDOZA Luciana						6					17	SIM Haein								1												
10	CRIVELLI Victoria						1		1			21	LEE Eunbi							1													
12	KOGAN Valentina											22	WOO Sunhee						4														
14	BIANCHI Valeria								2			24	GWON Han Na						11														
15	MENA Antonela						2	1				27	NAM Yeongsin																				
18	SANS Macarena						1		1			29	YU Sojeong						1														
21	GANDULFO Macarena											31	SONG Hairim						1														

Off.A	PERUCHENA Eduardo					Off.A	LIM Young Chul				
Off.B	SCIGLITANO Gustavo					Off.B	CHO Chihyo				
Off.C	NOGUERA Gaston					Off.C	LIM Gyu Ha				
Off.D	FERNANDEZ Claudio					Off.D	KIM Mi Hyun				

A	Signatures of responsables for the teams (Off.A)										B
TP	Remarks of referees / IHF Official										TP

Referees	Signatures		Signatures	
	BONAVENTURA C (FRA)		BONAVENTURA J (FRA)	
Technical Officials	Signatures		Signatures	
	TK: OIE SO (NOR)		SK: STASOVA J (SVK)	
IHF Official	Signatures		Signatures	
	HUELIN T (ESP)			

Number of 7m scored/awarded to team A resp. B, goals (G), yellow cards (YC), red cards (RC), blue cards (BC) and team penalty (TP)



Results
Resultados / Résultats

Match 30

ARG 22 - 28 KOR
(10 - 12) (12 - 16)

Referees: BONAVENTURA C (FRA) / BONAVENTURA J (FRA)

ARG - Argentina

Players		Shots							Punishments				
No.	Name	G/S	%	6m	Wing	9m	7m	FB	BT	YC	2Min	RC	BC
1	CARRATU Marisol												
3	IACOI Xoana												
4	HARO Lucia	0/2	0		0/1	0/1				1			
5	PIZZO Manuela	4/5	80	0/1		1/1	1/1	2/2		1	1		
6	SALVADO Luciana	1/1	100		1/1								
7	CAMPIGLI Rocio	3/3	100	1/1				2/2					
8	BELOTTI Amelia	4/5	80	3/3	1/2								
9	MENDOZA Luciana	6/10	60	4/6		1/2	0/1	1/1					
10	CRIVELLI Victoria	1/1	100			1/1					1		
12	KOGAN Valentina												
14	BIANCHI Valeria											2	
15	MENA Antonela	2/4	50	1/3				1/1		1			
18	SANS Macarena	1/2	50	0/1				1/1				1	
21	GANDULFO Macarena												
	Bench/Team												
	Totals	22/33	67	9/15	2/4	3/5	1/2	7/7		3	5		

Goalkeepers		Saves							
No.	Name	S/S	%	6m	Wing	9m	7m	FB	BT
1	CARRATU Marisol	2/8	25	0/1	0/3	2/3	0/1		
12	KOGAN Valentina	12/33	36	1/4	2/8	4/8	0/4	2/4	3/5
	Totals	14/42	33	1/5	2/11	6/11	0/5	2/5	3/5

KOR - Republic of Korea

Players		Shots							Punishments				
No.	Name	G/S	%	6m	Wing	9m	7m	FB	BT	YC	2Min	RC	BC
1	OH Yongran												
5	JUNG Yura	2/4	50		2/2			0/2					
11	RYU Eun Hee	0/5	0	0/1		0/2		0/1	0/1	1			
12	PARK Mira												
13	YOO Hyunji	3/5	60	3/4					0/1	1	1		
14	KIM Jinyi	0/1	0			0/1							
15	CHOI Sumin	6/7	86	1/1	3/3	1/1		1/2					
17	SIM Haein	0/1	0			0/1						1	
21	LEE Eunbi	0/2	0		0/2					1			
22	WOO Sunhee	4/6	67		3/4			1/2					
24	GWON Han Na	11/13	85			4/6	5/5		2/2				
27	NAM Yeongsin												
29	YU Sojeong	1/4	25		1/1	0/2			0/1				
31	SONG Hairim	1/1	100					1/1					
	Bench/Team												
	Totals	28/49	57	4/6	9/12	5/13	5/5	3/8	2/5	3	2		

Goalkeepers		Saves							
No.	Name	S/S	%	6m	Wing	9m	7m	FB	BT
1	OH Yongran	1/11	9	1/4	0/2	0/2		0/3	
12	PARK Mira	4/16	25	2/8	1/1	1/2	0/1	0/4	
	Totals	5/27	19	3/12	1/3	1/4	0/1	0/7	

RUNNING SCORE

ARG - KOR

1st Half

	0 (2) 1	YOO H
	0 (3) 2	YOO H
MENDOZA L	1 (4) 2	
	1 (4) 3	GWON HN
SALVADO L	2 (5) 3	
MENA A	3 (6) 3	
	3 (8) 4	GWON HN
CAMPIGLI R	4 (10) 4	
MENDOZA L	5 (10) 4	
	5 (11) 5	GWON HN
PIZZO M	6 (13) 5	
	6 (13) 6	GWON HN
	6 (16) 7	GWON HN
	6 (18) 8	WOO S
MENA A	7 (19) 8	
MENDOZA L	8 (21) 8	
	8 (21) 9	GWON HN
	8 (22) 10	WOO S
SANS M	9 (23) 10	
	9 (23) 11	WOO S
BELOTTI A	10 (27) 11	
	10 (28) 12	WOO S

2nd Half

	10 (31) 13	CHOI S
	10 (32) 14	CHOI S
PIZZO M	11 (33) 14	
	11 (34) 15	JUNG Y
CRIVELLI V	12 (36) 15	
	12 (37) 16	GWON HN
	12 (38) 17	JUNG Y
MENDOZA L	13 (39) 17	
	13 (40) 18	GWON HN
	13 (43) 19	SONG H
PIZZO M	14 (44) 19	
	14 (45) 20	GWON HN
PIZZO M	15 (46) 20	
	15 (48) 21	GWON HN
	15 (49) 22	CHOI S
	15 (50) 23	CHOI S
MENDOZA L	16 (51) 23	
CAMPIGLI R	17 (51) 23	
	17 (52) 24	GWON HN
BELOTTI A	18 (53) 24	
	18 (54) 25	YU S
BELOTTI A	19 (55) 25	
	19 (55) 26	YOO H
BELOTTI A	20 (56) 26	
	20 (56) 27	CHOI S
MENDOZA L	21 (57) 27	
CAMPIGLI R	22 (58) 27	
	22 (60) 28	CHOI S

Legend:

%	Efficiency	2Min	2 Minute Suspensions	6m	6-metre Shots	7m	7-metre Shots
9m	9-metre Shots	BT	Breakthroughs	BC	Blue Cards	FB	Fast Breaks
G/S	Goals/Shots	No.	Uniform Number	RC	Red Cards	S/S	Saves/Shots
Wing	Wing Shots	YC	Yellow Cards				



Match Team Statistics

Estatística da partida por equipe / Statistiques du match par équipe

Match 30

ARG 22 - 28 KOR

(10 - 12) (12 - 16)

Referees: BONAVENTURA Charlotte / BONAVENTURA Julie (FRA)

ARG - Argentina

Players		Shots								Offence		Defence		Punishments			TP	
No.	Name	G/S	%	6m	Wing	9m	7m	FB	BT	AS	TO	ST	BS	YC	2Min	RC		BC
1	CARRATU Marisol																	8:34
3	IACOI Xoana																	7:53
4	HARO Lucia	0/2	0		0/1	0/1					1		1	1				46:43
5	PIZZO Manuela	4/5	80	0/1		1/1	1/1	2/2		2	5			1	1			39:56
6	SALVADO Luciana	1/1	100		1/1					2	1	1						20:47
7	CAMPIGLI Rocio	3/3	100	1/1				2/2		1	1							34:06
8	BELOTTI Amelia	4/5	80	3/3	1/2													18:50
9	MENDOZA Luciana	6/10	60	4/6		1/2	0/1	1/1		2	7	1						54:49
10	CRIVELLI Victoria	1/1	100			1/1				2	4				1			34:16
12	KOGAN Valentina																	45:34
14	BIANCHI Valeria										1				2			22:26
15	MENA Antonela	2/4	50	1/3				1/1			1	1		1				46:20
18	SANS Macarena	1/2	50	0/1				1/1		1	5	2			1			27:07
21	GANDULFO Macarena									1								12:39
Bench/Team																		
Totals		22/33	67	9/15	2/4	3/5	1/2	7/7		11	26	5	1	3	5			

Goalkeepers		Total Shots		6m Shots		Wing Shots		9m Shots		7m Shots		Fast Breaks		Breakthroughs	
No.	Name	S/S	%	S/S	%	S/S	%	S/S	%	S/S	%	S/S	%	S/S	%
1	CARRATU Marisol	2/8	25	0/1	0	0/3	0	2/3	67	0/1	0				
12	KOGAN Valentina	12/33	36	1/4	25	2/8	25	4/8	50	0/4	0	2/4	50	3/5	60
Totals		14/42	33	1/5	20	2/11	18	6/11	55	0/5	0	2/5	40	3/5	60

Team Shots	Goals	Saves	Missed	Post	Blocked	Total	%
6m Shots	9	3	3			15	60
Wing Shots	2	1		1		4	50
9m Shots	3	1	1			5	60
7m Shots	1			1	N/A	2	50
Fast Breaks	7					7	100
Breakthroughs							
Totals	22	5	4	2		33	67

Number of Attacks: 58, Scoring Efficiency: 38%



Match Team Statistics

Estatística da partida por equipe / Statistiques du match par équipe

Match 30

ARG 22 - 28 KOR

(10 - 12) (12 - 16)

Referees: BONAVENTURA Charlotte / BONAVENTURA Julie (FRA)

ARG - Argentina

Shots Distribution

Players


Goals / Shots

1 CARRATU M	3 IACOI X	4 HARO L	5 PIZZO M	6 SALVADO L	7 CAMPIGLI R	8 BELOTTI A
			2/2 1/1	1/1	1/1	2/2
		0/1	1/1		2/2	1/1 1/1
		1-Missed	1-Missed			1-Post
9 MENDOZA L	10 CRIVELLI V	12 KOGAN V	14 BIANCHI V	15 MENA A	18 SANS M	21 GANDULFO M
3/3 1/2				1/1	1/1	
0/1				0/1		
1/1 1/1	1/1			1/1	0/1	
1-Missed 1-Post				1-Missed		

Team
Goals / Shots

3/3	4/4	5/6
1/3		
4/4	2/4	3/3

4-Missed 2-Post



Goalkeepers
Saves / Shots

0/10	4/8	0/3
	0/1	1/1
1/6	2/4	6/9

1 CARRATU M

0/1	0/2	
		1/1
0/2	0/1	1/1

12 KOGAN V

0/9	4/6	0/3
	0/1	
1/4	2/2	5/8



Match Team Statistics

Estatística da partida por equipe / Statistiques du match par équipe

Match 30

ARG 22 - 28 KOR

(10 - 12) (12 - 16)

Referees: BONAVENTURA Charlotte / BONAVENTURA Julie (FRA)

KOR - Republic of Korea

Players		Shots								Offence		Defence		Punishments			TP	
No.	Name	G/S	%	6m	Wing	9m	7m	FB	BT	AS	TO	ST	BS	YC	2Min	RC		BC
1	OH Yongran																	19:12
5	JUNG Yura	2/4	50		2/2			0/2			1							30:00
11	RYU Eun Hee	0/5	0	0/1		0/2		0/1	0/1	2	5	1		1				53:39
12	PARK Mira																	40:48
13	YOO Hyunji	3/5	60	3/4					0/1	5	1	1		1	1			60:00
14	KIM Jinyi	0/1	0			0/1				1								3:35
15	CHOI Sumin	6/7	86	1/1	3/3	1/1		1/2										30:00
17	SIM Haein	0/1	0			0/1				1		1			1			39:11
21	LEE Eunbi	0/2	0		0/2							1		1				30:00
22	WOO Sunhee	4/6	67		3/4			1/2		1	1							30:00
24	GWON Han Na	11/13	85			4/6	5/5		2/2	4	3							27:44
27	NAM Yeongsin																	0:00
29	YU Sojeong	1/4	25		1/1	0/2			0/1	1								6:21
31	SONG Hairim	1/1	100					1/1		1	1	1						49:30
	Bench/Team																	
	Totals	28/49	57	4/6	9/12	5/13	5/5	3/8	2/5	16	12	5		3	2			

Goalkeepers		Total Shots		6m Shots		Wing Shots		9m Shots		7m Shots		Fast Breaks		Breakthroughs	
No.	Name	S/S	%	S/S	%	S/S	%	S/S	%	S/S	%	S/S	%	S/S	%
1	OH Yongran	1/11	9	1/4	25	0/2	0	0/2	0			0/3	0		
12	PARK Mira	4/16	25	2/8	25	1/1	100	1/2	50	0/1	0	0/4	0		
	Totals	5/27	19	3/12	25	1/3	33	1/4	25	0/1	0	0/7	0		

Team Shots	Goals	Saves	Missed	Post	Blocked	Total	%
6m Shots	4	1		1		6	67
Wing Shots	9	2	1			12	75
9m Shots	5	6	1		1	13	38
7m Shots	5				N/A	5	100
Fast Breaks	3	2	1	2		8	38
Breakthroughs	2	3				5	40
Totals	28	14	3	3	1	49	57

Number of Attacks: 58, Scoring Efficiency: 48%



Match Team Statistics

Estatística da partida por equipe / Statistiques du match par équipe

Match 30

ARG 22 - 28 KOR

(10 - 12) (12 - 16)

Referees: BONAVENTURA Charlotte / BONAVENTURA Julie (FRA)

KOR - Republic of Korea

Shots Distribution

Players

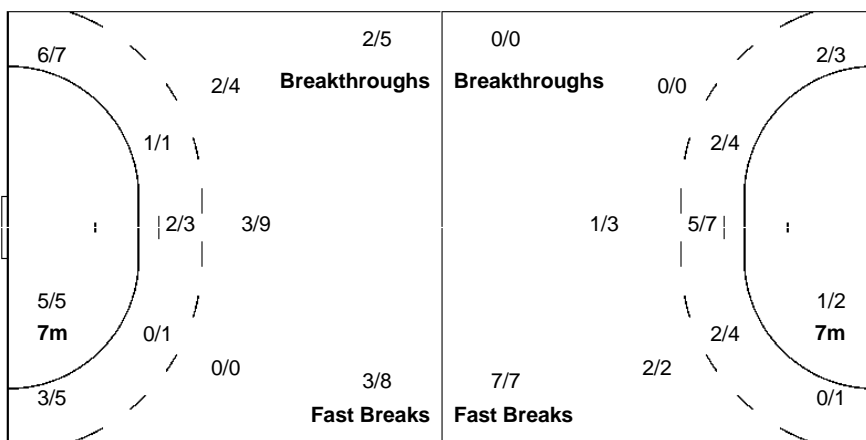
Goals / Shots

1 OH Y	5 JUNG Y	11 RYU EH	12 PARK M	13 YOO H	14 KIM J	15 CHOI S
				1/1 1/2 1/1		2/2 2/2 1/1
	1/1 0/1 1/1				0/1	
	1-Post	1-Missed 1-Post		0/1		1-Post
17 SIM H	21 LEE E	22 WOO S	24 GWON HN	27 NAM Y	29 YU S	31 SONG H
		1/1 0/1	5/5 1/2		1/1 0/1	
			1/1			1/1
0/1	0/1 0/1	1/1 1/1 1/1	2/2 1/1 1/1			
		1-Missed	1-Blocked		1-Missed	

Team
Goals / Shots

10/10	4/8	3/3
	1/1	0/1
5/6	2/4	3/9
3-Missed	3-Post	1-Blocked

Offence



Defence

Goalkeepers
Saves / Shots

0/3	0/4	1/6
2/3		
0/4	2/4	0/3

1 OH Y

0/1	0/3	0/2
1/1		
0/2	0/2	

12 PARK M

0/2	0/1	1/4
1/2		
0/2	2/2	0/3

Legend:

%	Efficiency	2Min	2 Minute Suspensions	6m	6 metre Shots	7m	7 metre Shots	9m	9 metre Shots
AS	Assists	BS	Blocked Shots	BT	Breakthroughs	BC	Blue Cards	FB	Fast Breaks
G/S	Goals/Shots	N/A	Not Applicable	No.	Uniform Number	RC	Red Cards	S/S	Saves/Shots
ST	Steals	TO	Turnover	TP	Time Played	Wing	Wing Shots	YC	Yellow Cards



Match Report

Relatório da partida / Rapport du match

Team A										Team B																			
A					BRA - Brazil					B					NED - Netherlands														
played in					in the hall					on					at					Spectators		Match Number							
Rio de Janeiro					Future Arena					TUE 16 AUG 2016					10:00					8,878		31							
Half-time (30')		A		B		End of playing time		A		B		1st extra time		A		B		2nd extra time		A		B		After penalty throws		A		B	
Number of 7m		A		Team time-out		Full name of players and officials										Team time-out		B		Number of 7m									
5/7		1		7:10		2		33:35		3		52:11		1		27:38		2		57:27		3		1/2					
No.	Team A					G	YC	2'	RC	BC	No.	Team B					G	YC	2'	RC	BC								
2	DINIZ Fabiana										6	van der HEIJDEN Laura					5												
3	MARTINEZ Alexandra					6					8	ABBINGH Lois					5												
4	ROCHA Samira					1		1			9	van OLPHEN Sanne																	
5	PIEADA Daniela							1			10	SNELDER Danick					3	1											
7	LIMA de ARAUJO Tamires										13	BROCH Yvette					2												
8	FRANCA da SILVA Fernanda					7	1	1			17	GROOT Nycke					2	1	1										
9	BELO Ana Paula					3					18	DULFER Kelly						1	1										
10	QUINTINO Jessica					1		1			21	GOOS Michelle																	
12	ARENHART Barbara										23	JANKOVIC Jasmina																	
15	ROCHA Francielle					3					24	SMEETS Martine					2												
18	TALESKA Eduarda					1	1	2			26	MALESTEIN Angela					5												
22	FIER de MOURA Mayara										30	LUCIANO Ailly																	
81	FACHINELLO Deonise					1	1				33	WESTER Tess					1												
84	PESSOA Mayssa Raquel										79	POLMAN Estavana					7												

Off.A	SOUBAK Morten	1				Off.A	GROENER Henk				
Off.B	APRILE Alex					Off.B	PORTENGEN Peter				
Off.C	ORSI Rita					Off.C	KLIJN Debbie				
Off.D	CALISTER Marina					Off.D	HEISEN Jelle				

A	Signatures of responsables for the teams (Off.A)		B
TP	Remarks of referees / IHF Official		TP

Referees	ROEN G (NOR)	Signatures	ARNTSEN K (NOR)	Signatures
Technical Officials	TK: ADJEMIAN T (ARG)		SK: FADIGA N (CIV)	
IHF Official	GALLEGO R (ESP)			

Number of 7m scored/awarded to team A resp. B, goals (G), yellow cards (YC), red cards (RC), blue cards (BC) and team penalty (TP)



Results
Resultados / Résultats

Match 31

BRA 23 - 32 NED
(11 - 12) (12 - 20)

Referees: ROEN G (NOR) / ARNTSEN K (NOR)

BRA - Brazil

Players		Shots								Punishments			
No.	Name	G/S	%	6m	Wing	9m	7m	FB	BT	YC	2Min	RC	BC
2	DINIZ Fabiana	0/1	0	0/1									
3	MARTINEZ Alexandra	6/8	75	2/2	3/5		1/1						
4	ROCHA Samira	1/2	50	1/2							1		
5	PIEDADE Daniela										1		
7	LIMA de ARAUJO Tamires												
8	FRANCA da SILVA Fernanda	7/10	70		3/4	0/1	4/5			1	1		
9	BELO Ana Paula	3/11	27	1/2	1/1	0/5	0/1	1/1	0/1				
10	QUINTINO Jessica	1/2	50		1/1						1		
12	ARENHART Barbara												
15	ROCHA Francielle	3/6	50	1/1		1/4		1/1					
18	TALESKA Eduarda	1/6	17			1/6				1	2		
22	FIER de MOURA Mayara												
81	FACHINELLO Deonise	1/4	25	0/1		1/2			0/1	1			
84	PESSOA Mayssa Raquel												
Bench/Team										1			
Totals		23/50	46	5/9	8/11	3/18	5/7	2/3	0/2	4	6		

Goalkeepers		Saves							
No.	Name	S/S	%	6m	Wing	9m	7m	FB	BT
12	ARENHART Barbara	9/35	26	2/9	2/2	4/14	1/2	0/6	0/2
84	PESSOA Mayssa Raquel	1/7	14	0/1	1/2	0/2		0/1	0/1
Totals		10/42	24	2/10	3/4	4/16	1/2	0/7	0/3

NED - Netherlands

Players		Shots								Punishments			
No.	Name	G/S	%	6m	Wing	9m	7m	FB	BT	YC	2Min	RC	BC
6	van der HEIJDEN Laura	5/6	83	2/2		2/3	1/1						
8	ABBINGH Lois	5/7	71			5/7							
9	van OLPHEN Sanne												
10	SNELDER Danick	3/3	100	3/3						1			
13	BROCH Yvette	2/2	100	1/1				1/1					
17	GROOT Nycke	2/4	50			1/3			1/1	1	1		
18	DULFER Kelly	0/1	0			0/1				1	1		
21	GOOS Michelle												
23	JANKOVIC Jasmina												
24	SMEETS Martine	2/3	67		0/1			2/2					
26	MALESTEIN Angela	5/9	56	1/1	1/4			3/4					
30	LUCIANO Ailly												
33	WESTER Tess	1/1	100			1/1							
79	POLMAN Estavana	7/10	70	1/3		3/3	0/1	1/1	2/2				
Bench/Team													
Totals		32/46	70	8/10	1/5	12/18	1/2	7/8	3/3	3	2		

Goalkeepers		Saves							
No.	Name	S/S	%	6m	Wing	9m	7m	FB	BT
23	JANKOVIC Jasmina	0/1	0				0/1		
33	WESTER Tess	11/33	33	2/7	3/11	4/7	1/5	1/3	
Totals		11/34	32	2/7	3/11	4/7	1/6	1/3	

RUNNING SCORE

BRA - NED	
1st Half	
	0 (3) 1 POLMAN E
MARTINEZ A	1 (5) 1
	1 (7) 2 POLMAN E
	1 (7) 3 MALESTEIN A
FRANCA da SILVA F	2 (9) 3
MARTINEZ A	3 (12) 3
BELO AP	4 (13) 3
	4 (14) 4 van der HEIJDEN L
	4 (16) 5 SNELDER D
	4 (16) 6 SMEETS M
	4 (17) 7 MALESTEIN A
MARTINEZ A	5 (18) 7
	5 (22) 8 SMEETS M
ROCHA F	6 (23) 8
FACHINELLO D	7 (24) 8
	7 (24) 9 van der HEIJDEN L
	7 (25) 10 POLMAN E
FRANCA da SILVA F	8 (26) 10
	8 (27) 11 van der HEIJDEN L
FRANCA da SILVA F	9 (28) 11
	9 (29) 12 ABBINGH L
QUINTINO J	10 (29) 12
FRANCA da SILVA F	11 (30) 12

2nd Half	
	11 (31) 13 van der HEIJDEN L
	11 (33) 14 ABBINGH L
	11 (34) 15 MALESTEIN A
FRANCA da SILVA F	12 (35) 15
FRANCA da SILVA F	13 (35) 15
	13 (36) 16 ABBINGH L
	13 (38) 17 ABBINGH L
FRANCA da SILVA F	14 (38) 17
	14 (39) 18 GROOT N
BELO AP	15 (42) 18
	15 (42) 19 GROOT N
	15 (43) 20 BROCH Y
	15 (45) 21 BROCH Y
TALESKA E	16 (46) 21
	16 (46) 22 MALESTEIN A
MARTINEZ A	17 (48) 22
	17 (49) 23 POLMAN E
ROCHA F	18 (49) 23
MARTINEZ A	19 (50) 23
	19 (51) 24 van der HEIJDEN L
	19 (53) 25 ABBINGH L
ROCHA F	20 (53) 25
MARTINEZ A	21 (54) 25
	21 (55) 26 SNELDER D
BELO AP	22 (56) 26
	22 (57) 27 POLMAN E
	22 (58) 28 SNELDER D
ROCHA S	23 (58) 28
	23 (59) 29 POLMAN E
	23 (59) 30 WESTER T
	23 (60) 31 MALESTEIN A
	23 (60) 32 POLMAN E

Legend:

%	Efficiency	2Min	2 Minute Suspensions	6m	6-metre Shots	7m	7-metre Shots
9m	9-metre Shots	BT	Breakthroughs	BC	Blue Cards	FB	Fast Breaks
G/S	Goals/Shots	No.	Uniform Number	RC	Red Cards	S/S	Saves/Shots
Wing	Wing Shots	YC	Yellow Cards				



Match Team Statistics

Estatística da partida por equipe / Statistiques du match par équipe

Match 31

BRA 23 - 32 NED

(11 - 12) (12 - 20)

Referees: ROEN Guro / ARNTSEN Kjersti (NOR)

BRA - Brazil

Players		Shots								Offence		Defence		Punishments			TP	
No.	Name	G/S	%	6m	Wing	9m	7m	FB	BT	AS	TO	ST	BS	YC	2Min	RC		BC
2	DINIZ Fabiana	0/1	0	0/1								1						28:22
3	MARTINEZ Alexandra	6/8	75	2/2	3/5		1/1				1							38:35
4	ROCHA Samira	1/2	50	1/2											1			14:03
5	PIEPADE Daniela										1				1			31:07
7	LIMA de ARAUJO Tamires																	0:00
8	FRANCA da SILVA Fernanda	7/10	70		3/4	0/1	4/5			1	2			1	1			50:14
9	BELO Ana Paula	3/11	27	1/2	1/1	0/5	0/1	1/1	0/1	5	1	1						52:26
10	QUINTINO Jessica	1/2	50		1/1										1			22:47
12	ARENHART Barbara									1								48:11
15	ROCHA Francielle	3/6	50	1/1		1/4		1/1		4	2							34:34
18	TALESKA Eduarda	1/6	17			1/6				3	2		1	1	2			51:42
22	FIER de MOURA Mayara																	0:00
81	FACHINELLO Deonise	1/4	25	0/1		1/2			0/1	1	3			1				38:07
84	PESSOA Mayssa Raquel																	9:52
Bench/Team											1				1			
Totals		23/50	46	5/9	8/11	3/18	5/7	2/3	0/2	15	13	2	1	4	6			

Goalkeepers		Total Shots		6m Shots		Wing Shots		9m Shots		7m Shots		Fast Breaks		Breakthroughs	
No.	Name	S/S	%	S/S	%	S/S	%	S/S	%	S/S	%	S/S	%	S/S	%
12	ARENHART Barbara	9/35	26	2/9	22	2/2	100	4/14	29	1/2	50	0/6	0	0/2	0
84	PESSOA Mayssa Raquel	1/7	14	0/1	0	1/2	50	0/2	0			0/1	0	0/1	0
Totals		10/42	24	2/10	20	3/4	75	4/16	25	1/2	50	0/7	0	0/3	0

Team Shots	Goals	Saves	Missed	Post	Blocked	Total	%
6m Shots	5	2	1	1		9	56
Wing Shots	8	3				11	73
9m Shots	3	4	2	3	6	18	17
7m Shots	5	1	1		N/A	7	71
Fast Breaks	2	1				3	67
Breakthroughs				2		2	0
Totals	23	11	4	6	6	50	46

Number of Attacks: 55, Scoring Efficiency: 42%



Match Team Statistics

Estatística da partida por equipe / Statistiques du match par équipe

Match 31

BRA 23 - 32 NED

(11 - 12) (12 - 20)

Referees: ROEN Guro / ARNTSEN Kjersti (NOR)

BRA - Brazil

Shots Distribution

Players

Goals / Shots

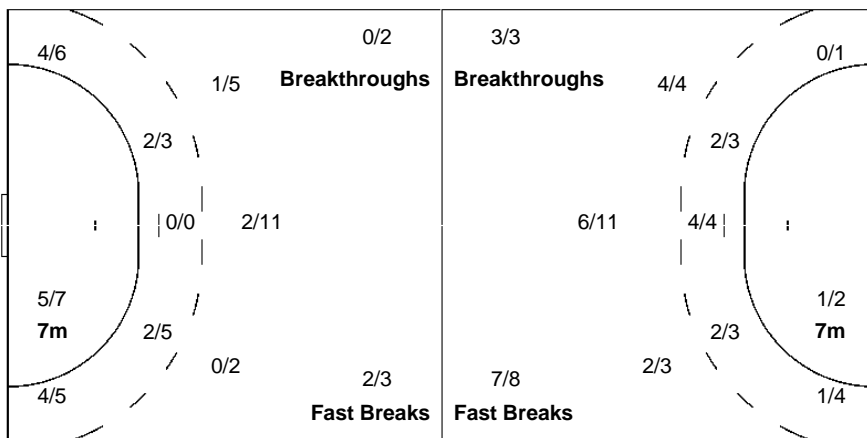
2 DINIZ F	3 MARTINEZ A	4 ROCHA S	5 PIEDADE D	7 LIMA de ARAUJO T	8 FRANCA da SILVA F	9 BELO AP
0/1	1/1				2/2	
	4/4	1/1			1/1 0/1 1/1	0/1
	1/2				3/4	1/2 2/2
		1-Missed			1-Missed	3-Post 3-Blocked

10 QUINTINO J	12 ARENHART B	15 ROCHA F	18 TALESKA E	22 FIER de MOURA M	81 FACHINELLO D	84 PESSOA MR
1/1		1/1 1/1	1/1		0/1	
		0/1			1/1	
		1/1	0/1			
		1-Missed	1-Blocked 1-Missed 1-Post 2-Blocked		2-Post	

Team
Goals / Shots

	4/5	2/2
2/4	0/1	2/4
6/6	2/4	5/8
4-Missed	6-Post	6-Blocked

Offence



Defence

Goalkeepers
Saves / Shots

1/7		0/5
0/1		1/2
2/10	3/8	3/9

12 ARENHART B

1/5		0/5
0/1		1/2
2/6	2/7	3/9

84 PESSOA MR

0/2		
0/4	1/1	



Match Team Statistics

Estatística da partida por equipe / Statistiques du match par équipe

Match 31

BRA 23 - 32 NED

(11 - 12) (12 - 20)

Referees: ROEN Guro / ARNTSEN Kjersti (NOR)

NED - Netherlands

Players		Shots								Offence		Defence		Punishments			TP	
No.	Name	G/S	%	6m	Wing	9m	7m	FB	BT	AS	TO	ST	BS	YC	2Min	RC		BC
6	van der HEIJDEN Laura	5/6	83	2/2		2/3	1/1			2	3		1					41:24
8	ABBINGH Lois	5/7	71			5/7				1	3		1					37:31
9	van OLPHEN Sanne																	0:00
10	SNELDER Danick	3/3	100	3/3									2	1				35:49
13	BROCH Yvette	2/2	100	1/1				1/1		1								24:11
17	GROOT Nycke	2/4	50			1/3			1/1	3	1	1		1	1			47:55
18	DULFER Kelly	0/1	0			0/1				2		1	2	1	1			35:54
21	GOOS Michelle																	0:00
23	JANKOVIC Jasmina																	0:00
24	SMEETS Martine	2/3	67		0/1			2/2										60:00
26	MALESTEIN Angela	5/9	56	1/1	1/4			3/4			3	1						60:00
30	LUCIANO Ailly																	0:00
33	WESTER Tess	1/1	100			1/1				1								59:00
79	POLMAN Estavana	7/10	70	1/3		3/3	0/1	1/1	2/2	1	3							18:16
Bench/Team																		
Totals		32/46	70	8/10	1/5	12/18	1/2	7/8	3/3	11	13	3	6	3	2			

Goalkeepers		Total Shots		6m Shots		Wing Shots		9m Shots		7m Shots		Fast Breaks		Breakthroughs	
No.	Name	S/S	%	S/S	%	S/S	%	S/S	%	S/S	%	S/S	%	S/S	%
23	JANKOVIC Jasmina	0/1	0							0/1	0				
33	WESTER Tess	11/33	33	2/7	29	3/11	27	4/7	57	1/5	20	1/3	33		
Totals		11/34	32	2/7	29	3/11	27	4/7	57	1/6	17	1/3	33		

Team Shots	Goals	Saves	Missed	Post	Blocked	Total	%
6m Shots	8	2				10	80
Wing Shots	1	3	1			5	20
9m Shots	12	4		1	1	18	67
7m Shots	1	1			N/A	2	50
Fast Breaks	7			1		8	88
Breakthroughs	3					3	100
Totals	32	10	1	2	1	46	70

Number of Attacks: 55, Scoring Efficiency: 58%



Match Team Statistics

Estatística da partida por equipe / Statistiques du match par équipe

Match 31

BRA 23 - 32 NED
(11 - 12) (12 - 20)

Referees: ROEN Guro / ARNTSEN Kjersti (NOR)

NED - Netherlands

Shots Distribution

Players

Goals / Shots

6 van der HEIJDEN L	8 ABBINGH L	9 van OLPHEN S	10 SNELDER D	13 BROCH Y	17 GROOT N	18 DULFER K
1/1		2/2		1/1	1/2	
	1/1					
1/2	2/2	1/1		1/1	1/1	0/1

1-Blocked

1-Post

21 GOOS M	23 JANKOVIC J	24 SMEETS M	26 MALESTEIN A	30 LUCIANO A	33 WESTER T	79 POLMAN E
		1/1	2/2	1/1		1/1
		1/1		0/1		
			2/2	0/2	1/1	0/1
						5/6


1-Missed

1-Post

Team
Goals / Shots

6/7		5/5
1/1		1/2
8/10	5/8	6/9

1-Missed 2-Post 1-Blocked



Goalkeepers
Saves / Shots

	1/5	0/2
2/4	1/1	2/4
0/6	2/4	3/8

23 JANKOVIC J

	0/1	

33 WESTER T

	1/4	0/2
2/4	1/1	2/4
0/6	2/4	3/8

Legend:

%	Efficiency	2Min	2 Minute Suspensions	6m	6 metre Shots	7m	7 metre Shots	9m	9 metre Shots
AS	Assists	BS	Blocked Shots	BT	Breakthroughs	BC	Blue Cards	FB	Fast Breaks
G/S	Goals/Shots	N/A	Not Applicable	No.	Uniform Number	RC	Red Cards	S/S	Saves/Shots
ST	Steals	TO	Turnover	TP	Time Played	Wing	Wing Shots	YC	Yellow Cards



Match Report

Relatório da partida / Rapport du match

Team A										Team B																			
A					SWE - Sweden					B					NOR - Norway														
played in					in the hall					on					at					Spectators		Match Number							
Rio de Janeiro					Future Arena					TUE 16 AUG 2016					17:00					6,756		32							
Half-time (30')		A		B		End of playing time		A		B		1st extra time		A		B		2nd extra time		A		B		After penalty throws		A		B	
		7		19				20		33																			
Number of 7m		A		Team time-out			Full name of players and officials										Team time-out			B		Number of 7m							
5/5				1	7:54	2	41:26	3																					
No.	Team A						G	YC	2'	RC	BC	No.	Team B						G	YC	2'	RC	BC						
1	BUNDTSEN Johanna											1	GRIMSBO Kari Aalvik																
3	TEGSTEDT Frida						1					2	MOLID Mari						1										
6	STROMBERG Karin											3	ARNTZEN Emilie Hegh						3										
7	BLOHM Linn						2					4	KRISTIANSEN Veronica						4	1									
8	ROBERTS Jamina						3					5	ALSTAD Ida																
9	SAND Louise						1					6	LOKE Heidi						5	1									
12	IDEHN Filippa											9	MORK Nora						4										
17	TORSTENSSON Linnea							1	1			10	OFTEDAL Stine Bredal						6										
20	GULLDEN Isabelle						9					14	FRAFJORD Marit Malm																
22	BLOMSTRAND Hanna						1					16	LUNDE Katrine																
24	HAGMAN Nathalie						3					18	KOREN Linn-Kristin Riegelhuth						1		1								
25	WALLEN Angelica											22	KURTOVIC Amanda						3										
27	JACOBSEN Sabina							1				23	HERREM Camilla						5										
29	ALM Jenny											24	SOLBERG Sanna						1										

Off.A	SIGNELL Henrik	1				Off.A	HERGEIRSSON Thorir				
Off.B	EKMAN Jan					Off.B	HOGDAHL Mia				
Off.C	WEDBERG Marie					Off.C	FROHOLDT Anne				
Off.E	LINDSKOG Ann					Off.D	SJOBakk Trond				

A	Signatures of responsables for the teams (Off.A)		B
TP	Remarks of referees / IHF Official		TP

Referees	Signatures		Signatures	
	BONAVENTURA C (FRA)		BONAVENTURA J (FRA)	
Technical Officials	Signatures		Signatures	
	TK: ALSEMGEEST M (NED)		SK: VARTANYAN S (RUS)	
IHF Official	Signatures		Signatures	
	HUELIN T (ESP)			

Number of 7m scored/awarded to team A resp. B, goals (G), yellow cards (YC), red cards (RC), blue cards (BC) and team penalty (TP)



Results
Resultados / Résultats

Match 32

SWE 20 - 33 NOR
(7 - 19) (13 - 14)

Referees: BONAVENTURA C (FRA) / BONAVENTURA J (FRA)

SWE - Sweden

Players		Shots								Punishments			
No.	Name	G/S	%	6m	Wing	9m	7m	FB	BT	YC	2Min	RC	BC
1	BUNDTSEN Johanna												
3	TEGSTEDT Frida	1/1	100	1/1									
6	STROMBERG Carin	0/2	0			0/2							
7	BLOHM Linn	2/6	33	2/6									
8	ROBERTS Jamina	3/6	50			2/4		0/1	1/1				
9	SAND Louise	1/2	50	1/1	0/1								
12	IDEHN Filippa												
17	TORSTENSSON Linnea	0/1	0						0/1	1	1		
20	GULLDEN Isabelle	9/11	82			1/3	5/5		3/3				
22	BLOMSTRAND Hanna	1/3	33		1/3								
24	HAGMAN Nathalie	3/8	38	0/1	0/1	1/2		2/3	0/1				
25	WALLEN Angelica	0/5	0	0/2					0/3				
27	JACOBSEN Sabina	0/1	0	0/1						1			
29	ALM Jenny	0/2	0			0/2							
	Bench/Team									1			
	Totals	20/48	42	4/12	1/5	4/13	5/5	2/4	4/9	3	1		

Goalkeepers		Saves							
No.	Name	S/S	%	6m	Wing	9m	7m	FB	BT
1	BUNDTSEN Johanna	5/24	21	0/5	1/4	2/4		2/6	0/5
12	IDEHN Filippa	9/23	39	2/6	3/6	1/2	1/3	0/1	2/5
	Totals	14/47	30	2/11	4/10	3/6	1/3	2/7	2/10

NOR - Norway

Players		Shots								Punishments			
No.	Name	G/S	%	6m	Wing	9m	7m	FB	BT	YC	2Min	RC	BC
1	GRIMSBO Kari Aalvik												
2	MOLID Mari	1/1	100					1/1					
3	ARNTZEN Emilie Hegh	3/6	50			1/4	1/1		1/1				
4	KRISTIANSEN Veronica	4/6	67			0/2			4/4	1			
5	ALSTAD Ida												
6	LOKE Heidi	5/7	71	4/5				1/2		1			
9	MORK Nora	4/9	44	3/3		1/3	0/1		0/2				
10	OFTEDAL Stine Bredal	6/7	86			1/1	1/2	1/1	3/3				
14	FRAFJORD Marit Malm												
16	LUNDE Katrine												
18	KOREN Linn-Kristin Riegelhuth	1/2	50		1/2						1		
22	KURTOVIC Amanda	3/6	50	0/1	2/4			1/1					
23	HERREM Camilla	5/7	71	2/2	2/3			1/2					
24	SOLBERG Sanna	1/1	100		1/1								
	Bench/Team												
	Totals	33/52	63	9/11	6/10	3/10	2/4	5/7	8/10	2	1		

Goalkeepers		Saves							
No.	Name	S/S	%	6m	Wing	9m	7m	FB	BT
1	GRIMSBO Kari Aalvik	18/32	56	6/9	3/3	3/6	0/2	2/4	4/8
16	LUNDE Katrine	3/9	33	0/1	1/2	1/2	0/3		1/1
	Totals	21/41	51	6/10	4/5	4/8	0/5	2/4	5/9

RUNNING SCORE
SWE - NOR

1st Half

0 (2) 1 KRISTIANSEN V
0 (3) 2 MORK N
0 (4) 3 LOKE H
0 (8) 4 MORK N
GULLDEN I 1 (9) 4
1 (9) 5 OFTEDAL SB
1 (10) 6 MOLID M
GULLDEN I 2 (11) 6
2 (11) 7 KURTOVIC A
2 (12) 8 OFTEDAL SB
2 (14) 9 KRISTIANSEN V
2 (15) 10 LOKE H
ROBERTS J 3 (16) 10
HAGMAN N 4 (16) 10
4 (17) 11 HERREM C
HAGMAN N 5 (18) 11
5 (20) 12 OFTEDAL SB
GULLDEN I 6 (20) 12
6 (22) 13 LOKE H
6 (23) 14 HERREM C
6 (25) 15 SOLBERG S
6 (25) 16 OFTEDAL SB
6 (27) 17 MORK N
6 (28) 18 OFTEDAL SB
6 (29) 19 KURTOVIC A
GULLDEN I 7 (29) 19

2nd Half

7 (33) 20 HERREM C
GULLDEN I 8 (34) 20
8 (34) 21 OFTEDAL SB
GULLDEN I 9 (35) 21
9 (38) 22 LOKE H
9 (40) 23 MORK N
BLOHM L 10 (41) 23
10 (41) 24 HERREM C
SAND L 11 (43) 24
11 (44) 25 KURTOVIC A
BLOHM L 12 (44) 25
ROBERTS J 13 (45) 25
13 (46) 26 HERREM C
ROBERTS J 14 (46) 26
14 (47) 27 LOKE H
14 (49) 28 ARNTZEN EH
GULLDEN I 15 (50) 28
15 (51) 29 KOREN LKR
GULLDEN I 16 (52) 29
BLOMSTRAND H 17 (54) 29
GULLDEN I 18 (55) 29
18 (56) 30 ARNTZEN EH
HAGMAN N 19 (58) 30
19 (58) 31 ARNTZEN EH
TEGSTEDT F 20 (59) 31
20 (59) 32 KRISTIANSEN V
20 (60) 33 KRISTIANSEN V

Legend:

%	Efficiency	2Min	2 Minute Suspensions	6m	6-metre Shots	7m	7-metre Shots
9m	9-metre Shots	BT	Breakthroughs	BC	Blue Cards	FB	Fast Breaks
G/S	Goals/Shots	No.	Uniform Number	RC	Red Cards	S/S	Saves/Shots
Wing	Wing Shots	YC	Yellow Cards				



Match Team Statistics

Estatística da partida por equipe / Statistiques du match par équipe

Match 32

SWE 20 - 33 NOR

(7 - 19) (13 - 14)

Referees: BONAVENTURA Charlotte / BONAVENTURA Julie (FRA)

SWE - Sweden

Players		Shots								Offence		Defence		Punishments			TP	
No.	Name	G/S	%	6m	Wing	9m	7m	FB	BT	AS	TO	ST	BS	YC	2Min	RC		BC
1	BUNDSEN Johanna																	30:01
3	TEGSTEDT Frida	1/1	100	1/1						1								19:44
6	STROMBERG Carin	0/2	0			0/2					1							6:59
7	BLOHM Linn	2/6	33	2/6							2	1	1					33:34
8	ROBERTS Jamina	3/6	50			2/4		0/1	1/1									16:53
9	SAND Louise	1/2	50	1/1	0/1					1	1	1						60:00
12	IDEHN Filippa										1							28:42
17	TORSTENSSON Linnea	0/1	0						0/1		3	2		1	1			24:30
20	GULLDEN Isabelle	9/11	82			1/3	5/5		3/3	3	1	1	1					53:13
22	BLOMSTRAND Hanna	1/3	33		1/3													21:49
24	HAGMAN Nathalie	3/8	38	0/1	0/1	1/2		2/3	0/1		1							60:00
25	WALLEN Angelica	0/5	0	0/2					0/3	2	3							38:00
27	JACOBSEN Sabina	0/1	0	0/1							1			1				13:32
29	ALM Jenny	0/2	0			0/2				1	2							13:03
Bench/Team														1				
Totals		20/48	42	4/12	1/5	4/13	5/5	2/4	4/9	8	16	5	2	3	1			

Goalkeepers		Total Shots		6m Shots		Wing Shots		9m Shots		7m Shots		Fast Breaks		Breakthroughs	
No.	Name	S/S	%	S/S	%	S/S	%	S/S	%	S/S	%	S/S	%	S/S	%
1	BUNDSEN Johanna	5/24	21	0/5	0	1/4	25	2/4	50			2/6	33	0/5	0
12	IDEHN Filippa	9/23	39	2/6	33	3/6	50	1/2	50	1/3	33	0/1	0	2/5	40
Totals		14/47	30	2/11	18	4/10	40	3/6	50	1/3	33	2/7	29	2/10	20

Team Shots	Goals	Saves	Missed	Post	Blocked	Total	%
6m Shots	4	6		1	1	12	33
Wing Shots	1	4				5	20
9m Shots	4	4	3		2	13	31
7m Shots	5				N/A	5	100
Fast Breaks	2	2				4	50
Breakthroughs	4	5				9	44
Totals	20	21	3	1	3	48	42

Number of Attacks: 60, Scoring Efficiency: 33%



Match Team Statistics

Estatística da partida por equipe / Statistiques du match par équipe

Match 32

SWE 20 - 33 NOR

(7 - 19) (13 - 14)

Referees: BONAVENTURA Charlotte / BONAVENTURA Julie (FRA)

SWE - Sweden

Shots Distribution

Players

Goals / Shots

1 BUNDSSEN J	3 TEGSTEDT F	6 STROMBERG C	7 BLOHM L	8 ROBERTS J	9 SAND L	12 IDEHN F
			0/1	0/1		
			1/1			
	1/1					
		0/1				
			1/1	1/1	0/1	
		1-Missed	1-Post	1-Missed		

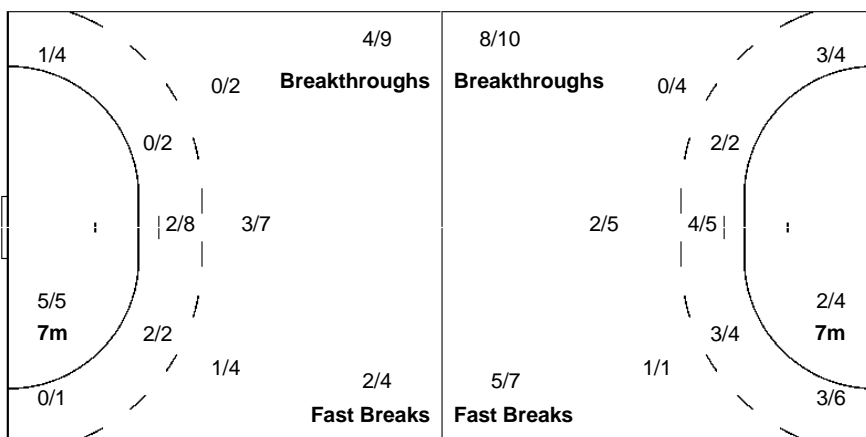
17 TORSTENSSON L	20 GULLDEN I	22 BLOMSTRAND H	24 HAGMAN N	25 WALLEN A	27 JACOBSEN S	29 ALM J
	2/2					
		0/2				
			0/1			0/1
0/1	2/2		2/3	0/1		
		1/1		0/1		
			1/2	0/2		
	1-Blocked		1-Missed	1-Blocked		1-Blocked

Team
Goals / Shots

2/4	0/2	2/4
1/3		1/3
6/12	1/1	7/12

3-Missed 1-Post 3-Blocked

Offence



Defence

Goalkeepers
Saves / Shots

1/6	0/1	0/2
2/3	2/2	1/5
3/14	1/4	4/10

1 BUNDSSEN J

0/5	0/1	0/1
1/1	1/1	0/2
2/8	0/2	1/3

12 IDEHN F

1/1		0/1
1/2	1/1	1/3
1/6	1/2	3/7



Match Team Statistics

Estatística da partida por equipe / Statistiques du match par équipe

Match 32

SWE 20 - 33 NOR

(7 - 19) (13 - 14)

Referees: BONAVENTURA Charlotte / BONAVENTURA Julie (FRA)

NOR - Norway

Players		Shots								Offence		Defence		Punishments			TP	
No.	Name	G/S	%	6m	Wing	9m	7m	FB	BT	AS	TO	ST	BS	YC	2Min	RC		BC
1	GRIMSBO Kari Aalvik										1							51:11
2	MOLID Mari	1/1	100					1/1										32:28
3	ARNTZEN Emilie Hegh	3/6	50			1/4	1/1		1/1	2	1		2					23:33
4	KRISTIANSEN Veronica	4/6	67			0/2			4/4	2	1			1				42:10
5	ALSTAD Ida																	9:03
6	LOKE Heidi	5/7	71	4/5				1/2		3	1			1				54:17
9	MORK Nora	4/9	44	3/3		1/3	0/1		0/2	1	2							31:00
10	OFTEDAL Stine Bredal	6/7	86			1/1	1/2	1/1	3/3	8	5	1						47:10
14	FRAFJORD Marit Malm																	0:23
16	LUNDE Katrine																	8:49
18	KOREN Linn-Kristin Riegelhuth	1/2	50		1/2										1			10:32
22	KURTOVIC Amanda	3/6	50	0/1	2/4			1/1		1	1							49:28
23	HERREM Camilla	5/7	71	2/2	2/3			1/2		1		3						41:17
24	SOLBERG Sanna	1/1	100		1/1					1		1						18:39
Bench/Team																		
Totals		33/52	63	9/11	6/10	3/10	2/4	5/7	8/10	19	12	5	2	2	1			

Goalkeepers		Total Shots		6m Shots		Wing Shots		9m Shots		7m Shots		Fast Breaks		Breakthroughs	
No.	Name	S/S	%	S/S	%	S/S	%	S/S	%	S/S	%	S/S	%	S/S	%
1	GRIMSBO Kari Aalvik	18/32	56	6/9	67	3/3	100	3/6	50	0/2	0	2/4	50	4/8	50
16	LUNDE Katrine	3/9	33	0/1	0	1/2	50	1/2	50	0/3	0			1/1	100
Totals		21/41	51	6/10	60	4/5	80	4/8	50	0/5	0	2/4	50	5/9	56

Team Shots	Goals	Saves	Missed	Post	Blocked	Total	%
6m Shots	9	2				11	82
Wing Shots	6	4				10	60
9m Shots	3	3	1	1	2	10	30
7m Shots	2	1	1		N/A	4	50
Fast Breaks	5	2				7	71
Breakthroughs	8	2				10	80
Totals	33	14	2	1	2	52	63

Number of Attacks: 60, Scoring Efficiency: 55%



Match Team Statistics

Estatística da partida por equipe / Statistiques du match par équipe

Match 32

SWE 20 - 33 NOR
(7 - 19) (13 - 14)

Referees: BONAVENTURA Charlotte / BONAVENTURA Julie (FRA)

NOR - Norway

Shots Distribution

Players

Goals / Shots


1 GRIMSBO KA	2 MOLID M	3 ARNTZEN EH	4 KRISTIANSEN V	5 ALSTAD I	6 LOKE H	9 MORK N
	1/1				1/1	1/1
			0/1	1/1	0/1	1/1
		1/1	2/2	1/1	2/2	1/1
		1-Missed 1-Post		1-Blocked		1-Blocked

10 OFTEDAL SB	14 FRAFJORD MM	16 LUNDE K	18 KOREN LKR	22 KURTOVIC A	23 HERREM C	24 SOLBERG S
2/2			0/1	1/1		
					1/1	
3/3			1/1	0/1	2/3	
1-Missed					1/3	1/1
					2/2	1/1

Team
Goals / Shots

5/6	1/1	2/2
1/3	0/2	4/5
11/14	3/4	6/10

2-Missed 1-Post 2-Blocked



Goalkeepers
Saves / Shots

2/4	2/2	2/4
2/3		2/3
6/12	0/1	5/12

1 GRIMSBO KA

2/2	1/1	1/3
2/3		1/2
6/9	0/1	5/11

16 LUNDE K

0/2	1/1	1/1
		1/1
0/3		0/1

Legend:

%	Efficiency	2Min	2 Minute Suspensions	6m	6 metre Shots	7m	7 metre Shots	9m	9 metre Shots
AS	Assists	BS	Blocked Shots	BT	Breakthroughs	BC	Blue Cards	FB	Fast Breaks
G/S	Goals/Shots	N/A	Not Applicable	No.	Uniform Number	RC	Red Cards	S/S	Saves/Shots
ST	Steals	TO	Turnover	TP	Time Played	Wing	Wing Shots	YC	Yellow Cards



Match Report
Relatório da partida / Rapport du match

Team A										Team B																			
A										B																			
ESP - Spain										FRA - France																			
played in					in the hall					on					at					Spectators		Match Number							
Rio de Janeiro					Future Arena					TUE 16 AUG 2016					13:30					6,153		33							
Half-time (30')		A		B		End of playing time		A		B		1st extra time		A		B		2nd extra time		A		B		After penalty throws		A		B	
		12		5				23		23				26		27													
Number of 7m		A		Team time-out						Full name of players and officials										Team time-out						B		Number of 7m	
6/6				1 29:44		2 39:32		3 56:55												1 13:33		2 49:47		3 53:52		7/7			
No.	Team A						G	YC	2'	RC	BC	No.	Team B						G	YC	2'	RC	BC						
2	LOPEZ Marta											1	GLAUSER Laura																
4	MARTIN Carmen						5		1			5	AYGLON SAURINA Camille						1										
9	MANGUE Marta						1		2			7	PINEAU Allison						5										
10	AGUILAR Macarena						1					8	LANDRE Laurisa						1										
12	NAVARRO Silvia											10	ZAADI DEUNA Grace																
14	CHAVEZ Elizabet						1	1	2	1		11	PROUVENSIER Marie							1									
17	PINEDO Elizabeth								1			12	LEYNAUD Amandine																
25	PENA Nerea						13					13	HOUETTE Manon																
27	GONZALEZ Lara								1	1		17	DEMBELE Siraba						4	1									
30	ELORZA Patricia						1		1			18	BULLEUX Chloe						1										
35	EGOZKUE Naiara											24	EDWIGE Beatrice						1		2								
44	HERNANDEZ Ainhoa											27	NZE-MINKO Estelle						1										
48	ZOQBI Darly											29	NIOMBLA Gnonsiane						6										
86	CABRAL Alexandrina						4	1				64	LACRABERE Alexandra						7										

Off.A	DUENAS Jorge	1				Off.A	KRUMBHOLZ Olivier				
Off.B	ETAYO Manuel					Off.B	BARADAT Eric				
Off.C	FLORES Cesareo					Off.C	JUIN Gerard				
Off.D	ONCINA Noelia					Off.D	LE NAOUR Annick				

A	Signatures of responsables for the teams (Off.A)		B
TP	Remarks of referees / IHF Official		TP

Referees	ALPAIDZE V (RUS)	Signatures	BEREZKINA T (RUS)	Signatures
Technical Officials	TK: HAGEN M (SWE)		SK: MITRUNEN P (FIN)	
IHF Official	JENSEN B (DEN)			

Number of 7m scored/awarded to team A resp. B, goals (G), yellow cards (YC), red cards (RC), blue cards (BC) and team penalty (TP)



Results
Resultados / Résultats

Match 33

ESP 26 - 27 FRA
(12 - 5) (11 - 18) (3 - 4)

Referees: ALPAIDZE V (RUS) / BEREZKINA T (RUS)

ESP - Spain

Players		Shots								Punishments			
No.	Name	G/S	%	6m	Wing	9m	7m	FB	BT	YC	2Min	RC	BC
2	LOPEZ Marta												
4	MARTIN Carmen	5/5	100		2/2		2/2	1/1				1	
9	MANGUE Marta	1/6	17	1/2		0/3			0/1		2		
10	AGUILAR Macarena	1/2	50						1/2				
12	NAVARRO Silvia												
14	CHAVEZ Elizabet	1/1	100	1/1						1	2	1	
17	PINEDO Elizabeth	0/4	0	0/1	0/2				0/1		1		
25	PENA Nerea	13/16	81	5/5		4/6	4/4	0/1					
27	GONZALEZ Lara									1	1		
30	ELORZA Patricia	1/1	100	1/1							1		
35	EGOZKUE Naiara												
44	HERNANDEZ Ainhoa												
48	ZOQBI Darly												
86	CABRAL Alexandrina	4/10	40	0/1		1/6			3/3	1			
Bench/Team										1			
Totals		26/45	58	8/11	2/4	5/15	6/6	1/2	4/7	4	8	1	

Goalkeepers		Saves							
No.	Name	S/S	%	6m	Wing	9m	7m	FB	BT
12	NAVARRO Silvia	14/38	37	4/11	2/5	4/6	0/4	4/7	0/5
48	ZOQBI Darly	0/3	0				0/3		
Totals		14/41	34	4/11	2/5	4/6	0/7	4/7	0/5

FRA - France

Players		Shots								Punishments			
No.	Name	G/S	%	6m	Wing	9m	7m	FB	BT	YC	2Min	RC	BC
1	GLAUSER Laura					1/1							
5	AYGLON SAURINA Camille	1/1	100			0/4	2/2						
7	PINEAU Allison	5/11	45	3/5									
8	LANDRE Laurisa	1/4	25	1/4									
10	ZAADI DEUNA Grace												
11	PROUVENSIER Marie	0/2	0		0/1			0/1		1			
12	LEYNAUD Amandine												
13	HOUETTE Manon												
17	DEMBELE Siraba	4/7	57		1/2	0/1		2/3	1/1	1			
18	BULLEUX Chloe	1/2	50		1/2								
24	EDWIGE Beatrice	1/1	100						1/1		2		
27	NZE-MINKO Estelle	1/2	50	1/1		0/1							
29	NIOMBLA Gnonsiane	6/7	86	0/1			4/4		2/2				
64	LACRABERE Alexandra	7/12	58	2/2	1/1	1/4	1/1	1/3	1/1				
Bench/Team													
Totals		27/49	55	7/13	3/6	2/11	7/7	3/7	5/5	2	2		

Goalkeepers		Saves							
No.	Name	S/S	%	6m	Wing	9m	7m	FB	BT
1	GLAUSER Laura	0/1	0				0/1		
12	LEYNAUD Amandine	10/35	29	3/11	1/3	6/11	0/5	0/1	0/4
Totals		10/36	28	3/11	1/3	6/11	0/6	0/1	0/4

RUNNING SCORE

ESP - FRA

1st Half

CABRAL A	1 (3') 0	
	1 (3') 1	NIOMBLA G
PENA N	2 (4') 1	
	2 (4') 2	LACRABERE A
PENA N	3 (5') 2	
MARTIN C	4 (5') 2	
	4 (7') 3	LACRABERE A
MANGUE M	5 (8') 3	
PENA N	6 (9') 3	
CABRAL A	7 (15') 3	
	7 (16') 4	DEMBELE S
PENA N	8 (17') 4	
	8 (18') 5	PINEAU A
PENA N	9 (21') 5	
ELORZA P	10 (22') 5	
MARTIN C	11 (27') 5	
MARTIN C	12 (28') 5	

2nd Half

	12 (32') 6	NIOMBLA G
PENA N	13 (34') 6	
	13 (34') 7	PINEAU A
	13 (35') 8	DEMBELE S
PENA N	14 (37') 8	
	14 (39') 9	LANDRE L
	14 (40') 10	BULLEUX C
MARTIN C	15 (42') 10	
	15 (42') 11	LACRABERE A
PENA N	16 (44') 11	
CHAVEZ E	17 (45') 11	
PENA N	18 (46') 11	
	18 (47') 12	AYGLON SAURINA C
	18 (47') 13	PINEAU A
	18 (49') 14	NIOMBLA G
CABRAL A	19 (49') 14	
	19 (49') 15	LACRABERE A
AGUILAR M	20 (50') 15	
	20 (51') 16	LACRABERE A
CABRAL A	21 (51') 16	
	21 (52') 17	NZE-MINKO E
	21 (53') 18	EDWIGE B
PENA N	22 (54') 18	
	22 (56') 19	NIOMBLA G
	22 (57') 20	DEMBELE S
PENA N	23 (58') 20	
	23 (58') 21	LACRABERE A
	23 (59') 22	LACRABERE A
	23 (60') 23	NIOMBLA G

1st Extra Time

	23 (63') 24	NIOMBLA G
PENA N	24 (64') 24	
	24 (65') 25	DEMBELE S
	24 (68') 26	PINEAU A
PENA N	25 (69') 26	
	25 (70') 27	PINEAU A
MARTIN C	26 (70') 27	

Legend:

%	Efficiency	2Min	2 Minute Suspensions	6m	6-metre Shots	7m	7-metre Shots
9m	9-metre Shots	BT	Breakthroughs	BC	Blue Cards	FB	Fast Breaks
G/S	Goals/Shots	No.	Uniform Number	RC	Red Cards	S/S	Saves/Shots
Wing	Wing Shots	YC	Yellow Cards				



Match Team Statistics

Estatística da partida por equipe / Statistiques du match par équipe

Match 33

ESP 26 - 27 FRA

(12 - 5) (11 - 18) (3 - 4)

Referees: ALPAIDZE Viktoriia / BEREZKINA Tatiana (RUS)

ESP - Spain

Players		Shots								Offence		Defence		Punishments			TP	
No.	Name	G/S	%	6m	Wing	9m	7m	FB	BT	AS	TO	ST	BS	YC	2Min	RC		BC
2	LOPEZ Marta																	20:53
4	MARTIN Carmen	5/5	100		2/2		2/2	1/1		1	2				1			48:47
9	MANGUE Marta	1/6	17	1/2		0/3				2	2				2			45:06
10	AGUILAR Macarena	1/2	50							1/2	5	1						20:11
12	NAVARRO Silvia											1						69:07
14	CHAVEZ Elizabet	1/1	100	1/1						1	2		1	1	2	1		38:21
17	PINEDO Elizabeth	0/4	0	0/1	0/2					0/1					1			61:02
25	PENA Nerea	13/16	81	5/5		4/6	4/4	0/1		1	6							38:27
27	GONZALEZ Lara													1	1			33:47
30	ELORZA Patricia	1/1	100	1/1											1			46:28
35	EGOZKUE Naiara									1								7:08
44	HERNANDEZ Ainhoa																	0:00
48	ZOQBI Darly																	0:53
86	CABRAL Alexandrina	4/10	40	0/1		1/6				3/3	2	4	1	2	1			59:50
Bench/Team															1			
Totals		26/45	58	8/11	2/4	5/15	6/6	1/2	4/7	13	18	1	3	4	8	1		

Goalkeepers		Total Shots		6m Shots		Wing Shots		9m Shots		7m Shots		Fast Breaks		Breakthroughs	
No.	Name	S/S	%	S/S	%	S/S	%	S/S	%	S/S	%	S/S	%	S/S	%
12	NAVARRO Silvia	14/38	37	4/11	36	2/5	40	4/6	67	0/4	0	4/7	57	0/5	0
48	ZOQBI Darly	0/3	0							0/3	0				
Totals		14/41	34	4/11	36	2/5	40	4/6	67	0/7	0	4/7	57	0/5	0

Team Shots	Goals	Saves	Missed	Post	Blocked	Total	%
6m Shots	8	3				11	73
Wing Shots	2	1	1			4	50
9m Shots	5	6		1	3	15	33
7m Shots	6				N/A	6	100
Fast Breaks	1			1		2	50
Breakthroughs	4		1	2		7	57
Totals	26	10	2	4	3	45	58

Number of Attacks: 60, Scoring Efficiency: 43%



Match Team Statistics

Estatística da partida por equipe / Statistiques du match par équipe

Match 33

ESP 26 - 27 FRA

(12 - 5) (11 - 18) (3 - 4)

Referees: ALPAIDZE Viktoriia / BEREZKINA Tatiana (RUS)

ESP - Spain

Shots Distribution

Players

Goals / Shots

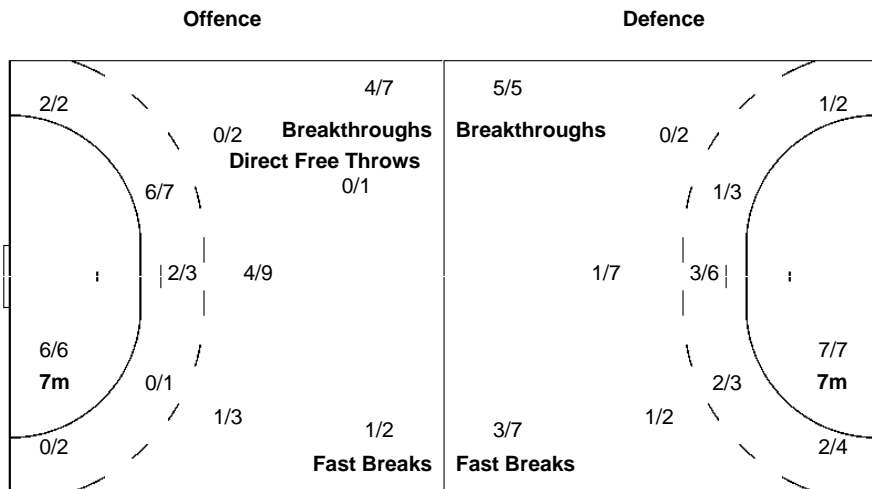
2 LOPEZ M	4 MARTIN C	9 MANGUE M	10 AGUILAR M	12 NAVARRO S	14 CHAVEZ E	17 PINEDO E
1/1	1/1	0/1				
1/1			1/1			0/1
	2/2	1/1			1/1	0/1
		1-Missed 1-Post 2-Blocked	1-Post			1-Missed 1-Post

25 PENA N	27 GONZALEZ L	30 ELORZA P	35 EGOZKUE N	44 HERNANDEZ A	48 ZOQBI D	86 CABRAL A
2/3	1/1	1/1				0/1
3/3		2/2				1/2
1/1	1/1	2/2				1/1
1-Post 1-Blocked						0/2

Team
Goals / Shots

3/5	2/2	1/4
6/8		3/5
3/3	1/2	7/7

2-Missed 4-Post 3-Blocked



Goalkeepers
Saves / Shots

3/9	1/2	1/3
3/4	1/1	1/2
1/11	1/5	2/4

12 NAVARRO S

3/8	1/2	1/3
3/4	1/1	1/2
1/10	1/5	2/3

48 ZOQBI D

0/1		
0/1		0/1



Match Team Statistics

Estatística da partida por equipe / Statistiques du match par équipe

Match 33

ESP 26 - 27 FRA

(12 - 5) (11 - 18) (3 - 4)

Referees: ALPAIDZE Viktoriia / BEREZKINA Tatiana (RUS)

FRA - France

Players		Shots								Offence		Defence		Punishments			TP	
No.	Name	G/S	%	6m	Wing	9m	7m	FB	BT	AS	TO	ST	BS	YC	2Min	RC		BC
1	GLAUSER Laura																	0:18
5	AYGLON SAURINA Camille	1/1	100			1/1				1								49:11
7	PINEAU Allison	5/11	45	3/5		0/4	2/2			5	5	1						63:09
8	LANDRE Laurisa	1/4	25	1/4														19:27
10	ZAADI DEUNA Grace																	0:00
11	PROUVENSIER Marie	0/2	0		0/1			0/1						1				24:55
12	LEYNAUD Amandine											1						69:13
13	HOUETTE Manon									1								15:22
17	DEMBELE Siraba	4/7	57		1/2	0/1		2/3	1/1		1			1				53:58
18	BULLEUX Chloe	1/2	50		1/2							2						17:48
24	EDWIGE Beatrice	1/1	100						1/1	1	1	2	2		2			53:10
27	NZE-MINKO Estelle	1/2	50	1/1		0/1				3	1							29:04
29	NIOMBLA Gnonsiane	6/7	86	0/1			4/4		2/2	2	3		1					36:27
64	LACRABERE Alexandra	7/12	58	2/2	1/1	1/4	1/1	1/3	1/1	3	3	1						57:58
Bench/Team																		
Totals		27/49	55	7/13	3/6	2/11	7/7	3/7	5/5	16	14	7	3	2	2			

Goalkeepers		Total Shots		6m Shots		Wing Shots		9m Shots		7m Shots		Fast Breaks		Breakthroughs	
No.	Name	S/S	%	S/S	%	S/S	%	S/S	%	S/S	%	S/S	%	S/S	%
1	GLAUSER Laura	0/1	0							0/1	0				
12	LEYNAUD Amandine	10/35	29	3/11	27	1/3	33	6/11	55	0/5	0	0/1	0	0/4	0
Totals		10/36	28	3/11	27	1/3	33	6/11	55	0/6	0	0/1	0	0/4	0

Team Shots	Goals	Saves	Missed	Post	Blocked	Total	%
6m Shots	7	4	1		1	13	54
Wing Shots	3	2		1		6	50
9m Shots	2	4	2	1	2	11	18
7m Shots	7				N/A	7	100
Fast Breaks	3	4				7	43
Breakthroughs	5					5	100
Totals	27	14	3	2	3	49	55

Number of Attacks: 58, Scoring Efficiency: 47%



Match Team Statistics

Estatística da partida por equipe / Statistiques du match par équipe

Match 33

ESP 26 - 27 FRA
(12 - 5) (11 - 18) (3 - 4)

Referees: ALPAIDZE Viktoriia / BEREZKINA Tatiana (RUS)

FRA - France

Shots Distribution

Players

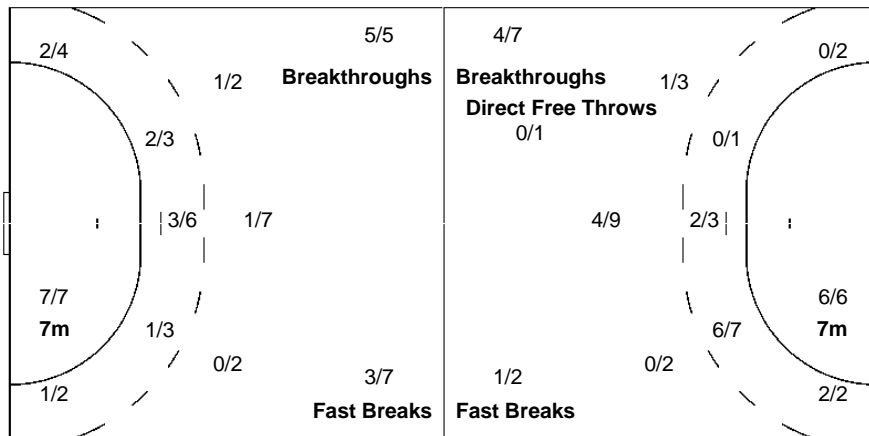
Goals / Shots

1 GLAUSER L	5 AYGLON SAURINA C	7 PINEAU A	8 LANDRE L	10 ZAADI DEUNA G	11 PROUVENSIER M	12 LEYNAUD A
		1/1	0/1		0/1	
		0/1 0/1 1/1				
	1/1	2/2	1/1 0/1 0/1			
		1-Missed 1-Post 2-Blocked			1-Post	
13 HOUETTE M	17 DEMBELE S	18 BULLEUX C	24 EDWIGE B	27 NZE-MINKO E	29 NIOMBLA G	64 LACRABERE A
	0/1	0/1	1/1	1/1	2/2	2/3 1/1 1/1
	0/1				1/1	0/1
	2/2 2/2 0/1	1/1			3/3	2/3 1/1
				1-Missed		1-Missed 1-Blocked

Team
Goals / Shots

6/9	1/2	2/3
1/4	0/1	1/2
10/11	4/5	2/4
3-Missed	2-Post	3-Blocked

Offence



Defence

Goalkeepers
Saves / Shots

2/5	0/2	3/4
2/8		2/5
0/3	1/2	0/7

1 GLAUSER L

		0/1

12 LEYNAUD A

2/5	0/2	3/4
2/8		2/5
0/3	1/2	0/6

Legend:

%	Efficiency	2Min	2 Minute Suspensions	6m	6 metre Shots	7m	7 metre Shots	9m	9 metre Shots
AS	Assists	BS	Blocked Shots	BT	Breakthroughs	BC	Blue Cards	FB	Fast Breaks
G/S	Goals/Shots	N/A	Not Applicable	No.	Uniform Number	RC	Red Cards	S/S	Saves/Shots
ST	Steals	TO	Turnover	TP	Time Played	Wing	Wing Shots	YC	Yellow Cards



Match Report
Relatório da partida / Rapport du match

Team A										Team B											
A					RUS - Russian Federation					B					ANG - Angola						
played in					in the hall					on					at					Match Number	
Rio de Janeiro					Future Arena					TUE 16 AUG 2016					20:30		7,010		34		
Half-time (30')	A	B	End of playing time		A	B	1st extra time		A	B	2nd extra time		A	B	After penalty throws		A	B			
	18	14			31	27															
Number of 7m	A	Team time-out			Full name of players and officials										Team time-out			B	Number of 7m		
		1	2	3											1	2	3				
	2/2	23:29	53:24	56:28									19:43	41:43		5/5					
No.	Team A				G	YC	2'	RC	BC	No.	Team B				G	YC	2'	RC	BC		
2	KUZNETSOVA Polina				5		1			1	BARBOSA Neide Marisa de P.										
7	DMITRIEVA Daria					1				2	NENGANGA Vilma Pegado										
8	SEN Anna				1					6	MACHADO Juliana Jose				3						
10	AKOPIAN Olga				3					8	MONTEIRO Lurdes Marcelina										
13	VYAKHIREVA Anna				3					9	BERNARDO Natalia Maria				8						
15	SUDAKOVA Marina				4					10	KASSOMA Albertina Cruz				1		1				
17	BOBROVNIKOVA Vladlena				4	1				11	KIALA Luisa				2						
21	ZHILINSKAYTE Victoria									15	CARLOS Azenaide Daniela				1	1					
22	MARENNIKOVA Ekaterina				3		1			16	ALMEIDA Teresa Patricia										
24	BLIZNOVA Irina				4					17	DOMBAXI Wuta Waco Bige				3		1				
33	ILINA Ekaterina				3					21	CAZANGA Magda Alfredo				1	1					
77	PETROVA Mayya				1		3			25	VENANCIO Liliana da Silva				1		1				
84	EROKHINA Tatiana									31	SANTOS Janete Viegas dos				1	1	1				
88	KALININA Viktoriia									90	GUIALO Isabel Evelize W.				6						

Off.A	TREFILOV Evgenii					Off.A	CRUZ Filipe de Carvalho				
Off.B	AKAPIAN Levon					Off.B	NETO Edgar Goncalves				
Off.C	ALMYASHEV Syait					Off.C	ABEL David				
Off.D	KRASHENINNIKOV Igor					Off.D	CAMPOS Maria Natalia				

A	Signatures of responsables for the teams (Off.A)		B
TP	Remarks of referees / IHF Official		TP

Referees	PINTO R (BRA)	Signatures	MENEZES N (BRA)	Signatures
Technical Officials	TK: REISINGER G (AUT)		SK: STASOVA J (SVK)	
IHF Official	HAGEN M (SWE)			

Number of 7m scored/awarded to team A resp. B, goals (G), yellow cards (YC), red cards (RC), blue cards (BC) and team penalty (TP)



Results
Resultados / Résultats

Match 34

RUS 31 - 27 ANG
(18 - 14) (13 - 13)

Referees: PINTO R (BRA) / MENEZES N (BRA)

RUS - Russian Federation

Players		Shots								Punishments			
No.	Name	G/S	%	6m	Wing	9m	7m	FB	BT	YC	2Min	RC	BC
2	KUZNETSOVA Polina	5/6	83		1/2								
7	DMITRIEVA Daria	0/1	0	0/1						1			
8	SEN Anna	1/1	100					1/1					
10	AKOPIAN Olga	3/6	50			3/6							
13	VYAKHIREVA Anna	3/5	60	1/2	0/1		2/2						
15	SUDAKOVA Marina	4/6	67	1/1				3/4	0/1				
17	BOBROVNIKOVA Vladlena	4/7	57	1/2		2/4			1/1	1			
21	ZHILINSKAYTE Victoria												
22	MARENNIKOVA Ekaterina	3/3	100	1/1				1/1	1/1		1		
24	BLIZNOVA Irina	4/9	44		0/1	2/5			2/3				
33	ILINA Ekaterina	3/5	60	2/2		1/2			0/1				
77	PETROVA Mayya	1/1	100	1/1							3		
84	EROKHINA Tatiana												
88	KALININA Viktoriia												
Bench/Team													
Totals		31/50	62	7/10	1/4	8/17	2/2	6/7	7/10	2	5		

Goalkeepers		Saves							
No.	Name	S/S	%	6m	Wing	9m	7m	FB	BT
84	EROKHINA Tatiana	4/18	22	1/7	1/3	1/3	0/3		1/2
88	KALININA Viktoriia	3/16	19	0/3		3/6	0/2	0/2	0/3
Totals		7/34	21	1/10	1/3	4/9	0/5	0/2	1/5

ANG - Angola

Players		Shots								Punishments			
No.	Name	G/S	%	6m	Wing	9m	7m	FB	BT	YC	2Min	RC	BC
1	BARBOSA Neide Marisa de P.												
2	NENGANGA Vilma Pegado												
6	MACHADO Juliana Jose	3/4	75	1/1	1/1	0/1		1/1					
8	MONTEIRO Lurdes Marcelina	0/2	0		0/2								
9	BERNARDO Natalia Maria	8/10	80	3/3		0/2	3/3		2/2				
10	KASSOMA Albertina Cruz	1/1	100	1/1							1		
11	KIALA Luisa	2/2	100			2/2							
15	CARLOS Azenaide Daniela	1/7	14	0/3		0/2		1/1	0/1	1			
16	ALMEIDA Teresa Patricia												
17	DOMBAXI Wuta Waco Bige	3/6	50			1/3			2/3		1		
21	CAZANGA Magda Alfredo	1/4	25			1/4				1			
25	VENANCIO Liliiana da Silva	1/1	100	1/1							1		
31	SANTOS Janete Viegas dos	1/2	50		1/2					1	1		
90	GUIALO Isabel Evelize W.	6/13	46	3/4		1/7	2/2						
Bench/Team													
Totals		27/52	52	9/13	2/5	5/21	5/5	2/2	4/6	3	4		

Goalkeepers		Saves							
No.	Name	S/S	%	6m	Wing	9m	7m	FB	BT
1	BARBOSA Neide Marisa de P.	1/7	14	0/1	1/1	0/1	0/1	0/1	0/2
16	ALMEIDA Teresa Patricia	9/34	26	3/9	1/2	4/11	0/1	0/5	1/6
Totals		10/41	24	3/10	2/3	4/12	0/2	0/6	1/8

RUNNING SCORE
RUS - ANG

1st Half	
KUZNETSOVA P	0 (2) 1
SUDAKOVA M	1 (2) 1
SUDAKOVA M	1 (3) 2
SUDAKOVA M	2 (4) 2
SUDAKOVA M	2 (5) 3
SUDAKOVA M	3 (6) 3
SUDAKOVA M	3 (6) 4
SUDAKOVA M	4 (7) 4
KUZNETSOVA P	5 (8) 4
SUDAKOVA M	6 (10) 4
SUDAKOVA M	6 (10) 5
SUDAKOVA M	6 (12) 6
SUDAKOVA M	6 (13) 7
BOBROVNIKOVA V	7 (14) 7
ILINA E	8 (15) 7
SEN A	9 (16) 7
SUDAKOVA M	9 (16) 8
SUDAKOVA M	9 (17) 9
BOBROVNIKOVA V	10 (18) 9
KUZNETSOVA P	11 (20) 9
SUDAKOVA M	11 (21) 10
VYAKHIREVA A	12 (21) 10
PETROVA M	13 (22) 10
SUDAKOVA M	13 (22) 11
SUDAKOVA M	13 (24) 12
ILINA E	14 (24) 12
MARENNIKOVA E	15 (25) 12
SUDAKOVA M	15 (25) 13
AKOPIAN O	16 (26) 13
AKOPIAN O	17 (29) 13
SUDAKOVA M	17 (29) 14
MARENNIKOVA E	18 (30) 14
2nd Half	
BOBROVNIKOVA V	19 (31) 14
SUDAKOVA M	19 (31) 15
VYAKHIREVA A	20 (32) 15
SUDAKOVA M	20 (33) 16
KUZNETSOVA P	21 (33) 16
BLIZNOVA I	22 (34) 16
SUDAKOVA M	22 (36) 17
SUDAKOVA M	22 (37) 18
SUDAKOVA M	22 (39) 19
KUZNETSOVA P	23 (39) 19
BLIZNOVA I	24 (42) 19
BOBROVNIKOVA V	25 (44) 19
MARENNIKOVA E	26 (45) 19
ILINA E	27 (46) 19
SUDAKOVA M	27 (47) 20
SUDAKOVA M	27 (49) 21
BLIZNOVA I	28 (50) 21
SUDAKOVA M	28 (51) 22
AKOPIAN O	29 (52) 22
SUDAKOVA M	29 (52) 23
BLIZNOVA I	30 (53) 23
SUDAKOVA M	30 (53) 24
SUDAKOVA M	30 (55) 25
SUDAKOVA M	30 (56) 26
SUDAKOVA M	30 (58) 27
VYAKHIREVA A	31 (60) 27

Legend:	% Efficiency	2Min 2 Minute Suspensions	6m 6-metre Shots	7m 7-metre Shots
9m 9-metre Shots	BT Breakthroughs	BC Blue Cards	FB Fast Breaks	
G/S Goals/Shots	No. Uniform Number	RC Red Cards	S/S Saves/Shots	
Wing Wing Shots	YC Yellow Cards			



Match Team Statistics

Estatística da partida por equipe / Statistiques du match par équipe

Match 34

RUS 31 - 27 ANG

(18 - 14) (13 - 13)

Referees: PINTO Rogério / MENEZES Nilson (BRA)

RUS - Russian Federation

Players		Shots								Offence		Defence		Punishments			TP	
No.	Name	G/S	%	6m	Wing	9m	7m	FB	BT	AS	TO	ST	BS	YC	2Min	RC		BC
2	KUZNETSOVA Polina	5/6	83		1/2			1/1	3/3		1				1			38:58
7	DMITRIEVA Daria	0/1	0	0/1							1		1	1				14:17
8	SEN Anna	1/1	100					1/1					1					34:36
10	AKOPIAN Olga	3/6	50			3/6				1								20:15
13	VYAKHIREVA Anna	3/5	60	1/2	0/1		2/2			3	4							25:39
15	SUDAKOVA Marina	4/6	67	1/1				3/4	0/1									45:03
17	BOBROVNIKOVA Vladlena	4/7	57	1/2		2/4				1/1	4	1		1				39:07
21	ZHILINSKAYTE Victoria										1		4					21:59
22	MARENNIKOVA Ekaterina	3/3	100	1/1				1/1	1/1				1		1			24:17
24	BLIZNOVA Irina	4/9	44		0/1	2/5			2/3		2							32:15
33	ILINA Ekaterina	3/5	60	2/2		1/2			0/1	1	2							31:29
77	PETROVA Mayya	1/1	100	1/1						1					3			32:05
84	EROKHINA Tatiana									1								30:26
88	KALININA Viktoriia									2								29:34
Bench/Team																		
Totals		31/50	62	7/10	1/4	8/17	2/2	6/7	7/10	13	12		7	2	5			

Goalkeepers		Total Shots		6m Shots		Wing Shots		9m Shots		7m Shots		Fast Breaks		Breakthroughs	
No.	Name	S/S	%	S/S	%	S/S	%	S/S	%	S/S	%	S/S	%	S/S	%
84	EROKHINA Tatiana	4/18	22	1/7	14	1/3	33	1/3	33	0/3	0			1/2	50
88	KALININA Viktoriia	3/16	19	0/3	0			3/6	50	0/2	0	0/2	0	0/3	0
Totals		7/34	21	1/10	10	1/3	33	4/9	44	0/5	0	0/2	0	1/5	20

Team Shots	Goals	Saves	Missed	Post	Blocked	Total	%
6m Shots	7	3				10	70
Wing Shots	1	2	1			4	25
9m Shots	8	4	3		2	17	47
7m Shots	2				N/A	2	100
Fast Breaks	6			1		7	86
Breakthroughs	7	1	1	1		10	70
Totals	31	10	5	2	2	50	62

Number of Attacks: 61, Scoring Efficiency: 51%



Match Team Statistics

Estatística da partida por equipe / Statistiques du match par équipe

Match 34

RUS 31 - 27 ANG

(18 - 14) (13 - 13)

Referees: PINTO Rogério / MENEZES Nilson (BRA)

RUS - Russian Federation

Shots Distribution

Players

Goals / Shots

2 KUZNETSOVA P			7 DMITRIEVA D			8 SEN A			10 AKOPIAN O			13 VYAKHIREVA A			15 SUDAKOVA M			17 BOBROVNIKOVA V		
1/1	1/1	1/1								0/1		2/2		1/1		1/1				
			0/1						1/1					0/1						
	1/2	1/1						1/1	1/1		1/1					2/2	1/1	3/5	1/1	0/1

1-Missed

1-Blocked 1-Missed

2-Post

21 ZHILINSKAYE V			22 MARENNIKOVA E			24 BLIZNOVA I			33 ILINA E			77 PETROVA M			84 EROKHINA T			88 KALININA V		
					1/1						1/1									
						1/1		1/2			2/2									
				2/2			2/3		0/1			1/1								

2-Missed

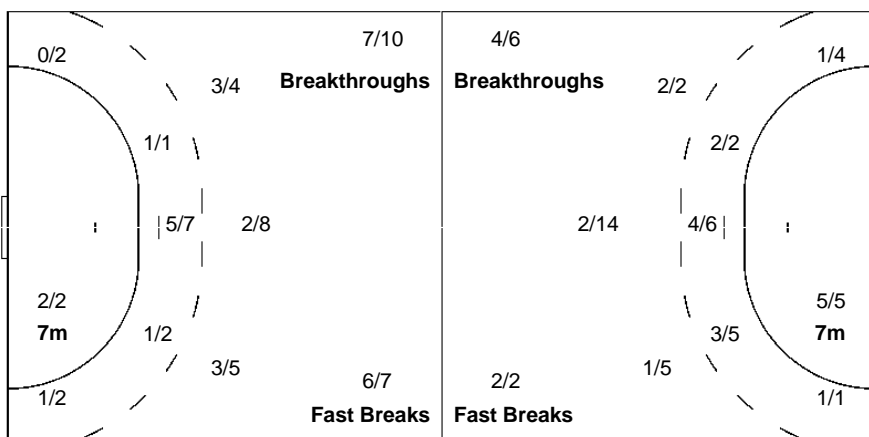
1-Blocked 1-Missed

Team
Goals / Shots

3/3	2/3	3/3
2/3		4/6
5/8	8/10	4/5

5-Missed 2-Post 2-Blocked

Offence



Defence

Goalkeepers
Saves / Shots

0/1	2/7	0/4
3/4		0/1
1/12	0/3	1/2

84 EROKHINA T

	1/3	0/2
2/3		
1/8	0/1	0/1

88 KALININA V

0/1	1/4	0/2
1/1		0/1
0/4	0/2	1/1



Match Team Statistics

Estatística da partida por equipe / Statistiques du match par équipe

Match 34

RUS 31 - 27 ANG

(18 - 14) (13 - 13)

Referees: PINTO Rogério / MENEZES Nilson (BRA)

ANG - Angola

Players		Shots								Offence		Defence		Punishments			TP	
No.	Name	G/S	%	6m	Wing	9m	7m	FB	BT	AS	TO	ST	BS	YC	2Min	RC		BC
1	BARBOSA Neide Marisa de P.																	12:48
2	NENGANGA Vilma Pegado										1							2:37
6	MACHADO Juliana Jose	3/4	75	1/1	1/1	0/1		1/1				1						58:06
8	MONTEIRO Lurdes Marcelina	0/2	0		0/2													10:54
9	BERNARDO Natalia Maria	8/10	80	3/3		0/2	3/3		2/2	2	4	1						49:03
10	KASSOMA Albertina Cruz	1/1	100	1/1						2	1		1		1			33:05
11	KIALA Luisa	2/2	100			2/2				4	1							16:09
15	CARLOS Azenaide Daniela	1/7	14	0/3		0/2		1/1	0/1	1	2			1				21:07
16	ALMEIDA Teresa Patricia																	47:46
17	DOMBAXI Wuta Waco Bige	3/6	50			1/3			2/3	1	3				1			33:55
21	CAZANGA Magda Alfredo	1/4	25			1/4								1				30:41
25	VENANCIO Liliana da Silva	1/1	100	1/1						1			1		1			26:55
31	SANTOS Janete Viegas dos	1/2	50		1/2									1	1			45:14
90	GUIALO Isabel Evelize W.	6/13	46	3/4		1/7	2/2			1	1							31:40
Bench/Team																		
Totals		27/52	52	9/13	2/5	5/21	5/5	2/2	4/6	12	13	2	2	3	4			

Goalkeepers		Total Shots		6m Shots		Wing Shots		9m Shots		7m Shots		Fast Breaks		Breakthroughs	
No.	Name	S/S	%	S/S	%	S/S	%	S/S	%	S/S	%	S/S	%	S/S	%
1	BARBOSA Neide Marisa de P.	1/7	14	0/1	0	1/1	100	0/1	0	0/1	0	0/1	0	0/2	0
16	ALMEIDA Teresa Patricia	9/34	26	3/9	33	1/2	50	4/11	36	0/1	0	0/5	0	1/6	17
Totals		10/41	24	3/10	30	2/3	67	4/12	33	0/2	0	0/6	0	1/8	13

Team Shots	Goals	Saves	Missed	Post	Blocked	Total	%
6m Shots	9	1	1	1	1	13	69
Wing Shots	2	1	2			5	40
9m Shots	5	4	2	4	6	21	24
7m Shots	5				N/A	5	100
Fast Breaks	2					2	100
Breakthroughs	4	1	1			6	67
Totals	27	7	6	5	7	52	52

Number of Attacks: 61, Scoring Efficiency: 44%



Match Team Statistics

Estatística da partida por equipe / Statistiques du match par équipe

Match 34

RUS 31 - 27 ANG

(18 - 14) (13 - 13)

Referees: PINTO Rogério / MENEZES Nilson (BRA)

ANG - Angola

Shots Distribution

Players

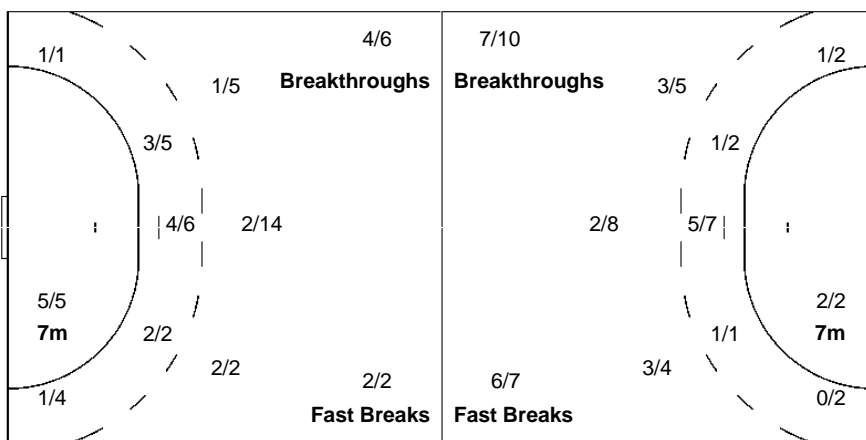
Goals / Shots

1 BARBOSA NMDP	2 NENGANGA VP	6 MACHADO JJ	8 MONTEIRO LM	9 BERNARDO NM	10 KASSOMA AC	11 KIALA L
0/0	0/0	1/1	0/0	1/1	1/1	1/1
0/0	0/0	2/2	0/0	1/2	0/0	0/0
		1-Post	2-Missed	1-Blocked		
15 CARLOS AD	16 ALMEIDA TP	17 DOMBAXI WWB	21 CAZANGA MA	25 VENANCIO LDS	31 SANTOS JVD	90 GUIALO IEW
0/2	0/0	0/0	1/1	0/0	0/1	2/3
1/2	0/0	1/1	0/0	1/1	0/0	2/2
2-Post 1-Blocked		2-Missed 1-Blocked	3-Blocked		1/1	2-Missed 2-Post 1-Blocked

Team
Goals / Shots

1/1	5/7	4/4
1/4		1/1
11/12	3/3	1/2
6-Missed	5-Post	7-Blocked

Offence



Defence

Goalkeepers
Saves / Shots

0/3	1/3	0/3
1/3		2/6
3/8	2/10	1/5

1 BARBOSA NMDP

0/1		
		0/1
0/1	1/3	0/1

16 ALMEIDA TP

0/2	1/3	0/3
1/3		2/5
3/7	1/7	1/4

Legend:	% Efficiency	2Min 2 Minute Suspensions	6m 6 metre Shots	7m 7 metre Shots	9m 9 metre Shots
AS Assists	BS Blocked Shots	BT Breakthroughs	BC Blue Cards	FB Fast Breaks	
G/S Goals/Shots	N/A Not Applicable	No. Uniform Number	RC Red Cards	S/S Saves/Shots	
ST Steals	TO Turnover	TP Time Played	Wing Wing Shots	YC Yellow Cards	



Match Report
Relatório da partida / Rapport du match

Team A										Team B																			
A					NED - Netherlands					B					FRA - France														
played in					in the hall					on					at					Spectators		Match Number							
Rio de Janeiro					Future Arena					THU 18 AUG 2016					15:30					8,702		35							
Half-time (30')		A		B		End of playing time		A		B		1st extra time		A		B		2nd extra time		A		B		After penalty throws		A		B	
Number of 7m		A		Team time-out				Full name of players and officials				Team time-out		B		Number of 7m													
3/4		1		29:44		3		59:37				1		18:11		2		44:50		3		55:25		3/4					
No.	Team A						G	YC	2'	RC	BC	No.	Team B						G	YC	2'	RC	BC						
6	van der HEIJDEN Laura						8	1				1	GLAUSER Laura																
8	ABBINGH Lois						1					5	AYGLON SAURINA Camille						1	1	1								
9	van OLPHEN Sanne						1					7	PINEAU Allison						7										
10	SNELDER Danick						2	1				8	LANDRE Laurisa						1										
13	BROCH Yvette						1					10	ZAADI DEUNA Grace																
17	GROOT Nycke						3					11	PROUVENSIER Marie						1										
18	DULFER Kelly											12	LEYNAUD Amandine																
21	GOOS Michelle						2		1			13	HOUETTE Manon																
23	JANKOVIC Jasmina											17	DEMBELE Siraba						3	1									
24	SMEETS Martine						2					18	BULLEUX Chloe																
26	MALESTEIN Angela						1	1				24	EDWIGE Beatrice						1		1								
30	LUCIANO Ailly								1			27	NZE-MINKO Estelle						1										
33	WESTER Tess											29	NIOMBLA Gnonsiane						3		1								
79	POLMAN Estavana						2					64	LACRABERE Alexandra						6										

Off.A	GROENER Henk					Off.A	KRUMBHOLZ Olivier				
Off.B	PORTENGEN Peter					Off.B	BARADAT Eric				
Off.C	KLIJN Debbie					Off.C	JUIN Gerard				
Off.D	HEISEN Jelle					Off.E	LAGNIAUX Franck				

A	Signatures of responsables for the teams (Off.A)		B
TP	Remarks of referees / IHF Official		TP

Referees	Signatures		Signatures	
	KOO B (KOR)		LEE S (KOR)	
Technical Officials	Signatures		Signatures	
	TK: ADJEMIAN T (ARG)		SK: FADIGA N (CIV)	
IHF Official	Signatures		Signatures	
	HAGEN M (SWE)			

Number of 7m scored/awarded to team A resp. B, goals (G), yellow cards (YC), red cards (RC), blue cards (BC) and team penalty (TP)



Results
Resultados / Résultats

Match 35

NED 23 - 24 FRA
(13 - 17) (10 - 7)

Referees: KOO B (KOR) / LEE S (KOR)

NED - Netherlands

Players		Shots								Punishments			
No.	Name	G/S	%	6m	Wing	9m	7m	FB	BT	YC	2Min	RC	BC
6	van der HEIJDEN Laura	8/11	73	1/2		3/4	2/3	1/1	1/1	1			
8	ABBINGH Lois	1/4	25			1/4							
9	van OLPHEN Sanne	1/1	100			1/1							
10	SNELDER Danick	2/2	100	1/1				1/1		1			
13	BROCH Yvette	1/1	100	1/1									
17	GROOT Nycke	3/11	27	0/1		1/7		1/1	1/2				
18	DULFER Kelly												
21	GOOS Michelle	2/2	100					2/2			1		
23	JANKOVIC Jasmina												
24	SMEETS Martine	2/3	67		0/1			2/2					
26	MALESTEIN Angela	1/4	25		1/2			0/2		1			
30	LUCIANO Ailly	0/1	0		0/1						1		
33	WESTER Tess	0/1	0			0/1							
79	POLMAN Estavana	2/6	33	1/2		0/3	1/1						
Bench/Team													
Totals		23/47	49	4/7	1/4	6/20	3/4	7/9	2/3	3	2		

Goalkeepers		Saves							
No.	Name	S/S	%	6m	Wing	9m	7m	FB	BT
23	JANKOVIC Jasmina	0/4	0	0/1		0/1		0/1	0/1
33	WESTER Tess	16/36	44	2/10	0/2	13/18	1/4	0/1	0/1
Totals		16/40	40	2/11	0/2	13/19	1/4	0/2	0/2

FRA - France

Players		Shots								Punishments			
No.	Name	G/S	%	6m	Wing	9m	7m	FB	BT	YC	2Min	RC	BC
1	GLAUSER Laura												
5	AYGLON SAURINA Camille	1/1	100		1/1					1	1		
7	PINEAU Allison	7/14	50	2/3		2/7	3/4						
8	LANDRE Laurisa	1/1	100	1/1									
10	ZAADI DEUNA Grace												
11	PROUVENSIER Marie	1/2	50		1/1	0/1							
12	LEYNAUD Amandine	0/1	0			0/1							
13	HOUETTE Manon	0/1	0		0/1								
17	DEMBELE Siraba	3/4	75	2/2		0/1		1/1		1			
18	BULLEUX Chloe												
24	EDWIGE Beatrice	1/1	100					1/1			1		
27	NZE-MINKO Estelle	1/4	25			0/3			1/1				
29	NIOMBLA Gnonsiane	3/5	60	1/2		2/3					1		
64	LACRABERE Alexandra	6/11	55	3/3		2/7			1/1				
Bench/Team													
Totals		24/45	53	9/11	2/3	6/23	3/4	2/2	2/2	2	3		

Goalkeepers		Saves							
No.	Name	S/S	%	6m	Wing	9m	7m	FB	BT
1	GLAUSER Laura	5/7	71	2/2	1/1	1/1	0/1	1/2	
12	LEYNAUD Amandine	9/30	30	1/5	0/1	6/12	0/2	1/7	1/3
Totals		14/37	38	3/7	1/2	7/13	0/3	2/9	1/3

RUNNING SCORE	
NED - FRA	
1st Half	
MALESTEIN A	1 (1) 0
	1 (2) 1 PINEAU A
	1 (3) 2 NIOMBLA G
van der HEIJDEN L	2 (3) 2
SMEETS M	3 (4) 2
SMEETS M	4 (5) 2
	4 (5) 3 PINEAU A
POLMAN E	5 (6) 3
	5 (7) 4 LACRABERE A
	5 (9) 5 PINEAU A
	5 (10) 6 LACRABERE A
van der HEIJDEN L	6 (11) 6
	6 (12) 7 LACRABERE A
	6 (13) 8 LACRABERE A
	6 (13) 9 EDWIGE B
GROOT N	7 (14) 9
GROOT N	8 (15) 9
	8 (16) 10 PINEAU A
van der HEIJDEN L	9 (17) 10
	9 (17) 11 NZE-MINKO E
BROCH Y	10 (18) 11
van der HEIJDEN L	11 (18) 11
	11 (21) 12 LACRABERE A
	11 (22) 13 PROUVENSIER M
	11 (24) 14 DEMBELE S
van der HEIJDEN L	12 (25) 14
	12 (26) 15 LANDRE L
	12 (27) 16 NIOMBLA G
GROOT N	13 (28) 16
	13 (30) 17 DEMBELE S
2nd Half	
POLMAN E	14 (32) 17
	14 (33) 18 PINEAU A
GOOS M	15 (34) 18
	15 (35) 19 NIOMBLA G
van der HEIJDEN L	16 (40) 19
GOOS M	17 (41) 19
	17 (41) 20 PINEAU A
van der HEIJDEN L	18 (42) 20
	18 (43) 21 DEMBELE S
van OLPHEN S	19 (44) 21
	19 (45) 22 AYGLON SAURINA C
SNELDER D	20 (45) 22
ABBINGH L	21 (47) 22
	21 (47) 23 LACRABERE A
SNELDER D	22 (50) 23
	22 (52) 24 PINEAU A
van der HEIJDEN L	23 (57) 24

Legend:	2Min 2 Minute Suspensions	6m 6-metre Shots	7m 7-metre Shots
% Efficiency	BT Breakthroughs	BC Blue Cards	FB Fast Breaks
9m 9-metre Shots	No. Uniform Number	RC Red Cards	S/S Saves/Shots
G/S Goals/Shots	YC Yellow Cards		
Wing Wing Shots			



Match Team Statistics

Estatística da partida por equipe / Statistiques du match par équipe

Match 35

NED 23 - 24 FRA

(13 - 17) (10 - 7)

Referees: KOO Bonok / LEE Seok (KOR)

NED - Netherlands

Players		Shots								Offence		Defence		Punishments			TP	
No.	Name	G/S	%	6m	Wing	9m	7m	FB	BT	AS	TO	ST	BS	YC	2Min	RC		BC
6	van der HEIJDEN Laura	8/11	73	1/2		3/4	2/3	1/1	1/1	2	1			1				50:27
8	ABBINGH Lois	1/4	25			1/4				2	1							24:49
9	van OLPHEN Sanne	1/1	100			1/1												2:26
10	SNELDER Danick	2/2	100	1/1				1/1		1		1		1				39:11
13	BROCH Yvette	1/1	100	1/1						1	2	1						21:28
17	GROOT Nycke	3/11	27	0/1		1/7		1/1	1/2	1	3							48:57
18	DULFER Kelly									2	1	2						39:20
21	GOOS Michelle	2/2	100					2/2							1			32:38
23	JANKOVIC Jasmina																	5:46
24	SMEETS Martine	2/3	67		0/1			2/2										30:56
26	MALESTEIN Angela	1/4	25		1/2			0/2			1			1				29:17
30	LUCIANO Ailly	0/1	0		0/1											1		31:03
33	WESTER Tess	0/1	0			0/1				2	2							51:29
79	POLMAN Estavana	2/6	33	1/2		0/3	1/1				1							12:13
Bench/Team																		
Totals		23/47	49	4/7	1/4	6/20	3/4	7/9	2/3	11	12	4		3	2			

Goalkeepers		Total Shots		6m Shots		Wing Shots		9m Shots		7m Shots		Fast Breaks		Breakthroughs	
No.	Name	S/S	%	S/S	%	S/S	%	S/S	%	S/S	%	S/S	%	S/S	%
23	JANKOVIC Jasmina	0/4	0	0/1	0			0/1	0			0/1	0	0/1	0
33	WESTER Tess	16/36	44	2/10	20	0/2	0	13/18	72	1/4	25	0/1	0	0/1	0
Totals		16/40	40	2/11	18	0/2	0	13/19	68	1/4	25	0/2	0	0/2	0

Team Shots	Goals	Saves	Missed	Post	Blocked	Total	%
6m Shots	4	3				7	57
Wing Shots	1	1	1	1		4	25
9m Shots	6	7	2	2	3	20	30
7m Shots	3			1	N/A	4	75
Fast Breaks	7	2				9	78
Breakthroughs	2	1				3	67
Totals	23	14	3	4	3	47	49

Number of Attacks: 53, Scoring Efficiency: 43%



Match Team Statistics

Estatística da partida por equipe / Statistiques du match par équipe

Match 35

NED 23 - 24 FRA

(13 - 17) (10 - 7)

Referees: KOO Bonok / LEE Seok (KOR)

NED - Netherlands

Shots Distribution


Players

Goals / Shots

6 van der HEIJDEN L	8 ABBINGH L	9 van OLPHEN S	10 SNELDER D	13 BROCH Y	17 GROOT N	18 DULFER K
2/3					0/1	
1/1	1/1			1/1	1/4	0/1
4/5			1/1		2/2	0/1
1-Post	1-Missed 2-Post				2-Blocked	
21 GOOS M	23 JANKOVIC J	24 SMEETS M	26 MALESTEIN A	30 LUCIANO A	33 WESTER T	79 POLMAN E
			1/2			1/1
			0/1			0/1
		1/1				1/2
2/2		1/1		0/1		
		1-Missed	1-Post		1-Missed	1-Blocked

Team
Goals / Shots

4/7		0/1
5/10	0/1	0/1
8/9	1/1	5/7
3-Missed	4-Post	3-Blocked



Goalkeepers
Saves / Shots

2/7	0/1	
6/9	1/1	1/3
3/10	1/3	2/6

23 JANKOVIC J

0/3	0/1	

33 WESTER T

2/7	0/1	
6/9	1/1	1/3
3/7	1/2	2/6



Match Team Statistics

Estatística da partida por equipe / Statistiques du match par équipe

Match 35

NED 23 - 24 FRA

(13 - 17) (10 - 7)

Referees: KOO Bonok / LEE Seok (KOR)

FRA - France

Players		Shots								Offence		Defence		Punishments			TP	
No.	Name	G/S	%	6m	Wing	9m	7m	FB	BT	AS	TO	ST	BS	YC	2Min	RC		BC
1	GLAUSER Laura																	13:38
5	AYGLON SAURINA Camille	1/1	100		1/1									1	1			29:18
7	PINEAU Allison	7/14	50	2/3		2/7	3/4			3	4	1						51:53
8	LANDRE Laurisa	1/1	100	1/1						2	1	1						25:58
10	ZAADI DEUNA Grace																	0:00
11	PROUVENSIER Marie	1/2	50		1/1	0/1				1								40:44
12	LEYNAUD Amandine	0/1	0			0/1												46:22
13	HOUETTE Manon	0/1	0		0/1													14:29
17	DEMBELE Siraba	3/4	75	2/2		0/1		1/1				2	1	1				48:36
18	BULLEUX Chloe																	11:27
24	EDWIGE Beatrice	1/1	100					1/1			1		1			1		31:28
27	NZE-MINKO Estelle	1/4	25			0/3			1/1	1		1						19:57
29	NIOMBLA Gnonsiane	3/5	60	1/2		2/3				3	1					1		32:53
64	LACRABERE Alexandra	6/11	55	3/3		2/7			1/1	2	4		1					53:17
Bench/Team																		
Totals		24/45	53	9/11	2/3	6/23	3/4	2/2	2/2	12	11	5	3	2	3			

Goalkeepers		Total Shots		6m Shots		Wing Shots		9m Shots		7m Shots		Fast Breaks		Breakthroughs	
No.	Name	S/S	%	S/S	%	S/S	%	S/S	%	S/S	%	S/S	%	S/S	%
1	GLAUSER Laura	5/7	71	2/2	100	1/1	100	1/1	100	0/1	0	1/2	50		
12	LEYNAUD Amandine	9/30	30	1/5	20	0/1	0	6/12	50	0/2	0	1/7	14	1/3	33
Totals		14/37	38	3/7	43	1/2	50	7/13	54	0/3	0	2/9	22	1/3	33

Team Shots	Goals	Saves	Missed	Post	Blocked	Total	%
6m Shots	9	2				11	82
Wing Shots	2		1			3	67
9m Shots	6	13	3	1		23	26
7m Shots	3	1			N/A	4	75
Fast Breaks	2					2	100
Breakthroughs	2					2	100
Totals	24	16	4	1		45	53

Number of Attacks: 53, Scoring Efficiency: 45%



Match Team Statistics

Estatística da partida por equipe / Statistiques du match par équipe

Match 35

NED 23 - 24 FRA

(13 - 17) (10 - 7)

Referees: KOO Bonok / LEE Seok (KOR)

FRA - France

Shots Distribution

Players

Goals / Shots

1 GLAUSER L	5 AYGLON SAURINA C	7 PINEAU A	8 LANDRE L	10 ZAADI DEUNA G	11 PROUVENSIER M	12 LEYNAUD A
		2/2				
		1/4 0/1 2/3	1/1			
	1/1	1/1 1/2			0/1 1/1	

1-Missed

1-Post

13 HOUETTE M	17 DEMBELE S	18 BULLEUX C	24 EDWIGE B	27 NZE-MINKO E	29 NIOMBLA G	64 LACRABERE A
				0/2	2/2	1/1 1/1
						1/4
	2/3 1/1		1/1	0/1 1/1	1/1 0/1	1/1 0/1 2/2

1-Missed

1-Missed

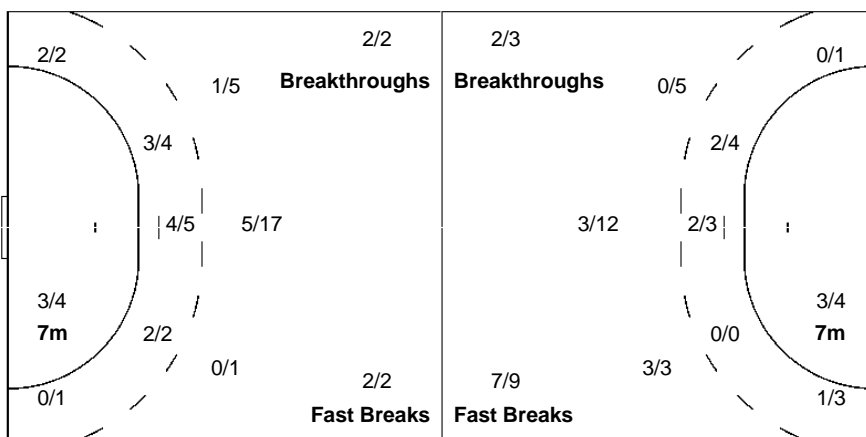
1-Missed

Team
Goals / Shots

5/7	1/1	
3/9	0/1	2/3
7/10	2/3	4/6

4-Missed 1-Post

Offence



Goalkeepers
Saves / Shots

3/7		1/1
5/10	1/1	1/1
1/9	0/1	2/7

1 GLAUSER L

2/2		
1/2		2/3

12 LEYNAUD A

3/7		1/1
3/8	1/1	1/1
0/7	0/1	0/4

Legend:	% Efficiency	2Min 2 Minute Suspensions	6m 6 metre Shots	7m 7 metre Shots	9m 9 metre Shots
AS Assists	BS Blocked Shots	BT Breakthroughs	BC Blue Cards	FB Fast Breaks	S/S Saves/Shots
G/S Goals/Shots	N/A Not Applicable	No. Uniform Number	RC Red Cards	S/S Saves/Shots	YC Yellow Cards
ST Steals	TO Turnover	TP Time Played	Wing Wing Shots		



Match Report

Relatório da partida / Rapport du match

Team A										Team B																			
A					NOR - Norway					B					RUS - Russian Federation														
played in					in the hall					on					at					Spectators		Match Number							
Rio de Janeiro					Future Arena					THU 18 AUG 2016					20:30					8,663		36							
Half-time (30')		A		B		End of playing time		A		B		1st extra time		A		B		2nd extra time		A		B		After penalty throws		A		B	
		16		18				31		31				37		38													
Number of 7m		A		Team time-out			Full name of players and officials										Team time-out			B		Number of 7m							
8/10				1	2	3											1	2	3	4/8									
17:10	48:50	59:09											23:46	52:57	58:15														
No.	Team A					G	YC	2'	RC	BC	No.	Team B					G	YC	2'	RC	BC								
1	GRIMSBO Kari Aalvik										2	KUZNETSOVA Polina					5	1											
2	MOLID Mari						1				7	DMITRIEVA Daria					7		2										
3	ARNTZEN Emilie Hegh										8	SEN Anna					2												
4	KRISTIANSEN Veronica					5	1				10	AKOPIAN Olga					1	1											
5	ALSTAD Ida						1	2			13	VYAKHIREVA Anna					3												
6	LOKE Heidi					4		2			15	SUDAKOVA Marina					1												
9	MORK Nora					14		1			17	BOBROVNIKOVA Vladlena					8												
10	OFTEDAL Stine Bredal					2					21	ZHILINSKAYTE Victoria						1	1										
14	FRAFJORD Marit Malm							1			22	MARENNIKOVA Ekaterina					1												
16	LUNDE Katrine										24	BLIZNOVA Irina					4		1										
18	KOREN Linn-Kristin Riegelhuth										33	ILINA Ekaterina					4		1										
22	KURTOVIC Amanda					5					77	PETROVA Mayya					2												
23	HERREM Camilla					6		1			84	EROKHINA Tatiana																	
24	SOLBERG Sanna					1					88	KALININA Viktoriia																	

Off.A	HERGEIRSSON Thorir					Off.A	TREFILOV Evgenii	1			
Off.B	HOGDAHL Mia					Off.B	AKAPIAN Levon				
Off.C	FROHOLDT Anne					Off.C	ALMYASHEV Syait				
Off.D	SJOBakk Trond					Off.D	KRASHENINNIKOV Igor				

A	Signatures of responsables for the teams (Off.A)		B
TP	Remarks of referees / IHF Official		TP

Referees	Signatures	Signatures
LAH B (SLO)		SOK D (SLO)
Technical Officials	Signatures	Signatures
TK: ALSEMGEEST M (NED)		SK: MITRUNEN P (FIN)
IHF Official	Signatures	
JENSEN B (DEN)		

Number of 7m scored/awarded to team A resp. B, goals (G), yellow cards (YC), red cards (RC), blue cards (BC) and team penalty (TP)



Results
Resultados / Résultats

Match 36

NOR 37 - 38 RUS
(16 - 18) (15 - 13) (6 - 7)

Referees: LAH B (SLO) / SOK D (SLO)

NOR - Norway

Players		Shots								Punishments			
No.	Name	G/S	%	6m	Wing	9m	7m	FB	BT	YC	2Min	RC	BC
1	GRIMSBO Kari Aalvik												
2	MOLID Mari									1			
3	ARNTZEN Emilie Hegh	0/1	0			0/1							
4	KRISTIANSEN Veronica	5/10	50	2/2		1/4	1/2		1/2	1			
5	ALSTAD Ida									1	2		
6	LOKE Heidi	4/6	67	4/6							2		
9	MORK Nora	14/23	61	5/7		2/8	7/8				1		
10	OFTEDAL Stine Bredal	2/5	40	0/1		1/2		1/1	0/1				
14	FRAFJORD Marit Malm											1	
16	LUNDE Katrine												
18	KOREN Linn-Kristin Riegelhuth												
22	KURTOVIC Amanda	5/7	71		4/4	0/1		1/2					
23	HERREM Camilla	6/8	75		4/6			2/2			1		
24	SOLBERG Sanna	1/1	100		1/1								
	Bench/Team												
Totals		37/61	61	11/16	9/11	4/16	8/10	4/5	1/3	3	7		

Goalkeepers		Saves							
No.	Name	S/S	%	6m	Wing	9m	7m	FB	BT
1	GRIMSBO Kari Aalvik	11/38	29	4/12	0/5	6/10		0/4	1/7
16	LUNDE Katrine	4/15	27	0/2		1/4	3/7	0/1	0/1
Totals		15/53	28	4/14	0/5	7/14	3/7	0/5	1/8

RUS - Russian Federation

Players		Shots								Punishments			
No.	Name	G/S	%	6m	Wing	9m	7m	FB	BT	YC	2Min	RC	BC
2	KUZNETSOVA Polina	5/5	100	1/1	2/2			1/1	1/1				
7	DMITRIEVA Daria	7/11	64	1/3	2/2	3/5		1/1	2/2			2	
8	SEN Anna	2/3	67	2/2		0/1							
10	AKOPIAN Olga	1/3	33	1/1		0/2				1			
13	VYAKHIREVA Anna	3/7	43	0/1		0/1	1/3		2/2				
15	SUDAKOVA Marina	1/1	100		1/1								
17	BOBROVNIKOVA Vladlena	8/12	67	2/3		4/6		1/1	1/2				
21	ZHILINSKAYTE Victoria	0/1	0				0/1			1	1		
22	MARENNIKOVA Ekaterina	1/1	100	1/1									
24	BLIZNOVA Irina	4/5	80		2/2		0/1	1/1	1/1			1	
33	ILINA Ekaterina	4/6	67	1/1		0/2	3/3					1	
77	PETROVA Mayya	2/2	100	1/1				1/1					
84	EROKHINA Tatiana												
88	KALININA Viktoriia												
	Bench/Team									1			
Totals		38/57	67	10/14	5/5	7/17	4/8	5/5	7/8	4	5		

Goalkeepers		Saves							
No.	Name	S/S	%	6m	Wing	9m	7m	FB	BT
84	EROKHINA Tatiana	7/25	28	0/4	1/4	3/6	1/5	1/4	1/2
88	KALININA Viktoriia	9/28	32	4/11	0/6	3/4	1/5	0/1	1/1
Totals		16/53	30	4/15	1/10	6/10	2/10	1/5	2/3

RUNNING SCORE

NOR - RUS

1st Half

0 (1') 1	AKOPIAN O
MORK N 1 (1') 1	
MORK N 2 (3') 1	
KURTOVIC A 3 (4') 1	
3 (5') 2	DMITRIEVA D
HERREM C 4 (6') 2	
4 (7') 3	DMITRIEVA D
KRISTIANSEN V 5 (7') 3	
KRISTIANSEN V 6 (8') 3	
6 (9') 4	BLIZNOVA I
HERREM C 7 (9') 4	
7 (10') 5	KUZNETSOVA P
7 (12') 6	DMITRIEVA D
HERREM C 8 (13') 6	
8 (13') 7	SEN A
HERREM C 9 (14') 7	
9 (15') 8	BOBROVNIKOVA V
LOKE H 10 (15') 8	
LOKE H 11 (17') 8	
11 (17') 9	BOBROVNIKOVA V
11 (18') 10	DMITRIEVA D
11 (19') 11	KUZNETSOVA P
11 (19') 12	PETROVA M
MORK N 12 (20') 12	
12 (21') 13	BOBROVNIKOVA V
12 (22') 14	DMITRIEVA D
12 (23') 15	BOBROVNIKOVA V
MORK N 13 (23') 15	
13 (26') 16	DMITRIEVA D
MORK N 14 (26') 16	
MORK N 15 (28') 16	
15 (29') 17	BOBROVNIKOVA V
OFTEDAL SB 16 (29') 17	
16 (30') 18	BOBROVNIKOVA V

2nd Half

16 (32') 19	KUZNETSOVA P
MORK N 17 (32') 19	
MORK N 18 (32') 19	
KURTOVIC A 19 (34') 19	
19 (35') 20	ILINA E
19 (36') 21	SEN A
19 (38') 22	BOBROVNIKOVA V
MORK N 20 (39') 22	
OFTEDAL SB 21 (39') 22	
KRISTIANSEN V 22 (40') 22	
22 (41') 23	VYAKHIREVA A
22 (43') 24	DMITRIEVA D
LOKE H 23 (44') 24	
MORK N 24 (46') 24	
24 (47') 25	SUDAKOVA M
24 (48') 26	BLIZNOVA I
24 (49') 27	KUZNETSOVA P
KRISTIANSEN V 25 (50') 27	
SOLBERG S 26 (52') 27	
MORK N 27 (53') 27	
27 (54') 28	BOBROVNIKOVA V
KURTOVIC A 28 (57') 28	
28 (58') 29	PETROVA M
MORK N 29 (58') 29	
29 (59') 30	BLIZNOVA I
KURTOVIC A 30 (60') 30	
30 (60') 31	ILINA E
LOKE H 31 (60') 31	

1st Extra Time

HERREM C 32 (62') 31	
32 (63') 32	VYAKHIREVA A
MORK N 33 (63') 32	
33 (64') 33	MARENNIKOVA E
33 (65') 34	KUZNETSOVA P



Results

Resultados / Résultats

Match 36

HERREM C **34** (66') **34**
 34 (67') **35** ILINA E
 MORK N **35** (68') **35**
 35 (68') **36** VYAKHIREVA A
 KURTOVIC A **36** (68') **36**
 36 (69') **37** BLIZNOVA I
 KRISTIANSEN V **37** (69') **37**
 37 (70') **38** ILINA E

Legend:

%	Efficiency	2Min	2 Minute Suspensions	6m	6-metre Shots	7m	7-metre Shots
9m	9-metre Shots	BT	Breakthroughs	BC	Blue Cards	FB	Fast Breaks
G/S	Goals/Shots	No.	Uniform Number	RC	Red Cards	S/S	Saves/Shots
Wing	Wing Shots	YC	Yellow Cards				



Match Team Statistics

Estatística da partida por equipe / Statistiques du match par équipe

Match 36

NOR 37 - 38 RUS

(16 - 18) (15 - 13) (6 - 7)

Referees: LAH Bojan / SOK David (SLO)

NOR - Norway

Players		Shots								Offence		Defence		Punishments			TP	
No.	Name	G/S	%	6m	Wing	9m	7m	FB	BT	AS	TO	ST	BS	YC	2Min	RC		BC
1	GRIMSBO Kari Aalvik									2								51:45
2	MOLID Mari													1				13:16
3	ARNTZEN Emilie Hegh	0/1	0			0/1												3:02
4	KRISTIANSEN Veronica	5/10	50	2/2		1/4	1/2		1/2	3	1			1				65:06
5	ALSTAD Ida													1	2			26:11
6	LOKE Heidi	4/6	67	4/6						2	1	1			2			47:59
9	MORK Nora	14/23	61	5/7		2/8	7/8			3	3				1			34:25
10	OFTEDAL Stine Bredal	2/5	40	0/1		1/2		1/1	0/1	7	1							63:14
14	FRAFJORD Marit Malm									1					1			32:24
16	LUNDE Katrine																	12:14
18	KOREN Linn-Kristin Riegelhuth																	0:26
22	KURTOVIC Amanda	5/7	71		4/4	0/1		1/2				2						69:21
23	HERREM Camilla	6/8	75		4/6			2/2							1			51:10
24	SOLBERG Sanna	1/1	100		1/1							1						19:27
Bench/Team																		
Totals		37/61	61	11/16	9/11	4/16	8/10	4/5	1/3	18	6	4		3	7			

Goalkeepers		Total Shots		6m Shots		Wing Shots		9m Shots		7m Shots		Fast Breaks		Breakthroughs	
No.	Name	S/S	%	S/S	%	S/S	%	S/S	%	S/S	%	S/S	%	S/S	%
1	GRIMSBO Kari Aalvik	11/38	29	4/12	33	0/5	0	6/10	60			0/4	0	1/7	14
16	LUNDE Katrine	4/15	27	0/2	0			1/4	25	3/7	43	0/1	0	0/1	0
Totals		15/53	28	4/14	29	0/5	0	7/14	50	3/7	43	0/5	0	1/8	13

Team Shots	Goals	Saves	Missed	Post	Blocked	Total	%
6m Shots	11	4	1			16	69
Wing Shots	9	1	1			11	82
9m Shots	4	6	1	1	4	16	25
7m Shots	8	2			N/A	10	80
Fast Breaks	4	1				5	80
Breakthroughs	1	2				3	33
Totals	37	16	3	1	4	61	61

Number of Attacks: 64, Scoring Efficiency: 58%



Match Team Statistics

Estatística da partida por equipe / Statistiques du match par équipe

Match 36

NOR 37 - 38 RUS
(16 - 18) (15 - 13) (6 - 7)

Referees: LAH Bojan / SOK David (SLO)

NOR - Norway

Shots Distribution

Players

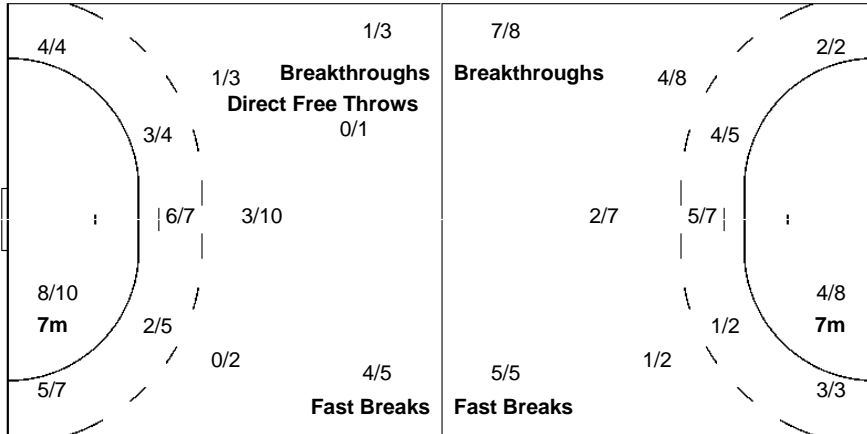
Goals / Shots

1 GRIMSBO KA	2 MOLID M	3 ARNTZEN EH	4 KRISTIANSEN V	5 ALSTAD I	6 LOKE H	9 MORK N
		0/1	2/2 0/1		1/1	2/3
			1/1			1/1 0/1
			1/2 0/2 1/1		2/4 1/1	6/8 2/2 3/4
			1-Blocked			2-Missed 1-Post 1-Blocked
10 OFTEDAL SB	14 FRAFJORD MM	16 LUNDE K	18 KOREN LKR	22 KURTOVIC A	23 HERREM C	24 SOLBERG S
				1/1	1/1	
				1/1		
2/4				1/2 2/2	3/4 1/1 1/1	1/1
1-Blocked				1-Blocked 1-Missed		

Team
Goals / Shots

5/6	1/2	
4/4	0/1	0/1
10/14	9/16	8/9
3-Missed	1-Post	4-Blocked

Offence



Defence

Goalkeepers
Saves / Shots

1/6	2/4	1/3
3/8	1/1	1/5
1/8	4/8	1/10

1 GRIMSBO KA

1/5	2/3	0/1
1/3	1/1	1/4
1/8	4/8	0/5

16 LUNDE K

0/1	0/1	1/2
2/5		0/1
		1/5



Match Team Statistics

Estatística da partida por equipe / Statistiques du match par équipe

Match 36

NOR 37 - 38 RUS

(16 - 18) (15 - 13) (6 - 7)

Referees: LAH Bojan / SOK David (SLO)

RUS - Russian Federation

Players		Shots								Offence		Defence		Punishments			TP	
No.	Name	G/S	%	6m	Wing	9m	7m	FB	BT	AS	TO	ST	BS	YC	2Min	RC		BC
2	KUZNETSOVA Polina	5/5	100	1/1	2/2			1/1	1/1		1			1				70:00
7	DMITRIEVA Daria	7/11	64	1/3		3/5		1/1	2/2	3	2				2			59:59
8	SEN Anna	2/3	67	2/2		0/1				1			1					28:50
10	AKOPIAN Olga	1/3	33	1/1		0/2				3	1		1	1				31:14
13	VYAKHIREVA Anna	3/7	43	0/1		0/1	1/3		2/2	2	1							48:02
15	SUDAKOVA Marina	1/1	100		1/1													23:16
17	BOBROVNIKOVA Vladlena	8/12	67	2/3		4/6		1/1	1/2	5	2							46:05
21	ZHILINSKAYTE Victoria	0/1	0				0/1						1	1	1			10:01
22	MARENNIKOVA Ekaterina	1/1	100	1/1														10:00
24	BLIZNOVA Irina	4/5	80		2/2		0/1	1/1	1/1	1			1		1			49:07
33	ILINA Ekaterina	4/6	67	1/1		0/2	3/3								1			10:45
77	PETROVA Mayya	2/2	100	1/1				1/1		1								32:41
84	EROKHINA Tatiana																	33:03
88	KALININA Viktoriia										1							36:57
Bench/Team														1				
Totals		38/57	67	10/14	5/5	7/17	4/8	5/5	7/8	16	8		4	4	5			

Goalkeepers		Total Shots		6m Shots		Wing Shots		9m Shots		7m Shots		Fast Breaks		Breakthroughs	
No.	Name	S/S	%	S/S	%	S/S	%	S/S	%	S/S	%	S/S	%	S/S	%
84	EROKHINA Tatiana	7/25	28	0/4	0	1/4	25	3/6	50	1/5	20	1/4	25	1/2	50
88	KALININA Viktoriia	9/28	32	4/11	36	0/6	0	3/4	75	1/5	20	0/1	0	1/1	100
Totals		16/53	30	4/15	27	1/10	10	6/10	60	2/10	20	1/5	20	2/3	67

Team Shots	Goals	Saves	Missed	Post	Blocked	Total	%
6m Shots	10	4				14	71
Wing Shots	5					5	100
9m Shots	7	7	3			17	41
7m Shots	4	3		1	N/A	8	50
Fast Breaks	5					5	100
Breakthroughs	7	1				8	88
Totals	38	15	3	1		57	67

Number of Attacks: 63, Scoring Efficiency: 60%



Match Team Statistics

Estatística da partida por equipe / Statistiques du match par équipe

Match 36

NOR 37 - 38 RUS
(16 - 18) (15 - 13) (6 - 7)

Referees: LAH Bojan / SOK David (SLO)

RUS - Russian Federation

Shots Distribution

Players

Goals / Shots

2 KUZNETSOVA P			7 DMITRIEVA D			8 SEN A			10 AKOPIAN O			13 VYAKHIREVA A			15 SUDAKOVA M			17 BOBROVNIKOVA V		
1/1	1/1		1/1	0/1		1/1		0/1		0/1		1/1			1/1			0/1	1/1	1/1
			2/2					1/1			1/1	0/1	0/1					3/4		2/3
1/1		2/2	2/2	0/2	2/2							1/1	1/2					1/2		

1-Missed

1-Missed

1-Post

21 ZHILINSKAYE V			22 MARENNIKOVA E			24 BLIZNOVA I			33 ILINA E			77 PETROVA M			84 EROKHINA T			88 KALININA V		
						0/1								1/1						
		0/1	1/1			1/1	2/2	1/1		0/1	4/4		1/1							

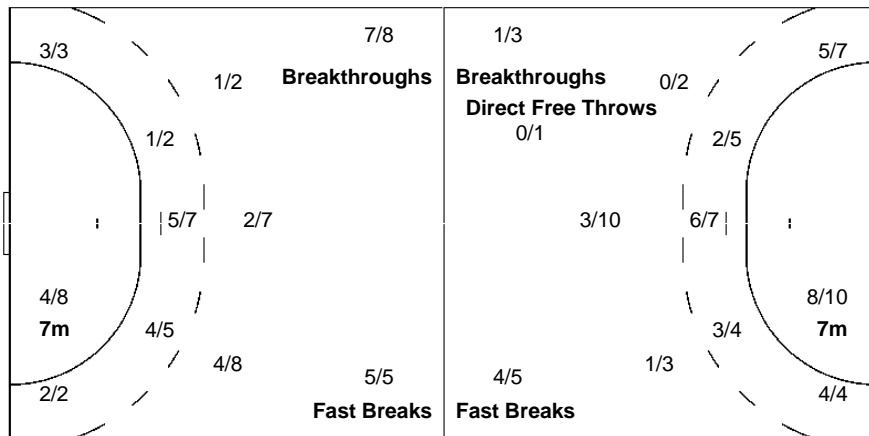
1-Missed

Team
Goals / Shots

5/6	2/4	2/3
5/8	0/1	4/5
7/8	4/8	9/10

3-Missed 1-Post

Offence



Goalkeepers
Saves / Shots

1/6	1/2	
0/4	1/1	1/1
4/14	7/16	1/9

84 EROKHINA T

0/1		
0/1		1/1
2/9	3/7	1/6

88 KALININA V

1/5	1/2	
0/3	1/1	
2/5	4/9	0/3

Legend:	% Efficiency	2Min 2 Minute Suspensions	6m 6 metre Shots	7m 7 metre Shots	9m 9 metre Shots
AS Assists	BS Blocked Shots	BT Breakthroughs	BC Blue Cards	FB Fast Breaks	S/S Saves/Shots
G/S Goals/Shots	N/A Not Applicable	No. Uniform Number	RC Red Cards	S/S Saves/Shots	YC Yellow Cards
ST Steals	TO Turnover	TP Time Played	Wing Wing Shots		



Match Report
Relatório da partida / Rapport du match

Team A										Team B													
A					NED - Netherlands					B					NOR - Norway								
played in					in the hall					on					at					Match Number			
Rio de Janeiro					Future Arena					SAT 20 AUG 2016					11:30					8,473		37	
Half-time (30')	A	B	End of playing time		A	B	1st extra time		A	B	2nd extra time		A	B	After penalty throws		A	B					
	13	19			26	36																	
Number of 7m	A	Team time-out			Full name of players and officials										Team time-out			B	Number of 7m				
		4/4	1	2											3	1	2			3	5/6		
		7:21	46:44																				
No.	Team A					G	YC	2'	RC	BC	No.	Team B					G	YC	2'	RC	BC		
6	van der HEIJDEN Laura					5	1				1	GRIMSBO Kari Aalvik											
8	ABBINGH Lois					1					2	MOLID Mari											
9	van OLPHEN Sanne					3					3	ARNTZEN Emilie Hegh					3						
10	SNELDER Danick					2	1				4	KRISTIANSEN Veronica					5		1				
13	BROCH Yvette					4					5	ALSTAD Ida											
17	GROOT Nycke					6					6	LOKE Heidi					4						
18	DULFER Kelly						1				9	MORK Nora					7	1					
21	GOOS Michelle					2					10	OFTEDAL Stine Bredal					6						
23	JANKOVIC Jasmina										14	FRAFJORD Marit Malm											
24	SMEETS Martine										16	LUNDE Katrine											
26	MALESTEIN Angela										18	KOREN Linn-Kristin Riegelhuth											
30	LUCIANO Ailly					2					22	KURTOVIC Amanda					6						
33	WESTER Tess										23	HERREM Camilla					4						
79	POLMAN Estavana					1					24	SOLBERG Sanna					1						

Off.A	GROENER Henk					Off.A	HERGEIRSSON Thorir				
Off.B	PORTENGEN Peter					Off.B	HOGDAHL Mia				
Off.C	KLIJN Debbie					Off.C	FROHOLDT Anne				
Off.D	HEISEN Jelle					Off.D	SJOBakk Trond				
Off.E	van DIJK Carla					Off.E	OLSSON Mats				

A	Signatures of responsables for the teams (Off.A)										B
TP	Remarks of referees / IHF Official										TP

Referees	Signatures					Signatures				
	BONAVENTURA C (FRA)					BONAVENTURA J (FRA)				
Technical Officials	TK: REISINGER G (AUT)					SK: FADIGA N (CIV)				
IHF Official	PEREIRA SEDREZ S (BRA)									

Number of 7m scored/awarded to team A resp. B, goals (G), yellow cards (YC), red cards (RC), blue cards (BC) and team penalty (TP)



Results
Resultados / Résultats

Match 37

NED 26 - 36 NOR

(13 - 19) (13 - 17)

Referees: BONAVENTURA C (FRA) / BONAVENTURA J (FRA)

NED - Netherlands

Players		Shots							Punishments				
No.	Name	G/S	%	6m	Wing	9m	7m	FB	BT	YC	2Min	RC	BC
6	van der HEIJDEN Laura	5/7	71			1/3	4/4			1			
8	ABBINGH Lois	1/2	50			1/2							
9	van OLPHEN Sanne	3/6	50	0/1		1/3		1/1	1/1				
10	SNELDER Danick	2/2	100	2/2						1			
13	BROCH Yvette	4/5	80	4/5									
17	GROOT Nycke	6/13	46	1/3		3/7		0/1	2/2				
18	DULFER Kelly									1			
21	GOOS Michelle	2/3	67		2/3								
23	JANKOVIC Jasmina												
24	SMEETS Martine												
26	MALESTEIN Angela	0/1	0		0/1								
30	LUCIANO Ailly	2/3	67		1/2			1/1					
33	WESTER Tess												
79	POLMAN Estavana	1/7	14			1/7							
Bench/Team													
Totals		26/49	53	7/11	3/6	7/22	4/4	2/3	3/3	3			

Goalkeepers		Saves							
No.	Name	S/S	%	6m	Wing	9m	7m	FB	BT
23	JANKOVIC Jasmina	2/11	18	1/3	0/2	1/3	0/1	0/2	
33	WESTER Tess	6/31	19	1/8	0/4	4/6	0/4	0/3	1/6
Totals		8/44	18	2/12	0/6	5/9	0/5	0/6	1/6

NOR - Norway

Players		Shots							Punishments				
No.	Name	G/S	%	6m	Wing	9m	7m	FB	BT	YC	2Min	RC	BC
1	GRIMSBO Kari Aalvik												
2	MOLID Mari												
3	ARNTZEN Emilie Hegh	3/4	75			2/3	1/1						
4	KRISTIANSEN Veronica	5/11	45	1/2		1/5	1/1	1/1	1/2		1		
5	ALSTAD Ida												
6	LOKE Heidi	4/5	80	3/4				1/1					
9	MORK Nora	7/10	70	3/3	0/1	1/2	3/4			1			
10	OFTEDAL Stine Bredal	6/8	75	1/1		0/2		1/1	4/4				
14	FRAFJORD Marit Malm	0/1	0			0/1							
16	LUNDE Katrine												
18	KOREN Linn-Kristin Riegelhuth												
22	KURTOVIC Amanda	6/7	86	2/2	4/5								
23	HERREM Camilla	4/5	80		1/1			3/4					
24	SOLBERG Sanna	1/1	100		1/1								
Bench/Team													
Totals		36/52	69	10/12	6/8	4/13	5/6	6/7	5/6	1	1		

Goalkeepers		Saves							
No.	Name	S/S	%	6m	Wing	9m	7m	FB	BT
1	GRIMSBO Kari Aalvik	15/38	39	3/10	1/4	11/18	0/1	0/2	0/3
16	LUNDE Katrine	0/3	0				0/3		
Totals		15/41	37	3/10	1/4	11/18	0/4	0/2	0/3

RUNNING SCORE
NED - NOR

1st Half

0 (1') 1 LOKE H
 1 (2') 1
 GROOT N 1 (3') 2 KURTOVIC A
 1 (4') 3 MORK N
 1 (6') 4 OFTEDAL SB
 GROOT N 2 (6') 4
 2 (7') 5 MORK N
 2 (7') 6 LOKE H
 2 (8') 7 KURTOVIC A
 2 (8') 8 HERREM C
 2 (9') 9 KURTOVIC A
 SNELDER D 3 (10') 9
 3 (13') 10 KURTOVIC A
 SNELDER D 4 (13') 10
 4 (15') 11 HERREM C
 ABBINGH L 5 (16') 11
 5 (16') 12 ARNTZEN EH
 5 (18') 13 ARNTZEN EH
 5 (18') 14 LOKE H
 van der HEIJDEN L 6 (19') 14
 6 (20') 15 MORK N
 BROCH Y 7 (21') 15
 7 (22') 16 ARNTZEN EH
 GROOT N 8 (23') 16
 8 (24') 17 OFTEDAL SB
 GROOT N 9 (24') 17
 BROCH Y 10 (25') 17
 van der HEIJDEN L 11 (27') 17
 11 (29') 18 SOLBERG S
 van der HEIJDEN L 12 (29') 18
 12 (30') 19 KRISTIANSEN V
 GROOT N 13 (30') 19

2nd Half

13 (31') 20 KRISTIANSEN V
 GROOT N 14 (32') 20
 14 (33') 21 KRISTIANSEN V
 14 (34') 22 KRISTIANSEN V
 14 (37') 23 OFTEDAL SB
 van der HEIJDEN L 15 (38') 23
 van OLPHEN S 16 (40') 23
 LUCIANO A 17 (41') 23
 17 (41') 24 MORK N
 BROCH Y 18 (42') 24
 18 (43') 25 MORK N
 van OLPHEN S 19 (43') 25
 19 (44') 26 KURTOVIC A
 van OLPHEN S 20 (45') 26
 20 (45') 27 LOKE H
 GOOS M 21 (46') 27
 21 (47') 28 MORK N
 BROCH Y 22 (48') 28
 22 (48') 29 HERREM C
 GOOS M 23 (49') 29
 LUCIANO A 24 (51') 29
 24 (53') 30 KURTOVIC A
 POLMAN E 25 (54') 30
 25 (54') 31 MORK N
 van der HEIJDEN L 26 (55') 31
 26 (56') 32 OFTEDAL SB
 26 (57') 33 KRISTIANSEN V
 26 (58') 34 HERREM C
 26 (59') 35 OFTEDAL SB
 26 (60') 36 OFTEDAL SB

Legend:

%	Efficiency	2Min	2 Minute Suspensions	6m	6-metre Shots	7m	7-metre Shots
9m	9-metre Shots	BT	Breakthroughs	BC	Blue Cards	FB	Fast Breaks
G/S	Goals/Shots	No.	Uniform Number	RC	Red Cards	S/S	Saves/Shots
Wing	Wing Shots	YC	Yellow Cards				



Match Team Statistics

Estatística da partida por equipe / Statistiques du match par équipe

Match 37

NED 26 - 36 NOR

(13 - 19) (13 - 17)

Referees: BONAVENTURA Charlotte / BONAVENTURA Julie (FRA)

NED - Netherlands

Players		Shots								Offence		Defence		Punishments			TP	
No.	Name	G/S	%	6m	Wing	9m	7m	FB	BT	AS	TO	ST	BS	YC	2Min	RC		BC
6	van der HEIJDEN Laura	5/7	71			1/3	4/4			1	2			1				32:42
8	ABBINGH Lois	1/2	50			1/2												4:56
9	van OLPHEN Sanne	3/6	50	0/1		1/3		1/1	1/1	2	1							17:23
10	SNELDER Danick	2/2	100	2/2						1	2	1		1				44:51
13	BROCH Yvette	4/5	80	4/5						2	3	1						44:47
17	GROOT Nycke	6/13	46	1/3		3/7		0/1	2/2	3	6							59:33
18	DULFER Kelly											1		1				13:27
21	GOOS Michelle	2/3	67		2/3													38:38
23	JANKOVIC Jasmina																	12:31
24	SMEETS Martine																	19:12
26	MALESTEIN Angela	0/1	0		0/1													28:22
30	LUCIANO Ailly	2/3	67		1/2			1/1										30:35
33	WESTER Tess																	40:48
79	POLMAN Estavana	1/7	14			1/7				3	2							32:15
Bench/Team																		
Totals		26/49	53	7/11	3/6	7/22	4/4	2/3	3/3	12	16	3		3				

Goalkeepers		Total Shots		6m Shots		Wing Shots		9m Shots		7m Shots		Fast Breaks		Breakthroughs	
No.	Name	S/S	%	S/S	%	S/S	%	S/S	%	S/S	%	S/S	%	S/S	%
23	JANKOVIC Jasmina	2/11	18	1/3	33	0/2	0	1/3	33	0/1	0	0/2	0		
33	WESTER Tess	6/31	19	1/8	13	0/4	0	4/6	67	0/4	0	0/3	0	1/6	17
Totals		8/44	18	2/12	17	0/6	0	5/9	56	0/5	0	0/6	0	1/6	17

Team Shots	Goals	Saves	Missed	Post	Blocked	Total	%
6m Shots	7	3	1			11	64
Wing Shots	3	1	1	1		6	50
9m Shots	7	11	1	2	1	22	32
7m Shots	4				N/A	4	100
Fast Breaks	2			1		3	67
Breakthroughs	3					3	100
Totals	26	15	3	4	1	49	53

Number of Attacks: 59, Scoring Efficiency: 44%



Match Team Statistics

Estatística da partida por equipe / Statistiques du match par équipe

Match 37

NED 26 - 36 NOR

(13 - 19) (13 - 17)

Referees: BONAVENTURA Charlotte / BONAVENTURA Julie (FRA)

NED - Netherlands

Shots Distribution

Players

Goals / Shots

6 van der HEIJDEN L			8 ABBINGH L			9 van OLPHEN S			10 SNELDER D			13 BROCH Y			17 GROOT N			18 DULFER K		
1/1	1/1		1/1			0/1						1/1			1/1		2/3			
0/1		1/2				1/1						1/1			0/2		0/1			
1/1		1/1			0/1	1/1		1/1			2/2	1/1	0/1	1/1	1/1	1/2	1/1			

1-Missed 1-Post

2-Post

21 GOOS M			23 JANKOVIC J			24 SMEETS M			26 MALESTEIN A			30 LUCIANO A			33 WESTER T			79 POLMAN E		
	1/1											1/1						1/1	0/2	
		1/1										1/1	0/1					0/1		0/1
												1/1	0/1					0/1		

1-Post

1-Missed

1-Missed

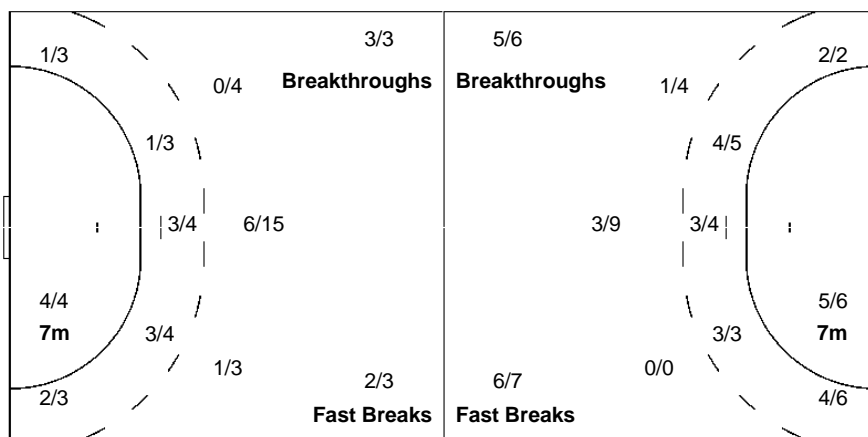
1-Blocked

Team
Goals / Shots

5/6	2/4	2/3
3/6		2/5
5/6	1/4	6/7

3-Missed 4-Post 1-Blocked

Offence



Defence

Goalkeepers
Saves / Shots

1/7	0/1	0/2
1/5	0/1	3/9
1/6	2/5	0/8

23 JANKOVIC J

1/2		0/1
0/2		0/2
1/2		0/2

33 WESTER T

0/4	0/1	0/1
1/3	0/1	3/7
0/4	2/4	0/6



Match Team Statistics

Estatística da partida por equipe / Statistiques du match par équipe

Match 37

NED 26 - 36 NOR

(13 - 19) (13 - 17)

Referees: BONAVENTURA Charlotte / BONAVENTURA Julie (FRA)

NOR - Norway

Players		Shots								Offence		Defence		Punishments			TP	
No.	Name	G/S	%	6m	Wing	9m	7m	FB	BT	AS	TO	ST	BS	YC	2Min	RC		BC
1	GRIMSBO Kari Aalvik										1							59:06
2	MOLID Mari																	5:22
3	ARNTZEN Emilie Hegh	3/4	75			2/3	1/1			1								11:02
4	KRISTIANSEN Veronica	5/11	45	1/2		1/5	1/1	1/1	1/2	4					1			53:52
5	ALSTAD Ida																	5:24
6	LOKE Heidi	4/5	80	3/4				1/1		2	2							58:56
9	MORK Nora	7/10	70	3/3	0/1	1/2	3/4			1	2	1		1				30:36
10	OFTEDAL Stine Bredal	6/8	75	1/1		0/2		1/1	4/4	4	4							50:46
14	FRAFJORD Marit Malm	0/1	0			0/1				1			1					24:24
16	LUNDE Katrine																	0:54
18	KOREN Linn-Kristin Riegelhuth																	0:00
22	KURTOVIC Amanda	6/7	86	2/2	4/5					3								59:46
23	HERREM Camilla	4/5	80		1/1			3/4		2		6						50:26
24	SOLBERG Sanna	1/1	100		1/1						1							9:26
Bench/Team																		
Totals		36/52	69	10/12	6/8	4/13	5/6	6/7	5/6	18	10	7	1	1	1			

Goalkeepers		Total Shots		6m Shots		Wing Shots		9m Shots		7m Shots		Fast Breaks		Breakthroughs	
No.	Name	S/S	%	S/S	%	S/S	%	S/S	%	S/S	%	S/S	%	S/S	%
1	GRIMSBO Kari Aalvik	15/38	39	3/10	30	1/4	25	11/18	61	0/1	0	0/2	0	0/3	0
16	LUNDE Katrine	0/3	0							0/3	0				
Totals		15/41	37	3/10	30	1/4	25	11/18	61	0/4	0	0/2	0	0/3	0

Team Shots	Goals	Saves	Missed	Post	Blocked	Total	%
6m Shots	10	2				12	83
Wing Shots	6		1	1		8	75
9m Shots	4	5	3	1		13	31
7m Shots	5		1		N/A	6	83
Fast Breaks	6		1			7	86
Breakthroughs	5	1				6	83
Totals	36	8	6	2		52	69

Number of Attacks: 58, Scoring Efficiency: 62%



Match Team Statistics

Estatística da partida por equipe / Statistiques du match par équipe

Match 37

NED 26 - 36 NOR

(13 - 19) (13 - 17)

Referees: BONAVENTURA Charlotte / BONAVENTURA Julie (FRA)

NOR - Norway

Shots Distribution

Players

Goals / Shots


1 GRIMSBO KA	2 MOLID M	3 ARNTZEN EH	4 KRISTIANSEN V	5 ALSTAD I	6 LOKE H	9 MORK N
		1/1	0/1 1/1			2/2
		1/1 0/1			2/2 1/1	0/1 1/1 1/1
		1/1	1/1 1/3 1/1		0/1	2/2 1/1
			1-Missed			2-Missed
10 OFTEDAL SB	14 FRAFJORD MM	16 LUNDE K	18 KOREN LKR	22 KURTOVIC A	23 HERREM C	24 SOLBERG S
1/1				2/2 1/1		
1/1 1/1						
				1/1 1/1		
				1/1 1/1	2/2 1/1	1/1
2-Missed	1-Post			1-Post	1-Missed	

Team
Goals / Shots

6/7	1/1	2/2
4/5	1/1	6/9
5/6	3/5	8/8

6-Missed 2-Post

Offence



Goalkeepers
Saves / Shots

1/6	2/4	1/3
3/6		3/5
1/6	3/4	1/7

1 GRIMSBO KA

1/5	2/3	1/3
3/6		3/4
1/6	3/4	1/7

16 LUNDE K

0/1	0/1	
		0/1

Legend:	% Efficiency	2Min 2 Minute Suspensions	6m 6 metre Shots	7m 7 metre Shots	9m 9 metre Shots
AS Assists	BS Blocked Shots	BT Breakthroughs	BC Blue Cards	FB Fast Breaks	S/S Saves/Shots
G/S Goals/Shots	N/A Not Applicable	No. Uniform Number	RC Red Cards	S/S Saves/Shots	YC Yellow Cards
ST Steals	TO Turnover	TP Time Played	Wing Wing Shots		



Match Report
Relatório da partida / Rapport du match

Team A										Team B																			
A					FRA - France					B					RUS - Russian Federation														
played in					in the hall					on					at					Spectators		Match Number							
Rio de Janeiro					Future Arena					SAT 20 AUG 2016					15:30					8,656		38							
Half-time (30')		A		B		End of playing time		A		B		1st extra time		A		B		2nd extra time		A		B		After penalty throws		A		B	
7		10				19		22																					
Number of 7m		A		Team time-out		Full name of players and officials										Team time-out		B		Number of 7m									
4/4		1		27:04		2		47:47		3														3/5					
No.	Team A						G	YC	2'	RC	BC	No.	Team B						G	YC	2'	RC	BC						
1	GLAUSER Laura											2	KUZNETSOVA Polina						4	1									
5	AYGLON SAURINA Camille											7	DMITRIEVA Daria						4										
7	PINEAU Allison						5					8	SEN Anna						1										
8	LANDRE Laurisa						2					10	AKOPIAN Olga						2		1								
10	ZAADI DEUNA Grace											13	VYAKHIREVA Anna						5	1									
11	PROUVENSIER Marie						2					15	SUDAKOVA Marina						1										
12	LEYNAUD Amandine											17	BOBROVNIKOVA Vladlena						2		1								
13	HOUETTE Manon											21	ZHILINSKAYTE Victoria																
17	DEMBELE Siraba						5					22	MARENNIKOVA Ekaterina																
22	HORACEK Tamara											24	BLIZNOVA Irina						1										
24	EDWIGE Beatrice							1	1			33	ILINA Ekaterina						2										
27	NZE-MINKO Estelle						2					77	PETROVA Mayya							1									
29	NIOMBLA Gnonsiane						1					84	EROKHINA Tatiana																
64	LACRABERE Alexandra						2					88	KALININA Viktoriia																

Off.A	KRUMBHOLZ Olivier	1				Off.A	TREFILOV Evgenii				
Off.B	BARADAT Eric					Off.B	AKAPIAN Levon				
Off.C	JUIN Gerard					Off.C	ALMYASHEV Syait				
Off.D	LE NAOUR Annick					Off.D	KRASHENINNIKOV Igor				

A	Signatures of responsables for the teams (Off.A)		B
TP	Remarks of referees / IHF Official		TP

Referees	ROEN G (NOR)	Signatures	ARNTSEN K (NOR)	Signatures
Technical Officials	TK: HAGEN M (SWE)		SK: ALSEMGEEST M (NED)	
IHF Official	JENSEN B (DEN)			

Number of 7m scored/awarded to team A resp. B, goals (G), yellow cards (YC), red cards (RC), blue cards (BC) and team penalty (TP)



Results
Resultados / Résultats

Match 38

FRA 19 - 22 RUS
(7 - 10) (12 - 12)

Referees: ROEN G (NOR) / ARNTSEN K (NOR)

FRA - France

Players		Shots								Punishments			
No.	Name	G/S	%	6m	Wing	9m	7m	FB	BT	YC	2Min	RC	BC
1	GLAUSER Laura												
5	AYGLON SAURINA Camille												
7	PINEAU Allison	5/10	50	0/1		2/6	2/2	1/1					
8	LANDRE Laurisa	2/2	100	2/2									
10	ZAADI DEUNA Grace												
11	PROUVENSIER Marie	2/4	50	0/1	2/3								
12	LEYNAUD Amandine												
13	HOUETTE Manon												
17	DEMBELE Siraba	5/10	50		1/5			3/4	1/1				
22	HORACEK Tamara	0/1	0			0/1							
24	EDWIGE Beatrice	0/1	0	0/1						1	1		
27	NZE-MINKO Estelle	2/4	50	1/2		0/1			1/1				
29	NIOMBLA Gnonsiane	1/3	33			0/2			1/1				
64	LACRABERE Alexandra	2/6	33	0/1		0/2	2/2		0/1				
Bench/Team										1			
Totals		19/41	46	3/8	3/8	2/12	4/4	4/5	3/4	2	1		

Goalkeepers		Saves							
No.	Name	S/S	%	6m	Wing	9m	7m	FB	BT
1	GLAUSER Laura	6/16	38	1/5	1/3	1/4		3/4	
12	LEYNAUD Amandine	9/21	43	1/4	1/2	5/7	1/4	0/1	1/3
Totals		15/37	41	2/9	2/5	6/11	1/4	3/5	1/3

RUS - Russian Federation

Players		Shots								Punishments			
No.	Name	G/S	%	6m	Wing	9m	7m	FB	BT	YC	2Min	RC	BC
2	KUZNETSOVA Polina	4/4	100		2/2			1/1	1/1	1			
7	DMITRIEVA Daria	4/8	50	2/2		1/5			1/1				
8	SEN Anna	1/3	33	1/1				0/2					
10	AKOPIAN Olga	2/4	50	1/1	0/1	1/2					1		
13	VYAKHIREVA Anna	5/6	83	3/3	1/1		1/2			1			
15	SUDAKOVA Marina	1/3	33		0/1			1/1	0/1				
17	BOBROVNIKOVA Vladlena	2/6	33	0/1		2/5					1		
21	ZHILINSKAYTE Victoria	0/2	0					0/2					
22	MARENNIKOVA Ekaterina												
24	BLIZNOVA Irina	1/3	33		0/1	1/2							
33	ILINA Ekaterina	2/4	50	0/1			2/3						
77	PETROVA Mayya									1			
84	EROKHINA Tatiana												
88	KALININA Viktoriia												
Bench/Team													
Totals		22/43	51	7/9	3/6	5/14	3/5	2/6	2/3	3	2		

Goalkeepers		Saves							
No.	Name	S/S	%	6m	Wing	9m	7m	FB	BT
84	EROKHINA Tatiana	11/28	39	3/6	4/7	3/5	0/2	0/4	1/4
88	KALININA Viktoriia	0/2	0				0/2		
Totals		11/30	37	3/6	4/7	3/5	0/4	0/4	1/4

RUNNING SCORE
FRA - RUS

1st Half

DEMBELE S	1 (2)	0		
	1 (5)	1	VYAKHIREVA A	
	1 (6)	2	DMITRIEVA D	
	1 (8)	3	KUZNETSOVA P	
PROUVENSIER M	2 (8)	3		
NZE-MINKO E	3 (13)	3		
	3 (13)	4	KUZNETSOVA P	
	3 (16)	5	ILINA E	
	3 (18)	6	DMITRIEVA D	
PINEAU A	4 (19)	6		
	4 (20)	7	ILINA E	
	4 (22)	8	BLIZNOVA I	
LACRABERE A	5 (23)	8		
LACRABERE A	6 (25)	8		
LANDRE L	7 (27)	8		
	7 (29)	9	KUZNETSOVA P	
	7 (30)	10	SEN A	

2nd Half

PROUVENSIER M	8 (31)	10		
	8 (32)	11	DMITRIEVA D	
	8 (34)	12	KUZNETSOVA P	
PINEAU A	9 (35)	12		
	9 (37)	13	VYAKHIREVA A	
DEMBELE S	10 (39)	13		
DEMBELE S	11 (40)	13		
	11 (41)	14	VYAKHIREVA A	
PINEAU A	12 (44)	14		
DEMBELE S	13 (45)	14		
PINEAU A	14 (46)	14		
	14 (48)	15	SUDAKOVA M	
	14 (52)	16	VYAKHIREVA A	
	14 (53)	17	BOBROVNIKOVA V	
LANDRE L	15 (54)	17		
	15 (54)	18	VYAKHIREVA A	
	15 (55)	19	BOBROVNIKOVA V	
DEMBELE S	16 (56)	19		
	16 (56)	20	DMITRIEVA D	
NIOMBLA G	17 (57)	20		
PINEAU A	18 (58)	20		
	18 (59)	21	AKOPIAN O	
NZE-MINKO E	19 (60)	21		
	19 (60)	22	AKOPIAN O	

Legend:

%	Efficiency	2Min	2 Minute Suspensions	6m	6-metre Shots	7m	7-metre Shots
9m	9-metre Shots	BT	Breakthroughs	BC	Blue Cards	FB	Fast Breaks
G/S	Goals/Shots	No.	Uniform Number	RC	Red Cards	S/S	Saves/Shots
Wing	Wing Shots	YC	Yellow Cards				



Match Team Statistics

Estatística da partida por equipe / Statistiques du match par équipe

Match 38

FRA 19 - 22 RUS

(7 - 10) (12 - 12)

Referees: ROEN Guro / ARNTSEN Kjersti (NOR)

FRA - France

Players		Shots								Offence		Defence		Punishments			TP	
No.	Name	G/S	%	6m	Wing	9m	7m	FB	BT	AS	TO	ST	BS	YC	2Min	RC		BC
1	GLAUSER Laura																	26:07
5	AYGLON SAURINA Camille									2	1							41:00
7	PINEAU Allison	5/10	50	0/1		2/6	2/2	1/1		2	4							45:40
8	LANDRE Laurisa	2/2	100	2/2							1							11:55
10	ZAADI DEUNA Grace																	2:21
11	PROUVENSIER Marie	2/4	50	0/1	2/3					1								47:47
12	LEYNAUD Amandine																	33:53
13	HOUETTE Manon																	9:59
17	DEMBELE Siraba	5/10	50		1/5			3/4	1/1	1								50:09
22	HORACEK Tamara	0/1	0			0/1												4:32
24	EDWIGE Beatrice	0/1	0	0/1						1				1	1			48:08
27	NZE-MINKO Estelle	2/4	50	1/2		0/1			1/1	2	1							25:57
29	NIOMBLA Gnonsiane	1/3	33			0/2			1/1	2	1							33:27
64	LACRABERE Alexandra	2/6	33	0/1		0/2	2/2		0/1	1	2	1						39:05
Bench/Team														1				
Totals		19/41	46	3/8	3/8	2/12	4/4	4/5	3/4	12	10	1		2	1			

Goalkeepers		Total Shots		6m Shots		Wing Shots		9m Shots		7m Shots		Fast Breaks		Breakthroughs	
No.	Name	S/S	%	S/S	%	S/S	%	S/S	%	S/S	%	S/S	%	S/S	%
1	GLAUSER Laura	6/16	38	1/5	20	1/3	33	1/4	25			3/4	75		
12	LEYNAUD Amandine	9/21	43	1/4	25	1/2	50	5/7	71	1/4	25	0/1	0	1/3	33
Totals		15/37	41	2/9	22	2/5	40	6/11	55	1/4	25	3/5	60	1/3	33

Team Shots	Goals	Saves	Missed	Post	Blocked	Total	%
6m Shots	3	3	2			8	38
Wing Shots	3	4		1		8	38
9m Shots	2	3	2	3	2	12	17
7m Shots	4				N/A	4	100
Fast Breaks	4			1		5	80
Breakthroughs	3	1				4	75
Totals	19	11	4	5	2	41	46

Number of Attacks: 47, Scoring Efficiency: 40%



Match Team Statistics

Estatística da partida por equipe / Statistiques du match par équipe

Match 38

FRA 19 - 22 RUS

(7 - 10) (12 - 12)

Referees: ROEN Guro / ARNTSEN Kjersti (NOR)

FRA - France

Shots Distribution


Players

Goals / Shots

1 GLAUSER L	5 AYGLON SAURINA C	7 PINEAU A	8 LANDRE L	10 ZAADI DEUNA G	11 PROUVENSIER M	12 LEYNAUD A
		1/1 2/2	1/1 1/1		1/2 1/1	
		0/1 1/1				
		2-Missed 2-Post			1-Missed	
13 HOUETTE M	17 DEMBELE S	22 HORACEK T	24 EDWIGE B	27 NZE-MINKO E	29 NIOMBLA G	64 LACRABERE A
				1/1	1/1	
	2/3 0/2 2/2		0/1		0/1	2/3 0/1
	2-Post	1-Missed			1-Blocked	1-Post 1-Blocked

Team
Goals / Shots

1/1	2/2	3/3
0/1		2/3
6/11	1/3	4/6
4-Missed	5-Post	2-Blocked



Goalkeepers
Saves / Shots

3/5	0/1	1/3
3/4	1/1	3/3
1/8		3/12

1 GLAUSER L

1/2		
2/3		1/1
0/2		2/8

12 LEYNAUD A

2/3	0/1	1/3
1/1	1/1	2/2
1/6		1/4



Match Team Statistics

Estatística da partida por equipe / Statistiques du match par équipe

Match 38

FRA 19 - 22 RUS

(7 - 10) (12 - 12)

Referees: ROEN Guro / ARNTSEN Kjersti (NOR)

RUS - Russian Federation

Players		Shots								Offence		Defence		Punishments			TP	
No.	Name	G/S	%	6m	Wing	9m	7m	FB	BT	AS	TO	ST	BS	YC	2Min	RC		BC
2	KUZNETSOVA Polina	4/4	100		2/2			1/1	1/1	1		1		1				59:38
7	DMITRIEVA Daria	4/8	50	2/2		1/5			1/1	2	3							42:37
8	SEN Anna	1/3	33	1/1				0/2					2					20:27
10	AKOPIAN Olga	2/4	50	1/1	0/1	1/2				1	1					1		32:51
13	VYAKHIREVA Anna	5/6	83	3/3	1/1		1/2				2			1				40:24
15	SUDAKOVA Marina	1/3	33		0/1			1/1	0/1			2						32:52
17	BOBROVNIKOVA Vladlena	2/6	33	0/1		2/5						1				1		27:47
21	ZHILINSKAYTE Victoria	0/2	0					0/2		2								19:55
22	MARENNIKOVA Ekaterina									1								10:58
24	BLIZNOVA Irina	1/3	33		0/1	1/2				3								34:15
33	ILINA Ekaterina	2/4	50	0/1			2/3				2							5:09
77	PETROVA Mayya													1				33:07
84	EROKHINA Tatiana																	59:20
88	KALININA Viktoriia																	0:40
Bench/Team																		
Totals		22/43	51	7/9	3/6	5/14	3/5	2/6	2/3	10	9	3	2	3	2			

Goalkeepers		Total Shots		6m Shots		Wing Shots		9m Shots		7m Shots		Fast Breaks		Breakthroughs	
No.	Name	S/S	%	S/S	%	S/S	%	S/S	%	S/S	%	S/S	%	S/S	%
84	EROKHINA Tatiana	11/28	39	3/6	50	4/7	57	3/5	60	0/2	0	0/4	0	1/4	25
88	KALININA Viktoriia	0/2	0							0/2	0				
Totals		11/30	37	3/6	50	4/7	57	3/5	60	0/4	0	0/4	0	1/4	25

Team Shots	Goals	Saves	Missed	Post	Blocked	Total	%
6m Shots	7	2				9	78
Wing Shots	3	2	1			6	50
9m Shots	5	6	1	2		14	36
7m Shots	3	1	1		N/A	5	60
Fast Breaks	2	3	1			6	33
Breakthroughs	2	1				3	67
Totals	22	15	4	2		43	51

Number of Attacks: 48, Scoring Efficiency: 46%



Match Team Statistics

Estatística da partida por equipe / Statistiques du match par équipe

Match 38

FRA 19 - 22 RUS

(7 - 10) (12 - 12)

Referees: ROEN Guro / ARNTSEN Kjersti (NOR)

RUS - Russian Federation

Shots Distribution

Players

Goals / Shots

2 KUZNETSOVA P	7 DMITRIEVA D	8 SEN A	10 AKOPIAN O	13 VYAKHIREVA A	15 SUDAKOVA M	17 BOBROVNIKOVA V
1/1 1/1	1/1		0/1		1/1	0/1 0/1
	0/1	0/2		1/2		0/1 0/1
1/1 1/1	3/4		2/3	1/1 3/3	0/2	2/2

1-Missed 1-Post

21 ZHILINSKAYE V	22 MARENNIKOVA E	24 BLIZNOVA I	33 ILINA E	77 PETROVA M	84 EROKHINA T	88 KALININA V
0/1			1/1			
			0/1			
		1/1	1/1			

1-Missed

1-Missed 1-Post

1-Missed

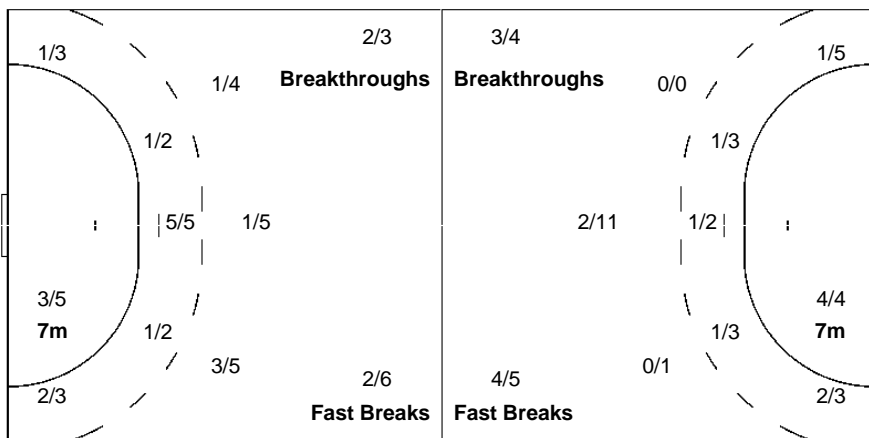
Team
Goals / Shots

2/5	1/1	2/3
1/4	0/1	0/3
7/8		9/12

4-Missed 2-Post

Offence

Defence



Goalkeepers
Saves / Shots

0/1	0/2	0/3
1/1		1/3
5/11	2/3	2/6

84 EROKHINA T

0/1	0/2	0/2
1/1		1/3
5/10	2/3	2/6

88 KALININA V

		0/1
0/1		

Legend:	% Efficiency	2Min 2 Minute Suspensions	6m 6 metre Shots	7m 7 metre Shots	9m 9 metre Shots
AS Assists	BS Blocked Shots	BT Breakthroughs	BC Blue Cards	FB Fast Breaks	S/S Saves/Shots
G/S Goals/Shots	N/A Not Applicable	No. Uniform Number	RC Red Cards	S/S Saves/Shots	YC Yellow Cards
ST Steals	TO Turnover	TP Time Played	Wing Wing Shots		



Cumulative Statistics
Estatísticas acumuladas / Statistiques cumulatives

RUS - Russian Federation
After 8 matches

Players		MP	Shots								Offence		Defence		Punishments			TP	
No.	Name		G/S	%	6m	Wing	9m	7m	FB	BT	AS	TO	ST	BS	YC	2Min	RC		BC
1	SEDOYKINA Anna	3									2								1:59:26
2	KUZNETSOVA Polina	8	30/34	88	1/2	15/18	1/1		7/7	6/6	2	7	4		4	3			6:02:39
7	DMITRIEVA Daria	8	28/52	54	8/12	0/1	9/22		3/6	8/11	16	16	3	4	2	6			5:23:19
8	SEN Anna	8	15/23	65	12/15		1/3		2/5		5	4	1	11	2	4			4:29:33
10	AKOPIAN Olga	8	14/35	40	4/8	1/2	8/24			1/1	11	9	1	1	1	3			3:17:23
13	VYAKHIREVA Anna	8	36/53	68	4/7	5/8	1/5	13/18	6/6	7/9	23	14	2	1	2		1		4:58:29
15	SUDAKOVA Marina	8	23/34	68	2/2	14/18			5/10	2/4	3	4	4			1			4:24:22
17	BOBROVNIKOVA Vladlena	8	29/49	59	5/10	0/1	18/30		2/2	4/6	19	11		1	1	3			4:15:46
21	ZHILINSKAYTE Victoria	8	11/19	58	1/2		2/5	5/7	0/2	3/3	4	5	2	7	1	4			2:31:26
22	MARENNIKOVA Ekaterina	8	10/12	83	4/4		1/1		4/6	1/1	2	1	1	1		4			2:19:26
24	BLIZNOVA Irina	8	24/40	60	3/4	5/8	7/16	2/4	1/1	6/7	13	12	1	1	2	2			4:16:34
33	ILINA Ekaterina	8	26/41	63	5/8	2/3	6/14	6/7	3/4	4/5	5	5	2			1			2:48:24
77	PETROVA Mayya	8	10/12	83	9/11				1/1		3	4			5	6			4:12:39
84	EROKHINA Tatiana	5									2		1						2:57:31
88	KALININA Viktoriia	8									2	4							3:13:03
Bench/Team															5				
Totals			256/404	63	58/85	42/59	54/121	26/36	34/50	42/53	110	98	22	27	25	37	1		

Goalkeepers		Total Shots		6m Shots		Wing Shots		9m Shots		7m Shots		Fast Breaks		Breakthroughs	
No.	Name	S/S	%	S/S	%	S/S	%	S/S	%	S/S	%	S/S	%	S/S	%
1	SEDOYKINA Anna	26/84	31	6/21	29	6/11	55	11/27	41	1/9	11	1/9	11	1/7	14
84	EROKHINA Tatiana	36/117	31	6/29	21	9/25	36	13/25	52	3/13	23	2/15	13	3/10	30
88	KALININA Viktoriia	46/137	34	10/39	26	6/17	35	22/38	58	4/21	19	1/11	9	3/11	27
Totals		108/338	32	22/89	25	21/53	40	46/90	51	8/43	19	4/35	11	7/28	25

Team Shots	Goals	Saves	Missed	Post	Blocked	Total	%
6m Shots	58	23	2	1	1	85	68
Wing Shots	42	11	4	2		59	71
9m Shots	54	39	13	10	5	121	45
7m Shots	26	7	1	2	N/A	36	72
Fast Breaks	34	8	5	3		50	68
Breakthroughs	42	8	1	2		53	79
Totals	256	96	26	20	6	404	63

Played		
PR	KOR	30 - 25
PR	FRA	26 - 25
PR	SWE	36 - 34
PR	ARG	35 - 29
PR	NED	38 - 34
QF	ANG	31 - 27
SF	NOR	38 - 37
GM	FRA	22 - 19

Number of Attacks: 481, Scoring Efficiency: 53%



Cumulative Statistics
Estatísticas acumuladas / Statistiques cumulatives

RUS - Russian Federation
After 8 matches

Shots Distribution

Players

Goals / Shots

1 SEDOYKINA A	2 KUZNETSOVA P	7 DMITRIEVA D	8 SEN A	10 AKOPIAN O	13 VYAKHIREVA A	15 SUDAKOVA M
	2/2 8/10 5/5	3/4 0/3 5/6	2/2 1/2	0/1 0/3 1/1	7/7 5/8 3/3	10/10 2/4 2/3
		4/7 0/2 5/8	1/4 3/3	3/7 0/1 2/4	4/7 0/1 1/2	
	3/3 2/3 9/9	5/5 0/2 6/7	4/4 4/4	6/8 1/2 1/1	9/9 2/3 5/6	2/3 7/9
	1-Missed	3-Missed 4-Post 1-Blocked	1-Missed 2-Post 1-Blocked	4-Missed 1-Post 2-Blocked	2-Missed 4-Post 1-Blocked	1-Missed 4-Post

17 BOBROVNIKOVA V	21 ZHILINSKAYTE V	22 MARENNIKOVA E	24 BLIZNOVA I	33 ILINA E	77 PETROVA M	84 EROKHINA T
1/3 1/3 3/4	0/1		1/1 0/1 2/2	2/3 1/2 6/7	2/2 0/1 2/2	
5/6 0/1 2/5	1/1 3/3		4/7 3/5	3/3 0/1 4/6		
10/14 3/3 4/7	7/7 0/2 0/4	3/3 3/3 3/3	4/5 4/5 6/6	3/5 0/1 7/7	2/2 1/1 3/3	
2-Missed 1-Post	1-Missed	2-Missed	5-Missed 2-Post 1-Blocked	4-Missed 2-Post		

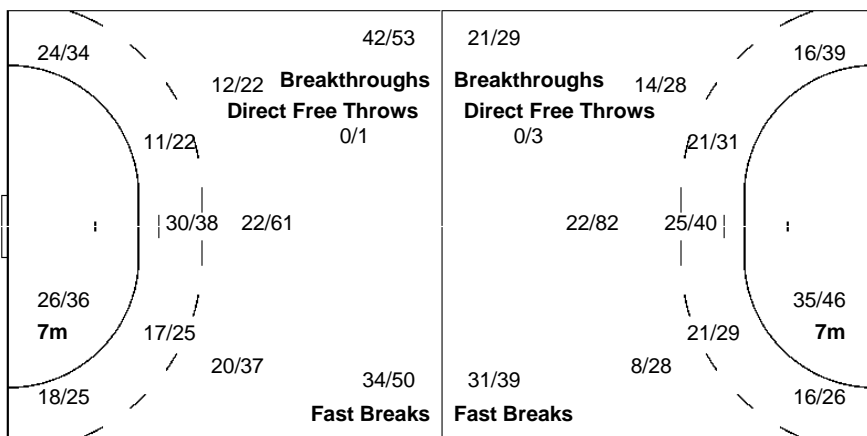
88 KALININA V

Team
Goals / Shots

30/36	17/35	30/35
25/42	0/6	25/39
56/65	18/28	55/66

26-Missed 20-Post 6-Blocked

Offence



Goalkeepers
Saves / Shots

4/27	9/28	2/22
19/40	7/8	13/27
23/89	18/50	12/46

1 SEDOYKINA A

2/11	4/9	0/5
4/12	1/1	1/3
4/24	5/12	5/7

84 EROKHINA T

0/5	2/7	1/7
8/12	1/1	2/9
11/36	7/16	4/24

88 KALININA V

2/11	3/12	1/10
7/16	5/6	10/15
8/29	6/22	3/15



Cumulative Statistics
Estatísticas acumuladas / Statistiques cumulatives

Legend:									
%	Efficiency	2Min	2 Minute Suspensions	6m	6-metre Shots	7m	7-metre Shots	9m	9-metre Shots
AS	Assists	BS	Blocked Shots	BT	Breakthroughs	BC	Blue Cards	FB	Fast Breaks
G/S	Goals/Shots	GM	Gold Medal Match	MP	Matches Played	N/A	Not Applicable	No.	Uniform Number
PR	Preliminary Round	QF	Quarterfinal	RC	Red Cards	S/S	Saves/Shots	SF	Semifinal
ST	Steals	TO	Turnovers	TP	Time Played	Wing	Wing Shots	YC	Yellow Cards

Player #84 EROKHINA Tatiana replaces #1 SEDOYKINA Anna



Cumulative Statistics
Estatísticas acumuladas / Statistiques cumulatives

FRA - France
After 8 matches

Players		MP	Shots								Offence		Defence		Punishments			TP
No.	Name		G/S	%	6m	Wing	9m	7m	FB	BT	AS	TO	ST	BS	YC	2Min	RC	
1	GLAUSER Laura	8								1								3:23:53
3	DANCETTE Blandine	5	0/1	0		0/1				1								41:19
5	AYGLON SAURINA Camille	8	9/15	60	2/2	1/2	2/7		2/2	2/2	9	4	1	3	3	5		5:09:11
7	PINEAU Allison	8	32/74	43	10/20		8/33	10/16	1/2	3/3	19	20	5	2	3	1		6:06:40
8	LANDRE Laurisa	8	18/27	67	16/24		0/1		2/2		5	9	1	1		2		2:57:55
10	ZAADI DEUNA Grace	8	1/10	10	0/4		0/4		0/1	1/1	4	1						38:44
11	PROUVENSIER Marie	3	3/8	38	0/1	3/5	0/1		0/1		2				1			1:53:26
12	LEYNAUD Amandine	8	0/2	0			0/2						3					4:44:11
13	HOUETTE Manon	8	13/19	68	1/1	5/9		2/3	4/5	1/1	1	2	1					2:45:18
17	DEMBELE Siraba	8	23/36	64	4/4	6/14	0/2		9/12	4/4	4	5	2	1	5	1		5:25:41
18	BULLEUX Chloe	7	7/18	39	0/1	5/11	1/2		1/3	0/1	1	3	3		1	1		3:40:48
22	HORACEK Tamara	1	0/1	0			0/1											4:32
24	EDWIGE Beatrice	8	4/5	80	2/3				1/1	1/1	6	5	3	11	4	9		5:34:44
27	NZE-MINKO Estelle	8	15/31	48	7/13		4/10		1/3	3/5	10	12	2		1	2		4:14:05
29	NIOMBLA Gnonsiane	8	17/30	57	4/9		3/9	5/5		5/7	16	15		1	1	3		4:14:37
64	LACRABERE Alexandra	8	46/74	62	17/23	1/1	10/25	11/15	4/6	3/4	16	20	3	3		2		5:34:56
Bench/Team												1			4			
Totals			188/351	54	63/105	21/43	28/97	28/39	25/38	23/29	95	97	24	22	23	26		

Goalkeepers		Total Shots		6m Shots		Wing Shots		9m Shots		7m Shots		Fast Breaks		Breakthroughs	
No.	Name	S/S	%	S/S	%	S/S	%	S/S	%	S/S	%	S/S	%	S/S	%
1	GLAUSER Laura	45/109	41	11/28	39	12/23	52	13/23	57	2/14	14	6/16	38	1/5	20
12	LEYNAUD Amandine	61/161	38	8/33	24	6/22	27	38/60	63	2/19	11	2/11	18	5/16	31
Totals		106/270	39	19/61	31	18/45	40	51/83	61	4/33	12	8/27	30	6/21	29

Team Shots	Goals	Saves	Missed	Post	Blocked	Total	%
6m Shots	63	28	7	4	3	105	60
Wing Shots	21	18	2	2		43	49
9m Shots	28	36	12	10	11	97	29
7m Shots	28	8	1	1	N/A	39	72
Fast Breaks	25	9	3	1		38	66
Breakthroughs	23	5		1		29	79
Totals	188	104	25	19	14	351	54

Played		
PR	NED	18 - 14
PR	RUS	25 - 26
PR	ARG	27 - 11
PR	KOR	21 - 17
PR	SWE	27 - 25
QF	ESP	27 - 26
SF	NED	24 - 23
GM	RUS	19 - 22

Number of Attacks: 417, Scoring Efficiency: 45%



Cumulative Statistics

Estatísticas acumuladas / Statistiques cumulatives

FRA - France

After 8 matches

Shots Distribution

Players

Goals / Shots

1 GLAUSER L	3 DANCETTE B	5 AYGLON SAURINA C	7 PINEAU A	8 LANDRE L	10 ZAADI DEUNA G	11 PROUVENSIER M
		0/1	6/7 1/1 5/7		0/1 0/1	0/1
	0/1		2/12 0/2 6/9	3/3 0/1 2/3		
		3/3 1/1 5/6	7/9 1/2 4/5	4/6 2/3 3/4	0/1 0/1 1/1	1/3 1/1 1/1
			4-Blocked 9-Missed6-Post	4-Blocked 1-Missed1-Post	2-Missed3-Post	1-Missed1-Post

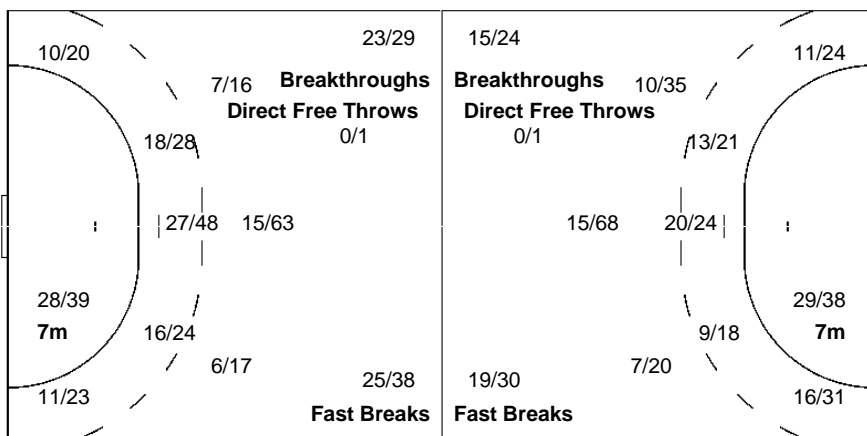
12 LEYNAUD A	13 HOUETTE M	17 DEMBELE S	18 BULLEUX C	22 HORACEK T	24 EDWIGE B	27 NZE-MINKO E
	3/3 2/2	0/1 2/2	2/5 0/2 0/2		1/1 1/1	3/5 0/1 4/4
	2/2 1/1 1/2	0/1 2/2	1/2 0/2 1/1			1/1 0/1
	3/6 0/1 1/1	13/15 4/7 2/4	2/3 1/1		1/1	3/7 3/4 1/3
1-Missed1-Post	1-Missed	2-Missed2-Post		1-Missed		4-Missed1-Post

29 NIOMBLA G	64 LACRABERE A
5/6 1/3 1/1	4/5 8/9 2/3
1/2 2/3	3/9 3/5
6/7 1/1 0/1	16/19 3/6 7/10
1-Missed2-Post 3-Blocked 2-Missed2-Post	3-Blocked

Team Goals / Shots

21/31	16/25	18/24
13/32	1/7	18/28
57/77	18/30	26/37
25-Missed 19-Post	14-Blocked	

Offence



Goalkeepers Saves / Shots

10/31	12/21	10/27
14/31	10/10	16/27
10/50	8/16	16/57

1 GLAUSER L

1/5	6/10	2/12
7/10	6/6	4/11
4/19	7/9	8/27

12 LEYNAUD A

9/26	6/11	8/15
7/21	4/4	12/16
6/31	1/7	8/30

Legend:		
%	Efficiency	2Min 2 Minute Suspensions
AS	Assists	BS Blocked Shots
G/S	Goals/Shots	GM Gold Medal Match
PR	Preliminary Round	QF Quarterfinal
ST	Steals	TO Turnovers
6m	6-metre Shots	BT Breakthroughs
7m	7-metre Shots	MP Matches Played
9m	9-metre Shots	RC Red Cards
BS	Blue Cards	TP Time Played
BC	Blue Cards	N/A Not Applicable
N/A	Not Applicable	S/S Saves/Shots
S/S	Saves/Shots	Wing Wing Shots
FB	Fast Breaks	YC Yellow Cards
No.	Uniform Number	
SF	Semifinal	
YC	Yellow Cards	

Player #11 PROUVENSIER Marie replaces #3 DANCETTE Blandine, Player #22 HORACEK Tamara replaces #18 BULLEUX Chloe



Cumulative Statistics
Estatísticas acumuladas / Statistiques cumulatives

NOR - Norway
After 8 matches

Players		MP	Shots								Offence		Defence		Punishments			TP
No.	Name		G/S	%	6m	Wing	9m	7m	FB	BT	AS	TO	ST	BS	YC	2Min	RC	
1	GRIMSBO Kari Aalvik	8								8	3							5:42:13
2	MOLID Mari	8	1/1	100					1/1						2	1		1:36:05
3	ARNTZEN Emilie Hegh	8	13/25	52	1/1			5/16	5/5	0/1	2/2	4	7	1	3		1	2:09:13
4	KRISTIANSEN Veronica	8	37/65	57	7/12			8/26	7/9	6/7	9/11	18	7	3	1	4	4	6:38:25
5	ALSTAD Ida	8	2/4	50					2/4				1			1	6	1:32:07
6	LOKE Heidi	8	31/45	69	23/33			1/1		7/11		23	12	2		3	6	7:07:57
9	MORK Nora	8	62/96	65	20/26	0/1		12/30	25/30		5/9	20	20	2		1	2	3:40:06
10	OFTEDAL Stine Bredal	8	30/52	58	8/14			4/12	1/2	6/7	11/17	39	18	2	1	1		6:42:30
14	FRAFJORD Marit Malm	8	3/4	75	1/1			0/1		2/2		4		2	6	4	8	3:36:52
16	LUNDE Katrine	8										1	1					2:06:56
18	KOREN Linn-Kristin Riegelhuth	8	4/9	44	1/1	2/7				1/1		2	2				1	1:41:07
22	KURTOVIC Amanda	8	24/38	63	2/3	15/24		0/2		7/9		5	4	3		1		6:29:18
23	HERREM Camilla	8	30/42	71	2/3	17/24				11/15		3	1	13			1	6:02:59
24	SOLBERG Sanna	8	10/11	91		6/7				4/4		1	5	2		1	1	2:04:12
	Bench/Team														2			
	Totals		247/392	63	65/94	40/63		30/88	40/50	45/58	27/39	128	81	30	11	20	31	

Goalkeepers		Total Shots		6m Shots		Wing Shots		9m Shots		7m Shots		Fast Breaks		Breakthroughs	
No.	Name	S/S	%	S/S	%	S/S	%	S/S	%	S/S	%	S/S	%	S/S	%
1	GRIMSBO Kari Aalvik	90/227	40	21/65	32	9/30	30	47/80	59	2/13	15	4/14	29	7/25	28
16	LUNDE Katrine	26/92	28	3/18	17	3/8	38	12/28	43	5/26	19	1/5	20	2/7	29
	Totals	116/321	36	24/83	29	12/38	32	59/109	54	7/39	18	5/20	25	9/32	28

Team Shots	Goals	Saves	Missed	Post	Blocked	Total	%
6m Shots	65	21	5		3	94	69
Wing Shots	40	14	3	6		63	63
9m Shots	30	30	9	5	14	88	34
7m Shots	40	6	4		N/A	50	80
Fast Breaks	45	10	2	1		58	78
Breakthroughs	27	9	2	1		39	69
Totals	247	90	25	13	17	392	63

Played		
PR	BRA	28 - 31
PR	ESP	27 - 24
PR	ANG	30 - 20
PR	MNE	28 - 19
PR	ROU	28 - 27
QF	SWE	33 - 20
SF	RUS	37 - 38
BM	NED	36 - 26

Number of Attacks: 446, Scoring Efficiency: 55%



Cumulative Statistics

Estatísticas acumuladas / Statistiques cumulatives

NOR - Norway After 8 matches

Shots Distribution

Players

Goals / Shots

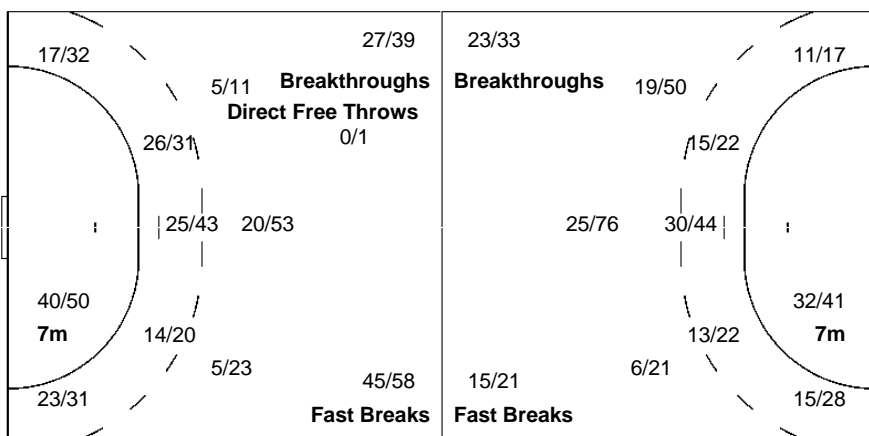
1 GRIMSBO KA	2 MOLID M	3 ARNTZEN EH	4 KRISTIANSEN V	5 ALSTAD I	6 LOKE H	9 MORK N
	1/1	2/2 1/1 0/1	4/5 1/2 1/1		2/4 1/1 1/2	11/13 4/4 3/3
		2/2 1/4	4/9 0/1 4/7		5/7 0/4 3/3	8/11 1/3 2/3
		4/5 3/5	11/13 3/9 9/10	2/2	7/8 4/6 8/9	18/21 4/5 11/15
		2-Missed 1-Post	2-Blocked 3-Missed	5-Blocked 2-Missed	1-Post	7-Missed 4-Post 7-Blocked

10 OFTEDAL SB	14 FRAFJORD MM	16 LUNDE K	18 KOREN LKR	22 KURTOVIC A	23 HERREM C	24 SOLBERG S
6/7 1/2 1/2			1/3 0/2	6/7 1/1 1/1	0/1 4/4 1/1	1/1 1/1
2/2 2/3 3/5			1/1	2/3 1/2	3/3 0/1 1/2	
9/11 2/7 4/4	1/1 1/1 1/1		1/1 0/1 1/1	3/4 1/3 9/11	8/12 5/6 8/8	2/2 3/3 3/3
7-Missed 2-Blocked	1-Post			1-Missed 4-Post 1-Blocked 3-Missed 1-Post		1-Post

Team Goals / Shots

33/43	14/18	9/12
26/37	4/13	15/26
66/80	23/41	57/67
25-Missed	13-Post	17-Blocked

Offence



Defence

Goalkeepers Saves / Shots

10/37	11/24	9/29
21/40	6/6	13/35
15/56	16/33	15/61

1 GRIMSBO KA

7/24	10/14	6/21
16/29	2/2	10/22
15/48	13/24	11/43

16 LUNDE K

3/13	1/9	3/8
5/10	4/4	3/13
0/8	3/9	4/18

Legend:		
%	Efficiency	2Min 2 Minute Suspensions
AS	Assists	BM Bronze Medal Match
FB	Fast Breaks	G/S Goals/Shots
PR	Preliminary Round	QF Quarterfinal
ST	Steals	TO Turnovers
6m	6-metre Shots	BS Blocked Shots
MP	Matches Played	N/A Not Applicable
RC	Red Cards	S/S Saves/Shots
TP	Time Played	Wing Wing Shots
7m	7-metre Shots	9m 9-metre Shots
BT	Breakthroughs	BC Blue Cards
YC	Yellow Cards	No. Uniform Number
		SF Semifinal



Cumulative Statistics
Estatísticas acumuladas / Statistiques cumulatives

NED - Netherlands
After 8 matches

Players		MP	Shots								Offence		Defence		Punishments			TP	
No.	Name		G/S	%	6m	Wing	9m	7m	FB	BT	AS	TO	ST	BS	YC	2Min	RC		BC
6	van der HEIJDEN Laura	8	32/51	63	4/8		12/25	10/11	3/4	3/3	11	14		2	5	3			5:00:02
8	ABBINGH Lois	8	16/44	36	1/4		12/35	3/5			8	11		2		1			3:39:24
9	van OLPHEN Sanne	8	10/19	53	1/3		6/13		2/2	1/1	6	6		1		1			1:42:05
10	SNELDER Danick	8	13/15	87	11/12				2/3		5	9	2	5	6	5			5:03:26
13	BROCH Yvette	8	19/24	79	14/18		3/4		2/2		5	8	2	1	1	3			3:55:15
17	GROOT Nycke	8	28/57	49	6/11		11/32		3/5	8/9	25	22	4	1	4	6			6:38:31
18	DULFER Kelly	8	2/5	40			0/2		1/2	1/1	7	4	7	10	5	5			3:53:15
21	GOOS Michelle	8	14/20	70		5/10			9/10		1	2			4				3:05:33
23	JANKOVIC Jasmina	8								8	1								1:32:04
24	SMEETS Martine	8	12/18	67	0/2	1/3	0/1		11/12			1							4:48:34
26	MALESTEIN Angela	8	23/41	56	4/4	12/25			7/12		3	7	2		2	1			4:43:00
30	LUCIANO Ailly	8	9/19	47	1/3	3/10			5/5	0/1	2	1	2			2			3:09:59
33	WESTER Tess	8	2/4	50			2/4				6	5							5:58:09
79	POLMAN Estavana	8	36/69	52	8/12	0/1	13/37	6/8	3/3	6/8	11	16	1						2:50:53
Bench/Team																			
Totals			216/387	56	50/77	21/50	59/153	19/24	48/60	19/23	98	107	20	22	23	31			

Goalkeepers		Total Shots		6m Shots		Wing Shots		9m Shots		7m Shots		Fast Breaks		Breakthroughs	
No.	Name	S/S	%	S/S	%	S/S	%	S/S	%	S/S	%	S/S	%	S/S	%
23	JANKOVIC Jasmina	22/70	31	7/16	44	2/10	20	10/22	45	1/10	10	1/7	14	1/5	20
33	WESTER Tess	73/239	31	16/63	25	7/37	19	37/64	58	7/33	21	4/25	16	2/17	12
Totals		95/313	30	23/82	28	9/47	19	47/86	55	8/43	19	5/33	15	3/22	14

Team Shots	Goals	Saves	Missed	Post	Blocked	Total	%
6m Shots	50	19	2	4	2	77	65
Wing Shots	21	14	7	8		50	42
9m Shots	59	50	9	13	22	153	39
7m Shots	19	3		2	N/A	24	79
Fast Breaks	48	9		3		60	80
Breakthroughs	19	4				23	83
Totals	216	99	18	30	24	387	56

Played		
PR	FRA	14 - 18
PR	ARG	26 - 18
PR	KOR	32 - 32
PR	SWE	29 - 29
PR	RUS	34 - 38
QF	BRA	32 - 23
SF	FRA	23 - 24
BM	NOR	26 - 36

Number of Attacks: 458, Scoring Efficiency: 47%



Cumulative Statistics

Estatísticas acumuladas / Statistiques cumulatives

NED - Netherlands

After 8 matches

Shots Distribution

Players

Goals / Shots

6 van der HEIJDEN L			8 ABBINGH L			9 van OLPHEN S			10 SNELDER D			13 BROCH Y			17 GROOT N			18 DULFER K		
4/5	1/3	3/3	1/1	1/1	3/4	1/3		2/3			2/2	3/3	1/1	2/2	9/11		3/4			
5/8		3/4	4/7	1/2	0/2	1/1					2/2	3/4		1/1	3/10		0/3			
9/13	3/3	4/7	3/4		3/7	1/1		5/6	2/3	3/4	4/4	4/5	2/4	3/4	8/10	3/4	2/4	1/2		1/1

1-Missed2-Post 2-Blocked 3-Missed6-Post 7-Blocked 1-Missed1-Post 3-Blocked

2-Missed5-Post 4-Blocked 2-Post

21 GOOS M			23 JANKOVIC J			24 SMEETS M			26 MALESTEIN A			30 LUCIANO A			33 WESTER T			79 POLMAN E		
	2/2							3/3	6/7	3/4	2/2	2/2	0/1			1/1		7/7	0/2	1/3
3/4		3/4				0/1		2/2	1/3		0/1	1/2	0/1	2/2				2/6	0/2	3/6
1/1		5/5				2/2	1/1	4/4	4/5	4/8	3/3	1/3	0/1	3/4		1/1		7/10	4/6	12/16

2-Missed2-Post

2-Missed2-Post 1-Blocked 3-Missed5-Post

3-Post

2-Missed

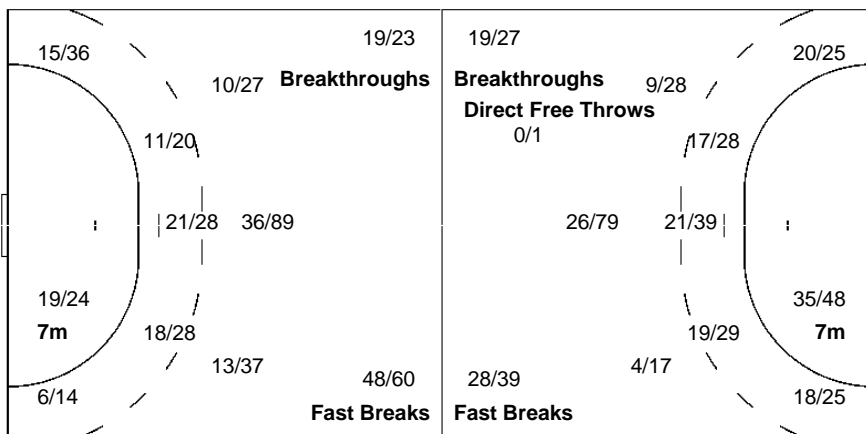
2-Missed2-Post 7-Blocked

Team Goals / Shots

33/39	9/15	21/27
23/46	1/5	16/27
43/59	21/32	49/65

18-Missed 30-Post 24-Blocked

Offence



Goalkeepers Saves / Shots

8/28	7/26	5/31
18/38	10/12	10/38
11/62	10/23	16/55

23 JANKOVIC J

4/7	2/7	1/6
3/8	2/2	2/10
1/13	2/4	5/13

33 WESTER T

4/20	5/18	4/25
15/30	8/10	8/27
10/49	8/18	11/42

Legend:		
%	Efficiency	2Min 2 Minute Suspensions
AS	Assists	6m 6-metre Shots
FB	Fast Breaks	7m 7-metre Shots
PR	Preliminary Round	BT Breakthroughs
ST	Steals	N/A Not Applicable
		S/S Saves/Shots
		Wing Wing Shots
		9m 9-metre Shots
		BC Blue Cards
		No. Uniform Number
		SF Semifinal
		YC Yellow Cards
		BM Bronze Medal Match
		BS Blocked Shots
		MP Matches Played
		RC Red Cards
		TP Time Played
		QF Quarterfinal
		TO Turnovers



Cumulative Statistics
Estatísticas acumuladas / Statistiques cumulatives

BRA - Brazil
After 6 matches

Players		MP	Shots								Offence		Defence		Punishments			TP	
No.	Name		G/S	%	6m	Wing	9m	7m	FB	BT	AS	TO	ST	BS	YC	2Min	RC		BC
2	DINIZ Fabiana	6	2/3	67	1/2				1/1		1	1	1	2	2	5			2:58:47
3	MARTINEZ Alexandra	6	26/38	68	5/5	8/17	0/2	9/9	4/5			3	2		1				3:17:42
4	ROCHA Samira	6	8/16	50	1/3	2/6		2/4	3/3		1	2	1			4			1:52:52
5	PIEADADE Daniela	6	7/10	70	7/10						2	5		1	3	4			3:11:51
7	LIMA de ARAUJO Tamires	6	3/4	75	2/3				1/1						1	1			47:37
8	FRANCA da SILVA Fernanda	6	24/39	62	1/2	10/20	0/2	7/9	6/6		4	3	3		2	3			4:12:46
9	BELO Ana Paula	6	37/65	57	7/11	1/1	11/30	6/9	7/8	5/6	22	15	2						5:21:37
10	QUINTINO Jessica	6	10/17	59		6/12			4/5		2	1	1			1			2:46:26
12	ARENHART Barbara	6	1/1	100			1/1				3	1							4:12:07
15	ROCHA Francielle	6	6/12	50	3/5	0/1	1/4		1/1	1/1	9	10							1:42:06
18	TALESKA Eduarda	6	16/35	46	2/3		10/27			4/5	23	15	3	4	5	6	1		4:35:50
22	FIER de MOURA Mayara	6	1/3	33			1/3												21:56
81	FACHINELLO Deonise	6	20/30	67	12/16		5/10			3/4	11	8	2	3	1	4			4:58:12
84	PESSOA Mayssa Raquel	6									1								1:40:11
Bench/Team												1			3				
Totals			161/273	59	41/60	27/57	29/79	24/31	27/30	13/16	79	65	15	10	18	28	1		

Goalkeepers		Total Shots		6m Shots		Wing Shots		9m Shots		7m Shots		Fast Breaks		Breakthroughs	
No.	Name	S/S	%	S/S	%	S/S	%	S/S	%	S/S	%	S/S	%	S/S	%
12	ARENHART Barbara	48/151	32	15/43	35	11/27	41	15/35	43	2/16	13	3/17	18	2/13	15
84	PESSOA Mayssa Raquel	17/60	28	6/15	40	3/7	43	6/16	38	1/5	20	0/7	0	1/10	10
Totals		65/214	30	21/59	36	14/34	41	21/51	41	3/21	14	3/25	12	3/24	13

Team Shots	Goals	Saves	Missed	Post	Blocked	Total	%
6m Shots	41	10	3	5	1	60	68
Wing Shots	27	19	7	4		57	47
9m Shots	29	27	5	8	10	79	37
7m Shots	24	3	2	2	N/A	31	77
Fast Breaks	27	2	1			30	90
Breakthroughs	13		1	2		16	81
Totals	161	61	19	21	11	273	59

Played		
PR	NOR	31 - 28
PR	ROU	26 - 13
PR	ESP	24 - 29
PR	ANG	28 - 24
PR	MNE	29 - 23
QF	NED	23 - 32

Number of Attacks: 312, Scoring Efficiency: 52%



Cumulative Statistics

Estatísticas acumuladas / Statistiques cumulatives

BRA - Brazil After 6 matches

Shots Distribution

Players

Goals / Shots

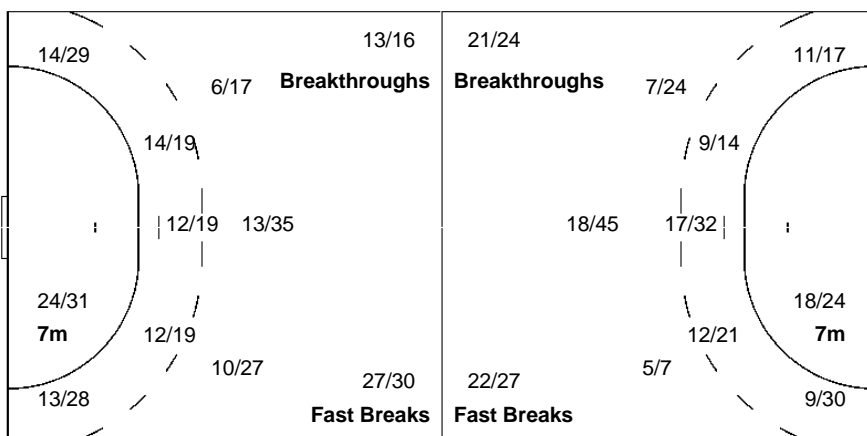
2 DINIZ F	3 MARTINEZ A	4 ROCHA S	5 PIEDADE D	7 LIMA de ARAUJO T	8 FRANCA da SILVA F	9 BELO AP
1/1	3/3	0/1	1/1		3/3	1/2
0/1	2/5	0/1	2/2	1/1	1/2	0/1
1/1	11/11	5/5	0/1	2/2	5/5	6/6
	6/9	1/1	0/1		1/2	1/4
	3/5		3/3		8/10	13/15
	2-Missed2-Post	2-Missed2-Post	1-Post	1-Post	1-Missed2-Post	3-Missed8-Post 6-Blocked

10 QUINTINO J	12 ARENHART B	15 ROCHA F	18 TALESKA E	22 FIER de MOURA M	81 FACHINELLO D	84 PESSOA MR
2/2		1/1	1/1	1/1	2/3	
1/2		0/1	0/1	0/1	2/3	
2/2	1/1	2/3	6/10	6/8	6/6	
	1/1	1/1	2/3		1/1	
		1/1	1-Blocked 4-Missed1-Post 4-Blocked		3-Post	

Team Goals / Shots

11/14	13/19	11/13
13/27	0/6	14/21
43/49	15/24	41/49
19-Missed 21-Post		11-Blocked

Offence



Defence

Goalkeepers Saves / Shots

5/26	8/14	4/18
9/23	7/8	5/18
11/46	7/20	9/41

12 ARENHART B

4/19	8/12	2/13
5/13	5/5	4/15
9/31	5/16	6/27

84 PESSOA MR

1/7	0/2	2/5
4/9	2/2	1/3
2/15	2/3	3/14

Legend:		
%	Efficiency	
AS	Assists	
G/S	Goals/Shots	
QF	Quarterfinal	
TP	Time Played	
2Min	2 Minute Suspensions	
BS	Blocked Shots	
MP	Matches Played	
RC	Red Cards	
Wing	Wing Shots	
6m	6-metre Shots	
BT	Breakthroughs	
N/A	Not Applicable	
S/S	Saves/Shots	
YC	Yellow Cards	
7m	7-metre Shots	
BC	Blue Cards	
No.	Uniform Number	
ST	Steals	
9m	9-metre Shots	
FB	Fast Breaks	
PR	Preliminary Round	
TO	Turnovers	

remove of red card for player number 2 (BRA) due to 3rd time 2 minutes suspension



Cumulative Statistics
Estatísticas acumuladas / Statistiques cumulatives

ESP - Spain
After 6 matches

Players		MP	Shots								Offence		Defence		Punishments			TP
No.	Name		G/S	%	6m	Wing	9m	7m	FB	BT	AS	TO	ST	BS	YC	2Min	RC	
2	LOPEZ Marta	6	1/4	25		1/4				1								1:01:28
4	MARTIN Carmen	6	24/30	80		13/18		5/5	6/7	8	11	2			1			5:02:08
6	ALBERTO Neli	5	7/16	44	1/3			1/6	5/6	0/1		3	4	1		3		1:18:30
9	MANGUE Marta	6	12/38	32	7/14			1/16		2/2	2/6	27	16	3	1	1	3	4:37:44
10	AGUILAR Macarena	6	10/17	59	7/12					3/5	13	11			1			1:52:25
12	NAVARRO Silvia	6								1	1	1						4:54:05
14	CHAVEZ Elizabet	6	11/17	65	11/16				0/1	4	3		4	3	5	1		3:59:06
17	PINEDO Elizabeth	6	15/21	71	6/8	4/6				5/6	0/1	3	2	4		1	3	4:47:45
25	PENA Nerea	6	32/47	68	8/10			11/21	10/12	0/1	3/3	10	15			2		2:31:35
27	GONZALEZ Lara	6	1/1	100						1/1		2	2			5	4	3:14:08
30	ELORZA Patricia	6	3/4	75	3/4					2	1			2	1	3		2:06:06
35	EGOZKUE Naiara	6	5/5	100	1/1	2/2				2/2		1	1			1		1:25:40
44	HERNANDEZ Ainhoa	1																
48	ZOQBI Darly	6											1					1:15:59
86	CABRAL Alexandrina	6	30/49	61	1/5	0/1		6/16	7/9	5/5	11/13	7	14	9	4	3	2	5:03:21
Bench/Team															4			
Totals			151/249	61	45/73	20/31	19/59	27/32	21/26	19/28	82	82	20	11	20	26	1	

Goalkeepers		Total Shots		6m Shots		Wing Shots		9m Shots		7m Shots		Fast Breaks		Breakthroughs	
No.	Name	S/S	%	S/S	%	S/S	%	S/S	%	S/S	%	S/S	%	S/S	%
12	NAVARRO Silvia	64/168	38	15/45	33	13/29	45	24/41	59	4/20	20	5/17	29	3/16	19
48	ZOQBI Darly	13/52	25	3/13	23	4/8	50	2/9	22	1/12	8	3/8	38	0/2	0
Totals		77/220	35	18/58	31	17/37	46	26/50	52	5/32	16	8/25	32	3/18	17

Team Shots	Goals	Saves	Missed	Post	Blocked	Total	%
6m Shots	45	18	5	3	2	73	62
Wing Shots	20	7	1	3		31	65
9m Shots	19	21	10	2	7	59	32
7m Shots	27	4		1	N/A	32	84
Fast Breaks	21	4		1		26	81
Breakthroughs	19	2	4	3		28	68
Totals	151	56	20	13	9	249	61

Played		
PR	MNE	25 - 19
PR	NOR	24 - 27
PR	BRA	29 - 24
PR	ROU	21 - 24
PR	ANG	26 - 22
QF	FRA	26 - 27

Number of Attacks: 321, Scoring Efficiency: 47%



Cumulative Statistics

Estatísticas acumuladas / Statistiques cumulatives

ESP - Spain After 6 matches

Shots Distribution

Players

Goals / Shots

2 LOPEZ M	4 MARTIN C	6 ALBERTO N	9 MANGUE M	10 AGUILAR M	12 NAVARRO S	14 CHAVEZ E
	5/5	5/5	0/1			
	2/3		2/2			
	4/5	2/3	4/5			
2-Post	1-Post	1-Missed2-Post	2-Blocked	12-Missed2-Post	3-Blocked	1-Missed2-Post
						1-Blocked
						2-Missed

17 PINEDO E	25 PENAN	27 GONZALEZ L	30 ELORZA P	35 EGOZKUE N	44 HERNANDEZ A	48 ZOQBI D
1/1	1/1	1/1				
2/4		1/1				
4/4	2/4	3/3				
1-Missed1-Post	2-Post	3-Blocked				

86 CABRAL A

2/4	1/3	4/7
3/5		4/9
8/8	1/1	7/8

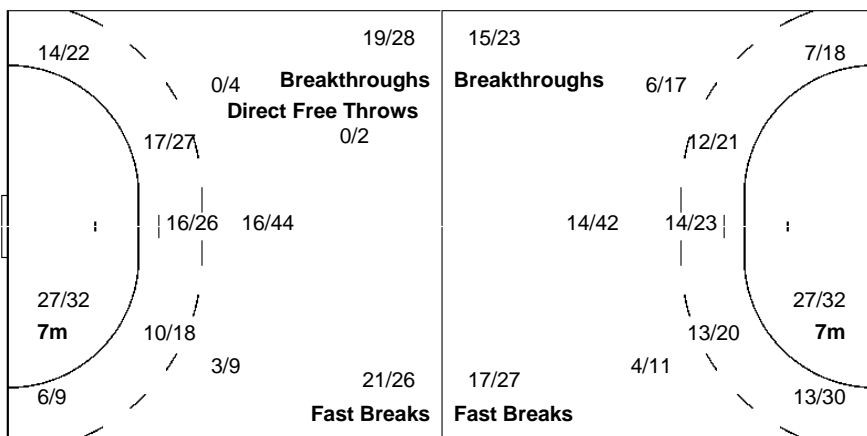
3-Missed1-Post

Team Goals / Shots

19/25	11/17	14/23
19/27		15/25
34/36	11/20	28/34

20-Missed 13-Post 9-Blocked

Offence



Defence

Goalkeepers Saves / Shots

9/26	7/17	2/16
10/23	7/9	12/26
10/42	10/24	10/37

12 NAVARRO S

6/19	6/14	2/14
10/20	5/6	10/22
7/32	9/19	9/22

48 ZOQBI D

3/7	1/3	0/2
0/3	2/3	2/4
3/10	1/5	1/15

Legend:		
%	Efficiency	
AS	Assists	
G/S	Goals/Shots	
QF	Quarterfinal	
TP	Time Played	
2Min	2 Minute Suspensions	
BS	Blocked Shots	
MP	Matches Played	
RC	Red Cards	
Wing	Wing Shots	
6m	6-metre Shots	
BT	Breakthroughs	
N/A	Not Applicable	
S/S	Saves/Shots	
YC	Yellow Cards	
7m	7-metre Shots	
BC	Blue Cards	
No.	Uniform Number	
ST	Steals	
9m	9-metre Shots	
FB	Fast Breaks	
PR	Preliminary Round	
TO	Turnovers	

Player #44 HERNANDEZ Ainhoa replaces #6 ALBERTO Neli



Cumulative Statistics
Estatísticas acumuladas / Statistiques cumulatives

SWE - Sweden
After 6 matches

Players		MP	Shots								Offence		Defence		Punishments			TP
No.	Name		G/S	%	6m	Wing	9m	7m	FB	BT	AS	TO	ST	BS	YC	2Min	RC	
1	BUNDSEN Johanna	6								3	3							2:41:35
3	TEGSTEDT Frida	6	3/5	60	3/5					2	4		3	4	1			1:59:12
6	STROMBERG Carin	6	2/8	25	1/2			0/4				1/2	5	5		1	3	1:15:56
7	BLOHM Linn	6	18/25	72	16/23					2/2			2	6	1	1		3:23:52
8	ROBERTS Jamina	6	19/28	68	4/6	1/2	4/8			6/8	4/4		7	4	2		1	2:15:14
9	SAND Louise	6	11/19	58	1/2	5/12				5/5			1	3	2		1	4:50:49
10	EK Michaela	5	5/10	50	2/2	2/5				1/3			1	2	1		1	2:07:19
12	IDEHN Filippa	6								1	2							3:02:10
17	TORSTENSSON Linnea	6	18/37	49	4/5			10/26		1/2	3/4		9	17	3	4	2	3:16:53
20	GULLDEN Isabelle	6	36/54	67	7/11			5/16	20/22	0/1	4/4		23	11	4	4	1	4:57:13
22	BLOMSTRAND Hanna	1	1/3	33		1/3												21:49
24	HAGMAN Nathalie	6	38/62	61	6/10	6/12	6/16	6/6	12/15	2/3	7	6	2		1	1		5:08:26
25	WALLEN Angelica	6	6/16	38	3/9					3/7	13	10			1	3		2:27:36
27	JACOBSEN Sabina	6	4/8	50	2/4			0/1		2/3			5	4		4	3	2:41:56
29	ALM Jenny	6	9/19	47	0/1			7/16		1/1	1/1		5	5	1	1	2	1:30:00
	Bench/Team																2	
Totals			170/294	58	49/80	15/34	32/87	26/28	30/40	18/25	84	82	16	18	18	22		

Goalkeepers		Total Shots		6m Shots		Wing Shots		9m Shots		7m Shots		Fast Breaks		Breakthroughs	
No.	Name	S/S	%	S/S	%	S/S	%	S/S	%	S/S	%	S/S	%	S/S	%
1	BUNDSEN Johanna	32/119	27	11/31	35	5/17	29	9/26	35	0/3	0	6/30	20	1/12	8
12	IDEHN Filippa	44/130	34	10/35	29	13/24	54	7/21	33	4/11	36	3/17	18	7/22	32
Totals		76/250	30	21/66	32	18/41	44	16/47	34	4/15	27	9/47	19	8/34	24

Team Shots	Goals	Saves	Missed	Post	Blocked	Total	%
6m Shots	49	23	1	2	5	80	61
Wing Shots	15	16	2	1		34	44
9m Shots	32	32	7	8	8	87	37
7m Shots	26	2			N/A	28	93
Fast Breaks	30	6	2	2		40	75
Breakthroughs	18	7				25	72
Totals	170	86	12	13	13	294	58

Played		
PR	ARG	31 - 21
PR	KOR	31 - 28
PR	RUS	34 - 36
PR	NED	29 - 29
PR	FRA	25 - 27
QF	NOR	20 - 33

Number of Attacks: 354, Scoring Efficiency: 48%



Cumulative Statistics

Estatísticas acumuladas / Statistiques cumulatives

SWE - Sweden

After 6 matches

Shots Distribution

Players

Goals / Shots

1 BUNDSSEN J	3 TEGSTEDT F	6 STROMBERG C	7 BLOHM L	8 ROBERTS J	9 SAND L	10 EK M																			
	1/1		1/1																						
	0/2					0/1			0/1														0/1		
	1/1					0/1		2/3															1/1		
				1-Missed		2-Blocked		2-Post				1-Missed				1-Missed						1-Missed	1-Post		
12 IDEHN F	17 TORSTENSSON L	20 GULLDEN I	22 BLOMSTRAND H	24 HAGMAN N	25 WALLEN A	27 JACOBSEN S																			
		2/2	3/6	3/3		4/4	0/1	8/8		0/2				3/3	1/3	3/4									
	1/3	1/3	1/2		4/5	0/1	0/2						4/6	0/1	4/6										
	4/7	1/2	2/3		9/10	5/6	6/10			1/1			11/13	7/11	5/8								4/5	0/1	
				1-Missed	4-Post	1-Blocked	1-Missed	2-Post	4-Blocked			4-Missed	2-Post	1-Blocked				2-Blocked		2-Missed					
29 ALM J																									
		3/5			3/4																				
		1/2																							
		2/2			0/1																				
						2-Post		3-Blocked																	

Team

Goals / Shots

18/23	5/18	27/30
16/27	1/7	8/15
44/55	23/35	28/46

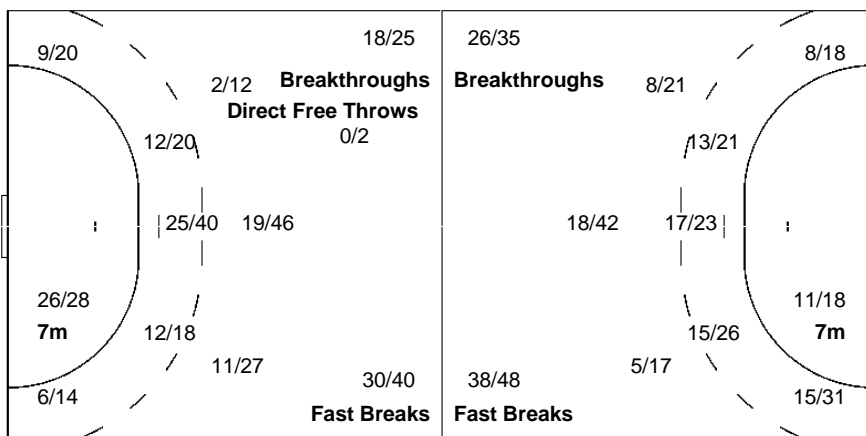
12-Missed 13-Post 13-Blocked

Offence

Defence

Goalkeepers

Saves / Shots



3/19	14/32	2/20
16/27	10/10	9/27
9/49	3/14	9/51

1 BUNDSSEN J

1/13	7/18	0/10
7/9	2/2	4/12
7/26	0/8	3/20

12 IDEHN F

2/6	7/14	2/9
9/18	8/8	5/15
2/23	3/6	6/31

Legend:									
%	Efficiency	2Min	2 Minute Suspensions	6m	6-metre Shots	7m	7-metre Shots	9m	9-metre Shots
AS	Assists	BS	Blocked Shots	BT	Breakthroughs	BC	Blue Cards	FB	Fast Breaks
G/S	Goals/Shots	MP	Matches Played	N/A	Not Applicable	No.	Uniform Number	PR	Preliminary Round
QF	Quarterfinal	RC	Red Cards	S/S	Saves/Shots	ST	Steals	TO	Turnovers
TP	Time Played	Wing	Wing Shots	YC	Yellow Cards				

Player #22 BLOMSTRAND Hanna replaces #10 EK Michaela



Cumulative Statistics
Estatísticas acumuladas / Statistiques cumulatives

ANG - Angola
After 6 matches

Players		MP	Shots								Offence		Defence		Punishments			TP
No.	Name		G/S	%	6m	Wing	9m	7m	FB	BT	AS	TO	ST	BS	YC	2Min	RC	
1	BARBOSA Neide Marisa de P.	6	0/1	0			0/1				2	1						1:48:06
2	NENGANGA Vilma Pegado	1									1							2:37
6	MACHADO Juliana Jose	6	10/20	50	1/2	5/12	0/1		4/5	3	2	6		2	4			4:30:47
8	MONTEIRO Lurdes Marcelina	6	4/12	33	0/1	0/4	1/3		3/4	3	4	1			3			2:07:10
9	BERNARDO Natalia Maria	6	31/45	69	7/11	0/1	2/6	3/6	8/8	14	16	4		1				4:46:16
10	KASSOMA Albertina Cruz	6	12/14	86	12/14					8	4		5	2	6			4:00:33
11	KIALA Luisa	6	4/8	50			3/7		1/1	7	10	1		1				1:40:36
12	BRANCO Cristina Direito	4																1:05:02
15	CARLOS Azenaide Daniela	6	19/43	44	2/7	2/6	10/21	1/2	4/5	5	9	1		1	3			2:49:14
16	ALMEIDA Teresa Patricia	6																3:13:55
17	DOMBAXI Wuta Waco Bige	6	8/18	44		0/2	3/8		0/2	7	11	2		2	4	2		3:21:49
21	CAZANGA Magda Alfredo	6	12/33	36	4/6	0/1	6/22	0/1	1/1	3	13	1		4	5			3:56:37
25	VENANCIO Liliana da Silva	6	4/5	80	4/5					3	4		1	1	5			2:21:01
31	SANTOS Janete Viegas dos	6	4/9	44	0/1	3/7	1/1				1			1	3			2:25:27
90	GUIALLO Isabel Evelize W.	6	35/68	51	5/8		7/31	20/22	2/3	1/4	6	9	1	1		1		3:50:50
Bench/Team											4							
Totals			143/276	52	35/55	10/33	33/101	24/31	23/29	18/27	59	90	18	7	15	34	2	

Goalkeepers		Total Shots		6m Shots		Wing Shots		9m Shots		7m Shots		Fast Breaks		Breakthroughs	
No.	Name	S/S	%	S/S	%	S/S	%	S/S	%	S/S	%	S/S	%	S/S	%
1	BARBOSA Neide Marisa de P.	16/67	24	4/20	20	5/10	50	5/8	63	0/9	0	2/14	14	0/6	0
12	BRANCO Cristina Direito	12/38	32	1/4	25	6/9	67	2/5	40	3/11	27	0/5	0	0/4	0
16	ALMEIDA Teresa Patricia	35/117	30	9/29	31	9/17	53	13/32	41	0/10	0	2/18	11	2/11	18
Totals		63/222	28	14/53	26	20/36	56	20/45	44	3/30	10	4/37	11	2/21	10

Team Shots	Goals	Saves	Missed	Post	Blocked	Total	%
6m Shots	35	13	2	4	1	55	64
Wing Shots	10	16	3	4		33	30
9m Shots	33	28	12	11	17	101	33
7m Shots	24	6	1		N/A	31	77
Fast Breaks	23	4	2			29	79
Breakthroughs	18	5	2	2		27	67
Totals	143	72	22	21	18	276	52

Played		
PR	ROU	23 - 19
PR	MNE	27 - 25
PR	NOR	20 - 30
PR	BRA	24 - 28
PR	ESP	22 - 26
QF	RUS	27 - 31

Number of Attacks: 341, Scoring Efficiency: 42%



Cumulative Statistics
Estatísticas acumuladas / Statistiques cumulatives

ANG - Angola
After 6 matches

Shots Distribution

Players

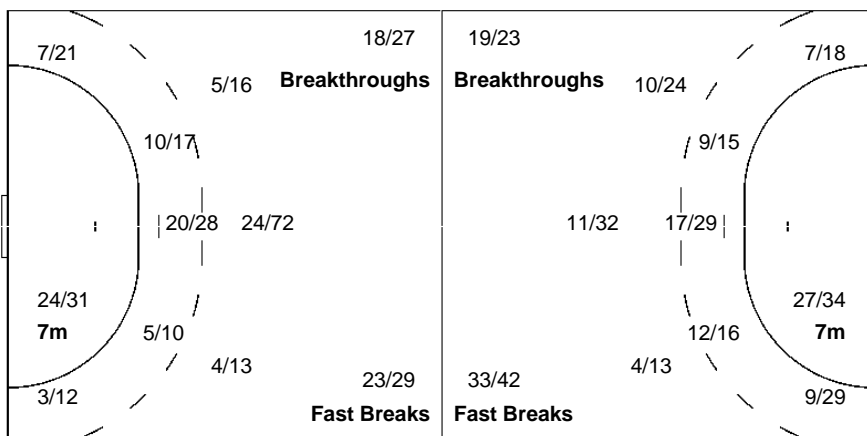
Goals / Shots

1 BARBOSA NMDP	2 NENGANGA VP	6 MACHADO JJ	8 MONTEIRO LM	9 BERNARDO NM	10 KASSOMA AC	11 KIALA L
		1/2 2/4 1/1	1/1 1/1	3/3 2/2 1/1	1/1 1/1 2/3	1/1 1/1
		1/3	1/3 1/3	4/5 0/1 1/3	2/3	1/1
		3/3 1/2 1/2	0/1 0/1	10/12 5/7 5/8	1/1 1/1 4/4	1/2 0/1
1-Missed		1-Missed 2-Post	2-Missed	1-Missed 1-Post 1-Blocked		1-Post 1-Blocked
12 BRANCO CD	15 CARLOS AD	16 ALMEIDA TP	17 DOMBAXI WWB	21 CAZANGA MA	25 VENANCIO LDS	31 SANTOS JVD
	1/1 1/2 1/1		2/2	2/4 3/5	1/1	1/1 0/2
	3/8 2/3		1/2 1/3	0/1 3/3	1/2 1/1	1/2 0/2 1/1
	8/9 0/4 3/3		2/2 2/2 0/1	4/6 0/1 0/2	1/1	1/1
	3-Missed 6-Post 3-Blocked		4-Missed 2-Blocked	3-Missed 3-Post 5-Blocked		
90 GUIALO IEW						
2/3 4/5 14/15						
4/5 4/6						
4/6 2/3 1/4						
7-Missed 8-Post 6-Blocked						

Team
Goals / Shots

15/19	10/16	25/29
16/29	1/6	16/26
33/42	12/23	15/25
22-Missed	21-Post	18-Blocked

Offence



Goalkeepers
Saves / Shots

6/31	8/17	5/20
4/19	4/4	8/20
10/51	15/28	3/32

1 BARBOSA NMDP

1/9	1/3	2/3
1/7		3/6
3/19	4/8	1/12

12 BRANCO CD

3/8	2/4	1/5
1/3		
0/8	5/6	0/4

16 ALMEIDA TP

2/14	5/10	2/12
2/9	4/4	5/14
7/24	6/14	2/16



Cumulative Statistics
Estatísticas acumuladas / Statistiques cumulatives

Legend:									
%	Efficiency	2Min	2 Minute Suspensions	6m	6-metre Shots	7m	7-metre Shots	9m	9-metre Shots
AS	Assists	BS	Blocked Shots	BT	Breakthroughs	BC	Blue Cards	FB	Fast Breaks
G/S	Goals/Shots	MP	Matches Played	N/A	Not Applicable	No.	Uniform Number	PR	Preliminary Round
QF	Quarterfinal	RC	Red Cards	S/S	Saves/Shots	ST	Steals	TO	Turnovers
TP	Time Played	Wing	Wing Shots	YC	Yellow Cards				

Player #2 NENGANGA Vilma Pegado replaces #12 BRANCO Cristina Direito



Cumulative Statistics
Estatísticas acumuladas / Statistiques cumulatives

ROU - Romania
After 5 matches

Players		MP	Shots								Offence		Defence		Punishments			TP
No.	Name		G/S	%	6m	Wing	9m	7m	FB	BT	AS	TO	ST	BS	YC	2Min	RC	
3	SZUCS Gabriella	5									1	1	2	2	1			1:11:24
5	GEIGER Melinda	5	14/28	50	6/11	1/2	6/12		0/1	1/2	8	11						1:51:24
7	BUCESCHI Eliza	5	7/17	41	3/6		1/5	2/4		1/2	9	7		1				1:47:03
8	NEAGU Cristina	5	44/79	56	6/9	0/1	21/44	14/19	2/2	1/4	13	14		1	1	4		4:26:01
9	BRADEANU Aurelia	5	3/11	27	1/2		0/7			2/2	6	7			1	1		3:28:58
11	PERIANU Gabriela	5	2/9	22	2/3		0/5		0/1			4	1	9	3	5		2:28:44
12	MUNTEANU Ionica	5										1						33:20
15	ARDEAN ELISEI Valentina	5	6/14	43	2/3	3/9				1/2	1	2				1		4:13:32
22	MANEA Oana	5	9/13	69	9/12		0/1				10	7		1	3	1		3:44:18
25	HOTEA Camelia	5	1/1	100		1/1									1			47:55
30	UNGUREANU Paula	5										1						4:10:06
85	CHINTOAN Florina	5	6/7	86	5/6		1/1				1	3				2		1:13:47
88	VIZITIU Patricia	5	2/8	25	0/1	2/7					1	1				2		1:10:13
89	CHIPER Laura	5	14/27	52	1/2	9/18	1/2		3/5			1	2		1			3:53:15
	Bench/Team											1						
Totals			108/214	50	35/55	16/38	30/77	16/23	5/9	6/12	49	61	4	13	12	18		

Goalkeepers		Total Shots		6m Shots		Wing Shots		9m Shots		7m Shots		Fast Breaks		Breakthroughs	
No.	Name	S/S	%	S/S	%	S/S	%	S/S	%	S/S	%	S/S	%	S/S	%
12	MUNTEANU Ionica	6/23	26	0/4	0	1/4	25	4/5	80	1/5	20	0/4	0	0/1	0
30	UNGUREANU Paula	57/158	36	15/37	41	10/26	38	16/38	42	5/20	25	7/27	26	4/10	40
Totals		63/182	35	15/41	37	11/30	37	20/44	45	6/25	24	7/31	23	4/11	36

Team Shots	Goals	Saves	Missed	Post	Blocked	Total	%
6m Shots	35	12	4	4		55	64
Wing Shots	16	6	8	8		38	42
9m Shots	30	18	11	9	9	77	39
7m Shots	16	4	2	1	N/A	23	70
Fast Breaks	5	1	2	1		9	56
Breakthroughs	6	4	1	1		12	50
Totals	108	45	28	24	9	214	50

Played		
PR	ANG	19 - 23
PR	BRA	13 - 26
PR	MNE	25 - 21
PR	ESP	24 - 21
PR	NOR	27 - 28

Number of Attacks: 255, Scoring Efficiency: 42%



Cumulative Statistics

Estatísticas acumuladas / Statistiques cumulatives

ROU - Romania

After 5 matches

Shots Distribution

Players

Goals / Shots

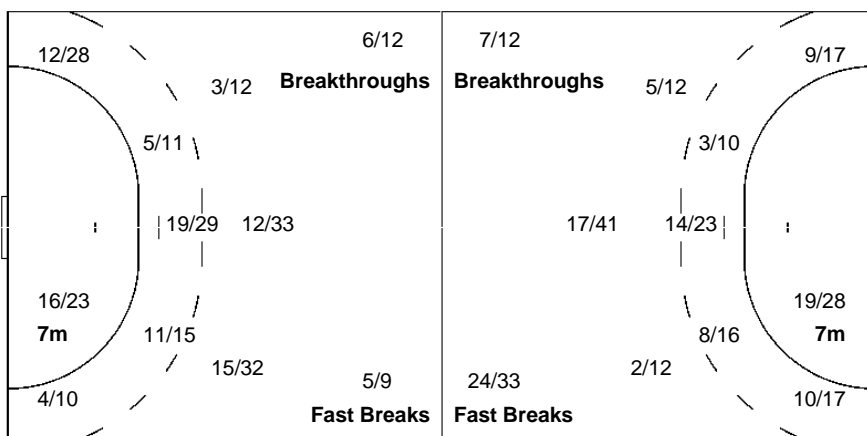
3 SZUCS G	5 GEIGER M	7 BUCESCHI E	8 NEAGU C	9 BRADEANU A	11 PERIANU G	12 MUNTEANU I
	2/2 1/1 2/2		11/12 3/3 4/6	1/1	0/1 1/2	
	0/1 0/2 2/3	0/1 0/1	4/5 0/1 9/13	1/2		
	1/2 2/3 4/5	5/6 1/2 1/2	1/1 2/2 10/12		1/3	
	4-Missed3-Post	1-Missed1-Post 1-Blocked	9-Missed10-Post 5-Blocked	2-Missed	2-Blocked 1-Missed1-Post 1-Blocked	

15 ARDEAN ELISEI V	22 MANEA O	25 HOTEA C	30 UNGUREANU P	85 CHINTOAN F	88 VIZITIU P	89 CHIPER L
	2/2 1/1			1/1 1/1		4/5 1/1 1/2
1/2 0/2 1/1						2/2
1/1 2/2 1/2	2/2	1/1		1/1 3/3	2/3 0/1	0/1 3/3 2/2
2-Missed1-Post	1-Missed1-Post			1-Post	2-Missed2-Post	6-Missed4-Post

Team

20/23	8/11	8/12
8/12	0/6	17/26
13/19	11/14	23/30
28-Missed	24-Post	9-Blocked

Offence



Defence

Goalkeepers

Saves / Shots

4/24	8/15	6/18
12/21	5/7	9/19
3/26	8/18	8/34

12 MUNTEANU I

0/2	1/2	1/2
2/3	1/1	
0/5	1/3	0/5

30 UNGUREANU P

4/22	7/13	5/16
10/18	4/6	9/19
3/21	7/14	8/29

Legend:				
% Efficiency	2Min 2 Minute Suspensions	6m 6-metre Shots	7m 7-metre Shots	9m 9-metre Shots
AS Assists	BS Blocked Shots	BT Breakthroughs	BC Blue Cards	FB Fast Breaks
G/S Goals/Shots	MP Matches Played	N/A Not Applicable	No. Uniform Number	PR Preliminary Round
RC Red Cards	S/S Saves/Shots	ST Steals	TO Turnovers	TP Time Played
Wing Wing Shots	YC Yellow Cards			



Cumulative Statistics
Estatísticas acumuladas / Statistiques cumulatives

KOR - Republic of Korea
After 5 matches

Players		MP	Shots								Offence		Defence		Punishments			TP
No.	Name		G/S	%	6m	Wing	9m	7m	FB	BT	AS	TO	ST	BS	YC	2Min	RC	
1	OH Yongran	5								3	2							3:14:13
5	JUNG Yura	5	14/19	74	2/2	5/5		1/3	4/6	2/3	1	1			1			2:18:04
11	RYU Eun Hee	5	12/36	33	2/5	1/3	7/24		1/2	1/2	6	16	2	2	1	2		4:15:46
12	PARK Mira	5								1								1:43:57
13	YOO Hyunji	5	9/13	69	7/10		1/1		1/1	0/1	11	5	1		2	3		4:46:29
14	KIM Jinyi	5	5/20	25	1/4		3/15		1/1		3	4				1		1:23:15
15	CHOI Sumin	5	16/26	62	1/2	10/15	1/3		4/6		1	2			1	3		3:30:45
17	SIM Haein	5	9/19	47	3/6	0/1	2/5	1/4	1/1	2/2	6	5	2	1	3	4		3:09:42
21	LEE Eunbi	5	3/11	27	1/1	0/5	1/1		1/2	0/2	1	1	1		2	1		1:27:17
22	WOO Sunhee	5	16/28	57	1/1	8/17			7/9	0/1	3	1			1	3		3:12:32
23	KIM Ona	2	9/13	69	0/1		4/6	3/3		2/3	3	9						57:30
24	GWON Han Na	5	25/44	57	2/7		9/19	10/12		4/6	8	10			1			2:14:08
27	NAM Yeongsin	5	1/1	100	1/1													10:09
29	YU Sojeong	5	5/12	42		1/1	1/5		1/1	2/5	1	2			1			29:26
31	SONG Hairim	3	6/8	75	3/3		1/3		1/1	1/1	4	5	2			1		2:06:47
	Bench/Team														3			
	Totals		130/250	52	24/43	25/47	30/82	15/22	22/30	14/26	52	63	8	3	16	18		

Goalkeepers		Total Shots		6m Shots		Wing Shots		9m Shots		7m Shots		Fast Breaks		Breakthroughs	
No.	Name	S/S	%	S/S	%	S/S	%	S/S	%	S/S	%	S/S	%	S/S	%
1	OH Yongran	35/124	28	13/34	38	5/17	29	12/34	35	2/8	25	0/15	0	3/16	19
12	PARK Mira	17/64	27	5/22	23	5/13	38	5/11	45	0/3	0	1/7	14	1/8	13
	Totals	52/188	28	18/56	32	10/30	33	17/45	38	2/11	18	1/22	5	4/24	17

Team Shots	Goals	Saves	Missed	Post	Blocked	Total	%
6m Shots	24	12	1	1	5	43	56
Wing Shots	25	12	8	2		47	53
9m Shots	30	31	6	4	11	82	37
7m Shots	15	3	2	2	N/A	22	68
Fast Breaks	22	5	1	2		30	73
Breakthroughs	14	10	1	1		26	54
Totals	130	73	19	12	16	250	52

Played		
PR	RUS	25 - 30
PR	SWE	28 - 31
PR	NED	32 - 32
PR	FRA	17 - 21
PR	ARG	28 - 22

Number of Attacks: 291, Scoring Efficiency: 45%



Cumulative Statistics
Estatísticas acumuladas / Statistiques cumulatives

KOR - Republic of Korea
After 5 matches

Shots Distribution

Players

Goals / Shots

1 OH Y	5 JUNG Y	11 RYU EH	12 PARK M	13 YOO H	14 KIM J	15 CHOI S
	2/2	2/2		3/4	1/1	2/2
	2/3	1/1			0/3	6/6
	2/2	0/5			0/2	1/2
	0/1	2/2		1/1	1/3	0/1
	6/6	0/1		0/1		4/6
	1-Missed	3-Missed	5-Blocked		2-Missed	1-Blocked
	1-Post	3-Post			1-Post	2-Post

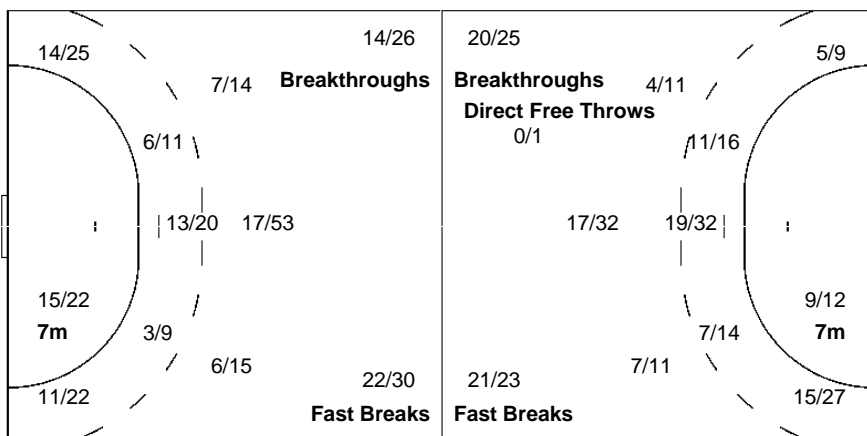
17 SIM H	21 LEE E	22 WOO S	23 KIM O	24 GWON HN	27 NAM Y	29 YU S
	0/1	3/4	1/2	8/8		3/3
1/1		4/6		4/7		0/1
0/2	0/1	1/3	0/1	2/2		
	0/3	0/1	0/1	1/1	1/1	1/1
4/5	1/2	3/3	5/5	5/6		0/2
4/6	2/3	1/1	3/3	3/3		
2-Missed	1-Blocked	5-Missed	2-Blocked	3-Missed		1-Missed
1-Post	1-Missed	1-Post	2-Post	2-Post		1-Post
			4-Blocked			2-Blocked

31 SONG H
1/1
1/1
2/3
1-Blocked

Team
Goals / Shots

26/29	17/29	13/14
8/17	2/11	5/13
28/37	5/10	26/43
19-Missed	12-Post	16-Blocked

Offence



Defence

Goalkeepers
Saves / Shots

1/24	9/18	2/21
12/28	1/2	4/9
5/32	11/24	7/30

1 OH Y

1/13	6/13	1/12
9/17	0/1	4/8
5/25	5/14	4/21

12 PARK M

0/11	3/5	1/9
3/11	1/1	0/1
0/7	6/10	3/9

Legend:		
%	Efficiency	2Min 2 Minute Suspensions
AS	Assists	6m 6-metre Shots
G/S	Goals/Shots	7m 7-metre Shots
RC	Red Cards	BC Blue Cards
Wing	Wing Shots	No. Uniform Number
		TO Turnovers
		9m 9-metre Shots
		FB Fast Breaks
		PR Preliminary Round
		TP Time Played
		MP Matches Played
		N/A Not Applicable
		ST Steals
		S/S Saves/Shots
		YC Yellow Cards

Player #31 SONG Hairim replaces #23 KIM Ona



Cumulative Statistics
Estadísticas acumuladas / Statistiques cumulatives

MNE - Montenegro
After 5 matches

Players		MP	Shots								Offence		Defence		Punishments			TP
No.	Name		G/S	%	6m	Wing	9m	7m	FB	BT	AS	TO	ST	BS	YC	2Min	RC	
1	RAJCIC Marina	5								1	2							4:01:53
2	PETROVIC Radmila	5	9/17	53	1/1	4/9	0/2	3/4	1/1	4	2	1			1			2:52:01
4	RADICEVIC Jovanka	5	16/27	59	4/7	7/13		0/1	5/6	4	6	3		1	2			3:47:43
8	JOVANOVIC Marija	2	0/3	0	0/1		0/2			1	2							9:09
9	JAUKOVIC Durdina	5	9/27	33	0/1		4/20	3/4	1/1	1/1	5	5	1	1	2	3		2:14:24
10	BULATOVIC Andela	5	1/8	13	0/3	0/1	0/1			1/3	3	5		1	1	4		2:27:40
15	KLIKOVAC Andrea	5											1					1:19:22
17	POPOVIC Bojana	3	4/10	40	0/1		1/5			3/4	4	4			1	1		1:31:26
22	BARJAKTAROVIC Sonja	5									2							52:01
32	BULATOVIC Katarina	5	31/54	57	5/7		12/31	14/16		7	10	1		3	4			3:13:16
66	RAMUSOVIC Ema	5	2/5	40	2/5					1				1				1:01:59
77	MEHMEDOVIC Majda	5	15/27	56	4/8	6/13			4/5	1/1	3	7	1		1			3:46:40
88	PAVICEVIC Biljana	5	8/13	62		6/8			2/5	1	1	1				1		1:39:44
90	RAICEVIC Milena	5	6/34	18	4/10	0/1	2/19			0/4	20	15	4	2	1	5		3:43:08
92	LAZOVIC Suzana	5	6/10	60	5/9				1/1	3	2			1	1			2:19:34
	Bench/Team														2			
	Totals		107/235	46	25/53	23/45	19/80	20/25	14/19	6/13	57	63	13	4	14	22		

Goalkeepers		Total Shots		6m Shots		Wing Shots		9m Shots		7m Shots		Fast Breaks		Breakthroughs	
No.	Name	S/S	%	S/S	%	S/S	%	S/S	%	S/S	%	S/S	%	S/S	%
1	RAJCIC Marina	44/154	29	12/40	30	6/20	30	19/40	48	2/17	12	0/24	0	5/13	38
22	BARJAKTAROVIC Sonja	4/28	14	1/8	13	1/3	33	2/4	50	0/5	0	0/5	0	0/3	0
	Totals	48/182	26	13/48	27	7/23	30	21/44	48	2/22	9	0/29	0	5/16	31

Team Shots	Goals	Saves	Missed	Post	Blocked	Total	%
6m Shots	25	23	3	2		53	47
Wing Shots	23	17	1	4		45	51
9m Shots	19	37	10	8	6	80	24
7m Shots	20	3	1	1	N/A	25	80
Fast Breaks	14	4	1			19	74
Breakthroughs	6	5		2		13	46
Totals	107	89	16	17	6	235	46

Played		
PR	ESP	19 - 25
PR	ANG	25 - 27
PR	ROU	21 - 25
PR	NOR	19 - 28
PR	BRA	23 - 29

Number of Attacks: 274, Scoring Efficiency: 39%



Cumulative Statistics
Estatísticas acumuladas / Statistiques cumulatives

MNE - Montenegro
After 5 matches

Shots Distribution

Players

Goals / Shots

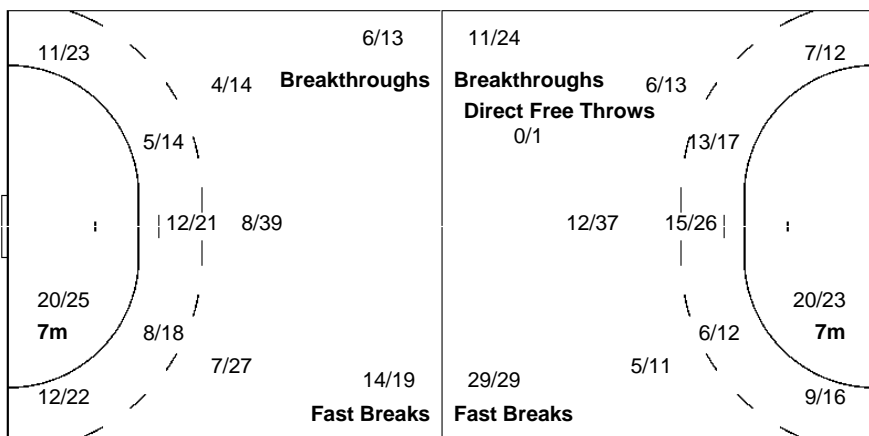
1 RAJCIC M	2 PETROVIC R	4 RADICEVIC J	8 JOVANOVIC M	9 JAUKOVIC D	10 BULATOVIC A	15 KLIKOVA A
	1/1 0/1 3/4	1/1 1/5 1/1	0/1 0/1	2/3 1/2	0/2 1/1	
	0/1	3/3 6/7		0/2 0/2	0/3 1/1	
	2/2 1/3 2/3	2/2 2/3 0/1	0/1	5/6 0/2 1/1	0/1 0/1	
	2-Post	2-Missed2-Post		3-Missed3-Post 3-Blocked		
17 POPOVIC B	22 BARJAKTAROVIC S	32 BULATOVIC K	66 RAMUSOVIC E	77 MEHMEDOVIC M	88 PAVICEVIC B	90 RAICEVIC M
1/2 1/1		4/5 3/5 6/8	0/1	2/3 2/5 1/1	2/5 1/1	1/4 0/1 1/1
		3/7 1/3 2/6		5/6 0/1	0/1 4/4	0/4 0/1 2/4
2/3 0/1		5/7 1/1 6/7	1/1 0/1 1/1	1/3 3/5 1/1	1/1	0/3 1/2 1/2
1-Missed1-Post 1-Blocked		1-Missed3-Post 1-Blocked 1-Missed		2-Post	1-Missed	7-Missed4-Post 1-Blocked
92 LAZOVIC S						
2/2 1/1						
2/2 0/2 0/1						

Team
Goals / Shots

14/22	8/25	16/21
11/27	1/7	16/24
20/31	8/21	13/18

16-Missed 17-Post 6-Blocked

Offence



Defence

Goalkeepers
Saves / Shots

3/12	4/16	3/16
12/30	1/1	9/28
4/36	7/22	5/21

1 RAJCIC M

3/12	3/11	3/11
12/29	1/1	8/21
3/30	6/19	5/20

22 BARJAKTAROVIC S

	1/5	0/5
0/1		1/7
1/6	1/3	0/1

Legend:

%	Efficiency	2Min	2 Minute Suspensions	6m	6-metre Shots	7m	7-metre Shots	9m	9-metre Shots
AS	Assists	BS	Blocked Shots	BT	Breakthroughs	BC	Blue Cards	FB	Fast Breaks
G/S	Goals/Shots	MP	Matches Played	N/A	Not Applicable	No.	Uniform Number	PR	Preliminary Round
RC	Red Cards	S/S	Saves/Shots	ST	Steals	TO	Turnovers	TP	Time Played
Wing	Wing Shots	YC	Yellow Cards						

Player #8 JOVANOVIC Marija replaces #17 POPOVIC Bojana



Cumulative Statistics
Estadísticas acumuladas / Statistiques cumulatives

ARG - Argentina
After 5 matches

Players		MP	Shots								Offence		Defence		Punishments			TP	
No.	Name		G/S	%	6m	Wing	9m	7m	FB	BT	AS	TO	ST	BS	YC	2Min	RC		BC
1	CARRATU Marisol	5																	1:20:01
3	IACOI Xoana	5	4/10	40	0/1	3/6	0/1	1/2				1							1:27:17
4	HARO Lucia	5	4/15	27	0/1	4/10	0/4			3	4		2	1	1				3:05:46
5	PIZZO Manuela	5	16/30	53	2/5		4/12	3/6	5/5	2/2	6	13	1	1	3	2			2:56:03
6	SALVADO Luciana	5	7/14	50		5/8		1/2	1/4		3	6	1		1				2:17:52
7	CAMPIGLI Rocio	5	11/13	85	8/10				3/3		4	5		1			5		2:57:36
8	BELOTTI Amelia	5	10/20	50	3/4	6/12	0/2	1/2		1	3				1				1:57:14
9	MENDOZA Luciana	5	18/38	47	7/10		4/15	6/10	1/2	0/1	10	27	4		1	4			3:54:17
10	CRIVELLI Victoria	5	4/10	40	1/6		3/4			6	16				1	3			2:42:33
12	KOGAN Valentina	5	0/1	0			0/1												3:13:44
14	BIANCHI Valeria	2	1/2	50		0/1			1/1	1	1						3		39:30
15	MENA Antonela	5	9/14	64	8/13				1/1	4	2	2	2	3	4				3:29:43
18	SANS Macarena	5	8/18	44	1/6		0/3		4/5	3/4	12	9	3		1	4			2:27:08
21	GANDULFO Macarena	5	4/5	80		1/1	0/1		2/2	1/1	1		1				3		1:42:51
22	KARSTEN Elke	3	5/15	33	1/3		2/10		1/1	1/1		2					1		58:54
Bench/Team												2			1				
Totals			101/205	49	31/59	19/38	13/53	12/22	19/24	7/9	51	91	12	6	13	30			

Goalkeepers		Total Shots		6m Shots		Wing Shots		9m Shots		7m Shots		Fast Breaks		Breakthroughs	
No.	Name	S/S	%	S/S	%	S/S	%	S/S	%	S/S	%	S/S	%	S/S	%
1	CARRATU Marisol	15/68	22	3/14	21	2/10	20	6/19	32	2/8	25	2/13	15	0/4	0
12	KOGAN Valentina	44/136	32	10/32	31	6/20	30	14/27	52	1/10	10	8/31	26	5/16	31
Totals		59/206	29	13/46	28	8/30	27	20/46	43	3/18	17	10/46	22	5/20	25

Team Shots	Goals	Saves	Missed	Post	Blocked	Total	%
6m Shots	31	19	7	1	1	59	53
Wing Shots	19	15	2	2		38	50
9m Shots	13	15	11	2	12	53	25
7m Shots	12	6	3	1	N/A	22	55
Fast Breaks	19	2	1	2		24	79
Breakthroughs	7		2			9	78
Totals	101	57	26	8	13	205	49

Played		
PR	SWE	21 - 31
PR	NED	18 - 26
PR	FRA	11 - 27
PR	RUS	29 - 35
PR	KOR	22 - 28

Number of Attacks: 281, Scoring Efficiency: 36%



Cumulative Statistics

Estatísticas acumuladas / Statistiques cumulatives

ARG - Argentina After 5 matches

Shots Distribution

Players

Goals / Shots

1 CARRATU M	3 IACOI X	4 HARO L	5 PIZZO M	6 SALVADO L	7 CAMPIGLI R	8 BELOTTI A
	2/5	1/1 0/1	3/3 2/3	3/3	1/1	3/4
	2/3	0/2 0/2	5/7 0/1 1/3		2/3	0/1 0/1 2/3
	0/1	3/3 0/1 0/2	4/5 1/1	2/2 2/4	4/5 1/1 3/3	1/1 1/2 3/3
		1-Blocked 2-Missed	1-Blocked 1-Missed	5-Blocked 4-Missed 1-Post		2-Missed 1-Post 2-Blocked

9 MENDOZA L	10 CRIVELLI V	12 KOGAN V	14 BIANCHI V	15 MENA A	18 SANS M	21 GANDULFO M
3/3 4/5				1/1 2/4 1/1	0/1 3/3	1/1
0/3 1/2	1/2 1/2			1/2 1/1	0/2 1/2	0/1
4/6 1/2 5/5	1/2 1/1		1/1	2/2 1/1	1/2 0/1 3/4	1/1 2/2
7-Missed 4-Post	1-Blocked 1-Missed 1-Post	1-Blocked 1-Missed	1-Post	2-Missed	3-Missed	

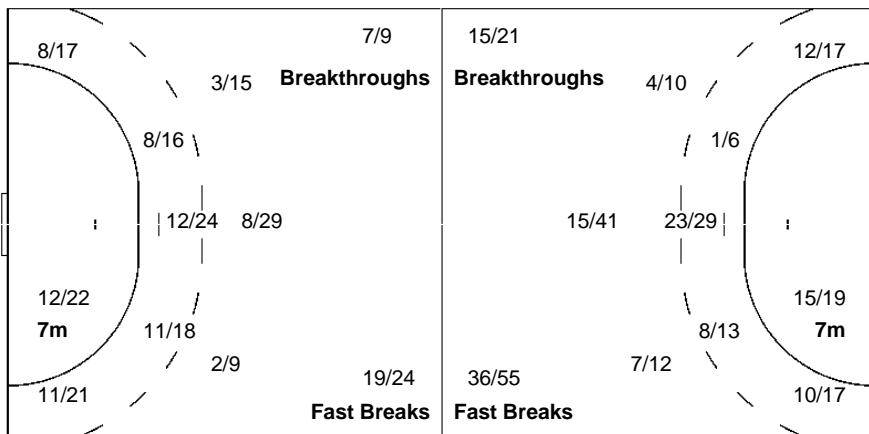
22 KARSTEN E
0/2 0/1 1/2
1/1
3/4
3-Missed 2-Blocked

Team

Goals / Shots

5/7	13/21	13/17
7/17	0/5	12/22
24/31	7/12	20/25
26-Missed 8-Post	13-Blocked	

Offence



Defence

Goalkeepers

Saves / Shots

3/26	11/21	2/19
8/20	0/2	7/18
9/42	5/18	14/40

1 CARRATU M

0/6	2/7	0/5
3/9	0/1	1/1
3/15	1/8	5/16

12 KOGAN V

3/20	9/14	2/14
5/11	0/1	6/17
6/27	4/9	9/23

Legend:		
%	Efficiency	2Min 2 Minute Suspensions
AS	Assists	6m 6-metre Shots
G/S	Goals/Shots	7m 7-metre Shots
RC	Red Cards	8m 8-metre Shots
Wing	Wing Shots	9m 9-metre Shots
		BS Blocked Shots
		BT Breakthroughs
		BC Blue Cards
		FB Fast Breaks
		MP Matches Played
		N/A Not Applicable
		No. Uniform Number
		PR Preliminary Round
		S/S Saves/Shots
		ST Steals
		TO Turnovers
		TP Time Played
		YC Yellow Cards



Overall Team Statistics

Estatísticas gerais das equipes / Statistiques globales des équipes

As of SAT 20 AUG 2016 at 17:00

Players

Team	MP	Total Shots		6m Shots		Wing Shots		9m Shots		7m Shots		Fast Breaks		Breakthroughs		Offence		Defence		Punishments		
		G/S	%	G/S	%	G/S	%	G/S	%	G/S	%	G/S	%	G/S	%	AS	TO	ST	BS	YC	2Min	RC
ANG	6	143/276	52	35/55	64	10/33	30	33/101	33	24/31	77	23/29	79	18/27	67	59	90	18	7	15	34	2
ARG	5	101/205	49	31/59	53	19/38	50	13/53	25	12/22	55	19/24	79	7/9	78	51	91	12	6	13	30	
BRA	6	161/273	59	41/60	68	27/57	47	29/79	37	24/31	77	27/30	90	13/16	81	79	65	15	10	18	28	1
ESP	6	151/249	61	45/73	62	20/31	65	19/59	32	27/32	84	21/26	81	19/28	68	82	82	20	11	20	26	1
FRA	8	188/351	54	63/105	60	21/43	49	28/97	29	28/39	72	25/38	66	23/29	79	95	97	24	22	23	26	
KOR	5	130/250	52	24/43	56	25/47	53	30/82	37	15/22	68	22/30	73	14/26	54	52	63	8	3	16	18	
MNE	5	107/235	46	25/53	47	23/45	51	19/80	24	20/25	80	14/19	74	6/13	46	57	63	13	4	14	22	
NED	8	216/387	56	50/77	65	21/50	42	59/153	39	19/24	79	48/60	80	19/23	83	98	107	20	22	23	31	
NOR	8	247/392	63	65/94	69	40/63	63	30/88	34	40/50	80	45/58	78	27/39	69	128	81	30	11	20	31	
ROU	5	108/214	50	35/55	64	16/38	42	30/77	39	16/23	70	5/9	56	6/12	50	49	61	4	13	12	18	
RUS	8	256/404	63	58/85	68	42/59	71	54/121	45	26/36	72	34/50	68	42/53	79	110	98	22	27	25	37	1
SWE	6	170/294	58	49/80	61	15/34	44	32/87	37	26/28	93	30/40	75	18/25	72	84	82	16	18	18	22	
Totals		1978/3530	56	521/839	62	279/538	52	376/1077	35	277/363	76	313/413	76	212/300	71	944	980	202	154	217	323	5

Goalkeepers

Team	MP	Total Shots		6m Shots		Wing Shots		9m Shots		7m Shots		Fast Breaks		Breakthroughs	
		S/S	%	S/S	%	S/S	%	S/S	%	S/S	%	S/S	%	S/S	%
ANG	6	63/222	28	14/53	26	20/36	56	20/45	44	3/30	10	4/37	11	2/21	10
ARG	5	59/206	29	13/46	28	8/30	27	20/46	43	3/18	17	10/46	22	5/20	25
BRA	6	65/214	30	21/59	36	14/34	41	21/51	41	3/21	14	3/25	12	3/24	13
ESP	6	77/220	35	18/58	31	17/37	46	26/50	52	5/32	16	8/25	32	3/18	17
FRA	8	106/270	39	19/61	31	18/45	40	51/83	61	4/33	12	8/27	30	6/21	29
KOR	5	52/188	28	18/56	32	10/30	33	17/45	38	2/11	18	1/22	5	4/24	17
MNE	5	48/182	26	13/48	27	7/23	30	21/44	48	2/22	9	0/29	0	5/16	31
NED	8	95/313	30	23/82	28	9/47	19	47/86	55	8/43	19	5/33	15	3/22	14
NOR	8	116/321	36	24/83	29	12/38	32	59/109	54	7/39	18	5/20	25	9/32	28
ROU	5	63/182	35	15/41	37	11/30	37	20/44	45	6/25	24	7/31	23	4/11	36
RUS	8	108/338	32	22/89	25	21/53	40	46/90	51	8/43	19	4/35	11	7/28	25
SWE	6	76/250	30	21/66	32	18/41	44	16/47	34	4/15	27	9/47	19	8/34	24
Totals		928/2906	32	221/742	30	165/444	37	364/740	49	55/332	17	64/377	17	59/271	22

Legend:

%	Efficiency	2Min	2 Minute Suspensions	AS	Assists	BS	Blocked Shots
BC	Blue Cards	G/S	Goals/Shots	MP	Matches Played	RC	Red Cards
S/S	Saves/Shots	ST	Steals	TO	Turnovers	YC	Yellow Cards



Team Fair Play
Fair Play das equipes / Fair-play d'équipe

As of SAT 20 AUG 2016 at 17:00

Rank	Team	Points		BC	RC	2Min	YC	MP
		Avg.	Total					
1	FRA - France	9.4	75			26	23	8
2	ROU - Romania	9.6	48			18	12	5
3	NOR - Norway	10.3	82			31	20	8
4	SWE - Sweden	10.3	62			22	18	6
5	KOR - Republic of Korea	10.4	52			18	16	5
6	NED - Netherlands	10.6	85			31	23	8
7	MNE - Montenegro	11.6	58			22	14	5
8	ESP - Spain	12.8	77		1	26	20	6
9	RUS - Russian Federation	13.0	104		1	37	25	8
10	BRA - Brazil	13.2	79		1	28	18	6
11	ARG - Argentina	14.6	73			30	13	5
12	ANG - Angola	15.5	93		2	34	15	6

Note:
Total Points = (BC) x 10 + (RC) x 5 + (2Min) x 2 + (YC) x 1

Legend:
2Min 2 Minute Suspensions **Avg.** Average per Match **BC** Blue Card **MP** Matches Played
RC Red Cards **YC** Yellow Cards



Individual Statistics
Estatísticas individuais / Statistiques individuelles

As of SAT 20 AUG 2016 at 17:00

GOALSCORERS

Rank	Name	Team	Goals	Shots	%	7m Shots	MP
1	MORK Nora	NOR	62	96	65	25/30	8
2	LACRABERE Alexandra	FRA	46	74	62	11/15	8
3	NEAGU Cristina	ROU	44	79	56	14/19	5
4	HAGMAN Nathalie	SWE	38	62	61	6/6	6
5	BELO Ana Paula	BRA	37	65	57	6/9	6
5	KRISTIANSEN Veronica	NOR	37	65	57	7/9	8
7	GULLDEN Isabelle	SWE	36	54	67	20/22	6
7	POLMAN Estavana	NED	36	69	52	6/8	8
7	VYAKHIREVA Anna	RUS	36	53	68	13/18	8
10	GUIALO Isabel Evelize W.	ANG	35	68	51	20/22	6
11	PENA Nerea	ESP	32	47	68	10/12	6
11	PINEAU Allison	FRA	32	74	43	10/16	8
11	van der HEIJDEN Laura	NED	32	51	63	10/11	8
14	BERNARDO Natalia Maria	ANG	31	45	69	3/6	6
14	BULATOVIC Katarina	MNE	31	54	57	14/16	5
14	LOKE Heidi	NOR	31	45	69		8
17	CABRAL Alexandrina	ESP	30	49	61	7/9	6
17	HERREM Camilla	NOR	30	42	71		8
17	KUZNETSOVA Polina	RUS	30	34	88		8
17	OFTEDAL Stine Bredal	NOR	30	52	58	1/2	8
21	BOBROVNIKOVA Vladlena	RUS	29	49	59		8
22	DMITRIEVA Daria	RUS	28	52	54		8
22	GROOT Nycke	NED	28	57	49		8
24	ILINA Ekaterina	RUS	26	41	63	6/7	8
24	MARTINEZ Alexandra	BRA	26	38	68	9/9	6
26	GWON Han Na	KOR	25	44	57	10/12	5
27	BLIZNOVA Irina	RUS	24	40	60	2/4	8
27	FRANCA da SILVA Fernanda	BRA	24	39	62	7/9	6
27	KURTOVIC Amanda	NOR	24	38	63		8
27	MARTIN Carmen	ESP	24	30	80	5/5	6
31	DEMBELE Siraba	FRA	23	36	64		8
31	MALESTEIN Angela	NED	23	41	56		8
31	SUDAKOVA Marina	RUS	23	34	68		8
34	FACHINELLO Deonise	BRA	20	30	67		6
35	BROCH Yvette	NED	19	24	79		8
35	CARLOS Azenaide Daniela	ANG	19	43	44	1/2	6
35	ROBERTS Jamina	SWE	19	28	68		6
38	BLOHM Linn	SWE	18	25	72		6
38	LANDRE Laurisa	FRA	18	27	67		8
38	MENDOZA Luciana	ARG	18	38	47	6/10	5
38	TORSTENSSON Linnea	SWE	18	37	49		6
42	NIOMBLA Gnonsiane	FRA	17	30	57	5/5	8
43	ABBINGH Lois	NED	16	44	36	3/5	8
43	CHOI Sumin	KOR	16	26	62		5
43	PIZZO Manuela	ARG	16	30	53	3/6	5
43	RADICEVIC Jovanka	MNE	16	27	59	0/1	5
43	TALESKA Eduarda	BRA	16	35	46		6
43	WOO Sunhee	KOR	16	28	57		5
49	MEHMEDOVIC Majda	MNE	15	27	56		5
49	NZE-MINKO Estelle	FRA	15	31	48		8
49	PINEDO Elizabeth	ESP	15	21	71		6
49	SEN Anna	RUS	15	23	65		8
53	AKOPIAN Olga	RUS	14	35	40		8



Individual Statistics
Estatísticas individuais / Statistiques individuelles

As of SAT 20 AUG 2016 at 17:00

GOALSCORERS

Rank	Name	Team	Goals	Shots	%	7m Shots	MP
53	CHIPER Laura	ROU	14	27	52		5
53	GEIGER Melinda	ROU	14	28	50		5
53	GOOS Michelle	NED	14	20	70		8
53	JUNG Yura	KOR	14	19	74	1/3	5
58	ARNTZEN Emilie Hegh	NOR	13	25	52	5/5	8
58	HOUETTE Manon	FRA	13	19	68	2/3	8
58	SNELDER Danick	NED	13	15	87		8
61	CAZANGA Magda Alfredo	ANG	12	33	36	0/1	6
61	KASSOMA Albertina Cruz	ANG	12	14	86		6
61	MANGUE Marta	ESP	12	38	32		6
61	RYU Eun Hee	KOR	12	36	33		5
61	SMEETS Martine	NED	12	18	67		8
66	CAMPIGLI Rocio	ARG	11	13	85		5
66	CHAVEZ Elizabet	ESP	11	17	65		6
66	SAND Louise	SWE	11	19	58		6
66	ZHILINSKAYTE Victoria	RUS	11	19	58	5/7	8
70	AGUILAR Macarena	ESP	10	17	59		6
70	BELOTTI Amelia	ARG	10	20	50	1/2	5
70	MACHADO Juliana Jose	ANG	10	20	50		6
70	MARENNIKOVA Ekaterina	RUS	10	12	83		8
70	PETROVA Mayya	RUS	10	12	83		8
70	QUINTINO Jessica	BRA	10	17	59		6
70	SOLBERG Sanna	NOR	10	11	91		8
70	van OLPHEN Sanne	NED	10	19	53		8
78	ALM Jenny	SWE	9	19	47		6
78	AYGLON SAURINA Camille	FRA	9	15	60		8
78	JAUKOVIC Durdina	MNE	9	27	33	3/4	5
78	KIM Ona	KOR	9	13	69	3/3	2
78	LUCIANO Ailly	NED	9	19	47		8
78	MANEA Oana	ROU	9	13	69		5
78	MENA Antonela	ARG	9	14	64		5
78	PETROVIC Radmila	MNE	9	17	53	3/4	5
78	SIM Haein	KOR	9	19	47	1/4	5
78	YOO Hyunji	KOR	9	13	69		5
88	DOMBAXI Wuta Waco Bige	ANG	8	18	44		6
88	PAVICEVIC Biljana	MNE	8	13	62		5
88	ROCHA Samira	BRA	8	16	50	2/4	6
88	SANS Macarena	ARG	8	18	44		5
92	ALBERTO Neli	ESP	7	16	44	5/6	5
92	BUCESCHI Eliza	ROU	7	17	41	2/4	5
92	BULLEUX Chloe	FRA	7	18	39		7
92	PIECADE Daniela	BRA	7	10	70		6
92	SALVADO Luciana	ARG	7	14	50	1/2	5
97	ARDEAN ELISEI Valentina	ROU	6	14	43		5
97	CHINTOAN Florina	ROU	6	7	86		5
97	LAZOVIC Suzana	MNE	6	10	60		5
97	RAICEVIC Milena	MNE	6	34	18		5
97	ROCHA Francielle	BRA	6	12	50		6
97	SONG Hairim	KOR	6	8	75		3
97	WALLEN Angelica	SWE	6	16	38		6
104	EGOKUE Naiara	ESP	5	5	100		6
104	EK Michaela	SWE	5	10	50		5
104	KARSTEN Elke	ARG	5	15	33		3



Individual Statistics
Estatísticas individuais / Statistiques individuelles

As of SAT 20 AUG 2016 at 17:00

GOALSCORERS

Rank	Name	Team	Goals	Shots	%	7m Shots	MP
104	KIM Jinyi	KOR	5	20	25		5
104	YU Sojeong	KOR	5	12	42		5
109	CRIVELLI Victoria	ARG	4	10	40		5
109	EDWIGE Beatrice	FRA	4	5	80		8
109	GANDULFO Macarena	ARG	4	5	80		5
109	HARO Lucia	ARG	4	15	27		5
109	IACOI Xoana	ARG	4	10	40	1/2	5
109	JACOBSEN Sabina	SWE	4	8	50		6
109	KIALA Luisa	ANG	4	8	50		6
109	KOREN Linn-Kristin Riegelhuth	NOR	4	9	44		8
109	MONTEIRO Lurdes Marcelina	ANG	4	12	33		6
109	POPOVIC Bojana	MNE	4	10	40		3
109	SANTOS Janete Viegas dos	ANG	4	9	44		6
109	VENANCIO Liliana da Silva	ANG	4	5	80		6
121	BRADEANU Aurelia	ROU	3	11	27		5
121	ELORZA Patricia	ESP	3	4	75		6
121	FRAFJORD Marit Malm	NOR	3	4	75		8
121	LEE Eunbi	KOR	3	11	27		5
121	LIMA de ARAUJO Tamires	BRA	3	4	75		6
121	PROUVENSIER Marie	FRA	3	8	38		3
121	TEGSTEDT Frida	SWE	3	5	60		6
128	ALSTAD Ida	NOR	2	4	50	2/4	8
128	DINIZ Fabiana	BRA	2	3	67		6
128	DULFER Kelly	NED	2	5	40		8
128	PERIANU Gabriela	ROU	2	9	22		5
128	RAMUSOVIC Ema	MNE	2	5	40		5
128	STROMBERG Carin	SWE	2	8	25		6
128	VIZITIU Patricia	ROU	2	8	25		5
128	WESTER Tess	NED	2	4	50		8
136	ARENHART Barbara	BRA	1	1	100		6
136	BIANCHI Valeria	ARG	1	2	50		2
136	BLOMSTRAND Hanna	SWE	1	3	33		1
136	BULATOVIC Andela	MNE	1	8	13		5
136	FIER de MOURA Mayara	BRA	1	3	33		6
136	GONZALEZ Lara	ESP	1	1	100		6
136	HOTEA Camelia	ROU	1	1	100		5
136	LOPEZ Marta	ESP	1	4	25		6
136	MOLID Mari	NOR	1	1	100		8
136	NAM Yeongsin	KOR	1	1	100		5
136	ZAADI DEUNA Grace	FRA	1	10	10		8



Individual Statistics
Estatísticas individuais / Statistiques individuelles

As of SAT 20 AUG 2016 at 17:00

ASSISTS

Rank	Name	Team	Assists	MP
1	OFTEDAL Stine Bredal	NOR	39	8
2	MANGUE Marta	ESP	27	6
3	GROOT Nycke	NED	25	8
4	GULLDEN Isabelle	SWE	23	6
4	LOKE Heidi	NOR	23	8
4	TALESKA Eduarda	BRA	23	6
4	VYAKHIREVA Anna	RUS	23	8
8	BELO Ana Paula	BRA	22	6
9	MORK Nora	NOR	20	8
9	RAICEVIC Milena	MNE	20	5
11	BOBROVNIKOVA Vladlena	RUS	19	8
11	PINEAU Allison	FRA	19	8
13	KRISTIANSEN Veronica	NOR	18	8
14	DMITRIEVA Daria	RUS	16	8
14	LACRABERE Alexandra	FRA	16	8
14	NIOMBLA Gnonsiane	FRA	16	8
17	BERNARDO Natalia Maria	ANG	14	6
18	AGUILAR Macarena	ESP	13	6
18	BLIZNOVA Irina	RUS	13	8
18	NEAGU Cristina	ROU	13	5
18	WALLEN Angelica	SWE	13	6
22	SANS Macarena	ARG	12	5
23	AKOPIAN Olga	RUS	11	8
23	FACHINELLO Deonise	BRA	11	6
23	POLMAN Estavana	NED	11	8
23	van der HEIJDEN Laura	NED	11	8
23	YOO Hyunji	KOR	11	5
28	MANEA Oana	ROU	10	5
28	MENDOZA Luciana	ARG	10	5
28	NZE-MINKO Estelle	FRA	10	8
28	PENA Nerea	ESP	10	6
32	AYGLON SAURINA Camille	FRA	9	8
32	BUCESCHI Eliza	ROU	9	5
32	ROCHA Francielle	BRA	9	6
32	TORSTENSSON Linnea	SWE	9	6
36	ABBINGH Lois	NED	8	8
36	GEIGER Melinda	ROU	8	5
36	GRIMSBO Kari Aalvik	NOR	8	8
36	GWON Han Na	KOR	8	5
36	JANKOVIC Jasmina	NED	8	8
36	KASSOMA Albertina Cruz	ANG	8	6
36	MARTIN Carmen	ESP	8	6
43	BULATOVIC Katarina	MNE	7	5
43	CABRAL Alexandrina	ESP	7	6
43	DOMBAXI Wuta Waco Bige	ANG	7	6
43	DULFER Kelly	NED	7	8
43	HAGMAN Nathalie	SWE	7	6
43	KIALA Luisa	ANG	7	6
43	ROBERTS Jamina	SWE	7	6
50	BRADEANU Aurelia	ROU	6	5
50	CRIVELLI Victoria	ARG	6	5
50	EDWIGE Beatrice	FRA	6	8
50	GUIALO Isabel Evelize W.	ANG	6	6



Individual Statistics
Estatísticas individuais / Statistiques individuelles

As of SAT 20 AUG 2016 at 17:00

ASSISTS

Rank	Name	Team	Assists	MP
50	PIZZO Manuela	ARG	6	5
50	RYU Eun Hee	KOR	6	5
50	SIM Haein	KOR	6	5
50	van OLPHEN Sanne	NED	6	8
50	WESTER Tess	NED	6	8
59	ALM Jenny	SWE	5	6
59	BROCH Yvette	NED	5	8
59	CARLOS Azenaide Daniela	ANG	5	6
59	ILINA Ekaterina	RUS	5	8
59	JACOBSEN Sabina	SWE	5	6
59	JAUKOVIC Durdina	MNE	5	5
59	KURTOVIC Amanda	NOR	5	8
59	LANDRE Laurisa	FRA	5	8
59	SEN Anna	RUS	5	8
59	SNELDER Danick	NED	5	8
59	STROMBERG Carin	SWE	5	6
70	ARNTZEN Emilie Hegh	NOR	4	8
70	CAMIGLI Rocio	ARG	4	5
70	CHAVEZ Elizabet	ESP	4	6
70	DEMBELE Siraba	FRA	4	8
70	FRAFJORD Marit Malm	NOR	4	8
70	FRANCA da SILVA Fernanda	BRA	4	6
70	MENA Antonela	ARG	4	5
70	PETROVIC Radmila	MNE	4	5
70	POPOVIC Bojana	MNE	4	3
70	RADICEVIC Jovanka	MNE	4	5
70	SONG Hairim	KOR	4	3
70	ZAADI DEUNA Grace	FRA	4	8
70	ZHILINSKAYTE Victoria	RUS	4	8
83	ALBERTO Neli	ESP	3	5
83	ARENHART Barbara	BRA	3	6
83	BULATOVIC Andela	MNE	3	5
83	BUNDSEN Johanna	SWE	3	6
83	CAZANGA Magda Alfredo	ANG	3	6
83	HARO Lucia	ARG	3	5
83	HERREM Camilla	NOR	3	8
83	KIM Jinyi	KOR	3	5
83	KIM Ona	KOR	3	2
83	LAZOVIC Suzana	MNE	3	5
83	MACHADO Juliana Jose	ANG	3	6
83	MALESTEIN Angela	NED	3	8
83	MEHMEDOVIC Majda	MNE	3	5
83	MONTEIRO Lurdes Marcelina	ANG	3	6
83	OH Yongran	KOR	3	5
83	PETROVA Mayya	RUS	3	8
83	PINEDO Elizabeth	ESP	3	6
83	SALVADO Luciana	ARG	3	5
83	SUDAKOVA Marina	RUS	3	8
83	VENANCIO Liliana da Silva	ANG	3	6
83	WOO Sunhee	KOR	3	5
104	BLOHM Linn	SWE	2	6
104	ELORZA Patricia	ESP	2	6
104	EROKHINA Tatiana	RUS	2	5



Individual Statistics
Estatísticas individuais / Statistiques individuelles

As of SAT 20 AUG 2016 at 17:00

ASSISTS

Rank	Name	Team	Assists	MP
104	GONZALEZ Lara	ESP	2	6
104	KALININA Viktoriia	RUS	2	8
104	KOREN Linn-Kristin Riegelhuth	NOR	2	8
104	KUZNETSOVA Polina	RUS	2	8
104	LUCIANO Ailly	NED	2	8
104	MARENNIKOVA Ekaterina	RUS	2	8
104	PIECADE Daniela	BRA	2	6
104	PROUVENSIER Marie	FRA	2	3
104	QUINTINO Jessica	BRA	2	6
104	TEGSTEDT Frida	SWE	2	6
117	ARDEAN ELISEI Valentina	ROU	1	5
117	BELOTTI Amelia	ARG	1	5
117	BIANCHI Valeria	ARG	1	2
117	BULLEUX Chloe	FRA	1	7
117	CHINTOAN Florina	ROU	1	5
117	CHOI Sumin	KOR	1	5
117	DANCETTE Blandine	FRA	1	5
117	DINIZ Fabiana	BRA	1	6
117	EGOZKUE Naiara	ESP	1	6
117	EK Michaela	SWE	1	5
117	GANDULFO Macarena	ARG	1	5
117	GLAUSER Laura	FRA	1	8
117	GOOS Michelle	NED	1	8
117	HOUETTE Manon	FRA	1	8
117	IDEHN Filippa	SWE	1	6
117	JOVANOVIC Marija	MNE	1	2
117	JUNG Yura	KOR	1	5
117	LEE Eunbi	KOR	1	5
117	LOPEZ Marta	ESP	1	6
117	LUNDE Katrine	NOR	1	8
117	NAVARRO Silvia	ESP	1	6
117	PARK Mira	KOR	1	5
117	PAVICEVIC Biljana	MNE	1	5
117	PESSOA Mayssa Raquel	BRA	1	6
117	RAJCIC Marina	MNE	1	5
117	RAMUSOVIC Ema	MNE	1	5
117	ROCHA Samira	BRA	1	6
117	SAND Louise	SWE	1	6
117	SOLBERG Sanna	NOR	1	8
117	VIZITIU Patricia	ROU	1	5
117	YU Sojeong	KOR	1	5



Individual Statistics
Estatísticas individuais / Statistiques individuelles

As of SAT 20 AUG 2016 at 17:00

GOALS AND ASSISTS

Rank	Name	Team	Goals + Assists	Goals	Assists	MP
1	MORK Nora	NOR	82	62	20	8
2	OFTEDAL Stine Bredal	NOR	69	30	39	8
3	LACRABERE Alexandra	FRA	62	46	16	8
4	BELO Ana Paula	BRA	59	37	22	6
4	GULLDEN Isabelle	SWE	59	36	23	6
4	VYAKHIREVA Anna	RUS	59	36	23	8
7	NEAGU Cristina	ROU	57	44	13	5
8	KRISTIANSEN Veronica	NOR	55	37	18	8
9	LOKE Heidi	NOR	54	31	23	8
10	GROOT Nycke	NED	53	28	25	8
11	PINEAU Allison	FRA	51	32	19	8
12	BOBROVNIKOVA Vladlena	RUS	48	29	19	8
13	POLMAN Estavana	NED	47	36	11	8
14	BERNARDO Natalia Maria	ANG	45	31	14	6
14	HAGMAN Nathalie	SWE	45	38	7	6
16	DMITRIEVA Daria	RUS	44	28	16	8
17	van der HEIJDEN Laura	NED	43	32	11	8
18	PENA Nerea	ESP	42	32	10	6
19	GUIALO Isabel Evelize W.	ANG	41	35	6	6
20	MANGUE Marta	ESP	39	12	27	6
20	TALESKA Eduarda	BRA	39	16	23	6
22	BULATOVIC Katarina	MNE	38	31	7	5
23	BLIZNOVA Irina	RUS	37	24	13	8
23	CABRAL Alexandrina	ESP	37	30	7	6
25	GWON Han Na	KOR	33	25	8	5
25	HERREM Camilla	NOR	33	30	3	8
25	NIOMBLA Gnonsiane	FRA	33	17	16	8
28	KUZNETSOVA Polina	RUS	32	30	2	8
28	MARTIN Carmen	ESP	32	24	8	6
30	FACHINELLO Deonise	BRA	31	20	11	6
30	ILINA Ekaterina	RUS	31	26	5	8
32	KURTOVIC Amanda	NOR	29	24	5	8
33	FRANCA da SILVA Fernanda	BRA	28	24	4	6
33	MENDOZA Luciana	ARG	28	18	10	5
35	DEMBELE Siraba	FRA	27	23	4	8
35	TORSTENSSON Linnea	SWE	27	18	9	6
37	MALESTEIN Angela	NED	26	23	3	8
37	MARTINEZ Alexandra	BRA	26	26		6
37	RAICEVIC Milena	MNE	26	6	20	5
37	ROBERTS Jamina	SWE	26	19	7	6
37	SUDAKOVA Marina	RUS	26	23	3	8
42	AKOPIAN Olga	RUS	25	14	11	8
42	NZE-MINKO Estelle	FRA	25	15	10	8
44	ABBINGH Lois	NED	24	16	8	8
44	BROCH Yvette	NED	24	19	5	8
44	CARLOS Azenaide Daniela	ANG	24	19	5	6
47	AGUILAR Macarena	ESP	23	10	13	6
47	LANDRE Laurisa	FRA	23	18	5	8
49	GEIGER Melinda	ROU	22	14	8	5
49	PIZZO Manuela	ARG	22	16	6	5
51	BLOHM Linn	SWE	20	18	2	6
51	KASSOMA Albertina Cruz	ANG	20	12	8	6
51	RADICEVIC Jovanka	MNE	20	16	4	5



Individual Statistics
Estatísticas individuais / Statistiques individuelles

As of SAT 20 AUG 2016 at 17:00

GOALS AND ASSISTS

Rank	Name	Team	Goals + Assists	Goals	Assists	MP
51	SANS Macarena	ARG	20	8	12	5
51	SEN Anna	RUS	20	15	5	8
51	YOO Hyunji	KOR	20	9	11	5
57	MANEA Oana	ROU	19	9	10	5
57	WALLEN Angelica	SWE	19	6	13	6
57	WOO Sunhee	KOR	19	16	3	5
60	AYGLON SAURINA Camille	FRA	18	9	9	8
60	MEHMEDOVIC Majda	MNE	18	15	3	5
60	PINEDO Elizabeth	ESP	18	15	3	6
60	RYU Eun Hee	KOR	18	12	6	5
60	SNELDER Danick	NED	18	13	5	8
65	ARNTZEN Emilie Hegg	NOR	17	13	4	8
65	CHOI Sumin	KOR	17	16	1	5
67	BUCESCHI Eliza	ROU	16	7	9	5
67	van OLPHEN Sanne	NED	16	10	6	8
69	CAMPIGLI Rocio	ARG	15	11	4	5
69	CAZANGA Magda Alfredo	ANG	15	12	3	6
69	CHAVEZ Elizabet	ESP	15	11	4	6
69	DOMBAXI Wuta Waco Bige	ANG	15	8	7	6
69	GOOS Michelle	NED	15	14	1	8
69	JUNG Yura	KOR	15	14	1	5
69	ROCHA Francielle	BRA	15	6	9	6
69	SIM Haein	KOR	15	9	6	5
69	ZHILINSKAYTE Victoria	RUS	15	11	4	8
78	ALM Jenny	SWE	14	9	5	6
78	CHIPER Laura	ROU	14	14		5
78	HOUETTE Manon	FRA	14	13	1	8
78	JAUKOVIC Durdina	MNE	14	9	5	5
82	MACHADO Juliana Jose	ANG	13	10	3	6
82	MENA Antonela	ARG	13	9	4	5
82	PETROVA Mayya	RUS	13	10	3	8
82	PETROVIC Radmila	MNE	13	9	4	5
86	KIM Ona	KOR	12	9	3	2
86	MARENNIKOVA Ekaterina	RUS	12	10	2	8
86	QUINTINO Jessica	BRA	12	10	2	6
86	SAND Louise	SWE	12	11	1	6
86	SMEETS Martine	NED	12	12		8
91	BELOTTI Amelia	ARG	11	10	1	5
91	KIALA Luisa	ANG	11	4	7	6
91	LUCIANO Ailly	NED	11	9	2	8
91	SOLBERG Sanna	NOR	11	10	1	8
95	ALBERTO Neli	ESP	10	7	3	5
95	CRIVELLI Victoria	ARG	10	4	6	5
95	EDWIGE Beatrice	FRA	10	4	6	8
95	SALVADO Luciana	ARG	10	7	3	5
95	SONG Hairim	KOR	10	6	4	3
100	BRADEANU Aurelia	ROU	9	3	6	5
100	DULFER Kelly	NED	9	2	7	8
100	JACOBSEN Sabina	SWE	9	4	5	6
100	LAZOVIC Suzana	MNE	9	6	3	5
100	PAVICEVIC Biljana	MNE	9	8	1	5
100	PIEADADE Daniela	BRA	9	7	2	6
100	ROCHA Samira	BRA	9	8	1	6



Individual Statistics
Estatísticas individuais / Statistiques individuelles

As of SAT 20 AUG 2016 at 17:00

GOALS AND ASSISTS

Rank	Name	Team	Goals + Assists	Goals	Assists	MP
107	BULLEUX Chloe	FRA	8	7	1	7
107	GRIMSBO Kari Aalvik	NOR	8		8	8
107	JANKOVIC Jasmina	NED	8		8	8
107	KIM Jinyi	KOR	8	5	3	5
107	POPOVIC Bojana	MNE	8	4	4	3
107	WESTER Tess	NED	8	2	6	8
113	ARDEAN ELISEI Valentina	ROU	7	6	1	5
113	CHINTOAN Florina	ROU	7	6	1	5
113	FRAFJORD Marit Malm	NOR	7	3	4	8
113	HARO Lucia	ARG	7	4	3	5
113	MONTEIRO Lurdes Marcelina	ANG	7	4	3	6
113	STROMBERG Carin	SWE	7	2	5	6
113	VENANCIO Liliانا da Silva	ANG	7	4	3	6
120	EGOZKUE Naiara	ESP	6	5	1	6
120	EK Michaela	SWE	6	5	1	5
120	KOREN Linn-Kristin Riegelhuth	NOR	6	4	2	8
120	YU Sojeong	KOR	6	5	1	5
124	ELORZA Patricia	ESP	5	3	2	6
124	GANDULFO Macarena	ARG	5	4	1	5
124	KARSTEN Elke	ARG	5	5		3
124	PROUVENSIER Marie	FRA	5	3	2	3
124	TEGSTEDT Frida	SWE	5	3	2	6
124	ZAADI DEUNA Grace	FRA	5	1	4	8
130	ARENHART Barbara	BRA	4	1	3	6
130	BULATOVIC Andela	MNE	4	1	3	5
130	IACOI Xoana	ARG	4	4		5
130	LEE Eunbi	KOR	4	3	1	5
130	SANTOS Janete Viegas dos	ANG	4	4		6
135	BUNDSSEN Johanna	SWE	3		3	6
135	DINIZ Fabiana	BRA	3	2	1	6
135	GONZALEZ Lara	ESP	3	1	2	6
135	LIMA de ARAUJO Tamires	BRA	3	3		6
135	OH Yongran	KOR	3		3	5
135	RAMUSOVIC Ema	MNE	3	2	1	5
135	VIZITIU Patricia	ROU	3	2	1	5
142	ALSTAD Ida	NOR	2	2		8
142	BIANCHI Valeria	ARG	2	1	1	2
142	EROKHINA Tatiana	RUS	2		2	5
142	KALININA Viktoriia	RUS	2		2	8
142	LOPEZ Marta	ESP	2	1	1	6
142	PERIANU Gabriela	ROU	2	2		5
148	BLOMSTRAND Hanna	SWE	1	1		1
148	DANCETTE Blandine	FRA	1	0	1	5
148	FIER de MOURA Mayara	BRA	1	1		6
148	GLAUSER Laura	FRA	1		1	8
148	HOTEA Camelia	ROU	1	1		5
148	IDEHN Filippa	SWE	1		1	6
148	JOVANOVIC Marija	MNE	1	0	1	2
148	LUNDE Katrine	NOR	1		1	8
148	MOLID Mari	NOR	1	1		8
148	NAM Yeongsin	KOR	1	1		5
148	NAVARRO Silvia	ESP	1		1	6
148	PARK Mira	KOR	1		1	5



Individual Statistics
Estatísticas individuais / Statistiques individuelles

As of SAT 20 AUG 2016 at 17:00

GOALS AND ASSISTS

Rank	Name	Team	Goals + Assists	Goals	Assists	MP
148	PESSOA Mayssa Raquel	BRA	1		1	6
148	RAJCIC Marina	MNE	1		1	5



Individual Statistics
Estatísticas individuais / Statistiques individuelles

As of SAT 20 AUG 2016 at 17:00

STEALS

Rank	Name	Team	Total	Avg.	MP
1	HERREM Camilla	NOR	13	1.6	8
2	CABRAL Alexandrina	ESP	9	1.5	6
3	DULFER Kelly	NED	7	0.9	8
4	MACHADO Juliana Jose	ANG	6	1.0	6
5	PINEAU Allison	FRA	5	0.6	8
6	BERNARDO Natalia Maria	ANG	4	0.7	6
6	GROOT Nycke	NED	4	0.5	8
6	GULLDEN Isabelle	SWE	4	0.7	6
6	KUZNETSOVA Polina	RUS	4	0.5	8
6	MENDOZA Luciana	ARG	4	0.8	5
6	PINEDO Elizabeth	ESP	4	0.7	6
6	RAICEVIC Milena	MNE	4	0.8	5
6	SUDAKOVA Marina	RUS	4	0.5	8
14	BULLEUX Chloe	FRA	3	0.4	7
14	DMITRIEVA Daria	RUS	3	0.4	8
14	EDWIGE Beatrice	FRA	3	0.4	8
14	FRANCA da SILVA Fernanda	BRA	3	0.5	6
14	KRISTIANSEN Veronica	NOR	3	0.4	8
14	KURTOVIC Amanda	NOR	3	0.4	8
14	LACRABERE Alexandra	FRA	3	0.4	8
14	LEYNAUD Amandine	FRA	3	0.4	8
14	MANGUE Marta	ESP	3	0.5	6
14	RADICEVIC Jovanka	MNE	3	0.6	5
14	SANS Macarena	ARG	3	0.6	5
14	TALESKA Eduarda	BRA	3	0.5	6
14	TORSTENSSON Linnea	SWE	3	0.5	6
27	BELO Ana Paula	BRA	2	0.3	6
27	BROCH Yvette	NED	2	0.3	8
27	CHIPER Laura	ROU	2	0.4	5
27	DEMBELE Siraba	FRA	2	0.3	8
27	DOMBAXI Wuta Waco Bige	ANG	2	0.3	6
27	FACHINELLO Deonise	BRA	2	0.3	6
27	FRAFJORD Marit Malm	NOR	2	0.3	8
27	HAGMAN Nathalie	SWE	2	0.3	6
27	ILINA Ekaterina	RUS	2	0.3	8
27	LOKE Heidi	NOR	2	0.3	8
27	LUCIANO Ailly	NED	2	0.3	8
27	MALESTEIN Angela	NED	2	0.3	8
27	MARTIN Carmen	ESP	2	0.3	6
27	MARTINEZ Alexandra	BRA	2	0.3	6
27	MENA Antonela	ARG	2	0.4	5
27	MORK Nora	NOR	2	0.3	8
27	NZE-MINKO Estelle	FRA	2	0.3	8
27	OFTEDAL Stine Bredal	NOR	2	0.3	8
27	ROBERTS Jamina	SWE	2	0.3	6
27	RYU Eun Hee	KOR	2	0.4	5
27	SAND Louise	SWE	2	0.3	6
27	SIM Haein	KOR	2	0.4	5
27	SNELDER Danick	NED	2	0.3	8
27	SOLBERG Sanna	NOR	2	0.3	8
27	SONG Hairim	KOR	2	0.7	3
27	VYAKHIREVA Anna	RUS	2	0.3	8
27	ZHILINSKAYTE Victoria	RUS	2	0.3	8



Individual Statistics
Estatísticas individuais / Statistiques individuelles

As of SAT 20 AUG 2016 at 17:00

STEALS

Rank	Name	Team	Total	Avg.	MP
54	AKOPIAN Olga	RUS	1	0.1	8
54	ALBERTO Neli	ESP	1	0.2	5
54	ALM Jenny	SWE	1	0.2	6
54	ARNTZEN Emilie Hegh	NOR	1	0.1	8
54	AYGLON SAURINA Camille	FRA	1	0.1	8
54	BARBOSA Neide Marisa de P.	ANG	1	0.2	6
54	BLIZNOVA Irina	RUS	1	0.1	8
54	BLOHM Linn	SWE	1	0.2	6
54	BULATOVIC Katarina	MNE	1	0.2	5
54	CARLOS Azenaide Daniela	ANG	1	0.2	6
54	CAZANGA Magda Alfredo	ANG	1	0.2	6
54	DINIZ Fabiana	BRA	1	0.2	6
54	EK Michaela	SWE	1	0.2	5
54	EROKHINA Tatiana	RUS	1	0.2	5
54	GANDULFO Macarena	ARG	1	0.2	5
54	GUIALO Isabel Evelize W.	ANG	1	0.2	6
54	HOUETTE Manon	FRA	1	0.1	8
54	JAUKOVIC Durdina	MNE	1	0.2	5
54	KIALA Luisa	ANG	1	0.2	6
54	KLIKOVAC Andrea	MNE	1	0.2	5
54	LANDRE Laurisa	FRA	1	0.1	8
54	LEE Eunbi	KOR	1	0.2	5
54	MARENNIKOVA Ekaterina	RUS	1	0.1	8
54	MEHMEDOVIC Majda	MNE	1	0.2	5
54	MONTEIRO Lurdes Marcelina	ANG	1	0.2	6
54	NAVARRO Silvia	ESP	1	0.2	6
54	PAVICEVIC Biljana	MNE	1	0.2	5
54	PERIANU Gabriela	ROU	1	0.2	5
54	PETROVIC Radmila	MNE	1	0.2	5
54	PIZZO Manuela	ARG	1	0.2	5
54	POLMAN Estavana	NED	1	0.1	8
54	QUINTINO Jessica	BRA	1	0.2	6
54	ROCHA Samira	BRA	1	0.2	6
54	SALVADO Luciana	ARG	1	0.2	5
54	SEN Anna	RUS	1	0.1	8
54	SZUCS Gabriella	ROU	1	0.2	5
54	YOO Hyunji	KOR	1	0.2	5



Individual Statistics
Estatísticas individuais / Statistiques individuelles

As of SAT 20 AUG 2016 at 17:00

BLOCKED SHOTS

Rank	Name	Team	Total	Avg.	MP
1	EDWIGE Beatrice	FRA	11	1.4	8
1	SEN Anna	RUS	11	1.4	8
3	DULFER Kelly	NED	10	1.3	8
4	PERIANU Gabriela	ROU	9	1.8	5
5	ZHILINSKAYTE Victoria	RUS	7	0.9	8
6	FRAFJORD Marit Malm	NOR	6	0.8	8
7	KASSOMA Albertina Cruz	ANG	5	0.8	6
7	SNELDER Danick	NED	5	0.6	8
9	CABRAL Alexandrina	ESP	4	0.7	6
9	CHAVEZ Elizabet	ESP	4	0.7	6
9	DMITRIEVA Daria	RUS	4	0.5	8
9	GULLDEN Isabelle	SWE	4	0.7	6
9	JACOBSEN Sabina	SWE	4	0.7	6
9	TALESKA Eduarda	BRA	4	0.7	6
9	TORSTENSSON Linnea	SWE	4	0.7	6
16	ARNTZEN Emilie Hegh	NOR	3	0.4	8
16	AYGLON SAURINA Camille	FRA	3	0.4	8
16	FACHINELLO Deonise	BRA	3	0.5	6
16	LACRABERE Alexandra	FRA	3	0.4	8
16	TEGSTEDT Frida	SWE	3	0.5	6
21	ABBINGH Lois	NED	2	0.3	8
21	DINIZ Fabiana	BRA	2	0.3	6
21	ELORZA Patricia	ESP	2	0.3	6
21	HARO Lucia	ARG	2	0.4	5
21	MENA Antonela	ARG	2	0.4	5
21	PINEAU Allison	FRA	2	0.3	8
21	RAICEVIC Milena	MNE	2	0.4	5
21	RYU Eun Hee	KOR	2	0.4	5
21	SZUCS Gabriella	ROU	2	0.4	5
21	van der HEIJDEN Laura	NED	2	0.3	8
31	AKOPIAN Olga	RUS	1	0.1	8
31	ALM Jenny	SWE	1	0.2	6
31	BLIZNOVA Irina	RUS	1	0.1	8
31	BLOHM Linn	SWE	1	0.2	6
31	BOBROVNIKOVA Vladlena	RUS	1	0.1	8
31	BROCH Yvette	NED	1	0.1	8
31	BULATOVIC Andela	MNE	1	0.2	5
31	CAMPIGLI Rocio	ARG	1	0.2	5
31	DEMBELE Siraba	FRA	1	0.1	8
31	GROOT Nycke	NED	1	0.1	8
31	GUIALO Isabel Evelize W.	ANG	1	0.2	6
31	JAUKOVIC Durdina	MNE	1	0.2	5
31	KRISTIANSEN Veronica	NOR	1	0.1	8
31	LANDRE Laurisa	FRA	1	0.1	8
31	MANEA Oana	ROU	1	0.2	5
31	MANGUE Marta	ESP	1	0.2	6
31	MARENNIKOVA Ekaterina	RUS	1	0.1	8
31	NEAGU Cristina	ROU	1	0.2	5
31	NIOMBLA Gnonsiane	FRA	1	0.1	8
31	OFTEDAL Stine Bredal	NOR	1	0.1	8
31	PIEADA Daniela	BRA	1	0.2	6
31	PIZZO Manuela	ARG	1	0.2	5
31	SIM Haein	KOR	1	0.2	5



Individual Statistics
Estatísticas individuais / Statistiques individuelles

As of SAT 20 AUG 2016 at 17:00

BLOCKED SHOTS

Rank	Name	Team	Total	Avg.	MP
31	STROMBERG Carin	SWE	1	0.2	6
31	van OLPHEN Sanne	NED	1	0.1	8
31	VENANCIO Liliansa da Silva	ANG	1	0.2	6
31	VYAKHIREVA Anna	RUS	1	0.1	8



Individual Statistics
Estatísticas individuais / Statistiques individuelles

As of SAT 20 AUG 2016 at 17:00

PUNISHMENTS

Rank	Name	Team	Points		BC	RC	2Min	YC	MP
			Avg.	Total					
1	TALESKA Eduarda	BRA	3.7	22		1	6	5	6
2	DOMBAXI Wuta Waco Bige	ANG	3.3	20		2	4	2	6
3	BIANCHI Valeria	ARG	3.0	6			3		2
3	CHAVEZ Elizabet	ESP	3.0	18		1	5	3	6
5	EDWIGE Beatrice	FRA	2.8	22			9	4	8
6	PERIANU Gabriela	ROU	2.6	13			5	3	5
7	FRAFJORD Marit Malm	NOR	2.5	20			8	4	8
8	CAZANGA Magda Alfredo	ANG	2.3	14			5	4	6
8	KASSOMA Albertina Cruz	ANG	2.3	14			6	2	6
10	BULATOVIC Katarina	MNE	2.2	11			4	3	5
10	GONZALEZ Lara	ESP	2.2	13			4	5	6
10	JACOBSEN Sabina	SWE	2.2	13			5	3	6
10	MENA Antonela	ARG	2.2	11			4	3	5
10	RAICEVIC Milena	MNE	2.2	11			5	1	5
10	SIM Haein	KOR	2.2	11			4	3	5
16	PETROVA Mayya	RUS	2.1	17			6	5	8
17	CAMPIGLI Rocio	ARG	2.0	10			5		5
17	DINIZ Fabiana	BRA	2.0	12			5	2	6
17	GROOT Nycke	NED	2.0	16			6	4	8
17	SNELDER Danick	NED	2.0	16			5	6	8
21	DULFER Kelly	NED	1.9	15			5	5	8
21	LOKE Heidi	NOR	1.9	15			6	3	8
23	BULATOVIC Andela	MNE	1.8	9			4	1	5
23	DMITRIEVA Daria	RUS	1.8	14			6	2	8
23	MENDOZA Luciana	ARG	1.8	9			4	1	5
23	NEAGU Cristina	ROU	1.8	9			4	1	5
23	PIECADE Daniela	BRA	1.8	11			4	3	6
23	SANS Macarena	ARG	1.8	9			4	1	5
23	VENANCIO Liliana da Silva	ANG	1.8	11			5	1	6
30	MACHADO Juliana Jose	ANG	1.7	10			4	2	6
31	ALSTAD Ida	NOR	1.6	13			6	1	8
31	AYGLON SAURINA Camille	FRA	1.6	13			5	3	8
31	JAUKOVIC Durdina	MNE	1.6	8			3	2	5
31	YOO Hyunji	KOR	1.6	8			3	2	5
35	FACHINELLO Deonise	BRA	1.5	9			4	1	6
35	KRISTIANSEN Veronica	NOR	1.5	12			4	4	8
37	CHOI Sumin	KOR	1.4	7			3	1	5
37	CRIVELLI Victoria	ARG	1.4	7			3	1	5
37	PIZZO Manuela	ARG	1.4	7			2	3	5
37	van der HEIJDEN Laura	NED	1.4	11			3	5	8
37	WOO Sunhee	KOR	1.4	7			3	1	5
42	FRANCA da SILVA Fernanda	BRA	1.3	8			3	2	6
42	ROCHA Samira	BRA	1.3	8			4		6
44	ALBERTO Neli	ESP	1.2	6			3		5
44	CABRAL Alexandrina	ESP	1.2	7			2	3	6
44	CARLOS Azenaide Daniela	ANG	1.2	7			3	1	6
44	ELORZA Patricia	ESP	1.2	7			3	1	6
44	GANDULFO Macarena	ARG	1.2	6			3		5
44	KUZNETSOVA Polina	RUS	1.3	10			3	4	8
44	MANGUE Marta	ESP	1.2	7			3	1	6
44	PINEDO Elizabeth	ESP	1.2	7			3	1	6
44	SANTOS Janete Viegas dos	ANG	1.2	7			3	1	6
44	SEN Anna	RUS	1.3	10			4	2	8



Individual Statistics
Estatísticas individuais / Statistiques individuelles

As of SAT 20 AUG 2016 at 17:00

PUNISHMENTS

Rank	Name	Team	Points		BC	RC	2Min	YC	MP
			Avg.	Total					
44	WALLEN Angelica	SWE	1.2	7			3	1	6
55	ZHILINSKAYTE Victoria	RUS	1.1	9			4	1	8
56	ALM Jenny	SWE	1.0	6			2	2	6
56	GOOS Michelle	NED	1.0	8			4		8
56	MANEA Oana	ROU	1.0	5			1	3	5
56	MARENNIKOVA Ekaterina	RUS	1.0	8			4		8
56	MONTEIRO Lurdes Marcelina	ANG	1.0	6			3		6
56	POPOVIC Bojana	MNE	1.0	3			1	1	3
56	RADICEVIC Jovanka	MNE	1.0	5			2	1	5
56	RYU Eun Hee	KOR	1.0	5			2	1	5
56	STROMBERG Carin	SWE	1.0	6			3		6
56	TEGSTEDT Frida	SWE	1.0	6			1	4	6
56	TORSTENSSON Linnea	SWE	1.0	6			2	2	6
67	AKOPIAN Olga	RUS	0.9	7			3	1	8
67	BOBROVNIKOVA Vladlena	RUS	0.9	7			3	1	8
67	BROCH Yvette	NED	0.9	7			3	1	8
67	DEMBELE Siraba	FRA	0.9	7			1	5	8
67	NIOMBLA Gnonsiane	FRA	0.9	7			3	1	8
67	VYAKHIREVA Anna	RUS	0.9	7		1		2	8
73	BLIZNOVA Irina	RUS	0.8	6			2	2	8
73	CHINTOAN Florina	ROU	0.8	4			2		5
73	GULLDEN Isabelle	SWE	0.8	5			2	1	6
73	LEE Eunbi	KOR	0.8	4			1	2	5
73	SZUCS Gabriella	ROU	0.8	4			1	2	5
73	VIZITIU Patricia	ROU	0.8	4			2		5
79	KARSTEN Elke	ARG	0.7	2			1		3
79	SONG Hairim	KOR	0.7	2			1		3
81	BRADEANU Aurelia	ROU	0.6	3			1	1	5
81	HARO Lucia	ARG	0.6	3			1	1	5
81	LAZOVIC Suzana	MNE	0.6	3			1	1	5
81	MORK Nora	NOR	0.6	5			2	1	8
81	NZE-MINKO Estelle	FRA	0.6	5			2	1	8
81	PINEAU Allison	FRA	0.6	5			1	3	8
87	HAGMAN Nathalie	SWE	0.5	3			1	1	6
87	LACRABERE Alexandra	FRA	0.5	4			2		8
87	LANDRE Laurisa	FRA	0.5	4			2		8
87	LIMA de ARAUJO Tamires	BRA	0.5	3			1	1	6
87	LUCIANO Ailly	NED	0.5	4			2		8
87	MALESTEIN Angela	NED	0.5	4			1	2	8
87	MOLID Mari	NOR	0.5	4			1	2	8
87	SAND Louise	SWE	0.5	3			1	1	6
95	ARDEAN ELISEI Valentina	ROU	0.4	2			1		5
95	BULLEUX Chloe	FRA	0.4	3			1	1	7
95	EK Michaela	SWE	0.4	2			1		5
95	HOTEA Camelia	ROU	0.4	2			1		5
95	KIM Jinyi	KOR	0.4	2			1		5
95	PAVICEVIC Biljana	MNE	0.4	2			1		5
95	PETROVIC Radmila	MNE	0.4	2			1		5
95	SOLBERG Sanna	NOR	0.4	3			1	1	8
103	AGUILAR Macarena	ESP	0.3	2			1		6
103	BLOHM Linn	SWE	0.3	2			1		6
103	EGOZKUE Naiara	ESP	0.3	2			1		6
103	GUIALO Isabel Evelize W.	ANG	0.3	2			1		6



Individual Statistics
Estatísticas individuais / Statistiques individuelles

As of SAT 20 AUG 2016 at 17:00

PUNISHMENTS

Rank	Name	Team	Points		BC	RC	2Min	YC	MP
			Avg.	Total					
103	MARTIN Carmen	ESP	0.3	2			1		6
103	PENA Nerea	ESP	0.3	2				2	6
103	PROUVENSIER Marie	FRA	0.3	1				1	3
103	QUINTINO Jessica	BRA	0.3	2			1		6
111	ABBINGH Lois	NED	0.3	2			1		8
111	ARNTZEN Emilie Hegh	NOR	0.3	2			1		8
111	BELOTTI Amelia	ARG	0.2	1				1	5
111	BERNARDO Natalia Maria	ANG	0.2	1				1	6
111	BUCESCHI Eliza	ROU	0.2	1				1	5
111	CHIPER Laura	ROU	0.2	1				1	5
111	GWON Han Na	KOR	0.2	1				1	5
111	HERREM Camilla	NOR	0.3	2			1		8
111	ILINA Ekaterina	RUS	0.3	2			1		8
111	JUNG Yura	KOR	0.2	1				1	5
111	KIALA Luisa	ANG	0.2	1				1	6
111	KOREN Linn-Kristin Riegelhuth	NOR	0.3	2			1		8
111	MARTINEZ Alexandra	BRA	0.2	1				1	6
111	MEHMEDOVIC Majda	MNE	0.2	1				1	5
111	RAMUSOVIC Ema	MNE	0.2	1				1	5
111	ROBERTS Jamina	SWE	0.2	1				1	6
111	SALVADO Luciana	ARG	0.2	1				1	5
111	SUDAKOVA Marina	RUS	0.3	2			1		8
111	van OLPHEN Sanne	NED	0.3	2			1		8
111	YU Sojeong	KOR	0.2	1				1	5
131	KURTOVIC Amanda	NOR	0.1	1				1	8
131	OFTEDAL Stine Bredal	NOR	0.1	1				1	8

Note:
Total Points = (BC) x 10 + (RC) x 5 + (2Min) x 2 + (YC) x 1

Legend:
% Efficiency 2Min 2 Minute Suspensions Avg. Average per Match BC Blue Cards
MP Matches Played RC Red Cards YC Yellow Cards



Goalkeeper Statistics

Estatísticas dos goleiros / Statistiques de gardien de but

As of SAT 20 AUG 2016 at 17:00

SHOTS

Minimum 20% of total shots received by team

Rank	Name	Team	%	Saves	Shots	MP
1	GLAUSER Laura	FRA	41	45	109	8
2	GRIMSBO Kari Aalvik	NOR	40	90	227	8
3	LEYNAUD Amandine	FRA	38	61	161	8
3	NAVARRO Silvia	ESP	38	64	168	6
5	UNGUREANU Paula	ROU	36	57	158	5
6	IDEHN Filippa	SWE	34	44	130	6
6	KALININA Viktoriia	RUS	34	46	137	8
8	ARENHART Barbara	BRA	32	48	151	6
8	KOGAN Valentina	ARG	32	44	136	5
10	EROKHINA Tatiana	RUS	31	36	117	5
10	JANKOVIC Jasmina	NED	31	22	70	8
10	SEDOYKINA Anna	RUS	31	26	84	3
10	WESTER Tess	NED	31	73	239	8
14	ALMEIDA Teresa Patricia	ANG	30	35	117	6
15	RAJCIC Marina	MNE	29	44	154	5
16	LUNDE Katrine	NOR	28	26	92	8
16	OH Yongran	KOR	28	35	124	5
16	PESSOA Mayssa Raquel	BRA	28	17	60	6
19	BUNDSSEN Johanna	SWE	27	32	119	6
19	PARK Mira	KOR	27	17	64	5

7m PENALTY SHOTS

Minimum 20% of total shots received by team

Rank	Name	Team	%	Saves	Shots	MP
1	IDEHN Filippa	SWE	36	4	11	6
2	BRANCO Cristina Direito	ANG	27	3	11	4
3	CARRATU Marisol	ARG	25	2	8	5
3	OH Yongran	KOR	25	2	8	5
3	UNGUREANU Paula	ROU	25	5	20	5
6	EROKHINA Tatiana	RUS	23	3	13	5
7	WESTER Tess	NED	21	7	33	8
8	MUNTEANU Ionica	ROU	20	1	5	5
8	NAVARRO Silvia	ESP	20	4	20	6
8	PESSOA Mayssa Raquel	BRA	20	1	5	6
11	KALININA Viktoriia	RUS	19	4	21	8
11	LUNDE Katrine	NOR	19	5	26	8
13	GRIMSBO Kari Aalvik	NOR	15	2	13	8
14	GLAUSER Laura	FRA	14	2	14	8
15	ARENHART Barbara	BRA	13	2	16	6
15	RAJCIC Marina	MNE	12	2	17	5
17	LEYNAUD Amandine	FRA	11	2	19	8
17	SEDOYKINA Anna	RUS	11	1	9	3
19	JANKOVIC Jasmina	NED	10	1	10	8
19	KOGAN Valentina	ARG	10	1	10	5

Legend:

% Efficiency MP Matches Played



Medallists
Medalhistas / Médaillé(e)s

GOLD	SILVER	BRONZE
<p>DEN - Denmark</p> <ul style="list-style-type: none"> 1 LANDIN JACOBSEN Niklas 3 CHRISTIANSEN Mads 5 MENSAH LARSEN Mads 6 MORTENSEN Casper 15 NODDESBO Jesper 16 GREEN KREJBERG Jannick 17 SVAN Lasse 19 TOFT HANSEN Rene 21 MOLLGAARD JENSEN Henrik 22 SONDERGAARD Kasper 23 TOFT HANSEN Henrik 24 HANSEN Mikkel 25 OLSEN Morten 27 DAMGAARD NIELSEN Michael 	<p>FRA - France</p> <ul style="list-style-type: none"> 6 NYOKAS Olivier 8 NARCISSE Daniel 12 GERARD Vincent 13 KARABATIC Nikola 14 MAHE Kentin 15 GREBILLE Mathieu 16 OMEYER Thierry 17 N'GUESSAN Timothy 19 ABALO Luc 20 SORHAINDO Cedric 21 GUIGOU Michael 22 KARABATIC Luka 23 FABREGAS Ludovic 27 DIPANDA Adrien 28 PORTE Valentin 	<p>GER - Germany</p> <ul style="list-style-type: none"> 3 GENSHEIMER Uwe 6 LEMKE Finn 7 WIENCEK Patrick 9 REICHMANN Tobias 10 WIEDE Fabian 12 HEINEVETTER Silvio 13 PEKELER Hendrik 17 WEINHOLD Steffen 19 STROBEL Martin 23 FATH Steffen 25 HAFNER Kai 33 WOLFF Andreas 35 KUHN Julius 47 DISSINGER Christian 95 DRUX Paul

Player 15 GREBILLE Mathieu (FRA) has been replaced by player 6 NYOKAS Olivier (FRA)
 Player 47 DISSINGER Christian (GER) has been replaced by player 23 FATH Steffen (GER)



Team Roster
Composição da equipe / Composition de l'équipe

REVISED
7 AUG 14:13

As of SUN 7 AUG 2016

ARG - Argentina

No.	Name	Shirt Name	Pos.	L/R	Height m / ft in	Weight kg / lbs	Date of Birth	Age	Club	Int. Matches Played	Int. Goals Scored
1	SCHULZ Matias	SCHULZ	GK	R	1.90 / 6'3"	88 / 194	12 FEB 1982	34	Pfadi Winterthur, Winterthur (SUI)	172	
2	FERNANDEZ Federico	FERNANDEZ F.	LW	R	1.91 / 6'3"	88 / 194	17 OCT 1989	26	Unlu, Buenos Aires (ARG)	94	335
3	PIZARRO Federico	PIZARRO	RW	R	1.83 / 6'0"	84 / 185	7 SEP 1986	29	Unlu, Buenos Aires (ARG)	127	568
4	SIMONET Sebastian	SIMONET S.	CB	R	1.89 / 6'2"	93 / 205	12 MAY 1986	30	Ademar de Leon, Leon (ESP)	76	328
5	PORTELA Pablo	PORTELA P.	P	R	1.92 / 6'4"	92 / 203	21 JUN 1980	36	Ward, Buenos Aires (ARG)	127	62
8	SIMONET Pablo	SIMONET P.	LB	R	1.85 / 6'1"	90 / 198	4 MAY 1992	24	Benidorm, Alicante (ESP)	48	98
9	QUERIN Leonardo	QUERIN	RB	L	1.97 / 6'6"	105 / 231	17 APR 1982	34	Billere, Billere (FRA)	159	238
10	VIEYRA Federico	VIEYRA	RB	R	1.92 / 6'4"	90 / 198	21 JUL 1988	28	Ademar de Leon, Leon (ESP)	101	235
12	GARCIA Fernando	GARCIA	GK	R	1.90 / 6'3"	91 / 201	31 AUG 1981	34	Saint-Marcel Vernon, Vernon (FRA)	193	5
13	FERNANDEZ Juan Pablo	FERNANDEZ J.	CB	R	1.92 / 6'4"	86 / 190	30 SEP 1988	27	Unlu, Buenos Aires (ARG)	101	303
14	VIDAL Agustin	VIDAL	LB	R	1.94 / 6'4"	100 / 220	8 JUL 1987	29	Global Caja C. Encantada, Cuenca (ESP)	80	162
15	CAROU Gonzalo	CAROU	P	R	1.90 / 6'3"	100 / 220	15 AUG 1979	36	Ademar de Leon, Leon (ESP)	202	450
18	PORTELA Adrian	PORTELA A.	LW	R	1.85 / 6'1"	95 / 209	8 MAR 1986	30	River Plate, Buenos Aires (ARG)	37	112
25	VAISTEIN Pablo	VAINSTEIN	RW	L	1.84 / 6'0"	89 / 196	18 JUL 1989	27	Ward, Buenos Aires (ARG)	35	45
Team Average					1.90 / 6'3"	92 / 203		30.3		110.9	

Uniform Colours
Team 1st
Team 2nd
Team 3rd
Goalkeeper 1st
Goalkeeper 2nd
Goalkeeper 3rd

Shirt
Light Blue
Blue
White
Black
Red
Yellow

Shorts
Black
White
Blue
Black
Black
Black

Officials:

A	GALLARDO Eduardo	(Coach)
B	MILANO Guillermo	(Assistant Coach)
C	CAZON Guillermo	(Assistant Coach)
D	MARINO Carlos	(Physiotherapist)

Note:
Uniform numbers will be confirmed at the Technical Meeting and under exceptional circumstances could still be changed right up to the start of the competition.
The player's age has been calculated based on the day of update.
Number of international matches played, includes Olympic Games, Senior and Junior World Championships and Continental Championships (other tournaments and friendly matches not included).

Legend:

CB Centre Back	GK Goalkeeper	Int. International	L Left Handed	LB Left Back
LW Left Wing	No. Uniform Number	P Pivot	Pos. Position	R Right Handed
RB Right Back	RW Right Wing			

Changed shirt number of Vaistein



Team Roster
Composição da equipe / Composition de l'équipe
As of FRI 5 AUG 2016

BRA - Brazil

No.	Name	Shirt Name	Pos.	L/R	Height m / ft in	Weight kg / lbs	Date of Birth	Age	Club	Int. Matches Played	Int. Goals Scored
1	dos SANTOS Maik	MAIK SANTOS	GK	R	1.80 / 5'11"	88 / 194	6 SEP 1980	35	Handbal Clube Taubate, Taubate (BRA)	206	3
2	TEIXEIRA Henrique	TEIXEIRA	CB	R	1.92 / 6'4"	100 / 220	27 FEB 1989	27	BM Granollers, Granollers (ESP)	100	145
4	da SILVA Joao	JOAO	CB	R	1.90 / 6'3"	93 / 205	29 JAN 1994	22	Chambery Savoie, Chambery (FRA)	50	99
9	CANDIDO Lucas	CANDIDO	RW	L	1.85 / 6'1"	88 / 194	19 MAR 1989	27	BM Villa DE Aranda, Aranda de Duero (ESP)	55	107
10	de TOLEDO Jose Guilherme	TOLEDO	RB	L	1.93 / 6'4"	97 / 214	11 JAN 1994	22	Wisla Plock, Plock (POL)	53	119
13	HUBNER Diogo Kent	HUBNER	CB	R	1.83 / 6'0"	93 / 205	30 JAN 1983	33	Sao Caetano, Sao Paulo (BRA)	94	135
14	dos SANTOS Thiagus	PETRUS	LB	R	1.98 / 6'6"	104 / 229	25 JAN 1989	27	SC Pick Szeged, Szeged (HUN)	98	155
17	POZZER Alexandro	POZZER	P	R	1.92 / 6'4"	107 / 236	21 DEC 1988	27	Fertiberia Puerto Sagunto, Puerto Sagunto (ESP)	61	79
19	CHIUFFA Fabio	CHIUFFA	RW	L	1.85 / 6'1"	85 / 187	10 MAR 1989	27	BM Guadalajara, Guadalajara (ESP)	103	221
26	dos SANTOS GUIMARAES Oswaldo	GUIMARAES	RB	L	1.83 / 6'0"	90 / 198	23 OCT 1989	26	Handbal Clube Taubate, Taubate (BRA)	47	68
28	SANTOS Leonardo	SANTOS	LB/CB	R	1.94 / 6'4"	104 / 229	30 MAY 1994	22	Ademar de Leon, Leon (ESP)	21	38
33	SOARES Andre	SOARES	LW	R	1.94 / 6'4"	92 / 203	13 FEB 1984	32	Handbal Clube Taubate, Taubate (BRA)	51	85
37	LANGARO Haniel	LANGARO	LB	R	1.97 / 6'6"	104 / 229	7 MAR 1995	21	BM Logrono, Logrono (ESP)	21	41
89	ALMEIDA Cesar Augusto	ALMEIDA	GK	R	1.88 / 6'2"	98 / 216	6 JAN 1989	27	BM Granollers, Granollers (ESP)	59	
Team Average					1.90 / 6'3"	96 / 211		26.8		72.8	

Uniform Colours
Team 1st Yellow
Team 2nd Green
Team 3rd Blue
Goalkeeper 1st Blue
Goalkeeper 2nd Gray
Goalkeeper 3rd Purple

Shirt
Yellow
Green
Blue
Blue
Gray
Purple

Shorts
Green
Green
Blue
Blue
Blue
Blue

Officials:

A	RIBERA ROMANS Jordi (ESP)	(Coach)
B	SILVA Washington	(Assistant Coach)
C	TURISCO Luiz Antonio	(Team Official)
D	BARBOSA Gustavo	(Physiotherapist)
E	MARQUES Cassio	(Team Official)

Note:

Uniform numbers will be confirmed at the Technical Meeting and under exceptional circumstances could still be changed right up to the start of the competition.

The player's age has been calculated based on the day of update.

Number of international matches played, includes Olympic Games, Senior and Junior World Championships and Continental Championships (other tournaments and friendly matches not included).

Legend:

CB Centre Back	GK Goalkeeper	Int. International	L Left Handed	LB Left Back
LW Left Wing	No. Uniform Number	P Pivot	Pos. Position	R Right Handed
RB Right Back	RW Right Wing			



Team Roster
Composição da equipe / Composition de l'équipe
As of FRI 5 AUG 2016

CRO - Croatia

No.	Name	Shirt Name	Pos.	L/R	Height m / ft in	Weight kg / lbs	Date of Birth	Age	Club	Int. Matches Played	Int. Goals Scored
1	STEVANOVIC Ivan	STEVANOVIC	GK	R	1.93 / 6'4"	105 / 231	18 MAY 1982	34	HC PDP Zagreb, Zagreb (CRO)	28	
5	DUVNJAK Domagoj	DUVNJAK	CB/LB	R	1.98 / 6'6"	100 / 220	1 JUN 1988	28	THW Kiel, Kiel (GER)	165	541
7	STEPANCIC Luka	STEPANCIC	RW/RB	L	2.03 / 6'8"	98 / 216	20 NOV 1990	25	Paris Saint-Germain HB, Paris (FRA)	33	61
8	KOPLJAR Marko	KOPLJAR	RW/RB	L	2.10 / 6'11"	112 / 247	12 FEB 1986	30	HC Veszprem, Veszprem (HUN)	137	284
10	GOJUN Jakov	GOJUN	P/LB	R	2.03 / 6'8"	112 / 247	18 APR 1986	30	Füchse Berlin, Berlin (GER)	138	73
12	PESIC Ivan	PESIC	GK	R	1.94 / 6'4"	112 / 247	17 MAR 1989	27	HC Meshkov Brest, Brest (BLR)	24	
13	HORVAT Zlatko	HORVAT	RB/RW	L	1.79 / 5'10"	86 / 190	25 SEP 1984	31	HC PDP Zagreb, Zagreb (CRO)	128	375
18	KARACIC Igor	KARACIC	CB/LB	R	1.91 / 6'3"	91 / 201	2 NOV 1988	27	HC Vardar, Skopje (MKD)	39	90
26	STRLEK Manuel	STRLEK	LW/CB	R	1.82 / 6'0"	82 / 181	1 DEC 1988	27	KS Vive Tauron Kielce, Kielce (POL)	112	387
27	CUPIC Ivan	CUPIC	RB/RW	L	1.78 / 5'10"	78 / 172	27 MAR 1986	30	HC Vardar, Skopje (MKD)	125	471
30	MAMIC Marko	MAMIC	LB/RB	R	2.02 / 6'8"	109 / 240	6 MAR 1994	22	HC Dunkerque, Dunkerque (FRA)	17	16
32	SLISKOVIC Ivan	SLISKOVIC	LB/RB	R	1.97 / 6'6"	100 / 220	23 OCT 1991	24	HC Veszprem, Veszprem (HUN)	48	121
34	BROZOVIC Ilija	BROZOVIC	P	R	1.96 / 6'5"	109 / 240	26 MAY 1991	25	THW Kiel, Kiel (GER)	22	23
44	KOZINA Kresimir	KOZINA	P	R	1.97 / 6'6"	105 / 231	25 JUN 1990	26	Füchse Berlin, Berlin (GER)	10	4
Team Average					1.95 / 6'5"	100 / 220		27.6		73.3	

Uniform Colours
Team 1st
Team 2nd
Team 3rd
Goalkeeper 1st
Goalkeeper 2nd
Goalkeeper 3rd

Shirt
Red
White
Blue
Yellow
Black
Royal Blue

Shorts
Red
White
Blue
Black
Black
Black

Officials:

A	BABIC Zeljko	(Coach)
B	METLICIC Petar	(Assistant Coach)
C	MARAS Ivica	(Team Official)
D	KRUSELJ Goran	(Physiotherapist)

Note:

Uniform numbers will be confirmed at the Technical Meeting and under exceptional circumstances could still be changed right up to the start of the competition.

The player's age has been calculated based on the day of update.

Number of international matches played, includes Olympic Games, Senior and Junior World Championships and Continental Championships (other tournaments and friendly matches not included).

Legend:

CB	Centre Back	GK	Goalkeeper	Int.	International	L	Left Handed	LB	Left Back
LW	Left Wing	No.	Uniform Number	P	Pivot	Pos.	Position	R	Right Handed
RB	Right Back	RW	Right Wing						



Team Roster
Composição da equipe / Composition de l'équipe

REVISED
7 AUG 14:11

As of SUN 7 AUG 2016

DEN - Denmark

No.	Name	Shirt Name	Pos.	L/R	Height m / ft in	Weight kg / lbs	Date of Birth	Age	Club	Int. Matches Played	Int. Goals Scored
1	LANDIN JACOBSEN Niklas	LANDIN	GK	R	2.01 / 6'7"	102 / 225	19 DEC 1988	27	THW Kiel, Kiel (GER)	143	1
3	CHRISTIANSEN Mads	CHRISTIANSEN	RB	L	1.97 / 6'6"	93 / 205	3 MAY 1986	30	SC Magdeburg, Magdeburg (GER)	106	234
5	MENSAH LARSEN Mads	MENSAH	CB	R	1.88 / 6'2"	106 / 234	12 AUG 1991	24	Rhein-Neckar Löwen, Mannheim (GER)	67	157
6	MORTENSEN Casper	MORTENSEN	LW	R	1.90 / 6'3"	88 / 194	14 DEC 1989	26	TSV Hannover-Burgdorf, Hannover (GER)	73	209
15	NODDESBO Jesper	NODDESBO	P	R	1.99 / 6'6"	100 / 220	23 OCT 1980	35	FC Barcelona Lassa, Barcelona (ESP)	201	418
16	GREEN KREJBERG Jannick	GREEN	GK	R	1.95 / 6'5"	95 / 209	29 SEP 1988	27	SC Magdeburg, Magdeburg (GER)	71	1
17	SVAN Lasse	SVAN	RW	L	1.85 / 6'1"	85 / 187	31 AUG 1983	32	SG Flensburg-Handewitt, Flensburg (GER)	155	316
19	TOFT HANSEN Rene	R. TOFT	P	R	2.00 / 6'7"	105 / 231	1 NOV 1984	31	THW Kiel, Kiel (GER)	103	163
21	MOLLGAARD JENSEN Henrik	MOLLGAARD	LB	R	1.97 / 6'6"	102 / 225	2 JAN 1985	31	Paris Saint-Germain HB, Paris (FRA)	90	136
22	SONDERGAARD Kasper	SONDERGAARD	RB	L	1.95 / 6'5"	95 / 209	9 JUN 1981	35	Skjern Håndbold, Skjern (DEN)	162	361
23	TOFT HANSEN Henrik	H. TOFT	LB	R	2.00 / 6'7"	105 / 231	18 DEC 1986	29	SG Flensburg-Handewitt, Flensburg (GER)	77	144
24	HANSEN Mikkel	HANSEN	LB	R	1.96 / 6'5"	98 / 216	22 OCT 1987	28	Paris Saint-Germain HB, Paris (FRA)	151	696
25	OLSEN Morten	OLSEN	CB	R	1.84 / 6'0"	95 / 209	11 OCT 1984	31	TSV Hannover-Burgdorf, Hannover (GER)	32	90
27	DAMGAARD NIELSEN Michael	DAMGAARD	LB	R	1.92 / 6'4"	92 / 203	18 MAR 1990	26	SC Magdeburg, Magdeburg (GER)	30	78
Team Average					1.94 / 6'4"	97 / 214		29.4		104.4	

Uniform Colours	Shirt	Shorts
Team 1st	Red	White
Team 2nd	White	Red
Team 3rd	White	White
Goalkeeper 1st	Green	Black
Goalkeeper 2nd	Black	Black
Goalkeeper 3rd	Blue	Black

Officials:	A	GUDMUNDSSON Gudmundur (ISL)	(Coach)
	B	KRONBORG Henrik	(Assistant Coach)
	C	JOHANSEN Kai	(Team Official)
	D	POULSEN Peter	(Physiotherapist)

Note:
Uniform numbers will be confirmed at the Technical Meeting and under exceptional circumstances could still be changed right up to the start of the competition.
The player's age has been calculated based on the day of update.
Number of international matches played, includes Olympic Games, Senior and Junior World Championships and Continental Championships (other tournaments and friendly matches not included).

Legend:	GK Goalkeeper	Int. International	L Left Handed	LB Left Back
CB Centre Back	No. Uniform Number	P Pivot	Pos. Position	R Right Handed
LW Left Wing	RW Right Wing			
RB Right Back				

Changed shirt number of Sondergaard



Team Roster
Composição da equipe / Composition de l'équipe
As of FRI 5 AUG 2016

EGY - Egypt

No.	Name	Shirt Name	Pos.	L/R	Height m / ft in	Weight kg / lbs	Date of Birth	Age	Club	Int. Matches Played	Int. Goals Scored
3	ABOUEBAID Mamdouh Taha	M. TAHA	RB	L	1.89 / 6'2"	80 / 176	1 JAN 1988	28	Al Ahly, Cairo (EGY)	131	397
8	RAMADAN Mohamed Ibrahim	M. IBRAHIM	P	R	1.87 / 6'2"	89 / 196	7 MAR 1984	32	Al Ahly, Cairo (EGY)	305	912
9	EISSA Eslam	ESLAM	CB	R	1.85 / 6'1"	80 / 176	2 JUL 1988	28	Al Ahly, Cairo (EGY)	204	617
15	AMER Mohamed	M. AMER	RW	L	1.86 / 6'1"	72 / 159	12 DEC 1987	28	Al Ahly, Cairo (EGY)	150	498
19	ELBASSIOUNY Mohamed Hesham	M. HESHAM	CB	R	1.84 / 6'0"	75 / 165	10 MAY 1990	26	Sporting, Cairo (EGY)	110	360
20	HASHEM Mohamed Alaa	M. ALAA	CB	R	1.78 / 5'10"	75 / 165	23 JAN 1988	28	Aviation SC, Cairo (EGY)	210	712
24	ELMASRY Ibrahim	ELMASRY	P	R	1.91 / 6'3"	82 / 181	11 MAR 1989	27	Al Ahly, Cairo (EGY)	175	423
39	ELDERAA Yehia	YEHIA	LB	R	1.86 / 6'1"	82 / 181	17 JUL 1995	21	Helopolice, Cairo (EGY)	88	186
66	ELAHMAR Ahmed	EL. AHMAR	RB	L	1.81 / 5'11"	79 / 174	27 JAN 1984	32	Zamalek SC, Cairo (EGY)	397	1351
72	KHALIL Mahmoud	M. KHALIL	GK	R	1.92 / 6'4"	85 / 187	1 JUN 1991	25	Aviation SC, Cairo (EGY)	122	
88	HENDAWY Karim	KARIM	GK	R	1.88 / 6'2"	90 / 198	1 MAY 1988	28	Zamalek SC, Cairo (EGY)	256	
89	SHEBIB Mohamed Mamdouh	M. MAMDOUH	P	R	1.86 / 6'1"	85 / 187	1 APR 1989	27	Pays d'Aix, Aix en Provence (FRA)	120	653
90	MOHAMED Ali Zein	ALI ZEIN	LB	R	1.90 / 6'3"	83 / 183	14 DEC 1990	25	Pays d'Aix, Aix en Provence (FRA)	231	703
91	SANAD Mohammad	M. SANAD	RW	L	1.84 / 6'0"	78 / 172	16 JAN 1991	25	Komlo Hungary, Komlo (HUN)	120	234
Team Average					1.86 / 6'1"	81 / 179		27.1		187.1	

Uniform Colours
Team 1st
Team 2nd
Team 3rd
Goalkeeper 1st
Goalkeeper 2nd
Goalkeeper 3rd

Shirt
Red/Black
White/Black
Black/White
Light Blue
Orange
Grey

Shorts
Red
Black
Black
Black
Black
Black

Officials:

A	ELSHARBINY Omar	(Team Official)
B	RAGAB Marwan	(Coach)
C	BAKIR Mohamed	(Assistant Coach)
D	HASSAN Kareem	(Physiotherapist)
E	EMAM Mohamed	(Team Official)

Note:

Uniform numbers will be confirmed at the Technical Meeting and under exceptional circumstances could still be changed right up to the start of the competition.

The player's age has been calculated based on the day of update.

Number of international matches played, includes Olympic Games, Senior and Junior World Championships and Continental Championships (other tournaments and friendly matches not included).

Legend:

CB	Centre Back	GK	Goalkeeper	Int.	International	L	Left Handed	LB	Left Back
LW	Left Wing	No.	Uniform Number	P	Pivot	Pos.	Position	R	Right Handed
RB	Right Back	RW	Right Wing						



Team Roster
Composição da equipe / Composition de l'équipe
As of SAT 20 AUG 2016

REVISED
20 AUG 11:13

FRA - France

No.	Name	Shirt Name	Pos.	L/R	Height m / ft in	Weight kg / lbs	Date of Birth	Age	Club	Int. Matches Played	Int. Goals Scored
6	NYOKAS Olivier	O.G.NYOKAS	LB	R	1.89 / 6'2"	86 / 190	28 JUN 1986	30	HBC Nantes, Nantes (FRA)	14	30
8	NARCISSE Daniel	D. NARCISSE	CB	R	1.89 / 6'2"	93 / 205	16 DEC 1979	36	Paris Saint-Germain HB, Paris (FRA)	288	879
12	GERARD Vincent	V. GERARD	GK	R	1.89 / 6'2"	100 / 220	16 DEC 1986	29	Montpellier AHB, Montpellier (FRA)	33	
13	KARABATIC Nikola	N. KARABATIC	CB	R	1.94 / 6'4"	104 / 229	11 APR 1984	32	Paris Saint-Germain HB, Paris (FRA)	259	999
14	MAHE Kentin	K. MAHE	LW	R	1.86 / 6'1"	83 / 183	22 MAY 1991	25	SG Flensburg-Handewitt, Flensburg (GER)	49	122
16	OMEYER Thierry	T. OMEYER	GK	R	1.92 / 6'4"	93 / 205	2 NOV 1976	39	Paris Saint-Germain HB, Paris (FRA)	336	2
17	N'GUESSAN Timothy	T. N'GUESSAN	LB	R	1.86 / 6'1"	105 / 231	18 SEP 1992	23	FC Barcelona Lassa, Barcelona (ESP)	24	47
19	ABALO Luc	L. ABALO	RW	L	1.82 / 6'0"	86 / 190	6 SEP 1984	31	Paris Saint-Germain HB, Paris (FRA)	203	671
20	SORHAINDO Cedric	C. SORHAINDO	P	R	1.92 / 6'4"	110 / 243	7 JUN 1984	32	FC Barcelona Lassa, Barcelona (ESP)	158	327
21	GUIGOU Michael	M. GUIGOU	LW	R	1.79 / 5'10"	79 / 174	28 JAN 1982	34	Montpellier AHB, Montpellier (FRA)	225	792
22	KARABATIC Luka	L. KARABATIC	P	R	2.02 / 6'8"	108 / 238	19 APR 1988	28	Paris Saint-Germain HB, Paris (FRA)	50	57
23	FABREGAS Ludovic	L. FABREGAS	P	R	1.98 / 6'6"	100 / 220	1 JUL 1996	20	Montpellier AHB, Montpellier (FRA)	14	9
27	DIPANDA Adrien	A. DIPANDA	RB	L	2.02 / 6'8"	105 / 231	3 MAY 1988	28	Saint Raphael VHB, Saint Raphael (FRA)	10	12
28	PORTE Valentin	V. PORTE	RB	L	1.90 / 6'3"	92 / 203	7 SEP 1990	25	Montpellier AHB, Montpellier (FRA)	56	134
Team Average					1.91 / 6'3"	96 / 212		29.4		122.8	

Replaced

15	GREBILLE Mathieu	M. GREBILLE	LB	R	1.98 / 6'6"	100 / 220	6 OCT 1991	24	Montpellier AHB, Montpellier (FRA)	39	57
----	------------------	-------------	----	---	-------------	-----------	------------	----	------------------------------------	----	----

Uniform Colours

Team	Shirt	Shorts
Team 1st	Blue	Blue
Team 2nd	White	White
Team 3rd		
Goalkeeper 1st	Yellow	Black
Goalkeeper 2nd	Green	Black
Goalkeeper 3rd	Orange Light	Black

Officials:

A	ONESTA Claude	(Coach)
B	DINART Didier	(Assistant Coach)
C	SEBASTIEN Pierre	(Team Doctor)
D	MABIRE Jean-Christophe	(Physiotherapist)
E	MIQUEL Jacques	(Physiotherapist)

Note:

Uniform numbers will be confirmed at the Technical Meeting and under exceptional circumstances could still be changed right up to the start of the competition.

The player's age has been calculated based on the day of update.

Number of international matches played, includes Olympic Games, Senior and Junior World Championships and Continental Championships (other tournaments and friendly matches not included).

Legend:

CB	Centre Back	GK	Goalkeeper	Int.	International	L	Left Handed	LB	Left Back	LW	Left Wing
No.	Uniform Number	P	Pivot	Pos.	Position	R	Right Handed	RB	Right Back	RW	Right Wing

Player #6 NYOKAS Olivier replaces #15 GREBILLE Mathieu



Team Roster
Composição da equipe / Composition de l'équipe

REVISED
16 AUG 16:12

As of TUE 16 AUG 2016

GER - Germany

No.	Name	Shirt Name	Pos.	L/R	Height m / ft in	Weight kg / lbs	Date of Birth	Age	Club	Int. Matches Played	Int. Goals Scored
3	GENSHEIMER Uwe	GENSHEIMER	LW	R	1.88 / 6'2"	88 / 194	26 OCT 1986	29	Paris Saint-Germain HB, Paris (FRA)	118	507
6	LEMKE Finn	LEMKE	LB	R	2.10 / 6'11"	115 / 254	30 APR 1992	24	SC Magdeburg, Magdeburg (GER)	30	18
7	WIENCEK Patrick	WIENCEK	P	R	2.00 / 6'7"	110 / 243	22 MAR 1989	27	THW Kiel, Kiel (GER)	81	186
9	REICHMANN Tobias	REICHMANN	RW	L	1.88 / 6'2"	87 / 192	27 MAY 1988	28	KS Vive Tauron Kielce, Kielce (POL)	45	129
10	WIEDE Fabian	WIEDE	RW/RB	L	1.94 / 6'4"	94 / 207	8 FEB 1994	22	Füchse Berlin, Berlin (GER)	38	68
12	HEINEVETTER Silvio	HEINEVETTER	GK	R	1.94 / 6'4"	99 / 218	21 OCT 1984	31	Füchse Berlin, Berlin (GER)	137	1
13	PEKELER Hendrik	PEKELER	P	R	2.03 / 6'8"	103 / 227	2 JUL 1991	25	Rhein-Neckar Löwen, Mannheim (GER)	51	72
17	WEINHOLD Steffen	WEINHOLD	RB	L	1.91 / 6'3"	94 / 207	19 JUL 1986	30	THW Kiel, Kiel (GER)	86	233
19	STROBEL Martin	STROBEL	LW/CB	R	1.89 / 6'2"	90 / 198	5 JUN 1986	30	HBW Balingen-Weilstetten, Balingen (GER)	124	144
23	FATH Steffen	FÄTH	LB	R	1.99 / 6'6"	97 / 214	4 APR 1990	26	Füchse Berlin, Berlin (GER)	38	81
25	HÄFNER Kai	HÄFNER	RB/CB	L	1.92 / 6'4"	95 / 209	10 JUL 1989	27	TSV Hannover-Burgdorf, Hannover (GER)	28	52
33	WOLFF Andreas	WOLFF	GK	R	1.98 / 6'6"	110 / 243	3 MAR 1991	25	THW Kiel, Kiel (GER)	29	1
35	KUHN Julius	KÜHN	LB/CB	R	1.98 / 6'6"	110 / 243	1 APR 1993	23	VFL Gummersbach, Gummersbach (GER)	10	36
95	DRUX Paul	DRUX	CB/LB	R	1.92 / 6'4"	106 / 234	7 FEB 1995	21	Füchse Berlin, Berlin (GER)	29	59
Team Average					1.95 / 6'5"	100 / 220		26.3		60.3	

Replaced

24	GROETZKI Patrick	GROETZKI	RW	L	1.90 / 6'3"	83 / 183	4 JUL 1989	27	Rhein-Neckar Löwen, Mannheim (GER)	95	270
47	DISSINGER Christian	DISSINGER	LB/CB	R	2.03 / 6'8"	105 / 231	15 NOV 1991	24	THW Kiel, Kiel (GER)	12	37

Uniform Colours

	Shirt	Shorts
Team 1st	Black	Black
Team 2nd	White	White
Team 3rd	Blue	Blue
Goalkeeper 1st	Red	Black
Goalkeeper 2nd	Yellow	Black
Goalkeeper 3rd	Blue	Black

Officials:

A	SIGURDSSON Dagur (ISL)	(Coach)
B	KROMER Axel	(Assistant Coach)
C	STEUER Dr Kurt	(Team Doctor)
D	GRASCHUS Peter	(Physiotherapist)
E	HAASE Alexander	(Assistant Coach)
F	ROTH Reinhold	(Physiotherapist)

Note:

Uniform numbers will be confirmed at the Technical Meeting and under exceptional circumstances could still be changed right up to the start of the competition.

The player's age has been calculated based on the day of update.

Number of international matches played, includes Olympic Games, Senior and Junior World Championships and Continental Championships (other tournaments and friendly matches not included).

Legend:

CB	Centre Back	GK	Goalkeeper	Int.	International	L	Left Handed	LB	Left Back	LW	Left Wing
No.	Uniform Number	P	Pivot	Pos.	Position	R	Right Handed	RB	Right Back	RW	Right Wing

Player #17 WEINHOLD Steffen replaces #24 GROETZKI Patrick, Player #23 FATH Steffen replaces #47 DISSINGER Christian



Team Roster
Composição da equipe / Composition de l'équipe
As of SAT 13 AUG 2016

REVISED
13 AUG 10:52

POL - Poland

No.	Name	Shirt Name	Pos.	L/R	Height m / ft in	Weight kg / lbs	Date of Birth	Age	Club	Int. Matches Played	Int. Goals Scored
1	SZMAL Slawomir	SZMAL	GK	R	1.86 / 6'1"	96 / 212	2 OCT 1978	37	KS Vive Tauron Kielce, Kielce (POL)	279	2
3	LJEWski Krzysztof	LJEWski	RB	L	1.99 / 6'6"	99 / 218	7 JUL 1983	33	KS Vive Tauron Kielce, Kielce (POL)	173	409
5	JACHLEWSKI Mateusz	JACHLEWSKI	LW	R	1.84 / 6'0"	88 / 194	27 DEC 1984	31	KS Vive Tauron Kielce, Kielce (POL)	108	236
6	KRAJEWSKI Przemyslaw	KRAJEWSKI	CB	R	1.84 / 6'0"	87 / 192	20 JAN 1987	29	Azoty Pulawy, Pulawy (POL)	69	132
8	BIELECKI Karol	BIELECKI	LB	R	2.02 / 6'8"	106 / 234	23 JAN 1982	34	KS Vive Tauron Kielce, Kielce (POL)	244	891
11	WISNIEWSKI Adam	WISNIEWSKI	LW	R	1.93 / 6'4"	93 / 205	24 OCT 1980	35	Orlen Wisla Plock, Plock (POL)	146	189
13	JURECKI Bartosz	B.JURECKI	P	R	1.92 / 6'4"	107 / 236	31 JAN 1979	37	Chrobry Glogow, Glogow (POL)	227	723
15	JURECKI Michal	M.JURECKI	LB	R	1.98 / 6'6"	111 / 245	27 OCT 1984	31	KS Vive Tauron Kielce, Kielce (POL)	189	528
16	WYSZOMIRSKI Piotr	WYSZOMIRSKI	GK	R	1.95 / 6'5"	95 / 209	6 JAN 1988	28	TBV Lemgo, Lemgo (GER)	104	
20	JURKIEWICZ Mariusz	JURKIEWICZ	LB	R	1.99 / 6'6"	103 / 227	3 FEB 1982	34	KS Vive Tauron Kielce, Kielce (POL)	150	257
23	SYPRZAK Kamil	SYPRZAK	P	R	2.07 / 6'9"	118 / 260	23 JUL 1991	25	FC Barcelona Lassa, Barcelona (ESP)	87	164
26	DASZEK Michal	DASZEK	RW	L	1.82 / 6'0"	88 / 194	27 JUN 1992	24	Orlen Wisla Plock, Plock (POL)	56	110
35	KUS Mateusz	KUS	P	R	2.00 / 6'7"	112 / 247	14 JUL 1987	29	KS Vive Tauron Kielce, Kielce (POL)	5	4
45	SZYBA Michal	SZYBA	RB	L	1.96 / 6'5"	97 / 214	18 MAR 1988	28	Kadetten Schaffhausen, Schaffhausen (SUI)	57	82
Team Average					1.94 / 6'4"	100 / 220		31.1		135.3	

Replaced

38	GIERAK Lukasz	GIERAK	CB	R	1.94 / 6'4"	104 / 229	22 JUN 1988	28	TUS N-Lubbecke, Lubbecke (GER)	6	6
----	---------------	--------	----	---	-------------	-----------	-------------	----	--------------------------------	---	---

Uniform Colours

	Shirt	Shorts
Team 1st	White	White
Team 2nd	Red	Red
Team 3rd	Blue	Blue
Goalkeeper 1st	Dark Green	Black
Goalkeeper 2nd	Blue	Black
Goalkeeper 3rd	Yellow	Black

Officials:

A	LIS Robert	(Assistant Coach)
B	DUJSHEBAEV Talant (ESP)	(Coach)
C	OWCZARSKI Tomasz	(Team Doctor)
D	BUCZAK Jerzy	(Physiotherapist)
E	BIELECKI Aleksander	(Physiotherapist)

Note:

Uniform numbers will be confirmed at the Technical Meeting and under exceptional circumstances could still be changed right up to the start of the competition.

The player's age has been calculated based on the day of update.

Number of international matches played, includes Olympic Games, Senior and Junior World Championships and Continental Championships (other tournaments and friendly matches not included).

Legend:

CB	Centre Back	GK	Goalkeeper	Int.	International	L	Left Handed	LB	Left Back
LW	Left Wing	No.	Uniform Number	P	Pivot	Pos.	Position	R	Right Handed
RB	Right Back	RW	Right Wing						

Player #20 JURKIEWICZ Mariusz replaces #38 GIERAK Lukasz



Team Roster
Composição da equipe / Composition de l'équipe
As of SUN 14 AUG 2016

REVISED
14 AUG 19:41

QAT - Qatar

No.	Name	Shirt Name	Pos.	L/R	Height m / ft in	Weight kg / lbs	Date of Birth	Age	Club	Int. Matches Played	Int. Goals Scored
1	MARKOVIC Zarko	Z.MARKOVIC	RB	L	1.96 / 6'5"	94 / 207	1 JUN 1986	30	El Jaish SC, Doha (QAT)	22	152
4	MABROUK Hassan	H.MABROUK	P/CB	R	1.90 / 6'3"	100 / 220	29 JUL 1982	34	El Jaish SC, Doha (QAT)	30	64
5	BAGARIC Marko	M.BAGARIC	LB/RB	R	2.01 / 6'7"	100 / 220	31 DEC 1985	30	Alrayyan, Doha (QAT)	13	25
6	ALSALTIALKRAD Mustafa	ALSALTIALKRAD	RB	L	1.86 / 6'1"	90 / 198	16 MAR 1987	29	Al Sadd, Doha (QAT)	12	22
7	ROINE Bertrand	B.ROINE	LB/RB	R	1.98 / 6'6"	99 / 218	17 FEB 1981	35	Lakhwiya, Doha (QAT)	40	70
9	CAPOTE Rafael	R.CAPOTE	LB/CB	R	1.98 / 6'6"	106 / 234	5 OCT 1987	28	El Jaish SC, Doha (QAT)	34	131
11	MURAD Abdulrazzaq	A.MURAD	LW	R	1.86 / 6'1"	77 / 170	29 JUN 1990	26	Algharafa, Doha (QAT)	72	169
12	SARIC Danijel	D.SARIC	GK	R	1.95 / 6'5"	92 / 203	27 JUN 1977	39	Alqayada, Doha (QAT)	22	
13	MEMISEVIC Eldar	E.MEMISEVIC	RW	L	1.78 / 5'10"	77 / 170	21 JUN 1992	24	El Jaish SC, Doha (QAT)	100	196
14	ALRAYES Bassel	B.ALRAYES	P	R	1.80 / 5'11"	95 / 209	4 MAR 1979	37	Alrayyan, Doha (QAT)	39	146
15	MEGDICH Nasreddine	N.MEGDICH	RW	L	1.79 / 5'10"	80 / 176	29 AUG 1991	24	Alrayyan, Doha (QAT)	16	27
16	STOJANOVIC Goran	G.STOJANOVIC	GK	R	1.91 / 6'3"	90 / 198	24 FEB 1977	39	El Jaish SC, Doha (QAT)	37	
19	FERNANDEZ Borja	B.FERNANDEZ	P	R	2.06 / 6'9"	110 / 243	25 DEC 1981	34	Alqayada, Doha (QAT)	34	79
25	MALLASH Kamal Aldin	K.MALLASH	LW/CB	R	1.80 / 5'11"	80 / 176	1 JAN 1992	24	El Jaish SC, Doha (QAT)	62	109
Team Average					1.90 / 6'3"	92 / 203		30.9		38.1	

Replaced

94	ZAKKAR Ameen	A.ZAKKAR	P/LB	R	1.95 / 6'5"	100 / 220	15 JUN 1994	22	Alrayyan, Doha (QAT)	35	62
----	--------------	----------	------	---	-------------	-----------	-------------	----	----------------------	----	----

Uniform Colours

	Shirt	Shorts
Team 1st	White	White
Team 2nd	Maroon	Maroon
Team 3rd	Gray	Gray
Goalkeeper 1st	Green	Black
Goalkeeper 2nd	Yellow	Black
Goalkeeper 3rd	Red	Black

Officials:

A	ALHAIL Yousuf	(Team Official)
B	RIVERA Valero	(Coach)
C	ARCAS Ricardo	(Assistant Coach)
D	GUTIERREZ Jose Antonio (ESP)	(Team Doctor)

Note:

Uniform numbers will be confirmed at the Technical Meeting and under exceptional circumstances could still be changed right up to the start of the competition.

The player's age has been calculated based on the day of update.

Number of international matches played, includes Olympic Games, Senior and Junior World Championships and Continental Championships (other tournaments and friendly matches not included).

Legend:

CB	Centre Back	GK	Goalkeeper	Int.	International	L	Left Handed	LB	Left Back	LW	Left Wing
No.	Uniform Number	P	Pivot	Pos.	Position	R	Right Handed	RB	Right Back	RW	Right Wing

Player #6 ALSALTIALKRAD Mustafa replaces #94 ZAKKAR Ameen



Team Roster
Composição da equipe / Composition de l'équipe
As of MON 15 AUG 2016

REVISED
15 AUG 17:16

SLO - Slovenia

No.	Name	Shirt Name	Pos.	L/R	Height m / ft in	Weight kg / lbs	Date of Birth	Age	Club	Int. Matches Played	Int. Goals Scored
3	BLAGOTINSEK Blaz	BLAGOTINSEK	P	R	2.02 / 6'8"	108 / 238	17 JAN 1994	22	RK Celje Pivovarna Lasko, Celje (SLO)	25	24
7	KAVTICNIK Vid	KAVTINCNIK	RB	L	1.91 / 6'3"	90 / 198	24 MAY 1984	32	Montpellier AHB, Montpellier (FRA)	158	444
8	JANC Blaz	JANC	RW	L	1.86 / 6'1"	88 / 194	20 NOV 1996	19	RK Celje Pivovarna Lasko, Celje (SLO)	2	9
11	DOLENEC Jure	DOLENEC	RB	L	1.90 / 6'3"	93 / 205	6 DEC 1988	27	Montpellier AHB, Montpellier (FRA)	95	349
12	SKOF Gorazd	SKOF	GK	R	1.88 / 6'2"	90 / 198	11 JUL 1977	39	HBC Nantes, Nantes (FRA)	179	
13	CINGESAR Darko	CINGESAR	LW	R	1.87 / 6'2"	93 / 205	25 JUL 1990	26	RK Maribor Branik, Maribor (SLO)	24	32
15	POTEKO Vid	POTEKO	P	R	1.94 / 6'4"	103 / 227	5 APR 1991	25	RK Celje Pivovarna Lasko, Celje (SLO)	22	11
18	MIKLAVCIC David	MIKLAVCIC	RB	L	1.96 / 6'5"	100 / 220	29 JAN 1983	33	Tremblay, Tremblay-en-France (FRA)	90	137
22	GABER Matej	GABER	P	R	1.97 / 6'6"	114 / 251	22 JUL 1991	25	Montpellier AHB, Montpellier (FRA)	84	91
23	ZORMAN Uros	ZORMAN	CB	R	1.90 / 6'3"	98 / 216	9 JAN 1980	36	KS Vive Tauron Kielce, Kielce (POL)	216	503
25	BEZJAK Marko	BEZJAK	LB	R	1.84 / 6'0"	87 / 192	26 JUN 1986	30	SC Magdeburg, Magdeburg (GER)	81	117
31	RAZGOR Simon	RAZGOR	LW	R	1.83 / 6'0"	82 / 181	18 SEP 1985	30	HC Meshkov Brest, Brest (BLR)	36	93
32	ZARABEC Miha	ZARABEC	CB	R	1.77 / 5'10"	77 / 170	12 OCT 1991	24	RK Celje Pivovarna Lasko, Celje (SLO)	12	21
90	LESJAK Urban	LESJAK	GK	R	1.87 / 6'2"	103 / 227	24 AUG 1990	25	RK Celje Pivovarna Lasko, Celje (SLO)	20	
Team Average					1.89 / 6'3"	95 / 209		28.1		74.6	

Replaced

1	SKOK Matevz	SKOK	GK	R	1.88 / 6'2"	95 / 209	2 SEP 1986	29	TUS N-Lubbecke, Lubbecke (GER)	55	
5	HENIGMAN Nik	HENIGMAN	LB	R	1.99 / 6'6"	95 / 209	4 DEC 1995	20	RD Rbnica Hise, Rbnica (SLO)	2	3
44	BOMBAC Dean	BOMBAC	CB	R	1.89 / 6'2"	94 / 207	4 APR 1989	27	SC Pick Szeged, Szeged (HUN)	60	100

Uniform Colours

	Shirt	Shorts
Team 1st	Blue	Blue
Team 2nd	White	Green
Team 3rd		
Goalkeeper 1st	Yellow	Black
Goalkeeper 2nd	Black	Black
Goalkeeper 3rd	Blue	Black

Officials:

A	MOHORIC Uros	(Team Official)
B	VUJOVIC Veselin (SRB)	(Coach)
C	SERBEC Uros	(Assistant Coach)
D	RANT ROOS Zan	(Team Official)
E	BREZOVNIK Slavko	(Team Official)



Team Roster
Composição da equipe / Composition de l'équipe
As of MON 15 AUG 2016

REVISED
15 AUG 17:16

Note:

Uniform numbers will be confirmed at the Technical Meeting and under exceptional circumstances could still be changed right up to the start of the competition.

The player's age has been calculated based on the day of update.

Number of international matches played, includes Olympic Games, Senior and Junior World Championships and Continental Championships (other tournaments and friendly matches not included).

Legend:

CB	Centre Back	GK	Goalkeeper	Int.	International	L	Left Handed	LB	Left Back	LW	Left Wing
No.	Uniform Number	P	Pivot	Pos.	Position	R	Right Handed	RB	Right Back	RW	Right Wing

Player #32 ZARABEC Miha replaces #5 HENIGMAN Nik, Player #90 LESJAK Urban replaces #1 SKOK Matevz, Player #18 MIKLAVCIC David replaces #44 BOMBAC Dean



Team Roster
Composição da equipe / Composition de l'équipe

REVISED
14 AUG 22:15

As of SUN 14 AUG 2016

SWE - Sweden

No.	Name	Shirt Name	Pos.	L/R	Height m / ft in	Weight kg / lbs	Date of Birth	Age	Club	Int. Matches Played	Int. Goals Scored
1	ANDERSSON Mattias	ANDERSSON	GK	R	1.86 / 6'1"	95 / 209	29 MAR 1978	38	SG Flensburg-Handewitt, Flensburg (GER)	141	
3	GOTTFRIDSSON Jim	GOTTFRIDSSON	CB	R	1.91 / 6'3"	93 / 205	2 SEP 1992	23	SG Flensburg-Handewitt, Flensburg (GER)	25	84
5	ANDERSSON Kim	ANDERSSON	RB	L	2.00 / 6'7"	105 / 231	21 AUG 1982	33	Ystad IF, Ystad (SWE)	222	787
9	TOLLBRING Jerry	TOLLBRING	LW	R	1.82 / 6'0"	82 / 181	13 SEP 1995	20	IFK Kristianstad, Kristianstad (SWE)	3	2
11	NILSSON Lukas	NILSSON	LB	R	1.94 / 6'4"	97 / 214	16 NOV 1996	19	THW Kiel, Kiel (GER)	18	53
13	STENBACKEN Jonathan	STENBÄCKEN	LB	R	1.95 / 6'5"	93 / 205	7 JAN 1988	28	TBV Lemgo, Lemgo (GER)	40	49
18	KARLSSON Tobias	KARLSSON	P	R	1.96 / 6'5"	104 / 229	4 JUN 1981	35	SG Flensburg-Handewitt, Flensburg (GER)	173	81
20	APPELGREN Mikael	APPELGREN	GK	R	1.91 / 6'3"	103 / 227	6 SEP 1989	26	Rhein-Neckar Löwen, Mannheim (GER)	37	
23	LAGERGREN Albin	LAGERGREN	RB	L	1.86 / 6'1"	94 / 207	11 SEP 1992	23	IFK Kristianstad, Kristianstad (SWE)	2	4
24	PETERSEN Fredrik	PETERSEN	LW	R	1.88 / 6'2"	80 / 176	27 AUG 1983	32	HK Malmö, Malmö (SWE)	150	416
28	STENMALM Philip	STENMALM	LB	R	2.00 / 6'7"	103 / 227	3 MAR 1992	24	KIF Kolding, Kolding (DEN)	11	20
32	ZACHRISSON Mattias	ZACHRISSON	RW	L	1.78 / 5'10"	89 / 196	22 AUG 1990	25	Füchse Berlin, Berlin (GER)	76	128
35	NILSSON Andreas	NILSSON	P	R	1.97 / 6'6"	114 / 251	12 APR 1990	26	KC Veszprem, Veszprem (HUN)	97	224
36	NIELSEN Jesper	NIELSEN	P	R	2.00 / 6'7"	110 / 243	30 SEP 1989	26	Paris Saint-Germain HB, Paris (FRA)	66	80
Team Average					1.92 / 6'3"	97 / 214		27.0		75.8	

Replaced

19	JAKOBSSON Johan	JAKOBSSON	RB	L	1.95 / 6'5"	98 / 216	12 FEB 1987	29	SG Flensburg-Handewitt, Flensburg (GER)	105	219
----	-----------------	-----------	----	---	-------------	----------	-------------	----	---	-----	-----

Uniform Colours

	Shirt	Shorts
Team 1st	Yellow	Yellow
Team 2nd	Blue	Blue
Team 3rd	Grey/Black	Black
Goalkeeper 1st	Grey	Blue
Goalkeeper 2nd	Red	Black
Goalkeeper 3rd	Black	Black

Officials:

A	LINDGREN Ola	(Assistant Coach)
B	OLSSON Staffan	(Coach)
C	SIGURDSSON Ulf	(Team Doctor)
D	DAHLBERG Inge	(Physiotherapist)
E	LINDGREN Jesper	(Physiotherapist)
F	NILSSON Bo	(Assistant Coach)

Note:

Uniform numbers will be confirmed at the Technical Meeting and under exceptional circumstances could still be changed right up to the start of the competition.

The player's age has been calculated based on the day of update.

Number of international matches played, includes Olympic Games, Senior and Junior World Championships and Continental Championships (other tournaments and friendly matches not included).

Legend:

CB	Centre Back	GK	Goalkeeper	Int.	International	L	Left Handed	LB	Left Back	LW	Left Wing
No.	Uniform Number	P	Pivot	Pos.	Position	R	Right Handed	RB	Right Back	RW	Right Wing

Player #23 LAGERGREN Albin replaces #19 JAKOBSSON Johan



Team Roster
Composição da equipe / Composition de l'équipe
As of FRI 12 AUG 2016

REVISED
12 AUG 13:59

TUN - Tunisia

No.	Name	Shirt Name	Pos.	L/R	Height m / ft in	Weight kg / lbs	Date of Birth	Age	Club	Int. Matches Played	Int. Goals Scored
1	MISSAOUI Makrem	MISSAOUI	GK	R	1.88 / 6'2"	98 / 216	14 FEB 1981	35	Club Africain, Tunis (TUN)	148	
4	TOUMI Aymen	TOUMI	RW	L	1.83 / 6'0"	77 / 170	11 JUL 1990	26	Montpellier AHB, Montpellier (FRA)	83	139
6	TEJ Issam	TEJ	P	R	1.87 / 6'2"	110 / 243	29 JUL 1979	37	Al Jaysh Club Qatar, Doha (QAT)	307	798
8	MAAREF Mohamed Jilani	MAAREF	LB	R	1.92 / 6'4"	100 / 220	27 OCT 1991	24	Club Africain, Tunis (TUN)	22	22
9	BANNOUR Amine	BANNOUR	RB	L	1.96 / 6'5"	102 / 225	21 FEB 1990	26	Club Africain, Tunis (TUN)	98	295
12	MAGGAIZ Marouen	MAGGAIZ	GK	R	1.92 / 6'4"	110 / 243	28 JUL 1983	33	Esperance Sportive de Tun, Tunis (TUN)	166	3
13	BHAR Mohamed Ali	BHAR	RW	L	1.80 / 5'11"	82 / 181	17 SEP 1989	26	ES Tunis, Tunis (TUN)	50	143
15	HAJ YOUSSEF Khaled	HAJ YOUSSEF	LB	R	1.89 / 6'2"	92 / 203	12 JAN 1989	27	Club Africain, Tunis (TUN)	31	28
21	BOUGHANMI Oussama	BOUGHANMI	LW	R	1.85 / 6'1"	87 / 192	5 FEB 1990	26	Esperance Sportive de Tun, Tunis (TUN)	98	415
22	SAIED Sobhi	SAIED	P	R	1.86 / 6'1"	86 / 190	26 SEP 1982	33	Etoile Sportive du Sahel, Sousse (TUN)	143	315
23	HOSNI Oussama	HOSNI	RW	L	1.92 / 6'4"	88 / 194	17 SEP 1992	23	Club Africain, Tunis (TUN)	44	54
27	HAMMED Aymen	HAMMED	RB/RW	L	1.96 / 6'5"	100 / 220	26 JUL 1983	33	Esperance Sportive de Tun, Tunis (TUN)	114	380
31	CHOUIREF Marouan	CHOUIREF	RB	R	1.95 / 6'5"	109 / 240	27 MAY 1990	26	Esperance Sportive de Tun, Tunis (TUN)	89	102
39	SOUSSI Mohamed	SOUSSI	CB/LB	R	1.94 / 6'4"	98 / 216	17 JAN 1993	23	Club Africain, Tunis (TUN)	44	48
Team Average					1.90 / 6'3"	96 / 211		28.4		102.6	

Replaced

42	JALLOUZ Wael	JALLOUZ	LB	R	1.97 / 6'6"	105 / 231	3 MAY 1991	25	FC Barcelona Lassa, Barcelona (ESP)	100	243
----	--------------	---------	----	---	-------------	-----------	------------	----	-------------------------------------	-----	-----

Uniform Colours

	Shirt	Shorts
Team 1st	Red	Red
Team 2nd	White	White
Team 3rd	Black	Black
Goalkeeper 1st	Blue	Black
Goalkeeper 2nd	Yellow	Black
Goalkeeper 3rd	Black	Black

Officials:

A	MANAI Ridha	(Team Official)
B	ZOUABI Hafedh	(Coach)
C	SGHIRI Mohamed Ali	(Assistant Coach)
D	HAMMAMI Naim	(Physiotherapist)

Note:

Uniform numbers will be confirmed at the Technical Meeting and under exceptional circumstances could still be changed right up to the start of the competition.

The player's age has been calculated based on the day of update.

Number of international matches played, includes Olympic Games, Senior and Junior World Championships and Continental Championships (other tournaments and friendly matches not included).

Legend:

CB	Centre Back	GK	Goalkeeper	Int.	International	L	Left Handed	LB	Left Back
LW	Left Wing	No.	Uniform Number	P	Pivot	Pos.	Position	R	Right Handed
RB	Right Back	RW	Right Wing						

Player #13 BHAR Mohamed Ali replaces #42 JALLOUZ Wael



Tournament Summary

Resumo do torneio / Résumé du tournoi

As of SUN 21 AUG 2016 at 15:30

Preliminary Round

Group A

Rank	Team	Pts	MP	W	T	L	GF	GA	Diff.
1	CRO	8	5	4	0	1	147	134	13
2	FRA	8	5	4	0	1	152	126	26
3	DEN	6	5	3	0	2	136	127	9
4	QAT	5	5	2	1	2	122	127	-5
5	ARG	2	5	1	0	4	110	126	-16
6	TUN	1	5	0	1	4	118	145	-27

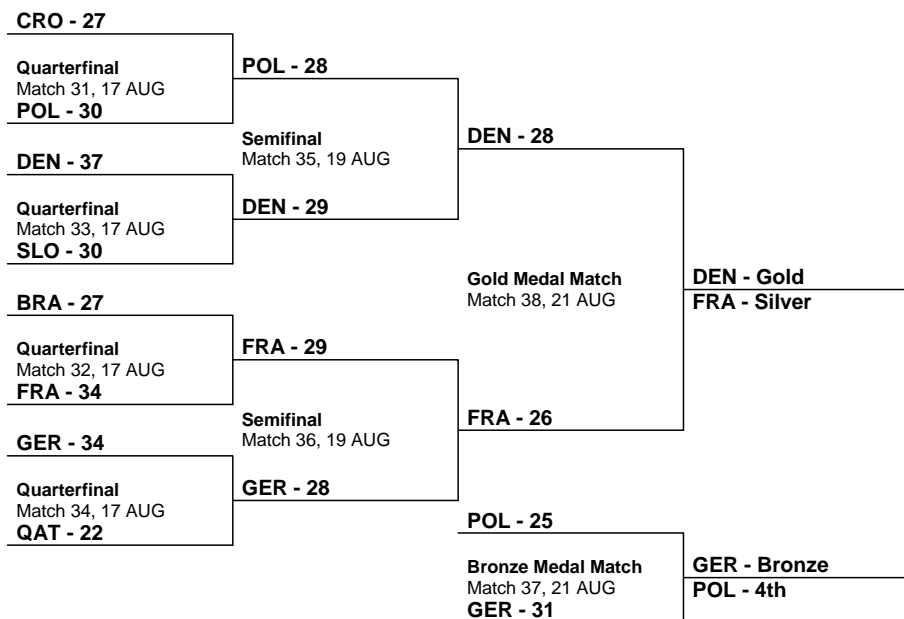
Team	CRO	FRA	DEN	QAT	ARG	TUN
CRO		29 - 28	27 - 24	23 - 30	27 - 26	41 - 26
FRA	28 - 29		33 - 30	35 - 20	31 - 24	25 - 23
DEN	24 - 27	30 - 33		26 - 25	25 - 19	31 - 23
QAT	30 - 23	20 - 35	25 - 26		22 - 18	25 - 25
ARG	26 - 27	24 - 31	19 - 25	18 - 22		23 - 21
TUN	26 - 41	23 - 25	23 - 31	25 - 25	21 - 23	

Group B

Rank	Team	Pts	MP	W	T	L	GF	GA	Diff.
1	GER	8	5	4	0	1	153	141	12
2	SLO	8	5	4	0	1	137	126	11
3	BRA	5	5	2	1	2	141	150	-9
4	POL	4	5	2	0	3	139	140	-1
5	EGY	3	5	1	1	3	129	143	-14
6	SWE	2	5	1	0	4	132	131	1

Team	GER	SLO	BRA	POL	EGY	SWE
GER		28 - 25	30 - 33	32 - 29	31 - 25	32 - 29
SLO	25 - 28		31 - 28	25 - 20	27 - 26	29 - 24
BRA	33 - 30	28 - 31		34 - 32	27 - 27	19 - 30
POL	29 - 32	20 - 25	32 - 34		33 - 25	25 - 24
EGY	25 - 31	26 - 27	27 - 27	25 - 33		26 - 25
SWE	29 - 32	24 - 29	30 - 19	24 - 25	25 - 26	

Final Round



Final Standings

Medal	Rank	Team
Gold	1	DEN - Denmark
Silver	2	FRA - France
Bronze	3	GER - Germany
	4	POL - Poland
	5	CRO - Croatia
	6	SLO - Slovenia
	7	BRA - Brazil
	8	QAT - Qatar
	9	EGY - Egypt
	10	ARG - Argentina
	11	SWE - Sweden
	12	TUN - Tunisia



Tournament Summary
Resumo do torneio / Résumé du tournoi

As of SUN 21 AUG 2016 at 15:30

Match Results

Date	Start Time	Teams	Phase	Match No.	Result	Half-time	2nd Half	1st Extra time	2nd Extra time	7m shoot-out
SUN 7 AUG	9:30	CRO - QAT	Preliminary Group A	1	23 - 30	8 - 15	15 - 15			
	11:30	SWE - GER	Preliminary Group B	2	29 - 32	15 - 18	14 - 14			
	14:40	DEN - ARG	Preliminary Group A	3	25 - 19	10 - 10	15 - 9			
	16:40	POL - BRA	Preliminary Group B	4	32 - 34	13 - 16	19 - 18			
	19:50	FRA - TUN	Preliminary Group A	5	25 - 23	16 - 11	9 - 12			
	21:50	SLO - EGY	Preliminary Group B	6	27 - 26	15 - 15	12 - 11			
TUE 9 AUG	9:30	QAT - FRA	Preliminary Group A	7	20 - 35	13 - 16	7 - 19			
	11:30	GER - POL	Preliminary Group B	8	32 - 29	16 - 14	16 - 15			
	14:40	TUN - DEN	Preliminary Group A	9	23 - 31	10 - 17	13 - 14			
	16:40	BRA - SLO	Preliminary Group B	10	28 - 31	13 - 16	15 - 15			
	19:50	EGY - SWE	Preliminary Group B	11	26 - 25	12 - 13	14 - 12			
	21:50	ARG - CRO	Preliminary Group A	12	26 - 27	15 - 14	11 - 13			
THU 11 AUG	9:30	TUN - QAT	Preliminary Group A	13	25 - 25	12 - 11	13 - 14			
	11:30	POL - EGY	Preliminary Group B	14	33 - 25	16 - 10	17 - 15			
	14:40	DEN - CRO	Preliminary Group A	15	24 - 27	12 - 15	12 - 12			
	16:40	BRA - GER	Preliminary Group B	16	33 - 30	17 - 16	16 - 14			
	19:50	SLO - SWE	Preliminary Group B	17	29 - 24	14 - 13	15 - 11			
	21:50	FRA - ARG	Preliminary Group A	18	31 - 24	17 - 12	14 - 12			
SAT 13 AUG	9:30	SLO - GER	Preliminary Group B	19	25 - 28	12 - 11	13 - 17			
	11:30	CRO - FRA	Preliminary Group A	20	29 - 28	14 - 12	15 - 16			
	14:40	DEN - QAT	Preliminary Group A	21	26 - 25	14 - 14	12 - 11			
	16:40	EGY - BRA	Preliminary Group B	22	27 - 27	15 - 13	12 - 14			
	19:50	SWE - POL	Preliminary Group B	23	24 - 25	13 - 12	11 - 13			
	21:50	ARG - TUN	Preliminary Group A	24	23 - 21	14 - 10	9 - 11			
MON 15 AUG	9:30	POL - SLO	Preliminary Group B	25	20 - 25	13 - 13	7 - 12			
	11:30	GER - EGY	Preliminary Group B	26	31 - 25	15 - 12	16 - 13			
	14:40	FRA - DEN	Preliminary Group A	27	33 - 30	17 - 16	16 - 14			
	16:40	SWE - BRA	Preliminary Group B	28	30 - 19	16 - 10	14 - 9			
	19:50	CRO - TUN	Preliminary Group A	29	41 - 26	25 - 10	16 - 16			
	21:50	QAT - ARG	Preliminary Group A	30	22 - 18	12 - 9	10 - 9			
WED 17 AUG	10:00	BRA - FRA	Quarterfinal	32	27 - 34	16 - 16	11 - 18			
	13:30	GER - QAT	Quarterfinal	34	34 - 22	16 - 12	18 - 10			
	17:00	DEN - SLO	Quarterfinal	33	37 - 30	16 - 13	21 - 17			
	20:30	CRO - POL	Quarterfinal	31	27 - 30	14 - 18	13 - 12			
FRI 19 AUG	15:30	FRA - GER	Semifinal	36	29 - 28	16 - 13	13 - 15			
	20:30	POL - DEN	Semifinal	35	28 - 29	15 - 16	10 - 9	3 - 4		
SUN 21 AUG	10:30	POL - GER	Bronze Medal Match	37	25 - 31	13 - 17	12 - 14			
	14:00	DEN - FRA	Gold Medal Match	38	28 - 26	16 - 14	12 - 12			

Legend:			
Diff. Goal Difference	GA Goals Against	GF Goals For	
L Lost	MP Matches Played	No. Number	
Pts Points	T Tied	W Won	
xA x (x=1-4) ranked team from group A	xB x (x=1-4) ranked team from group B		



Match Report

Relatório da partida / Rapport du match

Team A										Team B																						
A					CRO - Croatia					B					QAT - Qatar																	
played in					in the hall					on					at					Spectators		Match Number										
Rio de Janeiro					Future Arena					SUN 7 AUG 2016					09:30					4,880		1										
Half-time (30')		A		B		End of playing time			A		B		1st extra time			A		B		2nd extra time			A		B		After penalty throws		A		B	
		8		15					23		30																					
Number of 7m		A		Team time-out			Full name of players and officials										Team time-out			B		Number of 7m										
		2/6		1	19:51	2	33:09	3											1	29:53	2	3	4/4									
No.	Team A					G	YC	2'	RC	BC	No.	Team B					G	YC	2'	RC	BC											
1	STEVANOVIC Ivan										1	MARKOVIC Zarko					10															
5	DUVNJAK Domagoj					2		1			4	MABROUK Hassan					1		1													
7	STEPANCIC Luka					4					5	BAGARIC Marko					1															
8	KOPLJAR Marko					1		2			7	ROINE Bertrand					2		2													
10	GOJUN Jakov							1			9	CAPOTE Rafael					6		2													
12	PESIC Ivan										11	MURAD Abdulrazzaq					1															
13	HORVAT Zlatko					2					12	SARIC Danijel																				
18	KARACIC Igor					1	1				13	MEMISEVIC Eldar					1		1													
26	STRLEK Manuel					5					14	ALRAYES Bassel					5															
27	CUPIC Ivan					3					15	MEGDICH Nasreddine																				
30	MAMIC Marko					2					16	STOJANOVIC Goran																				
32	SLISKOVIC Ivan							1			19	FERNANDEZ Borja																				
34	BROZOVIC Ilija							1			25	MALLASH Kamal Aldin					3	1														
44	KOZINA Kresimir					3	1				94	ZAKKAR Ameen																				

Off.A	BABIC Zeljko					Off.A	ALHAIL Yousuf				
Off.B	METLICIC Petar					Off.B	RIVERA Valero				
Off.C	MARAS Ivica					Off.C	ARCAS Ricardo				
Off.D	KRUSELJ Goran					Off.D	GUTIERREZ Jose Antonio				

A	Signatures of responsables for the teams (Off.A)		B
TP	Remarks of referees / IHF Official		TP

Referees	Signatures		Signatures	
	RALUY O (ESP)		SABROSO RAMIREZ A (ESP)	
Technical Officials	Signatures		Signatures	
	TK: PEREIRA SEDREZ S (BRA)		SK: SICHELSCHMIDT P (GER)	
IHF Official	Signatures		Signatures	
	JENSEN B (DEN)			

Number of 7m scored/awarded to team A resp. B, goals (G), yellow cards (YC), red cards (RC), blue cards (BC) and team penalty (TP)



Results
Resultados / Résultats

Match 1

CRO 23 - 30 QAT
(8 - 15) (15 - 15)

Referees: RALUY O (ESP) / SABROSO RAMIREZ A (ESP)

RUNNING SCORE

CRO - QAT

1st Half

	0 (2) 1	CAPOTE R
	0 (3) 2	CAPOTE R
STEPANCIC L	1 (4) 2	
	1 (7) 3	ROINE B
	1 (8) 4	ALRAYES B
KOPLJAR M	2 (11) 4	
CUPIC I	3 (14) 4	
	3 (15) 5	CAPOTE R
	3 (16) 6	MARKOVIC Z
STEPANCIC L	4 (18) 6	
	4 (19) 7	MALLASH KA
	4 (20) 8	MALLASH KA
DUVNJAK D	5 (21) 8	
	5 (22) 9	ALRAYES B
STRLEK M	6 (23) 9	
	6 (23) 10	CAPOTE R
CUPIC I	7 (24) 10	
	7 (25) 11	MARKOVIC Z
STRLEK M	8 (26) 11	
	8 (26) 12	MARKOVIC Z
	8 (29) 13	BAGARIC M
	8 (30) 14	MEMISEVIC E
	8 (30) 15	MALLASH KA

2nd Half

	8 (32) 16	MARKOVIC Z
	8 (33) 17	MARKOVIC Z
	8 (33) 18	ALRAYES B
KOZINA K	9 (34) 18	
MAMIC M	10 (36) 18	
	10 (36) 19	ROINE B
HORVAT Z	11 (37) 19	
DUVNJAK D	12 (38) 19	
	12 (40) 20	MARKOVIC Z
HORVAT Z	13 (40) 20	
STRLEK M	14 (41) 20	
	14 (43) 21	CAPOTE R
	14 (44) 22	MABROUK H
STRLEK M	15 (45) 22	
	15 (46) 23	CAPOTE R
KOZINA K	16 (47) 23	
	16 (48) 24	MARKOVIC Z
KARACIC I	17 (49) 24	
	17 (50) 25	ALRAYES B
CUPIC I	18 (50) 25	
	18 (50) 26	ALRAYES B
	18 (52) 27	MARKOVIC Z
	18 (53) 28	MURAD A
MAMIC M	19 (54) 28	
STEPANCIC L	20 (56) 28	
KOZINA K	21 (56) 28	
	21 (57) 29	MARKOVIC Z
STEPANCIC L	22 (58) 29	
STRLEK M	23 (59) 29	
	23 (59) 30	MARKOVIC Z

CRO - Croatia

Players		Shots								Punishments			
No.	Name	G/S	%	6m	Wing	9m	7m	FB	BT	YC	2Min	RC	BC
1	STEVANOVIC Ivan												
5	DUVNJAK Domagoj	2/6	33	1/2		0/3		1/1			1		
7	STEPANCIC Luka	4/8	50	1/2		3/6							
8	KOPLJAR Marko	1/4	25	0/1		1/3					2		
10	GOJUN Jakov										1		
12	PESIC Ivan												
13	HORVAT Zlatko	2/4	50		1/2		1/2						
18	KARACIC Igor	1/1	100	1/1						1			
26	STRLEK Manuel	5/8	63		4/5		0/1	1/2					
27	CUPIC Ivan	3/6	50	1/1	1/2		1/3						
30	MAMIC Marko	2/3	67			0/1			2/2				
32	SLISKOVIC Ivan	0/2	0			0/2				1			
34	BROZOVIC Ilija											1	
44	KOZINA Kresimir	3/4	75	3/4						1			
	Bench/Team												
	Totals	23/46	50	7/11	6/9	4/15	2/6	2/3	2/2	3	5		

Goalkeepers		Saves							
No.	Name	S/S	%	6m	Wing	9m	7m	FB	BT
1	STEVANOVIC Ivan	8/26	31	2/8		6/12	0/2	0/2	0/2
12	PESIC Ivan	1/10	10			1/6	0/2	0/1	0/1
	Totals	10/40	25	2/9		8/19	0/4	0/5	0/3

QAT - Qatar

Players		Shots								Punishments			
No.	Name	G/S	%	6m	Wing	9m	7m	FB	BT	YC	2Min	RC	BC
1	MARKOVIC Zarko	10/15	67	1/1		5/10	4/4						
4	MABROUK Hassan	1/1	100					1/1			1		
5	BAGARIC Marko	1/2	50			1/2							
7	ROINE Bertrand	2/5	40			2/5					2		
9	CAPOTE Rafael	6/8	75	2/2		3/5		1/1			2		
11	MURAD Abdulrazzaq	1/2	50		0/1			1/1					
12	SARIC Danijel												
13	MEMISEVIC Eldar	1/2	50		0/1			1/1			1		
14	ALRAYES Bassel	5/5	100	4/4				1/1					
15	MEGDICH Nasreddine	0/2	0	0/1	0/1								
16	STOJANOVIC Goran												
19	FERNANDEZ Borja												
25	MALLASH Kamal Aldin	3/4	75	0/1					3/3	1			
94	ZAKKAR Ameen												
	Bench/Team												
	Totals	30/46	65	7/9	0/3	11/22	4/4	5/5	3/3	1	6		

Goalkeepers		Saves							
No.	Name	S/S	%	6m	Wing	9m	7m	FB	BT
12	SARIC Danijel	8/16	50	1/3	1/3	3/6	2/3	1/1	
16	STOJANOVIC Goran	6/20	30	1/6	2/6	3/4	0/1	0/1	0/2
	Totals	14/37	38	2/9	3/9	6/10	2/4	1/3	0/2

Legend:

%	Efficiency	2Min	2 Minute Suspensions	6m	6-metre Shots	7m	7-metre Shots
9m	9-metre Shots	BT	Breakthroughs	BC	Blue Cards	FB	Fast Breaks
G/S	Goals/Shots	No.	Uniform Number	RC	Red Cards	S/S	Saves/Shots
Wing	Wing Shots	YC	Yellow Cards				



Match Team Statistics

Estatística da partida por equipe / Statistiques du match par équipe

Match 1

CRO 23 - 30 QAT

(8 - 15) (15 - 15)

Referees: RALUY Oscar / SABROSO RAMIREZ Angel (ESP)

CRO - Croatia

Players		Shots								Offence		Defence		Punishments			TP	
No.	Name	G/S	%	6m	Wing	9m	7m	FB	BT	AS	TO	ST	BS	YC	2Min	RC		BC
1	STEVANOVIC Ivan																	37:14
5	DUVNJAK Domagoj	2/6	33	1/2		0/3		1/1		5	1	1			1			31:52
7	STEPANCIC Luka	4/8	50	1/2		3/6					3							21:42
8	KOPLJAR Marko	1/4	25	0/1		1/3					1		1		2			40:41
10	GOJUN Jakov														1			27:42
12	PESIC Ivan																	15:09
13	HORVAT Zlatko	2/4	50		1/2		1/2											36:54
18	KARACIC Igor	1/1	100	1/1							3			1				31:07
26	STRLEK Manuel	5/8	63		4/5		0/1	1/2			1							58:22
27	CUPIC Ivan	3/6	50	1/1	1/2		1/3					1						25:30
30	MAMIC Marko	2/3	67			0/1			2/2	1	3							19:02
32	SLISKOVIC Ivan	0/2	0			0/2				1	1			1				17:12
34	BROZOVIC Ilija														1			15:30
44	KOZINA Kresimir	3/4	75	3/4							1	1		1				42:03
Bench/Team																		
Totals		23/46	50	7/11	6/9	4/15	2/6	2/3	2/2	7	14	3	1	3	5			

Goalkeepers		Total Shots		6m Shots		Wing Shots		9m Shots		7m Shots		Fast Breaks		Breakthroughs	
No.	Name	S/S	%	S/S	%	S/S	%	S/S	%	S/S	%	S/S	%	S/S	%
1	STEVANOVIC Ivan	8/26	31	2/8	25			6/12	50	0/2	0	0/2	0	0/2	0
12	PESIC Ivan	1/10	10					1/6	17	0/2	0	0/1	0	0/1	0
Totals		10/40	25	2/9	22			8/19	42	0/4	0	0/5	0	0/3	0

Team Shots	Goals	Saves	Missed	Post	Blocked	Total	%
6m Shots	7	2	1		1	11	64
Wing Shots	6	3				9	67
9m Shots	4	6	2		3	15	27
7m Shots	2	2		2	N/A	6	33
Fast Breaks	2	1				3	67
Breakthroughs	2					2	100
Totals	23	14	3	2	4	46	50

Number of Attacks: 58, Scoring Efficiency: 40%



Match Team Statistics

Estatística da partida por equipe / Statistiques du match par équipe

Match 1

CRO 23 - 30 QAT

(8 - 15) (15 - 15)

Referees: RALUY Oscar / SABROSO RAMIREZ Angel (ESP)

CRO - Croatia

Shots Distribution

Players

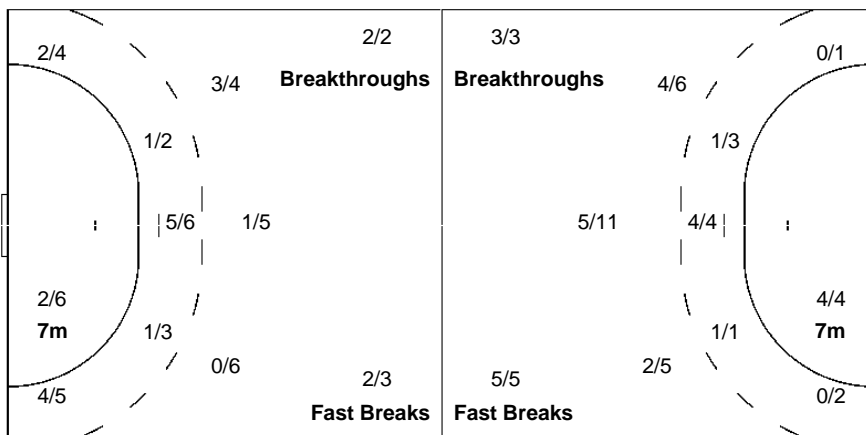
Goals / Shots

1 STEVANOVIC I	5 DUVNJAK D	7 STEPANCIC L	8 KOPLJAR M	10 GOJUN J	12 PESIC I	13 HORVAT Z
0/1	1/1	2/2	1/2	0/1		
	1/1	0/1	1/2			2/2
	2-Missed	1-Blocked	2-Blocked 1-Missed			1-Post
18 KARACIC I	26 STRLEK M	27 CUPIC I	30 MAMIC M	32 SLISKOVIC I	34 BROZOVIC I	44 KOZINA K
	1/2	1/2	1/1	0/1		0/1
		0/1				2/2
1/1	1/2	1/1	1/2	1/1		1/1
		1-Post		1-Blocked		

Team
Goals / Shots

0/1	3/5	2/2
2/7	1/1	2/3
7/9	2/2	4/6
3-Missed	2-Post	4-Blocked

Offence



Defence

Goalkeepers
Saves / Shots

1/2		3/7
1/4	0/2	3/7
2/12	0/1	0/5

1 STEVANOVIC I

1/1		3/6
1/2	0/1	2/4
1/8	0/1	0/3

12 PESIC I

0/1		0/1
0/2		
1/4		0/2



Match Team Statistics

Estatística da partida por equipe / Statistiques du match par équipe

Match 1

CRO 23 - 30 QAT

(8 - 15) (15 - 15)

Referees: RALUY Oscar / SABROSO RAMIREZ Angel (ESP)

QAT - Qatar

Players		Shots								Offence		Defence		Punishments			TP	
No.	Name	G/S	%	6m	Wing	9m	7m	FB	BT	AS	TO	ST	BS	YC	2Min	RC		BC
1	MARKOVIC Zarko	10/15	67	1/1		5/10	4/4				3							37:13
4	MABROUK Hassan	1/1	100					1/1					1		1			32:15
5	BAGARIC Marko	1/2	50			1/2				1	1							24:34
7	ROINE Bertrand	2/5	40			2/5				2	2				2			31:13
9	CAPOTE Rafael	6/8	75	2/2		3/5		1/1			2	1	3		2			36:12
11	MURAD Abdulrazzaq	1/2	50		0/1			1/1		1	1	2						40:05
12	SARIC Danijel																	28:06
13	MEMISEVIC Eldar	1/2	50		0/1			1/1			1	1			1			24:11
14	ALRAYES Bassel	5/5	100	4/4				1/1		1	1	1						47:39
15	MEGDICH Nasreddine	0/2	0	0/1	0/1							1						31:00
16	STOJANOVIC Goran																	28:29
19	FERNANDEZ Borja																	0:02
25	MALLASH Kamal Aldin	3/4	75	0/1					3/3	2	4			1				35:17
94	ZAKKAR Ameen																	23:44
Bench/Team																		
Totals		30/46	65	7/9	0/3	11/22	4/4	5/5	3/3	7	15	6	4	1	6			

Goalkeepers		Total Shots		6m Shots		Wing Shots		9m Shots		7m Shots		Fast Breaks		Breakthroughs	
No.	Name	S/S	%	S/S	%	S/S	%	S/S	%	S/S	%	S/S	%	S/S	%
12	SARIC Danijel	8/16	50	1/3	33	1/3	33	3/6	50	2/3	67	1/1	100		
16	STOJANOVIC Goran	6/20	30	1/6	17	2/6	33	3/4	75	0/1	0	0/1	0	0/2	0
Totals		14/37	38	2/9	22	3/9	33	6/10	60	2/4	50	1/3	33	0/2	0

Team Shots	Goals	Saves	Missed	Post	Blocked	Total	%
6m Shots	7	2				9	78
Wing Shots			1	2		3	0
9m Shots	11	8			3	22	50
7m Shots	4				N/A	4	100
Fast Breaks	5					5	100
Breakthroughs	3					3	100
Totals	30	10	1	2	3	46	65

Number of Attacks: 57, Scoring Efficiency: 53%



Match Report
Relatório da partida / Rapport du match

REVISED
07.08.2016 21:27

Team A										Team B																			
A					SWE - Sweden					B					GER - Germany														
played in					in the hall					on					at					Spectators		Match Number							
Rio de Janeiro					Future Arena					SUN 7 AUG 2016					11:30					7,819		2							
Half-time (30')		A		B		End of playing time		A		B		1st extra time		A		B		2nd extra time		A		B		After penalty throws		A		B	
Number of 7m		A		Team time-out				Full name of players and officials				Team time-out		B		Number of 7m													
7/7		1		27:43		2		49:23		3		56:01				2/2													
No.	Team A					G	YC	2'	RC	BC	No.	Team B					G	YC	2'	RC	BC								
1	ANDERSSON Mattias										3	GENSHEIMER Uwe					5		2										
3	GOTTFRIDSSON Jim					1					6	LEMKE Finn					1		1										
5	ANDERSSON Kim							2			7	WIENCEK Patrick					2	1	1										
9	TOLLBRING Jerry					8					9	REICHMANN Tobias					6												
11	NILSSON Lukas										10	WIEDE Fabian					5		1										
13	STENBACKEN Jonathan										12	HEINEVETTER Silvio																	
18	KARLSSON Tobias						1	3			13	PEKELER Hendrik					2		1										
19	JAKOBSSON Johan					5		1			19	STROBEL Martin																	
20	APPELGREN Mikael										24	GROETZKI Patrick																	
24	PETERSEN Fredrik					3					25	HAFNER Kai							1										
28	STENMALM Philip					4		1			33	WOLFF Andreas					1												
32	ZACHRISSON Mattias					3	1	1			35	KUHN Julius					7		1										
35	NILSSON Andreas					3					47	DISSINGER Christian						1											
36	NIELSEN Jesper					2	1	1			95	DRUX Paul					3		1										

Off.A	LINDGREN Ola					Off.A	SIGURDSSON Dagur	1			
Off.B	OLSSON Staffan	1				Off.B	KROMER Axel				
Off.C	SIGURDSSON Ulf					Off.C	STEUER Dr Kurt				
Off.D	DAHLBERG Inge					Off.F	ROTH Reinhold				

A	Signatures of responsables for the teams (Off.A)		B
TP	Remarks of referees / IHF Official		TP

Referees	Signatures		Signatures	
	HANSEN M (DEN)		GJEDING M (DEN)	
Technical Officials	Signatures		Signatures	
	TK: ADJEMIAN T (ARG)		SK: TOSI BRANDI M (ITA)	
IHF Official	Signatures		Signatures	
	GALLEGO R (ESP)			

Number of 7m scored/awarded to team A resp. B, goals (G), yellow cards (YC), red cards (RC), blue cards (BC) and team penalty (TP)

Change of goalscorer in 22:36 from A.Wolff (33) to F.Wiede (10)



Results

Resultados / Résultats

REVISED
 07.08.2016 21:27

Match 2

SWE 29 - 32 GER

(15 - 18) (14 - 14)

Referees: HANSEN M (DEN) / GJEDING M (DEN)

SWE - Sweden

Players		Shots								Punishments			
No.	Name	G/S	%	6m	Wing	9m	7m	FB	BT	YC	2Min	RC	BC
1	ANDERSSON Mattias												
3	GOTTFRIDSSON Jim	1/4	25			0/3		1/1					
5	ANDERSSON Kim	0/2	0			0/2					2		
9	TOLLBRING Jerry	8/8	100		1/1		7/7						
11	NILSSON Lukas												
13	STENBACKEN Jonathan												
18	KARLSSON Tobias									1	3		
19	JAKOBSSON Johan	5/10	50			4/8			1/2		1		
20	APPELGREN Mikael												
24	PETERSEN Fredrik	3/3	100		1/1			2/2					
28	STENMALM Philip	4/7	57	1/1		2/3			1/3		1		
32	ZACHRISSON Mattias	3/3	100		3/3					1	1		
35	NILSSON Andreas	3/4	75	3/4									
36	NIELSEN Jesper	2/3	67	2/3						1	1		
Bench/Team										1			
Totals		29/44	66	6/8	5/5	6/16	7/7	3/3	2/5	4	9		

Goalkeepers		Saves							
No.	Name	S/S	%	6m	Wing	9m	7m	FB	BT
1	ANDERSSON Mattias	2/17	12	1/4	1/3	0/6		0/2	0/2
20	APPELGREN Mikael	5/21	24	2/5	0/1	3/6	0/2	0/5	0/2
Totals		7/39	18	3/9	1/4	3/13	0/2	0/7	0/4

GER - Germany

Players		Shots								Punishments			
No.	Name	G/S	%	6m	Wing	9m	7m	FB	BT	YC	2Min	RC	BC
3	GENSHEIMER Uwe	5/6	83	1/1	1/2		2/2	1/1					
6	LEMKE Finn	1/1	100	1/1							1		
7	WIENCEK Patrick	2/3	67	2/3						1	1		
9	REICHMANN Tobias	6/6	100		2/2			4/4					
10	WIEDE Fabian	5/6	83			3/4		1/1	1/1		1		
12	HEINEVETTER Silvio												
13	PEKELER Hendrik	2/2	100	1/1				1/1			1		
19	STROBEL Martin	0/1	0			0/1							
24	GROETZKI Patrick												
25	HAFNER Kai	0/5	0	0/3		0/2					1		
33	WOLFF Andreas	1/1	100			1/1							
35	KUHN Julius	7/9	78	1/1		4/6			2/2		1		
47	DISSINGER Christian									1			
95	DRUX Paul	3/5	60			2/4			1/1		1		
Bench/Team										1			
Totals		32/45	71	6/10	3/4	10/18	2/2	7/7	4/4	3	9		

Goalkeepers		Saves							
No.	Name	S/S	%	6m	Wing	9m	7m	FB	BT
12	HEINEVETTER Silvio	0/1	0				0/1		
33	WOLFF Andreas	10/37	27	2/8	0/5	6/12	0/6	0/2	2/4
Totals		10/39	26	2/8	0/5	6/12	0/7	0/3	2/4

RUNNING SCORE	
SWE - GER	
1st Half	
NIELSEN J	1 (1) 0
ZACHRISSON M	2 (4) 0
JAKOBSSON J	2 (4) 1 DRUX P
PETERSEN F	3 (5) 1
	4 (6) 1
	4 (6) 2 KUHN J
	4 (7) 3 PEKELER H
	4 (8) 4 REICHMANN T
JAKOBSSON J	5 (8) 4
	5 (10) 5 KUHN J
	5 (11) 6 GENSHEIMER U
	5 (13) 7 KUHN J
STENMALM P	6 (14) 7
PETERSEN F	7 (15) 7
	7 (15) 8 GENSHEIMER U
	7 (16) 9 WIEDE F
ZACHRISSON M	8 (17) 9
	8 (17) 10 WIEDE F
NILSSON A	9 (18) 10
	9 (19) 11 KUHN J
TOLLBRING J	10 (19) 11
	10 (20) 12 KUHN J
JAKOBSSON J	11 (21) 12
	11 (23) 13 WOLFF A
	11 (23) 14 WIEDE F
TOLLBRING J	12 (24) 14
	12 (24) 15 LEMKE F
JAKOBSSON J	13 (25) 15
STENMALM P	14 (25) 15
	14 (28) 16 KUHN J
	14 (29) 17 GENSHEIMER U
TOLLBRING J	15 (29) 17
	15 (30) 18 WIENCEK P
2nd Half	
ZACHRISSON M	16 (33) 18
	16 (35) 19 GENSHEIMER U
	16 (36) 20 DRUX P
TOLLBRING J	17 (37) 20
JAKOBSSON J	18 (39) 20
TOLLBRING J	19 (40) 20
	19 (41) 21 DRUX P
	19 (43) 22 PEKELER H
	19 (43) 23 WIEDE F
TOLLBRING J	20 (44) 23
GOTTFRIDSSON J	21 (44) 23
NILSSON A	22 (46) 23
PETERSEN F	23 (47) 23
	23 (49) 24 REICHMANN T
	23 (50) 25 REICHMANN T
TOLLBRING J	24 (51) 25
TOLLBRING J	25 (52) 25
	25 (53) 26 WIEDE F
	25 (53) 27 REICHMANN T
STENMALM P	26 (53) 27
	26 (54) 28 REICHMANN T
	26 (55) 29 KUHN J
NIELSEN J	27 (57) 29
	27 (57) 30 WIENCEK P
NILSSON A	28 (59) 30
	28 (59) 31 GENSHEIMER U
STENMALM P	29 (60) 31
	29 (60) 32 REICHMANN T

Legend:	% Efficiency	2Min 2 Minute Suspensions	6m 6-metre Shots	7m 7-metre Shots
9m 9-metre Shots	BT Breakthroughs	BC Blue Cards	FB Fast Breaks	
G/S Goals/Shots	No. Uniform Number	RC Red Cards	S/S Saves/Shots	
Wing Wing Shots	YC Yellow Cards			

Change of goalscorer in 22:36 from A.Wolff (33) to F.Wiede (10)



Match Team Statistics

Estatística da partida por equipe / Statistiques du match par équipe

REVISED
07.08.2016 21:27

Match 2

SWE 29 - 32 GER

(15 - 18) (14 - 14)

Referees: HANSEN Mads / GJEDING Martin (DEN)

SWE - Sweden

Players		Shots								Offence		Defence		Punishments			TP	
No.	Name	G/S	%	6m	Wing	9m	7m	FB	BT	AS	TO	ST	BS	YC	2Min	RC		BC
1	ANDERSSON Mattias																	21:48
3	GOTTFRIDSSON Jim	1/4	25			0/3		1/1		2	4							43:56
5	ANDERSSON Kim	0/2	0			0/2				3	1				2			24:21
9	TOLLBRING Jerry	8/8	100		1/1		7/7				1							15:33
11	NILSSON Lukas																	4:36
13	STENBACKEN Jonathan																	9:39
18	KARLSSON Tobias													1	3			11:55
19	JAKOBSSON Johan	5/10	50			4/8			1/2	4	1		1		1			46:24
20	APPELGREN Mikael																	33:01
24	PETERSEN Fredrik	3/3	100		1/1			2/2				1						48:43
28	STENMALM Philip	4/7	57	1/1		2/3			1/3		2					1		45:18
32	ZACHRISSON Mattias	3/3	100		3/3									1	1			54:50
35	NILSSON Andreas	3/4	75	3/4						2								14:22
36	NIELSEN Jesper	2/3	67	2/3						3	1	1	2	1	1			45:34
Bench/Team														1				
Totals		29/44	66	6/8	5/5	6/16	7/7	3/3	2/5	14	10	2	3	4	9			

Goalkeepers		Total Shots		6m Shots		Wing Shots		9m Shots		7m Shots		Fast Breaks		Breakthroughs	
No.	Name	S/S	%	S/S	%	S/S	%	S/S	%	S/S	%	S/S	%	S/S	%
1	ANDERSSON Mattias	2/17	12	1/4	25	1/3	33	0/6	0			0/2	0	0/2	0
20	APPELGREN Mikael	5/21	24	2/5	40	0/1	0	3/6	50	0/2	0	0/5	0	0/2	0
Totals		7/39	18	3/9	33	1/4	25	3/13	23	0/2	0	0/7	0	0/4	0

Team Shots	Goals	Saves	Missed	Post	Blocked	Total	%
6m Shots	6	2				8	75
Wing Shots	5					5	100
9m Shots	6	6	2	1	1	16	38
7m Shots	7				N/A	7	100
Fast Breaks	3					3	100
Breakthroughs	2	2	1			5	40
Totals	29	10	3	1	1	44	66

Number of Attacks: 51, Scoring Efficiency: 57%



Match Team Statistics

Estatística da partida por equipe / Statistiques du match par équipe

REVISED
07.08.2016 21:27

Match 2

SWE 29 - 32 GER
(15 - 18) (14 - 14)

Referees: HANSEN Mads / GJEDING Martin (DEN)

SWE - Sweden

Shots Distribution

Players

Goals / Shots

1 ANDERSSON M	3 GOTTFRIDSSON J	5 ANDERSSON K	9 TOLLBRING J	11 NILSSON L	13 STENBACKEN J	18 KARLSSON T
	0/1		1/1 1/1			
	0/1		1/1 1/1			
		1/2	1/1 3/3			

1-Missed 1-Blocked

19 JAKOBSSON J	20 APPELGREN M	24 PETERSEN F	28 STENMALM P	32 ZACHRISSON M	35 NILSSON A	36 NIELSEN J
2/3 1/3		1/1	0/1 2/2	1/1		1/1
0/1					1/2	0/1
1/1 1/1		1/1 1/1	2/2	2/2	2/2	1/1

1-Post

2-Missed

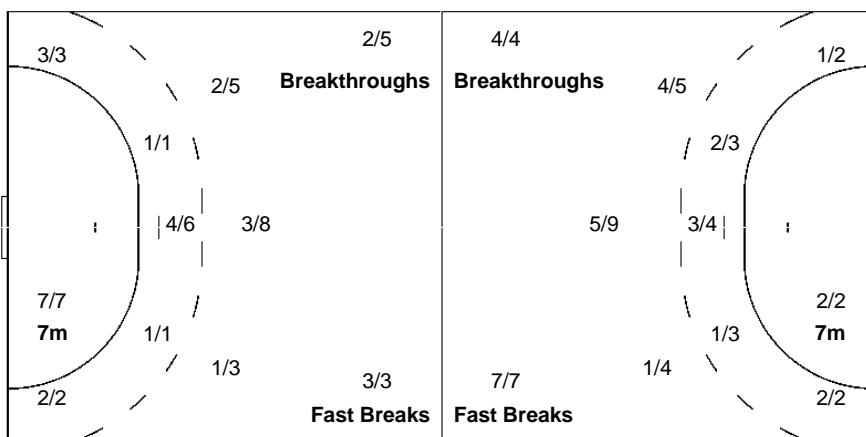
Team
Goals / Shots

4/6	2/3	4/6
1/3		2/4
6/6		10/11

3-Missed 1-Post 1-Blocked

Offence

Defence



Goalkeepers
Saves / Shots

0/7		0/4
3/4		2/2
1/8	1/5	0/9

1 ANDERSSON M

0/1		0/4
0/1		1/1
1/4	0/1	0/5

20 APPELGREN M

0/6		
3/3		1/1
0/4	1/3	0/4



Match Team Statistics

Estatística da partida por equipe / Statistiques du match par équipe

REVISED
07.08.2016 21:27

Match 2

SWE 29 - 32 GER

(15 - 18) (14 - 14)

Referees: HANSEN Mads / GJEDING Martin (DEN)

GER - Germany

Players		Shots								Offence		Defence		Punishments			TP	
No.	Name	G/S	%	6m	Wing	9m	7m	FB	BT	AS	TO	ST	BS	YC	2Min	RC		BC
3	GENSHEIMER Uwe	5/6	83	1/1	1/2		2/2	1/1		2		1			2			52:17
6	LEMKE Finn	1/1	100	1/1						1	1	1			1			38:05
7	WIENCEK Patrick	2/3	67	2/3										1	1			40:21
9	REICHMANN Tobias	6/6	100		2/2			4/4										47:23
10	WIEDE Fabian	5/6	83			3/4		1/1	1/1	3	2	1			1			38:46
12	HEINEVETTER Silvio																	0:54
13	PEKELER Hendrik	2/2	100	1/1				1/1		3	1	1	1		1			44:37
19	STROBEL Martin	0/1	0			0/1					1							6:10
24	GROETZKI Patrick																	0:00
25	HAFNER Kai	0/5	0	0/3		0/2									1			19:36
33	WOLFF Andreas	1/1	100			1/1				1								53:46
35	KUHN Julius	7/9	78	1/1		4/6			2/2	1	2				1			45:02
47	DISSINGER Christian													1				5:50
95	DRUX Paul	3/5	60			2/4			1/1		2				1			27:13
Bench/Team														1				
Totals		32/45	71	6/10	3/4	10/18	2/2	7/7	4/4	11	9	4	1	3	9			

Goalkeepers		Total Shots		6m Shots		Wing Shots		9m Shots		7m Shots		Fast Breaks		Breakthroughs	
No.	Name	S/S	%	S/S	%	S/S	%	S/S	%	S/S	%	S/S	%	S/S	%
12	HEINEVETTER Silvio	0/1	0							0/1	0				
33	WOLFF Andreas	10/37	27	2/8	25	0/5	0	6/12	50	0/6	0	0/2	0	2/4	50
Totals		10/39	26	2/8	25	0/5	0	6/12	50	0/7	0	0/3	0	2/4	50

Team Shots	Goals	Saves	Missed	Post	Blocked	Total	%
6m Shots	6	3		1		10	60
Wing Shots	3	1				4	75
9m Shots	10	3	1	1	3	18	56
7m Shots	2				N/A	2	100
Fast Breaks	7					7	100
Breakthroughs	4					4	100
Totals	32	7	1	2	3	45	71

Number of Attacks: 53, Scoring Efficiency: 60%



Match Team Statistics

Estatística da partida por equipe / Statistiques du match par équipe

REVISED
07.08.2016 21:27

Match 2

SWE 29 - 32 GER
(15 - 18) (14 - 14)

Referees: HANSEN Mads / GJEDING Martin (DEN)

GER - Germany

Shots Distribution

Players


Goals / Shots

3 GENSHEIMER U	6 LEMKE F	7 WIENCEK P	9 REICHMANN T	10 WIEDE F	12 HEINEVETTER S	13 PEKELER H
2/2			3/3			1/1
				1/1		
1/1	1/1	1/1	2/2	2/2		1/1
		1-Post		1-Post		
19 STROBEL M	24 GROETZKI P	25 HAFNER K	33 WOLFF A	35 KUHN J	47 DISSINGER C	95 DRUX P
		0/3		1/1		
		0/1	1/1			0/1
		1-Missed		0/1	4/4	2/2
1-Blocked				1-Blocked		1-Blocked

Team
Goals / Shots

7/7		4/4
1/4		0/2
7/8	4/5	9/9
1-Missed	2-Post	3-Blocked

Offence



Defence

Goalkeepers
Saves / Shots

2/6	1/3	2/6
2/3		2/4
0/6		1/11

12 HEINEVETTER S

		0/1
--	--	-----

33 WOLFF A

2/6	1/3	2/6
2/3		2/3
0/5		1/11

Legend:

%	Efficiency	2Min	2 Minute Suspensions	6m	6 metre Shots	7m	7 metre Shots	9m	9 metre Shots
AS	Assists	BS	Blocked Shots	BT	Breakthroughs	BC	Blue Cards	FB	Fast Breaks
G/S	Goals/Shots	N/A	Not Applicable	No.	Uniform Number	RC	Red Cards	S/S	Saves/Shots
ST	Steals	TO	Turnover	TP	Time Played	Wing	Wing Shots	YC	Yellow Cards

Change of goalscorer in 22:36 from A.Wolff (33) to F.Wiede (10)



Match Report
Relatório da partida / Rapport du match

Team A										Team B																			
A					DEN - Denmark					B					ARG - Argentina														
played in					in the hall					on					at					Match Number									
Rio de Janeiro					Future Arena					SUN 7 AUG 2016					14:40					6,620		3							
Half-time (30')		A		B		End of playing time		A		B		1st extra time		A		B		2nd extra time		A		B		After penalty throws		A		B	
Number of 7m		A		Team time-out				Full name of players and officials				Team time-out		B		Number of 7m													
1/2		1		12:12		2		56:40		3		1		21:11		2		36:56		3		2/5							
No.	Team A						G	YC	2'	RC	BC	No.	Team B						G	YC	2'	RC	BC						
1	LANDIN JACOBSEN Niklas											1	SCHULZ Matias																
3	CHRISTIANSEN Mads						2	1	1			2	FERNANDEZ Federico									1							
5	MENSAH LARSEN Mads								1			3	PIZARRO Federico						3	1									
6	MORTENSEN Casper						2					4	SIMONET Sebastian						2										
15	NODDESBO Jesper											5	PORTELA Pablo																
16	GREEN KREJBERG Jannick											8	SIMONET Pablo						7										
17	SVAN Lasse						6		1			9	QUERIN Leonardo						1	1	1								
19	TOFT HANSEN Rene						2					10	VIEYRA Federico						1										
21	MOLLGAARD JENSEN Henrik									1		12	GARCIA Fernando																
22	SONDERGAARD Kasper											13	FERNANDEZ Juan Pablo																
23	TOFT HANSEN Henrik						3	1	1			14	VIDAL Agustin						2										
24	HANSEN Mikkel						6					15	CAROU Gonzalo						1										
25	OLSEN Morten						1					18	PORTELA Adrian						1										
27	DAMGAARD NIELSEN Michael						3		1			25	VAISTEIN Pablo						1		1								

Off.A	GUDMUNDSSON Gudmundur					Off.A	GALLARDO Eduardo	1			
Off.B	KRONBORG Henrik					Off.B	MILANO Guillermo				
Off.C	JOHANNSEN Kai					Off.C	CAZON Guillermo				
Off.D	POULSEN Peter					Off.D	MARINO Carlos				

A	Signatures of responsables for the teams (Off.A)										B
TP	Remarks of referees / IHF Official										TP

Referees	Signatures		Signatures	
	LAH B (SLO)		SOK D (SLO)	
Technical Officials	Signatures		Signatures	
	TK: HAGEN M (SWE)		SK: ALMARZOOQI O (UAE)	
IHF Official	Signatures		Signatures	
	NACHEVSKI D (MKD)			

Number of 7m scored/awarded to team A resp. B, goals (G), yellow cards (YC), red cards (RC), blue cards (BC) and team penalty (TP)



Results
Resultados / Résultats

Match 3

DEN 25 - 19 ARG
(10 - 10) (15 - 9)

Referees: LAH B (SLO) / SOK D (SLO)

DEN - Denmark

Players		Shots							Punishments				
No.	Name	G/S	%	6m	Wing	9m	7m	FB	BT	YC	2Min	RC	BC
1	LANDIN JACOBSEN Niklas												
3	CHRISTIANSEN Mads	2/3	67	1/1	0/1			1/1		1	1		
5	MENSAH LARSEN Mads	0/1	0	0/1						1			
6	MORTENSEN Casper	2/4	50	1/1	1/2			0/1					
15	NODDESBO Jesper												
16	GREEN KREJBERG Jannick												
17	SVAN Lasse	6/7	86	0/1	4/4			2/2			1		
19	TOFT HANSEN Rene	2/2	100	2/2									
21	MOLLGAARD JENSEN Henrik												1
22	SONDERGAARD Kasper												
23	TOFT HANSEN Henrik	3/3	100	2/2				1/1		1	1		
24	HANSEN Mikkel	6/9	67	1/1		3/5	1/2	1/1					
25	OLSEN Morten	1/2	50			1/2							
27	DAMGAARD NIELSEN Michael	3/3	100			3/3						1	
Bench/Team													
Totals		25/34	74	7/9	5/7	7/10	1/2	5/6		3	4	1	

Goalkeepers		Saves							
No.	Name	S/S	%	6m	Wing	9m	7m	FB	BT
1	LANDIN JACOBSEN Niklas	6/23	26	2/9	0/2	3/8	1/3		0/1
16	GREEN KREJBERG Jannick	2/4	50	0/1		0/1	2/2		
Totals		8/27	30	2/10	0/2	3/9	3/5		0/1

ARG - Argentina

Players		Shots							Punishments				
No.	Name	G/S	%	6m	Wing	9m	7m	FB	BT	YC	2Min	RC	BC
1	SCHULZ Matias												
2	FERNANDEZ Federico	0/3	0		0/2		0/1					1	
3	PIZARRO Federico	3/6	50	1/1	0/1	2/3	0/1			1			
4	SIMONET Sebastian	2/4	50	1/2		1/2							
5	PORTELA Pablo												
8	SIMONET Pablo	7/11	64	2/5		2/2	2/3		1/1				
9	QUERIN Leonardo	1/2	50	1/2						1	1		
10	VIEYRA Federico	1/6	17	1/2		0/4							
12	GARCIA Fernando												
13	FERNANDEZ Juan Pablo												
14	VIDAL Agustin	2/3	67	1/1	1/1				0/1				
15	CAROU Gonzalo	1/1	100	1/1									
18	PORTELA Adrian	1/1	100		1/1								
25	VAISTEIN Pablo	1/1	100			1/1						1	
Bench/Team										1			
Totals		19/38	50	8/14	2/5	6/12	2/5		1/2	3	3		

Goalkeepers		Saves							
No.	Name	S/S	%	6m	Wing	9m	7m	FB	BT
1	SCHULZ Matias	7/25	28	1/8	2/5	2/8	1/2	1/2	
12	GARCIA Fernando	0/6	0	0/1	0/2	0/1		0/3	
Totals		7/32	22	1/8	2/7	2/9	1/2	1/6	

RUNNING SCORE	
DEN - ARG	
1st Half	
HANSEN M	1 (4) 0
	1 (6) 1 SIMONET P
	1 (7) 2 SIMONET P
	1 (8) 3 PIZARRO F
SVAN L	2 (8) 3
	2 (10) 4 SIMONET P
	2 (12) 5 SIMONET S
CHRISTIANSEN M	3 (13) 5
HANSEN M	4 (14) 5
TOFT HANSEN H	5 (16) 5
HANSEN M	6 (17) 5
	6 (18) 6 VIEYRA F
HANSEN M	7 (18) 6
	7 (19) 7 CAROU G
TOFT HANSEN R	8 (20) 7
	8 (24) 8 SIMONET S
OLSEN M	9 (25) 8
	9 (26) 9 PIZARRO F
	9 (28) 10 SIMONET P
SVAN L	10 (28) 10

2nd Half	
DAMGAARD NIELSEN M	11 (31) 10
TOFT HANSEN R	12 (32) 10
SVAN L	13 (34) 10
DAMGAARD NIELSEN M	14 (36) 10
TOFT HANSEN H	15 (37) 10
	15 (40) 11 SIMONET P
	15 (40) 12 SIMONET P
MORTENSEN C	16 (41) 12
HANSEN M	17 (41) 12
SVAN L	18 (43) 12
	18 (44) 13 SIMONET P
	18 (45) 14 VIDAL A
HANSEN M	19 (46) 14
MORTENSEN C	20 (47) 14
SVAN L	21 (48) 14
CHRISTIANSEN M	22 (49) 14
	22 (50) 15 PORTELA A
	22 (51) 16 VIDAL A
SVAN L	23 (51) 16
	23 (54) 17 PIZARRO F
DAMGAARD NIELSEN M	24 (54) 17
TOFT HANSEN H	25 (56) 17
	25 (59) 18 QUERIN L
	25 (60) 19 VAISTEIN P

Legend:	% Efficiency	2Min 2 Minute Suspensions	6m 6-metre Shots	7m 7-metre Shots
9m 9-metre Shots	BT Breakthroughs	BC Blue Cards	FB Fast Breaks	
G/S Goals/Shots	No. Uniform Number	RC Red Cards	S/S Saves/Shots	
Wing Wing Shots	YC Yellow Cards			



Match Team Statistics

Estatística da partida por equipe / Statistiques du match par équipe

Match 3

DEN 25 - 19 ARG

(10 - 10) (15 - 9)

Referees: LAH Bojan / SOK David (SLO)

DEN - Denmark

Players		Shots								Offence		Defence		Punishments			TP	
No.	Name	G/S	%	6m	Wing	9m	7m	FB	BT	AS	TO	ST	BS	YC	2Min	RC		BC
1	LANDIN JACOBSEN Niklas									1	1							52:56
3	CHRISTIANSEN Mads	2/3	67	1/1	0/1			1/1		2	1			1	1			54:50
5	MENSAH LARSEN Mads	0/1	0	0/1						4	3			1				28:22
6	MORTENSEN Casper	2/4	50	1/1	1/2			0/1		2	3							59:53
15	NODDESBO Jesper																	1:15
16	GREEN KREJBERG Jannick																	4:05
17	SVAN Lasse	6/7	86	0/1	4/4			2/2		1						1		58:40
19	TOFT HANSEN Rene	2/2	100	2/2						1	2							33:44
21	MOLLGAARD JENSEN Henrik																1	13:06
22	SONDERGAARD Kasper																	0:00
23	TOFT HANSEN Henrik	3/3	100	2/2				1/1			1		2	1	1			53:05
24	HANSEN Mikkel	6/9	67	1/1		3/5	1/2	1/1		3	2							42:50
25	OLSEN Morten	1/2	50			1/2					2							5:33
27	DAMGAARD NIELSEN Michael	3/3	100			3/3					1					1		11:41
Bench/Team																		
Totals		25/34	74	7/9	5/7	7/10	1/2	5/6		14	16		2	3	4	1		

Goalkeepers		Total Shots		6m Shots		Wing Shots		9m Shots		7m Shots		Fast Breaks		Breakthroughs	
No.	Name	S/S	%	S/S	%	S/S	%	S/S	%	S/S	%	S/S	%	S/S	%
1	LANDIN JACOBSEN Niklas	6/23	26	2/9	22	0/2	0	3/8	38	1/3	33			0/1	0
16	GREEN KREJBERG Jannick	2/4	50	0/1	0			0/1	0	2/2	100				
Totals		8/27	30	2/10	20	0/2	0	3/9	33	3/5	60			0/1	0

Team Shots	Goals	Saves	Missed	Post	Blocked	Total	%
6m Shots	7	1		1		9	78
Wing Shots	5	2				7	71
9m Shots	7	2	1			10	70
7m Shots	1	1			N/A	2	50
Fast Breaks	5	1				6	83
Breakthroughs							
Totals	25	7	1	1		34	74

Number of Attacks: 50, Scoring Efficiency: 50%



Match Team Statistics

Estatística da partida por equipe / Statistiques du match par équipe

Match 3

DEN 25 - 19 ARG
(10 - 10) (15 - 9)

Referees: LAH Bojan / SOK David (SLO)

DEN - Denmark

Shots Distribution

Players

Goals / Shots

1 LANDIN JACOBSEN N	3 CHRISTIANSEN M	5 MENSAB LARSEN M	6 MORTENSEN C	15 NODDESBO J	16 GREEN KREJBERG J	17 SVAN L
	0/1		0/1			2/2
	1/1	1/1	1/2	1/1		2/2 1/1 1/1

1-Post

19 TOFT HANSEN R	21 MOLLGAARD JENSEN H	22 SONDERGAARD K	23 TOFT HANSEN H	24 HANSEN M	25 OLSEN M	27 DAMGAARD NIELSEN M
			1/1 1/1	2/2		1/1
1/1 1/1			1/1	0/1 0/2	1/1	1/1
				2/2 2/2		1/1

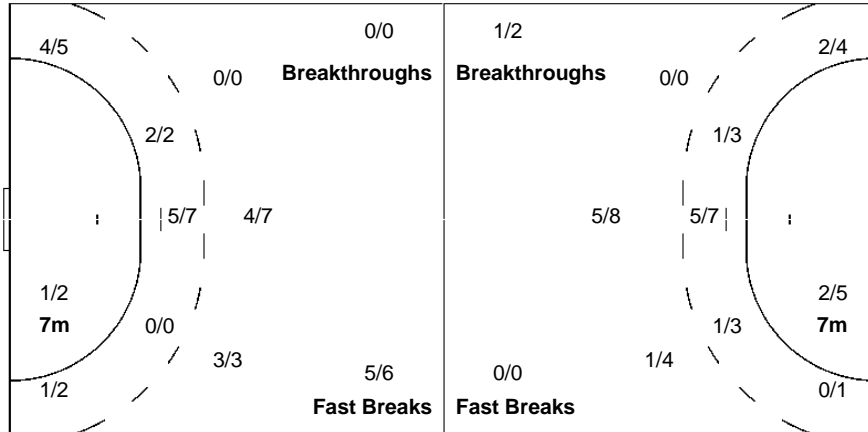
1-Missed

Team
Goals / Shots

3/3	2/2
4/6	0/1 1/3
6/7	3/3 6/7

1-Missed 1-Post

Offence



Defence

Goalkeepers
Saves / Shots

0/4	1/1	0/3
0/3		2/4
1/6	3/3	1/3

1 LANDIN JACOBSEN N

0/3	1/1	0/3
0/3		2/4
0/4	2/2	1/3

16 GREEN KREJBERG J

0/1		
1/2	1/1	



Match Team Statistics

Estatística da partida por equipe / Statistiques du match par équipe

Match 3

DEN 25 - 19 ARG

(10 - 10) (15 - 9)

Referees: LAH Bojan / SOK David (SLO)

ARG - Argentina

Players		Shots								Offence		Defence		Punishments			TP	
No.	Name	G/S	%	6m	Wing	9m	7m	FB	BT	AS	TO	ST	BS	YC	2Min	RC		BC
1	SCHULZ Matias																	43:59
2	FERNANDEZ Federico	0/3	0		0/2		0/1			1					1			42:33
3	PIZARRO Federico	3/6	50	1/1	0/1	2/3	0/1				1			1				45:42
4	SIMONET Sebastian	2/4	50	1/2		1/2				2	2							39:53
5	PORTELA Pablo									1								14:42
8	SIMONET Pablo	7/11	64	2/5		2/2	2/3		1/1		4							42:54
9	QUERIN Leonardo	1/2	50	1/2							1			1	1			30:18
10	VIEYRA Federico	1/6	17	1/2		0/4					1							20:11
12	GARCIA Fernando																	13:50
13	FERNANDEZ Juan Pablo																	7:12
14	VIDAL Agustin	2/3	67	1/1	1/1				0/1	1	3							15:44
15	CAROU Gonzalo	1/1	100	1/1						2	1							57:38
18	PORTELA Adrian	1/1	100		1/1													19:10
25	VAISTEIN Pablo	1/1	100			1/1					1				1			26:14
	Bench/Team													1				
	Totals	19/38	50	8/14	2/5	6/12	2/5		1/2	7	14			3	3			

Goalkeepers		Total Shots		6m Shots		Wing Shots		9m Shots		7m Shots		Fast Breaks		Breakthroughs	
No.	Name	S/S	%	S/S	%	S/S	%	S/S	%	S/S	%	S/S	%	S/S	%
1	SCHULZ Matias	7/25	28	1/8	13	2/5	40	2/8	25	1/2	50	1/2	50		
12	GARCIA Fernando	0/6	0	0/1	0	0/2	0	0/1	0			0/3	0		
	Totals	7/32	22	1/8	13	2/7	29	2/9	22	1/2	50	1/6	17		

Team Shots	Goals	Saves	Missed	Post	Blocked	Total	%
6m Shots	8	2	3		1	14	57
Wing Shots	2		1	2		5	40
9m Shots	6	3	1	1	1	12	50
7m Shots	2	3			N/A	5	40
Fast Breaks							
Breakthroughs	1		1			2	50
Totals	19	8	6	3	2	38	50

Number of Attacks: 51, Scoring Efficiency: 37%



Match Team Statistics

Estatística da partida por equipe / Statistiques du match par équipe

Match 3

DEN 25 - 19 ARG

(10 - 10) (15 - 9)

Referees: LAH Bojan / SOK David (SLO)

ARG - Argentina

Shots Distribution

Players

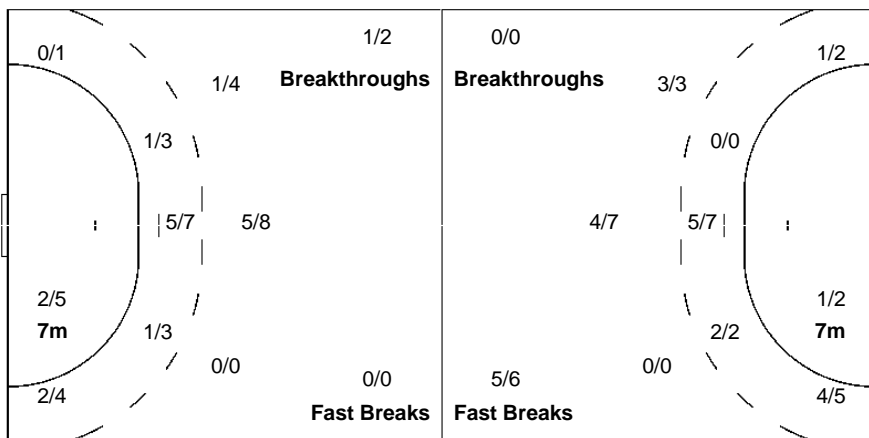
Goals / Shots

1 SCHULZ M	2 FERNANDEZ F	3 PIZARRO F	4 SIMONET S	5 PORTELA P	8 SIMONET P	9 QUERIN L
		1/1			2/2 0/1 1/1	1/1
		1/1	1/1			
	0/1	1/2			2/2 0/1 1/1	
	2-Post	1-Missed	1-Blocked 1-Missed		1-Missed	1-Blocked
10 VIEYRA F	12 GARCIA F	13 FERNANDEZ JP	14 VIDAL A	15 CAROU G	18 PORTELA A	25 VAISTEIN P
1/1			1/1			
			1/1	1/1		
	0/2					1/1
2-Missed 1-Post			1-Missed			

Team
Goals / Shots

4/4	0/1	3/3
3/3		2/4
5/6	0/3	2/3
6-Missed	3-Post	2-Blocked

Offence



Defence

Goalkeepers
Saves / Shots

0/3		0/2
2/6	1/1	2/3
1/7	0/3	1/7

1 SCHULZ M

0/3		0/1
2/6	1/1	2/3
1/5	0/2	1/4

12 GARCIA F

		0/1
0/1	0/1	0/3

Legend:	% Efficiency	2Min 2 Minute Suspensions	6m 6 metre Shots	7m 7 metre Shots	9m 9 metre Shots
AS Assists	BS Blocked Shots	BT Breakthroughs	BC Blue Cards	FB Fast Breaks	S/S Saves/Shots
G/S Goals/Shots	N/A Not Applicable	No. Uniform Number	RC Red Cards	S/S Saves/Shots	YC Yellow Cards
ST Steals	TO Turnover	TP Time Played	Wing Wing Shots		



Match Report
Relatório da partida / Rapport du match

Team A										Team B																						
A					POL - Poland					B					BRA - Brazil																	
played in					in the hall					on					at					Spectators		Match Number										
Rio de Janeiro					Future Arena					SUN 7 AUG 2016					16:40					8,778		4										
Half-time (30')		A		B		End of playing time			A		B		1st extra time			A		B		2nd extra time			A		B		After penalty throws		A		B	
		13		16					32		34																					
Number of 7m		A		Team time-out			Full name of players and officials										Team time-out			B		Number of 7m										
		3/4		1	20:13	2	3											1	21:01	2	57:51	3	4/4									
No.	Team A						G	YC	2'	RC	BC	No.	Team B						G	YC	2'	RC	BC									
1	SZMAL Slawomir											1	dos SANTOS Maik						1													
3	LIJEWSKI Krzysztof								1			2	TEIXEIRA Henrique						4		1											
5	JACHLEWSKI Mateusz						3					4	da SILVA Joao						4													
6	KRAJEWSKI Przemyslaw						3					9	CANDIDO Lucas						1													
8	BIELECKI Karol						7					10	de TOLEDO Jose Guilherme						7	1	1											
11	WISNIEWSKI Adam						1	1				13	HUBNER Diogo Kent																			
13	JURECKI Bartosz						2					14	dos SANTOS Thiagus						5	1												
15	JURECKI Michal						5					17	POZZER Alexandro						3													
16	WYSZOMIRSKI Piotr											19	CHIUFFA Fabio						3													
23	SYPRZAK Kamil						1	1				26	dos SANTOS GUIMARAES Oswaldo						1		1											
26	DASZEK Michal						8					28	SANTOS Leonardo						2													
35	KUS Mateusz								1	2		33	SOARES Andre						1	1	1											
38	GIERAK Lukasz						2			2		37	LANGARO Haniel						1		2											
45	SZYBA Michal											89	ALMEIDA Cesar Augusto						1													

Off.A	LIS Robert					Off.A	RIBERA ROMANS Jordi				
Off.B	DUJSHEBAEV Talant	1				Off.B	SILVA Washington				
Off.C	OWCZARSKI Tomasz					Off.C	TURISCO Luiz Antonio				
Off.D	BUCZAK Jerzy					Off.D	BARBOSA Gustavo				

A	Signatures of responsables for the teams (Off.A)		B
TP	Remarks of referees / IHF Official		TP

Referees	Signatures		Signatures	
	NACHEVSKI G (MKD)		NIKOLOV S (MKD)	
Technical Officials	Signatures		Signatures	
	TK: REISINGER G (AUT)		SK: SICHELSCHMIDT P (GER)	
IHF Official	Signatures		Signatures	
	GALLEGO R (ESP)			

Number of 7m scored/awarded to team A resp. B, goals (G), yellow cards (YC), red cards (RC), blue cards (BC) and team penalty (TP)



Results
Resultados / Résultats

Match 4

POL 32 - 34 BRA
(13 - 16) (19 - 18)

Referees: NACHEVSKI G (MKD) / NIKOLOV S (MKD)

POL - Poland

Players		Shots								Punishments			
No.	Name	G/S	%	6m	Wing	9m	7m	FB	BT	YC	2Min	RC	BC
1	SZMAL Sławomir												
3	LIJEWSKI Krzysztof	0/2	0	0/1		0/1					1		
5	JACHLEWSKI Mateusz	3/4	75	1/1	0/1			2/2					
6	KRAJEWSKI Przemysław	3/4	75	1/1		0/1		1/1	1/1				
8	BIELECKI Karol	7/9	78			4/5	3/4						
11	WISNIEWSKI Adam	1/2	50		1/1			0/1		1			
13	JURECKI Bartosz	2/2	100	2/2									
15	JURECKI Michał	5/10	50	2/4		1/4			2/2				
16	WYSZOMIRSKI Piotr												
23	SYPRZAK Kamil	1/1	100			1/1				1			
26	DASZEK Michał	8/8	100		2/2			6/6					
35	KUS Mateusz									1	2		
38	GIERAK Lukasz	2/2	100	1/1					1/1			2	
45	SZYBA Michał	0/1	0	0/1									
Bench/Team										1			
Totals		32/45	71	7/11	3/4	6/12	3/4	9/10	4/4	4	5		

Goalkeepers		Saves							
No.	Name	S/S	%	6m	Wing	9m	7m	FB	BT
1	SZMAL Sławomir	6/24	25	3/6	0/1	2/8	0/3	1/2	0/4
16	WYSZOMIRSKI Piotr	3/17	18	2/7	0/1	1/5	0/1	0/2	0/2
Totals		9/43	21	5/14	0/1	3/13	0/4	1/5	0/6

BRA - Brazil

Players		Shots								Punishments			
No.	Name	G/S	%	6m	Wing	9m	7m	FB	BT	YC	2Min	RC	BC
1	dos SANTOS Maik	1/1	100			1/1							
2	TEIXEIRA Henrique	4/4	100	1/1		2/2	1/1				1		
4	da SILVA Joao	4/4	100			1/1		1/1	2/2				
9	CANDIDO Lucas	1/2	50	0/1				1/1					
10	de TOLEDO Jose Guilherme	7/10	70	4/5		0/2		1/1	2/2	1	1		
13	HUBNER Diogo Kent												
14	dos SANTOS Thiagus	5/8	63	1/1		3/6			1/1	1			
17	POZZER Alexandro	3/6	50	3/6									
19	CHIUFFA Fabio	3/3	100				3/3						
26	dos SANTOS GUIMARAES Oswaldo	1/2	50			1/2					1		
28	SANTOS Leonardo	2/4	50			1/3		1/1					
33	SOARES Andre	1/3	33		1/2			0/1		1	1		
37	LANGARO Haniel	1/3	33	0/1		0/1			1/1			2	
89	ALMEIDA Cesar Augusto	1/1	100			1/1							
Bench/Team													
Totals		34/51	67	9/15	1/2	10/19	4/4	4/5	6/6	3	6		

Goalkeepers		Saves							
No.	Name	S/S	%	6m	Wing	9m	7m	FB	BT
1	dos SANTOS Maik	3/14	21	0/3	1/1	1/5		1/5	
89	ALMEIDA Cesar Augusto	6/26	23	2/6	0/3	4/6	0/2	0/5	0/4
Totals		9/41	22	2/9	1/4	5/11	0/3	1/10	0/4

RUNNING SCORE
POL - BRA

1st Half

0 (2) 1	SOARES A
0 (3) 2	da SILVA J
0 (4) 3	de TOLEDO JG
0 (6) 4	SANTOS L
1 (7) 4	
1 (7) 5	dos SANTOS GUIMAR.
2 (9) 5	
2 (9) 6	CHIUFFA F
2 (10) 7	ALMEIDA CA
3 (11) 7	
3 (12) 8	TEIXEIRA H
KRAJEWSKI P 4 (12) 8	
4 (13) 9	de TOLEDO JG
KRAJEWSKI P 5 (13) 9	
WISNIEWSKI A 6 (15) 9	
6 (16) 10	POZZER A
JURECKI M 7 (16) 10	
JURECKI M 8 (18) 10	
8 (19) 11	CHIUFFA F
JACHLEWSKI M 9 (20) 11	
9 (22) 12	POZZER A
BIELECKI K 10 (23) 12	
10 (23) 13	de TOLEDO JG
GIERAK L 11 (23) 13	
DASZEK M 12 (27) 13	
12 (28) 14	TEIXEIRA H
12 (29) 15	TEIXEIRA H
12 (30) 16	LANGARO H
JURECKI M 13 (30) 16	

2nd Half

KRAJEWSKI P 14 (33) 16	
14 (33) 17	da SILVA J
JURECKI B 15 (34) 17	
15 (34) 18	de TOLEDO JG
SYPRZAK K 16 (36) 18	
BIELECKI K 17 (37) 18	
17 (38) 19	de TOLEDO JG
17 (39) 20	dos SANTOS T
17 (40) 21	dos SANTOS M
JURECKI M 18 (40) 21	
DASZEK M 19 (41) 21	
19 (42) 22	SANTOS L
19 (43) 23	CHIUFFA F
19 (44) 24	da SILVA J
19 (45) 25	da SILVA J
19 (46) 26	CANDIDO L
JURECKI B 20 (47) 26	
JURECKI M 21 (47) 26	
DASZEK M 22 (48) 26	
22 (48) 27	dos SANTOS T
BIELECKI K 23 (49) 27	
23 (50) 28	dos SANTOS T
BIELECKI K 24 (50) 28	
24 (50) 29	TEIXEIRA H
DASZEK M 25 (51) 29	
25 (51) 30	de TOLEDO JG
25 (53) 31	dos SANTOS T
BIELECKI K 26 (53) 31	
26 (54) 32	dos SANTOS T
JACHLEWSKI M 27 (55) 32	
27 (56) 33	de TOLEDO JG
DASZEK M 28 (57) 33	
JACHLEWSKI M 29 (57) 33	
DASZEK M 30 (58) 33	
30 (59) 34	POZZER A
DASZEK M 31 (60) 34	
BIELECKI K 32 (60) 34	



Future Arena
Arena do Futuro
Halle du futur

SUN 7 AUG 2016
Start Time: 16:40

Handball
Handebol / Handball

Men
Masculino / Hommes

Preliminary Group B
Primeira fase, grupo B / Préliminaires - groupe B



Results

Resultados / Résultats

Match 4

Legend:							
% Efficiency	2Min 2 Minute Suspensions	6m 6-metre Shots	7m 7-metre Shots				
9m 9-metre Shots	BT Breakthroughs	BC Blue Cards	FB Fast Breaks				
G/S Goals/Shots	No. Uniform Number	RC Red Cards	S/S Saves/Shots				
Wing Wing Shots	YC Yellow Cards						



Match Team Statistics

Estatística da partida por equipe / Statistiques du match par équipe

Match 4

POL 32 - 34 BRA

(13 - 16) (19 - 18)

Referees: NACHEVSKI Gjorgji / NIKOLOV Slave (MKD)

POL - Poland

Players		Shots								Offence		Defence		Punishments			TP	
No.	Name	G/S	%	6m	Wing	9m	7m	FB	BT	AS	TO	ST	BS	YC	2Min	RC		BC
1	SZMAL Slawomir																	34:00
3	LIJEWSKI Krzysztof	0/2	0	0/1		0/1				1	1				1			40:16
5	JACHLEWSKI Mateusz	3/4	75	1/1	0/1			2/2		2		2						37:31
6	KRAJEWSKI Przemyslaw	3/4	75	1/1		0/1		1/1	1/1	2	2	1						30:36
8	BIELECKI Karol	7/9	78			4/5	3/4					1						7:43
11	WISNIEWSKI Adam	1/2	50		1/1			0/1		1				1				37:06
13	JURECKI Bartosz	2/2	100	2/2						1								9:01
15	JURECKI Michal	5/10	50	2/4		1/4			2/2	4	4		1					56:09
16	WYSZOMIRSKI Piotr									1		1						21:29
23	SYPRZAK Kamil	1/1	100			1/1				1	1			1				35:01
26	DASZEK Michal	8/8	100		2/2			6/6				1						54:10
35	KUS Mateusz													1	2			22:19
38	GIERAK Lukasz	2/2	100	1/1					1/1		2				2			15:33
45	SZYBA Michal	0/1	0	0/1						4	2							19:06
Bench/Team														1				
Totals		32/45	71	7/11	3/4	6/12	3/4	9/10	4/4	17	13	5	1	4	5			

Goalkeepers		Total Shots		6m Shots		Wing Shots		9m Shots		7m Shots		Fast Breaks		Breakthroughs	
No.	Name	S/S	%	S/S	%	S/S	%	S/S	%	S/S	%	S/S	%	S/S	%
1	SZMAL Slawomir	6/24	25	3/6	50	0/1	0	2/8	25	0/3	0	1/2	50	0/4	0
16	WYSZOMIRSKI Piotr	3/17	18	2/7	29			1/5	20	0/1	0	0/2	0	0/2	0
Totals		9/43	21	5/14	36	0/1	0	3/13	23	0/4	0	1/5	20	0/6	0

Team Shots	Goals	Saves	Missed	Post	Blocked	Total	%
6m Shots	7	2	2			11	64
Wing Shots	3	1				4	75
9m Shots	6	5	1			12	50
7m Shots	3			1	N/A	4	75
Fast Breaks	9	1				10	90
Breakthroughs	4					4	100
Totals	32	9	3	1		45	71

Number of Attacks: 57, Scoring Efficiency: 56%



Match Team Statistics

Estatística da partida por equipe / Statistiques du match par équipe

Match 4

POL 32 - 34 BRA
(13 - 16) (19 - 18)

Referees: NACHEVSKI Gjorgji / NIKOLOV Slave (MKD)

POL - Poland

Shots Distribution

Players

Goals / Shots

1 SZMAL S	3 LIJEWSKI K	5 JACHLEWSKI M	6 KRAJEWSKI P	8 BIELECKI K	11 WISNIEWSKI A	13 JURECKI B
	0/1 0/1	0/1	1/1	1/1 1/1 1/1		1/1
		2/2 1/1	1/1 1/2	1/2	0/1 1/1	1/1

1-Post

15 JURECKI M	16 WYSZOMIRSKI P	23 SYPRZAK K	26 DASZEK M	35 KUS M	38 GIERAK L	45 SZYBA M
1/1 1/2 1/1		1/1	1/1 2/2 2/2			0/1
1/1 1/1			2/2 1/1		1/1 1/1	

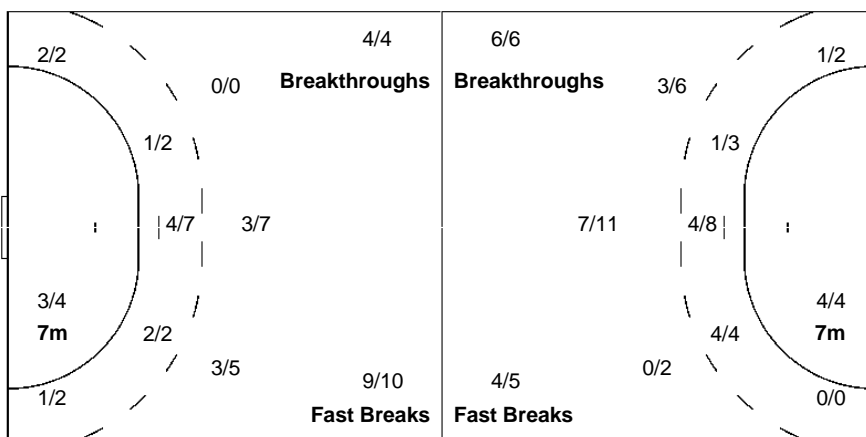
3-Missed

Team
Goals / Shots

4/4	4/5	4/5
2/3	1/4	1/1
7/9	5/5	4/5

3-Missed 1-Post

Offence



Defence

Goalkeepers
Saves / Shots

0/3	1/5	1/7
3/6	1/1	0/1
0/4	3/6	0/10

1 SZMAL S

0/1	1/3	1/3
1/2		0/1
0/2	3/6	0/6

16 WYSZOMIRSKI P

0/2	0/1	0/3
2/4	1/1	
0/2		0/4



Match Team Statistics

Estatística da partida por equipe / Statistiques du match par équipe

Match 4

POL 32 - 34 BRA

(13 - 16) (19 - 18)

Referees: NACHEVSKI Gjorgji / NIKOLOV Slave (MKD)

BRA - Brazil

Players		Shots								Offence		Defence		Punishments			TP	
No.	Name	G/S	%	6m	Wing	9m	7m	FB	BT	AS	TO	ST	BS	YC	2Min	RC		BC
1	dos SANTOS Maik	1/1	100			1/1												18:42
2	TEIXEIRA Henrique	4/4	100	1/1		2/2	1/1				1	1			1			31:26
4	da SILVA Joao	4/4	100			1/1		1/1	2/2	3	3	1						42:29
9	CANDIDO Lucas	1/2	50	0/1				1/1			1							28:35
10	de TOLEDO Jose Guilherme	7/10	70	4/5		0/2		1/1	2/2	2	2	1		1	1			43:10
13	HUBNER Diogo Kent										1							11:55
14	dos SANTOS Thiagus	5/8	63	1/1		3/6			1/1	2		1		1				43:53
17	POZZER Alexandro	3/6	50	3/6						1								24:39
19	CHIUFFA Fabio	3/3	100				3/3											29:56
26	dos SANTOS GUIMARAES Oswaldo	1/2	50			1/2									1			9:24
28	SANTOS Leonardo	2/4	50			1/3		1/1		2								30:39
33	SOARES Andre	1/3	33		1/2			0/1		1				1	1			39:57
37	LANGARO Haniel	1/3	33	0/1		0/1			1/1		1				2			27:36
89	ALMEIDA Cesar Augusto	1/1	100			1/1												37:39
Bench/Team																		
Totals		34/51	67	9/15	1/2	10/19	4/4	4/5	6/6	11	9	4		3	6			

Goalkeepers		Total Shots		6m Shots		Wing Shots		9m Shots		7m Shots		Fast Breaks		Breakthroughs	
No.	Name	S/S	%	S/S	%	S/S	%	S/S	%	S/S	%	S/S	%	S/S	%
1	dos SANTOS Maik	3/14	21	0/3	0	1/1	100	1/5	20			1/5	20		
89	ALMEIDA Cesar Augusto	6/26	23	2/6	33	0/3	0	4/6	67	0/2	0	0/5	0	0/4	0
Totals		9/41	22	2/9	22	1/4	25	5/11	45	0/3	0	1/10	10	0/4	0

Team Shots	Goals	Saves	Missed	Post	Blocked	Total	%
6m Shots	9	5		1		15	60
Wing Shots	1		1			2	50
9m Shots	10	3	1	4	1	19	53
7m Shots	4				N/A	4	100
Fast Breaks	4	1				5	80
Breakthroughs	6					6	100
Totals	34	9	2	5	1	51	67

Number of Attacks: 56, Scoring Efficiency: 61%



Match Team Statistics

Estatística da partida por equipe / Statistiques du match par équipe

Match 4

POL 32 - 34 BRA

(13 - 16) (19 - 18)

Referees: NACHEVSKI Gjorgji / NIKOLOV Slave (MKD)

BRA - Brazil

Shots Distribution

Players

Goals / Shots


1 dos SANTOS M	2 TEIXEIRA H	4 da SILVA J	9 CANDIDO L	10 de TOLEDO JG	13 HUBNER DK	14 dos SANTOS T
1/1	1/1	2/2		2/2		2/2
	1/1			0/1		1/1
	1/1	1/1	1/1	5/5		1/1 0/1 1/1
			1-Post	2-Post		1-Post 1-Blocked

17 POZZER A	19 CHIUFFA F	26 dos SANTOS GUIMAR.	28 SANTOS L	33 SOARES A	37 LANGARO H	89 ALMEIDA CA
1/1	2/2		1/1	0/1	1/1 0/1	
2/3	0/1		0/1			
0/1	1/1	1/1	1/1 0/1	1/1		1/1
		1-Missed		1-Missed	1-Post	

Team
Goals / Shots

3/3	4/5	6/7
3/6	0/1	1/1
4/4	3/6	10/10

2-Missed 5-Post 1-Blocked



Goalkeepers
Saves / Shots

0/4	1/5	1/5
1/3	3/4	0/1
2/9	0/5	1/5

1 dos SANTOS M

0/3	1/3	
0/1	1/1	
1/3	0/2	0/1

89 ALMEIDA CA

0/1	0/2	1/5
1/1	2/3	0/1
1/6	0/3	1/4

Legend:

%	Efficiency	2Min	2 Minute Suspensions	6m	6 metre Shots	7m	7 metre Shots	9m	9 metre Shots
AS	Assists	BS	Blocked Shots	BT	Breakthroughs	BC	Blue Cards	FB	Fast Breaks
G/S	Goals/Shots	N/A	Not Applicable	No.	Uniform Number	RC	Red Cards	S/S	Saves/Shots
ST	Steals	TO	Turnover	TP	Time Played	Wing	Wing Shots	YC	Yellow Cards



Match Report
Relatório da partida / Rapport du match

Team A										Team B																			
A					FRA - France					B					TUN - Tunisia														
played in					in the hall					on					at					Spectators		Match Number							
Rio de Janeiro					Future Arena					SUN 7 AUG 2016					19:50					6,058		5							
Half-time (30')		A		B		End of playing time		A		B		1st extra time		A		B		2nd extra time		A		B		After penalty throws		A		B	
Number of 7m		A		Team time-out				A		B		Full name of players and officials		A		B		Team time-out		B		Number of 7m							
2/7		1		36:42		2		3						1		11:19		2		53:28		3		1/1					
No.	Team A						G	YC	2'	RC	BC	No.	Team B						G	YC	2'	RC	BC						
8	NARCISSE Daniel						1					1	MISSAOUI Makrem																
12	GERARD Vincent						1					4	TOUMI Aymen						2										
13	KARABATIC Nikola						4					6	TEJ Issam						6										
14	MAHE Kentin						5					8	MAAREF Mohamed Jilani								1								
15	GREBILLE Mathieu						1		1			9	BANNOUR Amine						3										
16	OMEYER Thierry											12	MAGGAIZ Marouen																
17	N'GUESSAN Timothy											15	HAJ YOUSSEF Khaled																
19	ABALO Luc						3					21	BOUGHANMI Oussama						1										
20	SORHAINDO Cedric						1	1				22	SAIED Sobhi						1	1									
21	GUIGOU Michael						2					23	HOSNI Oussama						2		2								
22	KARABATIC Luka							1				27	HAMMED Aymen						2		2								
23	FABREGAS Ludovic											31	CHOUIREF Marouan						1	1									
27	DIPANDA Adrien						3	1				39	SOUSSI Mohamed								1								
28	PORTE Valentin						4					42	JALLOUZ Wael						5	1									

Off.A	ONESTA Claude					Off.A	MANAI Ridha	1			
Off.B	DINART Didier					Off.B	ZOUABI Hafedh				
Off.C	SEBASTIEN Pierre					Off.C	SGHIRI Mohamed Ali				
Off.D	MABIRE Jean-Christophe					Off.D	HAMMAMI Naim				

A	Signatures of responsables for the teams (Off.A)										B
TP	Remarks of referees / IHF Official										TP

Referees	Signatures		Signatures	
	GEIPEL L (GER)		HELBIG M (GER)	
Technical Officials	Signatures		Signatures	
	TK: NACHEVSKI D (MKD)		SK: TOSI BRANDI M (ITA)	
IHF Official	Signatures		Signatures	
	JENSEN B (DEN)			

Number of 7m scored/awarded to team A resp. B, goals (G), yellow cards (YC), red cards (RC), blue cards (BC) and team penalty (TP)



Results
Resultados / Résultats

Match 5

FRA 25 - 23 TUN
(16 - 11) (9 - 12)

Referees: GEIPEL L (GER) / HELBIG M (GER)

RUNNING SCORE

FRA - TUN

1st Half

DIPANDA A	1 (1) 0
DIPANDA A	2 (4) 0
PORTE V	2 (5) 1 BANNOUR A
GREBILLE M	3 (6) 1
GREBILLE M	3 (8) 2 HOSNI O
GREBILLE M	4 (8) 2
PORTE V	5 (10) 2
MAHE K	6 (12) 2
MAHE K	7 (14) 2
MAHE K	7 (15) 3 BANNOUR A
MAHE K	7 (16) 4 CHOUIREF M
PORTE V	8 (17) 4
MAHE K	9 (18) 4
MAHE K	9 (18) 5 TEJ I
DIPANDA A	10 (20) 5
GERARD V	11 (21) 5
MAHE K	12 (22) 5
MAHE K	12 (23) 6 TEJ I
ABALO L	13 (24) 6
ABALO L	13 (24) 7 JALLOUZ W
ABALO L	13 (24) 8 HOSNI O
MAHE K	14 (27) 8
ABALO L	15 (28) 8
ABALO L	15 (29) 9 SAIED S
ABALO L	16 (29) 9
ABALO L	16 (29) 10 JALLOUZ W
ABALO L	16 (30) 11 TOUMI A

FRA - France

Players		Shots								Punishments			
No.	Name	G/S	%	6m	Wing	9m	7m	FB	BT	YC	2Min	RC	BC
8	NARCISSE Daniel	1/2	50			1/2							
12	GERARD Vincent	1/1	100					1/1					
13	KARABATIC Nikola	4/6	67	2/2		2/4							
14	MAHE Kentin	5/9	56	1/1	2/4		1/2	1/2					
15	GREBILLE Mathieu	1/6	17			0/5		1/1			1		
16	OMEYER Thierry												
17	N'GUESSAN Timothy												
19	ABALO Luc	3/6	50	0/1	2/2		0/1	1/1	0/1				
20	SORHAINDO Cedric	1/1	100	1/1						1			
21	GUIGOU Michael	2/6	33		1/2		1/3	0/1					
22	KARABATIC Luka	0/1	0	0/1						1			
23	FABREGAS Ludovic												
27	DIPANDA Adrien	3/4	75	2/2		1/1		0/1		1			
28	PORTE Valentin	4/7	57	0/1	2/2		0/1	2/3					
	Bench/Team												
	Totals	25/49	51	6/9	7/10	4/12	2/7	6/10	0/1	3	1		

Goalkeepers		Saves							
No.	Name	S/S	%	6m	Wing	9m	7m	FB	BT
12	GERARD Vincent	9/27	33	0/7	2/3	6/13		1/2	0/2
16	OMEYER Thierry	1/6	17	0/2		1/2	0/1	0/1	
	Totals	10/33	30	0/9	2/3	7/15	0/1	1/3	0/2

TUN - Tunisia

Players		Shots								Punishments			
No.	Name	G/S	%	6m	Wing	9m	7m	FB	BT	YC	2Min	RC	BC
1	MISSAOUI Makrem												
4	TOUMI Aymen	2/3	67	1/1	1/2								
6	TEJ Issam	6/6	100	6/6									
8	MAAREF Mohamed Jilani										1		
9	BANNOUR Amine	3/10	30		0/2	2/7		1/1					
12	MAGGAIZ Marouen												
15	HAJ YOUSSEF Khaled												
21	BOUGHANMI Oussama	1/3	33			0/1	1/1	0/1					
22	SAIED Sobhi	1/3	33					0/1	1/2	1			
23	HOSNI Oussama	2/2	100					1/1	1/1		2		
27	HAMMED Aymen	2/4	50	1/1		1/3					2		
31	CHOUIREF Marouan	1/2	50	1/2						1			
39	SOUSSI Mohamed	0/1	0			0/1					1		
42	JALLOUZ Wael	5/9	56			5/9				1			
	Bench/Team									1			
	Totals	23/43	53	9/10	1/4	8/21	1/1	2/4	2/3	4	6		

Goalkeepers		Saves							
No.	Name	S/S	%	6m	Wing	9m	7m	FB	BT
1	MISSAOUI Makrem								
12	MAGGAIZ Marouen	16/41	39	2/8	2/9	5/9	4/6	2/8	1/1
	Totals	16/41	39	2/8	2/9	5/9	4/6	2/8	1/1

2nd Half

NARCISSE D	16 (31) 12 TEJ I
NARCISSE D	16 (35) 13 HAMMED A
NARCISSE D	17 (39) 13
NARCISSE D	17 (40) 14 TOUMI A
NARCISSE D	17 (41) 15 HAMMED A
PORTE V	18 (42) 15
PORTE V	18 (43) 16 BOUGHANMI O
GUIGOU M	19 (44) 16
GUIGOU M	19 (46) 17 TEJ I
GUIGOU M	19 (48) 18 JALLOUZ W
KARABATIC N	20 (48) 18
KARABATIC N	20 (49) 19 JALLOUZ W
KARABATIC N	21 (49) 19
KARABATIC N	21 (52) 20 BANNOUR A
SORHAINDO C	22 (53) 20
SORHAINDO C	22 (53) 21 JALLOUZ W
GUIGOU M	23 (53) 21
GUIGOU M	23 (54) 22 TEJ I
KARABATIC N	24 (57) 22
KARABATIC N	24 (58) 23 TEJ I
KARABATIC N	25 (59) 23

Legend:

%	Efficiency	2Min	2 Minute Suspensions	6m	6-metre Shots	7m	7-metre Shots
9m	9-metre Shots	BT	Breakthroughs	BC	Blue Cards	FB	Fast Breaks
G/S	Goals/Shots	No.	Uniform Number	RC	Red Cards	S/S	Saves/Shots
Wing	Wing Shots	YC	Yellow Cards				



Match Team Statistics

Estatística da partida por equipe / Statistiques du match par équipe

Match 5

FRA 25 - 23 TUN

(16 - 11) (9 - 12)

Referees: GEIPEL Lars / HELBIG Marcus (GER)

FRA - France

Players		Shots								Offence		Defence		Punishments			TP	
No.	Name	G/S	%	6m	Wing	9m	7m	FB	BT	AS	TO	ST	BS	YC	2Min	RC		BC
8	NARCISSE Daniel	1/2	50			1/2				3								19:22
12	GERARD Vincent	1/1	100					1/1			1							48:33
13	KARABATIC Nikola	4/6	67	2/2		2/4				4	3							43:59
14	MAHE Kentin	5/9	56	1/1	2/4		1/2	1/2		1	1							29:32
15	GREBILLE Mathieu	1/6	17			0/5		1/1		2	1				1			21:30
16	OMEYER Thierry																	10:48
17	N'GUESSAN Timothy																	0:00
19	ABALO Luc	3/6	50	0/1	2/2		0/1	1/1	0/1	1								41:40
20	SORHAINDO Cedric	1/1	100	1/1								1	1					32:42
21	GUIGOU Michael	2/6	33		1/2		1/3	0/1			1							30:28
22	KARABATIC Luka	0/1	0	0/1						1	1		2	1				50:26
23	FABREGAS Ludovic										1							13:18
27	DIPANDA Adrien	3/4	75	2/2		1/1		0/1		1				1				31:27
28	PORTE Valentin	4/7	57	0/1	2/2		0/1	2/3		3	1	1	1					46:15
Bench/Team																		
Totals		25/49	51	6/9	7/10	4/12	2/7	6/10	0/1	16	10	1	4	3	1			

Goalkeepers		Total Shots		6m Shots		Wing Shots		9m Shots		7m Shots		Fast Breaks		Breakthroughs	
No.	Name	S/S	%	S/S	%	S/S	%	S/S	%	S/S	%	S/S	%	S/S	%
12	GERARD Vincent	9/27	33	0/7	0	2/3	67	6/13	46			1/2	50	0/2	0
16	OMEYER Thierry	1/6	17	0/2	0			1/2	50	0/1	0	0/1	0		
Totals		10/33	30	0/9	0	2/3	67	7/15	47	0/1	0	1/3	33	0/2	0

Team Shots	Goals	Saves	Missed	Post	Blocked	Total	%
6m Shots	6	2		1		9	67
Wing Shots	7	2	1			10	70
9m Shots	4	5	3			12	33
7m Shots	2	4		1	N/A	7	29
Fast Breaks	6	2	1	1		10	60
Breakthroughs		1				1	0
Totals	25	16	5	3		49	51

Number of Attacks: 55, Scoring Efficiency: 45%



Match Team Statistics

Estatística da partida por equipe / Statistiques du match par équipe

Match 5

FRA 25 - 23 TUN

(16 - 11) (9 - 12)

Referees: GEIPEL Lars / HELBIG Marcus (GER)

FRA - France

Shots Distribution

Players

Goals / Shots

8 NARCISSE D	12 GERARD V	13 KARABATIC N	14 MAHE K	15 GREBILLE M	16 OMEYER T	17 N'GUESSAN T
	1/1	2/3	1/1	0/1		
1/1		0/1	1/1	0/2		
		1/1	2/3	1/1		

1-Missed

1-Missed

2-Missed

19 ABALO L	20 SORHAINDO C	21 GUIGOU M	22 KARABATIC L	23 FABREGAS L	27 DIPANDA A	28 PORTE V
		1/2	1/1	0/1	0/1	1/1
	1/1				1/1	
1/2	1/1	0/1			1/1	1/1

1-Missed 1-Post

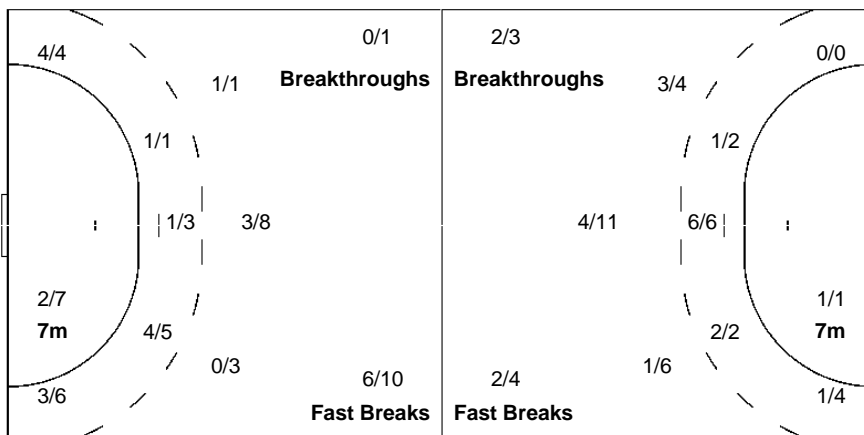
2-Post

Team
Goals / Shots

2/6	5/6	2/2
1/4		3/6
4/6	3/5	5/6

5-Missed 3-Post

Offence



Defence

Goalkeepers
Saves / Shots

0/3	1/1	2/5
1/2		1/3
4/12	1/3	0/4

12 GERARD V

0/3	1/1	2/5
1/2		1/3
3/9	1/3	0/1

16 OMEYER T

1/3		0/3



Match Team Statistics

Estatística da partida por equipe / Statistiques du match par équipe

Match 5

FRA 25 - 23 TUN

(16 - 11) (9 - 12)

Referees: GEIPEL Lars / HELBIG Marcus (GER)

TUN - Tunisia

Players		Shots								Offence		Defence		Punishments			TP	
No.	Name	G/S	%	6m	Wing	9m	7m	FB	BT	AS	TO	ST	BS	YC	2Min	RC		BC
1	MISSAOUI Makrem																	0:00
4	TOUMI Aymen	2/3	67	1/1	1/2													19:30
6	TEJ Issam	6/6	100	6/6						1	2							60:00
8	MAAREF Mohamed Jilani															1		11:37
9	BANNOUR Amine	3/10	30		0/2	2/7		1/1			3							22:24
12	MAGGAIZ Marouen																	57:14
15	HAY YOUSSEF Khaled																	18:17
21	BOUGHANMI Oussama	1/3	33			0/1	1/1	0/1		1	1	1						34:51
22	SAIED Sobhi	1/3	33					0/1	1/2	3	1			1				34:36
23	HOSNI Oussama	2/2	100					1/1	1/1		1	1			2			40:59
27	HAMMED Aymen	2/4	50	1/1		1/3				2	1				2			42:32
31	CHOUIREF Marouan	1/2	50	1/2										1				12:29
39	SOUSSI Mohamed	0/1	0			0/1					1	1			1			21:44
42	JALLOUZ Wael	5/9	56			5/9				3	2			1				43:47
Bench/Team														1				
Totals		23/43	53	9/10	1/4	8/21	1/1	2/4	2/3	10	12	3		4	6			

Goalkeepers		Total Shots		6m Shots		Wing Shots		9m Shots		7m Shots		Fast Breaks		Breakthroughs	
No.	Name	S/S	%	S/S	%	S/S	%	S/S	%	S/S	%	S/S	%	S/S	%
1	MISSAOUI Makrem														
12	MAGGAIZ Marouen	16/41	39	2/8	25	2/9	22	5/9	56	4/6	67	2/8	25	1/1	100
Totals		16/41	39	2/8	25	2/9	22	5/9	56	4/6	67	2/8	25	1/1	100

Team Shots	Goals	Saves	Missed	Post	Blocked	Total	%
6m Shots	9		1			10	90
Wing Shots	1	2	1			4	25
9m Shots	8	7	2		4	21	38
7m Shots	1				N/A	1	100
Fast Breaks	2	1	1			4	50
Breakthroughs	2		1			3	67
Totals	23	10	6		4	43	53

Number of Attacks: 53, Scoring Efficiency: 43%



Match Team Statistics

Estatística da partida por equipe / Statistiques du match par équipe

Match 5

FRA 25 - 23 TUN

(16 - 11) (9 - 12)

Referees: GEIPEL Lars / HELBIG Marcus (GER)

TUN - Tunisia

Shots Distribution

Players

Goals / Shots

1 MISSAOUI M	4 TOUMI A	6 TEJ I	8 MAAREF MJ	9 BANNOUR A	12 MAGGAIZ M	15 HAJ YOUSSEF K
		1/1		1/1 0/1 0/2		
		1/1		0/1		
	0/1	3/3	2/2	2/2		

2-Missed 1-Blocked

21 BOUGHANMI O	22 SAIED S	23 HOSNI O	27 HAMMED A	31 CHOUIREF M	39 SOUSSI M	42 JALLOUZ W
	1/1		1/1			1/1
						1/2
1/2		1/1 1/1	0/1 1/1	1/1		1/3 1/1

1-Blocked 2-Missed

1-Blocked 1-Missed


1-Missed

1-Blocked

Team
Goals / Shots

3/3	0/1	3/5
1/2		2/3
8/12	2/3	4/4

6-Missed 4-Blocked



Goalkeepers
Saves / Shots

4/6	1/6	0/2
3/4		3/6
2/6	2/5	1/6

1 MISSAOUI M

12 MAGGAIZ M

4/6	1/6	0/2
3/4		3/6
2/6	2/5	1/6

Legend:

% Efficiency	2Min 2 Minute Suspensions	6m 6 metre Shots	7m 7 metre Shots	9m 9 metre Shots
AS Assists	BS Blocked Shots	BT Breakthroughs	BC Blue Cards	FB Fast Breaks
G/S Goals/Shots	N/A Not Applicable	No. Uniform Number	RC Red Cards	S/S Saves/Shots
ST Steals	TO Turnover	TP Time Played	Wing Wing Shots	YC Yellow Cards



Match Report
Relatório da partida / Rapport du match

Team A										Team B																									
A					SLO - Slovenia					B					EGY - Egypt																				
played in					in the hall					on					at					Spectators		Match Number													
Rio de Janeiro					Future Arena					SUN 7 AUG 2016					21:50					6,497		6													
Half-time (30')		A		B		End of playing time		A		B		1st extra time		A		B		2nd extra time		A		B		After penalty throws		A		B							
Number of 7m		A		Team time-out						Full name of players and officials										Team time-out						B		Number of 7m							
5/8		1		13:42		2		48:58		3		59:17								1		17:41		2		40:45		3		59:55		2/4			
No.	Team A						G	YC	2'	RC	BC	No.	Team B						G	YC	2'	RC	BC												
1	SKOK Matevz											3	ABOUEBAID Mamdouh Taha						3		2														
3	BLAGOTINSEK Blaz						2		1			8	RAMADAN Mohamed Ibrahim						2			1													
5	HENIGMAN Nik											9	EISSA Eslam						4	1	1														
7	KAVTICNIK Vid						4					15	AMER Mohamed																						
8	JANC Blaz						8					19	ELBASSIOUNY Mohamed Hesham						3																
11	DOLENEC Jure						1		1			20	HASHEM Mohamed Alaa																						
12	SKOF Gorazd											24	ELMASRY Ibrahim							1	2														
13	CINGESAR Darko						1	1	3			39	ELDERAA Yehia						1																
15	POTEKO Vid								2			66	ELAHMAR Ahmed						7																
22	GABER Matej						2	1	1			72	KHALIL Mahmoud																						
23	ZORMAN Uros											88	HENDAWY Karim																						
25	BEZJAK Marko						7		1			89	SHEBIB Mohamed Mamdouh						3																
31	RAZGOR Simon						2					90	MOHAMED Ali Zein						2																
44	BOMBAC Dean											91	SANAD Mohammad						1	1															

Off.A	MOHORIC Uros					Off.A	ELSHERBINY Omar				
Off.B	VUJOVIC Veselin	1				Off.B	RAGAB Marwan	1			
Off.C	SERBEC Uros					Off.C	BAKIR Mohamed				
Off.D	RANT ROOS Zan					Off.D	HASSAN Kareem				

A	Signatures of responsables for the teams (Off.A)		B
TP	Remarks of referees / IHF Official		TP

Referees	Signatures		Signatures	
	PALSSON A (ISL)		ELIASSON J (ISL)	
Technical Officials				
	TK: HUELIN T (ESP)		SK: ALMARZOOQI O (UAE)	
IHF Official				
	OIE SO (NOR)			

Number of 7m scored/awarded to team A resp. B, goals (G), yellow cards (YC), red cards (RC), blue cards (BC) and team penalty (TP)



Results
Resultados / Résultats

Match 6

SLO 27 - 26 EGY
(15 - 15) (12 - 11)

Referees: PALSSON A (ISL) / ELIASSON J (ISL)

SLO - Slovenia

Players		Shots								Punishments			
No.	Name	G/S	%	6m	Wing	9m	7m	FB	BT	YC	2Min	RC	BC
1	SKOK Matevz												
3	BLAGOTINSEK Blaz	2/2	100	2/2							1		
5	HENIGMAN Nik												
7	KAVTICNIK Vid	4/6	67			0/1	4/5						
8	JANC Blaz	8/8	100		6/6			2/2					
11	DOLENEC Jure	1/2	50			0/1	1/1				1		
12	SKOF Gorazd												
13	CINGESAR Darko	1/1	100		1/1					1	3		
15	POTEKO Vid										2		
22	GABER Matej	2/3	67	2/3						1	1		
23	ZORMAN Uros	0/1	0					0/1					
25	BEZJAK Marko	7/10	70	4/6			0/1		3/3		1		
31	RAZGOR Simon	2/3	67		2/3								
44	BOMBAC Dean	0/1	0				0/1						
Bench/Team										1			
Totals		27/37	73	8/11	9/10	0/2	5/8	2/3	3/3	3	9		

Goalkeepers		Saves							
No.	Name	S/S	%	6m	Wing	9m	7m	FB	BT
1	SKOK Matevz	5/20	25	1/8	2/3	1/4	1/1	0/3	0/1
12	SKOF Gorazd	1/11	9	1/3	0/1	0/2	0/2	0/1	0/2
Totals		6/32	19	2/11	2/4	1/6	1/3	0/5	0/3

EGY - Egypt

Players		Shots								Punishments			
No.	Name	G/S	%	6m	Wing	9m	7m	FB	BT	YC	2Min	RC	BC
3	ABOUEBAID Mamdouh Taha	3/3	100		2/2			1/1			2		
8	RAMADAN Mohamed Ibrahim	2/2	100	2/2								1	
9	EISSA Eslam	4/5	80			2/2	0/1	1/1	1/1	1	1		
15	AMER Mohamed												
19	ELBASSIOUNY Mohamed Hesham	3/4	75	3/4									
20	HASHEM Mohamed Alaa												
24	ELMASRY Ibrahim									1	2		
39	ELDERAA Yehia	1/2	50	1/1	0/1								
66	ELAHMAR Ahmed	7/9	78	0/1	0/1	2/2	2/2	1/1	2/2				
72	KHALIL Mahmoud												
88	HENDAWY Karim												
89	SHEBIB Mohamed Mamdouh	3/5	60	2/4				1/1					
90	MOHAMED Ali Zein	2/4	50	1/1		1/2	0/1						
91	SANAD Mohammad	1/2	50		0/1			1/1		1			
Bench/Team										1			
Totals		26/36	72	9/13	2/5	5/6	2/4	5/5	3/3	4	5	1	

Goalkeepers		Saves							
No.	Name	S/S	%	6m	Wing	9m	7m	FB	BT
72	KHALIL Mahmoud	1/6	17	0/2		1/1	0/3		
88	HENDAWY Karim	8/30	27	3/9	1/10		3/5	1/3	0/3
Totals		9/36	25	3/11	1/10	1/1	3/8	1/3	0/3

RUNNING SCORE
SLO - EGY

1st Half

CINGESAR D	1 (1) 0	
	1 (3) 1	EISSA E
	1 (3) 2	ELAHMAR A
JANC B	2 (5) 2	
	2 (6) 3	ELAHMAR A
	2 (7) 4	ELAHMAR A
JANC B	3 (8) 4	
DOLENEC J	4 (9) 4	
	4 (10) 5	SHEBIB M
BEZJAK M	5 (11) 5	
	5 (11) 6	ELDERAA Y
BEZJAK M	6 (11) 6	
	6 (13) 7	SHEBIB M
	6 (14) 8	SANAD M
BEZJAK M	7 (15) 8	
	7 (15) 9	ELAHMAR A
GABER M	8 (16) 9	
BLAGOTINSEK B	9 (18) 9	
BEZJAK M	10 (20) 9	
	10 (21) 10	ELAHMAR A
	10 (22) 11	ABOUEBAID M
	10 (24) 12	ABOUEBAID M
GABER M	11 (24) 12	
	11 (25) 13	RAMADAN M
RAZGOR S	12 (26) 13	
	12 (26) 14	RAMADAN M
BEZJAK M	13 (27) 14	
	13 (28) 15	ABOUEBAID M
RAZGOR S	14 (29) 15	
JANC B	15 (30) 15	

2nd Half

	15 (32) 16	EISSA E
KAVTICNIK V	16 (32) 16	
	16 (34) 17	ELAHMAR A
	16 (36) 18	EISSA E
	16 (37) 19	EISSA E
KAVTICNIK V	17 (39) 19	
JANC B	18 (40) 19	
JANC B	19 (41) 19	
BEZJAK M	20 (43) 19	
JANC B	21 (45) 19	
	21 (45) 20	MOHAMED A
BEZJAK M	22 (46) 20	
KAVTICNIK V	23 (47) 20	
	23 (49) 21	MOHAMED A
	23 (53) 22	SHEBIB M
KAVTICNIK V	24 (53) 22	
	24 (56) 23	ELBASSIOUNY M
BLAGOTINSEK B	25 (56) 23	
	25 (57) 24	ELAHMAR A
JANC B	26 (57) 24	
	26 (58) 25	ELBASSIOUNY M
	26 (59) 26	ELBASSIOUNY M
JANC B	27 (60) 26	

Legend:

%	Efficiency	2Min	2 Minute Suspensions	6m	6-metre Shots	7m	7-metre Shots
9m	9-metre Shots	BT	Breakthroughs	BC	Blue Cards	FB	Fast Breaks
G/S	Goals/Shots	No.	Uniform Number	RC	Red Cards	S/S	Saves/Shots
Wing	Wing Shots	YC	Yellow Cards				



Match Team Statistics

Estatística da partida por equipe / Statistiques du match par équipe

Match 6

SLO 27 - 26 EGY

(15 - 15) (12 - 11)

Referees: PALSSON Anton / ELIASSON Jonas (ISL)

SLO - Slovenia

Players		Shots								Offence		Defence		Punishments			TP	
No.	Name	G/S	%	6m	Wing	9m	7m	FB	BT	AS	TO	ST	BS	YC	2Min	RC		BC
1	SKOK Matevz																	33:24
3	BLAGOTINSEK Blaz	2/2	100	2/2											1			20:08
5	HENIGMAN Nik																	0:00
7	KAVTICNIK Vid	4/6	67			0/1	4/5			1	3							30:37
8	JANC Blaz	8/8	100		6/6			2/2		1	1							58:11
11	DOLENEC Jure	1/2	50			0/1	1/1			4	1				1			29:25
12	SKOF Gorazd																	19:28
13	CINGESAR Darko	1/1	100		1/1									1	3			34:29
15	POTEKO Vid														2			19:53
22	GABER Matej	2/3	67	2/3						2	3	1	1	1	1			49:17
23	ZORMAN Uros	0/1	0					0/1		4	3							48:57
25	BEZJAK Marko	7/10	70	4/6			0/1		3/3	4					1			36:49
31	RAZGOR Simon	2/3	67		2/3						1							31:07
44	BOMBAC Dean	0/1	0				0/1				2	1						8:15
Bench/Team														1				
Totals		27/37	73	8/11	9/10	0/2	5/8	2/3	3/3	16	14	2	1	3	9			

Goalkeepers		Total Shots		6m Shots		Wing Shots		9m Shots		7m Shots		Fast Breaks		Breakthroughs	
No.	Name	S/S	%	S/S	%	S/S	%	S/S	%	S/S	%	S/S	%	S/S	%
1	SKOK Matevz	5/20	25	1/8	13	2/3	67	1/4	25	1/1	100	0/3	0	0/1	0
12	SKOF Gorazd	1/11	9	1/3	33	0/1	0	0/2	0	0/2	0	0/1	0	0/2	0
Totals		6/32	19	2/11	18	2/4	50	1/6	17	1/3	33	0/5	0	0/3	0

Team Shots	Goals	Saves	Missed	Post	Blocked	Total	%
6m Shots	8	3				11	73
Wing Shots	9	1				10	90
9m Shots		1			1	2	0
7m Shots	5	3			N/A	8	63
Fast Breaks	2	1				3	67
Breakthroughs	3					3	100
Totals	27	9			1	37	73

Number of Attacks: 46, Scoring Efficiency: 59%



Match Team Statistics

Estatística da partida por equipe / Statistiques du match par équipe

Match 6

SLO 27 - 26 EGY

(15 - 15) (12 - 11)

Referees: PALSSON Anton / ELIASSON Jonas (ISL)

SLO - Slovenia

Shots Distribution

Players

Goals / Shots

1 SKOK M	3 BLAGOTINSEK B	5 HENIGMAN N	7 KAVTICNIK V	8 JANC B	11 DOLENEC J	12 SKOF G
			1/1	1/1		
		1/1	0/1		1/1	
	1/1		2/2	1/1	2/2	3/3
					1/2	

1-Blocked

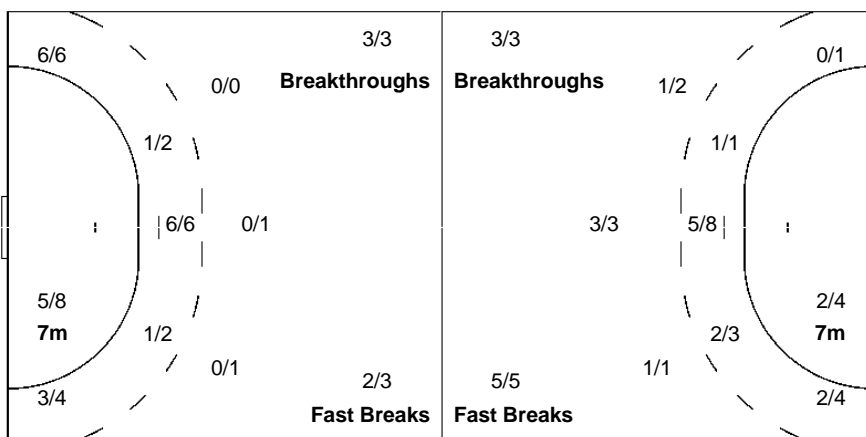
13 CINGESAR D	15 POTEKO V	22 GABER M	23 ZORMAN U	25 BEZJAK M	31 RAZGOR S	44 BOMBAC D
		1/1	0/1			
				0/1		
1/1		1/1		2/3	3/3	1/2
					1/1	0/1

Team
Goals / Shots

2/2	1/3	2/2
1/2	0/1	3/6
8/10	7/7	3/3

1-Blocked

Offence



Defence

Goalkeepers
Saves / Shots

0/3	3/3	0/2
0/1	1/1	1/5
0/5	0/4	1/8

1 SKOK M

0/1	3/3	0/1
	1/1	0/4
0/2	0/2	1/6

12 SKOF G

0/2		0/1
0/1		1/1
0/2	0/2	0/2



Match Team Statistics

Estatística da partida por equipe / Statistiques du match par équipe

Match 6

SLO 27 - 26 EGY

(15 - 15) (12 - 11)

Referees: PALSSON Anton / ELIASSON Jonas (ISL)

EGY - Egypt

Players		Shots								Offence		Defence		Punishments			TP	
No.	Name	G/S	%	6m	Wing	9m	7m	FB	BT	AS	TO	ST	BS	YC	2Min	RC		BC
3	ABOUEBAID Mamdouh Taha	3/3	100		2/2			1/1							2			29:14
8	RAMADAN Mohamed Ibrahim	2/2	100	2/2						1						1		12:03
9	EISSA Eslam	4/5	80			2/2	0/1	1/1	1/1		2			1	1			28:07
15	AMER Mohamed																	0:00
19	ELBASSIOUNY Mohamed Hesham	3/4	75	3/4							3							22:58
20	HASHEM Mohamed Alaa																	53:25
24	ELMASRY Ibrahim												1	1	2			35:46
39	ELDERAA Yehia	1/2	50	1/1	0/1					3								26:58
66	ELAHMAR Ahmed	7/9	78	0/1	0/1	2/2	2/2	1/1	2/2	3	2	1						55:28
72	KHALIL Mahmoud																	11:24
88	HENDAWY Karim																	48:31
89	SHEBIB Mohamed Mamdouh	3/5	60	2/4				1/1		1	1							29:37
90	MOHAMED Ali Zein	2/4	50	1/1		1/2	0/1			3	2	1						36:01
91	SANAD Mohammad	1/2	50		0/1			1/1		1				1				30:28
Bench/Team											1			1				
Totals		26/36	72	9/13	2/5	5/6	2/4	5/5	3/3	12	11	2	1	4	5	1		

Goalkeepers		Total Shots		6m Shots		Wing Shots		9m Shots		7m Shots		Fast Breaks		Breakthroughs	
No.	Name	S/S	%	S/S	%	S/S	%	S/S	%	S/S	%	S/S	%	S/S	%
72	KHALIL Mahmoud	1/6	17	0/2	0			1/1	100	0/3	0				
88	HENDAWY Karim	8/30	27	3/9	33	1/10	10			3/5	60	1/3	33	0/3	0
Totals		9/36	25	3/11	27	1/10	10	1/1	100	3/8	38	1/3	33	0/3	0

Team Shots	Goals	Saves	Missed	Post	Blocked	Total	%
6m Shots	9	2	1		1	13	69
Wing Shots	2	2		1		5	40
9m Shots	5	1				6	83
7m Shots	2	1		1	N/A	4	50
Fast Breaks	5					5	100
Breakthroughs	3					3	100
Totals	26	6	1	2	1	36	72

Number of Attacks: 47, Scoring Efficiency: 55%



Match Team Statistics

Estatística da partida por equipe / Statistiques du match par équipe

Match 6

SLO 27 - 26 EGY
(15 - 15) (12 - 11)

Referees: PALSSON Anton / ELIASSON Jonas (ISL)

EGY - Egypt

Shots Distribution

Players

Goals / Shots

3 ABOUEBAID M	8 RAMADAN M	9 EISSA E	15 AMER M	19 ELBASSIOUNY M	20 HASHEM M	24 ELMASRY I
2/2						
		1/1				
		1/1		1/1		
	1/1	1/1				
		1/1		1/1	1/1	

1-Post

1-Blocked

39 ELDERAA Y	66 ELAHMAR A	72 KHALIL M	88 HENDAWY K	89 SHEBIB M	90 MOHAMED A	91 SANAD M
				1/1	0/1	
				1/1		0/1
	0/1	2/2			0/2	
	1/1	2/2			1/1	1/1
				1/1		1/1

1-Missed

1-Post

Team


Goals / Shots

3/3	0/3	2/2
1/1	0/1	4/5
5/5	4/4	7/8

1-Missed 2-Post 1-Blocked

Offence

Defence



Goalkeepers

Saves / Shots

0/2	2/3	0/2
1/2	1/1	3/6
2/10	0/7	0/3

72 KHALIL M

1/5	0/1	

88 HENDAWY K

0/2	2/3	0/2
1/2	1/1	3/6
1/5	0/6	0/3

Legend:	% Efficiency	2Min 2 Minute Suspensions	6m 6 metre Shots	7m 7 metre Shots	9m 9 metre Shots
AS Assists	BS Blocked Shots	BT Breakthroughs	BC Blue Cards	FB Fast Breaks	S/S Saves/Shots
G/S Goals/Shots	N/A Not Applicable	No. Uniform Number	RC Red Cards	S/S Saves/Shots	YC Yellow Cards
ST Steals	TO Turnover	TP Time Played	Wing Wing Shots		



Match Report

Relatório da partida / Rapport du match

Team A										Team B																						
A					QAT - Qatar					B					FRA - France																	
played in					in the hall					on					at					Spectators		Match Number										
Rio de Janeiro					Future Arena					TUE 9 AUG 2016					09:30					4,799		7										
Half-time (30')		A		B		End of playing time			A		B		1st extra time			A		B		2nd extra time			A		B		After penalty throws		A		B	
		13		16					20		35																					
Number of 7m		A		Team time-out			Full name of players and officials										Team time-out			B		Number of 7m										
		2/2		1 18:44 2 3													1 2 3			2/2												
No.	Team A					G	YC	2'	RC	BC	No.	Team B					G	YC	2'	RC	BC											
1	MARKOVIC Zarko					4		1			8	NARCISSE Daniel					3															
4	MABROUK Hassan							2			12	GERARD Vincent																				
5	BAGARIC Marko					4					13	KARABATIC Nikola					5															
7	ROINE Bertrand										14	MAHE Kentin					1															
9	CAPOTE Rafael					4					15	GREBILLE Mathieu					5	1														
11	MURAD Abdulrazzaq					2					16	OMEYER Thierry																				
12	SARIC Danijel										17	N'GUESSAN Timothy																				
13	MEMISEVIC Eldar					1					19	ABALO Luc					7															
14	ALRAYES Bassel					1	1				20	SORHAINDO Cedric					4	1														
15	MEGDICH Nasreddine					1					21	GUIGOU Michael					4		1													
16	STOJANOVIC Goran										22	KARABATIC Luka					2	1	1													
19	FERNANDEZ Borja					1					23	FABREGAS Ludovic							1													
25	MALLASH Kamal Aldin					1		1			27	DIPANDA Adrien					2															
94	ZAKKAR Ameen					1					28	PORTE Valentin					2															

Off.A	ALHAIL Yousuf					Off.A	ONESTA Claude				
Off.B	RIVERA Valero		1			Off.B	DINART Didier				
Off.C	ARCAS Ricardo					Off.C	SEBASTIEN Pierre				
Off.D	GUTIERREZ Jose Antonio					Off.D	MABIRE Jean-Christophe				

A	Signatures of responsables for the teams (Off.A)		B
TP	Remarks of referees / IHF Official		TP

Referees	Signatures		Signatures	
	HORACEK V (CZE)		NOVOTNY J (CZE)	
Technical Officials				
	TK: NACHEVSKI D (MKD)		SK: ALMARZOOQI O (UAE)	
IHF Official				
	GALLEGO R (ESP)			

Number of 7m scored/awarded to team A resp. B, goals (G), yellow cards (YC), red cards (RC), blue cards (BC) and team penalty (TP)



Results
Resultados / Résultats

Match 7

QAT 20 - 35 FRA
(13 - 16) (7 - 19)

Referees: HORACEK V (CZE) / NOVOTNY J (CZE)

QAT - Qatar

Players		Shots								Punishments			
No.	Name	G/S	%	6m	Wing	9m	7m	FB	BT	YC	2Min	RC	BC
1	MARKOVIC Zarko	4/12	33	0/1	0/1	3/9	1/1				1		
4	MABROUK Hassan										2		
5	BAGARIC Marko	4/11	36	0/1	0/1	4/8			0/1				
7	ROINE Bertrand												
9	CAPOTE Rafael	4/8	50			4/8							
11	MURAD Abdulrazzaq	2/2	100		2/2								
12	SARIC Danijel												
13	MEMISEVIC Eldar	1/2	50			0/1			1/1				
14	ALRAYES Bassel	1/1	100	1/1						1			
15	MEGDICH Nasreddine	1/3	33	0/1		0/1	1/1						
16	STOJANOVIC Goran												
19	FERNANDEZ Borja	1/1	100	1/1									
25	MALLASH Kamal Aldin	1/4	25	0/2					1/2		1		
94	ZAKKAR Ameen	1/3	33			1/3							
Bench/Team										1			
Totals		20/47	43	2/7	2/4	12/30	2/2		2/4	2	4		

Goalkeepers		Saves							
No.	Name	S/S	%	6m	Wing	9m	7m	FB	BT
12	SARIC Danijel	6/22	27	0/2	2/3	2/7	0/2	2/6	0/2
16	STOJANOVIC Goran	2/21	10	1/5	0/4	0/2		1/6	0/4
Totals		8/43	19	1/7	2/7	2/9	0/2	3/12	0/6

FRA - France

Players		Shots								Punishments			
No.	Name	G/S	%	6m	Wing	9m	7m	FB	BT	YC	2Min	RC	BC
8	NARCISSE Daniel	3/3	100			2/2			1/1				
12	GERARD Vincent												
13	KARABATIC Nikola	5/5	100			1/1		2/2	2/2				
14	MAHE Kentin	1/2	50		1/2								
15	GREBILLE Mathieu	5/8	63	0/1		3/5			2/2	1			
16	OMEYER Thierry												
17	N'GUESSAN Timothy												
19	ABALO Luc	7/11	64		4/6			3/5					
20	SORHAINDO Cedric	4/5	80	3/4				1/1		1			
21	GUIGOU Michael	4/5	80				2/2	2/3			1		
22	KARABATIC Luka	2/2	100	1/1				1/1		1	1		
23	FABREGAS Ludovic										1		
27	DIPANDA Adrien	2/2	100	2/2									
28	PORTE Valentin	2/5	40			1/3		0/1	1/1				
Bench/Team													
Totals		35/48	73	6/8	5/8	7/11	2/2	9/13	6/6	3	3		

Goalkeepers		Saves							
No.	Name	S/S	%	6m	Wing	9m	7m	FB	BT
12	GERARD Vincent	2/5	40	0/1		2/3	0/1		
16	OMEYER Thierry	12/29	41	4/5	2/4	5/16	0/1		1/3
Totals		14/34	41	4/6	2/4	7/19	0/2		1/3

RUNNING SCORE
QAT - FRA

1st Half

0 (1) 1	SORHAINDO C
1 (2) 1	
1 (4) 2	GREBILLE M
2 (4) 2	MALLASH KA
3 (6) 2	ALRAYES B
3 (8) 3	KARABATIC N
4 (8) 3	MARKOVIC Z
4 (9) 4	SORHAINDO C
4 (10) 5	KARABATIC L
4 (11) 6	GUIGOU M
5 (12) 6	MARKOVIC Z
6 (13) 6	CAPOTE R
6 (14) 7	PORTE V
6 (14) 8	ABALO L
7 (15) 8	CAPOTE R
7 (16) 9	GUIGOU M
8 (16) 9	BAGARIC M
8 (18) 10	GREBILLE M
8 (19) 11	GREBILLE M
9 (20) 11	CAPOTE R
9 (21) 12	KARABATIC N
10 (22) 12	MURAD A
10 (24) 13	GREBILLE M
11 (25) 13	MARKOVIC Z
12 (27) 13	MURAD A
12 (28) 14	GUIGOU M
12 (29) 15	KARABATIC N
13 (30) 15	BAGARIC M
13 (30) 16	ABALO L

2nd Half

13 (31) 17	GUIGOU M
14 (32) 17	CAPOTE R
14 (32) 18	ABALO L
15 (32) 18	MEMISEVIC E
15 (33) 19	NARCISSE D
15 (36) 20	SORHAINDO C
15 (37) 21	KARABATIC N
15 (38) 22	SORHAINDO C
16 (41) 22	BAGARIC M
16 (41) 23	ABALO L
16 (42) 24	KARABATIC N
16 (43) 25	ABALO L
16 (45) 26	PORTE V
16 (46) 27	ABALO L
16 (47) 28	NARCISSE D
17 (48) 28	ZAKKAR A
17 (49) 29	ABALO L
17 (53) 30	MAHE K
17 (54) 31	KARABATIC L
18 (56) 31	FERNANDEZ B
18 (56) 32	NARCISSE D
19 (57) 32	BAGARIC M
19 (57) 33	DIPANDA A
20 (59) 33	MEGDICH N
20 (59) 34	GREBILLE M
20 (60) 35	DIPANDA A

Legend:	% Efficiency	2Min 2 Minute Suspensions	6m 6-metre Shots	7m 7-metre Shots
9m 9-metre Shots	BT Breakthroughs	BC Blue Cards	FB Fast Breaks	
G/S Goals/Shots	No. Uniform Number	RC Red Cards	S/S Saves/Shots	
Wing Wing Shots	YC Yellow Cards			



Match Team Statistics

Estatística da partida por equipe / Statistiques du match par équipe

Match 7

QAT 20 - 35 FRA

(13 - 16) (7 - 19)

Referees: HORACEK Vaclav / NOVOTNY Jiri (CZE)

QAT - Qatar

Players		Shots								Offence		Defence		Punishments			TP	
No.	Name	G/S	%	6m	Wing	9m	7m	FB	BT	AS	TO	ST	BS	YC	2Min	RC		BC
1	MARKOVIC Zarko	4/12	33	0/1	0/1	3/9	1/1				2				1			30:26
4	MABROUK Hassan														2			24:39
5	BAGARIC Marko	4/11	36	0/1	0/1	4/8			0/1		2							45:32
7	ROINE Bertrand																	0:00
9	CAPOTE Rafael	4/8	50			4/8				2								42:07
11	MURAD Abdulrazzaq	2/2	100		2/2													43:30
12	SARIC Danijel																	27:06
13	MEMISEVIC Eldar	1/2	50			0/1			1/1	1	1							49:19
14	ALRAYES Bassel	1/1	100	1/1										1				24:19
15	MEGDICH Nasreddine	1/3	33	0/1		0/1	1/1											31:13
16	STOJANOVIC Goran																	29:35
19	FERNANDEZ Borja	1/1	100	1/1							1							24:10
25	MALLASH Kamal Aldin	1/4	25	0/2					1/2	1	1				1			27:23
94	ZAKKAR Ameen	1/3	33			1/3				1	2							20:41
Bench/Team														1				
Totals		20/47	43	2/7	2/4	12/30	2/2		2/4	5	9			2	4			

Goalkeepers		Total Shots		6m Shots		Wing Shots		9m Shots		7m Shots		Fast Breaks		Breakthroughs	
No.	Name	S/S	%	S/S	%	S/S	%	S/S	%	S/S	%	S/S	%	S/S	%
12	SARIC Danijel	6/22	27	0/2	0	2/3	67	2/7	29	0/2	0	2/6	33	0/2	0
16	STOJANOVIC Goran	2/21	10	1/5	20	0/4	0	0/2	0			1/6	17	0/4	0
Totals		8/43	19	1/7	14	2/7	29	2/9	22	0/2	0	3/12	25	0/6	0

Team Shots	Goals	Saves	Missed	Post	Blocked	Total	%
6m Shots	2	4	1			7	29
Wing Shots	2	2				4	50
9m Shots	12	7	7	1	3	30	40
7m Shots	2				N/A	2	100
Fast Breaks							
Breakthroughs	2	1		1		4	50
Totals	20	14	8	2	3	47	43

Number of Attacks: 51, Scoring Efficiency: 39%



Match Team Statistics

Estatística da partida por equipe / Statistiques du match par équipe

Match 7

QAT 20 - 35 FRA

(13 - 16) (7 - 19)

Referees: HORACEK Vaclav / NOVOTNY Jiri (CZE)

QAT - Qatar

Shots Distribution

Players

Goals / Shots

1 MARKOVIC Z	4 MABROUK H	5 BAGARIC M	7 ROINE B	9 CAPOTE R	11 MURAD A	12 SARIC D
2/4		0/1 1/1		1/1 1/1	1/1	
		0/1		0/1		1/1
1/2 1/3		2/2 0/1 1/1		1/1 1/1		

2-Missed 1-Post

2-Missed 1-Post 1-Blocked

1-Missed 1-Blocked

13 MEMISEVIC E	14 ALRAYES B	15 MEGDICH N	16 STOJANOVIC G	19 FERNANDEZ B	25 MALLASH KA	94 ZAKKAR A
		0/1		1/1		
0/1 1/1	1/1	1/1			0/1	
					1/1 0/1	1/1

1-Missed

1-Missed

1-Missed 1-Blocked

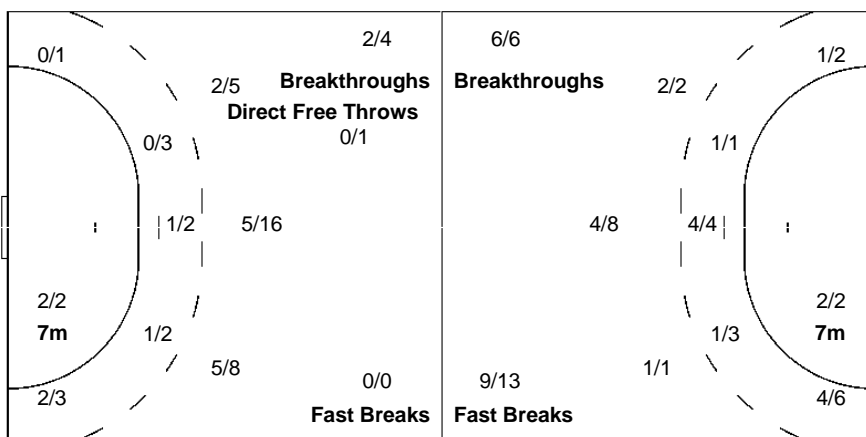
Team
Goals / Shots

4/6	0/1	3/3
0/2	0/1	1/3
6/6	2/5	4/7

8-Missed 2-Post 3-Blocked

Offence

Defence



Goalkeepers
Saves / Shots

0/3	3/7	0/6
1/3		0/3
0/8	2/8	2/5

12 SARIC D

	2/5	0/2
1/2		0/1
0/6	1/2	2/4

16 STOJANOVIC G

0/3	1/2	0/4
0/1		0/2
0/2	1/6	0/1



Match Team Statistics

Estatística da partida por equipe / Statistiques du match par équipe

Match 7

QAT 20 - 35 FRA

(13 - 16) (7 - 19)

Referees: HORACEK Vaclav / NOVOTNY Jiri (CZE)

FRA - France

Players		Shots								Offence		Defence		Punishments			TP	
No.	Name	G/S	%	6m	Wing	9m	7m	FB	BT	AS	TO	ST	BS	YC	2Min	RC		BC
8	NARCISSE Daniel	3/3	100			2/2			1/1	1								13:13
12	GERARD Vincent																	9:15
13	KARABATIC Nikola	5/5	100			1/1		2/2	2/2	3		1						41:49
14	MAHE Kentin	1/2	50		1/2						1							16:25
15	GREBILLE Mathieu	5/8	63	0/1		3/5			2/2	1				1				40:25
16	OMEYER Thierry									1								47:46
17	N'GUESSAN Timothy																	0:00
19	ABALO Luc	7/11	64		4/6			3/5		2								60:00
20	SORHAINDO Cedric	4/5	80	3/4				1/1		1			1	1				41:43
21	GUIGOU Michael	4/5	80				2/2	2/3								1		44:44
22	KARABATIC Luka	2/2	100	1/1				1/1						1	1			49:06
23	FABREGAS Ludovic												2			1		13:33
27	DIPANDA Adrien	2/2	100	2/2						2								14:05
28	PORTE Valentin	2/5	40			1/3		0/1	1/1	7	2							27:56
Bench/Team																		
Totals		35/48	73	6/8	5/8	7/11	2/2	9/13	6/6	18	3	1	3	3	3			

Goalkeepers		Total Shots		6m Shots		Wing Shots		9m Shots		7m Shots		Fast Breaks		Breakthroughs	
No.	Name	S/S	%	S/S	%	S/S	%	S/S	%	S/S	%	S/S	%	S/S	%
12	GERARD Vincent	2/5	40	0/1	0			2/3	67	0/1	0				
16	OMEYER Thierry	12/29	41	4/5	80	2/4	50	5/16	31	0/1	0			1/3	33
Totals		14/34	41	4/6	67	2/4	50	7/19	37	0/2	0			1/3	33

Team Shots	Goals	Saves	Missed	Post	Blocked	Total	%
6m Shots	6	1	1			8	75
Wing Shots	5	2		1		8	63
9m Shots	7	2	1	1		11	64
7m Shots	2				N/A	2	100
Fast Breaks	9	3		1		13	69
Breakthroughs	6					6	100
Totals	35	8	2	3		48	73

Number of Attacks: 51, Scoring Efficiency: 69%



Match Team Statistics

Estatística da partida por equipe / Statistiques du match par équipe

Match 7

QAT 20 - 35 FRA

(13 - 16) (7 - 19)

Referees: HORACEK Vaclav / NOVOTNY Jiri (CZE)

FRA - France

Shots Distribution

Players

Goals / Shots

8 NARCISSE D	12 GERARD V	13 KARABATIC N	14 MAHE K	15 GREBILLE M	16 OMEYER T	17 N'GUESSAN T
1/1 1/1		1/1 1/1	0/1 1/1	1/1 1/1		
1/1		2/2 1/1		1/1 1/2 1/2		

1-Post

19 ABALO L	20 SORHAINDO C	21 GUIGOU M	22 KARABATIC L	23 FABREGAS L	27 DIPANDA A	28 PORTE V
2/2 0/1 1/1	2/2 1/1 1/1	2/3 1/1			1/1	0/1 1/1 1/2
2/3		1/1	2/2		1/1	

2-Post

1-Missed

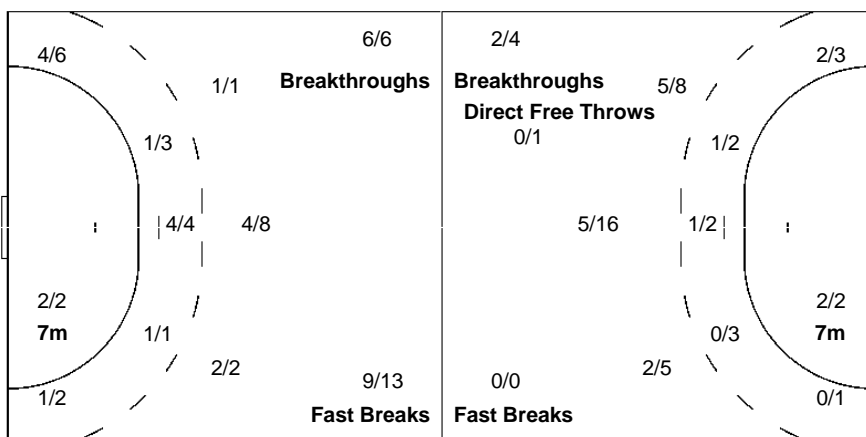
1-Missed

Team
Goals / Shots

3/3	4/7	6/6
2/3		3/3
8/8	6/8	3/5

2-Missed 3-Post

Offence



Defence

Goalkeepers
Saves / Shots

2/6	1/1	0/3
2/2	1/1	2/3
0/6	3/5	3/7

12 GERARD V

1/1		0/1
	1/2	0/1

16 OMEYER T

1/5	1/1	0/2
2/2	1/1	2/3
0/6	2/3	3/6

Legend:

%	Efficiency	2Min	2 Minute Suspensions	6m	6 metre Shots	7m	7 metre Shots	9m	9 metre Shots
AS	Assists	BS	Blocked Shots	BT	Breakthroughs	BC	Blue Cards	FB	Fast Breaks
G/S	Goals/Shots	N/A	Not Applicable	No.	Uniform Number	RC	Red Cards	S/S	Saves/Shots
ST	Steals	TO	Turnover	TP	Time Played	Wing	Wing Shots	YC	Yellow Cards



Match Report
Relatório da partida / Rapport du match

Team A										Team B																			
A					GER - Germany					B					POL - Poland														
played in					in the hall					on					at					Spectators		Match Number							
Rio de Janeiro					Future Arena					TUE 9 AUG 2016					11:30					5,812		8							
Half-time (30')		A		B		End of playing time		A		B		1st extra time		A		B		2nd extra time		A		B		After penalty throws		A		B	
		16		14				32		29																			
Number of 7m		A		Team time-out			Full name of players and officials										Team time-out			B		Number of 7m							
		3/4		1	25:51	2	49:24	3	58:26											1	23:02	2	3	4/5					
No.	Team A					G	YC	2'	RC	BC	No.	Team B					G	YC	2'	RC	BC								
3	GENSHEIMER Uwe					5					1	SZMAL Slawomir																	
6	LEMKE Finn						1				3	LIJEWSKI Krzysztof					3												
7	WIENCEK Patrick					3	1	1			5	JACHLEWSKI Mateusz					1	1	1										
9	REICHMANN Tobias					2					6	KRAJEWSKI Przemyslaw					2												
10	WIEDE Fabian					5					8	BIELECKI Karol					10		1										
12	HEINEVETTER Silvio										11	WISNIEWSKI Adam						1	1										
13	PEKELER Hendrik					1		2			13	JURECKI Bartosz					1												
19	STROBEL Martin					2					15	JURECKI Michal					3		1										
24	GROETZKI Patrick										16	WYSZOMIRSKI Piotr																	
25	HAFNER Kai					4		2			23	SYPRZAK Kamil					4												
33	WOLFF Andreas					1					26	DASZEK Michal					2												
35	KUHN Julius					5	1				35	KUS Mateusz							1	1									
47	DISSINGER Christian								1		38	GIERAK Lukasz					2												
95	DRUX Paul					4		1			45	SZYBA Michal					1												

Off.A	SIGURDSSON Dagur	1				Off.A	LIS Robert				
Off.C	STEUER Dr Kurt					Off.B	DUJSHEBAEV Talant				
Off.D	GRASCHUS Peter					Off.C	OWCZARSKI Tomasz				
Off.E	HAASE Alexander					Off.E	BIELECKI Aleksander				

A	Signatures of responsables for the teams (Off.A)		B
TP	Remarks of referees / IHF Official		TP

Referees	Signatures		Signatures	
	RALUY O (ESP)		SABROSO RAMIREZ A (ESP)	
Technical Officials	Signatures		Signatures	
	TK: OIE SO (NOR)		SK: TOSI BRANDI M (ITA)	
IHF Official	Signatures		Signatures	
	NACHEVSKI D (MKD)			

Number of 7m scored/awarded to team A resp. B, goals (G), yellow cards (YC), red cards (RC), blue cards (BC) and team penalty (TP)



Results
Resultados / Résultats

Match 8

GER 32 - 29 POL
(16 - 14) (16 - 15)

Referees: RALUY O (ESP) / SABROSO RAMIREZ A (ESP)

GER - Germany

Players		Shots								Punishments			
No.	Name	G/S	%	6m	Wing	9m	7m	FB	BT	YC	2Min	RC	BC
3	GENSHEIMER Uwe	5/6	83		1/1		3/4	1/1					
6	LEMKE Finn									1			
7	WIENCEK Patrick	3/3	100	3/3						1	1		
9	REICHMANN Tobias	2/4	50		1/2			1/1	0/1				
10	WIEDE Fabian	5/5	100	2/2		3/3							
12	HEINEVETTER Silvio												
13	PEKELER Hendrik	1/1	100	1/1							2		
19	STROBEL Martin	2/2	100			2/2							
24	GROETZKI Patrick												
25	HAFNER Kai	4/5	80	1/1		2/3		1/1				2	
33	WOLFF Andreas	1/1	100			1/1							
35	KUHN Julius	5/9	56	1/1		2/6		1/1	1/1	1			
47	DISSINGER Christian											1	
95	DRUX Paul	4/5	80	2/2		2/2			0/1			1	
Bench/Team										1			
Totals		32/41	78	10/10	2/3	12/17	3/4	4/4	1/3	4	6	1	

Goalkeepers		Saves							
No.	Name	S/S	%	6m	Wing	9m	7m	FB	BT
12	HEINEVETTER Silvio								
33	WOLFF Andreas	7/32	22	2/10		2/8	1/5	1/4	1/5
Totals		7/36	19	2/10		2/8	1/5	1/7	1/6

POL - Poland

Players		Shots								Punishments			
No.	Name	G/S	%	6m	Wing	9m	7m	FB	BT	YC	2Min	RC	BC
1	SZMAL Slawomir												
3	LIJEWSKI Krzysztof	3/5	60	0/1		1/1		1/1	1/2				
5	JACHLEWSKI Mateusz	1/1	100					1/1		1	1		
6	KRAJEWSKI Przemyslaw	2/3	67			0/1		1/1	1/1				
8	BIELECKI Karol	10/15	67	1/2		5/8	4/5				1		
11	WISNIEWSKI Adam									1	1		
13	JURECKI Bartosz	1/1	100	1/1									
15	JURECKI Michal	3/5	60	1/1		0/1		1/2	1/1		1		
16	WYSZOMIRSKI Piotr												
23	SYPRZAK Kamil	4/5	80	4/5									
26	DASZEK Michal	2/4	50		0/1	0/1		2/2					
35	KUS Mateusz									1	1		
38	GIERAK Lukasz	2/3	67	1/1		0/1			1/1				
45	SZYBA Michal	1/3	33	0/1		0/1			1/1				
Bench/Team													
Totals		29/45	64	8/12	0/1	6/14	4/5	6/7	5/6	3	5		

Goalkeepers		Saves							
No.	Name	S/S	%	6m	Wing	9m	7m	FB	BT
1	SZMAL Slawomir	7/32	22	0/9	1/3	3/10	1/3	0/4	2/3
16	WYSZOMIRSKI Piotr	0/7	0	0/1		0/5	0/1		
Totals		7/39	18	0/10	1/3	3/15	1/4	0/4	2/3

RUNNING SCORE

GER - POL

1st Half

HAFNER K	1 (2) 0
	1 (3) 1 KRAJEWSKI P
GENSHEIMER U	2 (4) 1
	2 (5) 2 BIELECKI K
WIENCEK P	3 (5) 2
	3 (6) 3 BIELECKI K
KUHN J	4 (7) 3
	4 (8) 4 BIELECKI K
HAFNER K	5 (9) 4
WOLFF A	6 (11) 4
	6 (11) 5 KRAJEWSKI P
WIEDE F	7 (13) 5
KUHN J	8 (14) 5
	8 (15) 6 GIERAK L
PEKELER H	9 (15) 6
	9 (16) 7 LIJEWSKI K
	9 (17) 8 DASZEK M
KUHN J	10 (17) 8
	10 (18) 9 BIELECKI K
STROBEL M	11 (18) 9
	11 (19) 10 SYPRZAK K
	11 (21) 11 SYPRZAK K
DRUX P	12 (22) 11
	12 (22) 12 JURECKI M
REICHMANN T	13 (23) 12
	13 (24) 13 BIELECKI K
WIEDE F	14 (25) 13
	14 (25) 14 SZYBA M
WIEDE F	15 (26) 14
WIEDE F	16 (30) 14

2nd Half

WIENCEK P	17 (31) 14
	17 (32) 15 BIELECKI K
HAFNER K	18 (33) 15
GENSHEIMER U	19 (34) 15
STROBEL M	20 (35) 15
	20 (36) 16 BIELECKI K
	20 (36) 17 LIJEWSKI K
GENSHEIMER U	21 (38) 17
	21 (39) 18 JURECKI B
GENSHEIMER U	22 (41) 18
	22 (42) 19 BIELECKI K
	22 (43) 20 DASZEK M
	22 (44) 21 JURECKI M
GENSHEIMER U	23 (46) 21
HAFNER K	24 (47) 21
REICHMANN T	25 (48) 21
	25 (48) 22 SYPRZAK K
WIENCEK P	26 (49) 22
	26 (49) 23 BIELECKI K
DRUX P	27 (50) 23
DRUX P	28 (52) 23
	28 (52) 24 GIERAK L
WIEDE F	29 (53) 24
	29 (53) 25 BIELECKI K
	29 (54) 26 JACHLEWSKI M
DRUX P	30 (55) 26
	30 (56) 27 JURECKI M
KUHN J	31 (57) 27
	31 (59) 28 LIJEWSKI K
KUHN J	32 (60) 28
	32 (60) 29 SYPRZAK K

Legend:

%	Efficiency	2Min	2 Minute Suspensions	6m	6-metre Shots	7m	7-metre Shots
9m	9-metre Shots	BT	Breakthroughs	BC	Blue Cards	FB	Fast Breaks
G/S	Goals/Shots	No.	Uniform Number	RC	Red Cards	S/S	Saves/Shots
Wing	Wing Shots	YC	Yellow Cards				



Match Team Statistics

Estatística da partida por equipe / Statistiques du match par équipe

Match 8

GER 32 - 29 POL

(16 - 14) (16 - 15)

Referees: RALUY Oscar / SABROSO RAMIREZ Angel (ESP)

GER - Germany

Players		Shots								Offence		Defence		Punishments			TP	
No.	Name	G/S	%	6m	Wing	9m	7m	FB	BT	AS	TO	ST	BS	YC	2Min	RC		BC
3	GENSHEIMER Uwe	5/6	83		1/1		3/4	1/1		1	2	1						57:44
6	LEMKE Finn									4	1		2	1				34:20
7	WIENCEK Patrick	3/3	100	3/3						1	1		1	1	1			51:44
9	REICHMANN Tobias	2/4	50		1/2			1/1	0/1			1						48:06
10	WIEDE Fabian	5/5	100	2/2		3/3				1	4		1					27:04
12	HEINEVETTER Silvio																	0:00
13	PEKELER Hendrik	1/1	100	1/1							1		1			2		42:01
19	STROBEL Martin	2/2	100			2/2					1							8:42
24	GROETZKI Patrick																	0:00
25	HAFNER Kai	4/5	80	1/1		2/3		1/1		1	1					2		31:17
33	WOLFF Andreas	1/1	100			1/1					1							50:14
35	KUHN Julius	5/9	56	1/1		2/6		1/1	1/1	1	1		1	1				36:43
47	DISSINGER Christian																1	8:45
95	DRUX Paul	4/5	80	2/2		2/2			0/1	3	2					1		23:20
Bench/Team														1				
Totals		32/41	78	10/10	2/3	12/17	3/4	4/4	1/3	12	15	2	6	4	6	1		

Goalkeepers		Total Shots		6m Shots		Wing Shots		9m Shots		7m Shots		Fast Breaks		Breakthroughs	
No.	Name	S/S	%	S/S	%	S/S	%	S/S	%	S/S	%	S/S	%	S/S	%
12	HEINEVETTER Silvio														
33	WOLFF Andreas	7/32	22	2/10	20			2/8	25	1/5	20	1/4	25	1/5	20
Totals		7/36	19	2/10	20			2/8	25	1/5	20	1/7	14	1/6	17

Team Shots	Goals	Saves	Missed	Post	Blocked	Total	%
6m Shots	10					10	100
Wing Shots	2	1				3	67
9m Shots	12	3	1		1	17	71
7m Shots	3	1			N/A	4	75
Fast Breaks	4					4	100
Breakthroughs	1	2				3	33
Totals	32	7	1		1	41	78

Number of Attacks: 55, Scoring Efficiency: 58%



Match Team Statistics

Estatística da partida por equipe / Statistiques du match par équipe

Match 8

GER 32 - 29 POL

(16 - 14) (16 - 15)

Referees: RALUY Oscar / SABROSO RAMIREZ Angel (ESP)

GER - Germany

Shots Distribution

Players

Goals / Shots

3 GENSHEIMER U			6 LEMKE F			7 WIENCEK P			9 REICHMANN T			10 WIEDE F			12 HEINEVETTER S			13 PEKELER H		
1/1	1/2					1/1			1/1	0/1			1/1							
								1/1		0/1				1/1						
2/2		1/1				1/1					1/1		2/2	1/1						1/1
19 STROBEL M			24 GROETZKI P			25 HAFNER K			33 WOLFF A			35 KUHN J			47 DISSINGER C			95 DRUX P		
						1/1		1/1				1/1								1/1
		1/1										0/1		1/2						
		1/1					1/1	1/1		1/1		1/2	1/1	1/1				2/3		1/1

1-Missed

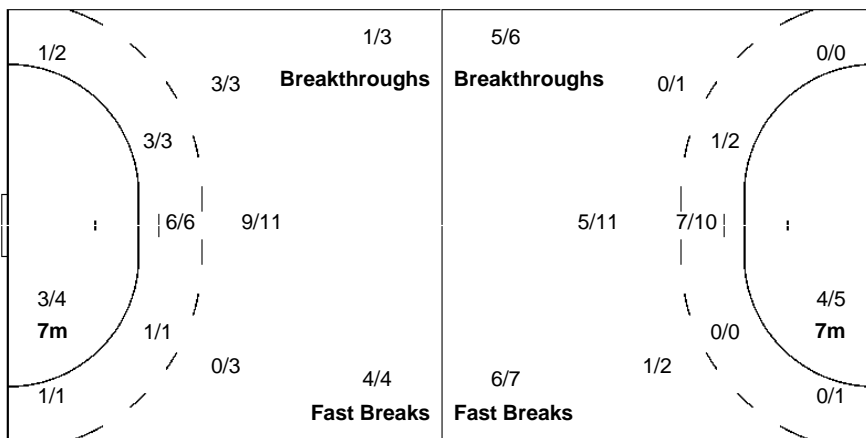
1-Blocked

Team
Goals / Shots

4/4	2/4	1/1
1/2	0/1	5/6
6/8	5/5	8/8

1-Missed 1-Blocked

Offence



Defence

Goalkeepers
Saves / Shots

0/5	2/6	0/2
0/1	1/1	1/3
1/7	1/5	1/6

12 HEINEVETTER S

33 WOLFF A

0/5	2/4	0/2
0/1	1/1	1/3
1/6	1/4	1/6



Match Team Statistics

Estatística da partida por equipe / Statistiques du match par équipe

Match 8

GER 32 - 29 POL

(16 - 14) (16 - 15)

Referees: RALUY Oscar / SABROSO RAMIREZ Angel (ESP)

POL - Poland

Players		Shots								Offence		Defence		Punishments			TP	
No.	Name	G/S	%	6m	Wing	9m	7m	FB	BT	AS	TO	ST	BS	YC	2Min	RC		BC
1	SZMAL Slawomir											2						46:06
3	LIJEWSKI Krzysztof	3/5	60	0/1		1/1		1/1	1/2	1	1							44:30
5	JACHLEWSKI Mateusz	1/1	100					1/1						1	1			45:52
6	KRAJEWSKI Przemyslaw	2/3	67			0/1		1/1	1/1			3						19:02
8	BIELECKI Karol	10/15	67	1/2		5/8	4/5			1	1					1		21:50
11	WISNIEWSKI Adam													1	1			21:43
13	JURECKI Bartosz	1/1	100	1/1						2								12:46
15	JURECKI Michal	3/5	60	1/1		0/1		1/2	1/1	3	1					1		48:32
16	WYSZOMIRSKI Piotr																	11:27
23	SYPRZAK Kamil	4/5	80	4/5						1								11:15
26	DASZEK Michal	2/4	50		0/1	0/1		2/2			1							47:30
35	KUS Mateusz												1	1	1			38:27
38	GIERAK Lukasz	2/3	67	1/1		0/1			1/1	1	5							37:52
45	SZYBA Michal	1/3	33	0/1		0/1			1/1	1	2							13:08
Bench/Team																		
Totals		29/45	64	8/12	0/1	6/14	4/5	6/7	5/6	10	14	2	1	3	5			

Goalkeepers		Total Shots		6m Shots		Wing Shots		9m Shots		7m Shots		Fast Breaks		Breakthroughs	
No.	Name	S/S	%	S/S	%	S/S	%	S/S	%	S/S	%	S/S	%	S/S	%
1	SZMAL Slawomir	7/32	22	0/9	0	1/3	33	3/10	30	1/3	33	0/4	0	2/3	67
16	WYSZOMIRSKI Piotr	0/7	0	0/1	0			0/5	0	0/1	0				
Totals		7/39	18	0/10	0	1/3	33	3/15	20	1/4	25	0/4	0	2/3	67

Team Shots	Goals	Saves	Missed	Post	Blocked	Total	%
6m Shots	8	2	1		1	12	67
Wing Shots				1		1	0
9m Shots	6	2	1		5	14	43
7m Shots	4	1			N/A	5	80
Fast Breaks	6	1				7	86
Breakthroughs	5	1				6	83
Totals	29	7	2	1	6	45	64

Number of Attacks: 55, Scoring Efficiency: 53%



Match Team Statistics

Estatística da partida por equipe / Statistiques du match par équipe

Match 8

GER 32 - 29 POL

(16 - 14) (16 - 15)

Referees: RALUY Oscar / SABROSO RAMIREZ Angel (ESP)

POL - Poland

Shots Distribution

Players

Goals / Shots

1 SZMAL S	3 LIJEWSKI K	5 JACHLEWSKI M	6 KRAJEWSKI P	8 BIELECKI K	11 WISNIEWSKI A	13 JURECKI B
	1/2			3/3	1/1	
			1/1	1/1	0/1	1/1
	1/2	1/1	1/1	3/4	1/1	1/1

3-Blocked

15 JURECKI M	16 WYSZOMIRSKI P	23 SYPRZAK K	26 DASZEK M	35 KUS M	38 GIERAK L	45 SZYBA M
1/2		2/2			1/1	1/1
1/1		0/1				
1/1		1/1	2/2		1/1	

1-Blocked

1-Post 1-Blocked

1-Missed

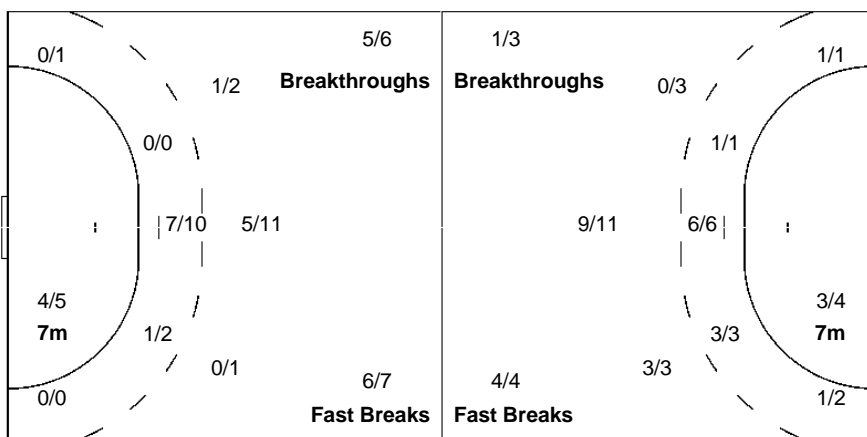
1-Missed 1-Blocked

Team
Goals / Shots

5/5	4/6	2/2
1/1	0/1	2/3
6/7	4/5	5/6

2-Missed 1-Post 6-Blocked

Offence



Defence

Goalkeepers
Saves / Shots

0/4	2/4	0/1
1/2	1/1	1/6
2/8	0/5	0/8

1 SZMAL S

0/4	2/3	0/1
1/2	1/1	1/4
2/7	0/2	0/8

16 WYSZOMIRSKI P

	0/1	
		0/2
0/1	0/3	

Legend:	% Efficiency	2Min 2 Minute Suspensions	6m 6 metre Shots	7m 7 metre Shots	9m 9 metre Shots
AS Assists	BS Blocked Shots	BT Breakthroughs	BC Blue Cards	FB Fast Breaks	S/S Saves/Shots
G/S Goals/Shots	N/A Not Applicable	No. Uniform Number	RC Red Cards	S/S Saves/Shots	YC Yellow Cards
ST Steals	TO Turnover	TP Time Played	Wing Wing Shots		



Match Report
Relatório da partida / Rapport du match

Team A										Team B																						
A					TUN - Tunisia					B					DEN - Denmark																	
played in					in the hall					on					at					Spectators		Match Number										
Rio de Janeiro					Future Arena					TUE 9 AUG 2016					14:40					5,800		9										
Half-time (30')		A		B		End of playing time			A		B		1st extra time			A		B		2nd extra time			A		B		After penalty throws		A		B	
		10		17					23		31																					
Number of 7m		A		Team time-out			Full name of players and officials										Team time-out			B		Number of 7m										
				1	13:20	2	39:31	3																								
No.	Team A						G	YC	2'	RC	BC	No.	Team B						G	YC	2'	RC	BC									
1	MISSAOUI Makrem											1	LANDIN JACOBSEN Niklas																			
4	TOUMI Aymen						3					3	CHRISTIANSEN Mads						1	1	1											
6	TEJ Issam						1			1		5	MENSAH LARSEN Mads																			
8	MAAREF Mohamed Jilani											6	MORTENSEN Casper						8													
9	BANNOUR Amine						3					15	NODDESBO Jesper						2													
12	MAGGAIZ Marouen											16	GREEN KREJBERG Jannick																			
15	HAJ YOUSSEF Khaled						1					17	SVAN Lasse						8													
21	BOUGHANMI Oussama											19	TOFT HANSEN Rene						1	1	1											
22	SAIED Sobhi											21	MOLLGAARD JENSEN Henrik																			
23	HOSNI Oussama						1		1			22	SONDERGAARD Kasper																			
27	HAMMED Aymen						4					23	TOFT HANSEN Henrik						1		1											
31	CHOUIREF Marouan						2					24	HANSEN Mikkel						1	1												
39	SOUSSI Mohamed						3		1			25	OLSEN Morten						5													
42	JALLOUZ Wael						5	1				27	DAMGAARD NIELSEN Michael						4													

Off.A	MANAI Ridha					Off.A	GUDMUNDSSON Gudmundur				
Off.B	ZOUABI Hafedh					Off.B	KRONBORG Henrik				
Off.C	SGHIRI Mohamed Ali					Off.C	JOHANSEN Kai				
Off.D	HAMMAMI Naim					Off.D	POULSEN Peter				

A	Signatures of responsables for the teams (Off.A)		B
TP	Remarks of referees / IHF Official		TP

Referees	Signatures		Signatures	
	PINTO R (BRA)		MENEZES N (BRA)	
Technical Officials				
	TK: REISINGER G (AUT)		SK: TOSI BRANDI M (ITA)	
IHF Official				
	HUELIN T (ESP)			

Number of 7m scored/awarded to team A resp. B, goals (G), yellow cards (YC), red cards (RC), blue cards (BC) and team penalty (TP)



Results
Resultados / Résultats

TUN 23 - 31 DEN
(10 - 17) (13 - 14)

Match 9

Referees: PINTO R (BRA) / MENEZES N (BRA)

TUN - Tunisia

Players		Shots							Punishments				
No.	Name	G/S	%	6m	Wing	9m	7m	FB	BT	YC	2Min	RC	BC
1	MISSAOUI Makrem												
4	TOUMI Aymen	3/4	75	1/1	2/2			0/1					
6	TEJ Issam	1/1	100		1/1							1	
8	MAAREF Mohamed Jilani												
9	BANNOUR Amine	3/7	43	1/2	1/1	1/4							
12	MAGGAIZ Marouen												
15	HAJ YOUSSEF Khaled	1/1	100		1/1								
21	BOUGHANMI Oussama	0/2	0		0/1			0/1					
22	SAIED Sobhi	0/3	0	0/1		0/2							
23	HOSNI Oussama	1/1	100						1/1			1	
27	HAMMED Aymen	4/8	50	1/1		3/7							
31	CHOUJREF Marouan	2/4	50	2/4									
39	SOUSSI Mohamed	3/4	75	1/1		0/1		1/1	1/1			1	
42	JALLOUZ Wael	5/12	42	3/5		1/6			1/1	1			
Bench/Team													
Totals		23/47	49	9/15	5/6	5/20		1/3	3/3	1	2	1	

Goalkeepers		Saves							
No.	Name	S/S	%	6m	Wing	9m	7m	FB	BT
1	MISSAOUI Makrem	3/17	18	0/2	0/3	2/6		1/4	0/2
12	MAGGAIZ Marouen	7/24	29	1/3	0/6	5/7	0/1	1/7	
Totals		10/41	24	1/5	0/9	7/13	0/1	2/11	0/2

DEN - Denmark

Players		Shots							Punishments				
No.	Name	G/S	%	6m	Wing	9m	7m	FB	BT	YC	2Min	RC	BC
1	LANDIN JACOBSEN Niklas												
3	CHRISTIANSEN Mads	1/3	33	0/1		1/1		0/1		1	1		
5	MENSAH LARSEN Mads	0/3	0	0/1		0/2							
6	MORTENSEN Casper	8/11	73	1/2	5/6			2/3					
15	NODDESBO Jesper	2/2	100					2/2					
16	GREEN KREJBERG Jannick												
17	SVAN Lasse	8/10	80		4/6			4/4					
19	TOFT HANSEN Rene	1/1	100	1/1						1	1		
21	MOLLGAARD JENSEN Henrik												
22	SONDERGAARD Kasper												
23	TOFT HANSEN Henrik	1/1	100					1/1			1		
24	HANSEN Mikkel	1/3	33			0/2	1/1			1			
25	OLSEN Morten	5/7	71			5/7							
27	DAMGAARD NIELSEN Michael	4/8	50	2/3		0/3			2/2				
Bench/Team													
Totals		31/49	63	4/8	9/12	6/15	1/1	9/11	2/2	3	3		

Goalkeepers		Saves							
No.	Name	S/S	%	6m	Wing	9m	7m	FB	BT
1	LANDIN JACOBSEN Niklas	13/34	38	4/11	1/6	8/13		0/1	0/3
16	GREEN KREJBERG Jannick	2/4	50	0/2		2/2			
Totals		15/38	39	4/13	1/6	10/15		0/1	0/3

RUNNING SCORE

TUN - DEN

1st Half

0 (2) 1 SVAN L
0 (3) 2 SVAN L
TEJ I 1 (3) 2
1 (4) 3 SVAN L
HAMMED A 2 (6) 3
2 (6) 4 CHRISTIANSEN M
HOSNI O 3 (7) 4
3 (7) 5 MORTENSEN C
HAMMED A 4 (8) 5
4 (9) 6 MORTENSEN C
HAMMED A 5 (11) 6
5 (13) 7 MORTENSEN C
5 (14) 8 SVAN L
CHOUJREF M 6 (14) 8
6 (15) 9 SVAN L
JALLOUZ W 7 (16) 9
7 (16) 10 TOFT HANSEN R
7 (17) 11 SVAN L
7 (19) 12 MORTENSEN C
7 (21) 13 MORTENSEN C
7 (23) 14 MORTENSEN C
SOUSSI M 8 (24) 14
BANNOUR A 9 (25) 14
9 (28) 15 SVAN L
BANNOUR A 10 (29) 15
10 (29) 16 OLSEN M
10 (30) 17 HANSEN M

2nd Half

10 (32) 18 MORTENSEN C
10 (33) 19 SVAN L
TOUMI A 11 (34) 19
11 (35) 20 OLSEN M
11 (36) 21 OLSEN M
HAJ YOUSSEF K 12 (37) 21
JALLOUZ W 13 (39) 21
13 (40) 22 TOFT HANSEN H
JALLOUZ W 14 (41) 22
SOUSSI M 15 (43) 22
15 (44) 23 MORTENSEN C
15 (46) 24 OLSEN M
TOUMI A 16 (47) 24
16 (47) 25 DAMGAARD NIELSEN M
HAMMED A 17 (48) 25
SOUSSI M 18 (49) 25
JALLOUZ W 19 (50) 25
19 (50) 26 DAMGAARD NIELSEN M
19 (51) 27 NODDESBO J
CHOUJREF M 20 (52) 27
20 (53) 28 DAMGAARD NIELSEN M
BANNOUR A 21 (53) 28
21 (54) 29 DAMGAARD NIELSEN M
21 (55) 30 NODDESBO J
TOUMI A 22 (56) 30
22 (56) 31 OLSEN M
JALLOUZ W 23 (58) 31

Legend:

%	Efficiency	2Min	2 Minute Suspensions	6m	6-metre Shots	7m	7-metre Shots
9m	9-metre Shots	BT	Breakthroughs	BC	Blue Cards	FB	Fast Breaks
G/S	Goals/Shots	No.	Uniform Number	RC	Red Cards	S/S	Saves/Shots
Wing	Wing Shots	YC	Yellow Cards				



Match Team Statistics

Estatística da partida por equipe / Statistiques du match par équipe

Match 9

TUN 23 - 31 DEN

(10 - 17) (13 - 14)

Referees: PINTO Rogério / MENEZES Nilson (BRA)

TUN - Tunisia

Players		Shots								Offence		Defence		Punishments			TP	
No.	Name	G/S	%	6m	Wing	9m	7m	FB	BT	AS	TO	ST	BS	YC	2Min	RC		BC
1	MISSAOUI Makrem																	30:00
4	TOUMI Aymen	3/4	75	1/1	2/2			0/1										30:02
6	TEJ Issam	1/1	100		1/1											1		5:38
8	MAAREF Mohamed Jilani										1		2					17:27
9	BANNOUR Amine	3/7	43	1/2	1/1	1/4				1	2							18:11
12	MAGGAIZ Marouen																	30:00
15	HAY YOUSSEF Khaled	1/1	100		1/1													27:46
21	BOUGHANMI Oussama	0/2	0		0/1			0/1										31:24
22	SAIED Sobhi	0/3	0	0/1		0/2						3						19:02
23	HOSNI Oussama	1/1	100						1/1						1			31:45
27	HAMMED Aymen	4/8	50	1/1		3/7				2		1						42:02
31	CHOUIREF Marouan	2/4	50	2/4							2							39:14
39	SOUSSI Mohamed	3/4	75	1/1		0/1		1/1	1/1	1	2	2			1			44:23
42	JALLOUZ Wael	5/12	42	3/5		1/6			1/1	1	1			1				53:06
Bench/Team																		
Totals		23/47	49	9/15	5/6	5/20		1/3	3/3	5	11	3	2	1	2	1		

Goalkeepers		Total Shots		6m Shots		Wing Shots		9m Shots		7m Shots		Fast Breaks		Breakthroughs	
No.	Name	S/S	%	S/S	%	S/S	%	S/S	%	S/S	%	S/S	%	S/S	%
1	MISSAOUI Makrem	3/17	18	0/2	0	0/3	0	2/6	33			1/4	25	0/2	0
12	MAGGAIZ Marouen	7/24	29	1/3	33	0/6	0	5/7	71	0/1	0	1/7	14		
Totals		10/41	24	1/5	20	0/9	0	7/13	54	0/1	0	2/11	18	0/2	0

Team Shots	Goals	Saves	Missed	Post	Blocked	Total	%
6m Shots	9	4		2		15	60
Wing Shots	5	1				6	83
9m Shots	5	10			5	20	25
7m Shots					N/A		
Fast Breaks	1		1	1		3	33
Breakthroughs	3					3	100
Totals	23	15	1	3	5	47	49

Number of Attacks: 54, Scoring Efficiency: 43%



Match Team Statistics

Estatística da partida por equipe / Statistiques du match par équipe

Match 9

TUN 23 - 31 DEN

(10 - 17) (13 - 14)

Referees: PINTO Rogério / MENEZES Nilson (BRA)

TUN - Tunisia

Shots Distribution

Players

Goals / Shots

1 MISSAOUI M	4 TOUMI A	6 TEJ I	8 MAAREF MJ	9 BANNOUR A	12 MAGGAIZ M	15 HAJ YOUSSEF K
				1/1		
		1/1		1/1 0/1 1/1		
	2/2	1/1		0/1 0/1		1/1

1-Missed

1-Blocked

21 BOUGHANMI O	22 SAIED S	23 HOSNI O	27 HAMMED A	31 CHOUIREF M	39 SOUSSI M	42 JALLOUZ W
			2/2			1/1 0/1
0/1	0/1 0/1			0/1 1/1	1/1 1/2	2/3 0/1
	0/1	1/1	1/1 0/1 1/2	1/1	1/1	1/2 1/1

1-Post

2-Blocked

1-Post


1-Post 2-Blocked

Team
Goals / Shots

1/1	1/1	2/3
3/6	1/5	4/5
5/5	2/5	4/7

1-Missed 3-Post 5-Blocked

Offence



Defence

Goalkeepers
Saves / Shots

0/4	0/1	1/3
3/9	1/1	2/4
1/3	0/9	2/7

1 MISSAOUI M

0/2	0/1	1/2
0/3		1/3
	0/3	1/3

12 MAGGAIZ M

0/2		0/1
3/6	1/1	1/1
1/3	0/6	1/4



Match Team Statistics

Estatística da partida por equipe / Statistiques du match par équipe

Match 9

TUN 23 - 31 DEN

(10 - 17) (13 - 14)

Referees: PINTO Rogério / MENEZES Nilson (BRA)

DEN - Denmark

Players		Shots								Offence		Defence		Punishments			TP	
No.	Name	G/S	%	6m	Wing	9m	7m	FB	BT	AS	TO	ST	BS	YC	2Min	RC		BC
1	LANDIN JACOBSEN Niklas																	51:03
3	CHRISTIANSEN Mads	1/3	33	0/1		1/1		0/1		5	1			1	1			46:34
5	MENSAH LARSEN Mads	0/3	0	0/1		0/2					2							38:00
6	MORTENSEN Casper	8/11	73	1/2	5/6			2/3		1	1							59:53
15	NODDESBO Jesper	2/2	100					2/2			2							12:45
16	GREEN KREJBERG Jannick										1							6:49
17	SVAN Lasse	8/10	80		4/6			4/4		3								51:42
19	TOFT HANSEN Rene	1/1	100	1/1								2		1	1			31:17
21	MOLLGAARD JENSEN Henrik																	15:46
22	SONDERGAARD Kasper																	0:08
23	TOFT HANSEN Henrik	1/1	100					1/1				2	3			1		45:32
24	HANSEN Mikkel	1/3	33			0/2	1/1			5	1			1				30:32
25	OLSEN Morten	5/7	71			5/7				1	1							17:59
27	DAMGAARD NIELSEN Michael	4/8	50	2/3		0/3			2/2	1								12:00
Bench/Team																		
Totals		31/49	63	4/8	9/12	6/15	1/1	9/11	2/2	16	9	2	5	3	3			

Goalkeepers		Total Shots		6m Shots		Wing Shots		9m Shots		7m Shots		Fast Breaks		Breakthroughs	
No.	Name	S/S	%	S/S	%	S/S	%	S/S	%	S/S	%	S/S	%	S/S	%
1	LANDIN JACOBSEN Niklas	13/34	38	4/11	36	1/6	17	8/13	62			0/1	0	0/3	0
16	GREEN KREJBERG Jannick	2/4	50	0/2	0			2/2	100						
Totals		15/38	39	4/13	31	1/6	17	10/15	67			0/1	0	0/3	0

Team Shots	Goals	Saves	Missed	Post	Blocked	Total	%
6m Shots	4	1	2		1	8	50
Wing Shots	9		1	2		12	75
9m Shots	6	7		1	1	15	40
7m Shots	1				N/A	1	100
Fast Breaks	9	2				11	82
Breakthroughs	2					2	100
Totals	31	10	3	3	2	49	63

Number of Attacks: 55, Scoring Efficiency: 56%



Match Team Statistics

Estatística da partida por equipe / Statistiques du match par équipe

Match 9

TUN 23 - 31 DEN

(10 - 17) (13 - 14)

Referees: PINTO Rogério / MENEZES Nilson (BRA)

DEN - Denmark

Shots Distribution

Players


Goals / Shots

1 LANDIN JACOBSEN N	3 CHRISTIANSEN M	5 MNSAH LARSEN M	6 MORTENSEN C	15 NODDESBO J	16 GREEN KREJBERG J	17 SVAN L
	1/1					2/2
		0/1	2/3			1/1
		0/1	1/1	3/3	2/2	1/1
		0/1	1/1			2/2
	1-Missed		1-Missed	1-Post		1-Missed
19 TOFT HANSEN R	21 MOLLGAARD JENSEN H	22 SONDERGAARD K	23 TOFT HANSEN H	24 HANSEN M	25 OLSEN M	27 DAMGAARD NIELSEN M
1/1			1/1		2/2	1/1
					2/3	
				0/1		
				0/1	1/1	
					1-Blocked	1-Post
						1-Blocked

Team Goals / Shots

4/4	1/1	2/3
6/9	0/1	2/4
2/3	9/9	5/7

3-Missed 3-Post 2-Blocked



Goalkeepers Saves / Shots

0/1	0/1	1/3
3/6	4/5	1/5
0/5	3/5	3/7

1 LANDIN JACOBSEN N

0/1		1/3
3/6	4/5	0/4
0/4	2/4	3/7

16 GREEN KREJBERG J

	0/1	
		1/1
0/1	1/1	

Legend:

%	Efficiency	2Min	2 Minute Suspensions	6m	6 metre Shots	7m	7 metre Shots	9m	9 metre Shots
AS	Assists	BS	Blocked Shots	BT	Breakthroughs	BC	Blue Cards	FB	Fast Breaks
G/S	Goals/Shots	N/A	Not Applicable	No.	Uniform Number	RC	Red Cards	S/S	Saves/Shots
ST	Steals	TO	Turnover	TP	Time Played	Wing	Wing Shots	YC	Yellow Cards



Match Report
Relatório da partida / Rapport du match

Team A										Team B											
A					BRA - Brazil					B					SLO - Slovenia						
played in					in the hall					on					at					Match Number	
Rio de Janeiro					Future Arena					TUE 9 AUG 2016					16:40		8,131		10		
Half-time (30')	A	B	End of playing time		A	B	1st extra time		A	B	2nd extra time		A	B	After penalty throws		A	B			
	13	16			28	31															
Number of 7m	A	Team time-out			Full name of players and officials										Team time-out			B	Number of 7m		
		5/5	1	2											3	1	2			3	7/7
No.	Team A					G	YC	2'	RC	BC	No.	Team B					G	YC	2'	RC	BC
1	dos SANTOS Maik					1					1	SKOK Matevz									
2	TEIXEIRA Henrique										3	BLAGOTINSEK Blaz					1	1	3		
4	da SILVA Joao					2					5	HENIGMAN Nik							1		
9	CANDIDO Lucas					1					7	KAVTICNIK Vid					3	1			
10	de TOLEDO Jose Guilherme					1					8	JANC Blaz					6		1		
13	HUBNER Diogo Kent										11	DOLENEC Jure					5				
14	dos SANTOS Thiagus					3		3			12	SKOF Gorazd									
17	POZZER Alexandro					1	1				13	CINGESAR Darko					2		2		
19	CHIUFFA Fabio					8					15	POTEKO Vid							3		
26	dos SANTOS GUIMARAES Oswaldo										22	GABER Matej					1		1		
28	SANTOS Leonardo					2		1			23	ZORMAN Uros					3				
33	SOARES Andre					3	1	1			25	BEZJAK Marko					1				
37	LANGARO Haniel					6		1			31	RAZGOR Simon					4		1		
89	ALMEIDA Cesar Augusto										44	BOMBAC Dean					5		1		

Off.A	RIBERA ROMANS Jordi					Off.A	MOHORIC Uros				
Off.B	SILVA Washington					Off.B	VUJOVIC Veselin				
Off.C	TURISCO Luiz Antonio					Off.C	SERBEC Uros				
Off.D	BARBOSA Gustavo					Off.D	RANT ROOS Zan				

A	Signatures of responsables for the teams (Off.A)		B
TP	Remarks of referees / IHF Official		TP

Referees	Signatures		Signatures	
	HANSEN M (DEN)		GJEDING M (DEN)	
Technical Officials				
	TK: OIE SO (NOR)		SK: SICHELSCHMIDT P (GER)	
IHF Official				
	JENSEN B (DEN)			

Number of 7m scored/awarded to team A resp. B, goals (G), yellow cards (YC), red cards (RC), blue cards (BC) and team penalty (TP)



Results
Resultados / Résultats

BRA 28 - 31 SLO
(13 - 16) (15 - 15)

Match 10

Referees: HANSEN M (DEN) / GJEDING M (DEN)

BRA - Brazil

Players		Shots								Punishments			
No.	Name	G/S	%	6m	Wing	9m	7m	FB	BT	YC	2Min	RC	BC
1	dos SANTOS Maik	1/1	100			1/1							
2	TEIXEIRA Henrique												
4	da SILVA Joao	2/3	67			0/1		2/2					
9	CANDIDO Lucas	1/1	100					1/1					
10	de TOLEDO Jose Guilherme	1/5	20	1/1		0/4							
13	HUBNER Diogo Kent	0/2	0			0/1		0/1					
14	dos SANTOS Thiagus	3/4	75			0/1		2/2	1/1		3		
17	POZZER Alexandre	1/3	33	1/3						1			
19	CHIUFFA Fabio	8/10	80		1/3		5/5	2/2					
26	dos SANTOS GUIMARAES Oswaldo												
28	SANTOS Leonardo	2/5	40	1/1		0/3		1/1			1		
33	SOARES Andre	3/3	100		1/1			2/2		1	1		
37	LANGARO Haniel	6/9	67	1/2		4/6		1/1			1		
89	ALMEIDA Cesar Augusto												
Bench/Team													
Totals		28/46	61	4/7	2/4	5/17	5/5	11/12	1/1	2	6		

Goalkeepers		Saves							
No.	Name	S/S	%	6m	Wing	9m	7m	FB	BT
1	dos SANTOS Maik	9/30	30	3/11	3/7	0/1	0/5	0/1	3/5
89	ALMEIDA Cesar Augusto	0/10	0	0/4	0/1	0/1	0/2	0/1	0/1
Totals		9/40	23	3/15	3/8	0/2	0/7	0/2	3/6

SLO - Slovenia

Players		Shots								Punishments			
No.	Name	G/S	%	6m	Wing	9m	7m	FB	BT	YC	2Min	RC	BC
1	SKOK Matevz												
3	BLAGOTINSEK Blaz	1/1	100	1/1						1	3		
5	HENIGMAN Nik	0/1	0			0/1					1		
7	KAVTICNIK Vid	3/3	100		1/1	2/2				1			
8	JANC Blaz	6/6	100	1/1	3/3			2/2			1		
11	DOLENEC Jure	5/6	83	4/4				0/1	1/1				
12	SKOF Gorazd												
13	CINGESAR Darko	2/5	40	1/2	1/3							2	
15	POTEKO Vid											3	
22	GABER Matej	1/2	50	1/2							1		
23	ZORMAN Uros	3/5	60	2/2					1/3				
25	BEZJAK Marko	1/4	25	0/1					1/3				
31	RAZGOR Simon	4/5	80		0/1		4/4				1		
44	BOMBAC Dean	5/5	100	2/2			3/3				1		
Bench/Team													
Totals		31/43	72	12/15	5/8	2/3	7/7	2/3	3/7	2	13		

Goalkeepers		Saves							
No.	Name	S/S	%	6m	Wing	9m	7m	FB	BT
1	SKOK Matevz	0/1	0				0/1		
12	SKOF Gorazd	12/35	34	3/7	2/4	6/10	0/4	1/9	0/1
Totals		12/40	30	3/7	2/4	6/11	0/5	1/12	0/1

RUNNING SCORE	
BRA - SLO	
1st Half	
	0 (3') 1 DOLENEC J
da SILVA J	1 (3') 1
	1 (4') 2 CINGESAR D
	1 (6') 3 CINGESAR D
SANTOS L	2 (6') 3
	2 (7') 4 DOLENEC J
CHIUFFA F	3 (9') 4
da SILVA J	4 (10') 4
	4 (12') 5 BOMBAC D
	4 (13') 6 BOMBAC D
	4 (15') 7 JANC B
	4 (16') 8 BOMBAC D
CHIUFFA F	5 (17') 8
	5 (17') 9 BLAGOTINSEK B
	5 (18') 10 DOLENEC J
CHIUFFA F	6 (18') 10
	6 (20') 11 DOLENEC J
	6 (21') 12 BOMBAC D
	6 (23') 13 BOMBAC D
de TOLEDO JG	7 (23') 13
LANGARO H	8 (24') 13
	8 (24') 14 JANC B
POZZER A	9 (25') 14
LANGARO H	10 (26') 14
	10 (27') 15 ZORMAN U
LANGARO H	11 (27') 15
dos SANTOS T	12 (28') 15
	12 (29') 16 KAVTICNIK V
CANDIDO L	13 (30') 16
2nd Half	
	13 (31') 17 ZORMAN U
	13 (32') 18 JANC B
CHIUFFA F	14 (33') 18
	14 (33') 19 RAZGOR S
CHIUFFA F	15 (34') 19
	15 (35') 20 RAZGOR S
SOARES A	16 (36') 20
	16 (37') 21 DOLENEC J
	16 (38') 22 JANC B
CHIUFFA F	17 (40') 22
	17 (41') 23 RAZGOR S
dos SANTOS T	18 (42') 23
	18 (44') 24 KAVTICNIK V
dos SANTOS T	19 (44') 24
	19 (45') 25 RAZGOR S
LANGARO H	20 (45') 25
	20 (46') 26 JANC B
LANGARO H	21 (47') 26
SOARES A	22 (48') 26
dos SANTOS M	23 (48') 26
	23 (49') 27 BEZJAK M
SOARES A	24 (49') 27
	24 (51') 28 JANC B
CHIUFFA F	25 (52') 28
SANTOS L	26 (52') 28
	26 (53') 29 KAVTICNIK V
LANGARO H	27 (55') 29
	27 (55') 30 ZORMAN U
	27 (58') 31 GABER M
CHIUFFA F	28 (60') 31

Legend:	% Efficiency	2Min 2 Minute Suspensions	6m 6-metre Shots	7m 7-metre Shots
9m 9-metre Shots	BT Breakthroughs	BC Blue Cards	FB Fast Breaks	
G/S Goals/Shots	No. Uniform Number	RC Red Cards	S/S Saves/Shots	
Wing Wing Shots	YC Yellow Cards			



Match Team Statistics

Estatística da partida por equipe / Statistiques du match par équipe

Match 10

BRA 28 - 31 SLO

(13 - 16) (15 - 15)

Referees: HANSEN Mads / GJEDING Martin (DEN)

BRA - Brazil

Players		Shots								Offence		Defence		Punishments			TP	
No.	Name	G/S	%	6m	Wing	9m	7m	FB	BT	AS	TO	ST	BS	YC	2Min	RC		BC
1	dos SANTOS Maik	1/1	100			1/1					1							37:36
2	TEIXEIRA Henrique									1	1	2						39:37
4	da SILVA Joao	2/3	67			0/1		2/2		2	3	2						31:34
9	CANDIDO Lucas	1/1	100					1/1		1	1							30:00
10	de TOLEDO Jose Guilherme	1/5	20	1/1		0/4				5	1	1						41:38
13	HUBNER Diogo Kent	0/2	0			0/1		0/1										19:21
14	dos SANTOS Thiagus	3/4	75			0/1		2/2	1/1	3		3	1		3			30:34
17	POZZER Alexandro	1/3	33	1/3						2	2			1				17:33
19	CHIUFFA Fabio	8/10	80		1/3		5/5	2/2										29:06
26	dos SANTOS GUIMARAES Oswaldo										1							3:36
28	SANTOS Leonardo	2/5	40	1/1		0/3		1/1			1					1		26:50
33	SOARES Andre	3/3	100		1/1			2/2				2		1	1			55:17
37	LANGARO Haniel	6/9	67	1/2		4/6		1/1		2						1		37:44
89	ALMEIDA Cesar Augusto																	19:34
Bench/Team																		
Totals		28/46	61	4/7	2/4	5/17	5/5	11/12	1/1	16	11	10	1	2	6			

Goalkeepers		Total Shots		6m Shots		Wing Shots		9m Shots		7m Shots		Fast Breaks		Breakthroughs	
No.	Name	S/S	%	S/S	%	S/S	%	S/S	%	S/S	%	S/S	%	S/S	%
1	dos SANTOS Maik	9/30	30	3/11	27	3/7	43	0/1	0	0/5	0	0/1	0	3/5	60
89	ALMEIDA Cesar Augusto	0/10	0	0/4	0	0/1	0	0/1	0	0/2	0	0/1	0	0/1	0
Totals		9/40	23	3/15	20	3/8	38	0/2	0	0/7	0	0/2	0	3/6	50

Team Shots	Goals	Saves	Missed	Post	Blocked	Total	%
6m Shots	4	3				7	57
Wing Shots	2	2				4	50
9m Shots	5	6	3	1	2	17	29
7m Shots	5				N/A	5	100
Fast Breaks	11	1				12	92
Breakthroughs	1					1	100
Totals	28	12	3	1	2	46	61

Number of Attacks: 55, Scoring Efficiency: 51%



Match Team Statistics

Estatística da partida por equipe / Statistiques du match par équipe

Match 10

BRA 28 - 31 SLO
(13 - 16) (15 - 15)

Referees: HANSEN Mads / GJEDING Martin (DEN)

BRA - Brazil

Shots Distribution

Players

Goals / Shots


1 dos SANTOS M	2 TEIXEIRA H	4 da SILVA J	9 CANDIDO L	10 de TOLEDO JG	13 HUBNER DK	14 dos SANTOS T
1/1		1/1 0/1	1/1	0/1 0/1 1/1	0/1	1/1 1/1
		1/1		1-Post 1-Blocked		1-Missed

17 POZZER A	19 CHIUFFA F	26 dos SANTOS GUIMAR.	28 SANTOS L	33 SOARES A	37 LANGARO H	89 ALMEIDA CA
0/1	2/3		1/2	1/1	2/3 1/2	
1/2	2/2	4/4	1/1	1/1 1/1	1/1 1/1	
			2-Missed		1-Blocked	

Team
Goals / Shots

5/8	2/4	
	2/2	4/7
6/8	2/3	7/7

3-Missed 1-Post 2-Blocked



Goalkeepers
Saves / Shots

0/3	1/4	0/3
1/3	1/1	0/4
2/8	1/2	3/12

1 dos SANTOS M

0/3	1/4	0/3
1/3	1/1	0/3
2/5	1/1	3/7

89 ALMEIDA CA

		0/1
0/3	0/1	0/5



Match Team Statistics

Estatística da partida por equipe / Statistiques du match par équipe

Match 10

BRA 28 - 31 SLO

(13 - 16) (15 - 15)

Referees: HANSEN Mads / GJEDING Martin (DEN)

SLO - Slovenia

Players		Shots								Offence		Defence		Punishments			TP	
No.	Name	G/S	%	6m	Wing	9m	7m	FB	BT	AS	TO	ST	BS	YC	2Min	RC		BC
1	SKOK Matevz																	0:55
3	BLAGOTINSEK Blaz	1/1	100	1/1									1	1	3			29:22
5	HENIGMAN Nik	0/1	0			0/1				1					1			10:40
7	KAVTICNIK Vid	3/3	100		1/1	2/2				2	2			1				32:07
8	JANC Blaz	6/6	100	1/1	3/3			2/2			2				1			51:48
11	DOLENEC Jure	5/6	83	4/4				0/1	1/1	4	1							32:10
12	SKOF Gorazd									2								49:12
13	CINGESAR Darko	2/5	40	1/2	1/3						1				2			51:53
15	POTEKO Vid												1		3			20:11
22	GABER Matej	1/2	50	1/2						1	1				1			44:19
23	ZORMAN Uros	3/5	60	2/2					1/3	6	4							39:39
25	BEZJAK Marko	1/4	25	0/1					1/3									20:14
31	RAZGOR Simon	4/5	80		0/1		4/4								1			11:56
44	BOMBAC Dean	5/5	100	2/2			3/3			1	5				1			25:34
Bench/Team																		
Totals		31/43	72	12/15	5/8	2/3	7/7	2/3	3/7	17	16			2	2	13		

Goalkeepers		Total Shots		6m Shots		Wing Shots		9m Shots		7m Shots		Fast Breaks		Breakthroughs	
No.	Name	S/S	%	S/S	%	S/S	%	S/S	%	S/S	%	S/S	%	S/S	%
1	SKOK Matevz	0/1	0							0/1	0				
12	SKOF Gorazd	12/35	34	3/7	43	2/4	50	6/10	60	0/4	0	1/9	11	0/1	0
Totals		12/40	30	3/7	43	2/4	50	6/11	55	0/5	0	1/12	8	0/1	0

Team Shots	Goals	Saves	Missed	Post	Blocked	Total	%
6m Shots	12	3				15	80
Wing Shots	5	3				8	63
9m Shots	2				1	3	67
7m Shots	7				N/A	7	100
Fast Breaks	2			1		3	67
Breakthroughs	3	3	1			7	43
Totals	31	9	1	1	1	43	72

Number of Attacks: 56, Scoring Efficiency: 55%



Match Report
Relatório da partida / Rapport du match

Team A										Team B																			
A					ARG - Argentina					B					CRO - Croatia														
played in					in the hall					on					at					Spectators		Match Number							
Rio de Janeiro					Future Arena					TUE 9 AUG 2016					21:50					8,150		12							
Half-time (30')		A		B		End of playing time		A		B		1st extra time		A		B		2nd extra time		A		B		After penalty throws		A		B	
Number of 7m		A		Team time-out				Full name of players and officials				Team time-out		B		Number of 7m													
5/5		1		25:03		2		53:53		3		59:24		1		20:52		2		51:05		3		58:48		3/5			
No.	Team A						G	YC	2'	RC	BC	No.	Team B						G	YC	2'	RC	BC						
1	SCHULZ Matias											1	STEVANOVIC Ivan																
2	FERNANDEZ Federico						8					5	DUVNJAK Domagoj						3	1									
3	PIZARRO Federico						6		1			7	STEPANCIC Luka						4										
4	SIMONET Sebastian						2					8	KOPLJAR Marko							1	1								
5	PORTELA Pablo							1	2	1		10	GOJUN Jakov						1										
8	SIMONET Pablo						6					12	PESIC Ivan																
9	QUERIN Leonardo							1				13	HORVAT Zlatko						2										
10	VIEYRA Federico						2					18	KARACIC Igor						1										
12	GARCIA Fernando											26	STRLEK Manuel						7										
13	FERNANDEZ Juan Pablo						1		1			27	CUPIC Ivan						4										
14	VIDAL Agustin						1					30	MAMIC Marko						1										
15	CAROU Gonzalo											32	SLISKOVIC Ivan								2								
18	PORTELA Adrian											34	BROZOVIC Ilija						1	1									
25	VAISTEIN Pablo											44	KOZINA Kresimir						3										

Off.A	GALLARDO Eduardo					Off.A	BABIC Zeljko		1			
Off.B	MILANO Guillermo					Off.B	METLICIC Petar					
Off.C	CAZON Guillermo					Off.C	MARAS Ivica					
Off.D	MARINO Carlos					Off.D	KRUSELJ Goran					

A	Signatures of responsables for the teams (Off.A)		B
TP	Remarks of referees / IHF Official		TP

Referees	Signatures		Signatures	
	RASHED M (EGY)		ELSAYED T (EGY)	
Technical Officials	Signatures		Signatures	
	TK: ALSEMGEEST M (NED)		SK: SICHELSCHMIDT P (GER)	
IHF Official	Signatures		Signatures	
	GALLEGO R (ESP)			

Number of 7m scored/awarded to team A resp. B, goals (G), yellow cards (YC), red cards (RC), blue cards (BC) and team penalty (TP)



Results
Resultados / Résultats

Match 12

ARG 26 - 27 CRO
(15 - 14) (11 - 13)

Referees: RASHED M (EGY) / ELSAYED T (EGY)

ARG - Argentina

Players		Shots								Punishments			
No.	Name	G/S	%	6m	Wing	9m	7m	FB	BT	YC	2Min	RC	BC
1	SCHULZ Matias	0/1	0			0/1							
2	FERNANDEZ Federico	8/9	89	1/2	2/2		5/5						
3	PIZARRO Federico	6/11	55	1/2	1/1	2/6		1/1	1/1		1		
4	SIMONET Sebastian	2/4	50			1/3			1/1				
5	PORTELA Pablo									1	2	1	
8	SIMONET Pablo	6/7	86	3/3				1/2	2/2				
9	QUERIN Leonardo	0/2	0	0/1		0/1				1			
10	VIEYRA Federico	2/5	40			1/4			1/1				
12	GARCIA Fernando												
13	FERNANDEZ Juan Pablo	1/2	50	1/2								1	
14	VIDAL Agustin	1/1	100			1/1							
15	CAROU Gonzalo												
18	PORTELA Adrian												
25	VAISTEIN Pablo	0/2	0		0/2								
Bench/Team													
Totals		26/44	59	6/10	3/5	5/16	5/5	2/3	5/5	2	4	1	

Goalkeepers		Saves							
No.	Name	S/S	%	6m	Wing	9m	7m	FB	BT
1	SCHULZ Matias	11/36	31	3/10	2/7	4/7	0/1	2/9	0/2
12	GARCIA Fernando	2/4	50				2/4		
Totals		13/40	33	3/10	2/7	4/7	2/5	2/9	0/2

CRO - Croatia

Players		Shots								Punishments			
No.	Name	G/S	%	6m	Wing	9m	7m	FB	BT	YC	2Min	RC	BC
1	STEVANOVIC Ivan												
5	DUVNJAK Domagoj	3/8	38	0/1		1/5	1/1		1/1	1			
7	STEPANCIC Luka	4/7	57	2/3		1/3			1/1				
8	KOPLJAR Marko	0/2	0	0/1		0/1				1	1		
10	GOJUN Jakov	1/1	100	1/1									
12	PESIC Ivan												
13	HORVAT Zlatko	2/3	67				1/2	1/1					
18	KARACIC Igor	1/2	50	1/1		0/1							
26	STRLEK Manuel	7/10	70		1/2		1/2	5/6					
27	CUPIC Ivan	4/5	80		4/5								
30	MAMIC Marko	1/2	50			1/2							
32	SLISKOVIC Ivan	0/1	0	0/1							2		
34	BROZOVIC Ilija	1/1	100	1/1						1			
44	KOZINA Kresimir	3/4	75	2/2				1/2					
Bench/Team										1			
Totals		27/46	59	7/11	5/7	3/12	3/5	7/9	2/2	4	3		

Goalkeepers		Saves							
No.	Name	S/S	%	6m	Wing	9m	7m	FB	BT
1	STEVANOVIC Ivan	7/20	35	0/3	2/4	5/6	0/3	0/1	0/3
12	PESIC Ivan	3/15	20	1/4	0/1	1/4	0/2	1/2	0/2
Totals		10/36	28	1/7	2/5	6/11	0/5	1/3	0/5

RUNNING SCORE
ARG - CRO

1st Half

VIEYRA F 1 (1) 0
1 (2) 1 KOZINA K
FERNANDEZ F 2 (3) 1
2 (4) 2 HORVAT Z
2 (5) 3 KOZINA K
SIMONET P 3 (6) 3
3 (7) 4 STEPANCIC L
SIMONET S 4 (7) 4
4 (11) 5 STRLEK M
4 (11) 6 HORVAT Z
SIMONET P 5 (12) 6
PIZARRO F 6 (12) 6
6 (13) 7 BROZOVIC I
SIMONET P 7 (14) 7
7 (15) 8 STEPANCIC L
PIZARRO F 8 (16) 8
8 (16) 9 DUVNJAK D
FERNANDEZ F 9 (17) 9
FERNANDEZ F 10 (20) 9
PIZARRO F 11 (21) 9
SIMONET S 12 (22) 9
FERNANDEZ F 13 (24) 9
13 (25) 10 CUPIC I
PIZARRO F 14 (25) 10
14 (25) 11 STRLEK M
14 (27) 12 CUPIC I
14 (28) 13 STRLEK M
FERNANDEZ JP 15 (28) 13
15 (30) 14 DUVNJAK D

2nd Half

15 (31) 15 STEPANCIC L
15 (32) 16 STEPANCIC L
SIMONET P 16 (33) 16
VIDAL A 17 (34) 16
17 (34) 17 CUPIC I
17 (35) 18 GOJUN J
FERNANDEZ F 18 (37) 18
FERNANDEZ F 19 (39) 18
19 (40) 19 MAMIC M
19 (41) 20 STRLEK M
19 (43) 21 STRLEK M
PIZARRO F 20 (44) 21
VIEYRA F 21 (46) 21
21 (46) 22 KARACIC I
FERNANDEZ F 22 (47) 22
22 (48) 23 KOZINA K
22 (49) 24 STRLEK M
FERNANDEZ F 23 (49) 24
SIMONET P 24 (51) 24
PIZARRO F 25 (53) 24
25 (54) 25 STRLEK M
25 (58) 26 CUPIC I
SIMONET P 26 (59) 26
26 (60) 27 DUVNJAK D

Legend:

%	Efficiency	2Min	2 Minute Suspensions	6m	6-metre Shots	7m	7-metre Shots
9m	9-metre Shots	BT	Breakthroughs	BC	Blue Cards	FB	Fast Breaks
G/S	Goals/Shots	No.	Uniform Number	RC	Red Cards	S/S	Saves/Shots
Wing	Wing Shots	YC	Yellow Cards				



Match Team Statistics

Estatística da partida por equipe / Statistiques du match par équipe

Match 12

ARG 26 - 27 CRO

(15 - 14) (11 - 13)

Referees: RASHED Mohamed / ELSAYED Tamer (EGY)

ARG - Argentina

Players		Shots								Offence		Defence		Punishments			TP	
No.	Name	G/S	%	6m	Wing	9m	7m	FB	BT	AS	TO	ST	BS	YC	2Min	RC		BC
1	SCHULZ Matias	0/1	0			0/1												58:35
2	FERNANDEZ Federico	8/9	89	1/2	2/2		5/5			1		1	1					60:00
3	PIZARRO Federico	6/11	55	1/2	1/1	2/6		1/1	1/1	3	3	2			1			51:02
4	SIMONET Sebastian	2/4	50			1/3			1/1	1	3							39:01
5	PORTELA Pablo													1	2	1		25:46
8	SIMONET Pablo	6/7	86	3/3				1/2	2/2	2	2							48:12
9	QUERIN Leonardo	0/2	0	0/1		0/1								1				15:05
10	VIEYRA Federico	2/5	40			1/4			1/1	1	2							19:56
12	GARCIA Fernando																	1:00
13	FERNANDEZ Juan Pablo	1/2	50	1/2											1			3:26
14	VIDAL Agustin	1/1	100			1/1												4:25
15	CAROU Gonzalo									3			1					58:36
18	PORTELA Adrian																	1:54
25	VAISTEIN Pablo	0/2	0		0/2						2							33:02
Bench/Team																		
Totals		26/44	59	6/10	3/5	5/16	5/5	2/3	5/5	11	12	3	2	2	4	1		

Goalkeepers		Total Shots		6m Shots		Wing Shots		9m Shots		7m Shots		Fast Breaks		Breakthroughs	
No.	Name	S/S	%	S/S	%	S/S	%	S/S	%	S/S	%	S/S	%	S/S	%
1	SCHULZ Matias	11/36	31	3/10	30	2/7	29	4/7	57	0/1	0	2/9	22	0/2	0
12	GARCIA Fernando	2/4	50							2/4	50				
Totals		13/40	33	3/10	30	2/7	29	4/7	57	2/5	40	2/9	22	0/2	0

Team Shots	Goals	Saves	Missed	Post	Blocked	Total	%
6m Shots	6	1	1		2	10	60
Wing Shots	3	2				5	60
9m Shots	5	6	2		3	16	31
7m Shots	5				N/A	5	100
Fast Breaks	2	1				3	67
Breakthroughs	5					5	100
Totals	26	10	3		5	44	59

Number of Attacks: 53, Scoring Efficiency: 49%



Match Team Statistics

Estatística da partida por equipe / Statistiques du match par équipe

Match 12

ARG 26 - 27 CRO
(15 - 14) (11 - 13)

Referees: RASHED Mohamed / ELSAYED Tamer (EGY)

ARG - Argentina

Shots Distribution

Players

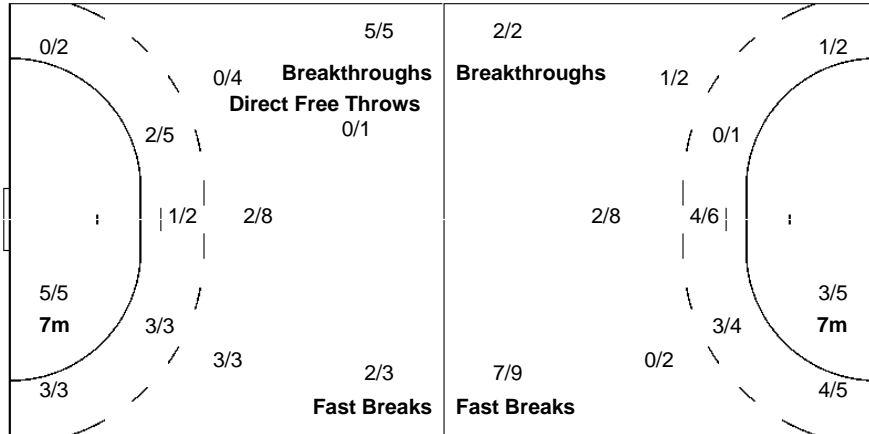
Goals / Shots

1 SCHULZ M	2 FERNANDEZ F	3 PIZARRO F	4 SIMONET S	5 PORTELA P	8 SIMONET P	9 QUERIN L
	2/2		0/1		1/2 1/1 1/1	
		0/1	1/1			0/1
	3/3 2/2 1/1	6/6 0/1 1/1	1/1		2/2 1/1	
1-Missed	1-Blocked 1-Missed	2-Blocked 1-Missed				1-Blocked
10 VIEYRA F	12 GARCIA F	13 FERNANDEZ JP	14 VIDAL A	15 CAROU G	18 PORTELA A	25 VAISTEIN P
0/1						0/1
		1/1				0/1
			1/1			
2/4		1-Blocked				

Team
Goals / Shots

1/3	3/5	1/1
1/2		1/3
12/12	3/4	5/7
3-Missed		5-Blocked

Offence



Defence

Goalkeepers
Saves / Shots

2/7	1/2	0/2
1/1		3/5
1/9	1/4	4/10

1 SCHULZ M

1/5	1/2	0/2
1/1		3/5
1/8	1/4	3/9

12 GARCIA F

1/2		
0/1		1/1



Match Team Statistics

Estatística da partida por equipe / Statistiques du match par équipe

Match 12

ARG 26 - 27 CRO

(15 - 14) (11 - 13)

Referees: RASHED Mohamed / ELSAYED Tamer (EGY)

CRO - Croatia

Players		Shots								Offence		Defence		Punishments			TP	
No.	Name	G/S	%	6m	Wing	9m	7m	FB	BT	AS	TO	ST	BS	YC	2Min	RC		BC
1	STEVANOVIC Ivan																	34:57
5	DUVNJAK Domagoj	3/8	38	0/1		1/5	1/1		1/1	6	5	2	1	1				49:18
7	STEPANCIC Luka	4/7	57	2/3		1/3			1/1	2								24:57
8	KOPLJAR Marko	0/2	0	0/1		0/1				2	1	2	1	1	1			42:24
10	GOJUN Jakov	1/1	100	1/1								1						22:30
12	PESIC Ivan																	20:04
13	HORVAT Zlatko	2/3	67				1/2	1/1				1						17:15
18	KARACIC Igor	1/2	50	1/1		0/1				1	1							12:32
26	STRLEK Manuel	7/10	70		1/2		1/2	5/6		2	1							60:00
27	CUPIC Ivan	4/5	80		4/5					2	1							40:40
30	MAMIC Marko	1/2	50			1/2							1					23:43
32	SLISKOVIC Ivan	0/1	0	0/1							1		1			2		30:09
34	BROZOVIC Ilija	1/1	100	1/1										1				14:34
44	KOZINA Kresimir	3/4	75	2/2				1/2		1	1							26:57
Bench/Team														1				
Totals		27/46	59	7/11	5/7	3/12	3/5	7/9	2/2	16	11	6	4	4	3			

Goalkeepers		Total Shots		6m Shots		Wing Shots		9m Shots		7m Shots		Fast Breaks		Breakthroughs	
No.	Name	S/S	%	S/S	%	S/S	%	S/S	%	S/S	%	S/S	%	S/S	%
1	STEVANOVIC Ivan	7/20	35	0/3	0	2/4	50	5/6	83	0/3	0	0/1	0	0/3	0
12	PESIC Ivan	3/15	20	1/4	25	0/1	0	1/4	25	0/2	0	1/2	50	0/2	0
Totals		10/36	28	1/7	14	2/5	40	6/11	55	0/5	0	1/3	33	0/5	0

Team Shots	Goals	Saves	Missed	Post	Blocked	Total	%
6m Shots	7	3	1			11	64
Wing Shots	5	2				7	71
9m Shots	3	4	3		2	12	25
7m Shots	3	2			N/A	5	60
Fast Breaks	7	2				9	78
Breakthroughs	2					2	100
Totals	27	13	4		2	46	59

Number of Attacks: 53, Scoring Efficiency: 51%



Match Team Statistics

Estatística da partida por equipe / Statistiques du match par équipe

Match 12

ARG 26 - 27 CRO
(15 - 14) (11 - 13)

Referees: RASHED Mohamed / ELSAYED Tamer (EGY)

CRO - Croatia

Shots Distribution

Players


Goals / Shots

1 STEVANOVIC I	5 DUVNJAK D	7 STEPANCIC L	8 KOPLJAR M	10 GOJUN J	12 PESIC I	13 HORVAT Z
	3/4					0/1
		0/1				
		0/1				
	1-Missed	1-Blocked 2-Missed		1-Blocked		
18 KARACIC I	26 STRLEK M	27 CUPIC I	30 MAMIC M	32 SLISKOVIC I	34 BROZOVIC I	44 KOZINA K
	1/1	0/1	1/1			
						1/1
			0/1			1/1
			0/1		1/1	
		1/1	1/1			
	3/3	1/1	1/3			0/1
				1-Missed		1/1

Team
Goals / Shots

5/7	1/2	2/2
0/1		2/5
8/9	3/4	6/10

4-Missed 2-Blocked



Goalkeepers
Saves / Shots

2/3	2/5	0/1
1/2		2/3
0/12	1/4	2/7

1 STEVANOVIC I

1/2	2/3	
0/1		2/2
0/7	1/2	1/3

12 PESIC I

1/1	0/2	0/1
1/1		0/1
0/5	0/2	1/3

Legend:

%	Efficiency	2Min	2 Minute Suspensions	6m	6 metre Shots	7m	7 metre Shots	9m	9 metre Shots
AS	Assists	BS	Blocked Shots	BT	Breakthroughs	BC	Blue Cards	FB	Fast Breaks
G/S	Goals/Shots	N/A	Not Applicable	No.	Uniform Number	RC	Red Cards	S/S	Saves/Shots
ST	Steals	TO	Turnover	TP	Time Played	Wing	Wing Shots	YC	Yellow Cards



Match Report
Relatório da partida / Rapport du match

Team A										Team B																						
A					EGY - Egypt					B					SWE - Sweden																	
played in					in the hall					on					at					Spectators		Match Number										
Rio de Janeiro					Future Arena					TUE 9 AUG 2016					19:50					4,926		11										
Half-time (30')		A		B		End of playing time			A		B		1st extra time			A		B		2nd extra time			A		B		After penalty throws		A		B	
Number of 7m		A		Team time-out			Full name of players and officials										Team time-out			B		Number of 7m										
4/6		12		13		1 23:19 2 41:23 3 59:25													1 28:15 2 52:00 3 58:30			4/4		4/4								
No.	Team A						G	YC	2'	RC	BC	No.	Team B						G	YC	2'	RC	BC									
3	ABOUEBAID Mamdouh Taha						3	1				1	ANDERSSON Mattias																			
8	RAMADAN Mohamed Ibrahim								1			3	GOTTFRIDSSON Jim						2		2											
9	EISSA Eslam						5		1			5	ANDERSSON Kim						2		1											
15	AMER Mohamed						1					9	TOLLBRING Jerry						4													
19	ELBASSIOUNY Mohamed Hesham						1					11	NILSSON Lukas						4													
20	HASHEM Mohamed Alaa						1		2			13	STENBACKEN Jonathan																			
24	ELMASRY Ibrahim							1	1			18	KARLSSON Tobias							1	2											
39	ELDERAA Yehia						2					19	JAKOBSSON Johan						4													
66	ELAHMAR Ahmed						2		1			20	APPELGREN Mikael																			
72	KHALIL Mahmoud											24	PETERSEN Fredrik						5		1											
88	HENDAWY Karim											28	STENMALM Philip						2	1												
89	SHEBIB Mohamed Mamdouh						1					32	ZACHRISSON Mattias						1													
90	MOHAMED Ali Zein						3	1	1			35	NILSSON Andreas																			
91	SANAD Mohammad						7					36	NIELSEN Jesper						1	1	2											

Off.A	ELSHERBINY Omar	1				Off.A	LINDGREN Ola				
Off.B	RAGAB Marwan					Off.B	OLSSON Staffan				
Off.C	BAKIR Mohamed					Off.C	SIGURDSSON Ulf				
Off.D	HASSAN Kareem					Off.D	DAHLBERG Inge				

A	Signatures of responsables for the teams (Off.A)		B
TP	Remarks of referees / IHF Official		TP

Referees	MOUSAVIAN NAZHAD . (IRI)	Signatures	KOLAHDOUZAN M (IRI)	Signatures
Technical Officials	TK: REISINGER G (AUT)		SK: ALMARZOOQI O (UAE)	
IHF Official	HUELIN T (ESP)			

Number of 7m scored/awarded to team A resp. B, goals (G), yellow cards (YC), red cards (RC), blue cards (BC) and team penalty (TP)



Results
Resultados / Résultats

Match 11

EGY 26 - 25 SWE
(12 - 13) (14 - 12)

Referees: MOUSAVIAN NAZHAD . (IRI) / KOLAHDOUZAN M (IRI)

EGY - Egypt

Players		Shots								Punishments			
No.	Name	G/S	%	6m	Wing	9m	7m	FB	BT	YC	2Min	RC	BC
3	ABOUEBAID Mamdouh Taha	3/6	50	0/1	1/1	2/4				1			
8	RAMADAN Mohamed Ibrahim										1		
9	EISSA Eslam	5/8	63			1/4	2/2		2/2			1	
15	AMER Mohamed	1/1	100				1/1						
19	ELBASSIOUNY Mohamed Hesham	1/1	100		1/1								
20	HASHEM Mohamed Alaa	1/2	50	1/1	0/1							2	
24	ELMASRY Ibrahim	0/1	0			0/1				1	1		
39	ELDERAA Yehia	2/3	67			1/2		1/1					
66	ELAHMAR Ahmed	2/5	40	1/1		1/2	0/1		0/1			1	
72	KHALIL Mahmoud												
88	HENDAWY Karim												
89	SHEBIB Mohamed Mamdouh	1/2	50	1/1				0/1					
90	MOHAMED Ali Zein	3/5	60	1/1		2/4				1	1		
91	SANAD Mohammad	7/9	78	1/1	3/3		1/2	2/3					
Bench/Team										1			
Totals		26/43	60	5/6	5/6	7/17	4/6	3/5	2/3	4	7		

Goalkeepers		Saves							
No.	Name	S/S	%	6m	Wing	9m	7m	FB	BT
72	KHALIL Mahmoud	2/10	20	0/1	1/2	1/1	0/2	0/1	0/3
88	HENDAWY Karim	3/20	15	0/3	1/5	1/7	0/2	0/1	1/2
Totals		5/30	17	0/4	2/7	2/8	0/4	0/2	1/5

SWE - Sweden

Players		Shots								Punishments			
No.	Name	G/S	%	6m	Wing	9m	7m	FB	BT	YC	2Min	RC	BC
1	ANDERSSON Mattias												
3	GOTTFRIDSSON Jim	2/2	100	1/1					1/1			2	
5	ANDERSSON Kim	2/4	50			1/3		1/1				1	
9	TOLLBRING Jerry	4/4	100				4/4						
11	NILSSON Lukas	4/5	80			1/1			3/4				
13	STENBACKEN Jonathan												
18	KARLSSON Tobias									1	2		
19	JAKOBSSON Johan	4/6	67		1/1	3/5							
20	APPELGREN Mikael												
24	PETERSEN Fredrik	5/7	71	1/1	4/6							1	
28	STENMALM Philip	2/3	67	1/1		1/2				1			
32	ZACHRISSON Mattias	1/3	33		0/1			1/2					
35	NILSSON Andreas												
36	NIELSEN Jesper	1/1	100	1/1						1	2		
Bench/Team													
Totals		25/35	71	4/4	5/8	6/11	4/4	2/3	4/5	3	8		

Goalkeepers		Saves							
No.	Name	S/S	%	6m	Wing	9m	7m	FB	BT
1	ANDERSSON Mattias	7/28	25	1/5	1/5	2/7	1/4	1/4	1/3
20	APPELGREN Mikael	2/6	33		0/1	1/3	1/2		
Totals		9/35	26	1/6	1/6	3/10	2/6	1/4	1/3

RUNNING SCORE
EGY - SWE

1st Half

0 (2) 1 JAKOBSSON J
1 (3) 1
1 (3) 2 STENMALM P
2 (4) 2
2 (5) 3 TOLLBRING J
2 (6) 4 JAKOBSSON J
2 (8) 5 ZACHRISSON M
2 (10) 6 STENMALM P
3 (11) 6
3 (14) 7 JAKOBSSON J
4 (16) 7
5 (17) 7
6 (18) 7
6 (18) 8 PETERSEN F
7 (19) 8
8 (21) 8
8 (22) 9 NILSSON L
9 (22) 9
9 (23) 10 ANDERSSON K
10 (24) 10
10 (24) 11 NIELSEN J
EISSA E 11 (25) 11
11 (26) 12 TOLLBRING J
MOHAMED A 12 (27) 12
12 (28) 13 PETERSEN F

2nd Half

SANAD M 13 (31) 13
13 (31) 14 TOLLBRING J
13 (33) 15 PETERSEN F
ELAHMAR A 14 (35) 15
SANAD M 15 (35) 15
ELDERAA Y 16 (36) 15
16 (38) 16 JAKOBSSON J
EISSA E 17 (39) 16
17 (39) 17 PETERSEN F
17 (40) 18 NILSSON L
17 (42) 19 PETERSEN F
17 (42) 20 ANDERSSON K
HASHEM M 18 (43) 20
SHEBIB M 19 (46) 20
19 (47) 21 TOLLBRING J
EISSA E 20 (47) 21
20 (48) 22 GOTTFRIDSSON J
ABOUEBAID M 21 (48) 22
EISSA E 22 (50) 22
ELAHMAR A 23 (52) 22
23 (53) 23 GOTTFRIDSSON J
23 (54) 24 NILSSON L
ABOUEBAID M 24 (55) 24
MOHAMED A 25 (59) 24
25 (59) 25 NILSSON L
ELBASSIOUNY M 26 (60) 25

Legend:

%	Efficiency	2Min	2 Minute Suspensions	6m	6-metre Shots	7m	7-metre Shots
9m	9-metre Shots	BT	Breakthroughs	BC	Blue Cards	FB	Fast Breaks
G/S	Goals/Shots	No.	Uniform Number	RC	Red Cards	S/S	Saves/Shots
Wing	Wing Shots	YC	Yellow Cards				



Match Team Statistics

Estatística da partida por equipe / Statistiques du match par équipe

Match 11

EGY 26 - 25 SWE

(12 - 13) (14 - 12)

Referees: MOUSAVIAN NAZHAD SADEGHI Alireza / KOLAHDOUZAN Majid (IRI)

EGY - Egypt

Players		Shots								Offence		Defence		Punishments			TP	
No.	Name	G/S	%	6m	Wing	9m	7m	FB	BT	AS	TO	ST	BS	YC	2Min	RC		BC
3	ABOUEBAID Mamdouh Taha	3/6	50	0/1	1/1	2/4				1	1	1		1				33:24
8	RAMADAN Mohamed Ibrahim									2					1			51:14
9	EISSA Eslam	5/8	63			1/4	2/2		2/2	2		1			1			34:01
15	AMER Mohamed	1/1	100				1/1			1	1							9:30
19	ELBASSIOUNY Mohamed Hesham	1/1	100		1/1					2	1							21:12
20	HASHEM Mohamed Alaa	1/2	50	1/1	0/1						1	1			2			33:05
24	ELMASRY Ibrahim	0/1	0			0/1						1		1	1			28:48
39	ELDERAA Yehia	2/3	67			1/2		1/1			1	1						19:38
66	ELAHMAR Ahmed	2/5	40	1/1		1/2	0/1		0/1						1			30:00
72	KHALIL Mahmoud																	18:57
88	HENDAWY Karim																	37:45
89	SHEBIB Mohamed Mamdouh	1/2	50	1/1				0/1			2							29:49
90	MOHAMED Ali Zein	3/5	60	1/1		2/4				1				1	1			29:43
91	SANAD Mohammad	7/9	78	1/1	3/3		1/2	2/3			1	1						42:54
	Bench/Team													1				
Totals		26/43	60	5/6	5/6	7/17	4/6	3/5	2/3	9	8	6		4	7			

Goalkeepers		Total Shots		6m Shots		Wing Shots		9m Shots		7m Shots		Fast Breaks		Breakthroughs	
No.	Name	S/S	%	S/S	%	S/S	%	S/S	%	S/S	%	S/S	%	S/S	%
72	KHALIL Mahmoud	2/10	20	0/1	0	1/2	50	1/1	100	0/2	0	0/1	0	0/3	0
88	HENDAWY Karim	3/20	15	0/3	0	1/5	20	1/7	14	0/2	0	0/1	0	1/2	50
Totals		5/30	17	0/4	0	2/7	29	2/8	25	0/4	0	0/2	0	1/5	20

Team Shots	Goals	Saves	Missed	Post	Blocked	Total	%
6m Shots	5	1				6	83
Wing Shots	5	1				6	83
9m Shots	7	3	4		3	17	41
7m Shots	4	2			N/A	6	67
Fast Breaks	3	1	1			5	60
Breakthroughs	2	1				3	67
Totals	26	9	5		3	43	60

Number of Attacks: 48, Scoring Efficiency: 54%



Match Team Statistics

Estatística da partida por equipe / Statistiques du match par équipe

Match 11

EGY 26 - 25 SWE
(12 - 13) (14 - 12)

Referees: MOUSAVIAN NAZHAD SADEGHI Alireza / KOLAHDOUZAN Majid (IRI)

EGY - Egypt

Shots Distribution

Players

Goals / Shots

3 ABUEBAID M	8 RAMADAN M	9 EISSA E	15 AMER M	19 ELBASSIOUNY M	20 HASHEM M	24 ELMASRY I
1/1		1/1		1/1	1/1	
1/1		0/1				
0/1		3/3	0/1	1/1		

2-Missed

1-Blocked

1-Missed

39 ELDERAA Y	66 ELAHMAR A	72 KHALIL M	88 HENDAWY K	89 SHEBIB M	90 MOHAMED A	91 SANAD M
	1/1				1/1	1/1
					1/2	2/3
2/2				1/2		1/1

1-Blocked

1-Blocked

1-Missed

1-Missed

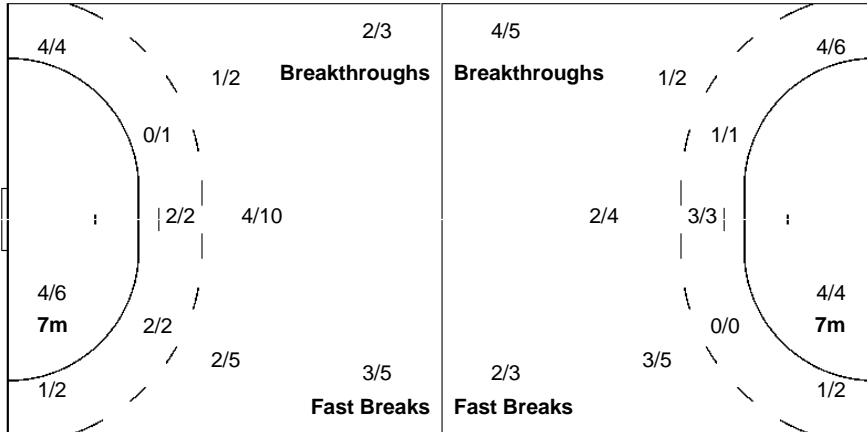
Team
Goals / Shots

3/3	2/2	3/3
3/6		1/2
7/9	1/2	6/8

5-Missed

3-Blocked

Offence



Defence

Goalkeepers
Saves / Shots

0/4		1/7
2/2		1/1
1/10	0/2	0/4

72 KHALIL M

0/3		0/2
1/1		
1/3	0/1	

88 HENDAWY K

0/1		1/5
1/1		1/1
0/7	0/1	0/4



Match Team Statistics

Estatística da partida por equipe / Statistiques du match par équipe

Match 11

EGY 26 - 25 SWE

(12 - 13) (14 - 12)

Referees: MOUSAVIAN NAZHAD SADEGHI Alireza / KOLAHDOUZAN Majid (IRI)

SWE - Sweden

Players		Shots								Offence		Defence		Punishments			TP	
No.	Name	G/S	%	6m	Wing	9m	7m	FB	BT	AS	TO	ST	BS	YC	2Min	RC		BC
1	ANDERSSON Mattias																	47:56
3	GOTTFRIDSSON Jim	2/2	100	1/1					1/1		5				2			36:40
5	ANDERSSON Kim	2/4	50			1/3		1/1		2	3	1			1			33:30
9	TOLLBRING Jerry	4/4	100				4/4											2:51
11	NILSSON Lukas	4/5	80			1/1			3/4	3	1							20:36
13	STENBACKEN Jonathan																	12:36
18	KARLSSON Tobias											2	1	1	2			34:55
19	JAKOBSSON Johan	4/6	67		1/1	3/5				1	1							28:49
20	APPELGREN Mikael																	9:10
24	PETERSEN Fredrik	5/7	71	1/1	4/6					1	1				1			59:32
28	STENMALM Philip	2/3	67	1/1		1/2								1				17:13
32	ZACHRISSON Mattias	1/3	33		0/1			1/2			1							57:11
35	NILSSON Andreas										1							11:00
36	NIELSEN Jesper	1/1	100	1/1						2			2	1	2			48:01
Bench/Team																		
Totals		25/35	71	4/4	5/8	6/11	4/4	2/3	4/5	9	13	3	3	3	8			

Goalkeepers		Total Shots		6m Shots		Wing Shots		9m Shots		7m Shots		Fast Breaks		Breakthroughs	
No.	Name	S/S	%	S/S	%	S/S	%	S/S	%	S/S	%	S/S	%	S/S	%
1	ANDERSSON Mattias	7/28	25	1/5	20	1/5	20	2/7	29	1/4	25	1/4	25	1/3	33
20	APPELGREN Mikael	2/6	33			0/1	0	1/3	33	1/2	50				
Totals		9/35	26	1/6	17	1/6	17	3/10	30	2/6	33	1/4	25	1/3	33

Team Shots	Goals	Saves	Missed	Post	Blocked	Total	%
6m Shots	4					4	100
Wing Shots	5	2		1		8	63
9m Shots	6	2	1	2		11	55
7m Shots	4				N/A	4	100
Fast Breaks	2		1			3	67
Breakthroughs	4	1				5	80
Totals	25	5	2	3		35	71

Number of Attacks: 47, Scoring Efficiency: 53%



Match Team Statistics

Estatística da partida por equipe / Statistiques du match par équipe

Match 11

EGY 26 - 25 SWE

(12 - 13) (14 - 12)

Referees: MOUSAVIAN NAZHAD SADEGHI Alireza / KOLAHDOUZAN Majid (IRI)

SWE - Sweden

Shots Distribution

Players

Goals / Shots

1 ANDERSSON M	3 GOTTFRIDSSON J	5 ANDERSSON K	9 TOLLBRING J	11 NILSSON L	13 STENBACKEN J	18 KARLSSON T
		1/1	3/3	1/1	1/2	
	1/1		1/1	1/1		

1-Post

19 JAKOBSSON J	20 APPELGREN M	24 PETERSEN F	28 STENMALM P	32 ZACHRISSON M	35 NILSSON A	36 NIELSEN J
			1/1			
2/2		0/2				
0/1		3/3	1/1	1/1		
1/1		2/2				1/1

1-Post

1-Missed

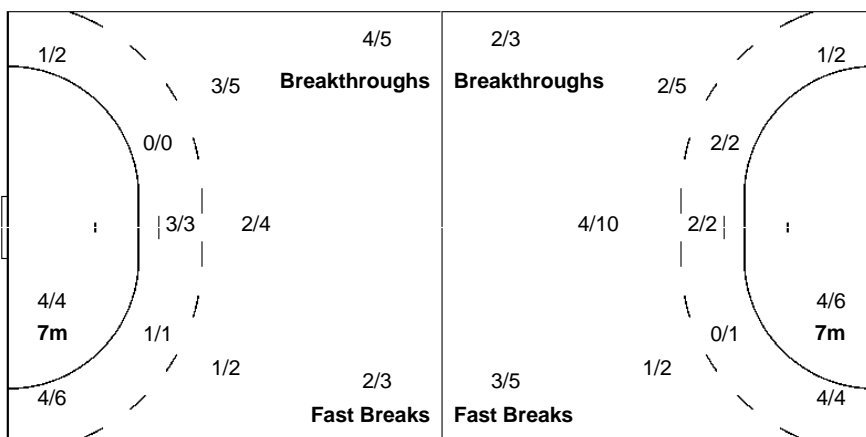
1-Missed1-Post

Team
Goals / Shots

4/4		6/7
0/2		0/1
9/10	2/2	4/4

2-Missed 3-Post

Offence



Defence

Goalkeepers
Saves / Shots

0/3	0/2	0/3
3/6		1/2
2/9	1/2	2/8

1 ANDERSSON M

0/3	0/2	0/2
2/5		
2/9	1/2	2/5

20 APPELGREN M

		0/1
1/1		1/2
		0/2

Legend:	% Efficiency	2Min 2 Minute Suspensions	6m 6 metre Shots	7m 7 metre Shots	9m 9 metre Shots
AS Assists	BS Blocked Shots	BT Breakthroughs	BC Blue Cards	FB Fast Breaks	S/S Saves/Shots
G/S Goals/Shots	N/A Not Applicable	No. Uniform Number	RC Red Cards	S/S Saves/Shots	YC Yellow Cards
ST Steals	TO Turnover	TP Time Played	Wing Wing Shots		



Match Report
Relatório da partida / Rapport du match

Team A										Team B																			
A					TUN - Tunisia					B					QAT - Qatar														
played in					in the hall					on					at					Spectators		Match Number							
Rio de Janeiro					Future Arena					THU 11 AUG 2016					09:30					2,340		13							
Half-time (30')		A		B		End of playing time		A		B		1st extra time		A		B		2nd extra time		A		B		After penalty throws		A		B	
Number of 7m		A		Team time-out		Full name of players and officials										Team time-out		B		Number of 7m									
1/1		1		27:37		2		44:52		3		57:29		1		24:56		2		40:26		3		56:15					
No.	Team A						G	YC	2'	RC	BC	No.	Team B						G	YC	2'	RC	BC						
1	MISSAOUI Makrem											1	MARKOVIC Zarko						5										
4	TOUMI Aymen											4	MABROUK Hassan								1								
6	TEJ Issam						5					5	BAGARIC Marko																
8	MAAREF Mohamed Jilani								1			7	ROINE Bertrand							1	2								
9	BANNOUR Amine						4	1				9	CAPOTE Rafael						12	1									
12	MAGGAIZ Marouen											11	MURAD Abdulrazzaq						3										
15	HAJ YOUSSEF Khaled						1					12	SARIC Danijel																
21	BOUGHANMI Oussama						8		1			13	MEMISEVIC Eldar						1		2								
22	SAIED Sobhi											14	ALRAYES Bassel						2										
23	HOSNI Oussama								1			15	MEGDICH Nasreddine																
27	HAMMED Aymen						1	1				16	STOJANOVIC Goran																
31	CHOUIREF Marouan						1		1			19	FERNANDEZ Borja																
39	SOUSSI Mohamed						1		2			25	MALLASH Kamal Aldin						2										
42	JALLOUZ Wael						4					94	ZAKKAR Ameen																

Off.A	MANAI Ridha					Off.A	ALHAIL Yousuf				
Off.B	ZOUABI Hafedh					Off.B	RIVERA Valero				
Off.C	SGHIRI Mohamed Ali					Off.C	ARCAS Ricardo				
Off.D	HAMMAMI Naim					Off.D	GUTIERREZ Jose Antonio				

A	Signatures of responsables for the teams (Off.A)										B
TP	Remarks of referees / IHF Official										TP

Referees	Signatures		Signatures	
	HANSEN M (DEN)		GJEDING M (DEN)	
Technical Officials	Signatures		Signatures	
	TK: REISINGER G (AUT)		SK: SICHELSCHMIDT P (GER)	
IHF Official	Signatures		Signatures	
	JENSEN B (DEN)			

Number of 7m scored/awarded to team A resp. B, goals (G), yellow cards (YC), red cards (RC), blue cards (BC) and team penalty (TP)



Results
Resultados / Résultats

Match 13

TUN 25 - 25 QAT
(12 - 11) (13 - 14)

Referees: HANSEN M (DEN) / GJEDING M (DEN)

TUN - Tunisia

Players		Shots								Punishments			
No.	Name	G/S	%	6m	Wing	9m	7m	FB	BT	YC	2Min	RC	BC
1	MISSAOUI Makrem												
4	TOUMI Aymen	0/1	0					0/1					
6	TEJ Issam	5/7	71	3/5				2/2					
8	MAAREF Mohamed Jilani										1		
9	BANNOUR Amine	4/9	44	1/2		3/7				1			
12	MAGGAIZ Marouen												
15	HAY YOUSSEF Khaled	1/1	100		1/1								
21	BOUGHANMI Oussama	8/10	80	1/2	5/6		1/1	1/1			1		
22	SAIED Sobhi	0/1	0			0/1							
23	HOSNI Oussama	0/2	0		0/2							1	
27	HAMMED Aymen	1/2	50		1/2					1			
31	CHOUJREF Marouan	1/1	100	1/1								1	
39	SOUSSI Mohamed	1/2	50			0/1		1/1				2	
42	JALLOUZ Wael	4/8	50	2/2		1/5			1/1				
Bench/Team													
Totals		25/44	57	8/12	7/11	4/14	1/1	4/5	1/1	2	6		

Goalkeepers		Saves							
No.	Name	S/S	%	6m	Wing	9m	7m	FB	BT
1	MISSAOUI Makrem								
12	MAGGAIZ Marouen	15/40	38	4/15	0/3	5/13		2/3	4/6
Totals		15/40	38	4/15	0/3	5/13		2/3	4/6

QAT - Qatar

Players		Shots								Punishments			
No.	Name	G/S	%	6m	Wing	9m	7m	FB	BT	YC	2Min	RC	BC
1	MARKOVIC Zarko	5/8	63	2/3		3/5							
4	MABROUK Hassan	0/1	0					0/1				1	
5	BAGARIC Marko												
7	ROINE Bertrand	0/3	0			0/2		0/1		1	2		
9	CAPOTE Rafael	12/20	60	6/8		5/10			1/2	1			
11	MURAD Abdulrazzaq	3/4	75	0/1	2/2			1/1					
12	SARIC Danijel												
13	MEMISEVIC Eldar	1/2	50	0/1	1/1						2		
14	ALRAYES Bassel	2/4	50	2/3					0/1				
15	MEGDICH Nasreddine												
16	STOJANOVIC Goran												
19	FERNANDEZ Borja												
25	MALLASH Kamal Aldin	2/5	40	1/1									
94	ZAKKAR Ameen												
Bench/Team													
Totals		25/47	53	11/17	3/3	8/17		1/3	2/7	2	5		

Goalkeepers		Saves							
No.	Name	S/S	%	6m	Wing	9m	7m	FB	BT
12	SARIC Danijel	10/34	29	2/10	2/8	5/9	0/1	1/5	0/1
16	STOJANOVIC Goran	2/3	67	1/1	1/2				
Totals		12/37	32	3/11	3/10	5/9	0/1	1/5	0/1

RUNNING SCORE	
TUN - QAT	
1st Half	
BOUGHANMI O	1 (2) 0
	1 (3) 1 ALRAYES B
TEJ I	2 (6) 1
	2 (8) 2 CAPOTE R
	2 (10) 3 MALLASH KA
BANNOUR A	3 (13) 3
	3 (14) 4 MEMISEVIC E
HAY YOUSSEF K	4 (15) 4
	4 (15) 5 ALRAYES B
JALLOUZ W	5 (16) 5
	5 (16) 6 CAPOTE R
	5 (17) 7 CAPOTE R
BOUGHANMI O	6 (17) 7
	6 (18) 8 CAPOTE R
SOUSSI M	7 (18) 8
	7 (19) 9 CAPOTE R
TEJ I	8 (24) 9
BOUGHANMI O	9 (25) 9
BANNOUR A	10 (27) 9
	10 (27) 10 MURAD A
JALLOUZ W	11 (28) 10
TEJ I	12 (29) 10
	12 (30) 11 MARKOVIC Z
2nd Half	
TEJ I	13 (31) 11
	13 (32) 12 CAPOTE R
BOUGHANMI O	14 (33) 12
	14 (33) 13 MARKOVIC Z
JALLOUZ W	15 (33) 13
TEJ I	16 (34) 13
	16 (34) 14 MARKOVIC Z
BOUGHANMI O	17 (36) 14
BANNOUR A	18 (41) 14
	18 (41) 15 CAPOTE R
	18 (43) 16 CAPOTE R
	18 (45) 17 CAPOTE R
JALLOUZ W	19 (46) 17
BOUGHANMI O	20 (48) 17
	20 (48) 18 CAPOTE R
HAMMED A	21 (49) 18
	21 (49) 19 MURAD A
	21 (51) 20 CAPOTE R
BANNOUR A	22 (51) 20
	22 (52) 21 MARKOVIC Z
BOUGHANMI O	23 (53) 21
BOUGHANMI O	24 (56) 21
CHOUJREF M	25 (57) 21
	25 (57) 22 MURAD A
	25 (59) 23 CAPOTE R
	25 (60) 24 MARKOVIC Z
	25 (60) 25 MALLASH KA

Legend:	2Min 2 Minute Suspensions	6m 6-metre Shots	7m 7-metre Shots
% Efficiency	BT Breakthroughs	BC Blue Cards	FB Fast Breaks
9m 9-metre Shots	No. Uniform Number	RC Red Cards	S/S Saves/Shots
G/S Goals/Shots	YC Yellow Cards		
Wing Wing Shots			



Match Team Statistics

Estatística da partida por equipe / Statistiques du match par équipe

Match 13

TUN 25 - 25 QAT

(12 - 11) (13 - 14)

Referees: HANSEN Mads / GJEDING Martin (DEN)

TUN - Tunisia

Players		Shots								Offence		Defence		Punishments			TP	
No.	Name	G/S	%	6m	Wing	9m	7m	FB	BT	AS	TO	ST	BS	YC	2Min	RC		BC
1	MISSAOUI Makrem																	0:00
4	TOUMI Aymen	0/1	0					0/1										8:31
6	TEJ Issam	5/7	71	3/5				2/2				1						44:40
8	MAAREF Mohamed Jilani												1		1			7:52
9	BANNOUR Amine	4/9	44	1/2		3/7				2	4			1				28:47
12	MAGGAIZ Marouen																	58:20
15	HAY YOUSSEF Khaled	1/1	100		1/1					1		1						4:38
21	BOUGHANMI Oussama	8/10	80	1/2	5/6		1/1	1/1			1				1			58:23
22	SAIED Sobhi	0/1	0			0/1				2	2							24:33
23	HOSNI Oussama	0/2	0		0/2					1	1				1			50:35
27	HAMMED Aymen	1/2	50		1/2					1	1			1				31:52
31	CHOUIREF Marouan	1/1	100	1/1									1		1			19:48
39	SOUSSI Mohamed	1/2	50			0/1		1/1		4	1				2			32:26
42	JALLOUZ Wael	4/8	50	2/2		1/5			1/1	4	3							49:35
Bench/Team																		
Totals		25/44	57	8/12	7/11	4/14	1/1	4/5	1/1	15	13	2	2	2	6			

Goalkeepers		Total Shots		6m Shots		Wing Shots		9m Shots		7m Shots		Fast Breaks		Breakthroughs	
No.	Name	S/S	%	S/S	%	S/S	%	S/S	%	S/S	%	S/S	%	S/S	%
1	MISSAOUI Makrem														
12	MAGGAIZ Marouen	15/40	38	4/15	27	0/3	0	5/13	38			2/3	67	4/6	67
Totals		15/40	38	4/15	27	0/3	0	5/13	38			2/3	67	4/6	67

Team Shots	Goals	Saves	Missed	Post	Blocked	Total	%
6m Shots	8	3		1		12	67
Wing Shots	7	3		1		11	64
9m Shots	4	5	1		4	14	29
7m Shots	1				N/A	1	100
Fast Breaks	4	1				5	80
Breakthroughs	1					1	100
Totals	25	12	1	2	4	44	57

Number of Attacks: 52, Scoring Efficiency: 48%



Match Team Statistics

Estatística da partida por equipe / Statistiques du match par équipe

Match 13

TUN 25 - 25 QAT
(12 - 11) (13 - 14)

Referees: HANSEN Mads / GJEDING Martin (DEN)

TUN - Tunisia

Shots Distribution

Players

Goals / Shots

1 MISSAOUI M	4 TOUMI A	6 TEJ I	8 MAAREF MJ	9 BANNOUR A	12 MAGGAIZ M	15 HAJ YOUSSEF K
		1/1				
	0/1	2/2		1/1		
				1/3		
		2/3		0/1	1/1	0/1
						1/1

1-Post

1-Blocked

21 BOUGHANMI O	22 SAIED S	23 HOSNI O	27 HAMMED A	31 CHOUIREF M	39 SOUSSI M	42 JALLOUZ W
1/1						
0/1			1/2			
4/4	2/2	1/1		1/1		
		0/1			0/1	1/1
					1/1	1/1

1-Blocked

1-Post

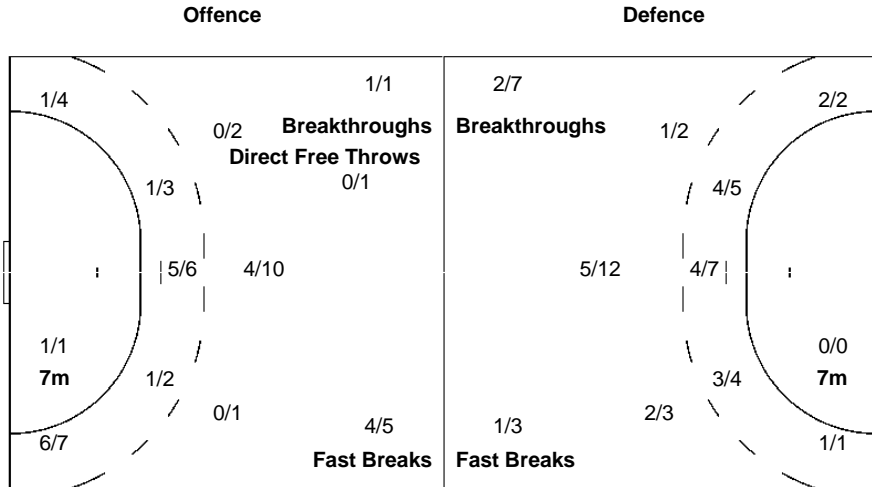
1-Missed

2-Blocked

Team
Goals / Shots

2/2		4/5
2/5		3/6
7/11	4/4	3/4

1-Missed 2-Post 4-Blocked



Goalkeepers
Saves / Shots

2/5		0/1
3/9		4/6
3/6	1/5	2/8

1 MISSAOUI M

12 MAGGAIZ M

2/5		0/1
3/9		4/6
3/6	1/5	2/8



Match Team Statistics

Estatística da partida por equipe / Statistiques du match par équipe

Match 13

TUN 25 - 25 QAT

(12 - 11) (13 - 14)

Referees: HANSEN Mads / GJEDING Martin (DEN)

QAT - Qatar

Players		Shots								Offence		Defence		Punishments			TP	
No.	Name	G/S	%	6m	Wing	9m	7m	FB	BT	AS	TO	ST	BS	YC	2Min	RC		BC
1	MARKOVIC Zarko	5/8	63	2/3		3/5				3	1	1						23:20
4	MABROUK Hassan	0/1	0					0/1							1			33:56
5	BAGARIC Marko											1						3:17
7	ROINE Bertrand	0/3	0			0/2		0/1		1			1	1	2			42:56
9	CAPOTE Rafael	12/20	60	6/8		5/10			1/2	2	3		2	1				60:00
11	MURAD Abdulrazzaq	3/4	75	0/1	2/2			1/1				2	1					58:27
12	SARIC Danijel																	53:50
13	MEMISEVIC Eldar	1/2	50	0/1	1/1						1	1			2			49:28
14	ALRAYES Bassel	2/4	50	2/3					0/1		2							48:20
15	MEGDICH Nasreddine																	9:39
16	STOJANOVIC Goran																	4:35
19	FERNANDEZ Borja										2							3:34
25	MALLASH Kamal Aldin	2/5	40	1/1					1/4	1	2	1						28:38
94	ZAKKAR Ameen																	0:00
Bench/Team																		
Totals		25/47	53	11/17	3/3	8/17		1/3	2/7	7	11	6	4	2	5			

Goalkeepers		Total Shots		6m Shots		Wing Shots		9m Shots		7m Shots		Fast Breaks		Breakthroughs	
No.	Name	S/S	%	S/S	%	S/S	%	S/S	%	S/S	%	S/S	%	S/S	%
12	SARIC Danijel	10/34	29	2/10	20	2/8	25	5/9	56	0/1	0	1/5	20	0/1	0
16	STOJANOVIC Goran	2/3	67	1/1	100	1/2	50								
Totals		12/37	32	3/11	27	3/10	30	5/9	56	0/1	0	1/5	20	0/1	0

Team Shots	Goals	Saves	Missed	Post	Blocked	Total	%
6m Shots	11	4	1		1	17	65
Wing Shots	3					3	100
9m Shots	8	5		3	1	17	47
7m Shots					N/A		
Fast Breaks	1	2				3	33
Breakthroughs	2	4	1			7	29
Totals	25	15	2	3	2	47	53

Number of Attacks: 52, Scoring Efficiency: 48%



Match Team Statistics

Estatística da partida por equipe / Statistiques du match par équipe

Match 13

TUN 25 - 25 QAT
(12 - 11) (13 - 14)

Referees: HANSEN Mads / GJEDING Martin (DEN)

QAT - Qatar

Shots Distribution

Players

Goals / Shots

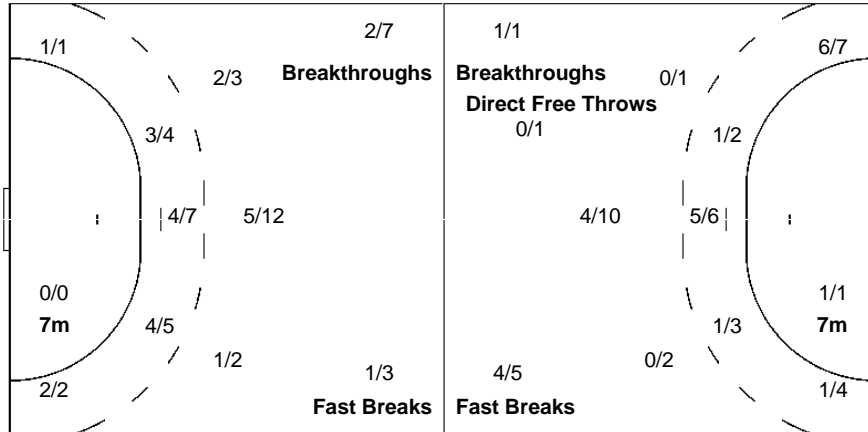
1 MARKOVIC Z	4 MABROUK H	5 BAGARIC M	7 ROINE B	9 CAPOTE R	11 MURAD A	12 SARIC D
0/1			0/1		1/1	
3/3				3/3	1/2	
1/1	0/1		0/1	2/3	2/2	1/1
				2/2	3/4	
2-Blocked				2-Missed3-Post		

13 MEMISEVIC E	14 ALRAYES B	15 MEGDICH N	16 STOJANOVIC G	19 FERNANDEZ B	25 MALLASH KA	94 ZAKKAR A
1/1						
0/1						
	1/2	1/2			0/3	
					2/2	

Team Goals / Shots

3/5		1/1
6/9		2/6
3/6	4/5	6/8
2-Missed 3-Post		2-Blocked

Offence



Defence

Goalkeepers Saves / Shots

0/2		1/5
3/5		3/6
4/11	0/4	1/4

12 SARIC D

0/2		1/5
2/4		3/6
3/10	0/3	1/4

16 STOJANOVIC G

1/1		
1/1	0/1	

Legend:		
%	Efficiency	
AS	Assists	
G/S	Goals/Shots	
ST	Steals	
2Min	2 Minute Suspensions	
BS	Blocked Shots	
N/A	Not Applicable	
TO	Turnover	
6m	6 metre Shots	
BT	Breakthroughs	
No.	Uniform Number	
TP	Time Played	
7m	7 metre Shots	
BC	Blue Cards	
RC	Red Cards	
Wing	Wing Shots	
9m	9 metre Shots	
FB	Fast Breaks	
S/S	Saves/Shots	
YC	Yellow Cards	



Match Report
Relatório da partida / Rapport du match

Team A										Team B													
A					POL - Poland					B					EGY - Egypt								
played in					in the hall					on					at					Match Number			
Rio de Janeiro					Future Arena					THU 11 AUG 2016					11:30					4,994		14	
Half-time (30')	A	B	End of playing time		A	B	1st extra time		A	B	2nd extra time		A	B	After penalty throws		A	B					
	16	10			33	25																	
Number of 7m	A	Team time-out			Full name of players and officials										Team time-out			B	Number of 7m				
		3/4	1	2											3	1	2			3	5/5		
		27:11	50:01	56:27																			
No.	Team A						G	YC	2'	RC	BC	No.	Team B						G	YC	2'	RC	BC
1	SZMAL Slawomir											3	ABOUEBAID Mamdouh Taha						1				
3	LIJEWSKI Krzysztof											8	RAMADAN Mohamed Ibrahim								3		
5	JACHLEWSKI Mateusz						5	1	1			9	EISSA Eslam						6				
6	KRAJEWSKI Przemyslaw						4		2			15	AMER Mohamed						2				
8	BIELECKI Karol						4					19	ELBASSIOUNY Mohamed Hesham						1		1		
11	WISNIEWSKI Adam						2		1			20	HASHEM Mohamed Alaa										
13	JURECKI Bartosz						1					24	ELMASRY Ibrahim							1	1		
15	JURECKI Michal						4					39	ELDERAA Yehia						4		1		
16	WYSZOMIRSKI Piotr											66	ELAHMAR Ahmed						4				
23	SYPRZAK Kamil						1	1	1			72	KHALIL Mahmoud										
26	DASZEK Michal						6					88	HENDAWY Karim										
35	KUS Mateusz								1	2		89	SHEBIB Mohamed Mamdouh						3	1			
38	GIERAK Lukasz						3					90	MOHAMED Ali Zein						3				
45	SZYBA Michal						3					91	SANAD Mohammad						1				

Off.A	LIS Robert					Off.A	ELSHERBINY Omar				
Off.B	DUJSHEBAEV Talant		1			Off.B	RAGAB Marwan		1		
Off.C	OWCZARSKI Tomasz					Off.C	BAKIR Mohamed				
Off.D	BUCZAK Jerzy					Off.D	HASSAN Kareem				

A	Signatures of responsables for the teams (Off.A)										B
TP	Remarks of referees / IHF Official										TP

Referees	SANTOS D (POR)		Signatures		FONSECA R (POR)		Signatures	
Technical Officials	TK: ADJEMIAN T (ARG)				SK: TOSI BRANDI M (ITA)			
IHF Official	NACHEVSKI D (MKD)							

Number of 7m scored/awarded to team A resp. B, goals (G), yellow cards (YC), red cards (RC), blue cards (BC) and team penalty (TP)



Results
Resultados / Résultats

Match 14

POL 33 - 25 EGY
(16 - 10) (17 - 15)

Referees: SANTOS D (POR) / FONSECA R (POR)

POL - Poland

Players		Shots								Punishments			
No.	Name	G/S	%	6m	Wing	9m	7m	FB	BT	YC	2Min	RC	BC
1	SZMAL Slawomir												
3	LIJEWSKI Krzysztof	0/1	0						0/1				
5	JACHLEWSKI Mateusz	5/5	100		1/1	1/1		3/3		1	1		
6	KRAJEWSKI Przemyslaw	4/7	57	3/6					1/1		2		
8	BIELECKI Karol	4/7	57			2/4	2/3						
11	WISNIEWSKI Adam	2/4	50		1/2			1/2			1		
13	JURECKI Bartosz	1/2	50	0/1			1/1						
15	JURECKI Michal	4/4	100	2/2				1/1	1/1				
16	WYSZOMIRSKI Piotr												
23	SYPRZAK Kamil	1/1	100	1/1						1	1		
26	DASZEK Michal	6/8	75	1/2	3/4			2/2					
35	KUS Mateusz									1	2		
38	GIERAK Lukasz	3/3	100			2/2			1/1				
45	SZYBA Michal	3/4	75	1/2		1/1			1/1				
	Bench/Team									1			
	Totals	33/46	72	8/14	5/7	6/8	3/4	7/8	4/5	4	7		

Goalkeepers		Saves							
No.	Name	S/S	%	6m	Wing	9m	7m	FB	BT
1	SZMAL Slawomir	10/34	29	2/9	1/2	4/8	0/5	1/3	2/7
16	WYSZOMIRSKI Piotr								
	Totals	11/36	31	2/9	2/3	4/8	0/5	1/4	2/7

EGY - Egypt

Players		Shots								Punishments			
No.	Name	G/S	%	6m	Wing	9m	7m	FB	BT	YC	2Min	RC	BC
3	ABOUEBAID Mamdouh Taha	1/2	50	0/1					1/1				
8	RAMADAN Mohamed Ibrahim										3		
9	EISSA Eslam	6/9	67	2/3	1/1	1/3			2/2				
15	AMER Mohamed	2/4	50			1/1	1/1		0/2				
19	ELBASSIOUNY Mohamed Hesham	1/1	100	1/1							1		
20	HASHEM Mohamed Alaa	0/1	0						0/1				
24	ELMASRY Ibrahim									1	1		
39	ELDERAA Yehia	4/4	100	1/1			1/1	2/2			1		
66	ELAHMAR Ahmed	4/9	44			0/3	1/1	1/2	2/3				
72	KHALIL Mahmoud												
88	HENDAWY Karim												
89	SHEBIB Mohamed Mamdouh	3/5	60	3/4	0/1					1			
90	MOHAMED Ali Zein	3/7	43			2/6	1/1						
91	SANAD Mohammad	1/4	25		0/2	0/1	1/1						
	Bench/Team									1			
	Totals	25/46	54	7/10	1/4	4/14	5/5	3/4	5/9	3	6		

Goalkeepers		Saves							
No.	Name	S/S	%	6m	Wing	9m	7m	FB	BT
72	KHALIL Mahmoud	4/14	29	1/3	1/3	0/4	1/1	1/2	0/1
88	HENDAWY Karim	7/30	23	5/11	0/3	2/4	0/3	0/6	0/3
	Totals	11/44	25	6/14	1/6	2/8	1/4	1/8	0/4

RUNNING SCORE	
POL - EGY	
1st Half	
0 (1) 1	ELDERAA Y
1 (1) 1	JURECKI M
1 (3) 2	AMER M
2 (4) 2	DASZEK M
3 (8) 2	BIELECKI K
3 (9) 3	SANAD M
4 (9) 3	JURECKI M
5 (10) 3	JURECKI M
5 (11) 4	MOHAMED A
6 (12) 4	KRAJEWSKI P
7 (15) 4	JURECKI M
8 (16) 4	BIELECKI K
8 (17) 5	AMER M
9 (17) 5	JACHLEWSKI M
10 (19) 5	GIERAK L
11 (20) 5	DASZEK M
11 (21) 6	EISSA E
12 (21) 6	WISNIEWSKI A
12 (22) 7	ELBASSIOUNY M
13 (23) 7	DASZEK M
14 (24) 7	DASZEK M
15 (25) 7	WISNIEWSKI A
15 (26) 8	ELAHMAR A
15 (29) 9	ELAHMAR A
16 (30) 9	SYPRZAK K
16 (30) 10	ELDERAA Y
2nd Half	
16 (31) 11	ELAHMAR A
17 (33) 11	KRAJEWSKI P
17 (35) 12	SHEBIB M
18 (36) 12	SZYBA M
19 (38) 12	BIELECKI K
20 (40) 12	JACHLEWSKI M
21 (40) 12	DASZEK M
21 (42) 13	EISSA E
21 (45) 14	EISSA E
22 (46) 14	DASZEK M
23 (46) 14	JACHLEWSKI M
23 (46) 15	EISSA E
23 (46) 16	ELDERAA Y
24 (48) 16	JACHLEWSKI M
24 (49) 17	EISSA E
25 (49) 17	BIELECKI K
25 (49) 18	SHEBIB M
25 (50) 19	SHEBIB M
25 (51) 20	ELDERAA Y
26 (52) 20	GIERAK L
26 (52) 21	EISSA E
26 (54) 22	MOHAMED A
27 (55) 22	JACHLEWSKI M
27 (55) 23	ABOUEBAID M
28 (56) 23	KRAJEWSKI P
29 (56) 23	KRAJEWSKI P
29 (57) 24	MOHAMED A
30 (57) 24	GIERAK L
30 (58) 25	ELAHMAR A
31 (58) 25	SZYBA M
32 (60) 25	SZYBA M
33 (60) 25	JURECKI B

Legend:							
%	Efficiency	2Min	2 Minute Suspensions	6m	6-metre Shots	7m	7-metre Shots
9m	9-metre Shots	BT	Breakthroughs	BC	Blue Cards	FB	Fast Breaks
G/S	Goals/Shots	No.	Uniform Number	RC	Red Cards	S/S	Saves/Shots
Wing	Wing Shots	YC	Yellow Cards				



Match Team Statistics

Estatística da partida por equipe / Statistiques du match par équipe

Match 14

POL 33 - 25 EGY

(16 - 10) (17 - 15)

Referees: SANTOS Duarte / FONSECA Ricardo (POR)

POL - Poland

Players		Shots								Offence		Defence		Punishments			TP	
No.	Name	G/S	%	6m	Wing	9m	7m	FB	BT	AS	TO	ST	BS	YC	2Min	RC		BC
1	SZMAL Slawomir																	54:58
3	LIJEWSKI Krzysztof	0/1	0						0/1	1								18:29
5	JACHLEWSKI Mateusz	5/5	100		1/1	1/1		3/3		3	1	1		1	1			38:05
6	KRAJEWSKI Przemyslaw	4/7	57	3/6					1/1		1				2			34:01
8	BIELECKI Karol	4/7	57			2/4	2/3				3							28:51
11	WISNIEWSKI Adam	2/4	50		1/2			1/2		1					1			36:18
13	JURECKI Bartosz	1/2	50	0/1			1/1			1	2							16:18
15	JURECKI Michal	4/4	100	2/2				1/1	1/1	4			2					24:48
16	WYSZOMIRSKI Piotr																	0:00
23	SYPRZAK Kamil	1/1	100	1/1							2		1	1	1			24:06
26	DASZEK Michal	6/8	75	1/2	3/4			2/2			1	2						45:29
35	KUS Mateusz									1		1	2	1	2			32:57
38	GIERAK Lukasz	3/3	100			2/2			1/1		1							28:00
45	SZYBA Michal	3/4	75	1/2		1/1			1/1	3	3	2						37:40
Bench/Team														1				
Totals		33/46	72	8/14	5/7	6/8	3/4	7/8	4/5	14	14	6	5	4	7			

Goalkeepers		Total Shots		6m Shots		Wing Shots		9m Shots		7m Shots		Fast Breaks		Breakthroughs	
No.	Name	S/S	%	S/S	%	S/S	%	S/S	%	S/S	%	S/S	%	S/S	%
1	SZMAL Slawomir	10/34	29	2/9	22	1/2	50	4/8	50	0/5	0	1/3	33	2/7	29
16	WYSZOMIRSKI Piotr														
Totals		11/36	31	2/9	22	2/3	67	4/8	50	0/5	0	1/4	25	2/7	29

Team Shots	Goals	Saves	Missed	Post	Blocked	Total	%
6m Shots	8	6				14	57
Wing Shots	5	1		1		7	71
9m Shots	6	2				8	75
7m Shots	3	1			N/A	4	75
Fast Breaks	7	1				8	88
Breakthroughs	4			1		5	80
Totals	33	11		2		46	72

Number of Attacks: 58, Scoring Efficiency: 57%



Match Team Statistics

Estatística da partida por equipe / Statistiques du match par équipe

Match 14

POL 33 - 25 EGY

(16 - 10) (17 - 15)

Referees: SANTOS Duarte / FONSECA Ricardo (POR)

POL - Poland

Shots Distribution

Players

Goals / Shots

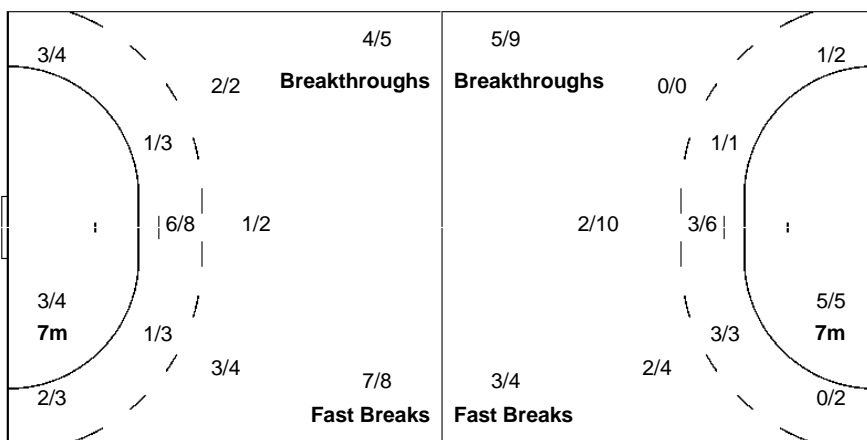
1 SZMAL S	3 LIJEWSKI K	5 JACHLEWSKI M	6 KRAJEWSKI P	8 BIELECKI K	11 WISNIEWSKI A	13 JURECKI B
		1/1		1/1 0/1 1/1	1/1	
			0/2	0/1		1/2
		1/1 3/3	2/2 1/2 1/1	1/1 0/1 1/1	1/1 0/1	
	1-Post				1-Post	
15 JURECKI M	16 WYSZOMIRSKI P	23 SYPRZAK K	26 DASZEK M	35 KUS M	38 GIERAK L	45 SZYBA M
			1/1 2/3		1/1 1/1	1/1
1/1					1/1	1/1
		1/1	2/3 1/1			1/1 0/1
2/2						

Team
Goals / Shots

3/3	4/6	4/4
3/4		1/4
6/6	9/13	3/4

2-Post

Offence



Goalkeepers
Saves / Shots

0/1	2/4	0/2
0/3	1/1	4/9
0/3	1/3	3/10

1 SZMAL S

0/1	2/4	0/2
0/3	1/1	3/8
0/3	1/3	3/9

16 WYSZOMIRSKI P



Match Team Statistics

Estatística da partida por equipe / Statistiques du match par équipe

Match 14

POL 33 - 25 EGY

(16 - 10) (17 - 15)

Referees: SANTOS Duarte / FONSECA Ricardo (POR)

EGY - Egypt

Players		Shots								Offence		Defence		Punishments			TP	
No.	Name	G/S	%	6m	Wing	9m	7m	FB	BT	AS	TO	ST	BS	YC	2Min	RC		BC
3	ABOUEBAID Mamdouh Taha	1/2	50	0/1					1/1		1	1						30:00
8	RAMADAN Mohamed Ibrahim														3			27:03
9	EISSA Eslam	6/9	67	2/3	1/1	1/3			2/2	1	4							37:07
15	AMER Mohamed	2/4	50			1/1	1/1		0/2	1	3							27:20
19	ELBASSIOUNY Mohamed Hesham	1/1	100	1/1							1				1			9:28
20	HASHEM Mohamed Alaa	0/1	0						0/1	1	3							22:42
24	ELMASRY Ibrahim											1		1	1			31:47
39	ELDERAA Yehia	4/4	100	1/1			1/1	2/2		3					1			59:18
66	ELAHMAR Ahmed	4/9	44			0/3	1/1	1/2	2/3		2							25:36
72	KHALIL Mahmoud																	14:20
88	HENDAWY Karim																	44:55
89	SHEBIB Mohamed Mamdouh	3/5	60	3/4	0/1					1	2			1				20:31
90	MOHAMED Ali Zein	3/7	43			2/6	1/1			2								37:36
91	SANAD Mohammad	1/4	25		0/2	0/1	1/1			1								32:17
Bench/Team														1				
Totals		25/46	54	7/10	1/4	4/14	5/5	3/4	5/9	10	16	2		3	6			

Goalkeepers		Total Shots		6m Shots		Wing Shots		9m Shots		7m Shots		Fast Breaks		Breakthroughs	
No.	Name	S/S	%	S/S	%	S/S	%	S/S	%	S/S	%	S/S	%	S/S	%
72	KHALIL Mahmoud	4/14	29	1/3	33	1/3	33	0/4	0	1/1	100	1/2	50	0/1	0
88	HENDAWY Karim	7/30	23	5/11	45	0/3	0	2/4	50	0/3	0	0/6	0	0/3	0
Totals		11/44	25	6/14	43	1/6	17	2/8	25	1/4	25	1/8	13	0/4	0

Team Shots	Goals	Saves	Missed	Post	Blocked	Total	%
6m Shots	7	2			1	10	70
Wing Shots	1	2	1			4	25
9m Shots	4	4	1	1	4	14	29
7m Shots	5				N/A	5	100
Fast Breaks	3	1				4	75
Breakthroughs	5	2	1	1		9	56
Totals	25	11	3	2	5	46	54

Number of Attacks: 57, Scoring Efficiency: 44%



Match Team Statistics

Estatística da partida por equipe / Statistiques du match par équipe

Match 14

POL 33 - 25 EGY

(16 - 10) (17 - 15)

Referees: SANTOS Duarte / FONSECA Ricardo (POR)

EGY - Egypt

Shots Distribution

Players

Goals / Shots

3 ABOUEBAID M	8 RAMADAN M	9 EISSA E	15 AMER M	19 ELBASSIOUNY M	20 HASHEM M	24 ELMASRY I
1/1		1/1 0/1	1/1 0/1	1/1		
		4/4	1/1 0/1			

2-Blocked

1-Missed

39 ELDERAA Y	66 ELAHMAR A	72 KHALIL M	88 HENDAWY K	89 SHEBIB M	90 MOHAMED A	91 SANAD M
1/1	1/1 1/2			1/1 1/3	0/1 1/1	0/1
	1/2 1/2			1/1	1/1	1/1

1-Post 1-Blocked

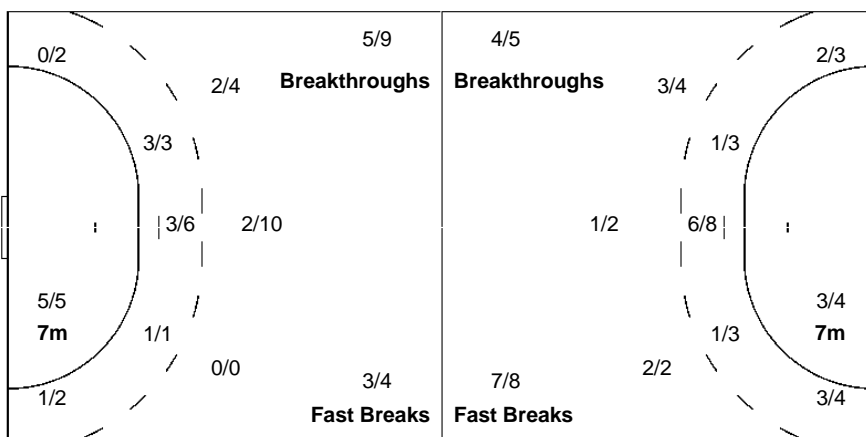
1-Missed 2-Blocked 1-Missed 1-Post

Team
Goals / Shots

1/1	2/4	2/2
3/3	0/1	5/9
3/3	2/3	7/10

3-Missed 2-Post 5-Blocked

Offence



Goalkeepers
Saves / Shots

0/3	2/6	0/4
1/4		3/4
0/6	4/13	1/4

72 KHALIL M

0/1	1/2	0/1
0/1		
0/4	2/4	1/1

88 HENDAWY K

0/2	1/4	0/3
1/3		3/4
0/2	2/9	0/3

Legend:	% Efficiency	2Min 2 Minute Suspensions	6m 6 metre Shots	7m 7 metre Shots	9m 9 metre Shots
AS Assists	BS Blocked Shots	BT Breakthroughs	BC Blue Cards	FB Fast Breaks	S/S Saves/Shots
G/S Goals/Shots	N/A Not Applicable	No. Uniform Number	RC Red Cards	S/S Saves/Shots	YC Yellow Cards
ST Steals	TO Turnover	TP Time Played	Wing Wing Shots		



Match Report
Relatório da partida / Rapport du match

Team A										Team B																			
A					DEN - Denmark					B					CRO - Croatia														
played in					in the hall					on					at					Match Number									
Rio de Janeiro					Future Arena					THU 11 AUG 2016					14:40					7,212		15							
Half-time (30')		A		B		End of playing time		A		B		1st extra time		A		B		2nd extra time		A		B		After penalty throws		A		B	
Number of 7m		A		Team time-out				A		B		Full name of players and officials		A		B		Team time-out		B		Number of 7m							
3/3		1		21:24		3		2		50:51				1		19:05		2		53:59		3		1/1					
No.	Team A						G	YC	2'	RC	BC	No.	Team B						G	YC	2'	RC	BC						
1	LANDIN JACOBSEN Niklas											1	STEVANOVIC Ivan																
3	CHRISTIANSEN Mads						4					5	DUVNJAK Domagoj						8	1	1								
5	MENSAH LARSEN Mads						2	1				7	STEPANCIC Luka						3										
6	MORTENSEN Casper						1		1			8	KOPLJAR Marko						3	1	1								
15	NODDESBO Jesper											10	GOJUN Jakov						1		1								
16	GREEN KREJBERG Jannick											12	PESIC Ivan																
17	SVAN Lasse						9	1				13	HORVAT Zlatko						1										
19	TOFT HANSEN Rene								1			18	KARACIC Igor																
21	MOLLGAARD JENSEN Henrik											26	STRLEK Manuel						4		1								
22	SONDERGAARD Kasper											27	CUPIC Ivan						2										
23	TOFT HANSEN Henrik								1			30	MAMIC Marko																
24	HANSEN Mikkel						8					32	SLISKOVIC Ivan						2	1	1								
25	OLSEN Morten											34	BROZOVIC Ilija																
27	DAMGAARD NIELSEN Michael											44	KOZINA Kresimir						3										

Off.A	GUDMUNDSSON Gudmundur					Off.A	BABIC Zeljko	1			
Off.B	KRONBORG Henrik					Off.B	METLICIC Petar				
Off.C	JOHANNSEN Kai					Off.C	MARAS Ivica				
Off.D	POULSEN Peter					Off.D	KRUSELJ Goran				

A	Signatures of responsables for the teams (Off.A)										B
TP	Remarks of referees / IHF Official										TP

Referees	Signatures		Signatures	
	GEIPEL L (GER)		HELBIG M (GER)	
Technical Officials	Signatures		Signatures	
	TK: REISINGER G (AUT)		SK: SICHELSCHEIDT P (GER)	
IHF Official	Signatures		Signatures	
	OIE SO (NOR)			

Number of 7m scored/awarded to team A resp. B, goals (G), yellow cards (YC), red cards (RC), blue cards (BC) and team penalty (TP)



Results
Resultados / Résultats

Match 15

DEN 24 - 27 CRO
(12 - 15) (12 - 12)

Referees: GEIPEL L (GER) / HELBIG M (GER)

DEN - Denmark

Players		Shots								Punishments			
No.	Name	G/S	%	6m	Wing	9m	7m	FB	BT	YC	2Min	RC	BC
1	LANDIN JACOBSEN Niklas												
3	CHRISTIANSEN Mads	4/7	57	1/2		1/3			2/2				
5	MENSAH LARSEN Mads	2/4	50			1/1		1/2	0/1	1			
6	MORTENSEN Casper	1/2	50					1/2			1		
15	NODDESBO Jesper												
16	GREEN KREJBERG Jannick												
17	SVAN Lasse	9/14	64	0/1	8/12			1/1		1			
19	TOFT HANSEN Rene										1		
21	MOLLGAARD JENSEN Henrik	0/2	0			0/2							
22	SONDERGAARD Kasper												
23	TOFT HANSEN Henrik											1	
24	HANSEN Mikkel	8/12	67	2/2		2/6	3/3	1/1					
25	OLSEN Morten												
27	DAMGAARD NIELSEN Michael	0/2	0			0/1			0/1				
Bench/Team													
Totals		24/43	56	3/5	8/12	4/13	3/3	4/6	2/4	2	3		

Goalkeepers		Saves							
No.	Name	S/S	%	6m	Wing	9m	7m	FB	BT
1	LANDIN JACOBSEN Niklas	4/17	24	1/4	1/2	1/5	0/1	1/3	0/2
16	GREEN KREJBERG Jannick	6/19	32	1/4	0/2	5/11		0/2	
Totals		10/37	27	2/8	1/4	6/17	0/1	1/5	0/2

CRO - Croatia

Players		Shots								Punishments			
No.	Name	G/S	%	6m	Wing	9m	7m	FB	BT	YC	2Min	RC	BC
1	STEVANOVIC Ivan												
5	DUVNJAK Domagoj	8/12	67	1/1		4/8		2/2	1/1	1	1		
7	STEPANCIC Luka	3/4	75	1/2		2/2							
8	KOPLJAR Marko	3/5	60			3/5				1	1		
10	GOJUN Jakov	1/3	33					1/3			1		
12	PESIC Ivan												
13	HORVAT Zlatko	1/1	100				1/1						
18	KARACIC Igor	0/2	0			0/2							
26	STRLEK Manuel	4/5	80	1/1	2/3				1/1		1		
27	CUPIC Ivan	2/3	67	0/1	1/1			1/1					
30	MAMIC Marko	0/3	0			0/3							
32	SLISKOVIC Ivan	2/7	29	0/1		2/6				1	1		
34	BROZOVIC Ilija												
44	KOZINA Kresimir	3/3	100	3/3									
Bench/Team										1			
Totals		27/48	56	6/9	3/4	11/26	1/1	4/6	2/2	4	5		

Goalkeepers		Saves							
No.	Name	S/S	%	6m	Wing	9m	7m	FB	BT
1	STEVANOVIC Ivan	2/11	18	0/2	1/3	1/3	0/1	0/1	0/1
12	PESIC Ivan	9/24	38	2/3	1/7	2/4	0/2	2/5	2/3
Totals		11/35	31	2/5	2/10	3/7	0/3	2/6	2/4

RUNNING SCORE
DEN - CRO

1st Half

	0 (2) 1	GOJUN J
HANSEN M	1 (2) 1	
	1 (3) 2	DUVNJAK D
CHRISTIANSEN M	2 (4) 2	
	2 (4) 3	STRLEK M
	2 (7) 4	SLISKOVIC I
	2 (8) 5	STRLEK M
CHRISTIANSEN M	3 (11) 5	
	3 (12) 6	HORVAT Z
SVAN L	4 (12) 6	
	4 (13) 7	STRLEK M
HANSEN M	5 (14) 7	
	5 (14) 8	STEPANCIC L
	5 (16) 9	DUVNJAK D
HANSEN M	6 (16) 9	
MORTENSEN C	7 (17) 9	
	7 (18) 10	KOPLJAR M
CHRISTIANSEN M	8 (18) 10	
SVAN L	9 (19) 10	
	9 (20) 11	KOZINA K
MENSAH LARSEN M	10 (20) 11	
	10 (22) 12	DUVNJAK D
	10 (23) 13	KOPLJAR M
	10 (25) 14	DUVNJAK D
SVAN L	11 (25) 14	
	11 (28) 15	KOPLJAR M
HANSEN M	12 (28) 15	

2nd Half

SVAN L	13 (32) 15	
SVAN L	14 (33) 15	
	14 (34) 16	KOZINA K
SVAN L	15 (35) 16	
MENSAH LARSEN M	16 (35) 16	
	16 (36) 17	KOZINA K
HANSEN M	17 (38) 17	
	17 (39) 18	CUPIC I
	17 (40) 19	DUVNJAK D
	17 (41) 20	STEPANCIC L
	17 (42) 21	SLISKOVIC I
HANSEN M	18 (42) 21	
HANSEN M	19 (43) 21	
	19 (44) 22	DUVNJAK D
	19 (45) 23	DUVNJAK D
SVAN L	20 (47) 23	
	20 (48) 24	STRLEK M
	20 (49) 25	STEPANCIC L
HANSEN M	21 (52) 25	
	21 (53) 26	DUVNJAK D
SVAN L	22 (54) 26	
	22 (56) 27	CUPIC I
SVAN L	23 (57) 27	
CHRISTIANSEN M	24 (60) 27	

Legend:

%	Efficiency	2Min	2 Minute Suspensions	6m	6-metre Shots	7m	7-metre Shots
9m	9-metre Shots	BT	Breakthroughs	BC	Blue Cards	FB	Fast Breaks
G/S	Goals/Shots	No.	Uniform Number	RC	Red Cards	S/S	Saves/Shots
Wing	Wing Shots	YC	Yellow Cards				



Match Team Statistics

Estatística da partida por equipe / Statistiques du match par équipe

Match 15

DEN 24 - 27 CRO

(12 - 15) (12 - 12)

Referees: GEIPEL Lars / HELBIG Marcus (GER)

DEN - Denmark

Players		Shots								Offence		Defence		Punishments			TP	
No.	Name	G/S	%	6m	Wing	9m	7m	FB	BT	AS	TO	ST	BS	YC	2Min	RC		BC
1	LANDIN JACOBSEN Niklas																	22:19
3	CHRISTIANSEN Mads	4/7	57	1/2		1/3			2/2				1					32:00
5	MENSAH LARSEN Mads	2/4	50			1/1		1/2	0/1	2				1				37:59
6	MORTENSEN Casper	1/2	50					1/2		1		1			1			47:30
15	NODDESBO Jesper																	0:00
16	GREEN KREJBERG Jannick									1								33:38
17	SVAN Lasse	9/14	64	0/1	8/12			1/1						1				58:02
19	TOFT HANSEN Rene									1	1		4		1			48:01
21	MOLLGAARD JENSEN Henrik	0/2	0			0/2												17:43
22	SONDERGAARD Kasper									3	3							10:26
23	TOFT HANSEN Henrik									2		1	3		1			53:22
24	HANSEN Mikkel	8/12	67	2/2		2/6	3/3	1/1		2	5							53:51
25	OLSEN Morten																	0:00
27	DAMGAARD NIELSEN Michael	0/2	0			0/1			0/1									5:09
Bench/Team																		
Totals		24/43	56	3/5	8/12	4/13	3/3	4/6	2/4	12	9	2	8	2	3			

Goalkeepers		Total Shots		6m Shots		Wing Shots		9m Shots		7m Shots		Fast Breaks		Breakthroughs	
No.	Name	S/S	%	S/S	%	S/S	%	S/S	%	S/S	%	S/S	%	S/S	%
1	LANDIN JACOBSEN Niklas	4/17	24	1/4	25	1/2	50	1/5	20	0/1	0	1/3	33	0/2	0
16	GREEN KREJBERG Jannick	6/19	32	1/4	25	0/2	0	5/11	45			0/2	0		
Totals		10/37	27	2/8	25	1/4	25	6/17	35	0/1	0	1/5	20	0/2	0

Team Shots	Goals	Saves	Missed	Post	Blocked	Total	%
6m Shots	3	2				5	60
Wing Shots	8	2	2			12	67
9m Shots	4	3	2		4	13	31
7m Shots	3				N/A	3	100
Fast Breaks	4	2				6	67
Breakthroughs	2	2				4	50
Totals	24	11	4		4	43	56

Number of Attacks: 49, Scoring Efficiency: 49%



Match Team Statistics

Estatística da partida por equipe / Statistiques du match par équipe

Match 15

DEN 24 - 27 CRO

(12 - 15) (12 - 12)

Referees: GEIPEL Lars / HELBIG Marcus (GER)

DEN - Denmark

Shots Distribution

Players

Goals / Shots

1 LANDIN JACOBSEN N	3 CHRISTIANSEN M	5 MENSÅH LARSEN M	6 MORTENSEN C	15 NODDESBO J	16 GREEN KREJBERG J	17 SVAN L
	0/1	1/2	1/1			2/3
	2/2	1/2	0/1	1/1	0/1	1/2
						2/3
						4/4

1-Blocked

2-Missed

19 TOFT HANSEN R	21 MOLLGAARD JENSEN H	22 SONDERGAARD K	23 TOFT HANSEN H	24 HANSEN M	25 OLSEN M	27 DAMGAARD NIELSEN M
				1/1	1/1	3/3
				2/2	1/1	
						0/1
						0/1

1-Blocked

2-Missed

2-Blocked

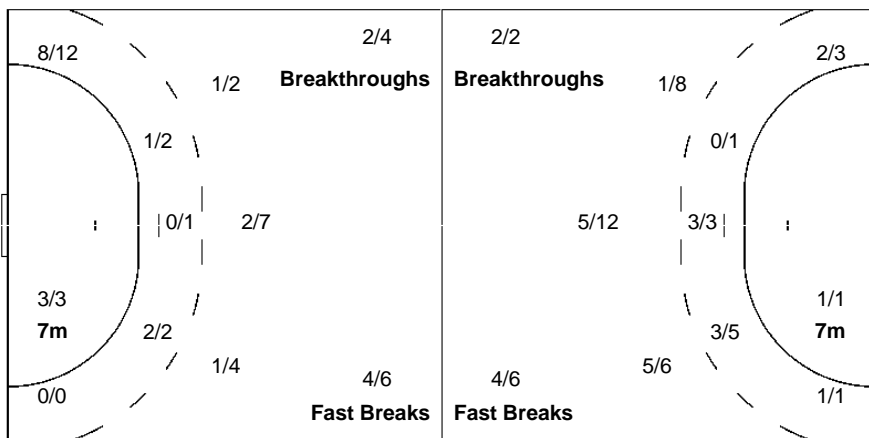
Team
Goals / Shots

3/4	1/1	4/4
1/3		2/4
7/9		6/10

4-Missed

4-Blocked

Offence



Defence

Goalkeepers
Saves / Shots

0/3	1/2	1/5
2/2		3/5
0/7	0/2	3/11

1 LANDIN JACOBSEN N

0/2	1/2	1/3
1/1		1/1
0/4		0/4

16 GREEN KREJBERG J

0/1		0/2
1/1		2/4
0/3	0/1	3/7



Match Team Statistics

Estatística da partida por equipe / Statistiques du match par équipe

Match 15

DEN 24 - 27 CRO

(12 - 15) (12 - 12)

Referees: GEIPEL Lars / HELBIG Marcus (GER)

CRO - Croatia

Players		Shots								Offence		Defence		Punishments			TP	
No.	Name	G/S	%	6m	Wing	9m	7m	FB	BT	AS	TO	ST	BS	YC	2Min	RC		BC
1	STEVANOVIC Ivan																	16:21
5	DUVNJAK Domagoj	8/12	67	1/1		4/8		2/2	1/1	4	3	2	1	1	1			45:13
7	STEPANCIC Luka	3/4	75	1/2		2/2					1							20:24
8	KOPLJAR Marko	3/5	60			3/5				1			1	1	1			39:02
10	GOJUN Jakov	1/3	33					1/3				1	2		1			36:28
12	PESIC Ivan																	38:31
13	HORVAT Zlatko	1/1	100				1/1											21:26
18	KARACIC Igor	0/2	0			0/2				1								6:33
26	STRLEK Manuel	4/5	80	1/1	2/3				1/1		2				1			56:32
27	CUPIC Ivan	2/3	67	0/1	1/1			1/1			1							40:47
30	MAMIC Marko	0/3	0			0/3												9:08
32	SLISKOVIC Ivan	2/7	29	0/1		2/6								1	1			48:57
34	BROZOVIC Ilija																	8:04
44	KOZINA Kresimir	3/3	100	3/3														32:34
Bench/Team														1				
Totals		27/48	56	6/9	3/4	11/26	1/1	4/6	2/2	6	7	3	4	4	5			

Goalkeepers		Total Shots		6m Shots		Wing Shots		9m Shots		7m Shots		Fast Breaks		Breakthroughs	
No.	Name	S/S	%	S/S	%	S/S	%	S/S	%	S/S	%	S/S	%	S/S	%
1	STEVANOVIC Ivan	2/11	18	0/2	0	1/3	33	1/3	33	0/1	0	0/1	0	0/1	0
12	PESIC Ivan	9/24	38	2/3	67	1/7	14	2/4	50	0/2	0	2/5	40	2/3	67
Totals		11/35	31	2/5	40	2/10	20	3/7	43	0/3	0	2/6	33	2/4	50

Team Shots	Goals	Saves	Missed	Post	Blocked	Total	%
6m Shots	6	2		1		9	67
Wing Shots	3	1				4	75
9m Shots	11	6		1	8	26	42
7m Shots	1				N/A	1	100
Fast Breaks	4	1	1			6	67
Breakthroughs	2					2	100
Totals	27	10	1	2	8	48	56

Number of Attacks: 48, Scoring Efficiency: 56%



Match Team Statistics

Estatística da partida por equipe / Statistiques du match par équipe

Match 15

DEN 24 - 27 CRO

(12 - 15) (12 - 12)

Referees: GEIPEL Lars / HELBIG Marcus (GER)

CRO - Croatia


Shots Distribution

Players

Goals / Shots

1 STEVANOVIC I	5 DUVNJAK D	7 STEPANCIC L	8 KOPLJAR M	10 GOJUN J	12 PESIC I	13 HORVAT Z
		3/3	2/2	1/1		
		0/1		0/1		
	1/1	1/1	1/1	0/1		1/1
	3-Blocked		1-Post	1-Missed		
18 KARACIC I	26 STRLEK M	27 CUPIC I	30 MAMIC M	32 SLISKOVIC I	34 BROZOVIC I	44 KOZINA K
	1/2			1/1	0/1	
			0/1		0/1	1/1
	1/1	1/1		1/1		1/1
	2-Blocked	1-Post		3-Blocked		

Team Goals / Shots		
3/3	1/2	4/5
0/2		2/5
7/7	2/2	8/11
1-Missed	2-Post	8-Blocked



Goalkeepers Saves / Shots		
1/4	0/1	0/4
2/3		2/4
2/9		4/10

1 STEVANOVIC I		
	0/1	1/1
0/5		1/4

12 PESIC I		
1/4		0/4
2/3		1/3
2/4		3/6

Legend:									
%	Efficiency	2Min	2 Minute Suspensions	6m	6 metre Shots	7m	7 metre Shots	9m	9 metre Shots
AS	Assists	BS	Blocked Shots	BT	Breakthroughs	BC	Blue Cards	FB	Fast Breaks
G/S	Goals/Shots	N/A	Not Applicable	No.	Uniform Number	RC	Red Cards	S/S	Saves/Shots
ST	Steals	TO	Turnover	TP	Time Played	Wing	Wing Shots	YC	Yellow Cards



Match Report
Relatório da partida / Rapport du match

Team A										Team B											
A					BRA - Brazil					B					GER - Germany						
played in					in the hall					on					at					Match Number	
Rio de Janeiro					Future Arena					THU 11 AUG 2016					16:40		9,087		16		
Half-time (30')	A	B	End of playing time		A	B	1st extra time		A	B	2nd extra time		A	B	After penalty throws		A	B			
	17	16			33	30															
Number of 7m	A	Team time-out			Full name of players and officials										Team time-out			B	Number of 7m		
	4/5	1	2	3											1	2	3	2/3			
		20:21	36:45												29:41	49:10	56:23				
No.	Team A					G	YC	2'	RC	BC	No.	Team B					G	YC	2'	RC	BC
1	dos SANTOS Maik										3	GENSHEIMER Uwe					4			1	1
2	TEIXEIRA Henrique					2	1				6	LEMKE Finn							1		
4	da SILVA Joao					1					7	WIENCEK Patrick					5	1			
9	CANDIDO Lucas										9	REICHMANN Tobias					6				
10	de TOLEDO Jose Guilherme					3		1			10	WIEDE Fabian					1				
13	HUBNER Diogo Kent					2					12	HEINEVETTER Silvio									
14	dos SANTOS Thiagus					5		1			13	PEKELER Hendrik					1	1			
17	POZZER Alexandro					2		1			17	WEINHOLD Steffen					1				
19	CHIUFFA Fabio					8		1			19	STROBEL Martin					1				
26	dos SANTOS GUIMARAES Oswaldo					3					25	HAFNER Kai					6		1		
28	SANTOS Leonardo					1					33	WOLFF Andreas									
33	SOARES Andre					2			1		35	KUHN Julius							1		
37	LANGARO Haniel					4					47	DISSINGER Christian					1		2		
89	ALMEIDA Cesar Augusto										95	DRUX Paul					4				

Off.A	RIBERA ROMANS Jordi	1				Off.A	SIGURDSSON Dagur	1			
Off.B	SILVA Washington					Off.B	KROMER Axel				
Off.C	TURISCO Luiz Antonio					Off.C	STEUER Dr Kurt				
Off.D	BARBOSA Gustavo					Off.F	ROTH Reinhold				

A	Signatures of responsables for the teams (Off.A)		B
TP	Remarks of referees / IHF Official		TP

Referees	Signatures		Signatures	
	HORACEK V (CZE)		NOVOTNY J (CZE)	
Technical Officials	Signatures		Signatures	
	TK: ADJEMIAN T (ARG)		SK: ALMARZOOQI O (UAE)	
IHF Official	Signatures		Signatures	
	HUELIN T (ESP)			

Number of 7m scored/awarded to team A resp. B, goals (G), yellow cards (YC), red cards (RC), blue cards (BC) and team penalty (TP)



Results
Resultados / Résultats

Match 16

BRA 33 - 30 GER
(17 - 16) (16 - 14)

Referees: HORACEK V (CZE) / NOVOTNY J (CZE)

BRA - Brazil

Players		Shots								Punishments			
No.	Name	G/S	%	6m	Wing	9m	7m	FB	BT	YC	2Min	RC	BC
1	dos SANTOS Maik	0/1	0			0/1							
2	TEIXEIRA Henrique	2/4	50			0/1	2/2	0/1		1			
4	da SILVA Joao	1/1	100					1/1					
9	CANDIDO Lucas												
10	de TOLEDO Jose Guilherme	3/6	50	0/1		3/5					1		
13	HUBNER Diogo Kent	2/2	100	1/1	1/1								
14	dos SANTOS Thiagus	5/8	63			5/7		0/1			1		
17	POZZER Alexandre	2/3	67	2/3							1		
19	CHIUFFA Fabio	8/11	73	0/1	6/7		2/3				1		
26	dos SANTOS GUIMARAES Oswaldo	3/4	75			2/2			1/2				
28	SANTOS Leonardo	1/2	50	1/2									
33	SOARES Andre	2/2	100		1/1			1/1				1	
37	LANGARO Haniel	4/7	57	1/1	0/1	3/5							
89	ALMEIDA Cesar Augusto												
Bench/Team										1			
Totals		33/51	65	5/9	8/10	13/21	4/5	2/4	1/2	2	4	1	

Goalkeepers		Saves							
No.	Name	S/S	%	6m	Wing	9m	7m	FB	BT
1	dos SANTOS Maik	12/41	29	2/9	1/7	8/14	0/1	1/6	0/4
89	ALMEIDA Cesar Augusto	1/2	50			1/2			
Totals		13/43	30	2/9	1/7	8/14	1/3	1/6	0/4

GER - Germany

Players		Shots								Punishments			
No.	Name	G/S	%	6m	Wing	9m	7m	FB	BT	YC	2Min	RC	BC
3	GENSHEIMER Uwe	4/5	80		2/2		1/2	1/1			1	1	
6	LEMKE Finn										1		
7	WIENCEK Patrick	5/6	83	4/5				1/1		1			
9	REICHMANN Tobias	6/8	75	0/1	4/5		1/1	1/1					
10	WIEDE Fabian	1/3	33			0/2			1/1				
12	HEINEVETTER Silvio												
13	PEKELER Hendrik	1/1	100			1/1				1			
17	WEINHOLD Steffen	1/1	100						1/1				
19	STROBEL Martin	1/3	33	0/1		0/1			1/1				
25	HAFNER Kai	6/8	75	2/3		3/4		1/1			1		
33	WOLFF Andreas												
35	KUHN Julius	0/6	0			0/5		0/1		1			
47	DISSINGER Christian	1/2	50			1/2					2		
95	DRUX Paul	4/4	100	1/1		1/1		1/1	1/1				
Bench/Team										1			
Totals		30/47	64	7/11	6/7	6/16	2/3	5/6	4/4	4	5	1	

Goalkeepers		Saves							
No.	Name	S/S	%	6m	Wing	9m	7m	FB	BT
12	HEINEVETTER Silvio	14/38	37	3/6	1/6	6/15	1/5	2/4	1/2
33	WOLFF Andreas	1/6	17	0/1	1/4	0/1			
Totals		15/48	31	3/8	2/10	6/19	1/5	2/4	1/2

RUNNING SCORE	
BRA - GER	
1st Half	
	0 (1') 1 REICHMANN T
da SILVA J	1 (3') 1
	1 (3') 2 HAFNER K
dos SANTOS T	2 (4') 2
	2 (5') 3 DRUX P
LANGARO H	3 (5') 3
de TOLEDO JG	4 (7') 3
POZZER A	5 (7') 3
	5 (9') 4 HAFNER K
CHIUFFA F	6 (10') 4
	6 (11') 5 STROBEL M
SOARES A	7 (12') 5
CHIUFFA F	8 (13') 5
	8 (14') 6 GENSHEIMER U
POZZER A	9 (14') 6
	9 (15') 7 HAFNER K
	9 (16') 8 DRUX P
SOARES A	10 (16') 8
	10 (16') 9 REICHMANN T
	10 (18') 10 GENSHEIMER U
	10 (20') 11 WIEDE F
	10 (21') 12 GENSHEIMER U
de TOLEDO JG	11 (21') 12
	11 (22') 13 REICHMANN T
	11 (23') 14 REICHMANN T
	11 (24') 15 DRUX P
dos SANTOS GUIMAR.	12 (24') 15
TEIXEIRA H	13 (25') 15
CHIUFFA F	14 (27') 15
	14 (28') 16 DRUX P
dos SANTOS T	15 (29') 16
de TOLEDO JG	16 (30') 16
LANGARO H	17 (30') 16
2nd Half	
TEIXEIRA H	18 (32') 16
	18 (33') 17 PEKELER H
CHIUFFA F	19 (34') 17
	19 (34') 18 REICHMANN T
	19 (35') 19 HAFNER K
	19 (35') 20 WIENCEK P
	19 (36') 21 WIENCEK P
	19 (38') 22 HAFNER K
dos SANTOS T	20 (39') 22
SANTOS L	21 (41') 22
	21 (41') 23 GENSHEIMER U
	21 (42') 24 DISSINGER C
dos SANTOS T	22 (43') 24
	22 (44') 25 WIENCEK P
CHIUFFA F	23 (46') 25
dos SANTOS T	24 (47') 25
dos SANTOS GUIMAR.	25 (48') 25
CHIUFFA F	26 (49') 25
	26 (50') 26 WEINHOLD S
CHIUFFA F	27 (51') 26
dos SANTOS GUIMAR.	28 (54') 26
CHIUFFA F	29 (57') 26
	29 (57') 27 WIENCEK P
LANGARO H	30 (58') 27
HUBNER DK	31 (59') 27
	31 (59') 28 HAFNER K
HUBNER DK	32 (59') 28
	32 (60') 29 WIENCEK P
LANGARO H	33 (60') 29
	33 (60') 30 REICHMANN T

Legend:	2Min 2 Minute Suspensions	6m 6-metre Shots	7m 7-metre Shots
% Efficiency	BT Breakthroughs	BC Blue Cards	FB Fast Breaks
9m 9-metre Shots	No. Uniform Number	RC Red Cards	S/S Saves/Shots
G/S Goals/Shots	YC Yellow Cards		
Wing Wing Shots			



Match Team Statistics

Estatística da partida por equipe / Statistiques du match par équipe

Match 16

BRA 33 - 30 GER

(17 - 16) (16 - 14)

Referees: HORACEK Vaclav / NOVOTNY Jiri (CZE)

BRA - Brazil

Players		Shots								Offence		Defence		Punishments			TP	
No.	Name	G/S	%	6m	Wing	9m	7m	FB	BT	AS	TO	ST	BS	YC	2Min	RC		BC
1	dos SANTOS Maik	0/1	0			0/1				1								56:40
2	TEIXEIRA Henrique	2/4	50			0/1	2/2	0/1						1				32:51
4	da SILVA Joao	1/1	100					1/1										35:37
9	CANDIDO Lucas																	0:00
10	de TOLEDO Jose Guilherme	3/6	50	0/1		3/5				1	1				1			43:17
13	HUBNER Diogo Kent	2/2	100	1/1	1/1					1	1							19:01
14	dos SANTOS Thiagus	5/8	63			5/7		0/1		3	3		1		1			52:27
17	POZZER Alexandro	2/3	67	2/3							1				1			27:01
19	CHIUFFA Fabio	8/11	73	0/1	6/7		2/3			1					1			57:43
26	dos SANTOS GUIMARAES Oswaldo	3/4	75			2/2			1/2	5								12:11
28	SANTOS Leonardo	1/2	50	1/2									1					11:58
33	SOARES Andre	2/2	100		1/1			1/1		1							1	33:36
37	LANGARO Haniel	4/7	57	1/1	0/1	3/5				1	1	1						37:17
89	ALMEIDA Cesar Augusto																	0:21
Bench/Team														1				
Totals		33/51	65	5/9	8/10	13/21	4/5	2/4	1/2	14	7	1	2	2	4	1		

Goalkeepers		Total Shots		6m Shots		Wing Shots		9m Shots		7m Shots		Fast Breaks		Breakthroughs	
No.	Name	S/S	%	S/S	%	S/S	%	S/S	%	S/S	%	S/S	%	S/S	%
1	dos SANTOS Maik	12/41	29	2/9	22	1/7	14	8/14	57	0/1	0	1/6	17	0/4	0
89	ALMEIDA Cesar Augusto	1/2	50							1/2	50				
Totals		13/43	30	2/9	22	1/7	14	8/14	57	1/3	33	1/6	17	0/4	0

Team Shots	Goals	Saves	Missed	Post	Blocked	Total	%
6m Shots	5	3			1	9	56
Wing Shots	8	2				10	80
9m Shots	13	6	1		1	21	62
7m Shots	4	1			N/A	5	80
Fast Breaks	2	2				4	50
Breakthroughs	1	1				2	50
Totals	33	15	1		2	51	65

Number of Attacks: 53, Scoring Efficiency: 62%



Match Team Statistics

Estatística da partida por equipe / Statistiques du match par équipe

Match 16

BRA 33 - 30 GER

(17 - 16) (16 - 14)

Referees: HORACEK Vaclav / NOVOTNY Jiri (CZE)

BRA - Brazil

Shots Distribution

Players

Goals / Shots

1 dos SANTOS M	2 TEIXEIRA H	4 da SILVA J	9 CANDIDO L	10 de TOLEDO JG	13 HUBNER DK	14 dos SANTOS T
	1/1 0/1					1/1
	1/1	0/1				1/2
	1/1		1/1	1/1 0/2 2/3	2/2	1/2 2/2

1-Missed

1-Blocked

17 POZZER A	19 CHIUFFA F	26 dos SANTOS GUIMAR.	28 SANTOS L	33 SOARES A	37 LANGARO H	89 ALMEIDA CA
	2/2 2/4	1/1		1/1	0/1 1/1	
	0/1	0/1			0/1 0/1 1/1	
1/1	1/1 1/1	1/1 1/1	0/1 1/1	1/1	1/1 1/1	

1-Blocked

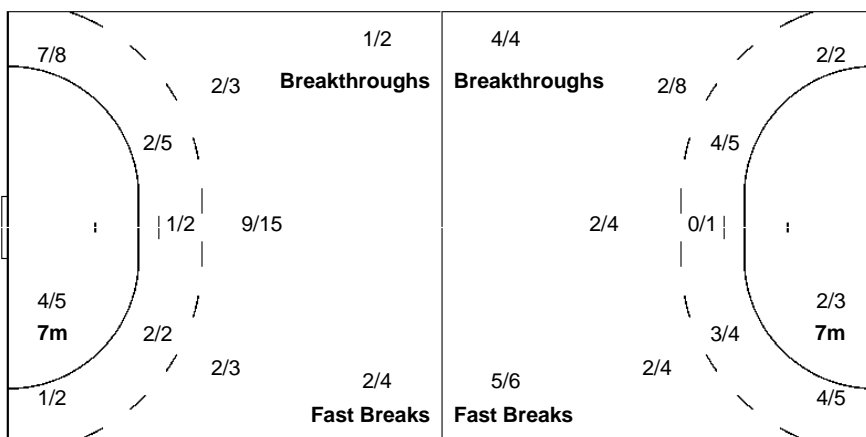
Team
Goals / Shots

3/4	5/7	
1/3	2/5	1/2
7/8	4/7	10/12

1-Missed

2-Blocked

Offence



Defence

Goalkeepers
Saves / Shots

1/7	3/8	0/3
3/8		2/3
3/5	0/3	1/6

1 dos SANTOS M

1/7	2/7	0/3
3/8		2/3
3/5	0/3	1/5

89 ALMEIDA CA

	1/1	
		0/1



Match Team Statistics

Estatística da partida por equipe / Statistiques du match par équipe

Match 16

BRA 33 - 30 GER

(17 - 16) (16 - 14)

Referees: HORACEK Vaclav / NOVOTNY Jiri (CZE)

GER - Germany

Players		Shots								Offence		Defence		Punishments			TP	
No.	Name	G/S	%	6m	Wing	9m	7m	FB	BT	AS	TO	ST	BS	YC	2Min	RC		BC
3	GENSHEIMER Uwe	4/5	80		2/2		1/2	1/1			1				1	1		34:04
6	LEMKE Finn												2		1			20:49
7	WIENCEK Patrick	5/6	83	4/5				1/1		1	2			1				47:09
9	REICHMANN Tobias	6/8	75	0/1	4/5		1/1	1/1		1								55:48
10	WIEDE Fabian	1/3	33			0/2			1/1									19:12
12	HEINEVETTER Silvio																	40:49
13	PEKELER Hendrik	1/1	100			1/1				1		1		1				46:19
17	WEINHOLD Steffen	1/1	100						1/1		1							9:44
19	STROBEL Martin	1/3	33	0/1		0/1			1/1	1								20:46
25	HAFNER Kai	6/8	75	2/3		3/4		1/1		3	3				1			37:49
33	WOLFF Andreas																	9:04
35	KUHN Julius	0/6	0			0/5		0/1		2	2			1				17:25
47	DISSINGER Christian	1/2	50			1/2				1	1				2			20:24
95	DRUX Paul	4/4	100	1/1		1/1		1/1	1/1	1	1							40:38
Bench/Team														1				
Totals		30/47	64	7/11	6/7	6/16	2/3	5/6	4/4	12	11	1	2	4	5	1		

Goalkeepers		Total Shots		6m Shots		Wing Shots		9m Shots		7m Shots		Fast Breaks		Breakthroughs	
No.	Name	S/S	%	S/S	%	S/S	%	S/S	%	S/S	%	S/S	%	S/S	%
12	HEINEVETTER Silvio	14/38	37	3/6	50	1/6	17	6/15	40	1/5	20	2/4	50	1/2	50
33	WOLFF Andreas	1/6	17	0/1	0	1/4	25	0/1	0						
Totals		15/48	31	3/8	38	2/10	20	6/19	32	1/5	20	2/4	50	1/2	50

Team Shots	Goals	Saves	Missed	Post	Blocked	Total	%
6m Shots	7	2	2			11	64
Wing Shots	6	1				7	86
9m Shots	6	8			2	16	38
7m Shots	2	1			N/A	3	67
Fast Breaks	5	1				6	83
Breakthroughs	4					4	100
Totals	30	13	2		2	47	64

Number of Attacks: 53, Scoring Efficiency: 57%



Match Team Statistics

Estatística da partida por equipe / Statistiques du match par équipe

Match 16

BRA 33 - 30 GER

(17 - 16) (16 - 14)

Referees: HORACEK Vaclav / NOVOTNY Jiri (CZE)

GER - Germany

Shots Distribution

Players

Goals / Shots

3 GENSHEIMER U	6 LEMKE F	7 WIENCEK P	9 REICHMANN T	10 WIEDE F	12 HEINEVETTER S	13 PEKELER H
0/1		1/1 2/2	3/3 2/4	1/1		
1/1 2/2 1/1		1/1 1/1		0/1 0/1		1/1

1-Missed

17 WEINHOLD S	19 STROBEL M	25 HAFNER K	33 WOLFF A	35 KUHN J	47 DISSINGER C	95 DRUX P
1/1		1/1 2/2 1/1		0/1	1/1	
		1/1 1/3		0/2 0/1		2/2
				0/1	0/1	1/1 1/1

1-Missed

1-Blocked

1-Blocked

Team
Goals / Shots

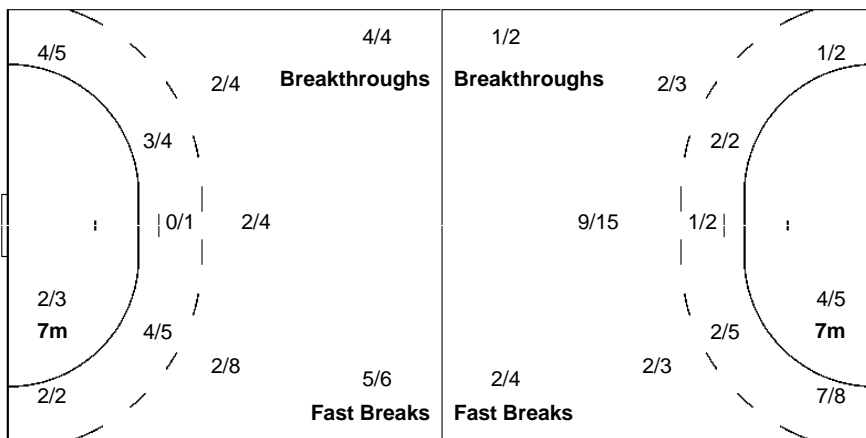
6/7	5/8	3/3
5/8		1/3
2/5	3/3	5/6

2-Missed

2-Blocked

Offence

Defence



Goalkeepers
Saves / Shots

1/4	2/7	
2/3	3/5	1/2
1/8	3/7	2/12

12 HEINEVETTER S

1/4	1/4	
2/3	3/4	1/2
1/6	3/6	2/9

33 WOLFF A

	1/2	
0/2		0/2

Legend:	% Efficiency	2Min 2 Minute Suspensions	6m 6 metre Shots	7m 7 metre Shots	9m 9 metre Shots
AS Assists	BS Blocked Shots	BT Breakthroughs	BC Blue Cards	FB Fast Breaks	S/S Saves/Shots
G/S Goals/Shots	N/A Not Applicable	No. Uniform Number	RC Red Cards	S/S Saves/Shots	YC Yellow Cards
ST Steals	TO Turnover	TP Time Played	Wing Wing Shots		



Match Report

Relatório da partida / Rapport du match

Team A										Team B																						
A					FRA - France					B					ARG - Argentina																	
played in					in the hall					on					at					Spectators		Match Number										
Rio de Janeiro					Future Arena					THU 11 AUG 2016					21:50					9,148		18										
Half-time (30')		A		B		End of playing time			A		B		1st extra time			A		B		2nd extra time			A		B		After penalty throws		A		B	
		17		12					31		24																					
Number of 7m		A		Team time-out			Full name of players and officials										Team time-out			B		Number of 7m										
6/6				1 2 3													1 20:25 2 50:15 3			4/5												
No.	Team A						G	YC	2'	RC	BC	No.	Team B						G	YC	2'	RC	BC									
8	NARCISSE Daniel						2					1	SCHULZ Matias																			
12	GERARD Vincent											2	FERNANDEZ Federico						8		1											
13	KARABATIC Nikola						2	1	1			3	PIZARRO Federico						2													
14	MAHE Kentin						4					4	SIMONET Sebastian																			
15	GREBILLE Mathieu						1	1				5	PORTELA Pablo						4	1	2											
16	OMEYER Thierry											8	SIMONET Pablo						1													
17	N'GUESSAN Timothy						1					9	QUERIN Leonardo																			
19	ABALO Luc						7					10	VIEYRA Federico						1													
20	SORHAINDO Cedric						1					12	GARCIA Fernando																			
21	GUIGOU Michael						6		1			13	FERNANDEZ Juan Pablo						2													
22	KARABATIC Luka							1				14	VIDAL Agustin						3		1											
23	FABREGAS Ludovic								1			15	CAROU Gonzalo						1	1												
27	DIPANDA Adrien						1		1	1		18	PORTELA Adrian								1											
28	PORTE Valentin						6					25	VAISTEIN Pablo						2	1												

Off.A	ONESTA Claude					Off.A	GALLARDO Eduardo				
Off.B	DINART Didier					Off.B	MILANO Guillermo				
Off.C	SEBASTIEN Pierre					Off.C	CAZON Guillermo				
Off.D	MABIRE Jean-Christophe					Off.D	MARINO Carlos				
Off.E	MIQUEL Jacques										

A	Signatures of responsables for the teams (Off.A)		B
TP	Remarks of referees / IHF Official		TP

Referees	Signatures		Signatures	
	NIKOLOV S (MKD)		NACHEVSKI G (MKD)	
Technical Officials	Signatures		Signatures	
	TK: PEREIRA SEDREZ S (BRA)		SK: ALMARZOOQI O (UAE)	
IHF Official	Signatures		Signatures	
	GALLEGO R (ESP)			

Number of 7m scored/awarded to team A resp. B, goals (G), yellow cards (YC), red cards (RC), blue cards (BC) and team penalty (TP)



Results

Resultados / Résultats

Match 18

FRA 31 - 24 ARG

(17 - 12) (14 - 12)

Referees: NIKOLOV S (MKD) / NACHEVSKI G (MKD)

FRA - France

Players		Shots								Punishments			
No.	Name	G/S	%	6m	Wing	9m	7m	FB	BT	YC	2Min	RC	BC
8	NARCISSE Daniel	2/2	100			1/1							
12	GERARD Vincent								1/1				
13	KARABATIC Nikola	2/3	67			2/3				1	1		
14	MAHE Kentin	4/4	100		2/2	1/1	1/1						
15	GREBILLE Mathieu	1/4	25		0/1	1/3				1			
16	OMEYER Thierry	0/1	0			0/1							
17	N'GUESSAN Timothy	1/1	100			1/1							
19	ABALO Luc	7/7	100	1/1	6/6								
20	SORHAINDO Cedric	1/1	100	1/1									
21	GUIGOU Michael	6/6	100				5/5	1/1				1	
22	KARABATIC Luka									1			
23	FABREGAS Ludovic										1		
27	DIPANDA Adrien	1/2	50	1/1		0/1						1	1
28	PORTE Valentin	6/7	86		2/3	2/2		1/1	1/1				
Bench/Team													
Totals		31/38	82	3/3	10/12	8/13	6/6	2/2	2/2	3	4	1	

Goalkeepers		Saves							
No.	Name	S/S	%	6m	Wing	9m	7m	FB	BT
12	GERARD Vincent								
16	OMEYER Thierry	16/40	40	1/7	3/8	11/16	0/4	0/2	1/3
Totals		16/40	40	1/7	3/8	11/16	0/4	0/2	1/3

ARG - Argentina

Players		Shots								Punishments			
No.	Name	G/S	%	6m	Wing	9m	7m	FB	BT	YC	2Min	RC	BC
1	SCHULZ Matias												
2	FERNANDEZ Federico	8/12	67		4/6	0/1	4/5					1	
3	PIZARRO Federico	2/3	67			1/2		1/1					
4	SIMONET Sebastian												
5	PORTELA Pablo	4/5	80	4/4		0/1				1	2		
8	SIMONET Pablo	1/3	33			1/2			0/1				
9	QUERIN Leonardo	0/1	0			0/1							
10	VIEYRA Federico	1/6	17			1/6							
12	GARCIA Fernando												
13	FERNANDEZ Juan Pablo	2/7	29	0/1	1/1	1/5							
14	VIDAL Agustin	3/4	75			1/2			2/2		1		
15	CAROU Gonzalo	1/1	100	1/1						1			
18	PORTELA Adrian	0/2	0		0/1	0/1						1	
25	VAISTEIN Pablo	2/3	67	1/1		0/1		1/1		1			
Bench/Team													
Totals		24/47	51	6/7	5/8	5/22	4/5	2/2	2/3	3	5		

Goalkeepers		Saves							
No.	Name	S/S	%	6m	Wing	9m	7m	FB	BT
1	SCHULZ Matias	0/16	0	0/2	0/6	0/5	0/2		0/1
12	GARCIA Fernando	4/19	21	0/1	1/5	3/6	0/4	0/2	0/1
Totals		4/35	11	0/3	1/11	3/11	0/6	0/2	0/2

RUNNING SCORE

FRA - ARG	
1st Half	
ABALO L	1 (1) 0
GUIGOU M	2 (3) 0
ABALO L	3 (6) 0
	3 (7) 1 FERNANDEZ JP
PORTE V	4 (8) 1
	4 (9) 2 VIEYRA F
	4 (10) 3 VAISTEIN P
KARABATIC N	5 (10) 3
PORTE V	6 (12) 3
	6 (13) 4 FERNANDEZ F
ABALO L	7 (14) 4
	7 (15) 5 FERNANDEZ F
GREBILLE M	8 (16) 5
	8 (16) 6 FERNANDEZ JP
ABALO L	9 (17) 6
	9 (18) 7 PORTELA P
	9 (19) 8 VAISTEIN P
SORHAINDO C	10 (19) 8
	10 (20) 9 PIZARRO F
	10 (21) 10 VIDAL A
	10 (22) 11 PORTELA P
ABALO L	11 (23) 11
ABALO L	12 (24) 11
KARABATIC N	13 (25) 11
PORTE V	14 (26) 11
ABALO L	15 (28) 11
GUIGOU M	16 (29) 11
	16 (30) 12 PORTELA P
GUIGOU M	17 (30) 12
2nd Half	
	17 (32) 13 FERNANDEZ F
DIPANDA A	18 (33) 13
	18 (34) 14 CAROU G
PORTE V	19 (34) 14
	19 (35) 15 SIMONET P
GUIGOU M	20 (37) 15
	20 (39) 16 FERNANDEZ F
NARCISSE D	21 (40) 16
	21 (41) 17 FERNANDEZ F
NARCISSE D	22 (42) 17
PORTE V	23 (43) 17
	23 (44) 18 VIDAL A
GUIGOU M	24 (45) 18
	24 (48) 19 FERNANDEZ F
GUIGOU M	25 (49) 19
MAHE K	26 (51) 19
	26 (52) 20 PORTELA P
MAHE K	27 (52) 20
	27 (53) 21 FERNANDEZ F
MAHE K	28 (54) 21
MAHE K	29 (55) 21
	29 (57) 22 PIZARRO F
N'GUESSAN T	30 (57) 22
	30 (58) 23 FERNANDEZ F
	30 (59) 24 VIDAL A
PORTE V	31 (59) 24

Legend:							
%	Efficiency	2Min	2 Minute Suspensions	6m	6-metre Shots	7m	7-metre Shots
9m	9-metre Shots	BT	Breakthroughs	BC	Blue Cards	FB	Fast Breaks
G/S	Goals/Shots	No.	Uniform Number	RC	Red Cards	S/S	Saves/Shots
Wing	Wing Shots	YC	Yellow Cards				



Match Team Statistics

Estatística da partida por equipe / Statistiques du match par équipe

Match 18

FRA 31 - 24 ARG

(17 - 12) (14 - 12)

Referees: NIKOLOV Slave / NACHEVSKI Gjorgji (MKD)

FRA - France

Players		Shots								Offence		Defence		Punishments			TP	
No.	Name	G/S	%	6m	Wing	9m	7m	FB	BT	AS	TO	ST	BS	YC	2Min	RC		BC
8	NARCISSE Daniel	2/2	100			1/1			1/1	1	1							28:30
12	GERARD Vincent																	0:00
13	KARABATIC Nikola	2/3	67			2/3				1	3			1	1			47:33
14	MAHE Kentin	4/4	100		2/2	1/1	1/1											12:37
15	GREBILLE Mathieu	1/4	25		0/1	1/3				1	1			1				26:49
16	OMEYER Thierry	0/1	0			0/1				1								57:51
17	N'GUESSAN Timothy	1/1	100			1/1												4:16
19	ABALO Luc	7/7	100	1/1	6/6						3							30:00
20	SORHAINDO Cedric	1/1	100	1/1						3	1	1						45:42
21	GUIGOU Michael	6/6	100				5/5	1/1			2					1		47:38
22	KARABATIC Luka									3	1			1				38:54
23	FABREGAS Ludovic															1		8:13
27	DIPANDA Adrien	1/2	50	1/1		0/1				2						1	1	30:00
28	PORTE Valentin	6/7	86		2/3	2/2		1/1	1/1	7	1							41:57
Bench/Team																		
Totals		31/38	82	3/3	10/12	8/13	6/6	2/2	2/2	19	13	1		3	4	1		

Goalkeepers		Total Shots		6m Shots		Wing Shots		9m Shots		7m Shots		Fast Breaks		Breakthroughs	
No.	Name	S/S	%	S/S	%	S/S	%	S/S	%	S/S	%	S/S	%	S/S	%
12	GERARD Vincent														
16	OMEYER Thierry	16/40	40	1/7	14	3/8	38	11/16	69	0/4	0	0/2	0	1/3	33
Totals		16/40	40	1/7	14	3/8	38	11/16	69	0/4	0	0/2	0	1/3	33

Team Shots	Goals	Saves	Missed	Post	Blocked	Total	%
6m Shots	3					3	100
Wing Shots	10	1	1			12	83
9m Shots	8	3		1	1	13	62
7m Shots	6				N/A	6	100
Fast Breaks	2					2	100
Breakthroughs	2					2	100
Totals	31	4	1	1	1	38	82

Number of Attacks: 50, Scoring Efficiency: 62%



Match Team Statistics

Estatística da partida por equipe / Statistiques du match par équipe

Match 18

FRA 31 - 24 ARG

(17 - 12) (14 - 12)

Referees: NIKOLOV Slave / NACHEVSKI Gjorgji (MKD)

FRA - France

Shots Distribution

Players

Goals / Shots

8 NARCISSE D	12 GERARD V	13 KARABATIC N	14 MAHE K	15 GREBILLE M	16 OMEYER T	17 N'GUESSAN T
1/1		1/1	1/1		0/1	
		0/1	1/1			
1/1			2/2 1/1	1/1		1/1

1-Missed 1-Post 1-Blocked

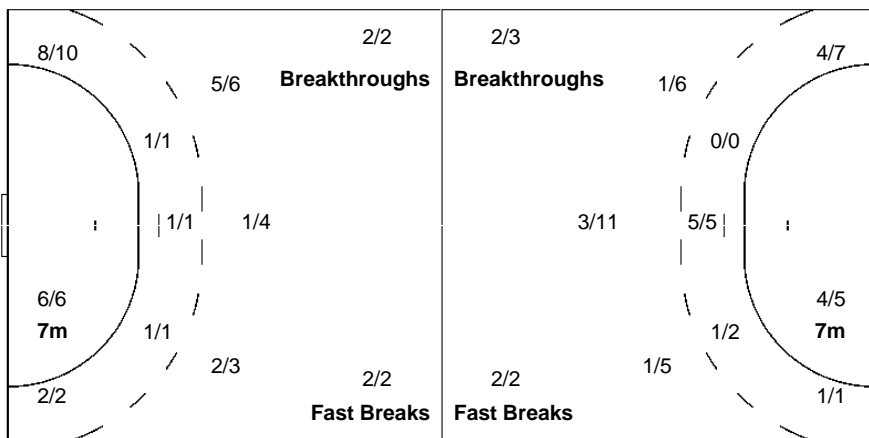
19 ABALO L	20 SORHAINDO C	21 GUIGOU M	22 KARABATIC L	23 FABREGAS L	27 DIPANDA A	28 PORTE V
1/1 1/1		1/1 2/2			0/1	1/1 1/1
					1/1	1/1 1/1
2/2 2/2 1/1	1/1	2/2 1/1				0/1 1/1 1/1

Team
Goals / Shots

2/2	3/4	5/6
2/2	0/1	2/2
8/9	6/6	3/3

1-Missed 1-Post 1-Blocked

Offence



Goalkeepers
Saves / Shots

1/3	4/7	0/1
3/6	2/2	0/1
1/4	2/6	3/10

12 GERARD V

16 OMEYER T

1/3	4/7	0/1
3/6	2/2	0/1
1/4	2/6	3/10



Match Team Statistics

Estatística da partida por equipe / Statistiques du match par équipe

Match 18

FRA 31 - 24 ARG

(17 - 12) (14 - 12)

Referees: NIKOLOV Slave / NACHEVSKI Gjorgji (MKD)

ARG - Argentina

Players		Shots								Offence		Defence		Punishments			TP	
No.	Name	G/S	%	6m	Wing	9m	7m	FB	BT	AS	TO	ST	BS	YC	2Min	RC		BC
1	SCHULZ Matias																	28:43
2	FERNANDEZ Federico	8/12	67		4/6	0/1	4/5								1			39:43
3	PIZARRO Federico	2/3	67			1/2		1/1		1								30:52
4	SIMONET Sebastian																	0:00
5	PORTELA Pablo	4/5	80	4/4		0/1				1	1			1	2			36:41
8	SIMONET Pablo	1/3	33			1/2			0/1	1	2							33:14
9	QUERIN Leonardo	0/1	0			0/1												18:59
10	VIEYRA Federico	1/6	17			1/6						1						30:02
12	GARCIA Fernando																	31:17
13	FERNANDEZ Juan Pablo	2/7	29	0/1	1/1	1/5				4	3							34:41
14	VIDAL Agustin	3/4	75			1/2			2/2	3	1				1			30:22
15	CAROU Gonzalo	1/1	100	1/1							2		1	1				31:54
18	PORTELA Adrian	0/2	0		0/1	0/1										1		23:37
25	VAISTEIN Pablo	2/3	67	1/1		0/1		1/1		3				1				49:55
Bench/Team																		
Totals		24/47	51	6/7	5/8	5/22	4/5	2/2	2/3	13	9	1	1	3	5			

Goalkeepers		Total Shots		6m Shots		Wing Shots		9m Shots		7m Shots		Fast Breaks		Breakthroughs	
No.	Name	S/S	%	S/S	%	S/S	%	S/S	%	S/S	%	S/S	%	S/S	%
1	SCHULZ Matias	0/16	0	0/2	0	0/6	0	0/5	0	0/2	0			0/1	0
12	GARCIA Fernando	4/19	21	0/1	0	1/5	20	3/6	50	0/4	0	0/2	0	0/1	0
Totals		4/35	11	0/3	0	1/11	9	3/11	27	0/6	0	0/2	0	0/2	0

Team Shots	Goals	Saves	Missed	Post	Blocked	Total	%
6m Shots	6	1				7	86
Wing Shots	5	3				8	63
9m Shots	5	11	3	3		22	23
7m Shots	4			1	N/A	5	80
Fast Breaks	2					2	100
Breakthroughs	2	1				3	67
Totals	24	16	3	4		47	51

Number of Attacks: 50, Scoring Efficiency: 48%



Match Team Statistics

Estatística da partida por equipe / Statistiques du match par équipe

Match 18

FRA 31 - 24 ARG
(17 - 12) (14 - 12)

Referees: NIKOLOV Slave / NACHEVSKI Gjorgji (MKD)

ARG - Argentina

Shots Distribution

Players


Goals / Shots

1 SCHULZ M	2 FERNANDEZ F	3 PIZARRO F	4 SIMONET S	5 PORTELA P	8 SIMONET P	9 QUERIN L
	1/1 1/3				0/1 0/1 1/1	
	2/2 1/1 3/3			2/2 0/1		0/1
	1-Missed 1-Post	1-Missed		1/1 1/1		
10 VIEYRA F	12 GARCIA F	13 FERNANDEZ JP	14 VIDAL A	15 CAROU G	18 PORTELA A	25 VAISTEIN P
	1/1		1/1 1/1		0/1	
0/1		0/1 0/1				1/1
0/1		1/2 1/2	1/1			1/2
1-Post		1-Post	1-Post		1-Missed	

Team
Goals / Shots

2/3	3/7	1/1
3/6	0/2	1/1
3/4	4/6	7/10

3-Missed 4-Post



Goalkeepers
Saves / Shots

0/2	1/4	1/6
0/2	1/1	0/2
1/9	0/6	0/3

1 SCHULZ M

0/2	0/2	0/1
		0/1
0/5	0/3	0/2

12 GARCIA F

	1/2	1/5
0/2	1/1	0/1
1/4	0/3	0/1

Legend:

%	Efficiency	2Min	2 Minute Suspensions	6m	6 metre Shots	7m	7 metre Shots	9m	9 metre Shots
AS	Assists	BS	Blocked Shots	BT	Breakthroughs	BC	Blue Cards	FB	Fast Breaks
G/S	Goals/Shots	N/A	Not Applicable	No.	Uniform Number	RC	Red Cards	S/S	Saves/Shots
ST	Steals	TO	Turnover	TP	Time Played	Wing	Wing Shots	YC	Yellow Cards



Match Report
Relatório da partida / Rapport du match

Team A										Team B																			
A					SLO - Slovenia					B					SWE - Sweden														
played in					in the hall					on					at					Spectators		Match Number							
Rio de Janeiro					Future Arena					THU 11 AUG 2016					19:50					7,470		17							
Half-time (30')		A		B		End of playing time		A		B		1st extra time		A		B		2nd extra time		A		B		After penalty throws		A		B	
Number of 7m		A		Team time-out		Full name of players and officials										Team time-out		B		Number of 7m									
6/8		1		18:48		2		53:10		3		56:40		1		28:52		2		36:14		3		48:14		1/2			
No.	Team A						G	YC	2'	RC	BC	No.	Team B						G	YC	2'	RC	BC						
1	SKOK Matevz											1	ANDERSSON Mattias																
3	BLAGOTINSEK Blaz								1			3	GOTTFRIDSSON Jim						2	1	1								
5	HENIGMAN Nik											5	ANDERSSON Kim						1		1								
7	KAVTICNIK Vid						3	1				9	TOLLBRING Jerry						6										
8	JANC Blaz						5		1			11	NILSSON Lukas						5										
11	DOLENEC Jure						3		1			13	STENBACKEN Jonathan								1								
12	SKOF Gorazd											18	KARLSSON Tobias																
13	CINGESAR Darko						3		1			19	JAKOBSSON Johan						5	1	1								
15	POTEKO Vid							1				20	APPELGREN Mikael																
22	GABER Matej						3					24	PETERSEN Fredrik																
23	ZORMAN Uros						4					28	STENMALM Philip																
25	BEZJAK Marko								1			32	ZACHRISSON Mattias						4										
31	RAZGOR Simon						5	1	1			35	NILSSON Andreas																
44	BOMBAC Dean						3		1			36	NIELSEN Jesper						1	1	2								

Off.A	MOHORIC Uros	1				Off.A	LINDGREN Ola				
Off.B	VUJOVIC Veselin					Off.B	OLSSON Staffan	1			
Off.C	SERBEC Uros					Off.C	SIGURDSSON Ulf				
Off.D	RANT ROOS Zan					Off.D	DAHLBERG Inge				

A	Signatures of responsables for the teams (Off.A)		B
TP	Remarks of referees / IHF Official		TP

Referees	Signatures		Signatures	
	RALUY O (ESP)		SABROSO RAMIREZ A (ESP)	
Technical Officials	Signatures		Signatures	
	TK: HUELIN T (ESP)		SK: TOSI BRANDI M (ITA)	
IHF Official	Signatures		Signatures	
	JENSEN B (DEN)			

Number of 7m scored/awarded to team A resp. B, goals (G), yellow cards (YC), red cards (RC), blue cards (BC) and team penalty (TP)



Results
Resultados / Résultats

Match 17

SLO 29 - 24 SWE
(14 - 13) (15 - 11)

Referees: RALUY O (ESP) / SABROSO RAMIREZ A (ESP)

SLO - Slovenia

Players		Shots							Punishments				
No.	Name	G/S	%	6m	Wing	9m	7m	FB	BT	YC	2Min	RC	BC
1	SKOK Matevz												
3	BLAGOTINSEK Blaz	0/1	0	0/1									
5	HENIGMAN Nik	0/2	0			0/2						1	
7	KAVTICNIK Vid	3/7	43			1/4	2/3			1			
8	JANC Blaz	5/7	71		1/3	1/1		3/3				1	
11	DOLENEC Jure	3/4	75	1/2		1/1			1/1			1	
12	SKOF Gorazd												
13	CINGESAR Darko	3/4	75		2/3			1/1				1	
15	POTEKO Vid									1			
22	GABER Matej	3/4	75	3/4									
23	ZORMAN Uros	4/5	80	2/3		1/1			1/1				
25	BEZJAK Marko	0/2	0			0/2						1	
31	RAZGOR Simon	5/6	83		2/3		2/2	1/1		1		1	
44	BOMBAC Dean	3/5	60	0/1		1/1	2/3					1	
	Bench/Team										1		
	Totals	29/47	62	6/11	5/9	5/12	6/8	5/5	2/2	4	7		

Goalkeepers		Saves							
No.	Name	S/S	%	6m	Wing	9m	7m	FB	BT
1	SKOK Matevz	5/22	23	2/3	1/8	2/7	0/1	0/2	0/1
12	SKOF Gorazd	2/9	22	1/3	1/1	0/4			0/1
	Totals	7/31	23	3/6	2/9	2/11	0/1	0/2	0/2

SWE - Sweden

Players		Shots							Punishments				
No.	Name	G/S	%	6m	Wing	9m	7m	FB	BT	YC	2Min	RC	BC
1	ANDERSSON Mattias												
3	GOTTFRIDSSON Jim	2/4	50	0/1	1/1	0/1			1/1	1	1		
5	ANDERSSON Kim	1/3	33			1/3						1	
9	TOLLBRING Jerry	6/8	75		4/5		1/2	1/1					
11	NILSSON Lukas	5/7	71	1/1		4/6							
13	STENBACKEN Jonathan											1	
18	KARLSSON Tobias												
19	JAKOBSSON Johan	5/6	83	1/1		4/5				1	1		
20	APPELGREN Mikael												
24	PETERSEN Fredrik												
28	STENMALM Philip												
32	ZACHRISSON Mattias	4/5	80		2/3			1/1	1/1				
35	NILSSON Andreas	0/2	0	0/2									
36	NIELSEN Jesper	1/2	50	1/2						1	2		
	Bench/Team										1		
	Totals	24/37	65	3/7	7/9	9/15	1/2	2/2	2/2	4	6		

Goalkeepers		Saves							
No.	Name	S/S	%	6m	Wing	9m	7m	FB	BT
1	ANDERSSON Mattias	6/26	23	1/7	2/5	2/6	1/4	0/3	0/1
20	APPELGREN Mikael	5/13	38	3/3	1/3	1/2	0/3	0/1	0/1
	Totals	11/40	28	4/10	3/8	3/8	1/7	0/5	0/2

RUNNING SCORE

SLO - SWE

1st Half

KAVTICNIK V	1 (2) 0
	1 (3) 1 JAKOBSSON J
	1 (4) 2 TOLLBRING J
	1 (6) 3 NILSSON L
	1 (7) 4 ZACHRISSON M
KAVTICNIK V	2 (8) 4
	2 (9) 5 TOLLBRING J
GABER M	3 (9) 5
GABER M	4 (10) 5
JANC B	5 (12) 5
	5 (14) 6 ZACHRISSON M
KAVTICNIK V	6 (16) 6
	6 (18) 7 GOTTFRIDSSON J
JANC B	7 (19) 7
CINGESAR D	8 (20) 7
	8 (21) 8 TOLLBRING J
DOLENEC J	9 (21) 8
	9 (21) 9 NILSSON L
	9 (23) 10 NILSSON L
	9 (23) 11 ZACHRISSON M
BOMBAC D	10 (26) 11
	10 (26) 12 TOLLBRING J
BOMBAC D	11 (27) 12
CINGESAR D	12 (29) 12
JANC B	13 (30) 12
	13 (30) 13 ZACHRISSON M
ZORMAN U	14 (30) 13

2nd Half

	14 (31) 14 JAKOBSSON J
CINGESAR D	15 (32) 14
DOLENEC J	16 (33) 14
	16 (34) 15 TOLLBRING J
GABER M	17 (35) 15
DOLENEC J	18 (36) 15
	18 (38) 16 JAKOBSSON J
ZORMAN U	19 (39) 16
ZORMAN U	20 (41) 16
JANC B	21 (41) 16
RAZGOR S	22 (43) 16
	22 (44) 17 TOLLBRING J
	22 (45) 18 JAKOBSSON J
RAZGOR S	23 (45) 18
RAZGOR S	24 (48) 18
JANC B	25 (48) 18
RAZGOR S	26 (49) 18
	26 (49) 19 NILSSON L
RAZGOR S	27 (50) 19
	27 (51) 20 JAKOBSSON J
	27 (51) 21 GOTTFRIDSSON J
BOMBAC D	28 (52) 21
	28 (53) 22 NILSSON L
	28 (56) 23 NIELSEN J
ZORMAN U	29 (59) 23
	29 (60) 24 ANDERSSON K

Legend:

%	Efficiency	2Min	2 Minute Suspensions	6m	6-metre Shots	7m	7-metre Shots
9m	9-metre Shots	BT	Breakthroughs	BC	Blue Cards	FB	Fast Breaks
G/S	Goals/Shots	No.	Uniform Number	RC	Red Cards	S/S	Saves/Shots
Wing	Wing Shots	YC	Yellow Cards				



Match Team Statistics

Estatística da partida por equipe / Statistiques du match par équipe

Match 17

SLO 29 - 24 SWE

(14 - 13) (15 - 11)

Referees: RALUY Oscar / SABROSO RAMIREZ Angel (ESP)

SLO - Slovenia

Players		Shots								Offence		Defence		Punishments			TP	
No.	Name	G/S	%	6m	Wing	9m	7m	FB	BT	AS	TO	ST	BS	YC	2Min	RC		BC
1	SKOK Matevz																	39:33
3	BLAGOTINSEK Blaz	0/1	0	0/1						1			3		1			22:25
5	HENIGMAN Nik	0/2	0			0/2												9:57
7	KAVTICNIK Vid	3/7	43			1/4	2/3							1				26:57
8	JANC Blaz	5/7	71		1/3	1/1		3/3			2	2			1			55:17
11	DOLENEC Jure	3/4	75	1/2		1/1			1/1	2	1				1			35:12
12	SKOF Gorazd																	16:13
13	CINGESAR Darko	3/4	75		2/3			1/1				1			1			27:46
15	POTEKO Vid													1				17:08
22	GABER Matej	3/4	75	3/4						3		1						54:49
23	ZORMAN Uros	4/5	80	2/3		1/1			1/1	3	2							34:10
25	BEZJAK Marko	0/2	0			0/2				2					1			16:45
31	RAZGOR Simon	5/6	83		2/3		2/2	1/1				1		1	1			33:18
44	BOMBAC Dean	3/5	60	0/1		1/1	2/3			1	1				1			30:30
	Bench/Team													1				
Totals		29/47	62	6/11	5/9	5/12	6/8	5/5	2/2	12	6	5	3	4	7			

Goalkeepers		Total Shots		6m Shots		Wing Shots		9m Shots		7m Shots		Fast Breaks		Breakthroughs	
No.	Name	S/S	%	S/S	%	S/S	%	S/S	%	S/S	%	S/S	%	S/S	%
1	SKOK Matevz	5/22	23	2/3	67	1/8	13	2/7	29	0/1	0	0/2	0	0/1	0
12	SKOF Gorazd	2/9	22	1/3	33	1/1	100	0/4	0					0/1	0
Totals		7/31	23	3/6	50	2/9	22	2/11	18	0/1	0	0/2	0	0/2	0

Team Shots	Goals	Saves	Missed	Post	Blocked	Total	%
6m Shots	6	4			1	11	55
Wing Shots	5	3	1			9	56
9m Shots	5	3		1	3	12	42
7m Shots	6	1	1		N/A	8	75
Fast Breaks	5					5	100
Breakthroughs	2					2	100
Totals	29	11	2	1	4	47	62

Number of Attacks: 47, Scoring Efficiency: 62%



Match Team Statistics

Estatística da partida por equipe / Statistiques du match par équipe

Match 17

SLO 29 - 24 SWE

(14 - 13) (15 - 11)

Referees: RALUY Oscar / SABROSO RAMIREZ Angel (ESP)

SLO - Slovenia

Shots Distribution

Players

Goals / Shots

1 SKOK M	3 BLAGOTINSEK B	5 HENIGMAN N	7 KAVTICNIK V	8 JANC B	11 DOLENEC J	12 SKOF G
			1/1	1/1	1/1	
			0/1	0/1	0/1	
	0/1		1/1	1/1	2/2	

2-Blocked 1-Missed 1-Post 1-Blocked 1-Missed

13 CINGESAR D	15 POTEKO V	22 GABER M	23 ZORMAN U	25 BEZJAK M	31 RAZGOR S	44 BOMBAC D
1/1		0/1	1/1		0/1 1/1 1/1	
			1/1	0/2		
1/2 1/1		1/1 1/1 1/1	1/1 1/1 1/1		1/1 1/1 1/1	3/3 0/1

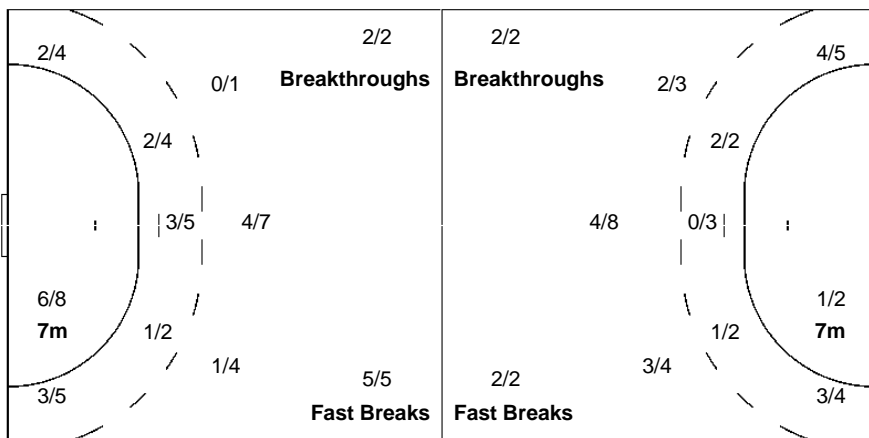
1-Blocked

Team
Goals / Shots

3/5	2/2	1/1
1/1	0/3	0/3
11/11	5/7	6/7

2-Missed 1-Post 4-Blocked

Offence



Goalkeepers
Saves / Shots

1/4	0/1	0/2
0/2		4/9
0/3	1/3	1/7

1 SKOK M

0/3	0/1	0/1
		4/8
0/2	0/2	1/5

12 SKOF G

1/1		0/1
0/2		0/1
0/1	1/1	0/2



Match Team Statistics

Estatística da partida por equipe / Statistiques du match par équipe

Match 17

SLO 29 - 24 SWE

(14 - 13) (15 - 11)

Referees: RALUY Oscar / SABROSO RAMIREZ Angel (ESP)

SWE - Sweden

Players		Shots								Offence		Defence		Punishments			TP	
No.	Name	G/S	%	6m	Wing	9m	7m	FB	BT	AS	TO	ST	BS	YC	2Min	RC		BC
1	ANDERSSON Mattias									1								37:45
3	GOTTFRIDSSON Jim	2/4	50	0/1	1/1	0/1			1/1	3				1	1			31:57
5	ANDERSSON Kim	1/3	33			1/3				1	2				1			27:58
9	TOLLBRING Jerry	6/8	75		4/5		1/2	1/1										58:22
11	NILSSON Lukas	5/7	71	1/1		4/6				4	2							40:44
13	STENBACKEN Jonathan														1			5:57
18	KARLSSON Tobias												2					34:48
19	JAKOBSSON Johan	5/6	83	1/1		4/5				1	5		1	1	1			39:23
20	APPELGREN Mikael																	18:14
24	PETERSEN Fredrik									1								1:32
28	STENMALM Philip																	0:00
32	ZACHRISSON Mattias	4/5	80		2/3			1/1	1/1									56:58
35	NILSSON Andreas	0/2	0	0/2							2							20:27
36	NIELSEN Jesper	1/2	50	1/2							2	1		1	2			45:55
Bench/Team														1				
Totals		24/37	65	3/7	7/9	9/15	1/2	2/2	2/2	11	13	1	3	4	6			

Goalkeepers		Total Shots		6m Shots		Wing Shots		9m Shots		7m Shots		Fast Breaks		Breakthroughs	
No.	Name	S/S	%	S/S	%	S/S	%	S/S	%	S/S	%	S/S	%	S/S	%
1	ANDERSSON Mattias	6/26	23	1/7	14	2/5	40	2/6	33	1/4	25	0/3	0	0/1	0
20	APPELGREN Mikael	5/13	38	3/3	100	1/3	33	1/2	50	0/3	0	0/1	0	0/1	0
Totals		11/40	28	4/10	40	3/8	38	3/8	38	1/7	14	0/5	0	0/2	0

Team Shots	Goals	Saves	Missed	Post	Blocked	Total	%
6m Shots	3	3	1			7	43
Wing Shots	7	2				9	78
9m Shots	9	2	1		3	15	60
7m Shots	1			1	N/A	2	50
Fast Breaks	2					2	100
Breakthroughs	2					2	100
Totals	24	7	2	1	3	37	65

Number of Attacks: 46, Scoring Efficiency: 52%



Match Team Statistics

Estatística da partida por equipe / Statistiques du match par équipe

Match 17

SLO 29 - 24 SWE

(14 - 13) (15 - 11)

Referees: RALUY Oscar / SABROSO RAMIREZ Angel (ESP)

SWE - Sweden

Shots Distribution

Players

Goals / Shots

1 ANDERSSON M	3 GOTTFRIDSSON J	5 ANDERSSON K	9 TOLLBRING J	11 NILSSON L	13 STENBACKEN J	18 KARLSSON T
				1/1		
		1/1	0/1			
	1/1	0/1				
			2/3	3/3		

1-Blocked 1-Post 1-Missed 1-Blocked

19 JAKOBSSON J	20 APPELGREN M	24 PETERSEN F	28 STENMALM P	32 ZACHRISSON M	35 NILSSON A	36 NIELSEN J
1/1	1/1			1/1		
1/1					1/2	
				1/1	1/1	
						0/1
						1/1

1-Blocked

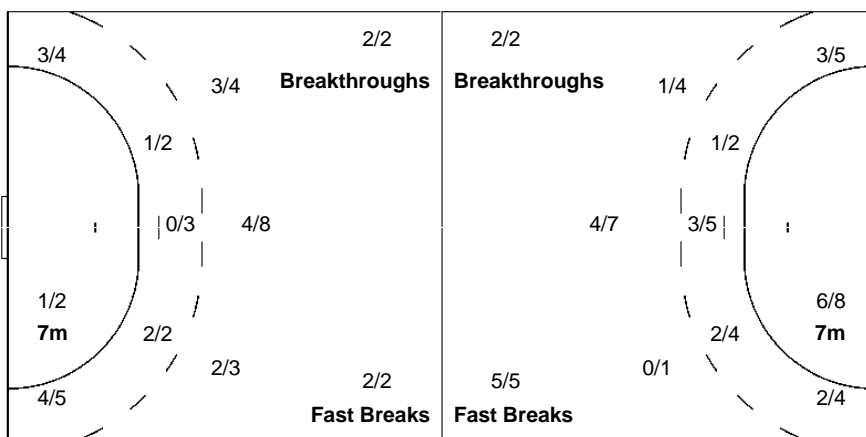
1-Missed

Team
Goals / Shots

3/4	1/1	2/2
2/2		5/9
3/3	2/3	6/7

2-Missed 1-Post 3-Blocked

Offence



Goalkeepers
Saves / Shots

2/5	0/2	0/1
0/1	3/3	3/3
0/11	2/7	1/7

1 ANDERSSON M

0/3	0/1	
	2/2	2/2
0/8	1/5	1/5

20 APPELGREN M

2/2	0/1	0/1
0/1	1/1	1/1
0/3	1/2	0/1

Legend:	% Efficiency	2Min 2 Minute Suspensions	6m 6 metre Shots	7m 7 metre Shots	9m 9 metre Shots
AS Assists	BS Blocked Shots	BT Breakthroughs	BC Blue Cards	FB Fast Breaks	S/S Saves/Shots
G/S Goals/Shots	N/A Not Applicable	No. Uniform Number	RC Red Cards	S/S Saves/Shots	YC Yellow Cards
ST Steals	TO Turnover	TP Time Played	Wing Wing Shots		



Match Report

Relatório da partida / Rapport du match

Team A										Team B																						
A					CRO - Croatia					B					FRA - France																	
played in					in the hall					on					at					Spectators		Match Number										
Rio de Janeiro					Future Arena					SAT 13 AUG 2016					11:30					8,922		20										
Half-time (30')		A		B		End of playing time			A		B		1st extra time			A		B		2nd extra time			A		B		After penalty throws		A		B	
		14		12					29		28																					
Number of 7m		A		Team time-out			Full name of players and officials										Team time-out			B		Number of 7m										
3/3				1 10:25 2 41:13 3 46:51													1 55:41 2 3			6/7												
No.	Team A						G	YC	2'	RC	BC	No.	Team B						G	YC	2'	RC	BC									
1	STEVANOVIC Ivan											8	NARCISSE Daniel																			
5	DUVNJAK Domagoj						3	1				12	GERARD Vincent																			
7	STEPANCIC Luka						1	1				13	KARABATIC Nikola						1	1												
8	KOPLJAR Marko						6					14	MAHE Kentin																			
10	GOJUN Jakov						2		3			15	GREBILLE Mathieu						1													
12	PESIC Ivan											16	OMEYER Thierry						1		1											
13	HORVAT Zlatko						5					17	N'GUESSAN Timothy						5		1											
18	KARACIC Igor						1		1			19	ABALO Luc																			
26	STRLEK Manuel						5			1		20	SORHAINDO Cedric						4													
27	CUPIC Ivan											21	GUIGOU Michael						10													
30	MAMIC Marko						1			1		22	KARABATIC Luka								1											
32	SLISKOVIC Ivan						3	1	1			23	FABREGAS Ludovic																			
34	BROZOVIC Ilija						1					27	DIPANDA Adrien						3													
44	KOZINA Kresimir						1					28	PORTE Valentin						3	1												

Off.A	BABIC Zeljko					Off.A	ONESTA Claude	1			
Off.B	METLICIC Petar					Off.B	DINART Didier				
Off.C	MARAS Ivica	1				Off.C	SEBASTIEN Pierre				
Off.D	KRUSELJ Goran					Off.D	MABIRE Jean-Christophe				

A	Signatures of responsables for the teams (Off.A)										B
TP	Remarks of referees / IHF Official										TP

Referees	PALSSON A (ISL)		Signatures	ELIASSON J (ISL)		Signatures
Technical Officials	TK: OIE SO (NOR)			SK: ALMARZOOQI O (UAE)		
IHF Official	GALLEGO R (ESP)					

Number of 7m scored/awarded to team A resp. B, goals (G), yellow cards (YC), red cards (RC), blue cards (BC) and team penalty (TP)



Results
Resultados / Résultats

Match 20

CRO 29 - 28 FRA
(14 - 12) (15 - 16)

Referees: PALSSON A (ISL) / ELIASSON J (ISL)

CRO - Croatia

Players		Shots								Punishments			
No.	Name	G/S	%	6m	Wing	9m	7m	FB	BT	YC	2Min	RC	BC
1	STEVANOVIC Ivan	0/1	0			0/1							
5	DUVNJAK Domagoj	3/5	60			1/3		2/2		1			
7	STEPANCIC Luka	1/3	33			1/3				1			
8	KOPLJAR Marko	6/10	60	1/2		5/8							
10	GOJUN Jakov	2/2	100					2/2			3		
12	PESIC Ivan												
13	HORVAT Zlatko	5/7	71		2/3	0/1	3/3						
18	KARACIC Igor	1/2	50			1/2					1		
26	STRLEK Manuel	5/5	100		3/3			2/2					
27	CUPIC Ivan												
30	MAMIC Marko	1/5	20			1/5						1	
32	SLISKOVIC Ivan	3/5	60			3/5				1	1		
34	BROZOVIC Ilija	1/1	100	1/1									
44	KOZINA Kresimir	1/1	100	1/1									
	Bench/Team									1			
	Totals	29/47	62	3/4	5/6	12/28	3/3	6/6		4	5	1	

Goalkeepers		Saves							
No.	Name	S/S	%	6m	Wing	9m	7m	FB	BT
1	STEVANOVIC Ivan	10/28	36	1/6	0/1	9/12	0/3	0/5	0/1
12	PESIC Ivan	2/10	20	0/1		1/2	1/4	0/1	0/2
	Totals	12/40	30	1/7	0/1	10/16	1/7	0/7	0/2

FRA - France

Players		Shots								Punishments			
No.	Name	G/S	%	6m	Wing	9m	7m	FB	BT	YC	2Min	RC	BC
8	NARCISSE Daniel	0/5	0	0/1		0/4							
12	GERARD Vincent												
13	KARABATIC Nikola	1/6	17			0/4		1/1	0/1	1			
14	MAHE Kentin												
15	GREBILLE Mathieu	1/4	25			0/3			1/1				
16	OMEYER Thierry	1/2	50			1/2					1		
17	N'GUESSAN Timothy	5/6	83	2/3		3/3					1		
19	ABALO Luc												
20	SORHAINDO Cedric	4/5	80	3/4				1/1					
21	GUIGOU Michael	10/11	91		1/1		6/7	3/3					
22	KARABATIC Luka									1			
23	FABREGAS Ludovic												
27	DIPANDA Adrien	3/4	75	1/1		0/1		1/1	1/1				
28	PORTE Valentin	3/4	75			2/3		1/1		1			
	Bench/Team									1			
	Totals	28/47	60	6/9	1/1	6/20	6/7	7/7	2/3	4	2		

Goalkeepers		Saves							
No.	Name	S/S	%	6m	Wing	9m	7m	FB	BT
12	GERARD Vincent	0/3	0		0/1		0/1	0/1	
16	OMEYER Thierry	10/36	28	0/3	0/4	10/22	0/2	0/5	
	Totals	10/39	26	0/3	0/5	10/22	0/3	0/6	

RUNNING SCORE

CRO - FRA

1st Half

GOJUN J	1 (1) 0
BROZOVIC I	2 (2) 0
	2 (4) 1
	2 (5) 2
MAMIC M	3 (6) 2
STRLEK M	4 (6) 2
	4 (7) 3
	4 (7) 4
KOPLJAR M	5 (11) 4
	5 (13) 5
	5 (14) 6
KOZINA K	6 (18) 6
	6 (19) 7
SLISKOVIC I	7 (20) 7
GOJUN J	8 (21) 7
	8 (22) 8
SLISKOVIC I	9 (23) 8
	9 (23) 9
STRLEK M	10 (24) 9
	10 (25) 10
STRLEK M	11 (25) 10
	11 (26) 11
HORVAT Z	12 (28) 11
DUVNJAK D	13 (29) 11
	13 (30) 12
SLISKOVIC I	14 (30) 12

2nd Half

KARACIC I	15 (31) 12
	15 (33) 13
	15 (34) 14
STEPANCIC L	16 (36) 14
HORVAT Z	17 (36) 14
	17 (37) 15
	17 (39) 16
STRLEK M	18 (40) 16
	18 (40) 17
	18 (41) 18
KOPLJAR M	19 (42) 18
	19 (42) 19
	19 (43) 20
DUVNJAK D	20 (45) 20
	20 (45) 21
KOPLJAR M	21 (46) 21
	21 (47) 22
KOPLJAR M	22 (48) 22
	22 (48) 23
HORVAT Z	23 (49) 23
STRLEK M	24 (51) 23
	24 (52) 24
DUVNJAK D	25 (53) 24
KOPLJAR M	26 (54) 24
	26 (55) 25
HORVAT Z	27 (56) 25
	27 (57) 26
	27 (57) 27
KOPLJAR M	28 (58) 27
	28 (58) 28
HORVAT Z	29 (59) 28

Legend:		2Min		6m		7m		FB		S/S	
%	Efficiency	2Min	2 Minute Suspensions	6m	6-metre Shots	7m	7-metre Shots	FB	Fast Breaks	S/S	Saves/Shots
9m	9-metre Shots	BT	Breakthroughs	BC	Blue Cards						
G/S	Goals/Shots	No.	Uniform Number	RC	Red Cards						
Wing	Wing Shots	YC	Yellow Cards								



Match Team Statistics

Estatística da partida por equipe / Statistiques du match par équipe

Match 20

CRO 29 - 28 FRA

(14 - 12) (15 - 16)

Referees: PALSSON Anton / ELIASSON Jonas (ISL)

CRO - Croatia

Players		Shots								Offence		Defence		Punishments			TP	
No.	Name	G/S	%	6m	Wing	9m	7m	FB	BT	AS	TO	ST	BS	YC	2Min	RC		BC
1	STEVANOVIC Ivan	0/1	0			0/1												35:53
5	DUVNJAK Domagoj	3/5	60			1/3		2/2		7	3	1		1				53:24
7	STEPANCIC Luka	1/3	33			1/3								1				21:26
8	KOPLJAR Marko	6/10	60	1/2		5/8				1								38:23
10	GOJUN Jakov	2/2	100					2/2							3			27:04
12	PESIC Ivan																	13:23
13	HORVAT Zlatko	5/7	71		2/3	0/1	3/3											35:01
18	KARACIC Igor	1/2	50			1/2					1				1			11:38
26	STRLEK Manuel	5/5	100		3/3			2/2		2	1							51:15
27	CUPIC Ivan																	23:00
30	MAMIC Marko	1/5	20			1/5					1						1	15:17
32	SLISKOVIC Ivan	3/5	60			3/5				2	2			1	1			47:21
34	BROZOVIC Ilija	1/1	100	1/1														8:52
44	KOZINA Kresimir	1/1	100	1/1						1	1							38:08
Bench/Team														1				
Totals		29/47	62	3/4	5/6	12/28	3/3	6/6		13	9	1		4	5	1		

Goalkeepers		Total Shots		6m Shots		Wing Shots		9m Shots		7m Shots		Fast Breaks		Breakthroughs	
No.	Name	S/S	%	S/S	%	S/S	%	S/S	%	S/S	%	S/S	%	S/S	%
1	STEVANOVIC Ivan	10/28	36	1/6	17	0/1	0	9/12	75	0/3	0	0/5	0	0/1	0
12	PESIC Ivan	2/10	20	0/1	0			1/2	50	1/4	25	0/1	0	0/2	0
Totals		12/40	30	1/7	14	0/1	0	10/16	63	1/7	14	0/7	0	0/2	0

Team Shots	Goals	Saves	Missed	Post	Blocked	Total	%
6m Shots	3			1		4	75
Wing Shots	5		1			6	83
9m Shots	12	10	3	2	1	28	43
7m Shots	3				N/A	3	100
Fast Breaks	6					6	100
Breakthroughs							
Totals	29	10	4	3	1	47	62

Number of Attacks: 54, Scoring Efficiency: 54%



Match Team Statistics

Estatística da partida por equipe / Statistiques du match par équipe

Match 20

CRO 29 - 28 FRA

(14 - 12) (15 - 16)

Referees: PALSSON Anton / ELIASSON Jonas (ISL)

CRO - Croatia

Shots Distribution

Players

Goals / Shots

1 STEVANOVIC I	5 DUVNJAK D	7 STEPANCIC L	8 KOPLJAR M	10 GOJUN J	12 PESIC I	13 HORVAT Z
		1/1	0/1	0/1	1/1	1/1
		1/2	1/1	0/1	1/1	1/1
		1/2	3/3	0/1	1/1	2/2
1-Missed			1-Post			2-Missed


18 KARACIC I	26 STRLEK M	27 CUPIC I	30 MAMIC M	32 SLISKOVIC I	34 BROZOVIC I	44 KOZINA K
	1/1	1/1	1/1	1/1	1/1	
	1/1	1/1	1/1	1/1	1/1	
0/1	1/1	1/1	0/1	0/1	1/1	1/1
			1-Missed	1-Post	1-Blocked	

Team
Goals / Shots

2/3	1/1	6/7
1/2	0/2	3/4
8/10	2/3	6/7

4-Missed 3-Post 1-Blocked

Offence



Goalkeepers
Saves / Shots

2/5	0/2	0/2
5/6		3/5
1/10	1/4	0/6

1 STEVANOVIC I

2/5		0/1
3/3		3/5
1/8	1/4	0/2

12 PESIC I

	0/1	0/1
2/3		
0/2		0/3



Match Team Statistics

Estatística da partida por equipe / Statistiques du match par équipe

Match 20

CRO 29 - 28 FRA

(14 - 12) (15 - 16)

Referees: PALSSON Anton / ELIASSON Jonas (ISL)

FRA - France

Players		Shots								Offence		Defence		Punishments			TP	
No.	Name	G/S	%	6m	Wing	9m	7m	FB	BT	AS	TO	ST	BS	YC	2Min	RC		BC
8	NARCISSE Daniel	0/5	0	0/1		0/4				3	1							20:24
12	GERARD Vincent																	1:12
13	KARABATIC Nikola	1/6	17			0/4		1/1	0/1		1	1	1	1				53:48
14	MAHE Kentin																	0:00
15	GREBILLE Mathieu	1/4	25			0/3			1/1	2								16:43
16	OMEYER Thierry	1/2	50			1/2										1		57:32
17	N'GUESSAN Timothy	5/6	83	2/3		3/3				1						1		10:18
19	ABALO Luc																	0:00
20	SORHAINDO Cedric	4/5	80	3/4				1/1		3	3							60:00
21	GUIGOU Michael	10/11	91		1/1		6/7	3/3		1		1						58:10
22	KARABATIC Luka														1			38:22
23	FABREGAS Ludovic																	0:00
27	DIPANDA Adrien	3/4	75	1/1		0/1		1/1	1/1		3							43:31
28	PORTE Valentin	3/4	75			2/3		1/1		3	1					1		60:00
Bench/Team																1		
Totals		28/47	60	6/9	1/1	6/20	6/7	7/7	2/3	13	9	2	1	4	2			

Goalkeepers		Total Shots		6m Shots		Wing Shots		9m Shots		7m Shots		Fast Breaks		Breakthroughs	
No.	Name	S/S	%	S/S	%	S/S	%	S/S	%	S/S	%	S/S	%	S/S	%
12	GERARD Vincent	0/3	0			0/1	0			0/1	0	0/1	0		
16	OMEYER Thierry	10/36	28	0/3	0	0/4	0	10/22	45	0/2	0	0/5	0		
Totals		10/39	26	0/3	0	0/5	0	10/22	45	0/3	0	0/6	0		

Team Shots	Goals	Saves	Missed	Post	Blocked	Total	%
6m Shots	6	1		2		9	67
Wing Shots	1					1	100
9m Shots	6	10	3	1		20	30
7m Shots	6	1			N/A	7	86
Fast Breaks	7					7	100
Breakthroughs	2			1		3	67
Totals	28	12	3	4		47	60

Number of Attacks: 55, Scoring Efficiency: 51%



Match Team Statistics

Estatística da partida por equipe / Statistiques du match par équipe

Match 20

CRO 29 - 28 FRA

(14 - 12) (15 - 16)

Referees: PALSSON Anton / ELIASSON Jonas (ISL)

FRA - France

Shots Distribution

Players

Goals / Shots

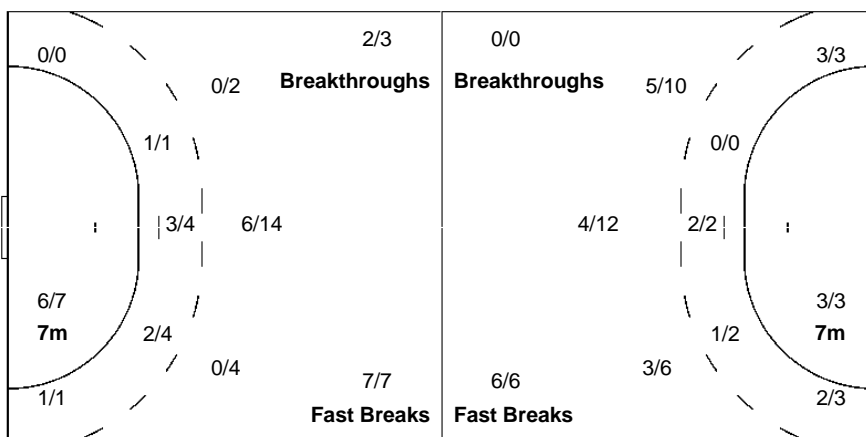
8 NARCISSE D	12 GERARD V	13 KARABATIC N	14 MAHE K	15 GREBILLE M	16 OMEYER T	17 N'GUESSAN T
0/1		0/1			1/1	1/1
				0/1		1/1
0/1		1/2				1/1
2-Post		1-Post		2-Missed	1-Missed	1-Post
19 ABALO L	20 SORHAINDO C	21 GUIGOU M	22 KARABATIC L	23 FABREGAS L	27 DIPANDA A	28 PORTE V
	1/1	1/1			1/1	
	0/1	0/1			0/1	0/1
	1/1	5/5	1/1	3/3		2/2
					1/1	1/1

Team
Goals / Shots

3/5	2/2	2/2
1/6		2/5
9/10	3/4	6/6

3-Missed 4-Post

Offence



Defence

Goalkeepers
Saves / Shots

1/3	0/1	1/7
1/2	2/2	1/4
2/10	1/3	1/7

12 GERARD V

		0/1
0/1		0/1

16 OMEYER T

1/3	0/1	1/7
1/2	2/2	1/3
2/9	1/3	1/6

Legend:	% Efficiency	2Min 2 Minute Suspensions	6m 6 metre Shots	7m 7 metre Shots	9m 9 metre Shots
AS Assists	BS Blocked Shots	BT Breakthroughs	BC Blue Cards	FB Fast Breaks	
G/S Goals/Shots	N/A Not Applicable	No. Uniform Number	RC Red Cards	S/S Saves/Shots	
ST Steals	TO Turnover	TP Time Played	Wing Wing Shots	YC Yellow Cards	



Match Report
Relatório da partida / Rapport du match

Team A										Team B																			
A					SLO - Slovenia					B					GER - Germany														
played in					in the hall					on					at					Spectators		Match Number							
Rio de Janeiro					Future Arena					SAT 13 AUG 2016					09:30					6,957		19							
Half-time (30')		A		B		End of playing time		A		B		1st extra time		A		B		2nd extra time		A		B		After penalty throws		A		B	
		12		11				25		28																			
Number of 7m		A		Team time-out						Full name of players and officials										Team time-out						B		Number of 7m	
		2/3		1 22:04		2 36:13		3 59:10												1 27:42		2 51:54		3 59:49		4/4			
No.	Team A						G	YC	2'	RC	BC	No.	Team B						G	YC	2'	RC	BC						
1	SKOK Matevz											3	GENSHEIMER Uwe						6										
3	BLAGOTINSEK Blaz											6	LEMKE Finn						1										
7	KAVTICNIK Vid						1		1			7	WIENCEK Patrick						1	1	2								
8	JANC Blaz						2					9	REICHMANN Tobias						5										
11	DOLENEC Jure						6					10	WIEDE Fabian						1	1	1								
12	SKOF Gorazd											12	HEINEVETTER Silvio																
13	CINGESAR Darko							1	1			13	PEKELER Hendrik						3			1							
15	POTEKO Vid						1					17	WEINHOLD Steffen						2			1							
22	GABER Matej						4	1	1			19	STROBEL Martin																
23	ZORMAN Uros						3					25	HAFNER Kai						2										
25	BEZJAK Marko						4					33	WOLFF Andreas						2										
31	RAZGOR Simon								2			35	KUHN Julius									1							
32	ZARABEC Miha						1					47	DISSINGER Christian																
44	BOMBAC Dean						3	1	1			95	DRUX Paul						5	1	2								

Off.A	MOHORIC Uros					Off.A	SIGURDSSON Dagur				
Off.B	VUJOVIC Veselin	1				Off.C	STEUER Dr Kurt				
Off.C	SERBEC Uros					Off.D	GRASCHUS Peter				
Off.D	RANT ROOS Zan					Off.E	HAASE Alexander		1		

A	Signatures of responsables for the teams (Off.A)		B
TP	Remarks of referees / IHF Official		TP

Referees	Signatures		Signatures	
	NIKOLOV S (MKD)		NACHEVSKI G (MKD)	
Technical Officials				
	TK: REISINGER G (AUT)		SK: TOSI BRANDI M (ITA)	
IHF Official				
	OIE SO (NOR)			

Number of 7m scored/awarded to team A resp. B, goals (G), yellow cards (YC), red cards (RC), blue cards (BC) and team penalty (TP)



Results
Resultados / Résultats

Match 19

SLO 25 - 28 GER
(12 - 11) (13 - 17)

Referees: NIKOLOV S (MKD) / NACHEVSKI G (MKD)

RUNNING SCORE

SLO - GER

1st Half

BEZJAK M **1 (3) 0**
KAVTICNIK V **2 (4) 0**
JANC B **3 (6) 0**
3 (8) 1 REICHMANN T
3 (9) 2 LEMKE F
POTEKO V **4 (9) 2**
BOMBAC D **5 (10) 2**
5 (14) 3 WOLFF A
5 (16) 4 WIENCEK P
5 (17) 5 DRUX P
BOMBAC D **6 (18) 5**
6 (19) 6 WIEDE F
JANC B **7 (20) 6**
GABER M **8 (21) 6**
8 (22) 7 PEKELER H
8 (23) 8 REICHMANN T
DOLENEC J **9 (23) 8**
BEZJAK M **10 (25) 8**
10 (25) 9 WEINHOLD S
GABER M **11 (27) 9**
11 (29) 10 DRUX P
11 (29) 11 PEKELER H
DOLENEC J **12 (30) 11**

2nd Half

ZARABEC M **13 (31) 11**
13 (31) 12 GENSHEIMER U
GABER M **14 (32) 12**
14 (32) 13 DRUX P
14 (34) 14 GENSHEIMER U
14 (36) 15 REICHMANN T
14 (37) 16 PEKELER H
14 (38) 17 REICHMANN T
ZORMAN U **15 (40) 17**
15 (41) 18 DRUX P
15 (42) 19 WOLFF A
BOMBAC D **16 (43) 19**
BEZJAK M **17 (45) 19**
17 (45) 20 DRUX P
ZORMAN U **18 (46) 20**
18 (46) 21 WEINHOLD S
GABER M **19 (47) 21**
19 (48) 22 GENSHEIMER U
19 (49) 23 REICHMANN T
DOLENEC J **20 (49) 23**
20 (49) 24 GENSHEIMER U
DOLENEC J **21 (52) 24**
21 (53) 25 GENSHEIMER U
DOLENEC J **22 (54) 25**
22 (55) 26 HAFNER K
22 (56) 27 HAFNER K
BEZJAK M **23 (57) 27**
23 (58) 28 GENSHEIMER U
DOLENEC J **24 (58) 28**
ZORMAN U **25 (60) 28**

SLO - Slovenia

Players		Shots							Punishments				
No.	Name	G/S	%	6m	Wing	9m	7m	FB	BT	YC	2Min	RC	BC
1	SKOK Matevz												
3	BLAGOTINSEK Blaz												
7	KAVTICNIK Vid	1/3	33			1/3					1		
8	JANC Blaz	2/3	67	0/1	2/2								
11	DOLENEC Jure	6/6	100	1/1		3/3			2/2				
12	SKOF Gorazd												
13	CINGESAR Darko									1	1		
15	POTEKO Vid	1/1	100	1/1									
22	GABER Matej	4/6	67	4/6						1	1		
23	ZORMAN Uros	3/5	60	2/3		0/1			1/1				
25	BEZJAK Marko	4/6	67	1/1	1/1	1/3			1/1				
31	RAZGOR Simon										2		
32	ZARABEC Miha	1/3	33			0/1		0/1	1/1				
44	BOMBAC Dean	3/5	60			0/1	2/3	1/1		1	1		
	Bench/Team									1			
	Totals	25/38	66	9/13	3/3	5/12	2/3	1/2	5/5	4	6		

Goalkeepers		Saves							
No.	Name	S/S	%	6m	Wing	9m	7m	FB	BT
1	SKOK Matevz	0/3	0			0/2	0/1		
12	SKOF Gorazd	7/31	23	1/8	3/6	2/7	0/3	1/5	0/2
	Totals	7/35	20	1/8	3/6	2/10	0/4	1/5	0/2

GER - Germany

Players		Shots							Punishments				
No.	Name	G/S	%	6m	Wing	9m	7m	FB	BT	YC	2Min	RC	BC
3	GENSHEIMER Uwe	6/7	86		1/2	1/1	4/4						
6	LEMKE Finn	1/1	100					1/1					
7	WIENCEK Patrick	1/1	100	1/1						1	2		
9	REICHMANN Tobias	5/7	71	1/1	2/4			2/2					
10	WIEDE Fabian	1/3	33			0/2			1/1	1	1		
12	HEINEVETTER Silvio												
13	PEKELER Hendrik	3/5	60	2/2		0/1		1/2			1		
17	WEINHOLD Steffen	2/2	100	1/1					1/1		1		
19	STROBEL Martin	0/1	0			0/1							
25	HAFNER Kai	2/4	50			2/4							
33	WOLFF Andreas	2/2	100			2/2							
35	KUHN Julius	0/1	0			0/1					1		
47	DISSINGER Christian												
95	DRUX Paul	5/7	71	2/3		3/4				1	2		
	Bench/Team									1			
	Totals	28/41	68	7/8	3/6	8/16	4/4	4/5	2/2	4	8		

Goalkeepers		Saves							
No.	Name	S/S	%	6m	Wing	9m	7m	FB	BT
12	HEINEVETTER Silvio								
33	WOLFF Andreas	9/32	28	3/12	0/2	4/9	1/3	1/1	0/5
	Totals	9/34	26	3/12	0/3	4/9	1/3	1/2	0/5

Legend:	% Efficiency	2Min 2 Minute Suspensions	6m 6-metre Shots	7m 7-metre Shots
9m 9-metre Shots	BT Breakthroughs	BC Blue Cards	FB Fast Breaks	
G/S Goals/Shots	No. Uniform Number	RC Red Cards	S/S Saves/Shots	
Wing Wing Shots	YC Yellow Cards			



Match Team Statistics

Estatística da partida por equipe / Statistiques du match par équipe

Match 19

SLO 25 - 28 GER
(12 - 11) (13 - 17)

Referees: NIKOLOV Slave / NACHEVSKI Gjorgji (MKD)

SLO - Slovenia

Players		Shots								Offence		Defence		Punishments			TP	
No.	Name	G/S	%	6m	Wing	9m	7m	FB	BT	AS	TO	ST	BS	YC	2Min	RC		BC
1	SKOK Matevz																	6:53
3	BLAGOTINSEK Blaz									1								32:11
7	KAVTICNIK Vid	1/3	33			1/3				1	1				1			30:01
8	JANC Blaz	2/3	67	0/1	2/2					1								60:00
11	DOLENEC Jure	6/6	100	1/1		3/3			2/2	2	2							31:03
12	SKOF Gorazd										1							46:45
13	CINGESAR Darko													1	1			57:35
15	POTEKO Vid	1/1	100	1/1														7:36
22	GABER Matej	4/6	67	4/6										1	1			45:23
23	ZORMAN Uros	3/5	60	2/3		0/1			1/1	1	2							23:34
25	BEZJAK Marko	4/6	67	1/1	1/1	1/3			1/1		1							21:35
31	RAZGOR Simon															2		13:13
32	ZARABEC Miha	1/3	33			0/1		0/1	1/1	3								18:19
44	BOMBAC Dean	3/5	60			0/1	2/3	1/1		1			1	1	1	1		25:52
Bench/Team											1			1				
Totals		25/38	66	9/13	3/3	5/12	2/3	1/2	5/5	10	8		1	4	6			

Goalkeepers		Total Shots		6m Shots		Wing Shots		9m Shots		7m Shots		Fast Breaks		Breakthroughs	
No.	Name	S/S	%	S/S	%	S/S	%	S/S	%	S/S	%	S/S	%	S/S	%
1	SKOK Matevz	0/3	0					0/2	0	0/1	0				
12	SKOF Gorazd	7/31	23	1/8	13	3/6	50	2/7	29	0/3	0	1/5	20	0/2	0
Totals		7/35	20	1/8	13	3/6	50	2/10	20	0/4	0	1/5	20	0/2	0

Team Shots	Goals	Saves	Missed	Post	Blocked	Total	%
6m Shots	9	3		1		13	69
Wing Shots	3					3	100
9m Shots	5	4	1		2	12	42
7m Shots	2	1			N/A	3	67
Fast Breaks	1	1				2	50
Breakthroughs	5					5	100
Totals	25	9	1	1	2	38	66

Number of Attacks: 45, Scoring Efficiency: 56%



Match Team Statistics

Estatística da partida por equipe / Statistiques du match par équipe

Match 19

SLO 25 - 28 GER
(12 - 11) (13 - 17)

Referees: NIKOLOV Slave / NACHEVSKI Gjorgji (MKD)

SLO - Slovenia

Shots Distribution

Players

Goals / Shots

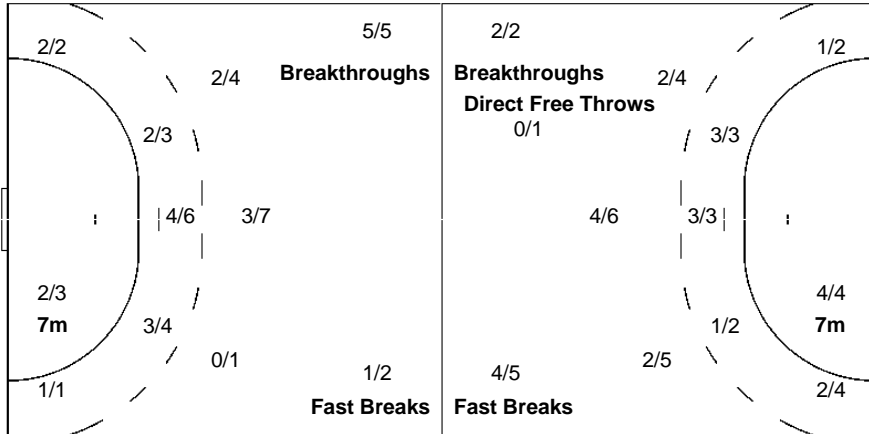
1 SKOK M	3 BLAGOTINSEK B	7 KAVTICNIK V	8 JANC B	11 DOLENEC J	12 SKOF G	13 CINGESAR D
		1/1	2/2			
		0/1			2/2	
		0/1	0/1	1/1	1/1	2/2

15 POTEKO V	22 GABER M	23 ZORMAN U	25 BEZJAK M	31 RAZGOR S	32 ZARABEC M	44 BOMBAC D
	0/1		1/1	1/1		1/1
			1/1			0/1
1/1	1/2	1/1	1/1		1/2	2/2
		3/3	1/1	0/1		
		1-Post		1-Blocked		1-Blocked

Team
Goals / Shots

3/4	2/2	1/2
1/1	0/1	3/4
7/9	2/3	6/8
1-Missed	1-Post	2-Blocked

Offence



Defence

Goalkeepers
Saves / Shots

	2/4	0/2
0/3		3/4
0/6	1/8	1/8

1 SKOK M

		0/1
0/1		
		0/1

12 SKOF G

	2/4	0/1
0/2		3/4
0/6	1/7	1/7



Match Team Statistics

Estatística da partida por equipe / Statistiques du match par équipe

Match 19

SLO 25 - 28 GER

(12 - 11) (13 - 17)

Referees: NIKOLOV Slave / NACHEVSKI Gjorgji (MKD)

GER - Germany

Players		Shots								Offence		Defence		Punishments			TP	
No.	Name	G/S	%	6m	Wing	9m	7m	FB	BT	AS	TO	ST	BS	YC	2Min	RC		BC
3	GENSHEIMER Uwe	6/7	86		1/2	1/1	4/4			1								60:00
6	LEMKE Finn	1/1	100					1/1				1	2					35:35
7	WIENCEK Patrick	1/1	100	1/1							1			1	2			18:40
9	REICHMANN Tobias	5/7	71	1/1	2/4			2/2										60:00
10	WIEDE Fabian	1/3	33			0/2			1/1	2	1			1	1			37:58
12	HEINEVETTER Silvio																	0:00
13	PEKELER Hendrik	3/5	60	2/2		0/1		1/2		1						1		45:12
17	WEINHOLD Steffen	2/2	100	1/1					1/1		1					1		21:43
19	STROBEL Martin	0/1	0			0/1				1	2							18:46
25	HAFNER Kai	2/4	50			2/4												12:06
33	WOLFF Andreas	2/2	100			2/2				2								53:41
35	KUHN Julius	0/1	0			0/1				2	1					1		17:11
47	DISSINGER Christian																	0:00
95	DRUX Paul	5/7	71	2/3		3/4				3	1			1	2			39:08
Bench/Team														1				
Totals		28/41	68	7/8	3/6	8/16	4/4	4/5	2/2	12	7	1	2	4	8			

Goalkeepers		Total Shots		6m Shots		Wing Shots		9m Shots		7m Shots		Fast Breaks		Breakthroughs	
No.	Name	S/S	%	S/S	%	S/S	%	S/S	%	S/S	%	S/S	%	S/S	%
12	HEINEVETTER Silvio														
33	WOLFF Andreas	9/32	28	3/12	25	0/2	0	4/9	44	1/3	33	1/1	100	0/5	0
Totals		9/34	26	3/12	25	0/3	0	4/9	44	1/3	33	1/2	50	0/5	0

Team Shots	Goals	Saves	Missed	Post	Blocked	Total	%
6m Shots	7	1				8	88
Wing Shots	3	3				6	50
9m Shots	8	2	3	2	1	16	50
7m Shots	4				N/A	4	100
Fast Breaks	4	1				5	80
Breakthroughs	2					2	100
Totals	28	7	3	2	1	41	68

Number of Attacks: 46, Scoring Efficiency: 61%



Match Team Statistics

Estatística da partida por equipe / Statistiques du match par équipe

Match 19

SLO 25 - 28 GER

(12 - 11) (13 - 17)

Referees: NIKOLOV Slave / NACHEVSKI Gjorgji (MKD)

GER - Germany

Shots Distribution

Players

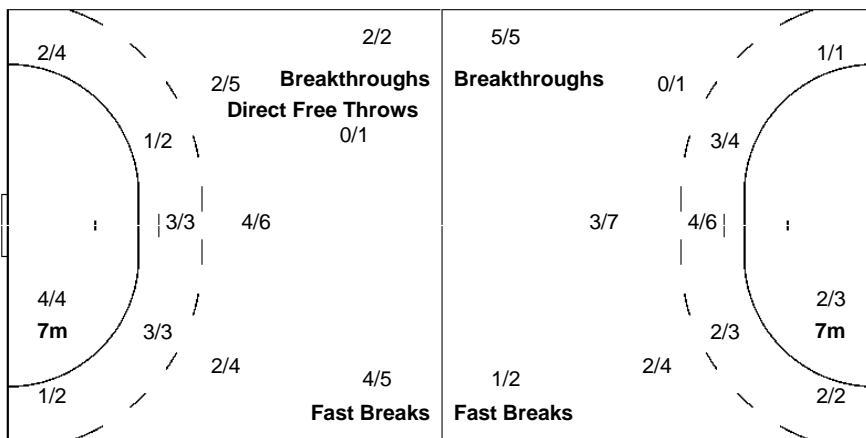
Goals / Shots

3 GENSHEIMER U	6 LEMKE F	7 WIENCEK P	9 REICHMANN T	10 WIEDE F	12 HEINEVETTER S	13 PEKELER H
0/1		1/1	0/1	1/1		2/2 1/1
4/4	1/1		1/1 0/1 3/3			0/1
				1-Post		1-Missed
17 WEINHOLD S	19 STROBEL M	25 HAFNER K	33 WOLFF A	35 KUHN J	47 DISSINGER C	95 DRUX P
		1/1				0/1
1/1 1/1		1/1	2/2	0/1		1/1 3/3 1/1
	1-Post	1-Missed 1-Blocked				1-Missed

Team
Goals / Shots

	2/4	2/2
3/3		1/4
6/6	7/8	7/8
3-Missed	2-Post	1-Blocked

Offence



Defence

Goalkeepers
Saves / Shots

1/4	0/2	1/2
0/1	1/1	1/4
2/9	1/3	2/8

12 HEINEVETTER S

33 WOLFF A

1/4	0/1	1/2
0/1	1/1	1/4
2/9	1/3	2/7

Legend:	% Efficiency	2Min 2 Minute Suspensions	6m 6 metre Shots	7m 7 metre Shots	9m 9 metre Shots
AS Assists	BS Blocked Shots	BT Breakthroughs	BC Blue Cards	FB Fast Breaks	S/S Saves/Shots
G/S Goals/Shots	N/A Not Applicable	No. Uniform Number	RC Red Cards	S/S Saves/Shots	YC Yellow Cards
ST Steals	TO Turnover	TP Time Played	Wing Wing Shots		



Match Report

Relatório da partida / Rapport du match

Team A										Team B																			
A					DEN - Denmark					B					QAT - Qatar														
played in					in the hall					on					at					Spectators		Match Number							
Rio de Janeiro					Future Arena					SAT 13 AUG 2016					14:40					6,496		21							
Half-time (30')		A		B		End of playing time		A		B		1st extra time		A		B		2nd extra time		A		B		After penalty throws		A		B	
Number of 7m		A		Team time-out				A		B		Full name of players and officials		A		B		Team time-out		B		Number of 7m							
2/3		1		58:39		2		3						1		18:32		2		41:30		3		59:42		2/3			
No.	Team A					G	YC	2'	RC	BC	No.	Team B					G	YC	2'	RC	BC								
1	LANDIN JACOBSEN Niklas										1	MARKOVIC Zarko					7												
3	CHRISTIANSEN Mads					3					4	MABROUK Hassan																	
5	MENSAH LARSEN Mads					1		1			5	BAGARIC Marko																	
6	MORTENSEN Casper					1					7	ROINE Bertrand					5	1											
15	NODDESBO Jesper										9	CAPOTE Rafael					5		2										
16	GREEN KREJBERG Jannick										11	MURAD Abdulrazzaq					1	1	1										
17	SVAN Lasse					7	1				12	SARIC Danijel																	
19	TOFT HANSEN Rene					3		1			13	MEMISEVIC Eldar																	
21	MOLLGAARD JENSEN Henrik						1	1			14	ALRAYES Bassel					2												
22	SONDERGAARD Kasper										15	MEGDICH Nasreddine					3												
23	TOFT HANSEN Henrik						1	1			16	STOJANOVIC Goran																	
24	HANSEN Mikkel					5					19	FERNANDEZ Borja																	
25	OLSEN Morten					2		1			25	MALLASH Kamal Aldin					2												
27	DAMGAARD NIELSEN Michael					4			1		94	ZAKKAR Ameen																	

Off.A	GUDMUNDSSON Gudmundur	1				Off.A	ALHAIL Yousuf	1			
Off.B	KRONBORG Henrik					Off.B	RIVERA Valero				
Off.C	JOHANNSEN Kai					Off.C	ARCAS Ricardo				
Off.D	POULSEN Peter					Off.D	GUTIERREZ Jose Antonio				

A	Signatures of responsables for the teams (Off.A)		B
TP	Remarks of referees / IHF Official		TP

Referees	Signatures		Signatures	
	RASHED M (EGY)		ELSAYED T (EGY)	
Technical Officials	Signatures		Signatures	
	TK: ADJEMIAN T (ARG)		SK: SICHELSCHEIDT P (GER)	
IHF Official	Signatures		Signatures	
	NACHEVSKI D (MKD)			

Number of 7m scored/awarded to team A resp. B, goals (G), yellow cards (YC), red cards (RC), blue cards (BC) and team penalty (TP)



Results
Resultados / Résultats

Match 21

DEN 26 - 25 QAT
(14 - 14) (12 - 11)

Referees: RASHED M (EGY) / ELSAYED T (EGY)

DEN - Denmark

Players		Shots								Punishments			
No.	Name	G/S	%	6m	Wing	9m	7m	FB	BT	YC	2Min	RC	BC
1	LANDIN JACOBSEN Niklas												
3	CHRISTIANSEN Mads	3/4	75	2/2		1/1		0/1					
5	MENSAH LARSEN Mads	1/2	50			0/1			1/1		1		
6	MORTENSEN Casper	1/2	50		0/1	1/1							
15	NODDESBO Jesper												
16	GREEN KREJBERG Jannick												
17	SVAN Lasse	7/10	70	2/2	3/6			2/2		1			
19	TOFT HANSEN Rene	3/3	100	2/2				1/1			1		
21	MOLLGAARD JENSEN Henrik									1	1		
22	SONDERGAARD Kasper	0/1	0			0/1							
23	TOFT HANSEN Henrik	0/2	0	0/1				0/1		1	1		
24	HANSEN Mikkel	5/9	56	1/1		1/4	2/3	1/1					
25	OLSEN Morten	2/4	50	1/2		1/2					1		
27	DAMGAARD NIELSEN Michael	4/6	67	1/2		3/4						1	
Bench/Team										1			
Totals		26/43	60	9/12	3/7	7/14	2/3	4/6	1/1	4	5	1	

Goalkeepers		Saves							
No.	Name	S/S	%	6m	Wing	9m	7m	FB	BT
1	LANDIN JACOBSEN Niklas	7/28	25	0/5	0/2	6/16	1/2	0/1	0/2
16	GREEN KREJBERG Jannick								
Totals		8/33	24	0/5	0/3	7/19	1/3	0/1	0/2

QAT - Qatar

Players		Shots								Punishments			
No.	Name	G/S	%	6m	Wing	9m	7m	FB	BT	YC	2Min	RC	BC
1	MARKOVIC Zarko	7/17	41	1/1		3/12	2/3		1/1				
4	MABROUK Hassan												
5	BAGARIC Marko												
7	ROINE Bertrand	5/9	56	0/2		5/7				1			
9	CAPOTE Rafael	5/8	63	1/2		4/6					2		
11	MURAD Abdulrazzaq	1/1	100		1/1					1	1		
12	SARIC Danijel												
13	MEMISEVIC Eldar												
14	ALRAYES Bassel	2/2	100	2/2									
15	MEGDICH Nasreddine	3/3	100		2/2			1/1					
16	STOJANOVIC Goran												
19	FERNANDEZ Borja												
25	MALLASH Kamal Aldin	2/2	100	1/1					1/1				
94	ZAKKAR Ameen												
Bench/Team										1			
Totals		25/42	60	5/8	3/3	12/25	2/3	1/1	2/2	3	3		

Goalkeepers		Saves							
No.	Name	S/S	%	6m	Wing	9m	7m	FB	BT
12	SARIC Danijel	11/23	48	1/3	4/5	4/8	1/3	1/3	0/1
16	STOJANOVIC Goran	2/16	13	1/8	0/2	0/3		1/3	
Totals		13/39	33	2/11	4/7	4/11	1/3	2/6	0/1

RUNNING SCORE

DEN - QAT	
1st Half	
	0 (3) 1 ALRAYES B
CHRISTIANSEN M	1 (3) 1
	1 (3) 2 ROINE B
	1 (4) 3 MARKOVIC Z
SVAN L	2 (5) 3
	2 (6) 4 CAPOTE R
HANSEN M	3 (10) 4
	3 (10) 5 MARKOVIC Z
MORTENSEN C	4 (10) 5
	4 (11) 6 CAPOTE R
	4 (12) 7 CAPOTE R
CHRISTIANSEN M	5 (14) 7
	5 (14) 8 MARKOVIC Z
	5 (16) 9 MALLASH KA
DAMGAARD NIELSEN M	6 (17) 9
	6 (18) 10 ROINE B
DAMGAARD NIELSEN M	7 (18) 10
TOFT HANSEN R	8 (19) 10
	8 (20) 11 MEGDICH N
OLSEN M	9 (21) 11
	9 (21) 12 CAPOTE R
SVAN L	10 (22) 12
TOFT HANSEN R	11 (23) 12
	11 (24) 13 ALRAYES B
TOFT HANSEN R	12 (24) 13
SVAN L	13 (25) 13
SVAN L	14 (26) 13
	14 (29) 14 ROINE B
2nd Half	
HANSEN M	15 (31) 14
	15 (34) 15 MARKOVIC Z
	15 (35) 16 MEGDICH N
DAMGAARD NIELSEN M	16 (36) 16
SVAN L	17 (37) 16
CHRISTIANSEN M	18 (38) 16
	18 (39) 17 MARKOVIC Z
OLSEN M	19 (40) 17
DAMGAARD NIELSEN M	20 (42) 17
	20 (42) 18 MEGDICH N
SVAN L	21 (43) 18
	21 (44) 19 MARKOVIC Z
HANSEN M	22 (46) 19
	22 (47) 20 ROINE B
HANSEN M	23 (48) 20
	23 (50) 21 MARKOVIC Z
SVAN L	24 (52) 21
	24 (54) 22 MURAD A
	24 (55) 23 ROINE B
	24 (56) 24 MALLASH KA
	24 (59) 25 CAPOTE R
MENSAH LARSEN M	25 (60) 25
HANSEN M	26 (60) 25

Legend:

%	Efficiency	2Min	2 Minute Suspensions	6m	6-metre Shots	7m	7-metre Shots
9m	9-metre Shots	BT	Breakthroughs	BC	Blue Cards	FB	Fast Breaks
G/S	Goals/Shots	No.	Uniform Number	RC	Red Cards	S/S	Saves/Shots
Wing	Wing Shots	YC	Yellow Cards				



Match Team Statistics

Estatística da partida por equipe / Statistiques du match par équipe

Match 21

DEN 26 - 25 QAT

(14 - 14) (12 - 11)

Referees: RASHED Mohamed / ELSAYED Tamer (EGY)

DEN - Denmark

Players		Shots								Offence		Defence		Punishments			TP	
No.	Name	G/S	%	6m	Wing	9m	7m	FB	BT	AS	TO	ST	BS	YC	2Min	RC		BC
1	LANDIN JACOBSEN Niklas																	46:15
3	CHRISTIANSEN Mads	3/4	75	2/2		1/1		0/1		3	2							19:49
5	MENSAH LARSEN Mads	1/2	50			0/1			1/1	1	1				1			28:13
6	MORTENSEN Casper	1/2	50		0/1	1/1				2	2	1						60:00
15	NODDESBO Jesper																	4:47
16	GREEN KREJBERG Jannick																	0:00
17	SVAN Lasse	7/10	70	2/2	3/6			2/2				1	1					54:52
19	TOFT HANSEN Rene	3/3	100	2/2				1/1		2		1			1			40:21
21	MOLLGAARD JENSEN Henrik											1	1	1				21:36
22	SONDERGAARD Kasper	0/1	0			0/1												2:47
23	TOFT HANSEN Henrik	0/2	0	0/1				0/1		1		1	2	1	1			51:55
24	HANSEN Mikkel	5/9	56	1/1		1/4	2/3	1/1		1								38:10
25	OLSEN Morten	2/4	50	1/2		1/2				1	3				1			24:19
27	DAMGAARD NIELSEN Michael	4/6	67	1/2		3/4				2	1					1		26:56
Bench/Team														1				
Totals		26/43	60	9/12	3/7	7/14	2/3	4/6	1/1	13	9	2	5	4	5	1		

Goalkeepers		Total Shots		6m Shots		Wing Shots		9m Shots		7m Shots		Fast Breaks		Breakthroughs	
No.	Name	S/S	%	S/S	%	S/S	%	S/S	%	S/S	%	S/S	%	S/S	%
1	LANDIN JACOBSEN Niklas	7/28	25	0/5	0	0/2	0	6/16	38	1/2	50	0/1	0	0/2	0
16	GREEN KREJBERG Jannick														
Totals		8/33	24	0/5	0	0/3	0	7/19	37	1/3	33	0/1	0	0/2	0

Team Shots	Goals	Saves	Missed	Post	Blocked	Total	%
6m Shots	9	2			1	12	75
Wing Shots	3	4				7	43
9m Shots	7	4	1	1	1	14	50
7m Shots	2	1			N/A	3	67
Fast Breaks	4	2				6	67
Breakthroughs	1					1	100
Totals	26	13	1	1	2	43	60

Number of Attacks: 50, Scoring Efficiency: 52%



Match Team Statistics

Estatística da partida por equipe / Statistiques du match par équipe

Match 21

DEN 26 - 25 QAT
(14 - 14) (12 - 11)

Referees: RASHED Mohamed / ELSAYED Tamer (EGY)

DEN - Denmark

Shots Distribution

Players

Goals / Shots

1 LANDIN JACOBSEN N	3 CHRISTIANSEN M	5 MNSAH LARSEN M	6 MORTENSEN C	15 NODDESBO J	16 GREEN KREJBERG J	17 SVAN L
0/0	0/0	0/0	0/0	0/0	0/0	2/4 0/1
	1/1	1/1	0/1			1/1
	2/2 0/1	0/1	1/1			1/1 1/1 2/2
19 TOFT HANSEN R	21 MOLLGAARD JENSEN H	22 SONDERGAARD K	23 TOFT HANSEN H	24 HANSEN M	25 OLSEN M	27 DAMGAARD NIELSEN M
			0/1	1/1 1/1	1/1 0/1	
1/1				1/1 0/1		0/1
2/2			0/1	1/2 1/1	0/1	1/1 3/3
		1-Blocked		1-Missed 1-Post		1-Blocked

Team

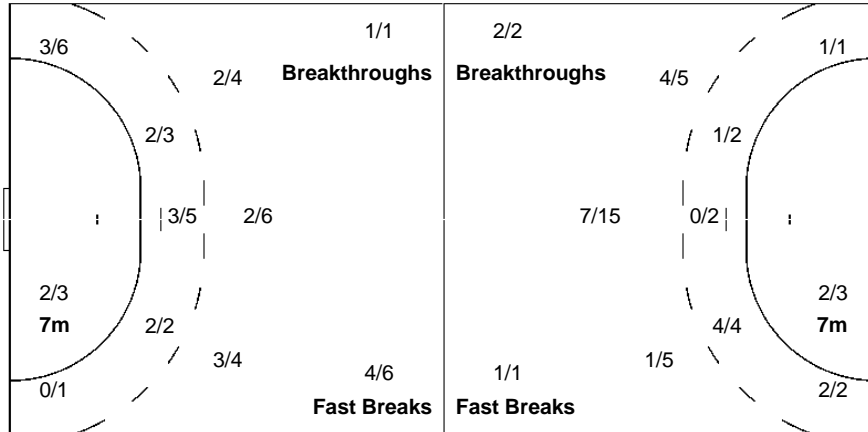
Goals / Shots

4/6	0/1	1/3
2/2	0/1	4/6
7/8	2/5	6/7

1-Missed 1-Post 2-Blocked

Offence

Defence



Goalkeepers

Saves / Shots

3/9		0/4
1/3	1/2	1/3
1/6	0/1	1/5

1 LANDIN JACOBSEN N

3/8		0/4
1/2	0/1	1/2
1/6	0/1	1/4

16 GREEN KREJBERG J



Match Team Statistics

Estatística da partida por equipe / Statistiques du match par équipe

Match 21

DEN 26 - 25 QAT

(14 - 14) (12 - 11)

Referees: RASHED Mohamed / ELSAYED Tamer (EGY)

QAT - Qatar

Players		Shots								Offence		Defence		Punishments			TP	
No.	Name	G/S	%	6m	Wing	9m	7m	FB	BT	AS	TO	ST	BS	YC	2Min	RC		BC
1	MARKOVIC Zarko	7/17	41	1/1		3/12	2/3		1/1	1	4							28:48
4	MABROUK Hassan																	32:13
5	BAGARIC Marko																	15:44
7	ROINE Bertrand	5/9	56	0/2		5/7								1				42:39
9	CAPOTE Rafael	5/8	63	1/2		4/6				1	3		2		2			55:25
11	MURAD Abdulrazzaq	1/1	100		1/1							1		1	1			55:38
12	SARIC Danijel																	32:19
13	MEMISEVIC Eldar										1							28:27
14	ALRAYES Bassel	2/2	100	2/2						2	2							39:30
15	MEGDICH Nasreddine	3/3	100		2/2			1/1		1								40:18
16	STOJANOVIC Goran																	26:12
19	FERNANDEZ Borja																	0:00
25	MALLASH Kamal Aldin	2/2	100	1/1					1/1	1	5							22:47
94	ZAKKAR Ameen																	0:00
Bench/Team														1				
Totals		25/42	60	5/8	3/3	12/25	2/3	1/1	2/2	6	15	1	2	3	3			

Goalkeepers		Total Shots		6m Shots		Wing Shots		9m Shots		7m Shots		Fast Breaks		Breakthroughs	
No.	Name	S/S	%	S/S	%	S/S	%	S/S	%	S/S	%	S/S	%	S/S	%
12	SARIC Danijel	11/23	48	1/3	33	4/5	80	4/8	50	1/3	33	1/3	33	0/1	0
16	STOJANOVIC Goran	2/16	13	1/8	13	0/2	0	0/3	0			1/3	33		
Totals		13/39	33	2/11	18	4/7	57	4/11	36	1/3	33	2/6	33	0/1	0

Team Shots	Goals	Saves	Missed	Post	Blocked	Total	%
6m Shots	5			2	1	8	63
Wing Shots	3					3	100
9m Shots	12	7	2		4	25	48
7m Shots	2	1			N/A	3	67
Fast Breaks	1					1	100
Breakthroughs	2					2	100
Totals	25	8	2	2	5	42	60

Number of Attacks: 50, Scoring Efficiency: 50%



Match Team Statistics

Estatística da partida por equipe / Statistiques du match par équipe

Match 21

DEN 26 - 25 QAT

(14 - 14) (12 - 11)

Referees: RASHED Mohamed / ELSAYED Tamer (EGY)

QAT - Qatar

Shots Distribution

Players

Goals / Shots

1 MARKOVIC Z	4 MABROUK H	5 BAGARIC M	7 ROINE B	9 CAPOTE R	11 MURAD A	12 SARIC D
3/5			1/1	1/2	2/2	
1/2	0/1	0/1	1/1	1/1	1/1	
3/4			2/3			

1-Missed 3-Blocked

1-Post 2-Blocked 1-Missed 1-Post

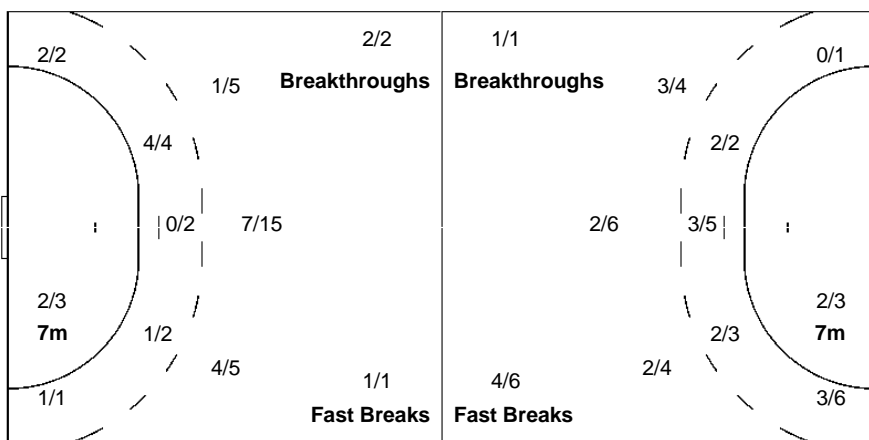
13 MEMISEVIC E	14 ALRAYES B	15 MEGDICH N	16 STOJANOVIC G	19 FERNANDEZ B	25 MALLASH KA	94 ZAKKAR A
		1/1				
	1/1	1/1			1/1	1/1

Team
Goals / Shots

6/9		4/4
2/3	1/2	2/3
5/6	1/1	4/5

2-Missed 2-Post 5-Blocked

Offence



Defence

Goalkeepers
Saves / Shots

2/6	1/1	2/3
0/2	1/1	2/6
1/8	3/5	1/7

12 SARIC D

2/3	1/1	2/3
0/1	1/1	2/5
1/5	1/2	1/2

16 STOJANOVIC G

0/3		
0/1		0/1
0/3	2/3	0/5

Legend:	% Efficiency	2Min 2 Minute Suspensions	6m 6 metre Shots	7m 7 metre Shots	9m 9 metre Shots
AS Assists	BS Blocked Shots	BT Breakthroughs	BC Blue Cards	FB Fast Breaks	S/S Saves/Shots
G/S Goals/Shots	N/A Not Applicable	No. Uniform Number	RC Red Cards	S/S Saves/Shots	YC Yellow Cards
ST Steals	TO Turnover	TP Time Played	Wing Wing Shots		



Match Report
Relatório da partida / Rapport du match

Team A										Team B																			
A					EGY - Egypt					B					BRA - Brazil														
played in					in the hall					on					at					Spectators		Match Number							
Rio de Janeiro					Future Arena					SAT 13 AUG 2016					16:40					9,313		22							
Half-time (30')		A		B		End of playing time		A		B		1st extra time		A		B		2nd extra time		A		B		After penalty throws		A		B	
Number of 7m		A		Team time-out		Full name of players and officials										Team time-out		B		Number of 7m									
5/6		1		19:32		2		49:05		3		59:08		1		15:18		2		41:34		3		59:52		3/3			
No.	Team A						G	YC	2'	RC	BC	No.	Team B						G	YC	2'	RC	BC						
3	ABOUEBAID Mamdouh Taha						2					1	dos SANTOS Maik																
8	RAMADAN Mohamed Ibrahim						1					2	TEIXEIRA Henrique						4	1	1								
9	EISSA Eslam						1					4	da SILVA Joao						3										
15	AMER Mohamed						1		1			9	CANDIDO Lucas						2										
19	ELBASSIOUNY Mohamed Hesham						4					10	de TOLEDO Jose Guilherme						1										
20	HASHEM Mohamed Alaa						1					13	HUBNER Diogo Kent																
24	ELMASRY Ibrahim							1				14	dos SANTOS Thiagus						2	1									
39	ELDERAA Yehia						3	1	1			17	POZZER Alexandro						4										
66	ELAHMAR Ahmed						9		1			19	CHIUFFA Fabio						2										
72	KHALIL Mahmoud											26	dos SANTOS GUIMARAES Oswaldo						1										
88	HENDAWY Karim											28	SANTOS Leonardo								1								
89	SHEBIB Mohamed Mamdouh						2	1	1			33	SOARES Andre						4										
90	MOHAMED Ali Zein						1		2			37	LANGARO Haniel						4	1									
91	SANAD Mohammad						2		1			89	ALMEIDA Cesar Augusto																

Off.A	ELSHERBINY Omar					Off.A	RIBERA ROMANS Jordi	1			
Off.B	RAGAB Marwan					Off.B	SILVA Washington				
Off.C	BAKIR Mohamed					Off.C	TURISCO Luiz Antonio				
Off.D	HASSAN Kareem					Off.D	BARBOSA Gustavo				

A	Signatures of responsables for the teams (Off.A)		B
TP	Remarks of referees / IHF Official		TP

Referees	Signatures	Signatures
LAH B (SLO)		SOK D (SLO)
Technical Officials		
TK: NACHEVSKI D (MKD)		SK: TOSI BRANDI M (ITA)
IHF Official		
GALLEGO R (ESP)		

Number of 7m scored/awarded to team A resp. B, goals (G), yellow cards (YC), red cards (RC), blue cards (BC) and team penalty (TP)



Results
Resultados / Résultats

Match 22

EGY 27 - 27 BRA
(15 - 13) (12 - 14)

Referees: LAH B (SLO) / SOK D (SLO)

EGY - Egypt

Players		Shots								Punishments			
No.	Name	G/S	%	6m	Wing	9m	7m	FB	BT	YC	2Min	RC	BC
3	ABOUEBAID Mamdouh Taha	2/2	100		2/2								
8	RAMADAN Mohamed Ibrahim	1/1	100	1/1									
9	EISSA Eslam	1/4	25	0/2					1/2				
15	AMER Mohamed	1/2	50			0/1			1/1		1		
19	ELBASSIOUNY Mohamed Hesham	4/6	67	2/2	0/1	0/1	1/1		1/1				
20	HASHEM Mohamed Alaa	1/1	100	1/1									
24	ELMASRY Ibrahim									1			
39	ELDERAA Yehia	3/6	50	1/2		1/3			1/1	1	1		
66	ELAHMAR Ahmed	9/14	64	2/3	1/1	1/4	4/5		1/1		1		
72	KHALIL Mahmoud												
88	HENDAWY Karim												
89	SHEBIB Mohamed Mamdouh	2/2	100	1/1				1/1		1	1		
90	MOHAMED Ali Zein	1/3	33	1/1		0/2						2	
91	SANAD Mohammad	2/3	67	1/1	1/2							1	
Bench/Team													
Totals		27/44	61	10/14	4/6	2/11	5/6	1/1	5/6	3	7		

Goalkeepers		Saves							
No.	Name	S/S	%	6m	Wing	9m	7m	FB	BT
72	KHALIL Mahmoud	6/27	22	1/7	0/4	4/11	0/2	1/2	0/1
88	HENDAWY Karim	1/7	14	0/3	1/3		0/1		
Totals		7/34	21	1/10	1/7	4/11	0/3	1/2	0/1

BRA - Brazil

Players		Shots								Punishments			
No.	Name	G/S	%	6m	Wing	9m	7m	FB	BT	YC	2Min	RC	BC
1	dos SANTOS Maik	0/1	0			0/1							
2	TEIXEIRA Henrique	4/5	80	0/1		1/1	2/2		1/1	1	1		
4	da SILVA Joao	3/4	75	3/4									
9	CANDIDO Lucas	2/3	67		1/2			1/1					
10	de TOLEDO Jose Guilherme	1/4	25			1/2			0/2				
13	HUBNER Diogo Kent	0/1	0					0/1					
14	dos SANTOS Thiagus	2/3	67			2/3				1			
17	POZZER Alexandro	4/5	80	4/5									
19	CHIUFFA Fabio	2/2	100		1/1		1/1						
26	dos SANTOS GUIMARAES Oswaldo	1/1	100			1/1							
28	SANTOS Leonardo										1		
33	SOARES Andre	4/5	80		4/4	0/1							
37	LANGARO Haniel	4/8	50	2/2		2/6				1			
89	ALMEIDA Cesar Augusto												
Bench/Team										1			
Totals		27/42	64	9/12	6/7	7/15	3/3	1/2	1/3	4	2		

Goalkeepers		Saves							
No.	Name	S/S	%	6m	Wing	9m	7m	FB	BT
1	dos SANTOS Maik	14/40	35	4/14	2/6	6/8	1/5	0/1	1/6
89	ALMEIDA Cesar Augusto	0/1	0				0/1		
Totals		14/41	34	4/14	2/6	6/8	1/6	0/1	1/6

RUNNING SCORE
EGY - BRA

1st Half	
ABOUEBAID M	1 (2) 0
ELBASSIOUNY M	1 (3) 1 de TOLEDO JG
SHEBIB M	3 (5) 1
ELDERAA Y	3 (7) 3 CHIUFFA F
ELDERAA Y	4 (7) 3 CHIUFFA F
ELDERAA Y	5 (8) 3
ELAHMAR A	5 (9) 4 LANGARO H
ELAHMAR A	6 (9) 4
ABOUEBAID M	6 (10) 5 POZZER A
ABOUEBAID M	7 (10) 5
ELBASSIOUNY M	7 (11) 6 SOARES A
ELBASSIOUNY M	8 (11) 6
SHEBIB M	8 (12) 7 POZZER A
ELDERAA Y	9 (15) 7
ELDERAA Y	10 (16) 7
ELBASSIOUNY M	11 (18) 7
ELAHMAR A	11 (20) 8 TEIXEIRA H
ELAHMAR A	12 (21) 8
HASHEM M	12 (22) 9 dos SANTOS T
HASHEM M	13 (22) 9
ELAHMAR A	13 (23) 10 POZZER A
ELAHMAR A	13 (24) 11 POZZER A
ELAHMAR A	14 (24) 11
AMER M	14 (26) 12 CANDIDO L
AMER M	15 (27) 12
AMER M	15 (30) 13 dos SANTOS T
2nd Half	
ELBASSIOUNY M	15 (31) 14 TEIXEIRA H
RAMADAN M	16 (32) 14
RAMADAN M	17 (35) 14
ELAHMAR A	17 (35) 15 TEIXEIRA H
ELAHMAR A	17 (39) 16 SOARES A
ELAHMAR A	18 (39) 16
SANAD M	19 (42) 16
SANAD M	19 (43) 17 SOARES A
SANAD M	20 (43) 17
ELAHMAR A	20 (46) 18 TEIXEIRA H
ELAHMAR A	21 (47) 18
ELAHMAR A	21 (47) 19 da SILVA J
ELAHMAR A	22 (47) 19
ELAHMAR A	22 (49) 20 da SILVA J
ELAHMAR A	22 (51) 21 LANGARO H
ELAHMAR A	23 (52) 21
ELAHMAR A	23 (53) 22 dos SANTOS GUIMAR.
ELAHMAR A	24 (53) 22
EISSA E	24 (53) 23 LANGARO H
EISSA E	25 (54) 23
MOHAMED A	25 (55) 24 CANDIDO L
MOHAMED A	26 (56) 24
ELAHMAR A	26 (57) 25 SOARES A
ELAHMAR A	27 (58) 25
ELAHMAR A	27 (58) 26 da SILVA J
ELAHMAR A	27 (59) 27 LANGARO H

Legend:

%	Efficiency	2Min	2 Minute Suspensions	6m	6-metre Shots	7m	7-metre Shots
9m	9-metre Shots	BT	Breakthroughs	BC	Blue Cards	FB	Fast Breaks
G/S	Goals/Shots	No.	Uniform Number	RC	Red Cards	S/S	Saves/Shots
Wing	Wing Shots	YC	Yellow Cards				



Match Team Statistics

Estatística da partida por equipe / Statistiques du match par équipe

Match 22

EGY 27 - 27 BRA

(15 - 13) (12 - 14)

Referees: LAH Bojan / SOK David (SLO)

EGY - Egypt

Players		Shots								Offence		Defence		Punishments			TP	
No.	Name	G/S	%	6m	Wing	9m	7m	FB	BT	AS	TO	ST	BS	YC	2Min	RC		BC
3	ABOUEBAID Mamdouh Taha	2/2	100		2/2							1	1					31:31
8	RAMADAN Mohamed Ibrahim	1/1	100	1/1							2							27:44
9	EISSA Eslam	1/4	25	0/2					1/2	6	2							37:38
15	AMER Mohamed	1/2	50			0/1			1/1		1					1		7:46
19	ELBASSIOUNY Mohamed Hesham	4/6	67	2/2	0/1	0/1	1/1		1/1	3	1	1						58:26
20	HASHEM Mohamed Alaa	1/1	100	1/1							1							8:25
24	ELMASRY Ibrahim												1	1				31:08
39	ELDERAA Yehia	3/6	50	1/2		1/3			1/1					1	1			29:21
66	ELAHMAR Ahmed	9/14	64	2/3	1/1	1/4	4/5		1/1	3	2	1			1			42:04
72	KHALIL Mahmoud																	48:42
88	HENDAWY Karim																	8:02
89	SHEBIB Mohamed Mamdouh	2/2	100	1/1				1/1		3		3		1	1			38:59
90	MOHAMED Ali Zein	1/3	33	1/1		0/2									2			24:56
91	SANAD Mohammad	2/3	67	1/1	1/2							1				1		25:18
Bench/Team																		
Totals		27/44	61	10/14	4/6	2/11	5/6	1/1	5/6	15	9	7	2	3	7			

Goalkeepers		Total Shots		6m Shots		Wing Shots		9m Shots		7m Shots		Fast Breaks		Breakthroughs	
No.	Name	S/S	%	S/S	%	S/S	%	S/S	%	S/S	%	S/S	%	S/S	%
72	KHALIL Mahmoud	6/27	22	1/7	14	0/4	0	4/11	36	0/2	0	1/2	50	0/1	0
88	HENDAWY Karim	1/7	14	0/3	0	1/3	33			0/1	0				
Totals		7/34	21	1/10	10	1/7	14	4/11	36	0/3	0	1/2	50	0/1	0

Team Shots	Goals	Saves	Missed	Post	Blocked	Total	%
6m Shots	10	4				14	71
Wing Shots	4	2				6	67
9m Shots	2	6	1	1	1	11	18
7m Shots	5	1			N/A	6	83
Fast Breaks	1					1	100
Breakthroughs	5	1				6	83
Totals	27	14	1	1	1	44	61

Number of Attacks: 52, Scoring Efficiency: 52%



Match Team Statistics

Estatística da partida por equipe / Statistiques du match par équipe

Match 22

EGY 27 - 27 BRA

(15 - 13) (12 - 14)

Referees: LAH Bojan / SOK David (SLO)

EGY - Egypt

Shots Distribution

Players

Goals / Shots

3 ABOUEBAID M	8 RAMADAN M	9 EISSA E	15 AMER M	19 ELBASSIOUNY M	20 HASHEM M	24 ELMASRY I
1/1			1/2	0/1		
	1/1	1/1 0/1 0/2		1/1 1/1		
				2/3	1/1	

39 ELDERAA Y	66 ELAHMAR A	72 KHALIL M	88 HENDAWY K	89 SHEBIB M	90 MOHAMED A	91 SANAD M
1/1	2/2			2/2		1/1 0/1
1/2	1/1 0/2				1/1	
1/2	2/5 1/1 3/3					1/1

1-Missed

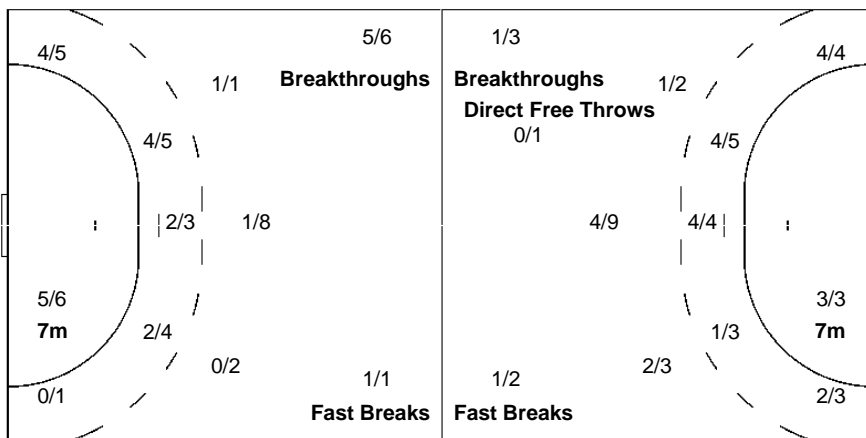
1-Post 1-Blocked

Team
Goals / Shots

4/4	1/2	0/1
5/5		3/7
3/6	2/3	9/13

1-Missed 1-Post 1-Blocked

Offence



Goalkeepers
Saves / Shots

0/5	2/6	0/2
2/5		1/2
1/4	0/3	1/7

72 KHALIL M

0/5	1/2	
2/5		1/2
1/3	0/3	1/7

88 HENDAWY K

	1/4	0/2
0/1		



Match Team Statistics

Estatística da partida por equipe / Statistiques du match par équipe

Match 22

EGY 27 - 27 BRA

(15 - 13) (12 - 14)

Referees: LAH Bojan / SOK David (SLO)

BRA - Brazil

Players		Shots								Offence		Defence		Punishments			TP	
No.	Name	G/S	%	6m	Wing	9m	7m	FB	BT	AS	TO	ST	BS	YC	2Min	RC		BC
1	dos SANTOS Maik	0/1	0			0/1					1							58:13
2	TEIXEIRA Henrique	4/5	80	0/1		1/1	2/2		1/1	1	1	1		1	1			43:37
4	da SILVA Joao	3/4	75	3/4						2								23:07
9	CANDIDO Lucas	2/3	67		1/2			1/1		1								42:40
10	de TOLEDO Jose Guilherme	1/4	25			1/2			0/2	1	1							24:16
13	HUBNER Diogo Kent	0/1	0					0/1		1								12:31
14	dos SANTOS Thiagus	2/3	67			2/3				2	4	1	1	1				43:52
17	POZZER Alexandro	4/5	80	4/5						1								24:45
19	CHIUFFA Fabio	2/2	100		1/1		1/1				3							17:13
26	dos SANTOS GUIMARAES Oswaldo	1/1	100			1/1				3	2							21:59
28	SANTOS Leonardo										1					1		11:57
33	SOARES Andre	4/5	80		4/4	0/1												60:00
37	LANGARO Haniel	4/8	50	2/2		2/6				3				1				35:40
89	ALMEIDA Cesar Augusto																	0:10
Bench/Team														1				
Totals		27/42	64	9/12	6/7	7/15	3/3	1/2	1/3	15	13	2	1	4	2			

Goalkeepers		Total Shots		6m Shots		Wing Shots		9m Shots		7m Shots		Fast Breaks		Breakthroughs	
No.	Name	S/S	%	S/S	%	S/S	%	S/S	%	S/S	%	S/S	%	S/S	%
1	dos SANTOS Maik	14/40	35	4/14	29	2/6	33	6/8	75	1/5	20	0/1	0	1/6	17
89	ALMEIDA Cesar Augusto	0/1	0							0/1	0				
Totals		14/41	34	4/14	29	2/6	33	6/8	75	1/6	17	0/1	0	1/6	17

Team Shots	Goals	Saves	Missed	Post	Blocked	Total	%
6m Shots	9	1	2			12	75
Wing Shots	6	1				7	86
9m Shots	7	4	2		2	15	47
7m Shots	3				N/A	3	100
Fast Breaks	1	1				2	50
Breakthroughs	1		2			3	33
Totals	27	7	6		2	42	64

Number of Attacks: 53, Scoring Efficiency: 51%



Match Team Statistics

Estatística da partida por equipe / Statistiques du match par équipe

Match 22

EGY 27 - 27 BRA

(15 - 13) (12 - 14)

Referees: LAH Bojan / SOK David (SLO)

BRA - Brazil

Shots Distribution

Players

Goals / Shots

1 dos SANTOS M	2 TEIXEIRA H	4 da SILVA J	9 CANDIDO L	10 de TOLEDO JG	13 HUBNER DK	14 dos SANTOS T
	1/1	1/1	1/2	0/1		
	1/1	0/1			0/1	0/1
		1/1		1/1		1/1

1-Missed

1-Missed

2-Missed

17 POZZER A	19 CHIUFFA F	26 dos SANTOS GUIMAR.	28 SANTOS L	33 SOARES A	37 LANGARO H	89 ALMEIDA CA
1/1	1/1			1/1	1/1	
		1/1			1/1	
				1/2	1/1	
	1/1					0/1

1-Missed

1-Missed

2-Blocked

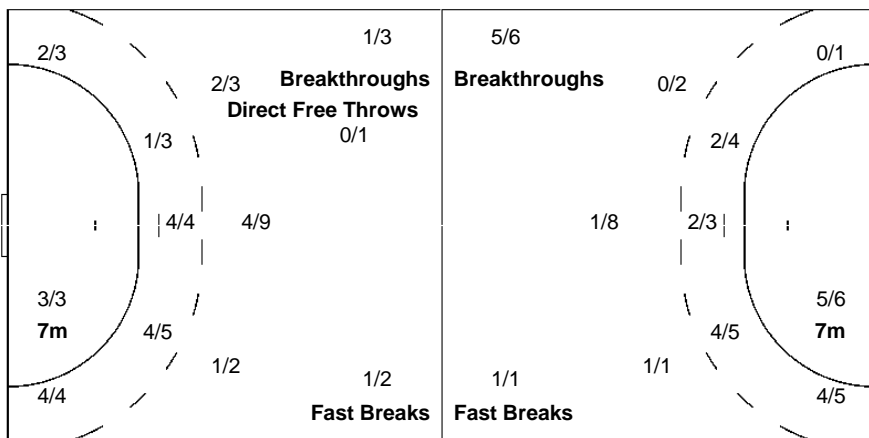
Team
Goals / Shots

5/5	4/6	2/2
3/5		1/2
3/4	3/3	6/7

6-Missed

2-Blocked

Offence



Defence

Goalkeepers
Saves / Shots

0/4	1/2	1/1
0/5		4/7
3/6	1/3	4/13

1 dos SANTOS M

0/4	1/2	1/1
0/5		4/7
3/6	1/3	4/12

89 ALMEIDA CA

		0/1

Legend:	% Efficiency	2Min 2 Minute Suspensions	6m 6 metre Shots	7m 7 metre Shots	9m 9 metre Shots
AS Assists	BS Blocked Shots	BT Breakthroughs	BC Blue Cards	FB Fast Breaks	S/S Saves/Shots
G/S Goals/Shots	N/A Not Applicable	No. Uniform Number	RC Red Cards	S/S Saves/Shots	YC Yellow Cards
ST Steals	TO Turnover	TP Time Played	Wing Wing Shots		



Match Report

Relatório da partida / Rapport du match

Team A										Team B																			
A										B																			
SWE - Sweden										POL - Poland																			
played in					in the hall					on					at					Spectators		Match Number							
Rio de Janeiro					Future Arena					SAT 13 AUG 2016					19:50					8,176		23							
Half-time (30')		A		B		End of playing time		A		B		1st extra time		A		B		2nd extra time		A		B		After penalty throws		A		B	
Number of 7m		A		Team time-out				Full name of players and officials				Team time-out		B		Number of 7m													
1/1		1		27:25		2		54:01		3		58:46		1		49:26		2		59:33		3		4/5					
No.	Team A						G	YC	2'	RC	BC	No.	Team B						G	YC	2'	RC	BC						
1	ANDERSSON Mattias											1	SZMAL Slawomir						1										
3	GOTTFRIDSSON Jim											3	LIJEWSKI Krzysztof						6										
5	ANDERSSON Kim						4		2			5	JACHLEWSKI Mateusz							1	1								
9	TOLLBRING Jerry						6	1				6	KRAJEWSKI Przemyslaw						3										
11	NILSSON Lukas						2					8	BIELECKI Karol						8										
13	STENBACKEN Jonathan											11	WISNIEWSKI Adam																
18	KARLSSON Tobias											13	JURECKI Bartosz																
19	JAKOBSSON Johan						2	1	1			15	JURECKI Michal																
20	APPELGREN Mikael											16	WYSZOMIRSKI Piotr						1										
24	PETERSEN Fredrik								1			20	JURKIEWICZ Mariusz						1										
28	STENMALM Philip						8		1			23	SYPRZAK Kamil						2		1								
32	ZACHRISSON Mattias						1					26	DASZEK Michal						3										
35	NILSSON Andreas											35	KUS Mateusz								1								
36	NIELSEN Jesper						1	1	3			45	SZYBA Michal																

Off.A	LINDGREN Ola					Off.A	LIS Robert				
Off.B	OLSSON Staffan	1				Off.B	DUJSHEBAEV Talant	1			
Off.C	SIGURDSSON Ulf					Off.C	OWCZARSKI Tomasz				
Off.D	DAHLBERG Inge					Off.D	BUCZAK Jerzy				
Off.E	LINDGREN Jesper					Off.E	BIELECKI Aleksander				
Off.F	NILSSON Bo										

A	Signatures of responsables for the teams (Off.A)		B
TP	Remarks of referees / IHF Official		TP

Referees	Signatures		Signatures	
	GEIPEL L (GER)		HELBIG M (GER)	
Technical Officials	Signatures		Signatures	
	TK: HUELIN T (ESP)		SK: SICHELSCMIDT P (GER)	
IHF Official	Signatures		Signatures	
	JENSEN B (DEN)			

Number of 7m scored/awarded to team A resp. B, goals (G), yellow cards (YC), red cards (RC), blue cards (BC) and team penalty (TP)



Results
Resultados / Résultats

Match 23

SWE 24 - 25 POL
(13 - 12) (11 - 13)

Referees: GEIPEL L (GER) / HELBIG M (GER)

SWE - Sweden

Players		Shots								Punishments			
No.	Name	G/S	%	6m	Wing	9m	7m	FB	BT	YC	2Min	RC	BC
1	ANDERSSON Mattias												
3	GOTTFRIDSSON Jim	0/5	0	0/1		0/3		0/1					
5	ANDERSSON Kim	4/7	57	1/1		3/6					2		
9	TOLLBRING Jerry	6/6	100		4/4		1/1	1/1		1			
11	NILSSON Lukas	2/4	50			2/4							
13	STENBACKEN Jonathan												
18	KARLSSON Tobias												
19	JAKOBSSON Johan	2/4	50			2/4				1	1		
20	APPELGREN Mikael												
24	PETERSEN Fredrik	0/2	0	0/1		0/1					1		
28	STENMALM Philip	8/12	67	2/2		5/8			1/2		1		
32	ZACHRISSON Mattias	1/1	100					1/1					
35	NILSSON Andreas	0/1	0	0/1									
36	NIELSEN Jesper	1/2	50	1/2						1	3		
	Bench/Team									1			
	Totals	24/44	55	4/8	4/4	12/26	1/1	2/3	1/2	4	8		

Goalkeepers		Saves							
No.	Name	S/S	%	6m	Wing	9m	7m	FB	BT
1	ANDERSSON Mattias	12/32	38	3/7	2/3	6/13	0/3	1/3	0/3
20	APPELGREN Mikael	0/1	0				0/1		
	Totals	12/37	32	3/7	2/3	6/16	0/4	1/4	0/3

POL - Poland

Players		Shots								Punishments			
No.	Name	G/S	%	6m	Wing	9m	7m	FB	BT	YC	2Min	RC	BC
1	SZMAL Slawomir	1/1	100			1/1							
3	LIJEWSKI Krzysztof	6/8	75	1/1		4/6		1/1					
5	JACHLEWSKI Mateusz									1	1		
6	KRAJEWSKI Przemyslaw	3/4	75	1/1		0/1			2/2				
8	BIELECKI Karol	8/14	57			4/9	4/5						
11	WISNIEWSKI Adam	0/1	0	0/1									
13	JURECKI Bartosz												
15	JURECKI Michal												
16	WYSZOMIRSKI Piotr	1/1	100			1/1							
20	JURKIEWICZ Mariusz	1/5	20	0/1		0/2		0/1	1/1				
23	SYPRZAK Kamil	2/5	40	2/3		0/2					1		
26	DASZEK Michal	3/5	60		1/3			2/2					
35	KUS Mateusz										1		
45	SZYBA Michal												
	Bench/Team									1			
	Totals	25/44	57	4/7	1/3	10/22	4/5	3/4	3/3	2	3		

Goalkeepers		Saves							
No.	Name	S/S	%	6m	Wing	9m	7m	FB	BT
1	SZMAL Slawomir	2/8	25	1/2	0/1	0/2		0/1	1/2
16	WYSZOMIRSKI Piotr	8/26	31	3/6	0/3	4/14	0/1	1/2	
	Totals	10/34	29	4/8	0/4	4/16	0/1	1/3	1/2

RUNNING SCORE
SWE - POL

1st Half

JAKOBSSON J	1 (1) 0
	1 (2) 1 LIJEWSKI K
	1 (7) 2 BIELECKI K
NILSSON L	2 (7) 2
	2 (10) 3 BIELECKI K
NIELSEN J	3 (10) 3
	3 (11) 4 SYPRZAK K
ANDERSSON K	4 (12) 4
	4 (13) 5 BIELECKI K
STENMALM P	5 (14) 5
	5 (16) 6 LIJEWSKI K
JAKOBSSON J	6 (17) 6
	6 (19) 7 DASZEK M
TOLLBRING J	7 (19) 7
STENMALM P	8 (21) 7
	8 (21) 8 LIJEWSKI K
TOLLBRING J	9 (22) 8
STENMALM P	10 (23) 8
	10 (24) 9 DASZEK M
TOLLBRING J	11 (24) 9
	11 (25) 10 BIELECKI K
	11 (26) 11 WYSZOMIRSKI P
NILSSON L	12 (27) 11
	12 (28) 12 DASZEK M
STENMALM P	13 (29) 12

2nd Half

	13 (31) 13 BIELECKI K
	13 (32) 14 LIJEWSKI K
	13 (33) 15 BIELECKI K
TOLLBRING J	14 (34) 15
STENMALM P	15 (37) 15
TOLLBRING J	16 (38) 15
ANDERSSON K	17 (40) 15
ANDERSSON K	18 (41) 15
	18 (43) 16 KRAJEWSKI P
	18 (44) 17 JURKIEWICZ M
STENMALM P	19 (45) 17
	19 (45) 18 KRAJEWSKI P
ANDERSSON K	20 (46) 18
	20 (48) 19 SYPRZAK K
STENMALM P	21 (48) 19
	21 (51) 20 BIELECKI K
	21 (52) 21 BIELECKI K
STENMALM P	22 (54) 21
	22 (54) 22 LIJEWSKI K
	22 (55) 23 KRAJEWSKI P
	22 (58) 24 SZMAL S
	22 (59) 25 LIJEWSKI K
TOLLBRING J	23 (59) 25
ZACHRISSON M	24 (60) 25

Legend:

%	Efficiency	2Min	2 Minute Suspensions	6m	6-metre Shots	7m	7-metre Shots
9m	9-metre Shots	BT	Breakthroughs	BC	Blue Cards	FB	Fast Breaks
G/S	Goals/Shots	No.	Uniform Number	RC	Red Cards	S/S	Saves/Shots
Wing	Wing Shots	YC	Yellow Cards				



Match Team Statistics

Estatística da partida por equipe / Statistiques du match par équipe

Match 23

SWE 24 - 25 POL

(13 - 12) (11 - 13)

Referees: GEIPEL Lars / HELBIG Marcus (GER)

SWE - Sweden

Players		Shots								Offence		Defence		Punishments			TP	
No.	Name	G/S	%	6m	Wing	9m	7m	FB	BT	AS	TO	ST	BS	YC	2Min	RC		BC
1	ANDERSSON Mattias																	49:54
3	GOTTFRIDSSON Jim	0/5	0	0/1		0/3		0/1		1	4							35:39
5	ANDERSSON Kim	4/7	57	1/1		3/6									2			27:06
9	TOLLBRING Jerry	6/6	100		4/4		1/1	1/1						1				58:17
11	NILSSON Lukas	2/4	50			2/4												6:32
13	STENBACKEN Jonathan																	4:21
18	KARLSSON Tobias									2			2					29:52
19	JAKOBSSON Johan	2/4	50			2/4				1	2			1	1			32:09
20	APPELGREN Mikael																	0:27
24	PETERSEN Fredrik	0/2	0	0/1		0/1				1					1			11:41
28	STENMALM Philip	8/12	67	2/2		5/8			1/2	3	1		1		1			47:42
32	ZACHRISSON Mattias	1/1	100					1/1										56:52
35	NILSSON Andreas	0/1	0	0/1								1						21:56
36	NIELSEN Jesper	1/2	50	1/2							1		2	1	3			37:32
Bench/Team														1				
Totals		24/44	55	4/8	4/4	12/26	1/1	2/3	1/2	8	8	1	5	4	8			

Goalkeepers		Total Shots		6m Shots		Wing Shots		9m Shots		7m Shots		Fast Breaks		Breakthroughs	
No.	Name	S/S	%	S/S	%	S/S	%	S/S	%	S/S	%	S/S	%	S/S	%
1	ANDERSSON Mattias	12/32	38	3/7	43	2/3	67	6/13	46	0/3	0	1/3	33	0/3	0
20	APPELGREN Mikael	0/1	0							0/1	0				
Totals		12/37	32	3/7	43	2/3	67	6/16	38	0/4	0	1/4	25	0/3	0

Team Shots	Goals	Saves	Missed	Post	Blocked	Total	%
6m Shots	4	4				8	50
Wing Shots	4					4	100
9m Shots	12	4	4	3	3	26	46
7m Shots	1				N/A	1	100
Fast Breaks	2	1				3	67
Breakthroughs	1	1				2	50
Totals	24	10	4	3	3	44	55

Number of Attacks: 47, Scoring Efficiency: 51%



Match Team Statistics

Estatística da partida por equipe / Statistiques du match par équipe

Match 23

SWE 24 - 25 POL
(13 - 12) (11 - 13)

Referees: GEIPEL Lars / HELBIG Marcus (GER)

SWE - Sweden

Shots Distribution


Players

Goals / Shots

1 ANDERSSON M	3 GOTTFRIDSSON J	5 ANDERSSON K	9 TOLLBRING J	11 NILSSON L	13 STENBACKEN J	18 KARLSSON T
		1/1				
		0/2				
		0/1				
		1/1	2/2	1/1	1/1	3/3
		2-Post	1-Missed 1-Post 1-Blocked	2-Missed		
19 JAKOBSSON J	20 APPELGREN M	24 PETERSEN F	28 STENMALM P	32 ZACHRISSON M	35 NILSSON A	36 NIELSEN J
			2/2			
			2/2			
			0/1			
			3/3	1/2		0/1
			1/1			1/1
			1-Blocked 1-Missed	1-Blocked		

Team
Goals / Shots

3/3		4/6
		2/7
6/6	1/1	8/11
4-Missed	3-Post	3-Blocked



Goalkeepers
Saves / Shots

2/5	0/1	1/5
2/3		1/4
4/10	0/4	2/5

1 ANDERSSON M

2/5	0/1	1/5
2/3		1/4
4/10		2/4

20 APPELGREN M

		0/1



Match Team Statistics

Estatística da partida por equipe / Statistiques du match par équipe

Match 23

SWE 24 - 25 POL

(13 - 12) (11 - 13)

Referees: GEIPEL Lars / HELBIG Marcus (GER)

POL - Poland

Players		Shots								Offence		Defence		Punishments			TP	
No.	Name	G/S	%	6m	Wing	9m	7m	FB	BT	AS	TO	ST	BS	YC	2Min	RC		BC
1	SZMAL Slawomir	1/1	100			1/1												17:49
3	LIJEWSKI Krzysztof	6/8	75	1/1		4/6		1/1		2		1						57:28
5	JACHLEWSKI Mateusz													1	1			37:01
6	KRAJEWSKI Przemyslaw	3/4	75	1/1		0/1			2/2	1	2							26:55
8	BIELECKI Karol	8/14	57			4/9	4/5				1							34:28
11	WISNIEWSKI Adam	0/1	0	0/1						1								38:55
13	JURECKI Bartosz									1								11:03
15	JURECKI Michal																	0:00
16	WYSZOMIRSKI Piotr	1/1	100			1/1												39:28
20	JURKIEWICZ Mariusz	1/5	20	0/1		0/2		0/1	1/1	2	2	1	2					48:12
23	SYPRZAK Kamil	2/5	40	2/3		0/2				1	2	1	1		1			25:21
26	DASZEK Michal	3/5	60		1/3				2/2		1							57:36
35	KUS Mateusz														1			25:44
45	SZYBA Michal																	0:00
Bench/Team										1				1				
Totals		25/44	57	4/7	1/3	10/22	4/5	3/4	3/3	8	9	3	3	2	3			

Goalkeepers		Total Shots		6m Shots		Wing Shots		9m Shots		7m Shots		Fast Breaks		Breakthroughs	
No.	Name	S/S	%	S/S	%	S/S	%	S/S	%	S/S	%	S/S	%	S/S	%
1	SZMAL Slawomir	2/8	25	1/2	50	0/1	0	0/2	0			0/1	0	1/2	50
16	WYSZOMIRSKI Piotr	8/26	31	3/6	50	0/3	0	4/14	29	0/1	0	1/2	50		
Totals		10/34	29	4/8	50	0/4	0	4/16	25	0/1	0	1/3	33	1/2	50

Team Shots	Goals	Saves	Missed	Post	Blocked	Total	%
6m Shots	4	3				7	57
Wing Shots	1	2				3	33
9m Shots	10	6		1	5	22	45
7m Shots	4			1	N/A	5	80
Fast Breaks	3	1				4	75
Breakthroughs	3					3	100
Totals	25	12		2	5	44	57

Number of Attacks: 47, Scoring Efficiency: 53%



Match Team Statistics

Estatística da partida por equipe / Statistiques du match par équipe

Match 23

SWE 24 - 25 POL
(13 - 12) (11 - 13)

Referees: GEIPEL Lars / HELBIG Marcus (GER)

POL - Poland

Shots Distribution

Players

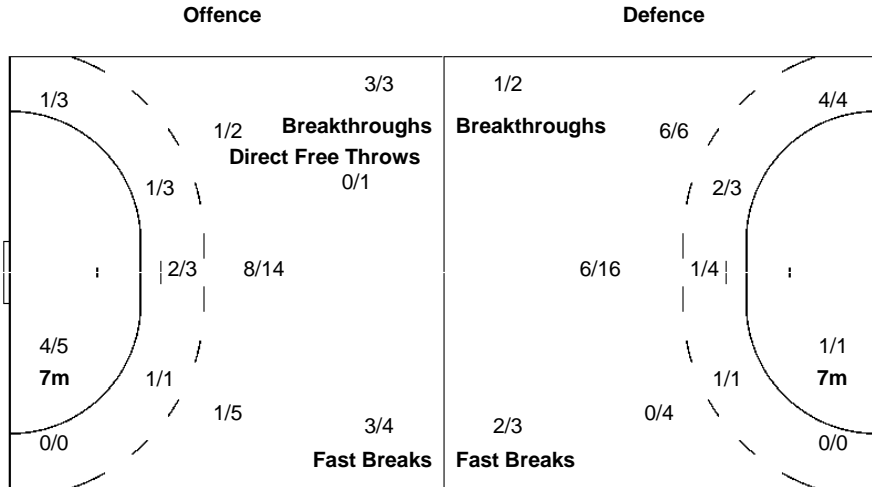
Goals / Shots

1 SZMAL S	3 LIJEWSKI K	5 JACHLEWSKI M	6 KRAJEWSKI P	8 BIELECKI K	11 WISNIEWSKI A	13 JURECKI B
	2/2		1/1	1/2	2/2	
	0/1			1/1	1/1	
1/1	2/2		2/2	1/3		0/1
	1-Blocked		1-Blocked	1-Post 2-Blocked		

15 JURECKI M	16 WYSZOMIRSKI P	20 JURKIEWICZ M	23 SYPRZAK K	26 DASZEK M	35 KUS M	45 SZYBA M
		0/1	1/1	1/1		
		0/1				
	1/1	1/1	1/2	1/2		
		1-Blocked	1-Post			

Team
Goals / Shots

3/5	1/1	4/5
1/3		3/4
6/10	4/4	3/5
	2-Post	5-Blocked



Goalkeepers
Saves / Shots

0/3		2/6
		5/7
0/6	0/1	3/11

1 SZMAL S

0/2		0/1
		2/2
0/2		0/1

16 WYSZOMIRSKI P

0/1		2/5
		3/5
0/4	0/1	3/10

Legend:

%	Efficiency	2Min	2 Minute Suspensions	6m	6 metre Shots	7m	7 metre Shots	9m	9 metre Shots
AS	Assists	BS	Blocked Shots	BT	Breakthroughs	BC	Blue Cards	FB	Fast Breaks
G/S	Goals/Shots	N/A	Not Applicable	No.	Uniform Number	RC	Red Cards	S/S	Saves/Shots
ST	Steals	TO	Turnover	TP	Time Played	Wing	Wing Shots	YC	Yellow Cards



Match Report
Relatório da partida / Rapport du match

Team A										Team B																						
A					ARG - Argentina					B					TUN - Tunisia																	
played in					in the hall					on					at					Spectators		Match Number										
Rio de Janeiro					Future Arena					SAT 13 AUG 2016					21:50					5,123		24										
Half-time (30')		A		B		End of playing time			A		B		1st extra time			A		B		2nd extra time			A		B		After penalty throws		A		B	
Number of 7m		A		Team time-out			Full name of players and officials										Team time-out			B		Number of 7m										
2/3		1		22:00		2		45:11		3		58:41		1		8:46		2		46:38		3		2/3								
No.	Team A						G	YC	2'	RC	BC	No.	Team B						G	YC	2'	RC	BC									
1	SCHULZ Matias											1	MISSAOUI Makrem																			
2	FERNANDEZ Federico						5	1				4	TOUMI Aymen						1	1												
3	PIZARRO Federico						7		2			6	TEJ Issam								1											
4	SIMONET Sebastian						2					8	MAAREF Mohamed Jilani						1		1											
5	PORTELA Pablo						2	1				9	BANNOUR Amine						1		1											
8	SIMONET Pablo						2					12	MAGGAIZ Marouen																			
9	QUERIN Leonardo											13	BHAR Mohamed Ali																			
10	VIEYRA Federico						2					15	HAJ YOUSSEF Khaled							1												
12	GARCIA Fernando											21	BOUGHANMI Oussama						8		1											
13	FERNANDEZ Juan Pablo						2					22	SAIED Sobhi						1													
14	VIDAL Agustin								1			23	HOSNI Oussama																			
15	CAROU Gonzalo											27	HAMMED Aymen						2				1									
18	PORTELA Adrian								1			31	CHOUIREF Marouan						5													
25	VAISTEIN Pablo						1		1			39	SOUSSI Mohamed						2	1												

Off.A	GALLARDO Eduardo					Off.A	MANAI Ridha	1			
Off.B	MILANO Guillermo	1				Off.B	ZOUABI Hafedh				
Off.C	CAZON Guillermo					Off.C	SGHIRI Mohamed Ali				
Off.D	MARINO Carlos					Off.D	HAMMAMI Naim				

A	Signatures of responsables for the teams (Off.A)		B
TP	Remarks of referees / IHF Official		TP

Referees	Signatures		Signatures	
	KOO B (KOR)		LEE S (KOR)	
Technical Officials	Signatures		Signatures	
	TK: PEREIRA SEDREZ S (BRA)		SK: ALMARZOOQI O (UAE)	
IHF Official	Signatures		Signatures	
	HUELIN T (ESP)			

Number of 7m scored/awarded to team A resp. B, goals (G), yellow cards (YC), red cards (RC), blue cards (BC) and team penalty (TP)



Results
Resultados / Résultats

Match 24

ARG 23 - 21 TUN
(14 - 10) (9 - 11)

Referees: KOO B (KOR) / LEE S (KOR)

RUNNING SCORE

ARG - TUN

1st Half

PIZARRO F	1 (2) 0
PIZARRO F	2 (3) 0
	2 (5) 1 CHOUIREF M
FERNANDEZ F	3 (6) 1
SIMONET S	4 (9) 1
PIZARRO F	5 (9) 1
	5 (10) 2 SOUSSI M
	5 (11) 3 HAMMED A
PIZARRO F	6 (12) 3
	6 (14) 4 HAMMED A
VIEYRA F	7 (17) 4
FERNANDEZ F	8 (18) 4
	8 (18) 5 BANNOUR A
	8 (20) 6 BOUGHANMI O
FERNANDEZ F	9 (20) 6
	9 (21) 7 CHOUIREF M
PIZARRO F	10 (22) 7
PIZARRO F	11 (23) 7
PORTELA P	12 (24) 7
	12 (25) 8 BOUGHANMI O
FERNANDEZ JP	13 (28) 8
PORTELA P	14 (28) 8
	14 (29) 9 CHOUIREF M
	14 (30) 10 MAAREF MJ

2nd Half

	14 (32) 11 BOUGHANMI O
VAISTEIN P	15 (32) 11
	15 (36) 12 BOUGHANMI O
	15 (38) 13 BOUGHANMI O
FERNANDEZ F	16 (39) 13
	16 (41) 14 BOUGHANMI O
	16 (42) 15 CHOUIREF M
	16 (43) 16 BOUGHANMI O
SIMONET P	17 (47) 16
PIZARRO F	18 (48) 16
	18 (49) 17 SAIED S
SIMONET S	19 (51) 17
FERNANDEZ F	20 (53) 17
SIMONET P	21 (54) 17
	21 (56) 18 SOUSSI M
VIEYRA F	22 (57) 18
FERNANDEZ JP	23 (58) 18
	23 (58) 19 TOUMI A
	23 (59) 20 CHOUIREF M
	23 (60) 21 BOUGHANMI O

ARG - Argentina

Players		Shots								Punishments			
No.	Name	G/S	%	6m	Wing	9m	7m	FB	BT	YC	2Min	RC	BC
1	SCHULZ Matias												
2	FERNANDEZ Federico	5/8	63		3/3	0/1	2/3	0/1		1			
3	PIZARRO Federico	7/12	58	1/2		3/6		1/2	2/2		2		
4	SIMONET Sebastian	2/3	67	0/1	1/1	1/1							
5	PORTELA Pablo	2/2	100	1/1				1/1		1			
8	SIMONET Pablo	2/4	50		0/2	1/1		1/1					
9	QUERIN Leonardo												
10	VIEYRA Federico	2/4	50	1/2		1/2							
12	GARCIA Fernando												
13	FERNANDEZ Juan Pablo	2/3	67		1/2				1/1				
14	VIDAL Agustin											1	
15	CAROU Gonzalo												
18	PORTELA Adrian											1	
25	VAISTEIN Pablo	1/2	50	1/1	0/1						1		
	Bench/Team									1			
	Totals	23/38	61	4/7	5/9	6/11	2/3	3/5	3/3	3	5		

Goalkeepers		Saves							
No.	Name	S/S	%	6m	Wing	9m	7m	FB	BT
1	SCHULZ Matias	12/32	38	6/15	1/3	5/7	0/1	0/5	0/1
12	GARCIA Fernando	1/2	50				1/2		
	Totals	13/34	38	6/15	1/3	5/7	1/3	0/5	0/1

TUN - Tunisia

Players		Shots								Punishments			
No.	Name	G/S	%	6m	Wing	9m	7m	FB	BT	YC	2Min	RC	BC
1	MISSAOUI Makrem												
4	TOUMI Aymen	1/3	33		1/2	0/1				1			
6	TEJ Issam										1		
8	MAAREF Mohamed Jilani	1/1	100	1/1							1		
9	BANNOUR Amine	1/6	17			1/6					1		
12	MAGGAIZ Marouen												
13	BHAR Mohamed Ali												
15	HAI YOUSSEF Khaled	0/1	0			0/1				1			
21	BOUGHANMI Oussama	8/11	73	2/2	1/2		2/3	3/3	0/1		1		
22	SAIED Sobhi	1/3	33	1/3									
23	HOSNI Oussama												
27	HAMMED Aymen	2/4	50	1/2		1/2						1	
31	CHOUIREF Marouan	5/6	83	4/5				1/1					
39	SOUSSI Mohamed	2/9	22	0/2		0/5		1/1	1/1	1			
	Bench/Team									1			
	Totals	21/44	48	9/15	2/4	2/15	2/3	5/5	1/2	4	4	1	

Goalkeepers		Saves							
No.	Name	S/S	%	6m	Wing	9m	7m	FB	BT
1	MISSAOUI Makrem	0/1	0				0/1		
12	MAGGAIZ Marouen	8/29	28	2/6	2/7	3/9	0/1	1/3	0/3
	Totals	8/31	26	2/6	2/7	3/9	0/2	1/4	0/3

Legend:

%	Efficiency	2Min	2 Minute Suspensions	6m	6-metre Shots	7m	7-metre Shots
9m	9-metre Shots	BT	Breakthroughs	BC	Blue Cards	FB	Fast Breaks
G/S	Goals/Shots	No.	Uniform Number	RC	Red Cards	S/S	Saves/Shots
Wing	Wing Shots	YC	Yellow Cards				



Match Team Statistics

Estatística da partida por equipe / Statistiques du match par équipe

Match 24

ARG 23 - 21 TUN

(14 - 10) (9 - 11)

Referees: KOO Bonok / LEE Seok (KOR)

ARG - Argentina

Players		Shots								Offence		Defence		Punishments			TP	
No.	Name	G/S	%	6m	Wing	9m	7m	FB	BT	AS	TO	ST	BS	YC	2Min	RC		BC
1	SCHULZ Matias										1							59:19
2	FERNANDEZ Federico	5/8	63		3/3	0/1	2/3	0/1			1	2		1				60:00
3	PIZARRO Federico	7/12	58	1/2		3/6		1/2	2/2		2				2			55:12
4	SIMONET Sebastian	2/3	67	0/1	1/1	1/1				3	5							32:55
5	PORTELA Pablo	2/2	100	1/1				1/1				1		1				28:51
8	SIMONET Pablo	2/4	50		0/2	1/1		1/1			1	1						38:35
9	QUERIN Leonardo																	20:39
10	VIEYRA Federico	2/4	50	1/2		1/2				2	1							18:52
12	GARCIA Fernando																	0:41
13	FERNANDEZ Juan Pablo	2/3	67		1/2				1/1		2							16:16
14	VIDAL Agustin														1			10:11
15	CAROU Gonzalo									1			3					49:39
18	PORTELA Adrian															1		2:51
25	VAISTEIN Pablo	1/2	50	1/1	0/1						2					1		25:59
Bench/Team														1				
Totals		23/38	61	4/7	5/9	6/11	2/3	3/5	3/3	6	15	4	3	3	5			

Goalkeepers		Total Shots		6m Shots		Wing Shots		9m Shots		7m Shots		Fast Breaks		Breakthroughs	
No.	Name	S/S	%	S/S	%	S/S	%	S/S	%	S/S	%	S/S	%	S/S	%
1	SCHULZ Matias	12/32	38	6/15	40	1/3	33	5/7	71	0/1	0	0/5	0	0/1	0
12	GARCIA Fernando	1/2	50							1/2	50				
Totals		13/34	38	6/15	40	1/3	33	5/7	71	1/3	33	0/5	0	0/1	0

Team Shots	Goals	Saves	Missed	Post	Blocked	Total	%
6m Shots	4	2			1	7	57
Wing Shots	5	2	2			9	56
9m Shots	6	3	1	1		11	55
7m Shots	2		1		N/A	3	67
Fast Breaks	3	1	1			5	60
Breakthroughs	3					3	100
Totals	23	8	5	1	1	38	61

Number of Attacks: 49, Scoring Efficiency: 47%



Match Team Statistics

Estatística da partida por equipe / Statistiques du match par équipe

Match 24

ARG 23 - 21 TUN
(14 - 10) (9 - 11)

Referees: KOO Bonok / LEE Seok (KOR)

ARG - Argentina

Shots Distribution

Players

Goals / Shots


1 SCHULZ M	2 FERNANDEZ F	3 PIZARRO F	4 SIMONET S	5 PORTELA P	8 SIMONET P	9 QUERIN L
	1/1	0/1				0/1
		0/1				
	2/2	4/5		1/1	1/1	
	1/1	0/1	0/1			
		1/1	1/1			
	2-Missed	1-Missed			1-Missed	

10 VIEYRA F	12 GARCIA F	13 FERNANDEZ JP	14 VIDAL A	15 CAROU G	18 PORTELA A	25 VAISTEIN P
		0/1				
1/1		1/1				
						1/1
1-Post 1-Blocked						1-Missed

Team
Goals / Shots

0/1	1/1	1/2
0/1	0/1	6/7
9/10	2/4	4/4

5-Missed 1-Post 1-Blocked



Goalkeepers
Saves / Shots

1/1	0/1	0/3
3/5	2/2	2/6
2/9	2/5	1/2

1 SCHULZ M

1/1	0/1	0/3
3/5	1/1	2/6
2/8	2/5	1/2

12 GARCIA F

	1/1	
0/1		



Match Team Statistics

Estatística da partida por equipe / Statistiques du match par équipe

Match 24

ARG 23 - 21 TUN

(14 - 10) (9 - 11)

Referees: KOO Bonok / LEE Seok (KOR)

TUN - Tunisia

Players		Shots								Offence		Defence		Punishments			TP	
No.	Name	G/S	%	6m	Wing	9m	7m	FB	BT	AS	TO	ST	BS	YC	2Min	RC		BC
1	MISSAOUI Makrem																	0:15
4	TOUMI Aymen	1/3	33		1/2	0/1					1	1		1				49:37
6	TEJ Issam														1			0:00
8	MAAREF Mohamed Jilani	1/1	100	1/1											1			17:53
9	BANNOUR Amine	1/6	17			1/6					2				1			25:39
12	MAGGAIZ Marouen																	57:25
13	BHAR Mohamed Ali									1								0:00
15	HAY YOUSSEF Khaled	0/1	0			0/1				3	2			1				38:49
21	BOUGHANMI Oussama	8/11	73	2/2	1/2		2/3	3/3	0/1	1		4			1			58:12
22	SAIED Sobhi	1/3	33	1/3						1	2	1						21:05
23	HOSNI Oussama									2	1							30:00
27	HAMMED Aymen	2/4	50	1/2		1/2											1	23:44
31	CHOUIREF Marouan	5/6	83	4/5				1/1		1								37:29
39	SOUSSI Mohamed	2/9	22	0/2		0/5		1/1	1/1	4	1	1	1	1				59:52
Bench/Team														1				
Totals		21/44	48	9/15	2/4	2/15	2/3	5/5	1/2	13	9	7	1	4	4	1		

Goalkeepers		Total Shots		6m Shots		Wing Shots		9m Shots		7m Shots		Fast Breaks		Breakthroughs	
No.	Name	S/S	%	S/S	%	S/S	%	S/S	%	S/S	%	S/S	%	S/S	%
1	MISSAOUI Makrem	0/1	0							0/1	0				
12	MAGGAIZ Marouen	8/29	28	2/6	33	2/7	29	3/9	33	0/1	0	1/3	33	0/3	0
Totals		8/31	26	2/6	33	2/7	29	3/9	33	0/2	0	1/4	25	0/3	0

Team Shots	Goals	Saves	Missed	Post	Blocked	Total	%
6m Shots	9	6				15	60
Wing Shots	2	1		1		4	50
9m Shots	2	5	3	2	3	15	13
7m Shots	2	1			N/A	3	67
Fast Breaks	5					5	100
Breakthroughs	1			1		2	50
Totals	21	13	3	4	3	44	48

Number of Attacks: 50, Scoring Efficiency: 42%



Match Team Statistics

Estatística da partida por equipe / Statistiques du match par équipe

Match 24

ARG 23 - 21 TUN

(14 - 10) (9 - 11)

Referees: KOO Bonok / LEE Seok (KOR)

TUN - Tunisia

Shots Distribution

Players

Goals / Shots

1 MISSAOUI M	4 TOUMI A	6 TEJ I	8 MAAREF MJ	9 BANNOUR A	12 MAGGAIZ M	13 BHAR M
		1/1		0/2 0/1		
			1/1	1/1		

1-Post 1-Blocked

1-Missed1-Post

15 HAJ YOUSSEF K	21 BOUGHANMI O	22 SAIED S	23 HOSNI O	27 HAMMED A	31 CHOUIREF M	39 SOUSSI M
	1/1 1/1			0/1 1/1		
	0/1 1/1	1/1 0/1			1/1	0/1 2/2
	3/4 1/1 1/1	0/1			3/3 1/2	0/1 0/1

1-Missed

1-Post

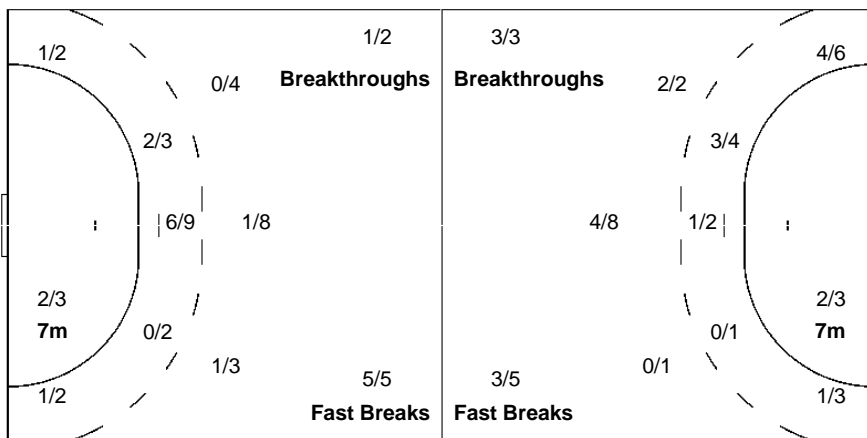
1-Missed1-Post 2-Blocked

Team
Goals / Shots

0/1	1/1	3/3
2/5	0/2	4/6
7/9	3/5	1/2

3-Missed 4-Post 3-Blocked

Offence



Defence

Goalkeepers
Saves / Shots

1/1	0/1	1/2
1/1	1/1	1/7
1/10	2/4	0/4

1 MISSAOUI M

0/1		

12 MAGGAIZ M

1/1	0/1	1/2
1/1	1/1	1/6
1/9	2/4	0/4

Legend:	% Efficiency	2Min 2 Minute Suspensions	6m 6 metre Shots	7m 7 metre Shots	9m 9 metre Shots
AS Assists	BS Blocked Shots	BT Breakthroughs	BC Blue Cards	FB Fast Breaks	S/S Saves/Shots
G/S Goals/Shots	N/A Not Applicable	No. Uniform Number	RC Red Cards	S/S Saves/Shots	YC Yellow Cards
ST Steals	TO Turnover	TP Time Played	Wing Wing Shots		



Match Report
Relatório da partida / Rapport du match

Team A										Team B													
A					POL - Poland					B					SLO - Slovenia								
played in					in the hall					on					at					Match Number			
Rio de Janeiro					Future Arena					MON 15 AUG 2016					09:30					6,929		25	
Half-time (30')	A	B	End of playing time		A	B	1st extra time		A	B	2nd extra time		A	B	After penalty throws		A	B					
	13	13			20	25																	
Number of 7m	A	Team time-out			Full name of players and officials										Team time-out			B	Number of 7m				
		2/2	1	36:40											2	3	1			6:41	2	56:55	3
No.	Team A					G	YC	2'	RC	BC	No.	Team B					G	YC	2'	RC	BC		
1	SZMAL Slawomir										3	BLAGOTINSEK Blaz					2						
3	LIJEWSKI Krzysztof					2					7	KAVTICNIK Vid					4						
5	JACHLEWSKI Mateusz					1					8	JANC Blaz					1						
6	KRAJEWSKI Przemyslaw					1		1			11	DOLENEC Jure					2						
8	BIELECKI Karol					4					12	SKOF Gorazd											
11	WISNIEWSKI Adam					2		1			13	CINGESAR Darko					1		3				
13	JURECKI Bartosz										15	POTEKO Vid							2				
15	JURECKI Michal										22	GABER Matej					1	1	1				
16	WYSZOMIRSKI Piotr					2					23	ZORMAN Uros					3	1					
20	JURKIEWICZ Mariusz					1			1		25	BEZJAK Marko					2						
23	SYPRZAK Kamil					2					31	RAZGOR Simon					2		1				
26	DASZEK Michal					2		1			32	ZARABEC Miha					7		1				
35	KUS Mateusz							1	1		44	BOMBAC Dean											
45	SZYBA Michal					3		1	1		90	LESJAK Urban											

Off.A	LIS Robert					Off.A	MOHORIC Uros				
Off.B	DUJSHEBAEV Talant					Off.B	VUJOVIC Veselin				
Off.C	OWCZARSKI Tomasz					Off.C	SERBEC Uros				
Off.D	BUCZAK Jerzy					Off.D	RANT ROOS Zan				

A	Signatures of responsables for the teams (Off.A)										B
TP	Remarks of referees / IHF Official										TP

Referees	Signatures		Signatures	
	HORACEK V (CZE)		NOVOTNY J (CZE)	
Technical Officials	TK: HUELIN T (ESP)		SK: SICHELSCHMIDT P (GER)	
IHF Official	GALLEGO R (ESP)			

Number of 7m scored/awarded to team A resp. B, goals (G), yellow cards (YC), red cards (RC), blue cards (BC) and team penalty (TP)



Results
Resultados / Résultats

Match 25

POL 20 - 25 SLO
(13 - 13) (7 - 12)

Referees: HORACEK V (CZE) / NOVOTNY J (CZE)

POL - Poland

Players		Shots								Punishments			
No.	Name	G/S	%	6m	Wing	9m	7m	FB	BT	YC	2Min	RC	BC
1	SZMAL Slawomir												
3	LIJEWSKI Krzysztof	2/6	33			1/4		1/1	0/1				
5	JACHLEWSKI Mateusz	1/2	50		1/1	0/1							
6	KRAJEWSKI Przemyslaw	1/7	14	0/1		0/3		1/1	0/2		1		
8	BIELECKI Karol	4/9	44	1/1		1/6	2/2						
11	WISNIEWSKI Adam	2/3	67		1/2			1/1				1	
13	JURECKI Bartosz	0/1	0	0/1									
15	JURECKI Michal												
16	WYSZOMIRSKI Piotr	2/2	100			2/2							
20	JURKIEWICZ Mariusz	1/4	25			1/3			0/1				1
23	SYPRZAK Kamil	2/3	67	2/3									
26	DASZEK Michal	2/3	67	0/1	2/2							1	
35	KUS Mateusz									1	1		
45	SZYBA Michal	3/4	75		1/1	0/1			2/2	1	1		
Bench/Team													
Totals		20/44	45	3/7	5/6	5/20	2/2	3/3	2/6	2	5	1	

Goalkeepers		Saves							
No.	Name	S/S	%	6m	Wing	9m	7m	FB	BT
1	SZMAL Slawomir								
16	WYSZOMIRSKI Piotr	6/29	21	2/7	0/3	3/7	0/4	0/2	1/6
Totals		6/31	19	2/8	0/3	3/7	0/4	0/3	1/6

SLO - Slovenia

Players		Shots								Punishments			
No.	Name	G/S	%	6m	Wing	9m	7m	FB	BT	YC	2Min	RC	BC
3	BLAGOTINSEK Blaz	2/3	67	2/3									
7	KAVTICNIK Vid	4/5	80	1/1		1/2		1/1	1/1				
8	JANC Blaz	1/3	33		0/1			1/2					
11	DOLENEC Jure	2/4	50	0/1		1/2			1/1				
12	SKOF Gorazd												
13	CINGESAR Darko	1/1	100		1/1								
15	POTEKO Vid											3	
22	GABER Matej	1/1	100	1/1						1	1		
23	ZORMAN Uros	3/6	50	1/2					2/4	1			
25	BEZJAK Marko	2/3	67			1/2			1/1				
31	RAZGOR Simon	2/2	100		2/2						1		
32	ZARABEC Miha	7/10	70	1/2	0/1	1/2	4/4	1/1			1		
44	BOMBAC Dean												
90	LESJAK Urban												
Bench/Team													
Totals		25/38	66	6/10	3/5	4/8	4/4	3/4	5/7	2	8		

Goalkeepers		Saves							
No.	Name	S/S	%	6m	Wing	9m	7m	FB	BT
12	SKOF Gorazd	9/16	56	1/2	1/2	6/9	0/1	0/1	1/1
90	LESJAK Urban	4/16	25	2/4	0/4	2/4	0/1	0/1	0/2
Totals		13/33	39	3/6	1/6	8/13	0/2	0/3	1/3

RUNNING SCORE	
POL - SLO	
1st Half	
WISNIEWSKI A	1 (2) 0
SYPRZAK K	2 (3) 0
	2 (6) 1 ZORMAN U
WISNIEWSKI A	3 (6) 1
WYSZOMIRSKI P	4 (7) 1
	4 (8) 2 KAVTICNIK V
	4 (9) 3 ZARABEC M
	4 (10) 4 RAZGOR S
	4 (11) 5 ZARABEC M
BIELECKI K	5 (12) 5
	5 (12) 6 KAVTICNIK V
	5 (14) 7 ZARABEC M
SZYBA M	6 (16) 7
	6 (17) 8 DOLENEC J
SZYBA M	7 (18) 8
	7 (19) 9 ZARABEC M
JURKIEWICZ M	8 (19) 9
	8 (20) 10 ZARABEC M
DASZEK M	9 (24) 10
	9 (25) 11 DOLENEC J
JACHLEWSKI M	10 (25) 11
	10 (26) 12 BLAGOTINSEK B
DASZEK M	11 (27) 12
	11 (27) 13 RAZGOR S
SZYBA M	12 (29) 13
WYSZOMIRSKI P	13 (29) 13

2nd Half	
	13 (31) 14 GABER M
	13 (34) 15 KAVTICNIK V
SYPRZAK K	14 (36) 15
	14 (36) 16 BEZJAK M
	14 (38) 17 CINGESAR D
	14 (39) 18 JANC B
BIELECKI K	15 (42) 18
BIELECKI K	16 (43) 18
LIJEWSKI K	17 (44) 18
	17 (45) 19 ZARABEC M
	17 (46) 20 ZARABEC M
	17 (48) 21 KAVTICNIK V
	17 (49) 22 ZORMAN U
KRAJEWSKI P	18 (51) 22
	18 (51) 23 ZORMAN U
LIJEWSKI K	19 (53) 23
	19 (54) 24 BEZJAK M
	19 (59) 25 BLAGOTINSEK B
BIELECKI K	20 (60) 25

Legend:
 % Efficiency
 9m 9-metre Shots
 G/S Goals/Shots
 Wing Wing Shots
 2Min 2 Minute Suspensions
 BT Breakthroughs
 No. Uniform Number
 YC Yellow Cards
 6m 6-metre Shots
 BC Blue Cards
 RC Red Cards
 7m 7-metre Shots
 FB Fast Breaks
 S/S Saves/Shots



Match Team Statistics

Estatística da partida por equipe / Statistiques du match par équipe

Match 25

POL 20 - 25 SLO

(13 - 13) (7 - 12)

Referees: HORACEK Vaclav / NOVOTNY Jiri (CZE)

POL - Poland

Players		Shots								Offence		Defence		Punishments			TP	
No.	Name	G/S	%	6m	Wing	9m	7m	FB	BT	AS	TO	ST	BS	YC	2Min	RC		BC
1	SZMAL Slawomir																	0:15
3	LIJEWSKI Krzysztof	2/6	33			1/4		1/1	0/1	1								26:53
5	JACHLEWSKI Mateusz	1/2	50		1/1	0/1				1								15:18
6	KRAJEWSKI Przemyslaw	1/7	14	0/1		0/3		1/1	0/2	3	2				1			40:56
8	BIELECKI Karol	4/9	44	1/1		1/6	2/2			3	1							31:53
11	WISNIEWSKI Adam	2/3	67		1/2			1/1				1			1			49:12
13	JURECKI Bartosz	0/1	0	0/1						1								13:21
15	JURECKI Michal																	0:45
16	WYSZOMIRSKI Piotr	2/2	100			2/2												54:26
20	JURKIEWICZ Mariusz	1/4	25			1/3			0/1		2					1		28:45
23	SYPRZAK Kamil	2/3	67	2/3							2							35:11
26	DASZEK Michal	2/3	67	0/1	2/2						1				1			52:49
35	KUS Mateusz													1	1			30:24
45	SZYBA Michal	3/4	75		1/1	0/1			2/2	1	1			1	1			39:52
Bench/Team																		
Totals		20/44	45	3/7	5/6	5/20	2/2	3/3	2/6	10	9	1		2	5	1		

Goalkeepers		Total Shots		6m Shots		Wing Shots		9m Shots		7m Shots		Fast Breaks		Breakthroughs	
No.	Name	S/S	%	S/S	%	S/S	%	S/S	%	S/S	%	S/S	%	S/S	%
1	SZMAL Slawomir														
16	WYSZOMIRSKI Piotr	6/29	21	2/7	29	0/3	0	3/7	43	0/4	0	0/2	0	1/6	17
Totals		6/31	19	2/8	25	0/3	0	3/7	43	0/4	0	0/3	0	1/6	17

Team Shots	Goals	Saves	Missed	Post	Blocked	Total	%
6m Shots	3	3	1			7	43
Wing Shots	5	1				6	83
9m Shots	5	8	2		5	20	25
7m Shots	2				N/A	2	100
Fast Breaks	3					3	100
Breakthroughs	2	1		3		6	33
Totals	20	13	3	3	5	44	45

Number of Attacks: 48, Scoring Efficiency: 42%



Match Team Statistics

Estatística da partida por equipe / Statistiques du match par équipe

Match 25

POL 20 - 25 SLO

(13 - 13) (7 - 12)

Referees: HORACEK Vaclav / NOVOTNY Jiri (CZE)

POL - Poland

Shots Distribution

Players

Goals / Shots

1 SZMAL S	3 LIJEWSKI K	5 JACHLEWSKI M	6 KRAJEWSKI P	8 BIELECKI K	11 WISNIEWSKI A	13 JURECKI B
1/1	1/1				2/2	
		1/1	0/1	0/1		
0/2		0/1	1/1	0/1	1/2	2/2
					1/2	0/1
	1-Missed	1-Missed	2-Post	1-Blocked	2-Blocked	1-Missed


15 JURECKI M	16 WYSZOMIRSKI P	20 JURKIEWICZ M	23 SYPRZAK K	26 DASZEK M	35 KUS M	45 SZYBA M
	1/1		0/1			1/1
	1/1			1/1		1/1
		1/1	1/1	1/2	1/1	1/1
			1/1			1/1
		1-Post	2-Blocked			

Team
Goals / Shots

4/4	2/3	1/1
4/6	0/2	5/6
3/7	0/1	1/3

3-Missed 3-Post 5-Blocked

Offence



Defence

Goalkeepers
Saves / Shots

0/2	0/3	1/3
0/2		1/3
3/10	0/2	1/6

1 SZMAL S

16 WYSZOMIRSKI P

0/2	0/2	1/3
0/2		1/3
3/9	0/2	1/6



Match Team Statistics

Estatística da partida por equipe / Statistiques du match par équipe

Match 25

POL 20 - 25 SLO

(13 - 13) (7 - 12)

Referees: HORACEK Vaclav / NOVOTNY Jiri (CZE)

SLO - Slovenia

Players		Shots								Offence		Defence		Punishments			TP	
No.	Name	G/S	%	6m	Wing	9m	7m	FB	BT	AS	TO	ST	BS	YC	2Min	RC		BC
3	BLAGOTINSEK Blaz	2/3	67	2/3								1	3					37:53
7	KAVTICNIK Vid	4/5	80	1/1		1/2		1/1	1/1	1	1		1					29:31
8	JANC Blaz	1/3	33		0/1			1/2				1						58:03
11	DOLENEC Jure	2/4	50	0/1		1/2			1/1				1					28:22
12	SKOF Gorazd																	28:56
13	CINGESAR Darko	1/1	100		1/1					1						3		50:13
15	POTEKO Vid															2		18:57
22	GABER Matej	1/1	100	1/1						1	1			1	1			39:24
23	ZORMAN Uros	3/6	50	1/2					2/4	1	5			1				22:54
25	BEZJAK Marko	2/3	67			1/2			1/1	3	2							23:04
31	RAZGOR Simon	2/2	100		2/2											1		12:15
32	ZARABEC Miha	7/10	70	1/2	0/1	1/2	4/4	1/1		3	1					1		43:55
44	BOMBAC Dean																	0:00
90	LESJAK Urban																	26:33
	Bench/Team																	
Totals		25/38	66	6/10	3/5	4/8	4/4	3/4	5/7	10	11	1	5	2	8			

Goalkeepers		Total Shots		6m Shots		Wing Shots		9m Shots		7m Shots		Fast Breaks		Breakthroughs	
No.	Name	S/S	%	S/S	%	S/S	%	S/S	%	S/S	%	S/S	%	S/S	%
12	SKOF Gorazd	9/16	56	1/2	50	1/2	50	6/9	67	0/1	0	0/1	0	1/1	100
90	LESJAK Urban	4/16	25	2/4	50	0/4	0	2/4	50	0/1	0	0/1	0	0/2	0
Totals		13/33	39	3/6	50	1/6	17	8/13	62	0/2	0	0/3	0	1/3	33

Team Shots	Goals	Saves	Missed	Post	Blocked	Total	%
6m Shots	6	2		2		10	60
Wing Shots	3			2		5	60
9m Shots	4	3		1		8	50
7m Shots	4				N/A	4	100
Fast Breaks	3		1			4	75
Breakthroughs	5	1		1		7	71
Totals	25	6	1	6		38	66

Number of Attacks: 47, Scoring Efficiency: 53%



Match Team Statistics

Estatística da partida por equipe / Statistiques du match par équipe

Match 25

POL 20 - 25 SLO

(13 - 13) (7 - 12)

Referees: HORACEK Vaclav / NOVOTNY Jiri (CZE)

SLO - Slovenia

Shots Distribution

Players

Goals / Shots

3 BLAGOTINSEK B	7 KAVTICNIK V	8 JANC B	11 DOLENEC J	12 SKOF G	13 CINGESAR D	15 POTEKO V
1/1	1/1					
0/1	1/2 1/1 1/1	1/1	1/2 1/2		1/1	

1-Missed 1-Post

22 GABER M	23 ZORMAN U	25 BEZJAK M	31 RAZGOR S	32 ZARABEC M	44 BOMBAC D	90 LESJAK U
	1/1 0/1	1/1	1/1	2/2 1/1		
		0/1		2/2		
1/1	1/1 1/1	1/1	1/1	2/2		

2-Post


3-Post

Team
Goals / Shots

2/2	3/3	2/3
2/2		2/3
7/10	2/2	5/6

1-Missed 6-Post

Offence



Defence

Goalkeepers
Saves / Shots

0/4	1/3	0/1
2/6	2/2	1/6
4/7	1/1	2/3

12 SKOF G

0/2		
2/4		1/2
4/6	1/1	1/1

90 LESJAK U

0/2	1/2	0/1
0/2	2/2	0/4
0/1		1/2

Legend:	% Efficiency	2Min 2 Minute Suspensions	6m 6 metre Shots	7m 7 metre Shots	9m 9 metre Shots
AS Assists	BS Blocked Shots	BT Breakthroughs	BC Blue Cards	FB Fast Breaks	S/S Saves/Shots
G/S Goals/Shots	N/A Not Applicable	No. Uniform Number	RC Red Cards	S/S Saves/Shots	YC Yellow Cards
ST Steals	TO Turnover	TP Time Played	Wing Wing Shots		



Match Report
Relatório da partida / Rapport du match

Team A										Team B																			
A					GER - Germany					B					EGY - Egypt														
played in					in the hall					on					at					Match Number									
Rio de Janeiro					Future Arena					MON 15 AUG 2016					11:30					8,286		26							
Half-time (30')		A		B		End of playing time		A		B		1st extra time		A		B		2nd extra time		A		B		After penalty throws		A		B	
Number of 7m		A		Team time-out		Full name of players and officials										Team time-out		B		Number of 7m									
3/3		1		25:51		2		44:01		3		55:56		1		25:09		2		36:53		3		53:22		3/6			
No.	Team A					G	YC	2'	RC	BC	No.	Team B					G	YC	2'	RC	BC								
3	GENSHEIMER Uwe					7		1			3	ABOUEBAID Mamdouh Taha							1										
6	LEMKE Finn						1				8	RAMADAN Mohamed Ibrahim					2												
7	WIENCEK Patrick					3		1			9	EISSA Eslam					1												
9	REICHMANN Tobias					6					15	AMER Mohamed					3												
10	WIEDE Fabian					1		1			19	ELBASSIOUNY Mohamed Hesham					1												
12	HEINEVETTER Silvio										20	HASHEM Mohamed Alaa																	
13	PEKELER Hendrik					2		1			24	ELMASRY Ibrahim																	
17	WEINHOLD Steffen					1		1			39	ELDERAA Yehia							1										
19	STROBEL Martin							1			66	ELAHMAR Ahmed					5												
25	HAFNER Kai					6					72	KHALIL Mahmoud																	
33	WOLFF Andreas										88	HENDAWY Karim																	
35	KUHN Julius										89	SHEBIB Mohamed Mamdouh					4	1	1										
47	DISSINGER Christian					3		2			90	MOHAMED Ali Zein					2												
95	DRUX Paul					2		1			91	SANAD Mohammad					7												

Off.A	SIGURDSSON Dagur	1				Off.A	ELSHERBINY Omar				
Off.B	KROMER Axel					Off.B	RAGAB Marwan				
Off.C	STEUER Dr Kurt					Off.C	BAKIR Mohamed				
Off.F	ROTH Reinhold					Off.D	HASSAN Kareem				

A	Signatures of responsables for the teams (Off.A)		B
TP	Remarks of referees / IHF Official		TP

Referees	Signatures		Signatures	
	HANSEN M (DEN)		GJEDING M (DEN)	
Technical Officials				
	TK: HAGEN M (SWE)		SK: TOSI BRANDI M (ITA)	
IHF Official				
	HUELIN T (ESP)			

Number of 7m scored/awarded to team A resp. B, goals (G), yellow cards (YC), red cards (RC), blue cards (BC) and team penalty (TP)



Results
Resultados / Résultats

Match 26

GER 31 - 25 EGY
(15 - 12) (16 - 13)

Referees: HANSEN M (DEN) / GJEDING M (DEN)

GER - Germany

Players		Shots								Punishments			
No.	Name	G/S	%	6m	Wing	9m	7m	FB	BT	YC	2Min	RC	BC
3	GENSHEIMER Uwe	7/9	78		2/3		3/3	2/3			1		
6	LEMKE Finn												
7	WIENCEK Patrick	3/4	75	2/3				1/1			1		
9	REICHMANN Tobias	6/7	86	1/1	2/3			3/3					
10	WIEDE Fabian	1/4	25	0/1	0/1	1/2					1		
12	HEINEVETTER Silvio												
13	PEKELER Hendrik	2/3	67	0/1	1/1			1/1			1		
17	WEINHOLD Steffen	1/1	100						1/1		1		
19	STROBEL Martin										1		
25	HAFNER Kai	6/6	100	1/1		3/3		1/1	1/1				
33	WOLFF Andreas												
35	KUHN Julius												
47	DISSINGER Christian	3/7	43	0/1		2/5			1/1			2	
95	DRUX Paul	2/2	100	1/1					1/1			1	
Bench/Team										1			
Totals		31/43	72	5/9	5/8	6/10	3/3	8/9	4/4	2	9		

Goalkeepers		Saves							
No.	Name	S/S	%	6m	Wing	9m	7m	FB	BT
12	HEINEVETTER Silvio	1/4	25			0/1		1/2	0/1
33	WOLFF Andreas	14/35	40	1/10	0/1	8/11	3/6	2/4	0/3
Totals		15/40	38	1/10	0/2	8/11	3/6	3/7	0/4

EGY - Egypt

Players		Shots								Punishments			
No.	Name	G/S	%	6m	Wing	9m	7m	FB	BT	YC	2Min	RC	BC
3	ABOUEBAID Mamdouh Taha	0/1	0			0/1					1		
8	RAMADAN Mohamed Ibrahim	2/2	100	1/1					1/1				
9	EISSA Eslam	1/3	33	0/1			0/1	1/1					
15	AMER Mohamed	3/4	75	1/1			0/1	1/1	1/1				
19	ELBASSIOUNY Mohamed Hesham	1/1	100				1/1						
20	HASHEM Mohamed Alaa												
24	ELMASRY Ibrahim	0/1	0					0/1					
39	ELDERAA Yehia	0/3	0	0/1		0/2					1		
66	ELAHMAR Ahmed	5/12	42	1/1		2/6		0/2	2/3				
72	KHALIL Mahmoud												
88	HENDAWY Karim												
89	SHEBIB Mohamed Mamdouh	4/4	100	4/4						1	1		
90	MOHAMED Ali Zein	2/10	20	1/3		1/6	0/1						
91	SANAD Mohammad	7/7	100	1/1	2/2		2/2	2/2					
Bench/Team													
Totals		25/48	52	9/13	2/2	3/15	3/6	4/7	4/5	1	3		

Goalkeepers		Saves							
No.	Name	S/S	%	6m	Wing	9m	7m	FB	BT
72	KHALIL Mahmoud	0/1	0				0/1		
88	HENDAWY Karim	9/39	23	4/9	2/7	2/8	0/2	1/9	0/4
Totals		9/40	23	4/9	2/7	2/8	0/3	1/9	0/4

RUNNING SCORE
GER - EGY

1st Half	
REICHMANN T	1 (1') 0
GENSHEIMER U	1 (3') 1 RAMADAN M
GENSHEIMER U	2 (6') 2 RAMADAN M
GENSHEIMER U	3 (6') 2
HAFNER K	3 (8') 3 SHEBIB M
DISSINGER C	4 (8') 3
DISSINGER C	5 (9') 3
DISSINGER C	5 (11') 4 ELAHMAR A
WIENCEK P	6 (11') 4
DISSINGER C	7 (13') 4
DISSINGER C	7 (14') 5 SANAD M
HAFNER K	7 (15') 6 SANAD M
HAFNER K	8 (16') 6
HAFNER K	8 (17') 7 SHEBIB M
GENSHEIMER U	9 (17') 7
WIENCEK P	10 (18') 7
WIENCEK P	10 (18') 8 SANAD M
WIENCEK P	10 (20') 9 ELAHMAR A
WIENCEK P	11 (20') 9
WIENCEK P	11 (21') 10 SHEBIB M
DRUX P	12 (22') 10
DISSINGER C	13 (25') 10
REICHMANN T	14 (27') 10
REICHMANN T	15 (28') 10
REICHMANN T	15 (29') 11 ELBASSIOUNY M
REICHMANN T	15 (30') 12 AMER M

2nd Half	
PEKELER H	16 (31') 12
REICHMANN T	17 (33') 12
REICHMANN T	17 (33') 13 SHEBIB M
WIEDE F	18 (34') 13
WIEDE F	18 (35') 14 SANAD M
DRUX P	19 (36') 14
DRUX P	19 (36') 15 AMER M
HAFNER K	20 (37') 15
HAFNER K	21 (37') 15
HAFNER K	21 (38') 16 MOHAMED A
HAFNER K	21 (39') 17 SANAD M
HAFNER K	21 (41') 18 AMER M
REICHMANN T	22 (43') 18
REICHMANN T	22 (44') 19 MOHAMED A
REICHMANN T	23 (45') 19
WEINHOLD S	24 (46') 19
WEINHOLD S	24 (47') 20 EISSA E
WEINHOLD S	24 (48') 21 ELAHMAR A
GENSHEIMER U	25 (49') 21
GENSHEIMER U	25 (50') 22 ELAHMAR A
HAFNER K	26 (51') 22
PEKELER H	27 (53') 22
GENSHEIMER U	28 (53') 22
GENSHEIMER U	29 (54') 22
GENSHEIMER U	29 (55') 23 ELAHMAR A
GENSHEIMER U	29 (56') 24 SANAD M
GENSHEIMER U	29 (57') 25 SANAD M
GENSHEIMER U	30 (57') 25
HAFNER K	31 (60') 25

Legend:

%	Efficiency	2Min	2 Minute Suspensions	6m	6-metre Shots	7m	7-metre Shots
9m	9-metre Shots	BT	Breakthroughs	BC	Blue Cards	FB	Fast Breaks
G/S	Goals/Shots	No.	Uniform Number	RC	Red Cards	S/S	Saves/Shots
Wing	Wing Shots	YC	Yellow Cards				



Match Team Statistics

Estatística da partida por equipe / Statistiques du match par équipe

Match 26

GER 31 - 25 EGY

(15 - 12) (16 - 13)

Referees: HANSEN Mads / GJEDING Martin (DEN)

GER - Germany

Players		Shots								Offence		Defence		Punishments			TP	
No.	Name	G/S	%	6m	Wing	9m	7m	FB	BT	AS	TO	ST	BS	YC	2Min	RC		BC
3	GENSHEIMER Uwe	7/9	78		2/3		3/3	2/3		1	1				1			55:35
6	LEMKE Finn									2			3	1				26:41
7	WIENCEK Patrick	3/4	75	2/3				1/1		1					1			18:24
9	REICHMANN Tobias	6/7	86	1/1	2/3			3/3		2	1							55:56
10	WIEDE Fabian	1/4	25	0/1	0/1	1/2				1	2				1			30:50
12	HEINEVETTER Silvio																	4:39
13	PEKELER Hendrik	2/3	67	0/1	1/1			1/1		2					1			44:10
17	WEINHOLD Steffen	1/1	100						1/1	3	2				1			30:00
19	STROBEL Martin														1			13:00
25	HAFNER Kai	6/6	100	1/1		3/3		1/1	1/1		2							18:00
33	WOLFF Andreas									1								49:17
35	KUHN Julius																	3:19
47	DISSINGER Christian	3/7	43	0/1		2/5			1/1	5	1				2			41:12
95	DRUX Paul	2/2	100	1/1					1/1		2				1			28:57
Bench/Team														1				
Totals		31/43	72	5/9	5/8	6/10	3/3	8/9	4/4	18	11		3	2	9			

Goalkeepers		Total Shots		6m Shots		Wing Shots		9m Shots		7m Shots		Fast Breaks		Breakthroughs	
No.	Name	S/S	%	S/S	%	S/S	%	S/S	%	S/S	%	S/S	%	S/S	%
12	HEINEVETTER Silvio	1/4	25			0/1	0					1/2	50	0/1	0
33	WOLFF Andreas	14/35	40	1/10	10	0/1	0	8/11	73	3/6	50	2/4	50	0/3	0
Totals		15/40	38	1/10	10	0/2	0	8/11	73	3/6	50	3/7	43	0/4	0

Team Shots	Goals	Saves	Missed	Post	Blocked	Total	%
6m Shots	5	4				9	56
Wing Shots	5	2		1		8	63
9m Shots	6	2	1	1		10	60
7m Shots	3				N/A	3	100
Fast Breaks	8	1				9	89
Breakthroughs	4					4	100
Totals	31	9	1	2		43	72

Number of Attacks: 52, Scoring Efficiency: 60%



Match Team Statistics

Estatística da partida por equipe / Statistiques du match par équipe

Match 26

GER 31 - 25 EGY

(15 - 12) (16 - 13)

Referees: HANSEN Mads / GJEDING Martin (DEN)

GER - Germany

Shots Distribution

Players

Goals / Shots

3 GENSHEIMER U	6 LEMKE F	7 WIENCEK P	9 REICHMANN T	10 WIEDE F	12 HEINEVETTER S	13 PEKELER H
1/1		1/1 0/1	2/3 1/1	0/1 1/1		
				0/1 0/1		
1/1 1/1 2/2		1/1				2/2 0/1

1-Post

17 WEINHOLD S	19 STROBEL M	25 HAFNER K	33 WOLFF A	35 KUHN J	47 DISSINGER C	95 DRUX P
		1/1 1/1			1/1 0/1	
		1/1			2/2 0/1	1/1
		2/2 1/1				1/1

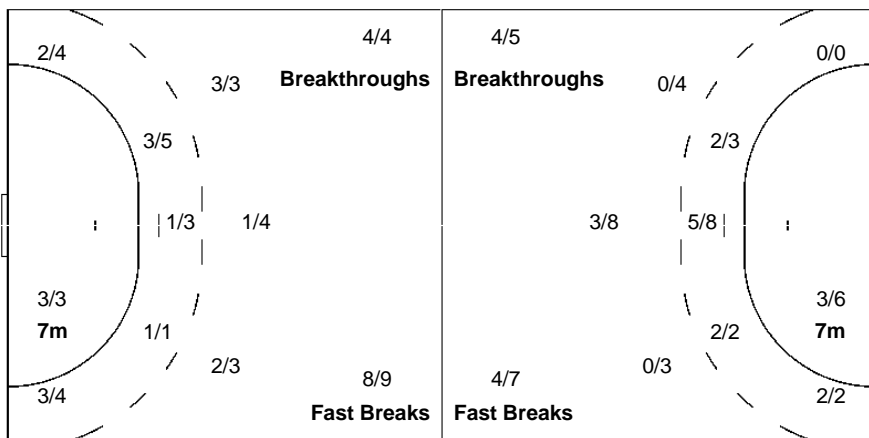
1-Missed 1-Post

Team
Goals / Shots

3/4	2/4	4/4
2/2	0/1	5/8
7/7	4/5	4/5

1-Missed 2-Post

Offence



Goalkeepers
Saves / Shots

0/5	1/6	2/3
4/6	1/1	
2/5	2/9	3/5

12 HEINEVETTER S

0/1		
1/2		
	0/1	

33 WOLFF A

0/4	1/6	2/3
3/4	1/1	
2/5	2/7	3/5



Match Team Statistics

Estatística da partida por equipe / Statistiques du match par équipe

Match 26

GER 31 - 25 EGY

(15 - 12) (16 - 13)

Referees: HANSEN Mads / GJEDING Martin (DEN)

EGY - Egypt

Players		Shots								Offence		Defence		Punishments			TP	
No.	Name	G/S	%	6m	Wing	9m	7m	FB	BT	AS	TO	ST	BS	YC	2Min	RC		BC
3	ABOUEBAID Mamdouh Taha	0/1	0			0/1									1			16:09
8	RAMADAN Mohamed Ibrahim	2/2	100	1/1					1/1	1	2							40:49
9	EISSA Eslam	1/3	33	0/1			0/1	1/1			1							31:43
15	AMER Mohamed	3/4	75	1/1			0/1	1/1	1/1	1	1							18:31
19	ELBASSIOUNY Mohamed Hesham	1/1	100				1/1			1								31:28
20	HASHEM Mohamed Alaa										2							15:21
24	ELMASRY Ibrahim	0/1	0					0/1				1						25:42
39	ELDERAA Yehia	0/3	0	0/1		0/2						1			1			13:59
66	ELAHMAR Ahmed	5/12	42	1/1		2/6		0/2	2/3	2		1						31:59
72	KHALIL Mahmoud																	0:26
88	HENDAWY Karim										1							59:13
89	SHEBIB Mohamed Mamdouh	4/4	100	4/4						2	1			1	1			42:58
90	MOHAMED Ali Zein	2/10	20	1/3		1/6	0/1			4	1							46:01
91	SANAD Mohammad	7/7	100	1/1	2/2		2/2	2/2			1							45:41
Bench/Team																		
Totals		25/48	52	9/13	2/2	3/15	3/6	4/7	4/5	11	10	3		1	3			

Goalkeepers		Total Shots		6m Shots		Wing Shots		9m Shots		7m Shots		Fast Breaks		Breakthroughs	
No.	Name	S/S	%	S/S	%	S/S	%	S/S	%	S/S	%	S/S	%	S/S	%
72	KHALIL Mahmoud	0/1	0							0/1	0				
88	HENDAWY Karim	9/39	23	4/9	44	2/7	29	2/8	25	0/2	0	1/9	11	0/4	0
Totals		9/40	23	4/9	44	2/7	29	2/8	25	0/3	0	1/9	11	0/4	0

Team Shots	Goals	Saves	Missed	Post	Blocked	Total	%
6m Shots	9	1	2		1	13	69
Wing Shots	2					2	100
9m Shots	3	8	2		2	15	20
7m Shots	3	3			N/A	6	50
Fast Breaks	4	3				7	57
Breakthroughs	4		1			5	80
Totals	25	15	5		3	48	52

Number of Attacks: 51, Scoring Efficiency: 49%



Match Team Statistics

Estatística da partida por equipe / Statistiques du match par équipe

Match 26

GER 31 - 25 EGY

(15 - 12) (16 - 13)

Referees: HANSEN Mads / GJEDING Martin (DEN)

EGY - Egypt

Shots Distribution

Players

Goals / Shots

3 ABOUEBAID M	8 RAMADAN M	9 EISSA E	15 AMER M	19 ELBASSIOUNY M	20 HASHEM M	24 ELMASRY I
0/1	1/1		1/1 1/1			0/1
		1/1	0/1			
	1/1	0/1	1/1	1/1		

1-Missed

39 ELDERAA Y	66 ELAHMAR A	72 KHALIL M	88 HENDAWY K	89 SHEBIB M	90 MOHAMED A	91 SANAD M
	1/1 1/1 1/2			1/1 2/2		1/1 1/1
	1/2				0/2 0/1	
0/1	1/1 0/1 0/2			1/1	0/1 2/3	4/4 1/1

1-Missed

1-Blocked 1-Missed

1-Blocked

2-Missed

1-Blocked

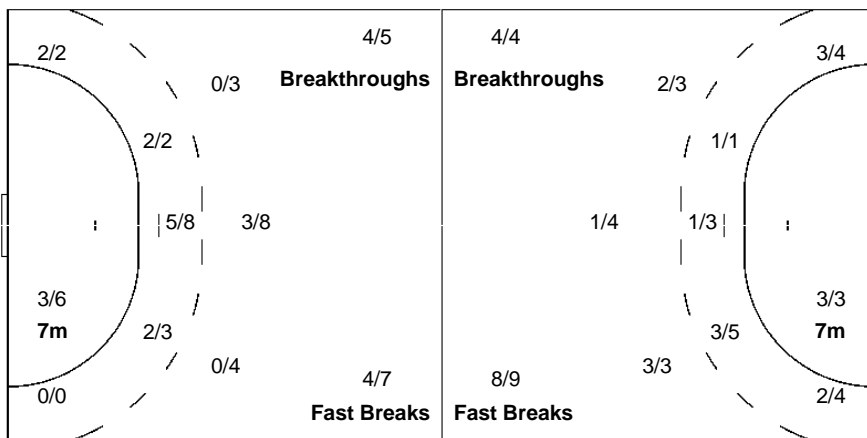
Team
Goals / Shots

5/5	5/6	1/3
2/6	0/1	
3/5	7/9	2/5

5-Missed

3-Blocked

Offence



Goalkeepers
Saves / Shots

1/4	2/4	0/4
0/2	1/1	3/8
0/7	1/5	1/5

72 KHALIL M

	0/1	

88 HENDAWY K

1/4	2/4	0/4
0/2	1/1	3/8
0/7	1/4	1/5

Legend:	% Efficiency	2Min 2 Minute Suspensions	6m 6 metre Shots	7m 7 metre Shots	9m 9 metre Shots
AS Assists	BS Blocked Shots	BT Breakthroughs	BC Blue Cards	FB Fast Breaks	S/S Saves/Shots
G/S Goals/Shots	N/A Not Applicable	No. Uniform Number	RC Red Cards	S/S Saves/Shots	YC Yellow Cards
ST Steals	TO Turnover	TP Time Played	Wing Wing Shots		



Match Report

Relatório da partida / Rapport du match

Team A										Team B																						
A					FRA - France					B					DEN - Denmark																	
played in					in the hall					on					at					Match Number												
Rio de Janeiro					Future Arena					MON 15 AUG 2016					14:40					7,847		27										
Half-time (30')		A		B		End of playing time			A		B		1st extra time			A		B		2nd extra time			A		B		After penalty throws		A		B	
		17		16					33		30																					
Number of 7m		A		Team time-out			Full name of players and officials										Team time-out			B		Number of 7m										
		1/2		1 26:29 2 54:51 3													1 13:39 2 54:02 3			3/3												
No.	Team A						G	YC	2'	RC	BC	No.	Team B						G	YC	2'	RC	BC									
8	NARCISSE Daniel						8					1	LANDIN JACOBSEN Niklas																			
12	GERARD Vincent											3	CHRISTIANSEN Mads						1		1											
13	KARABATIC Nikola						1					5	MENSAH LARSEN Mads																			
14	MAHE Kentin						9					6	MORTENSEN Casper						5													
15	GREBILLE Mathieu											15	NODDESBO Jesper						1													
16	OMEYER Thierry											16	GREEN KREJBERG Jannick																			
17	N'GUESSAN Timothee						2					17	SVAN Lasse						6													
19	ABALO Luc											19	TOFT HANSEN Rene							1	1											
20	SORHAINDO Cedric						1	1				21	MOLLGAARD JENSEN Henrik						2	1	1											
21	GUIGOU Michael											22	SONDERGAARD Kasper																			
22	KARABATIC Luka						3	1				23	TOFT HANSEN Henrik						1	1	1											
23	FABREGAS Ludovic						1		1			24	HANSEN Mikkel						8		1											
27	DIPANDA Adrien						2		2			25	OLSEN Morten						5													
28	PORTE Valentin						6					27	DAMGAARD NIELSEN Michael						1													

Off.A	ONESTA Claude					Off.A	GUDMUNDSSON Gudmundur				
Off.B	DINART Didier					Off.B	KRONBORG Henrik				
Off.C	SEBASTIEN Pierre					Off.C	JOHANSEN Kai				
Off.D	MABIRE Jean-Christophe					Off.D	POULSEN Peter				

A	Signatures of responsables for the teams (Off.A)										B
TP	Remarks of referees / IHF Official										TP

Referees		Signatures		Signatures
	LAH B (SLO)		SOK D (SLO)	
Technical Officials				
	TK: REISINGER G (AUT)		SK: SICHELSCHMIDT P (GER)	
IHF Official				
	NACHEVSKI D (MKD)			

Number of 7m scored/awarded to team A resp. B, goals (G), yellow cards (YC), red cards (RC), blue cards (BC) and team penalty (TP)



Results

Resultados / Résultats

Match 27

FRA 33 - 30 DEN

(17 - 16) (16 - 14)

Referees: LAH B (SLO) / SOK D (SLO)

FRA - France

Players		Shots								Punishments			
No.	Name	G/S	%	6m	Wing	9m	7m	FB	BT	YC	2Min	RC	BC
8	NARCISSE Daniel	8/8	100	2/2		4/4							
12	GERARD Vincent	0/1	0			0/1							
13	KARABATIC Nikola	1/1	100					1/1					
14	MAHE Kentin	9/13	69	2/2	2/2	1/3	1/2	3/4					
15	GREBILLE Mathieu	0/2	0			0/2							
16	OMEYER Thierry												
17	N'GUESSAN Timothy	2/5	40			2/4			0/1				
19	ABALO Luc												
20	SORHAINDO Cedric	1/1	100	1/1									
21	GUIGOU Michael									1			
22	KARABATIC Luka	3/3	100	3/3						1			
23	FABREGAS Ludovic	1/2	50	1/2								1	
27	DIPANDA Adrien	2/4	50	1/2		0/1			1/1			2	
28	PORTE Valentin	6/7	86	1/2	2/2	1/1		2/2					
Bench/Team													
Totals		33/47	70	11/14	4/4	8/16	1/2	6/7	3/4	2	3		

Goalkeepers		Saves							
No.	Name	S/S	%	6m	Wing	9m	7m	FB	BT
12	GERARD Vincent	5/29	17	0/3	1/7	4/12	0/3	0/2	0/2
16	OMEYER Thierry	2/8	25	0/1	2/4	0/2			0/1
Totals		7/37	19	0/4	3/11	4/14	0/3	0/2	0/3

DEN - Denmark

Players		Shots								Punishments			
No.	Name	G/S	%	6m	Wing	9m	7m	FB	BT	YC	2Min	RC	BC
1	LANDIN JACOBSEN Niklas												
3	CHRISTIANSEN Mads	1/2	50			1/2						1	
5	MENSAH LARSEN Mads												
6	MORTENSEN Casper	5/5	100	1/1	3/3			1/1					
15	NODDESBO Jesper	1/1	100	1/1									
16	GREEN KREJBERG Jannick												
17	SVAN Lasse	6/9	67		5/8			1/1					
19	TOFT HANSEN Rene												
21	MOLLGAARD JENSEN Henrik	2/3	67			2/3				1	1		
22	SONDERGAARD Kasper												
23	TOFT HANSEN Henrik	1/1	100	1/1						1	1		
24	HANSEN Mikkel	8/10	80			3/5	3/3		2/2			1	
25	OLSEN Morten	5/7	71	1/1		4/6							
27	DAMGAARD NIELSEN Michael	1/3	33			0/2			1/1				
Bench/Team													
Totals		30/41	73	4/4	8/11	10/18	3/3	2/2	3/3	3	5		

Goalkeepers		Saves							
No.	Name	S/S	%	6m	Wing	9m	7m	FB	BT
1	LANDIN JACOBSEN Niklas	4/10	40	2/4	0/1	1/1		1/3	0/1
16	GREEN KREJBERG Jannick	6/33	18	0/9	0/3	4/12	1/2	0/4	1/3
Totals		10/43	23	2/13	0/4	5/13	1/2	1/7	1/4

RUNNING SCORE

FRA - DEN	
1st Half	
	0 (2) 1 CHRISTIANSEN M
	0 (4) 2 HANSEN M
DIPANDA A	1 (4) 2
	1 (5) 3 HANSEN M
MAHE K	2 (7) 3
	2 (7) 4 MORTENSEN C
MAHE K	3 (8) 4
	3 (9) 5 OLSEN M
PORTE V	4 (9) 5
MAHE K	5 (10) 5
PORTE V	6 (11) 5
N'GUESSAN T	7 (13) 5
	7 (13) 6 SVAN L
NARCISSE D	8 (14) 6
MAHE K	9 (14) 6
	9 (15) 7 MORTENSEN C
N'GUESSAN T	10 (16) 7
	10 (16) 8 MOLLGAARD JENSEN H
	10 (18) 9 HANSEN M
NARCISSE D	11 (19) 9
	11 (20) 10 SVAN L
PORTE V	12 (21) 10
	12 (22) 11 NODDESBO J
FABREGAS L	13 (23) 11
MAHE K	14 (23) 11
	14 (24) 12 SVAN L
NARCISSE D	15 (25) 12
	15 (25) 13 OLSEN M
NARCISSE D	16 (27) 13
	16 (29) 14 OLSEN M
	16 (29) 15 MORTENSEN C
SORHAINDO C	17 (30) 15
	17 (30) 16 OLSEN M
2nd Half	
	17 (31) 17 MORTENSEN C
NARCISSE D	18 (32) 17
	18 (32) 18 HANSEN M
	18 (33) 19 HANSEN M
	18 (34) 20 SVAN L
	18 (35) 21 MORTENSEN C
	18 (36) 22 HANSEN M
KARABATIC L	19 (36) 22
NARCISSE D	20 (38) 22
DIPANDA A	21 (39) 22
	21 (40) 23 HANSEN M
NARCISSE D	22 (41) 23
	22 (42) 24 OLSEN M
KARABATIC L	23 (43) 24
KARABATIC L	24 (44) 24
MAHE K	25 (45) 24
	25 (46) 25 TOFT HANSEN H
PORTE V	26 (46) 25
PORTE V	27 (47) 25
	27 (47) 26 SVAN L
MAHE K	28 (48) 26
PORTE V	29 (49) 26
	29 (51) 27 HANSEN M
MAHE K	30 (51) 27
	30 (52) 28 SVAN L
KARABATIC N	31 (54) 28
MAHE K	32 (56) 28
	32 (57) 29 MOLLGAARD JENSEN H
	32 (59) 30 DAMGAARD NIELSEN M
NARCISSE D	33 (59) 30

Legend:							
%	Efficiency	2Min	2 Minute Suspensions	6m	6-metre Shots	7m	7-metre Shots
9m	9-metre Shots	BT	Breakthroughs	BC	Blue Cards	FB	Fast Breaks
G/S	Goals/Shots	No.	Uniform Number	RC	Red Cards	S/S	Saves/Shots
Wing	Wing Shots	YC	Yellow Cards				



Match Team Statistics

Estatística da partida por equipe / Statistiques du match par équipe

Match 27

FRA 33 - 30 DEN

(17 - 16) (16 - 14)

Referees: LAH Bojan / SOK David (SLO)

FRA - France

Players		Shots								Offence		Defence		Punishments			TP	
No.	Name	G/S	%	6m	Wing	9m	7m	FB	BT	AS	TO	ST	BS	YC	2Min	RC		BC
8	NARCISSE Daniel	8/8	100	2/2		4/4			2/2	3	2							31:25
12	GERARD Vincent	0/1	0			0/1				1								40:27
13	KARABATIC Nikola	1/1	100					1/1		1	1	1	1					18:15
14	MAHE Kentin	9/13	69	2/2	2/2	1/3	1/2	3/4		1								59:19
15	GREBILLE Mathieu	0/2	0			0/2												11:24
16	OMEYER Thierry																	16:55
17	N'GUESSAN Timothy	2/5	40			2/4			0/1	1	1							31:58
19	ABALO Luc																	0:00
20	SORHAINDO Cedric	1/1	100	1/1									1	1				25:55
21	GUIGOU Michael																	0:00
22	KARABATIC Luka	3/3	100	3/3						2	3	1		1				56:01
23	FABREGAS Ludovic	1/2	50	1/2						3			1			1		11:41
27	DIPANDA Adrien	2/4	50	1/2		0/1			1/1	2	4					2		57:04
28	PORTE Valentin	6/7	86	1/2	2/2	1/1		2/2				1						59:36
Bench/Team																		
Totals		33/47	70	11/14	4/4	8/16	1/2	6/7	3/4	14	11	3	3	2	3			

Goalkeepers		Total Shots		6m Shots		Wing Shots		9m Shots		7m Shots		Fast Breaks		Breakthroughs	
No.	Name	S/S	%	S/S	%	S/S	%	S/S	%	S/S	%	S/S	%	S/S	%
12	GERARD Vincent	5/29	17	0/3	0	1/7	14	4/12	33	0/3	0	0/2	0	0/2	0
16	OMEYER Thierry	2/8	25	0/1	0	2/4	50	0/2	0					0/1	0
Totals		7/37	19	0/4	0	3/11	27	4/14	29	0/3	0	0/2	0	0/3	0

Team Shots	Goals	Saves	Missed	Post	Blocked	Total	%
6m Shots	11	2		1		14	79
Wing Shots	4					4	100
9m Shots	8	5	1		2	16	50
7m Shots	1	1			N/A	2	50
Fast Breaks	6	1				7	86
Breakthroughs	3	1				4	75
Totals	33	10	1	1	2	47	70

Number of Attacks: 56, Scoring Efficiency: 59%



Match Team Statistics

Estatística da partida por equipe / Statistiques du match par équipe

Match 27

FRA 33 - 30 DEN
(17 - 16) (16 - 14)

Referees: LAH Bojan / SOK David (SLO)

FRA - France

Shots Distribution

Players

Goals / Shots

8 NARCISSE D			12 GERARD V			13 KARABATIC N			14 MAHE K			15 GREBILLE M			16 OMEYER T			17 N'GUESSAN T		
1/1	1/1	3/3								0/1	1/1	0/1							0/1	1/1
1/1											1/3									
2/2						1/1			1/1	1/2	5/5			0/1				1/1		0/1

1-Missed

1-Blocked

19 ABALO L			20 SORHAINDO C			21 GUIGOU M			22 KARABATIC L			23 FABREGAS L			27 DIPANDA A			28 PORTE V		
									2/2									1/1	1/1	
									1/1											2/2
			1/1						1/1			1/1	0/1		1/1	1/1		0/1		2/2


1-Post 1-Blocked

Team
Goals / Shots

2/3	2/4	5/5
3/3		3/5
7/8	4/5	7/10

1-Missed 1-Post 2-Blocked

Offence



Goalkeepers
Saves / Shots

0/4	0/1	0/5
0/1		1/1
1/11	1/3	4/11

12 GERARD V

0/4	0/1	0/5
0/1		
1/9	1/3	3/6

16 OMEYER T

		1/1
0/2		1/5



Match Team Statistics

Estatística da partida por equipe / Statistiques du match par équipe

Match 27

FRA 33 - 30 DEN

(17 - 16) (16 - 14)

Referees: LAH Bojan / SOK David (SLO)

DEN - Denmark

Players		Shots								Offence		Defence		Punishments			TP	
No.	Name	G/S	%	6m	Wing	9m	7m	FB	BT	AS	TO	ST	BS	YC	2Min	RC		BC
1	LANDIN JACOBSEN Niklas																	11:15
3	CHRISTIANSEN Mads	1/2	50			1/2					1				1			32:32
5	MENSAH LARSEN Mads										2							22:34
6	MORTENSEN Casper	5/5	100	1/1	3/3			1/1			1	2						59:43
15	NODDESBO Jesper	1/1	100	1/1							1							29:03
16	GREEN KREJBERG Jannick									1								37:52
17	SVAN Lasse	6/9	67		5/8			1/1			1							54:50
19	TOFT HANSEN Rene													1	1			31:14
21	MOLLGAARD JENSEN Henrik	2/3	67			2/3					1		1	1	1			15:52
22	SONDERGAARD Kasper									5	4							11:14
23	TOFT HANSEN Henrik	1/1	100	1/1						2				1	1			43:48
24	HANSEN Mikkel	8/10	80			3/5	3/3		2/2	2	2		1			1		36:48
25	OLSEN Morten	5/7	71	1/1		4/6				2	3							25:45
27	DAMGAARD NIELSEN Michael	1/3	33			0/2			1/1	1	1							7:30
Bench/Team																		
Totals		30/41	73	4/4	8/11	10/18	3/3	2/2	3/3	13	17	2	2	3	5			

Goalkeepers		Total Shots		6m Shots		Wing Shots		9m Shots		7m Shots		Fast Breaks		Breakthroughs	
No.	Name	S/S	%	S/S	%	S/S	%	S/S	%	S/S	%	S/S	%	S/S	%
1	LANDIN JACOBSEN Niklas	4/10	40	2/4	50	0/1	0	1/1	100			1/3	33	0/1	0
16	GREEN KREJBERG Jannick	6/33	18	0/9	0	0/3	0	4/12	33	1/2	50	0/4	0	1/3	33
Totals		10/43	23	2/13	15	0/4	0	5/13	38	1/2	50	1/7	14	1/4	25

Team Shots	Goals	Saves	Missed	Post	Blocked	Total	%
6m Shots	4					4	100
Wing Shots	8	3				11	73
9m Shots	10	4	1		3	18	56
7m Shots	3				N/A	3	100
Fast Breaks	2					2	100
Breakthroughs	3					3	100
Totals	30	7	1		3	41	73

Number of Attacks: 56, Scoring Efficiency: 54%



Match Team Statistics

Estatística da partida por equipe / Statistiques du match par équipe

Match 27

FRA 33 - 30 DEN

(17 - 16) (16 - 14)

Referees: LAH Bojan / SOK David (SLO)

DEN - Denmark

Shots Distribution

Players

Goals / Shots

1 LANDIN JACOBSEN N	3 CHRISTIANSEN M	5 MENSAB LARSEN M	6 MORTENSEN C	15 NODDESBO J	16 GREEN KREJBERG J	17 SVAN L
	1/1					
						0/1
		0/1				
			2/2 1/1 1/1			3/3 1/1 2/4

19 TOFT HANSEN R	21 MOLLGAARD JENSEN H	22 SONDERGAARD K	23 TOFT HANSEN H	24 HANSEN M	25 OLSEN M	27 DAMGAARD NIELSEN M
	1/1			3/3 2/2		
					1/1	
		1/1		2/2 1/2	2/2	
			1/1			0/1 0/1 1/1

1-Blocked

1-Missed


2-Blocked

Team
Goals / Shots

4/4	1/1	5/5
1/1		0/1
10/11	2/3	7/11

1-Missed 3-Blocked

Offence



Goalkeepers
Saves / Shots

1/3	2/4	0/5
0/3		2/5
1/8	1/5	3/10

1 LANDIN JACOBSEN N

0/1		
		1/2
1/3	1/2	1/2

16 GREEN KREJBERG J

1/2	2/4	0/5
0/3		1/3
0/5	0/3	2/8

Legend:	% Efficiency	2Min 2 Minute Suspensions	6m 6 metre Shots	7m 7 metre Shots	9m 9 metre Shots
AS Assists	BS Blocked Shots	BT Breakthroughs	BC Blue Cards	FB Fast Breaks	S/S Saves/Shots
G/S Goals/Shots	N/A Not Applicable	No. Uniform Number	RC Red Cards	S/S Saves/Shots	YC Yellow Cards
ST Steals	TO Turnover	TP Time Played	Wing Wing Shots		



Match Report
Relatório da partida / Rapport du match

Team A										Team B																						
A					SWE - Sweden					B					BRA - Brazil																	
played in					in the hall					on					at					Spectators		Match Number										
Rio de Janeiro					Future Arena					MON 15 AUG 2016					16:40					9,406		28										
Half-time (30')		A		B		End of playing time			A		B		1st extra time			A		B		2nd extra time			A		B		After penalty throws		A		B	
Number of 7m		A		Team time-out			Full name of players and officials										Team time-out			B		Number of 7m										
2/2		1		20:59		2		41:55		3		1		10:14		2		50:36		3		1/1										
No.	Team A						G	YC	2'	RC	BC	No.	Team B						G	YC	2'	RC	BC									
1	ANDERSSON Mattias											1	dos SANTOS Maik						1													
3	GOTTFRIDSSON Jim						5					2	TEIXEIRA Henrique						1													
5	ANDERSSON Kim						5	1				4	da SILVA Joao							1												
9	TOLLBRING Jerry						3					9	CANDIDO Lucas						1													
11	NILSSON Lukas											10	de TOLEDO Jose Guilherme						4		1											
13	STENBACKEN Jonathan											13	HUBNER Diogo Kent						1													
18	KARLSSON Tobias							1	2			14	dos SANTOS Thiagus								1											
20	APPELGREN Mikael											17	POZZER Alexandro						2													
23	LAGERGREN Albin											19	CHIUFFA Fabio						3													
24	PETERSEN Fredrik						2					26	dos SANTOS GUIMARAES Oswaldo																			
28	STENMALM Philip						6	1	1			28	SANTOS Leonardo						1	1												
32	ZACHRISSON Mattias						5					33	SOARES Andre						2		1											
35	NILSSON Andreas						3		1			37	LANGARO Haniel						3													
36	NIELSEN Jesper						1					89	ALMEIDA Cesar Augusto																			

Off.A	LINDGREN Ola					Off.A	RIBERA ROMANS Jordi				
Off.B	OLSSON Staffan	1				Off.B	SILVA Washington				
Off.C	SIGURDSSON Ulf					Off.C	TURISCO Luiz Antonio				
Off.D	DAHLBERG Inge					Off.D	BARBOSA Gustavo				

A	Signatures of responsables for the teams (Off.A)		B
TP	Remarks of referees / IHF Official		TP

Referees	SANTOS D (POR)	Signatures	FONSECA R (POR)	Signatures
Technical Officials	TK: ADJEMIAN T (ARG)		SK: ALMARZOOQI O (UAE)	
IHF Official	OIE SO (NOR)			

Number of 7m scored/awarded to team A resp. B, goals (G), yellow cards (YC), red cards (RC), blue cards (BC) and team penalty (TP)



Results
Resultados / Résultats

Match 28

SWE 30 - 19 BRA
(16 - 10) (14 - 9)

Referees: SANTOS D (POR) / FONSECA R (POR)

SWE - Sweden

Players		Shots								Punishments			
No.	Name	G/S	%	6m	Wing	9m	7m	FB	BT	YC	2Min	RC	BC
1	ANDERSSON Mattias												
3	GOTTFRIDSSON Jim	5/7	71	1/1		3/5			1/1				
5	ANDERSSON Kim	5/7	71			4/6		1/1		1			
9	TOLLBRING Jerry	3/4	75			0/1	2/2	1/1					
11	NILSSON Lukas	0/1	0			0/1							
13	STENBACKEN Jonathan												
18	KARLSSON Tobias									1	2		
20	APPELGREN Mikael												
23	LAGERGREN Albin	0/1	0			0/1							
24	PETERSEN Fredrik	2/3	67	1/1		0/1		1/1					
28	STENMALM Philip	6/9	67	1/1		3/6			2/2	1	1		
32	ZACHRISSON Mattias	5/6	83	1/1	1/2			3/3					
35	NILSSON Andreas	3/6	50	3/6							1		
36	NIELSEN Jesper	1/1	100	1/1									
	Bench/Team									1			
	Totals	30/45	67	8/11	1/2	10/21	2/2	6/6	3/3	4	4		

Goalkeepers		Saves							
No.	Name	S/S	%	6m	Wing	9m	7m	FB	BT
1	ANDERSSON Mattias								
20	APPELGREN Mikael	12/29	41	1/4	2/7	7/11	0/1	1/4	1/2
	Totals	14/33	42	1/4	4/9	7/11	0/1	1/6	1/2

BRA - Brazil

Players		Shots								Punishments			
No.	Name	G/S	%	6m	Wing	9m	7m	FB	BT	YC	2Min	RC	BC
1	dos SANTOS Maik	1/2	50			1/2							
2	TEIXEIRA Henrique	1/1	100				1/1						
4	da SILVA Joao									1			
9	CANDIDO Lucas	1/2	50		1/2								
10	de TOLEDO Jose Guilherme	4/9	44			3/7		1/2			1		
13	HUBNER Diogo Kent	1/3	33	1/2	0/1								
14	dos SANTOS Thiagus	0/1	0			0/1					1		
17	POZZER Alexandro	2/2	100	2/2									
19	CHIUFFA Fabio	3/5	60		2/4			1/1					
26	dos SANTOS GUIMARAES Oswaldo	0/5	0			0/4		0/1					
28	SANTOS Leonardo	1/4	25			0/3		1/1		1			
33	SOARES Andre	2/2	100		2/2						1		
37	LANGARO Haniel	3/9	33			0/6		2/2	1/1				
89	ALMEIDA Cesar Augusto												
	Bench/Team												
	Totals	19/45	42	3/4	5/9	4/23	1/1	5/6	1/2	2	3		

Goalkeepers		Saves							
No.	Name	S/S	%	6m	Wing	9m	7m	FB	BT
1	dos SANTOS Maik	5/19	26	2/5		3/7	0/2	0/4	0/1
89	ALMEIDA Cesar Augusto	2/17	12	0/5	0/1	2/7		0/2	0/2
	Totals	7/37	19	2/10	0/1	5/15	0/2	0/6	0/3

RUNNING SCORE
SWE - BRA

1st Half

0 (1) 1	SANTOS L
1 (3) 1	NIELSEN J
1 (5) 2	de TOLEDO JG
2 (5) 2	STENMALM P
3 (7) 2	GOTTFRIDSSON J
4 (10) 2	PETERSEN F
5 (11) 2	STENMALM P
6 (12) 2	NILSSON A
7 (13) 2	GOTTFRIDSSON J
8 (14) 2	STENMALM P
8 (15) 3	HUBNER DK
9 (15) 3	ANDERSSON K
9 (15) 4	SOARES A
9 (17) 5	TEIXEIRA H
10 (19) 5	ZACHRISSON M
11 (20) 5	ANDERSSON K
11 (20) 6	de TOLEDO JG
11 (21) 7	de TOLEDO JG
12 (22) 7	GOTTFRIDSSON J
12 (23) 8	POZZER A
13 (24) 8	PETERSEN F
13 (25) 9	de TOLEDO JG
14 (25) 9	STENMALM P
15 (26) 9	STENMALM P
16 (27) 9	NILSSON A
16 (29) 10	CANDIDO L

2nd Half

17 (33) 10	TOLLBRING J
17 (37) 11	LANGARO H
18 (39) 12	dos SANTOS M
19 (40) 12	ZACHRISSON M
19 (41) 13	CHIUFFA F
19 (42) 14	CHIUFFA F
19 (44) 15	LANGARO H
19 (45) 16	LANGARO H
20 (46) 16	TOLLBRING J
20 (47) 17	CHIUFFA F
21 (48) 17	ANDERSSON K
22 (49) 17	TOLLBRING J
23 (50) 17	NILSSON A
24 (51) 17	ZACHRISSON M
25 (52) 17	ZACHRISSON M
25 (52) 18	POZZER A
25 (55) 19	SOARES A
26 (55) 19	GOTTFRIDSSON J
27 (56) 19	ANDERSSON K
28 (58) 19	STENMALM P
29 (59) 19	ZACHRISSON M
30 (60) 19	GOTTFRIDSSON J

Legend:

%	Efficiency	2Min	2 Minute Suspensions	6m	6-metre Shots	7m	7-metre Shots
9m	9-metre Shots	BT	Breakthroughs	BC	Blue Cards	FB	Fast Breaks
G/S	Goals/Shots	No.	Uniform Number	RC	Red Cards	S/S	Saves/Shots
Wing	Wing Shots	YC	Yellow Cards				



Match Team Statistics

Estatística da partida por equipe / Statistiques du match par équipe

Match 28

SWE 30 - 19 BRA

(16 - 10) (14 - 9)

Referees: SANTOS Duarte / FONSECA Ricardo (POR)

SWE - Sweden

Players		Shots								Offence		Defence		Punishments			TP	
No.	Name	G/S	%	6m	Wing	9m	7m	FB	BT	AS	TO	ST	BS	YC	2Min	RC		BC
1	ANDERSSON Mattias																	0:00
3	GOTTFRIDSSON Jim	5/7	71	1/1		3/5			1/1	2	3	1						30:15
5	ANDERSSON Kim	5/7	71			4/6		1/1		4	4			1				45:40
9	TOLLBRING Jerry	3/4	75			0/1	2/2	1/1										23:22
11	NILSSON Lukas	0/1	0			0/1												3:24
13	STENBACKEN Jonathan									2		1						25:20
18	KARLSSON Tobias												2	1	2			33:44
20	APPELGREN Mikael																	50:38
23	LAGERGREN Albin	0/1	0			0/1				2	1		1					19:09
24	PETERSEN Fredrik	2/3	67	1/1		0/1		1/1										30:00
28	STENMALM Philip	6/9	67	1/1		3/6			2/2	1	3	1	3	1	1			57:32
32	ZACHRISSON Mattias	5/6	83	1/1	1/2			3/3		1	4	1						51:46
35	NILSSON Andreas	3/6	50	3/6							2		1		1			39:07
36	NIELSEN Jesper	1/1	100	1/1														10:03
Bench/Team														1				
Totals		30/45	67	8/11	1/2	10/21	2/2	6/6	3/3	12	17	4	7	4	4			

Goalkeepers		Total Shots		6m Shots		Wing Shots		9m Shots		7m Shots		Fast Breaks		Breakthroughs	
No.	Name	S/S	%	S/S	%	S/S	%	S/S	%	S/S	%	S/S	%	S/S	%
1	ANDERSSON Mattias														
20	APPELGREN Mikael	12/29	41	1/4	25	2/7	29	7/11	64	0/1	0	1/4	25	1/2	50
Totals		14/33	42	1/4	25	4/9	44	7/11	64	0/1	0	1/6	17	1/2	50

Team Shots	Goals	Saves	Missed	Post	Blocked	Total	%
6m Shots	8	2		1		11	73
Wing Shots	1			1		2	50
9m Shots	10	5	5		1	21	48
7m Shots	2				N/A	2	100
Fast Breaks	6					6	100
Breakthroughs	3					3	100
Totals	30	7	5	2	1	45	67

Number of Attacks: 59, Scoring Efficiency: 51%



Match Team Statistics

Estatística da partida por equipe / Statistiques du match par équipe

Match 28

SWE 30 - 19 BRA

(16 - 10) (14 - 9)

Referees: SANTOS Duarte / FONSECA Ricardo (POR)

SWE - Sweden

Shots Distribution

Players

Goals / Shots


1 ANDERSSON M	3 GOTTFRIDSSON J	5 ANDERSSON K	9 TOLLBRING J	11 NILSSON L	13 STENBACKEN J	18 KARLSSON T
	1/2 1/1 1/1	2/3	1/1			
		1/1	1/1	0/1		
		1/1				
	1-Missed	2/3	1-Missed			

20 APPELGREN M	23 LAGERGREN A	24 PETERSEN F	28 STENMALM P	32 ZACHRISSON M	35 NILSSON A	36 NIELSEN J
			1/1	1/1 2/2	0/1	
			2/2	1/1 1/1	2/3	1/1
	0/1	1/1 1/1	1/1 1/1 1/1		1/1	
		1-Missed	2-Missed 1-Blocked	1-Post	1-Post	

Team
Goals / Shots

4/6	2/3	4/4
2/2	1/1	7/9
4/5	2/3	4/4

5-Missed 2-Post 1-Blocked



Goalkeepers
Saves / Shots

2/2	3/4	2/3
0/2	1/2	1/3
1/5	3/5	1/7

1 ANDERSSON M

20 APPELGREN M

2/2	3/4	2/3
0/2	1/2	0/2
1/4	2/3	1/7



Match Team Statistics

Estatística da partida por equipe / Statistiques du match par équipe

Match 28

SWE 30 - 19 BRA

(16 - 10) (14 - 9)

Referees: SANTOS Duarte / FONSECA Ricardo (POR)

BRA - Brazil

Players		Shots								Offence		Defence		Punishments			TP	
No.	Name	G/S	%	6m	Wing	9m	7m	FB	BT	AS	TO	ST	BS	YC	2Min	RC		BC
1	dos SANTOS Maik	1/2	50			1/2				2								29:13
2	TEIXEIRA Henrique	1/1	100				1/1					1	1					33:32
4	da SILVA Joao										1			1				12:54
9	CANDIDO Lucas	1/2	50		1/2						1							30:00
10	de TOLEDO Jose Guilherme	4/9	44			3/7		1/2		2	1				1			31:54
13	HUBNER Diogo Kent	1/3	33	1/2	0/1					1	3	1						38:12
14	dos SANTOS Thiagus	0/1	0			0/1					2				1			37:23
17	POZZER Alexandro	2/2	100	2/2							3							22:08
19	CHIUFFA Fabio	3/5	60		2/4			1/1										29:55
26	dos SANTOS GUIMARAES Oswaldo	0/5	0			0/4			0/1	5								15:49
28	SANTOS Leonardo	1/4	25			0/3		1/1			2			1				26:54
33	SOARES Andre	2/2	100		2/2						2				1			49:07
37	LANGARO Haniel	3/9	33			0/6		2/2	1/1		3							37:29
89	ALMEIDA Cesar Augusto																	25:30
Bench/Team																		
Totals		19/45	42	3/4	5/9	4/23	1/1	5/6	1/2	10	18	2	1	2	3			

Goalkeepers		Total Shots		6m Shots		Wing Shots		9m Shots		7m Shots		Fast Breaks		Breakthroughs	
No.	Name	S/S	%	S/S	%	S/S	%	S/S	%	S/S	%	S/S	%	S/S	%
1	dos SANTOS Maik	5/19	26	2/5	40			3/7	43	0/2	0	0/4	0	0/1	0
89	ALMEIDA Cesar Augusto	2/17	12	0/5	0	0/1	0	2/7	29			0/2	0	0/2	0
Totals		7/37	19	2/10	20	0/1	0	5/15	33	0/2	0	0/6	0	0/3	0

Team Shots	Goals	Saves	Missed	Post	Blocked	Total	%
6m Shots	3	1				4	75
Wing Shots	5	4				9	56
9m Shots	4	7	4	1	7	23	17
7m Shots	1				N/A	1	100
Fast Breaks	5	1				6	83
Breakthroughs	1	1				2	50
Totals	19	14	4	1	7	45	42

Number of Attacks: 58, Scoring Efficiency: 33%



Match Team Statistics

Estatística da partida por equipe / Statistiques du match par équipe

Match 28

SWE 30 - 19 BRA
(16 - 10) (14 - 9)

Referees: SANTOS Duarte / FONSECA Ricardo (POR)

BRA - Brazil

Shots Distribution

Players

Goals / Shots

1 dos SANTOS M	2 TEIXEIRA H	4 da SILVA J	9 CANDIDO L	10 de TOLEDO JG	13 HUBNER DK	14 dos SANTOS T
1/1				0/1 0/1		
				1/1 1/1		
				1/1 1/1	1/1 0/1	

1-Missed 1-Missed 2-Blocked 1-Missed


17 POZZER A	19 CHIUFFA F	26 dos SANTOS GUIMAR.	28 SANTOS L	33 SOARES A	37 LANGARO H	89 ALMEIDA CA
	0/1	0/2 0/1		1/1 1/1		
	1/1 0/1		0/1 1/1			
1/1 1/1	1/1 1/1	0/1	0/1		1/1 1/1 1/1	

1-Blocked 1-Missed 1-Post 4-Blocked

Team
Goals / Shots

0/2	1/4	1/3
2/2	1/2	2/3
4/5	2/5	6/7

4-Missed 1-Post 7-Blocked



Goalkeepers
Saves / Shots

2/6	1/3	0/4
0/2	0/1	2/9
1/5	1/3	0/4

1 dos SANTOS M

1/3	1/2	0/3
0/2		2/4
0/2	1/1	0/2

89 ALMEIDA CA

1/3	0/1	0/1
	0/1	0/5
1/3	0/1	0/2

Legend:

% Efficiency	2Min 2 Minute Suspensions	6m 6 metre Shots	7m 7 metre Shots	9m 9 metre Shots
AS Assists	BS Blocked Shots	BT Breakthroughs	BC Blue Cards	FB Fast Breaks
G/S Goals/Shots	N/A Not Applicable	No. Uniform Number	RC Red Cards	S/S Saves/Shots
ST Steals	TO Turnover	TP Time Played	Wing Wing Shots	YC Yellow Cards



Match Report
Relatório da partida / Rapport du match

Team A										Team B																						
A					CRO - Croatia					B					TUN - Tunisia																	
played in					in the hall					on					at					Spectators		Match Number										
Rio de Janeiro					Future Arena					MON 15 AUG 2016					19:50					7,228		29										
Half-time (30')		A		B		End of playing time			A		B		1st extra time			A		B		2nd extra time			A		B		After penalty throws		A		B	
		25		10					41		26																					
Number of 7m		A		Team time-out			Full name of players and officials										Team time-out			B		Number of 7m										
0/1		1		2		3												1 4:13		2 15:28		3		1/1								
No.	Team A						G	YC	2'	RC	BC	No.	Team B						G	YC	2'	RC	BC									
1	STEVANOVIC Ivan											1	MISSAOUI Makrem																			
5	DUVNJAK Domagoj						1					4	TOUMI Aymen						2													
7	STEPANCIC Luka						2					6	TEJ Issam																			
8	KOPLJAR Marko						1					8	MAAREF Mohamed Jilani																			
10	GOJUN Jakov						2	1				9	BANNOUR Amine						3													
12	PESIC Ivan											12	MAGGAIZ Marouen																			
13	HORVAT Zlatko						2					13	BHAR Mohamed Ali																			
18	KARACIC Igor						9		2			15	HAJ YOUSSEF Khaled																			
26	STRLEK Manuel						4					21	BOUGHANMI Oussama						7													
27	CUPIC Ivan						5					22	SAIED Sobhi						3													
30	MAMIC Marko						5	1				23	HOSNI Oussama						1													
32	SLISKOVIC Ivan						1					27	HAMMED Aymen						1													
34	BROZOVIC Ilija						5		2			31	CHOUIREF Marouan						4	1												
44	KOZINA Kresimir						4					39	SOUSSEI Mohamed						5		1											

Off.A	BABIC Zeljko					Off.A	MANAI Ridha				
Off.B	METLICIC Petar					Off.B	ZOUABI Hafedh				
Off.C	MARAS Ivica					Off.C	SGHIRI Mohamed Ali				
Off.D	KRUSELJ Goran					Off.D	HAMMAMI Naim				

A	Signatures of responsables for the teams (Off.A)										B
TP	Remarks of referees / IHF Official										TP

Referees	Signatures				Signatures			
	COULIBALY Y (CIV)				DIABATE M (CIV)			
Technical Officials								
	TK: ADJEMIAN T (ARG)				SK: ALMARZOOQI O (UAE)			
IHF Official								
	GALLEGO R (ESP)							

Number of 7m scored/awarded to team A resp. B, goals (G), yellow cards (YC), red cards (RC), blue cards (BC) and team penalty (TP)



Results
Resultados / Résultats

Match 29

CRO 41 - 26 TUN
(25 - 10) (16 - 16)

Referees: COULIBALY Y (CIV) / DIABATE M (CIV)

CRO - Croatia

Players		Shots								Punishments			
No.	Name	G/S	%	6m	Wing	9m	7m	FB	BT	YC	2Min	RC	BC
1	STEVANOVIC Ivan												
5	DUVNJAK Domagoj	1/1	100			1/1							
7	STEPANCIC Luka	2/4	50	1/1		1/3							
8	KOPLJAR Marko	1/1	100			1/1							
10	GOJUN Jakov	2/2	100	1/1				1/1		1			
12	PESIC Ivan												
13	HORVAT Zlatko	2/2	100					2/2					
18	KARACIC Igor	9/9	100	1/1	1/1	3/3		4/4			2		
26	STRLEK Manuel	4/5	80		1/1		0/1	3/3					
27	CUPIC Ivan	5/6	83	1/1	2/2			1/2	1/1				
30	MAMIC Marko	5/9	56			5/9				1			
32	SLISKOVIC Ivan	1/2	50	1/1		0/1							
34	BROZOVIC Ilija	5/8	63	4/7	1/1						2		
44	KOZINA Kresimir	4/6	67	3/4				1/2					
Bench/Team													
Totals		41/55	75	12/16	5/5	11/18	0/1	12/14	1/1	2	4		

Goalkeepers		Saves							
No.	Name	S/S	%	6m	Wing	9m	7m	FB	BT
1	STEVANOVIC Ivan	5/15	33	2/5	1/4	2/4	0/1		0/1
12	PESIC Ivan	4/20	20	4/11	0/1	0/3		0/4	0/1
Totals		9/35	26	6/16	1/5	2/7	0/1	0/4	0/2

TUN - Tunisia

Players		Shots								Punishments			
No.	Name	G/S	%	6m	Wing	9m	7m	FB	BT	YC	2Min	RC	BC
1	MISSAOUI Makrem												
4	TOUMI Aymen	2/3	67		2/2	0/1							
8	MAAREF Mohamed Jilani	0/3	0			0/3							
9	BANNOUR Amine	3/6	50	1/1		2/5							
12	MAGGAIZ Marouen												
13	BHAR Mohamed Ali												
15	HAJ YOUSSEF Khaled	0/2	0	0/1				0/1					
21	BOUGHANMI Oussama	7/9	78	2/3	1/2		1/1	2/2	1/1				
22	SAIED Sobhi	3/6	50	2/2		0/3			1/1				
23	HOSNI Oussama	1/3	33		1/1	0/1		0/1					
27	HAMMED Aymen	1/3	33	0/1		1/2							
31	CHOUREF Marouan	4/6	67	3/5				1/1		1			
39	SOUSSI Mohamed	5/11	45	2/4		2/6		1/1			1		
Bench/Team													
Totals		26/52	50	10/17	4/5	5/21	1/1	4/6	2/2	1	1		

Goalkeepers		Saves							
No.	Name	S/S	%	6m	Wing	9m	7m	FB	BT
1	MISSAOUI Makrem	5/31	16	2/5	0/2	1/9	1/1	1/13	0/1
12	MAGGAIZ Marouen	4/19	21	1/10	0/3	2/5		1/1	
Totals		9/50	18	3/15	0/5	3/14	1/1	2/14	0/1

RUNNING SCORE

CRO - TUN

1st Half

STRLEK M	1 (1) 0
STRLEK M	2 (2) 0
	2 (2) 1 SOUSSI M
MAMIC M	3 (2) 1
CUPIC I	4 (3) 1
BROZOVIC I	5 (5) 1
STRLEK M	6 (6) 1
	6 (6) 2 HAMMED A
SLISKOVIC I	7 (7) 2
KOPLJAR M	8 (8) 2
	8 (10) 3 BOUGHANMI O
CUPIC I	9 (10) 3
MAMIC M	10 (11) 3
KARACIC I	11 (11) 3
	11 (12) 4 SOUSSI M
	11 (13) 5 SAIED S
KOZINA K	12 (14) 5
MAMIC M	13 (15) 5
DUVNJAK D	14 (15) 5
STRLEK M	15 (16) 5
HORVAT Z	16 (16) 5
	16 (18) 6 HOSNI O
KARACIC I	17 (19) 6
KARACIC I	18 (20) 6
KARACIC I	19 (21) 6
	19 (21) 7 TOUMI A
KOZINA K	20 (23) 7
	20 (24) 8 BOUGHANMI O
KARACIC I	21 (25) 8
KARACIC I	22 (25) 8
HORVAT Z	23 (26) 8
	23 (27) 9 BOUGHANMI O
STEPANCIC L	24 (27) 9
GOJUN J	25 (28) 9
	25 (30) 10 TOUMI A

2nd Half

	25 (32) 11 BANNOUR A
MAMIC M	26 (34) 11
	26 (35) 12 BOUGHANMI O
	26 (36) 13 BOUGHANMI O
BROZOVIC I	27 (36) 13
	27 (36) 14 BOUGHANMI O
BROZOVIC I	28 (37) 14
	28 (37) 15 BOUGHANMI O
	28 (39) 16 CHOUREF M
CUPIC I	29 (39) 16
	29 (40) 17 SAIED S
CUPIC I	30 (40) 17
	30 (41) 18 SAIED S
CUPIC I	31 (41) 18
GOJUN J	32 (42) 18
	32 (42) 19 BANNOUR A
	32 (43) 20 BANNOUR A
KARACIC I	33 (45) 20
	33 (45) 21 SOUSSI M
STEPANCIC L	34 (46) 21
	34 (47) 22 CHOUREF M
	34 (48) 23 CHOUREF M
MAMIC M	35 (48) 23
KOZINA K	36 (51) 23
	36 (53) 24 CHOUREF M
KARACIC I	37 (53) 24
KARACIC I	38 (55) 24
	38 (55) 25 SOUSSI M
KOZINA K	39 (56) 25
	39 (56) 26 SOUSSI M
BROZOVIC I	40 (57) 26
BROZOVIC I	41 (60) 26



Future Arena
Arena do Futuro
Halle du futur

MON 15 AUG 2016
Start Time: 19:50

Handball
Handebol / Handball
Men
Masculino / Hommes

Preliminary Group A
Primeira fase, grupo A / Préliminaires - groupe A



Results

Resultados / Résultats

Match 29

Legend:							
%	Efficiency	2Min	2 Minute Suspensions	6m	6-metre Shots	7m	7-metre Shots
9m	9-metre Shots	BT	Breakthroughs	BC	Blue Cards	FB	Fast Breaks
G/S	Goals/Shots	No.	Uniform Number	RC	Red Cards	S/S	Saves/Shots
Wing	Wing Shots	YC	Yellow Cards				



Match Team Statistics

Estatística da partida por equipe / Statistiques du match par équipe

Match 29

CRO 41 - 26 TUN

(25 - 10) (16 - 16)

Referees: COULIBALY Yalatima / DIABATE Mamoudou (CIV)

CRO - Croatia

Players		Shots								Offence		Defence		Punishments			TP	
No.	Name	G/S	%	6m	Wing	9m	7m	FB	BT	AS	TO	ST	BS	YC	2Min	RC		BC
1	STEVANOVIC Ivan									2								29:11
5	DUVNJAK Domagoj	1/1	100			1/1				3		3						9:18
7	STEPANCIC Luka	2/4	50	1/1		1/3				2	1		1					33:55
8	KOPLJAR Marko	1/1	100			1/1				3	1							26:05
10	GOJUN Jakov	2/2	100	1/1				1/1					2	1				37:39
12	PESIC Ivan																	27:43
13	HORVAT Zlatko	2/2	100					2/2		2								30:49
18	KARACIC Igor	9/9	100	1/1	1/1	3/3		4/4		2	4	1			2			43:26
26	STRLEK Manuel	4/5	80		1/1		0/1	3/3										15:41
27	CUPIC Ivan	5/6	83	1/1	2/2			1/2	1/1	2	1	1						29:11
30	MAMIC Marko	5/9	56			5/9				5	4	1	2	1				48:16
32	SLISKOVIC Ivan	1/2	50	1/1		0/1				1								13:55
34	BROZOVIC Ilija	5/8	63	4/7	1/1								2		2			42:43
44	KOZINA Kresimir	4/6	67	3/4				1/2				2	2					32:08
Bench/Team																		
Totals		41/55	75	12/16	5/5	11/18	0/1	12/14	1/1	22	13	6	9	2	4			

Goalkeepers		Total Shots		6m Shots		Wing Shots		9m Shots		7m Shots		Fast Breaks		Breakthroughs	
No.	Name	S/S	%	S/S	%	S/S	%	S/S	%	S/S	%	S/S	%	S/S	%
1	STEVANOVIC Ivan	5/15	33	2/5	40	1/4	25	2/4	50	0/1	0			0/1	0
12	PESIC Ivan	4/20	20	4/11	36	0/1	0	0/3	0			0/4	0	0/1	0
Totals		9/35	26	6/16	38	1/5	20	2/7	29	0/1	0	0/4	0	0/2	0

Team Shots	Goals	Saves	Missed	Post	Blocked	Total	%
6m Shots	12	3		1		16	75
Wing Shots	5					5	100
9m Shots	11	3	1	1	2	18	61
7m Shots		1			N/A	1	0
Fast Breaks	12	2				14	86
Breakthroughs	1					1	100
Totals	41	9	1	2	2	55	75

Number of Attacks: 63, Scoring Efficiency: 65%



Match Team Statistics

Estatística da partida por equipe / Statistiques du match par équipe

Match 29

CRO 41 - 26 TUN

(25 - 10) (16 - 16)

Referees: COULIBALY Yalatima / DIABATE Mamoudou (CIV)

CRO - Croatia

Shots Distribution

Players

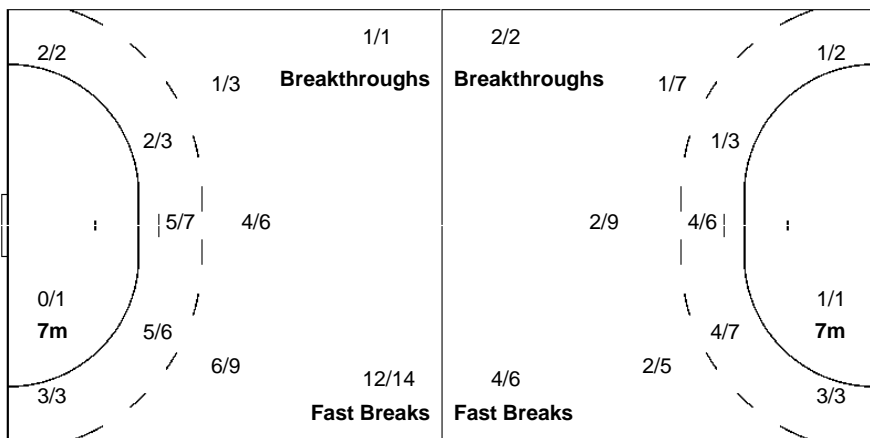
Goals / Shots

1 STEVANOVIC I	5 DUVNJAK D	7 STEPANCIC L	8 KOPLJAR M	10 GOJUN J	12 PESIC I	13 HORVAT Z
		1/1				
		1/1	1/1			
		1-Missed	1-Blocked			
18 KARACIC I	26 STRLEK M	27 CUPIC I	30 MAMIC M	32 SLISKOVIC I	34 BROZOVIC I	44 KOZINA K
		2/2	0/1			
2/2	1/1		0/1	1/1	1/1	0/1
1/1	2/2	0/1	0/1	1/1	2/2	0/1
2/2	1/2	2/2	1/1	3/3	1/1	0/1
			1-Post	1-Blocked	1-Post	

Team
Goals / Shots

3/4	2/3	5/5
5/7		3/4
6/8	7/8	10/11
1-Missed	2-Post	2-Blocked

Offence



Defence

Goalkeepers
Saves / Shots

0/3		0/4
2/2		2/6
1/6	2/6	2/8

1 STEVANOVIC I

0/1		0/3
2/2		1/3
1/2	1/4	

12 PESIC I

0/2		0/1
		1/3
0/4	1/2	2/8



Match Team Statistics

Estatística da partida por equipe / Statistiques du match par équipe

Match 29

CRO 41 - 26 TUN

(25 - 10) (16 - 16)

Referees: COULIBALY Yalatima / DIABATE Mamoudou (CIV)

TUN - Tunisia

Players		Shots								Offence		Defence		Punishments			TP	
No.	Name	G/S	%	6m	Wing	9m	7m	FB	BT	AS	TO	ST	BS	YC	2Min	RC		BC
1	MISSAOUI Makrem																	32:28
4	TOUMI Aymen	2/3	67		2/2	0/1				1	2							11:23
8	MAAREF Mohamed Jilani	0/3	0			0/3							1					14:44
9	BANNOUR Amine	3/6	50	1/1		2/5						1						26:36
12	MAGGAIZ Marouen																	27:32
13	BHAR Mohamed Ali																	4:40
15	HAY YOUSSEF Khaled	0/2	0	0/1				0/1		1								33:32
21	BOUGHANMI Oussama	7/9	78	2/3	1/2		1/1	2/2	1/1		3	4						59:23
22	SAIED Sobhi	3/6	50	2/2		0/3			1/1	2	4							22:39
23	HOSNI Oussama	1/3	33		1/1	0/1		0/1				1	1					52:49
27	HAMMED Aymen	1/3	33	0/1		1/2					2							28:44
31	CHOUIREF Marouan	4/6	67	3/5				1/1			1			1				45:30
39	SOUSSI Mohamed	5/11	45	2/4		2/6		1/1		6	4					1		60:00
Bench/Team																		
Totals		26/52	50	10/17	4/5	5/21	1/1	4/6	2/2	10	18	5	2	1	1			

Goalkeepers		Total Shots		6m Shots		Wing Shots		9m Shots		7m Shots		Fast Breaks		Breakthroughs	
No.	Name	S/S	%	S/S	%	S/S	%	S/S	%	S/S	%	S/S	%	S/S	%
1	MISSAOUI Makrem	5/31	16	2/5	40	0/2	0	1/9	11	1/1	100	1/13	8	0/1	0
12	MAGGAIZ Marouen	4/19	21	1/10	10	0/3	0	2/5	40			1/1	100		
Totals		9/50	18	3/15	20	0/5	0	3/14	21	1/1	100	2/14	14	0/1	0

Team Shots	Goals	Saves	Missed	Post	Blocked	Total	%
6m Shots	10	6		1		17	59
Wing Shots	4	1				5	80
9m Shots	5	2	4	1	9	21	24
7m Shots	1				N/A	1	100
Fast Breaks	4		2			6	67
Breakthroughs	2					2	100
Totals	26	9	6	2	9	52	50

Number of Attacks: 62, Scoring Efficiency: 42%



Match Team Statistics

Estatística da partida por equipe / Statistiques du match par équipe

Match 29

CRO 41 - 26 TUN
(25 - 10) (16 - 16)

Referees: COULIBALY Yalatima / DIABATE Mamoudou (CIV)

TUN - Tunisia

Shots Distribution

Players


Goals / Shots

1 MISSAOUI M	4 TOUMI A	8 MAAREF MJ	9 BANNOUR A	12 MAGGAIZ M	13 BHAR M	15 HAJ YOUSSEF K
	1/1					
						0/1
			1/2	2/2		
		1-Blocked 1-Missed	2-Blocked	2-Blocked		1-Missed

21 BOUGHANMI O	22 SAIED S	23 HOSNI O	27 HAMMED A	31 CHOUIREF M	39 SOUSSI M
1/1					1/1
					1/1
1/1	1/3			0/1	1/2
		1/1	2/2		
1-Missed	2-Blocked 2-Missed		1-Post 1-Blocked		1-Missed 1-Post 1-Blocked

Team
Goals / Shots

3/3		4/4
0/2		4/6
5/6	4/6	6/8
6-Missed	2-Post	9-Blocked



Goalkeepers
Saves / Shots

1/4	1/3	0/5
2/7		1/4
2/8	1/8	1/11

1 MISSAOUI M

0/2	1/2	0/4
0/1		
2/6	1/6	1/10

12 MAGGAIZ M

1/2	0/1	0/1
2/6		1/4
0/2	0/2	0/1

Legend:

%	Efficiency	2Min	2 Minute Suspensions	6m	6 metre Shots	7m	7 metre Shots	9m	9 metre Shots
AS	Assists	BS	Blocked Shots	BT	Breakthroughs	BC	Blue Cards	FB	Fast Breaks
G/S	Goals/Shots	N/A	Not Applicable	No.	Uniform Number	RC	Red Cards	S/S	Saves/Shots
ST	Steals	TO	Turnover	TP	Time Played	Wing	Wing Shots	YC	Yellow Cards



Match Report
Relatório da partida / Rapport du match

Team A										Team B													
A					QAT - Qatar					B					ARG - Argentina								
played in					in the hall					on					at					Match Number			
Rio de Janeiro					Future Arena					MON 15 AUG 2016					21:50					8,862		30	
Half-time (30')	A	B	End of playing time			A	B	1st extra time			A	B	2nd extra time			A	B	After penalty throws			A	B	
	12	9				22	18																
Number of 7m	A	Team time-out			Full name of players and officials										Team time-out			B	Number of 7m				
	2/2	1	2	3																1/3			
	24:55	52:36																					
No.	Team A					G	YC	2'	RC	BC	No.	Team B					G	YC	2'	RC	BC		
1	MARKOVIC Zarko					3					1	SCHULZ Matias											
4	MABROUK Hassan						1				2	FERNANDEZ Federico					2						
5	BAGARIC Marko					1					3	PIZARRO Federico					4						
6	ALSALTIALKRAD Mustafa										4	SIMONET Sebastian						1	1				
7	ROINE Bertrand					2					5	PORTELA Pablo						1					
9	CAPOTE Rafael					4					8	SIMONET Pablo					5						
11	MURAD Abdulrazzaq					3		1			9	QUERIN Leonardo						1	2				
12	SARIC Danijel										10	VIEYRA Federico					4						
13	MEMISEVIC Eldar					4					12	GARCIA Fernando											
14	ALRAYES Bassel					2	1	2			13	FERNANDEZ Juan Pablo											
15	MEGDICH Nasreddine					2		1			14	VIDAL Agustin					1						
16	STOJANOVIC Goran										15	CAROU Gonzalo					1		1				
19	FERNANDEZ Borja										18	PORTELA Adrian											
25	MALLASH Kamal Aldin					1	1				25	VAISTEIN Pablo					1						

Off.A	ALHAIL Yousuf					Off.A	GALLARDO Eduardo	1			
Off.B	RIVERA Valero					Off.B	MILANO Guillermo				
Off.C	ARCAS Ricardo					Off.C	CAZON Guillermo				
Off.D	GUTIERREZ Jose Antonio					Off.D	MARINO Carlos				

A	Signatures of responsables for the teams (Off.A)										B
TP	Remarks of referees / IHF Official										TP

Referees	Signatures		Signatures	
	RALUY O (ESP)		SABROSO RAMIREZ A (ESP)	
Technical Officials	Signatures		Signatures	
	TK: REISINGER G (AUT)		SK: TOSI BRANDI M (ITA)	
IHF Official	Signatures		Signatures	
	JENSEN B (DEN)			

Number of 7m scored/awarded to team A resp. B, goals (G), yellow cards (YC), red cards (RC), blue cards (BC) and team penalty (TP)



Results

Resultados / Résultats

Match 30

QAT 22 - 18 ARG

(12 - 9) (10 - 9)

Referees: RALUY O (ESP) / SABROSO RAMIREZ A (ESP)

QAT - Qatar

Players		Shots								Punishments			
No.	Name	G/S	%	6m	Wing	9m	7m	FB	BT	YC	2Min	RC	BC
1	MARKOVIC Zarko	3/6	50			1/3	2/2		0/1				
4	MABROUK Hassan									1			
5	BAGARIC Marko	1/3	33			1/3							
6	ALSALTIALKRAD Mustafa												
7	ROINE Bertrand	2/8	25	1/1		1/7							
9	CAPOTE Rafael	4/8	50			3/7			1/1				
11	MURAD Abdulrazzaq	3/4	75		2/3			1/1			1		
12	SARIC Danijel												
13	MEMISEVIC Eldar	4/5	80	2/2	0/1	1/1			1/1				
14	ALRAYES Bassel	2/3	67	2/3						1	2		
15	MEGDICH Nasreddine	2/3	67		1/2			1/1			1		
16	STOJANOVIC Goran												
19	FERNANDEZ Borja												
25	MALLASH Kamal Aldin	1/2	50			1/2				1			
Bench/Team													
Totals		22/42	52	5/6	3/6	8/23	2/2	2/2	2/3	3	4		

Goalkeepers		Saves							
No.	Name	S/S	%	6m	Wing	9m	7m	FB	BT
12	SARIC Danijel	13/30	43	4/6	1/4	4/9		1/4	3/7
16	STOJANOVIC Goran	1/2	50				1/2		
Totals		14/32	44	4/6	1/4	4/9	1/2	1/4	3/7

ARG - Argentina

Players		Shots								Punishments			
No.	Name	G/S	%	6m	Wing	9m	7m	FB	BT	YC	2Min	RC	BC
1	SCHULZ Matias												
2	FERNANDEZ Federico	2/7	29		1/5		1/2						
3	PIZARRO Federico	4/12	33	0/2	1/1	1/5		2/3	0/1				
4	SIMONET Sebastian	0/2	0			0/2				1	1		
5	PORTELA Pablo									1			
8	SIMONET Pablo	5/7	71	1/1		0/1	0/1	1/1	3/3				
9	QUERIN Leonardo									1	2		
10	VIEYRA Federico	4/9	44	0/2		4/6			0/1				
12	GARCIA Fernando												
13	FERNANDEZ Juan Pablo												
14	VIDAL Agustin	1/1	100						1/1				
15	CAROU Gonzalo	1/2	50	1/2							1		
18	PORTELA Adrian												
25	VAISTEIN Pablo	1/2	50		1/1				0/1				
Bench/Team										1			
Totals		18/42	43	2/7	3/7	5/14	1/3	3/4	4/7	4	4		

Goalkeepers		Saves							
No.	Name	S/S	%	6m	Wing	9m	7m	FB	BT
1	SCHULZ Matias	15/36	42	1/6	2/5	11/19	0/1	0/2	1/3
12	GARCIA Fernando	0/1	0				0/1		
Totals		15/37	41	1/6	2/5	11/19	0/2	0/2	1/3

RUNNING SCORE

QAT - ARG	
1st Half	
CAPOTE R	1 (1) 0
MEGDICH N	2 (2) 0
MARKOVIC Z	3 (4) 0
	3 (6) 1 PIZARRO F
	3 (8) 2 CAROU G
CAPOTE R	4 (9) 2
MEMISEVIC E	5 (10) 2
	5 (10) 3 VIEYRA F
MURAD A	6 (12) 3
	6 (13) 4 PIZARRO F
MARKOVIC Z	7 (15) 4
MALLASH KA	8 (16) 4
	8 (17) 5 VIEYRA F
	8 (19) 6 SIMONET P
	8 (20) 7 PIZARRO F
ROINE B	9 (22) 7
	9 (23) 8 PIZARRO F
MURAD A	10 (27) 8
	10 (27) 9 VAISTEIN P
MARKOVIC Z	11 (28) 9
ALRAYES B	12 (30) 9

2nd Half	
MEMISEVIC E	13 (33) 9
	13 (33) 10 SIMONET P
CAPOTE R	14 (34) 10
	14 (36) 11 SIMONET P
ALRAYES B	15 (37) 11
	15 (38) 12 VIEYRA F
	15 (39) 13 VIEYRA F
MEGDICH N	16 (40) 13
	16 (41) 14 SIMONET P
ROINE B	17 (46) 14
MURAD A	18 (47) 14
	18 (47) 15 SIMONET P
MEMISEVIC E	19 (48) 15
	19 (48) 16 FERNANDEZ F
MEMISEVIC E	20 (51) 16
CAPOTE R	21 (53) 16
BAGARIC M	22 (58) 16
	22 (60) 17 FERNANDEZ F
	22 (60) 18 VIDAL A

Legend:

%	Efficiency	2Min	2 Minute Suspensions	6m	6-metre Shots	7m	7-metre Shots
9m	9-metre Shots	BT	Breakthroughs	BC	Blue Cards	FB	Fast Breaks
G/S	Goals/Shots	No.	Uniform Number	RC	Red Cards	S/S	Saves/Shots
Wing	Wing Shots	YC	Yellow Cards				



Match Team Statistics

Estatística da partida por equipe / Statistiques du match par équipe

Match 30

QAT 22 - 18 ARG

(12 - 9) (10 - 9)

Referees: RALUY Oscar / SABROSO RAMIREZ Angel (ESP)

QAT - Qatar

Players		Shots								Offence		Defence		Punishments			TP	
No.	Name	G/S	%	6m	Wing	9m	7m	FB	BT	AS	TO	ST	BS	YC	2Min	RC		BC
1	MARKOVIC Zarko	3/6	50			1/3	2/2		0/1									16:33
4	MABROUK Hassan									1	1	1		1				30:19
5	BAGARIC Marko	1/3	33			1/3												15:29
6	ALSALTIALKRAD Mustafa																	14:44
7	ROINE Bertrand	2/8	25	1/1		1/7				1	1		1					32:32
9	CAPOTE Rafael	4/8	50			3/7			1/1									44:04
11	MURAD Abdulrazzaq	3/4	75		2/3			1/1		1						1		42:35
12	SARIC Danijel																	57:05
13	MEMISEVIC Eldar	4/5	80	2/2	0/1	1/1			1/1		3							33:40
14	ALRAYES Bassel	2/3	67	2/3										1	2			38:15
15	MEGDICH Nasreddine	2/3	67		1/2			1/1		1	1				1			45:05
16	STOJANOVIC Goran																	1:23
19	FERNANDEZ Borja											1						9:42
25	MALLASH Kamal Aldin	1/2	50			1/2				2	2			1				38:34
Bench/Team																		
Totals		22/42	52	5/6	3/6	8/23	2/2	2/2	2/3	6	9	1	1	3	4			

Goalkeepers		Total Shots		6m Shots		Wing Shots		9m Shots		7m Shots		Fast Breaks		Breakthroughs	
No.	Name	S/S	%	S/S	%	S/S	%	S/S	%	S/S	%	S/S	%	S/S	%
12	SARIC Danijel	13/30	43	4/6	67	1/4	25	4/9	44			1/4	25	3/7	43
16	STOJANOVIC Goran	1/2	50							1/2	50				
Totals		14/32	44	4/6	67	1/4	25	4/9	44	1/2	50	1/4	25	3/7	43

Team Shots	Goals	Saves	Missed	Post	Blocked	Total	%
6m Shots	5	1				6	83
Wing Shots	3	2	1			6	50
9m Shots	8	11	2	1	1	23	35
7m Shots	2				N/A	2	100
Fast Breaks	2					2	100
Breakthroughs	2	1				3	67
Totals	22	15	3	1	1	42	52

Number of Attacks: 48, Scoring Efficiency: 46%



Match Team Statistics

Estatística da partida por equipe / Statistiques du match par équipe

Match 30

QAT 22 - 18 ARG
(12 - 9) (10 - 9)

Referees: RALUY Oscar / SABROSO RAMIREZ Angel (ESP)

QAT - Qatar

Shots Distribution

Players

Goals / Shots

1 MARKOVIC Z	4 MABROUK H	5 BAGARIC M	6 ALSALTIALKRAD M	7 ROINE B	9 CAPOTE R	11 MURAD A
0/1		0/2		0/2	1/1	2/2
0/1		1/1		0/2	1/1	0/1
				0/1	0/1	0/1
				2/2	2/2	1/1

1-Post

1-Blocked 2-Missed

12 SARIC D	13 MEMISEVIC E	14 ALRAYES B	15 MEGDICH N	16 STOJANOVIC G	19 FERNANDEZ B	25 MALLASH KA
			0/1			
			1/1			
	2/2		1/1			0/1
	1/1	2/3				1/1

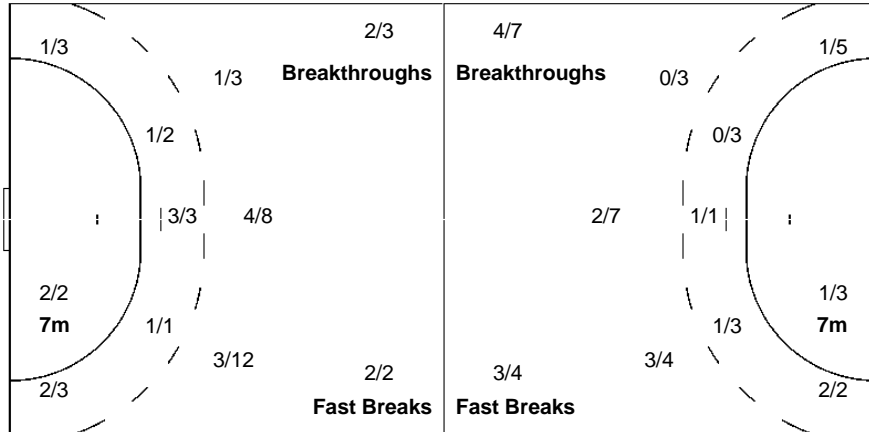
1-Missed

Team
Goals / Shots

3/4		1/2
1/3	0/3	1/3
3/7	2/3	11/12

3-Missed 1-Post 1-Blocked

Offence



Defence

Goalkeepers
Saves / Shots

1/4		1/3
0/3	7/8	2/5
1/3	1/1	1/5

12 SARIC D

1/4		1/3
0/3	6/7	2/5
1/3	1/1	1/4

16 STOJANOVIC G

	1/1	
		0/1



Match Team Statistics

Estatística da partida por equipe / Statistiques du match par équipe

Match 30

QAT 22 - 18 ARG

(12 - 9) (10 - 9)

Referees: RALUY Oscar / SABROSO RAMIREZ Angel (ESP)

ARG - Argentina

Players		Shots								Offence		Defence		Punishments			TP	
No.	Name	G/S	%	6m	Wing	9m	7m	FB	BT	AS	TO	ST	BS	YC	2Min	RC		BC
1	SCHULZ Matias																	59:47
2	FERNANDEZ Federico	2/7	29		1/5		1/2			2	1							58:52
3	PIZARRO Federico	4/12	33	0/2	1/1	1/5		2/3	0/1		1							38:20
4	SIMONET Sebastian	0/2	0			0/2				2	1	1		1	1			26:19
5	PORTELA Pablo													1				19:30
8	SIMONET Pablo	5/7	71	1/1		0/1	0/1	1/1	3/3			1						49:16
9	QUERIN Leonardo										1			1	2			35:40
10	VIEYRA Federico	4/9	44	0/2		4/6			0/1	1								19:03
12	GARCIA Fernando																	0:13
13	FERNANDEZ Juan Pablo										2							4:11
14	VIDAL Agustin	1/1	100						1/1	2	1							12:51
15	CAROU Gonzalo	1/2	50	1/2								1	1		1			54:50
18	PORTELA Adrian																	17:49
25	VAISTEIN Pablo	1/2	50		1/1				0/1									23:19
	Bench/Team													1				
	Totals	18/42	43	2/7	3/7	5/14	1/3	3/4	4/7	7	7	3	1	4	4			

Goalkeepers		Total Shots		6m Shots		Wing Shots		9m Shots		7m Shots		Fast Breaks		Breakthroughs	
No.	Name	S/S	%	S/S	%	S/S	%	S/S	%	S/S	%	S/S	%	S/S	%
1	SCHULZ Matias	15/36	42	1/6	17	2/5	40	11/19	58	0/1	0	0/2	0	1/3	33
12	GARCIA Fernando	0/1	0							0/1	0				
	Totals	15/37	41	1/6	17	2/5	40	11/19	58	0/2	0	0/2	0	1/3	33

Team Shots	Goals	Saves	Missed	Post	Blocked	Total	%
6m Shots	2	4	1			7	29
Wing Shots	3	1		3		7	43
9m Shots	5	4	3	1	1	14	36
7m Shots	1	1	1		N/A	3	33
Fast Breaks	3	1				4	75
Breakthroughs	4	3				7	57
Totals	18	14	5	4	1	42	43

Number of Attacks: 49, Scoring Efficiency: 37%



Match Team Statistics

Estatística da partida por equipe / Statistiques du match par équipe

Match 30

QAT 22 - 18 ARG

(12 - 9) (10 - 9)

Referees: RALUY Oscar / SABROSO RAMIREZ Angel (ESP)

ARG - Argentina

Shots Distribution


Players

Goals / Shots

1 SCHULZ M	2 FERNANDEZ F	3 PIZARRO F	4 SIMONET S	5 PORTELA P	8 SIMONET P	9 QUERIN L
		1/2				
		1/1	0/2	0/1		1/1
		1/2		1/1		2/2
				0/1		2/2
	1-Missed3-Post	2-Missed	1-Blocked		1-Post	
10 VIEYRA F	12 GARCIA F	13 FERNANDEZ JP	14 VIDAL A	15 CAROU G	18 PORTELA A	25 VAISTEIN P
2/2						
1/1	1/4		1/1			0/1
				1/1		1/1
1-Missed				1-Missed		

Team
Goals / Shots

3/4		2/3
3/3	1/8	3/5
2/3	0/1	4/5
5-Missed	4-Post	1-Blocked



Goalkeepers
Saves / Shots

1/4		1/2
2/3	3/3	2/3
4/7	1/3	1/12

1 SCHULZ M

1/4		1/2
2/3	3/3	2/3
4/7	1/3	1/11

12 GARCIA F

		0/1

Legend:

% Efficiency	2Min 2 Minute Suspensions	6m 6 metre Shots	7m 7 metre Shots	9m 9 metre Shots
AS Assists	BS Blocked Shots	BT Breakthroughs	BC Blue Cards	FB Fast Breaks
G/S Goals/Shots	N/A Not Applicable	No. Uniform Number	RC Red Cards	S/S Saves/Shots
ST Steals	TO Turnover	TP Time Played	Wing Wing Shots	YC Yellow Cards



Match Report
Relatório da partida / Rapport du match

Team A										Team B																									
A					CRO - Croatia					B					POL - Poland																				
played in					in the hall					on					at					Spectators		Match Number													
Rio de Janeiro					Future Arena					WED 17 AUG 2016					20:30					8,265		31													
Half-time (30')		A		B		End of playing time		A		B		1st extra time		A		B		2nd extra time		A		B		After penalty throws		A		B							
		14		18				27		30																									
Number of 7m		A		Team time-out			Full name of players and officials										Team time-out			B		Number of 7m													
4/6		1		23:12		3		54:51		3		58:40												1		2		3		59:34		3/3			
No.	Team A						G	YC	2'	RC	BC	No.	Team B						G	YC	2'	RC	BC												
1	STEVANOVIC Ivan											1	SZMAL Slawomir																						
5	DUVNJAK Domagoj						5	1				3	LIJEWSKI Krzysztof						7																
7	STEPANCIC Luka						7		1			5	JACHLEWSKI Mateusz						1		1														
8	KOPLJAR Marko						1					6	KRAJEWSKI Przemyslaw							1															
10	GOJUN Jakov							1	1	1		8	BIELECKI Karol						12																
12	PESIC Ivan											11	WISNIEWSKI Adam						1																
13	HORVAT Zlatko											13	JURECKI Bartosz						1																
18	KARACIC Igor											15	JURECKI Michal																						
26	STRLEK Manuel						4	1				16	WYSZOMIRSKI Piotr																						
27	CUPIC Ivan						7					20	JURKIEWICZ Mariusz						2																
30	MAMIC Marko						1					23	SYPRZAK Kamil						2																
32	SLISKOVIC Ivan						1					26	DASZEK Michal						4		1														
34	BROZOVIC Ilija						1					35	KUS Mateusz							1															
44	KOZINA Kresimir											45	SZYBA Michal																						

Off.A	BABIC Zeljko					Off.A	LIS Robert				
Off.B	METLICIC Petar					Off.B	DUJSHEBAEV Talant				
Off.C	MARAS Ivica		1			Off.C	OWCZARSKI Tomasz				
Off.D	KRUSELJ Goran					Off.E	BIELECKI Aleksander				

A	Signatures of responsables for the teams (Off.A)		B
TP	Remarks of referees / IHF Official		TP

Referees	Signatures	Signatures
	GEIPEL L (GER)	HELBIG M (GER)
Technical Officials		
	TK: ADJEMIAN T (ARG)	SK: SICHELSCHEMIDT P (GER)
IHF Official		
	JENSEN B (DEN)	

Number of 7m scored/awarded to team A resp. B, goals (G), yellow cards (YC), red cards (RC), blue cards (BC) and team penalty (TP)



Results
Resultados / Résultats

Match 31

CRO 27 - 30 POL
(14 - 18) (13 - 12)

Referees: GEIPEL L (GER) / HELBIG M (GER)

CRO - Croatia

Players		Shots								Punishments			
No.	Name	G/S	%	6m	Wing	9m	7m	FB	BT	YC	2Min	RC	BC
1	STEVANOVIC Ivan												
5	DUVNJAK Domagoj	5/12	42	1/1		3/9		1/1	0/1	1			
7	STEPANCIC Luka	7/10	70	2/2		4/7			1/1		1		
8	KOPLJAR Marko	1/5	20	1/1		0/4							
10	GOJUN Jakov									1	1	1	
12	PESIC Ivan												
13	HORVAT Zlatko	0/1	0				0/1						
18	KARACIC Igor												
26	STRLEK Manuel	4/6	67	1/1	0/1	1/1	1/2	1/1		1			
27	CUPIC Ivan	7/11	64	0/3	3/4		3/3	1/1					
30	MAMIC Marko	1/2	50			1/2							
32	SLISKOVIC Ivan	1/2	50			1/2							
34	BROZOVIC Ilija	1/2	50	1/2									
44	KOZINA Kresimir												
Bench/Team										1			
Totals		27/51	53	6/10	3/5	10/25	4/6	3/3	1/2	4	2	1	

Goalkeepers		Saves							
No.	Name	S/S	%	6m	Wing	9m	7m	FB	BT
1	STEVANOVIC Ivan	3/14	21	0/5	0/1	3/6	0/2		
12	PESIC Ivan	5/23	22	1/5	1/3	2/11	0/1	0/2	1/1
Totals		8/38	21	1/10	1/4	5/17	0/3	0/3	1/1

POL - Poland

Players		Shots								Punishments			
No.	Name	G/S	%	6m	Wing	9m	7m	FB	BT	YC	2Min	RC	BC
1	SZMAL Slawomir												
3	LIJEWSKI Krzysztof	7/7	100	4/4		2/2		1/1					
5	JACHLEWSKI Mateusz	1/2	50		0/1			1/1			1		
6	KRAJEWSKI Przemyslaw	0/1	0						0/1	1			
8	BIELECKI Karol	12/15	80	1/1		8/11	3/3						
11	WISNIEWSKI Adam	1/1	100		1/1								
13	JURECKI Bartosz	1/2	50	1/2									
15	JURECKI Michal												
16	WYSZOMIRSKI Piotr	0/2	0			0/2							
20	JURKIEWICZ Mariusz	2/5	40			2/5							
23	SYPRZAK Kamil	2/2	100	2/2									
26	DASZEK Michal	4/4	100	1/1	2/2			1/1			1		
35	KUS Mateusz												
45	SZYBA Michal												
Bench/Team													
Totals		30/41	73	9/10	3/4	12/20	3/3	3/3	0/1	2	2		

Goalkeepers		Saves							
No.	Name	S/S	%	6m	Wing	9m	7m	FB	BT
1	SZMAL Slawomir	1/12	8	0/3		0/4	1/3	0/2	
16	WYSZOMIRSKI Piotr	15/31	48	4/7	1/4	9/15	1/3	0/1	0/1
Totals		16/43	37	4/10	1/4	9/19	2/6	0/3	0/1

RUNNING SCORE
CRO - POL

1st Half

0 (2) 1 SYPRZAK K
1 (3) 1
STEPANCIC L 1 (4) 2 BIELECKI K
2 (4) 2
DUVNJAK D 2 (4) 3 LIJEWSKI K
STEPANCIC L 3 (5) 3
3 (6) 4 BIELECKI K
STEPANCIC L 4 (7) 4
STRLEK M 5 (8) 4
5 (9) 5 LIJEWSKI K
STRLEK M 6 (11) 5
6 (11) 6 BIELECKI K
DUVNJAK D 7 (12) 6
7 (13) 7 DASZEK M
BROZOVIC I 8 (13) 7
8 (15) 8 BIELECKI K
CUPIC I 9 (15) 8
9 (15) 9 BIELECKI K
MAMIC M 10 (18) 9
DUVNJAK D 11 (19) 9
11 (20) 10 LIJEWSKI K
11 (22) 11 LIJEWSKI K
11 (23) 12 WISNIEWSKI A
11 (24) 13 LIJEWSKI K
11 (25) 14 JURECKI B
11 (25) 15 JURKIEWICZ M
STEPANCIC L 12 (26) 15
STRLEK M 13 (26) 15
13 (26) 16 BIELECKI K
13 (27) 17 DASZEK M
13 (29) 18 DASZEK M
CUPIC I 14 (29) 18

2nd Half

14 (32) 19 LIJEWSKI K
14 (33) 20 JURKIEWICZ M
CUPIC I 15 (35) 20
CUPIC I 16 (37) 20
16 (39) 21 BIELECKI K
KOPLJAR M 17 (41) 21
DUVNJAK D 18 (43) 21
SLISKOVIC I 19 (44) 21
CUPIC I 20 (45) 21
20 (46) 22 DASZEK M
20 (47) 23 BIELECKI K
STEPANCIC L 21 (47) 23
STEPANCIC L 22 (49) 23
22 (50) 24 BIELECKI K
CUPIC I 23 (50) 24
23 (51) 25 BIELECKI K
CUPIC I 24 (52) 25
STRLEK M 25 (53) 25
25 (53) 26 BIELECKI K
STEPANCIC L 26 (55) 26
26 (57) 27 BIELECKI K
26 (59) 28 SYPRZAK K
26 (59) 29 JACHLEWSKI M
DUVNJAK D 27 (60) 29
27 (60) 30 LIJEWSKI K

Legend:

%	Efficiency	2Min	2 Minute Suspensions	6m	6-metre Shots	7m	7-metre Shots
9m	9-metre Shots	BT	Breakthroughs	BC	Blue Cards	FB	Fast Breaks
G/S	Goals/Shots	No.	Uniform Number	RC	Red Cards	S/S	Saves/Shots
Wing	Wing Shots	YC	Yellow Cards				



Match Team Statistics

Estatística da partida por equipe / Statistiques du match par équipe

Match 31

CRO 27 - 30 POL

(14 - 18) (13 - 12)

Referees: GEIPEL Lars / HELBIG Marcus (GER)

CRO - Croatia

Players		Shots								Offence		Defence		Punishments			TP	
No.	Name	G/S	%	6m	Wing	9m	7m	FB	BT	AS	TO	ST	BS	YC	2Min	RC		BC
1	STEVANOVIC Ivan																	24:25
5	DUVNJAK Domagoj	5/12	42	1/1		3/9		1/1	0/1	1	2			1				50:13
7	STEPANCIC Luka	7/10	70	2/2		4/7			1/1	1	1				1			27:45
8	KOPLJAR Marko	1/5	20	1/1		0/4				2	1							33:38
10	GOJUN Jakov												1	1	1	1		33:49
12	PESIC Ivan																	27:22
13	HORVAT Zlatko	0/1	0				0/1											0:20
18	KARACIC Igor																	9:47
26	STRLEK Manuel	4/6	67	1/1	0/1	1/1	1/2	1/1		1	1	2		1				58:08
27	CUPIC Ivan	7/11	64	0/3	3/4		3/3	1/1		3		1						58:40
30	MAMIC Marko	1/2	50			1/2				1			1					16:21
32	SLISKOVIC Ivan	1/2	50			1/2				2	1							35:40
34	BROZOVIC Ilija	1/2	50	1/2							1							13:44
44	KOZINA Kresimir									1		1						30:08
Bench/Team														1				
Totals		27/51	53	6/10	3/5	10/25	4/6	3/3	1/2	12	7	4	2	4	2	1		

Goalkeepers		Total Shots		6m Shots		Wing Shots		9m Shots		7m Shots		Fast Breaks		Breakthroughs	
No.	Name	S/S	%	S/S	%	S/S	%	S/S	%	S/S	%	S/S	%	S/S	%
1	STEVANOVIC Ivan	3/14	21	0/5	0	0/1	0	3/6	50	0/2	0				
12	PESIC Ivan	5/23	22	1/5	20	1/3	33	2/11	18	0/1	0	0/2	0	1/1	100
Totals		8/38	21	1/10	10	1/4	25	5/17	29	0/3	0	0/3	0	1/1	100

Team Shots	Goals	Saves	Missed	Post	Blocked	Total	%
6m Shots	6	4				10	60
Wing Shots	3	1		1		5	60
9m Shots	10	9	2	2	2	25	40
7m Shots	4	2			N/A	6	67
Fast Breaks	3					3	100
Breakthroughs	1			1		2	50
Totals	27	16	2	4	2	51	53

Number of Attacks: 51, Scoring Efficiency: 53%



Match Team Statistics

Estatística da partida por equipe / Statistiques du match par équipe

Match 31

CRO 27 - 30 POL
(14 - 18) (13 - 12)

Referees: GEIPEL Lars / HELBIG Marcus (GER)

CRO - Croatia

Shots Distribution

Players

Goals / Shots

1 STEVANOVIC I	5 DUVNJAK D	7 STEPANCIC L	8 KOPLJAR M	10 GOJUN J	12 PESIC I	13 HORVAT Z
	2/2					
	0/1	0/1	0/1			0/1
	1/1	1/1		0/1		
	1/1	1/1	1/1	1/2		

3-Post 1-Blocked 1-Missed

1-Blocked

18 KARACIC I	26 STRLEK M	27 CUPIC I	30 MAMIC M	32 SLISKOVIC I	34 BROZOVIC I	44 KOZINA K
		1/1	1/1	1/1	1/1	
	1/1	0/1	0/1	0/1	0/1	
	1/2	1/2	1/1	1/1		
	1/2	1/2	1/1	2/2	1/1	

1-Post

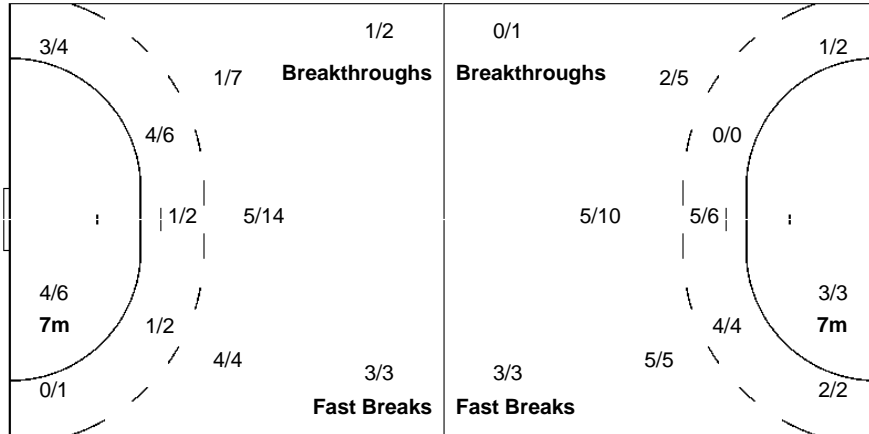
1-Missed

Team
Goals / Shots

4/4	1/1	2/2
1/5	0/2	2/8
8/9	5/7	4/5

2-Missed 4-Post 2-Blocked

Offence



Defence

Goalkeepers
Saves / Shots

0/5		0/3
1/1	1/1	0/5
0/6	4/8	2/9

1 STEVANOVIC I

		0/1
1/1		0/2
0/3	2/4	0/3

12 PESIC I

0/5		0/2
	1/1	0/3
0/3	2/3	2/6



Match Team Statistics

Estatística da partida por equipe / Statistiques du match par équipe

Match 31

CRO 27 - 30 POL

(14 - 18) (13 - 12)

Referees: GEIPEL Lars / HELBIG Marcus (GER)

POL - Poland

Players		Shots								Offence		Defence		Punishments			TP	
No.	Name	G/S	%	6m	Wing	9m	7m	FB	BT	AS	TO	ST	BS	YC	2Min	RC		BC
1	SZMAL Slawomir																	17:25
3	LIJEWSKI Krzysztof	7/7	100	4/4		2/2		1/1		2	4							55:08
5	JACHLEWSKI Mateusz	1/2	50		0/1			1/1				1			1			37:33
6	KRAJEWSKI Przemyslaw	0/1	0						0/1	1				1				4:27
8	BIELECKI Karol	12/15	80	1/1		8/11	3/3			1	2							43:21
11	WISNIEWSKI Adam	1/1	100		1/1							1						49:16
13	JURECKI Bartosz	1/2	50	1/2							1							7:01
15	JURECKI Michal																	0:00
16	WYSZOMIRSKI Piotr	0/2	0			0/2												43:01
20	JURKIEWICZ Mariusz	2/5	40			2/5				4	4		1					43:45
23	SYPRZAK Kamil	2/2	100	2/2						3								26:37
26	DASZEK Michal	4/4	100	1/1	2/2			1/1		1						1		58:08
35	KUS Mateusz												1	1				32:50
45	SZYBA Michal									1								1:28
Bench/Team																		
Totals		30/41	73	9/10	3/4	12/20	3/3	3/3	0/1	13	11	2	2	2	2			

Goalkeepers		Total Shots		6m Shots		Wing Shots		9m Shots		7m Shots		Fast Breaks		Breakthroughs	
No.	Name	S/S	%	S/S	%	S/S	%	S/S	%	S/S	%	S/S	%	S/S	%
1	SZMAL Slawomir	1/12	8	0/3	0			0/4	0	1/3	33	0/2	0		
16	WYSZOMIRSKI Piotr	15/31	48	4/7	57	1/4	25	9/15	60	1/3	33	0/1	0	0/1	0
Totals		16/43	37	4/10	40	1/4	25	9/19	47	2/6	33	0/3	0	0/1	0

Team Shots	Goals	Saves	Missed	Post	Blocked	Total	%
6m Shots	9	1				10	90
Wing Shots	3	1				4	75
9m Shots	12	5	1		2	20	60
7m Shots	3				N/A	3	100
Fast Breaks	3					3	100
Breakthroughs		1				1	0
Totals	30	8	1		2	41	73

Number of Attacks: 51, Scoring Efficiency: 59%



Match Team Statistics

Estatística da partida por equipe / Statistiques du match par équipe

Match 31

CRO 27 - 30 POL

(14 - 18) (13 - 12)

Referees: GEIPEL Lars / HELBIG Marcus (GER)

POL - Poland

Shots Distribution

Players

Goals / Shots

1 SZMAL S	3 LIJEWSKI K	5 JACHLEWSKI M	6 KRAJEWSKI P	8 BIELECKI K	11 WISNIEWSKI A	13 JURECKI B
		1/1		2/2	1/1	
		1/1	0/1	0/1	3/3	1/1
	1/1	1/1	3/3			
		1/1		2/2	0/1	3/3

1-Blocked

15 JURECKI M	16 WYSZOMIRSKI P	20 JURKIEWICZ M	23 SYPRZAK K	26 DASZEK M	35 KUS M	45 SZYBA M
				2/2		
		1/1	1/3	0/1		
			1/1	1/1		
		2/2				

1-Missed

1-Blocked

Team
Goals / Shots

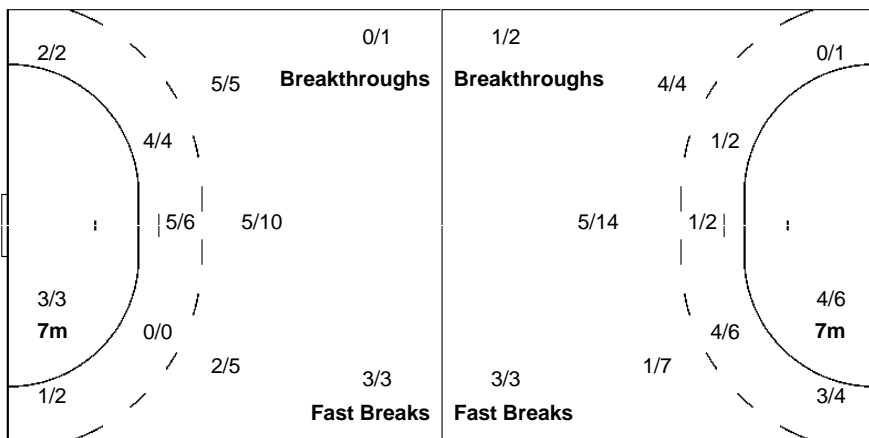
5/5		3/3
0/1	0/1	5/5
6/6	4/8	7/9

1-Missed

2-Blocked

Offence

Defence



Goalkeepers
Saves / Shots

0/4	0/1	0/2
4/5	2/2	6/8
1/9	2/7	1/5

1 SZMAL S

0/2		0/1
		0/1
1/4	0/1	0/3

16 WYSZOMIRSKI P

0/2	0/1	0/1
4/5	2/2	6/7
0/5	2/6	1/2

Legend:	% Efficiency	2Min 2 Minute Suspensions	6m 6 metre Shots	7m 7 metre Shots	9m 9 metre Shots
AS Assists	BS Blocked Shots	BT Breakthroughs	BC Blue Cards	FB Fast Breaks	S/S Saves/Shots
G/S Goals/Shots	N/A Not Applicable	No. Uniform Number	RC Red Cards	S/S Saves/Shots	YC Yellow Cards
ST Steals	TO Turnover	TP Time Played	Wing Wing Shots		



Match Report
Relatório da partida / Rapport du match

Team A										Team B																						
A					BRA - Brazil					B					FRA - France																	
played in					in the hall					on					at					Spectators		Match Number										
Rio de Janeiro					Future Arena					WED 17 AUG 2016					10:00					8,266		32										
Half-time (30')		A		B		End of playing time			A		B		1st extra time			A		B		2nd extra time			A		B		After penalty throws		A		B	
Number of 7m		A		Team time-out			Full name of players and officials										Team time-out			B		Number of 7m										
1/1		1	6:01	2	43:19	3	50:28	1	22:28	2	54:20	3	3/4																			
No.	Team A						G	YC	2'	RC	BC	No.	Team B						G	YC	2'	RC	BC									
1	dos SANTOS Maik											8	NARCISSE Daniel						7													
2	TEIXEIRA Henrique						1	1	1			12	GERARD Vincent																			
4	da SILVA Joao											13	KARABATIC Nikola						4													
9	CANDIDO Lucas											14	MAHE Kentin						1													
10	de TOLEDO Jose Guilherme						5	1	2			15	GREBILLE Mathieu																			
13	HUBNER Diogo Kent											16	OMEYER Thierry																			
14	dos SANTOS Thiagus						7					17	N'GUESSAN Timothy																			
17	POZZER Alexandro						8		1			19	ABALO Luc						2													
19	CHIUFFA Fabio						1					20	SORHAINDO Cedric						6		1											
26	dos SANTOS GUIMARAES Oswaldo						1					21	GUIGOU Michael						8													
28	SANTOS Leonardo											22	KARABATIC Luka						1	1	1											
33	SOARES Andre						1	1				23	FABREGAS Ludovic																			
37	LANGARO Haniel						3					27	DIPANDA Adrien						1													
89	ALMEIDA Cesar Augusto											28	PORTE Valentin						4		1											

Off.A	RIBERA ROMANS Jordi					Off.A	ONESTA Claude				
Off.B	SILVA Washington					Off.B	DINART Didier				
Off.C	TURISCO Luiz Antonio					Off.C	SEBASTIEN Pierre		1		
Off.D	BARBOSA Gustavo					Off.D	MABIRE Jean-Christophe				

A	Signatures of responsables for the teams (Off.A)		B
TP	Remarks of referees / IHF Official		TP

Referees	Signatures		Signatures	
	HORACEK V (CZE)		NOVOTNY J (CZE)	
Technical Officials	Signatures		Signatures	
	TK: OIE SO (NOR)		SK: SICHELSCHMIDT P (GER)	
IHF Official	Signatures		Signatures	
	GALLEGO R (ESP)			

Number of 7m scored/awarded to team A resp. B, goals (G), yellow cards (YC), red cards (RC), blue cards (BC) and team penalty (TP)



Results
Resultados / Résultats

Match 32

BRA 27 - 34 FRA
(16 - 16) (11 - 18)

Referees: HORACEK V (CZE) / NOVOTNY J (CZE)

BRA - Brazil

Players		Shots								Punishments			
No.	Name	G/S	%	6m	Wing	9m	7m	FB	BT	YC	2Min	RC	BC
1	dos SANTOS Maik												
2	TEIXEIRA Henrique	1/3	33	1/1		0/2				1	1		
4	da SILVA Joao	0/2	0			0/2							
9	CANDIDO Lucas	0/1	0		0/1								
10	de TOLEDO Jose Guilherme	5/9	56	1/1	0/1	4/7				1	2		
13	HUBNER Diogo Kent												
14	dos SANTOS Thiagus	7/11	64			5/9		1/1	1/1				
17	POZZER Alexandro	8/9	89	8/9							1		
19	CHIUFFA Fabio	1/2	50		0/1		1/1						
26	dos SANTOS GUIMARAES Oswaldo	1/2	50	0/1		1/1							
28	SANTOS Leonardo												
33	SOARES Andre	1/3	33	0/1	1/2					1			
37	LANGARO Haniel	3/4	75			3/4							
89	ALMEIDA Cesar Augusto												
Bench/Team													
Totals		27/46	59	10/13	1/5	13/25	1/1	1/1	1/1	3	4		

Goalkeepers		Saves							
No.	Name	S/S	%	6m	Wing	9m	7m	FB	BT
1	dos SANTOS Maik	7/27	26	0/7	2/4	3/9	1/3	0/1	1/3
89	ALMEIDA Cesar Augusto	3/17	18	1/8	1/2	1/2	0/1	0/1	0/3
Totals		10/44	23	1/15	3/6	4/11	1/4	0/2	1/6

FRA - France

Players		Shots								Punishments			
No.	Name	G/S	%	6m	Wing	9m	7m	FB	BT	YC	2Min	RC	BC
8	NARCISSE Daniel	7/9	78	3/3		2/4			2/2				
12	GERARD Vincent												
13	KARABATIC Nikola	4/6	67	1/1		3/5							
14	MAHE Kentin	1/1	100		1/1								
15	GREBILLE Mathieu												
16	OMEYER Thierry												
17	N'GUESSAN Timothy	0/1	0						0/1				
19	ABALO Luc	2/4	50	1/1	0/1	0/1			1/1				
20	SORHAINDO Cedric	6/7	86	6/7							1		
21	GUIGOU Michael	8/11	73	1/1	2/3		3/4	2/3					
22	KARABATIC Luka	1/1	100	1/1						1	1		
23	FABREGAS Ludovic												
27	DIPANDA Adrien	1/3	33			0/2			1/1				
28	PORTE Valentin	4/7	57	1/1	0/1	2/4			1/1			1	
Bench/Team										1			
Totals		34/50	68	14/15	3/6	7/16	3/4	2/3	5/6	2	3		

Goalkeepers		Saves							
No.	Name	S/S	%	6m	Wing	9m	7m	FB	BT
12	GERARD Vincent	5/14	36	0/3	2/2	3/8			0/1
16	OMEYER Thierry	7/25	28	2/9	1/2	4/12	0/1	0/1	
Totals		12/39	31	2/12	3/4	7/20	0/1	0/1	0/1

RUNNING SCORE	
BRA - FRA	
1st Half	
de TOLEDO JG	1 (1') 0
	1 (2') 1 GUIGOU M
	1 (2') 2 PORTE V
POZZER A	2 (3') 2
	2 (4') 3 GUIGOU M
	2 (5') 4 GUIGOU M
	2 (6') 5 GUIGOU M
POZZER A	3 (7') 5
POZZER A	4 (8') 5
dos SANTOS T	5 (9') 5
POZZER A	6 (9') 5
	6 (10') 6 ABALO L
de TOLEDO JG	7 (10') 6
	7 (12') 7 GUIGOU M
	7 (14') 8 PORTE V
CHIUFFA F	8 (14') 8
	8 (16') 9 SORHAINDO C
dos SANTOS GUIMAR.	9 (17') 9
	9 (17') 10 NARCISSE D
POZZER A	10 (18') 10
	10 (18') 11 KARABATIC N
SOARES A	11 (19') 11
	11 (20') 12 KARABATIC N
	11 (21') 13 KARABATIC N
	11 (22') 14 NARCISSE D
dos SANTOS T	12 (23') 14
	12 (23') 15 GUIGOU M
POZZER A	13 (25') 15
de TOLEDO JG	14 (27') 15
dos SANTOS T	15 (28') 15
	15 (30') 16 SORHAINDO C
dos SANTOS T	16 (30') 16
2nd Half	
de TOLEDO JG	17 (31') 16
	17 (31') 17 NARCISSE D
dos SANTOS T	18 (32') 17
	18 (33') 18 NARCISSE D
	18 (33') 19 SORHAINDO C
de TOLEDO JG	19 (34') 19
	19 (35') 20 NARCISSE D
dos SANTOS T	20 (36') 20
dos SANTOS T	21 (37') 20
	21 (37') 21 ABALO L
	21 (38') 22 SORHAINDO C
POZZER A	22 (39') 22
	22 (40') 23 PORTE V
	22 (43') 24 SORHAINDO C
	22 (44') 25 GUIGOU M
	22 (46') 26 GUIGOU M
TEIXEIRA H	23 (46') 26
	23 (47') 27 DIPANDA A
	23 (48') 28 SORHAINDO C
	23 (51') 29 PORTE V
LANGARO H	24 (52') 29
	24 (53') 30 NARCISSE D
LANGARO H	25 (53') 30
	25 (55') 31 NARCISSE D
LANGARO H	26 (56') 31
	26 (57') 32 KARABATIC N
	26 (59') 33 KARABATIC N
POZZER A	27 (60') 33
	27 (60') 34 MAHE K

Legend:					
%	Efficiency	2Min	2 Minute Suspensions	6m	6-metre Shots
9m	9-metre Shots	BT	Breakthroughs	BC	Blue Cards
G/S	Goals/Shots	No.	Uniform Number	RC	Red Cards
Wing	Wing Shots	YC	Yellow Cards	S/S	Saves/Shots



Match Team Statistics

Estatística da partida por equipe / Statistiques du match par équipe

Match 32

BRA 27 - 34 FRA

(16 - 16) (11 - 18)

Referees: HORACEK Vaclav / NOVOTNY Jiri (CZE)

BRA - Brazil

Players		Shots								Offence		Defence		Punishments			TP	
No.	Name	G/S	%	6m	Wing	9m	7m	FB	BT	AS	TO	ST	BS	YC	2Min	RC		BC
1	dos SANTOS Maik																	33:30
2	TEIXEIRA Henrique	1/3	33	1/1		0/2							1	1	1			33:23
4	da SILVA Joao	0/2	0			0/2				1								40:13
9	CANDIDO Lucas	0/1	0		0/1													22:20
10	de TOLEDO Jose Guilherme	5/9	56	1/1	0/1	4/7				1	4		1	1	2			37:16
13	HUBNER Diogo Kent										2							16:01
14	dos SANTOS Thiagus	7/11	64			5/9		1/1	1/1	6	5	2						52:30
17	POZZER Alexandro	8/9	89	8/9						1					1			33:49
19	CHIUFFA Fabio	1/2	50		0/1		1/1			1								37:03
26	dos SANTOS GUIMARAES Oswaldo	1/2	50	0/1		1/1												8:11
28	SANTOS Leonardo																	0:58
33	SOARES Andre	1/3	33	0/1	1/2									1				50:28
37	LANGARO Haniel	3/4	75			3/4				2								30:03
89	ALMEIDA Cesar Augusto																	24:15
Bench/Team																		
Totals		27/46	59	10/13	1/5	13/25	1/1	1/1	1/1	12	11	2	2	3	4			

Goalkeepers		Total Shots		6m Shots		Wing Shots		9m Shots		7m Shots		Fast Breaks		Breakthroughs	
No.	Name	S/S	%	S/S	%	S/S	%	S/S	%	S/S	%	S/S	%	S/S	%
1	dos SANTOS Maik	7/27	26	0/7	0	2/4	50	3/9	33	1/3	33	0/1	0	1/3	33
89	ALMEIDA Cesar Augusto	3/17	18	1/8	13	1/2	50	1/2	50	0/1	0	0/1	0	0/3	0
Totals		10/44	23	1/15	7	3/6	50	4/11	36	1/4	25	0/2	0	1/6	17

Team Shots	Goals	Saves	Missed	Post	Blocked	Total	%
6m Shots	10	2		1		13	77
Wing Shots	1	3	1			5	20
9m Shots	13	7	4		1	25	52
7m Shots	1				N/A	1	100
Fast Breaks	1					1	100
Breakthroughs	1					1	100
Totals	27	12	5	1	1	46	59

Number of Attacks: 55, Scoring Efficiency: 49%



Match Team Statistics

Estatística da partida por equipe / Statistiques du match par équipe

Match 32

BRA 27 - 34 FRA

(16 - 16) (11 - 18)

Referees: HORACEK Vaclav / NOVOTNY Jiri (CZE)

BRA - Brazil

Shots Distribution

Players

Goals / Shots


1 dos SANTOS M	2 TEIXEIRA H	4 da SILVA J	9 CANDIDO L	10 de TOLEDO JG	13 HUBNER DK	14 dos SANTOS T
		0/1		1/1		
	0/1	1/1		0/1		1/1
			0/1	2/2	2/2	1/2
		1-Missed		3-Missed		1-Missed 1-Blocked

17 POZZER A	19 CHIUFFA F	26 dos SANTOS GUIMAR.	28 SANTOS L	33 SOARES A	37 LANGARO H	89 ALMEIDA CA
				0/1	1/1	
1/1	0/1				0/1	
1/1		1/1			1/1	2/2
		1-Post				

Team
Goals / Shots

0/1	2/4	1/2
3/4	0/1	4/5
4/6	6/8	7/7

5-Missed 1-Post 1-Blocked



Goalkeepers
Saves / Shots

1/5	3/6	0/2
2/4	1/3	1/1
1/10	0/1	0/11

1 dos SANTOS M

1/4	2/3	0/1
2/3	1/2	
1/6		0/8

89 ALMEIDA CA

0/1	1/3	0/1
0/1	0/1	1/1
0/4	0/1	0/3



Match Team Statistics

Estatística da partida por equipe / Statistiques du match par équipe

Match 32

BRA 27 - 34 FRA

(16 - 16) (11 - 18)

Referees: HORACEK Vaclav / NOVOTNY Jiri (CZE)

FRA - France

Players		Shots								Offence		Defence		Punishments			TP	
No.	Name	G/S	%	6m	Wing	9m	7m	FB	BT	AS	TO	ST	BS	YC	2Min	RC		BC
8	NARCISSE Daniel	7/9	78	3/3		2/4			2/2	1								24:32
12	GERARD Vincent																	27:13
13	KARABATIC Nikola	4/6	67	1/1		3/5				5	1	1						56:48
14	MAHE Kentin	1/1	100		1/1													1:28
15	GREBILLE Mathieu																	0:00
16	OMEYER Thierry																	29:44
17	N'GUESSAN Timothy	0/1	0						0/1	3	1							16:47
19	ABALO Luc	2/4	50	1/1	0/1	0/1			1/1	4	1	1						41:04
20	SORHAINDO Cedric	6/7	86	6/7						1	1	1			1			51:12
21	GUIGOU Michael	8/11	73	1/1	2/3		3/4	2/3		1								58:54
22	KARABATIC Luka	1/1	100	1/1										1	1			44:17
23	FABREGAS Ludovic																	0:00
27	DIPANDA Adrien	1/3	33			0/2			1/1	2	1							19:46
28	PORTE Valentin	4/7	57	1/1	0/1	2/4			1/1	2	1	2	1		1			48:15
Bench/Team														1				
Totals		34/50	68	14/15	3/6	7/16	3/4	2/3	5/6	19	6	5	1	2	3			

Goalkeepers		Total Shots		6m Shots		Wing Shots		9m Shots		7m Shots		Fast Breaks		Breakthroughs	
No.	Name	S/S	%	S/S	%	S/S	%	S/S	%	S/S	%	S/S	%	S/S	%
12	GERARD Vincent	5/14	36	0/3	0	2/2	100	3/8	38					0/1	0
16	OMEYER Thierry	7/25	28	2/9	22	1/2	50	4/12	33	0/1	0	0/1	0		
Totals		12/39	31	2/12	17	3/4	75	7/20	35	0/1	0	0/1	0	0/1	0

Team Shots	Goals	Saves	Missed	Post	Blocked	Total	%
6m Shots	14	1				15	93
Wing Shots	3	3				6	50
9m Shots	7	4	1	2	2	16	44
7m Shots	3	1			N/A	4	75
Fast Breaks	2			1		3	67
Breakthroughs	5	1				6	83
Totals	34	10	1	3	2	50	68

Number of Attacks: 55, Scoring Efficiency: 62%



Match Team Statistics

Estatística da partida por equipe / Statistiques du match par équipe

Match 32

BRA 27 - 34 FRA
(16 - 16) (11 - 18)

Referees: HORACEK Vaclav / NOVOTNY Jiri (CZE)

FRA - France

Shots Distribution

Players

Goals / Shots

8 NARCISSE D			12 GERARD V			13 KARABATIC N			14 MAHE K			15 GREBILLE M			16 OMEYER T			17 N'GUESSAN T		
1/1	1/1	1/1				1/1	1/1												0/1	
1/1		0/1				0/1														
2/2		1/1				1/1		1/1		1/1										

1-Missed

1-Blocked

19 ABALO L			20 SORHAINDO C			21 GUIGOU M			22 KARABATIC L			23 FABREGAS L			27 DIPANDA A			28 PORTE V		
1/1				0/1		0/1	1/2		1/1								1/1			
	1/1		1/1				1/1											0/1	0/1	
			3/3		2/2	3/3		3/3										0/1		4/4

1-Blocked

1-Post


2-Post

Team
Goals / Shots

4/5	3/6	2/2
2/4	2/3	0/1
9/10	1/1	11/11

1-Missed 3-Post 2-Blocked

Offence



Goalkeepers
Saves / Shots

1/1	2/4	1/2
1/4	1/1	1/5
2/6	2/8	0/7

12 GERARD V

	1/1	
1/3		0/3
1/1	1/3	0/2

16 OMEYER T

1/1	1/3	1/2
0/1	1/1	1/2
1/5	1/5	0/5

Legend:	% Efficiency	2Min 2 Minute Suspensions	6m 6 metre Shots	7m 7 metre Shots	9m 9 metre Shots
AS Assists	BS Blocked Shots	BT Breakthroughs	BC Blue Cards	FB Fast Breaks	S/S Saves/Shots
G/S Goals/Shots	N/A Not Applicable	No. Uniform Number	RC Red Cards	S/S Saves/Shots	YC Yellow Cards
ST Steals	TO Turnover	TP Time Played	Wing Wing Shots		



Match Report
Relatório da partida / Rapport du match

Team A										Team B																			
A					DEN - Denmark					B					SLO - Slovenia														
played in					in the hall					on					at					Match Number									
Rio de Janeiro					Future Arena					WED 17 AUG 2016					17:00					7,435		33							
Half-time (30')		A		B		End of playing time		A		B		1st extra time		A		B		2nd extra time		A		B		After penalty throws		A		B	
Number of 7m		A		Team time-out				A		B		Full name of players and officials		A		B		Team time-out		B		Number of 7m							
		2/2		1 19:28		2 49:05		3 56:33										1 17:32		2 36:27		3 40:56		5/8					
No.	Team A						G	YC	2'	RC	BC	No.	Team B						G	YC	2'	RC	BC						
1	LANDIN JACOBSEN Niklas											3	BLAGOTINSEK Blaz						2		1								
3	CHRISTIANSEN Mads						1	1				7	KAVTICNIK Vid						5	1	1								
5	MENSAH LARSEN Mads						3					8	JANC Blaz						6	1	1								
6	MORTENSEN Casper						4					11	DOLENEC Jure																
15	NODDESBO Jesper											12	SKOF Gorazd																
16	GREEN KREJBERG Jannick											13	CINGESAR Darko						2		1								
17	SVAN Lasse						8		1			15	POTEKO Vid								2								
19	TOFT HANSEN Rene						2		1			18	MIKLAVCIC David						1										
21	MOLLGAARD JENSEN Henrik							1				22	GABER Matej						1	1	1								
22	SONDERGAARD Kasper											23	ZORMAN Uros						3										
23	TOFT HANSEN Henrik						5	1	2			25	BEZJAK Marko						6										
24	HANSEN Mikkel						8					31	RAZGOR Simon																
25	OLSEN Morten						6		1			32	ZARABEC Miha						4		1								
27	DAMGAARD NIELSEN Michael											90	LESJAK Urban																

Off.A	GUDMUNDSSON Gudmundur					Off.A	MOHORIC Uros				
Off.B	KRONBORG Henrik					Off.B	VUJOVIC Veselin				
Off.C	JOHANNSEN Kai					Off.C	SERBEC Uros		1		
Off.D	POULSEN Peter					Off.D	RANT ROOS Zan				

A	Signatures of responsables for the teams (Off.A)										B
TP	Remarks of referees / IHF Official										TP

Referees	Signatures		Signatures	
	RALUY O (ESP)		SABROSO RAMIREZ A (ESP)	
Technical Officials	Signatures		Signatures	
	TK: HUELIN T (ESP)		SK: ALMARZOOQI O (UAE)	
IHF Official	Signatures		Signatures	
	NACHEVSKI D (MKD)			

Number of 7m scored/awarded to team A resp. B, goals (G), yellow cards (YC), red cards (RC), blue cards (BC) and team penalty (TP)



Results
Resultados / Résultats

Match 33

DEN 37 - 30 SLO
(16 - 13) (21 - 17)

Referees: RALUY O (ESP) / SABROSO RAMIREZ A (ESP)

DEN - Denmark

Players		Shots								Punishments			
No.	Name	G/S	%	6m	Wing	9m	7m	FB	BT	YC	2Min	RC	BC
1	LANDIN JACOBSEN Niklas												
3	CHRISTIANSEN Mads	1/2	50			1/2							
5	MENSAH LARSEN Mads	3/4	75	2/2	0/1	1/1				1			
6	MORTENSEN Casper	4/5	80		3/3	0/1		1/1					
15	NODDESBO Jesper												
16	GREEN KREJBERG Jannick												
17	SVAN Lasse	8/9	89		8/9						1		
19	TOFT HANSEN Rene	2/2	100	1/1				1/1			1		
21	MOLLGAARD JENSEN Henrik									1			
22	SONDERGAARD Kasper	0/1	0			0/1							
23	TOFT HANSEN Henrik	5/5	100	5/5						1	2		
24	HANSEN Mikkel	8/11	73	1/3		5/6	2/2						
25	OLSEN Morten	6/10	60	1/2		5/8					1		
27	DAMGAARD NIELSEN Michael	0/1	0			0/1							
Bench/Team													
Totals		37/50	74	10/13	11/13	12/20	2/2	2/2		3	5		

Goalkeepers		Saves							
No.	Name	S/S	%	6m	Wing	9m	7m	FB	BT
1	LANDIN JACOBSEN Niklas	0/10	0	0/4	0/3	0/2	0/1		
16	GREEN KREJBERG Jannick	7/27	26	2/8	1/3	1/2	2/6	1/5	0/3
Totals		7/37	19	2/12	1/6	1/4	2/7	1/5	0/3

SLO - Slovenia

Players		Shots								Punishments			
No.	Name	G/S	%	6m	Wing	9m	7m	FB	BT	YC	2Min	RC	BC
3	BLAGOTINSEK Blaz	2/2	100	2/2									
7	KAVTICNIK Vid	5/10	50	1/1		1/5	2/3	1/1		1	1		
8	JANC Blaz	6/8	75	1/1	3/4	1/1		1/2		1	1		
11	DOLENEC Jure	0/1	0				0/1						
12	SKOF Gorazd												
13	CINGESAR Darko	2/4	50		2/4							1	
15	POTEKO Vid											2	
18	MIKLAVCIC David	1/1	100					1/1					
22	GABER Matej	1/2	50	1/2						1	1		
23	ZORMAN Uros	3/3	100	2/2				1/1					
25	BEZJAK Marko	6/8	75	3/4		1/2			2/2				
31	RAZGOR Simon												
32	ZARABEC Miha	4/7	57	0/1		0/1	3/4		1/1			1	
90	LESJAK Urban												
Bench/Team										1			
Totals		30/46	65	10/13	5/8	3/9	5/8	4/5	3/3	4	8		

Goalkeepers		Saves							
No.	Name	S/S	%	6m	Wing	9m	7m	FB	BT
12	SKOF Gorazd	3/23	13	0/6	1/7	2/8	0/1	0/1	
90	LESJAK Urban	5/22	23	2/6	0/5	3/9	0/1	0/1	
Totals		8/45	18	2/12	1/12	5/17	0/2	0/2	

RUNNING SCORE

DEN - SLO

1st Half

0 (1') 1 BEZJAK M
 TOFT HANSEN R 1 (1') 1
 OLSEN M 2 (3') 1
 MORTENSEN C 3 (4') 1
 3 (4') 2 JANC B
 OLSEN M 4 (5') 2
 4 (5') 3 KAVTICNIK V
 TOFT HANSEN H 5 (6') 3
 5 (7') 4 KAVTICNIK V
 5 (7') 5 BEZJAK M
 TOFT HANSEN H 6 (10') 5
 HANSEN M 7 (10') 5
 7 (11') 6 KAVTICNIK V
 OLSEN M 8 (12') 6
 8 (13') 7 BEZJAK M
 SVAN L 9 (14') 7
 9 (14') 8 JANC B
 SVAN L 10 (15') 8
 10 (20') 9 CINGESAR D
 HANSEN M 11 (21') 9
 11 (22') 10 JANC B
 TOFT HANSEN H 12 (24') 10
 TOFT HANSEN H 13 (25') 10
 13 (26') 11 KAVTICNIK V
 OLSEN M 14 (27') 11
 14 (27') 12 BEZJAK M
 MORTENSEN C 15 (28') 12
 15 (30') 13 ZORMAN U
 CHRISTIANSEN M 16 (30') 13

2nd Half

HANSEN M 17 (31') 13
 17 (31') 14 ZORMAN U
 SVAN L 18 (32') 14
 18 (32') 15 ZORMAN U
 HANSEN M 19 (34') 15
 SVAN L 20 (35') 15
 20 (35') 16 GABER M
 SVAN L 21 (35') 16
 MORTENSEN C 22 (37') 16
 OLSEN M 23 (38') 16
 23 (39') 17 BLAGOTINSEK B
 MENSAH LARSEN M 24 (39') 17
 MENSAH LARSEN M 25 (41') 17
 TOFT HANSEN R 26 (41') 17
 26 (42') 18 ZARABEC M
 26 (43') 19 JANC B
 MENSAH LARSEN M 27 (44') 19
 27 (45') 20 JANC B
 HANSEN M 28 (45') 20
 28 (46') 21 ZARABEC M
 OLSEN M 29 (46') 21
 TOFT HANSEN H 30 (48') 21
 30 (48') 22 ZARABEC M
 30 (49') 23 KAVTICNIK V
 HANSEN M 31 (51') 23
 31 (51') 24 CINGESAR D
 31 (52') 25 MIKLAVCIC D
 HANSEN M 32 (52') 25
 32 (53') 26 JANC B
 MORTENSEN C 33 (53') 26
 33 (54') 27 BEZJAK M
 SVAN L 34 (55') 27
 SVAN L 35 (55') 27
 HANSEN M 36 (57') 27
 36 (58') 28 ZARABEC M
 SVAN L 37 (59') 28
 37 (59') 29 BEZJAK M
 37 (60') 30 BLAGOTINSEK B



Future Arena
Arena do Futuro
Halle du futur

WED 17 AUG 2016
Start Time: 17:00

Handball
Handebol / Handball

Men
Masculino / Hommes

Quarterfinal
Quartas de final / Quart de finale



Results

Resultados / Résultats

Match 33

Legend:							
%	Efficiency	2Min	2 Minute Suspensions	6m	6-metre Shots	7m	7-metre Shots
9m	9-metre Shots	BT	Breakthroughs	BC	Blue Cards	FB	Fast Breaks
G/S	Goals/Shots	No.	Uniform Number	RC	Red Cards	S/S	Saves/Shots
Wing	Wing Shots	YC	Yellow Cards				



Match Team Statistics

Estatística da partida por equipe / Statistiques du match par équipe

Match 33

DEN 37 - 30 SLO

(16 - 13) (21 - 17)

Referees: RALUY Oscar / SABROSO RAMIREZ Angel (ESP)

DEN - Denmark

Players		Shots								Offence		Defence		Punishments			TP	
No.	Name	G/S	%	6m	Wing	9m	7m	FB	BT	AS	TO	ST	BS	YC	2Min	RC		BC
1	LANDIN JACOBSEN Niklas																	22:16
3	CHRISTIANSEN Mads	1/2	50			1/2				1		1		1				31:52
5	MENSAH LARSEN Mads	3/4	75	2/2	0/1	1/1							2					36:01
6	MORTENSEN Casper	4/5	80		3/3	0/1		1/1		2		1						58:53
15	NODDESBO Jesper																	3:23
16	GREEN KREJBERG Jannick																	34:09
17	SVAN Lasse	8/9	89		8/9											1		60:00
19	TOFT HANSEN Rene	2/2	100	1/1				1/1					2		1			29:24
21	MOLLGAARD JENSEN Henrik													1				7:25
22	SONDERGAARD Kasper	0/1	0			0/1												5:33
23	TOFT HANSEN Henrik	5/5	100	5/5										1	2			52:05
24	HANSEN Mikkel	8/11	73	1/3		5/6	2/2			6	1	1						46:09
25	OLSEN Morten	6/10	60	1/2		5/8				4	2				1			28:37
27	DAMGAARD NIELSEN Michael	0/1	0			0/1												4:13
Bench/Team																		
Totals		37/50	74	10/13	11/13	12/20	2/2	2/2		13	3	3	4	3	5			

Goalkeepers		Total Shots		6m Shots		Wing Shots		9m Shots		7m Shots		Fast Breaks		Breakthroughs	
No.	Name	S/S	%	S/S	%	S/S	%	S/S	%	S/S	%	S/S	%	S/S	%
1	LANDIN JACOBSEN Niklas	0/10	0	0/4	0	0/3	0	0/2	0	0/1	0				
16	GREEN KREJBERG Jannick	7/27	26	2/8	25	1/3	33	1/2	50	2/6	33	1/5	20	0/3	0
Totals		7/37	19	2/12	17	1/6	17	1/4	25	2/7	29	1/5	20	0/3	0

Team Shots	Goals	Saves	Missed	Post	Blocked	Total	%
6m Shots	10	2			1	13	77
Wing Shots	11	1		1		13	85
9m Shots	12	5			3	20	60
7m Shots	2				N/A	2	100
Fast Breaks	2					2	100
Breakthroughs							
Totals	37	8		1	4	50	74

Number of Attacks: 49, Scoring Efficiency: 76%



Match Team Statistics

Estatística da partida por equipe / Statistiques du match par équipe

Match 33

DEN 37 - 30 SLO

(16 - 13) (21 - 17)

Referees: RALUY Oscar / SABROSO RAMIREZ Angel (ESP)

DEN - Denmark

Shots Distribution

Players

Goals / Shots

1 LANDIN JACOBSEN N	3 CHRISTIANSEN M	5 MENSÅH LARSEN M	6 MORTENSEN C	15 NODDESBO J	16 GREEN KREJBERG J	17 SVAN L
	1/1	1/1 1/1				1/1
		1/1	2/2			1/1
		0/1	1/1 1/2			1/1 2/2 2/2

1-Post

19 TOFT HANSEN R	21 MOLLGAARD JENSEN H	22 SONDERGAARD K	23 TOFT HANSEN H	24 HANSEN M	25 OLSEN M	27 DAMGAARD NIELSEN M
			2/2 1/1	1/1 2/3 1/1	1/1	
			1/1		2/2 1/2	0/1
1/1 1/1			1/1	2/2 2/2	2/2 0/2	

1-Blocked

2-Blocked

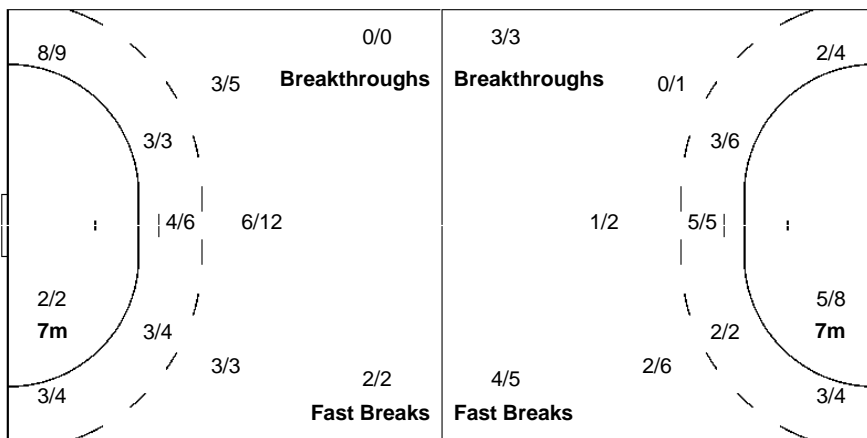
1-Blocked

Team
Goals / Shots

5/5	4/5	2/3
5/5		5/7
7/7	6/8	3/5

1-Post 4-Blocked

Offence



Goalkeepers
Saves / Shots

	0/2	0/1
3/4	1/1	1/5
0/11	2/8	0/5

1 LANDIN JACOBSEN N

0/1		0/1
0/4	0/2	0/2

16 GREEN KREJBERG J

	0/2	0/1
3/3	1/1	1/4
0/7	2/6	0/3



Match Team Statistics

Estatística da partida por equipe / Statistiques du match par équipe

Match 33

DEN 37 - 30 SLO

(16 - 13) (21 - 17)

Referees: RALUY Oscar / SABROSO RAMIREZ Angel (ESP)

SLO - Slovenia

Players		Shots								Offence		Defence		Punishments			TP	
No.	Name	G/S	%	6m	Wing	9m	7m	FB	BT	AS	TO	ST	BS	YC	2Min	RC		BC
3	BLAGOTINSEK Blaz	2/2	100	2/2						2		1	2		1			34:58
7	KAVTICNIK Vid	5/10	50	1/1		1/5	2/3	1/1		2				1	1			42:28
8	JANC Blaz	6/8	75	1/1	3/4	1/1		1/2		1				1	1			54:01
11	DOLENEC Jure	0/1	0				0/1				1							9:02
12	SKOF Gorazd																	27:39
13	CINGESAR Darko	2/4	50		2/4										1			50:20
15	POTEKO Vid														2			22:55
18	MIKLAVCIC David	1/1	100					1/1		1	1	1						19:31
22	GABER Matej	1/2	50	1/2									2	1	1			37:53
23	ZORMAN Uros	3/3	100	2/2				1/1		2	5							32:36
25	BEZJAK Marko	6/8	75	3/4		1/2			2/2	2	1							26:07
31	RAZGOR Simon																	6:03
32	ZARABEC Miha	4/7	57	0/1		0/1	3/4		1/1	2					1			28:06
90	LESJAK Urban																	28:21
Bench/Team											1			1				
Totals		30/46	65	10/13	5/8	3/9	5/8	4/5	3/3	12	9	2	4	4	8			

Goalkeepers		Total Shots		6m Shots		Wing Shots		9m Shots		7m Shots		Fast Breaks		Breakthroughs	
No.	Name	S/S	%	S/S	%	S/S	%	S/S	%	S/S	%	S/S	%	S/S	%
12	SKOF Gorazd	3/23	13	0/6	0	1/7	14	2/8	25	0/1	0	0/1	0		
90	LESJAK Urban	5/22	23	2/6	33	0/5	0	3/9	33	0/1	0	0/1	0		
Totals		8/45	18	2/12	17	1/12	8	5/17	29	0/2	0	0/2	0		

Team Shots	Goals	Saves	Missed	Post	Blocked	Total	%
6m Shots	10	2			1	13	77
Wing Shots	5	1	2			8	63
9m Shots	3	1	2		3	9	33
7m Shots	5	2		1	N/A	8	63
Fast Breaks	4	1				5	80
Breakthroughs	3					3	100
Totals	30	7	4	1	4	46	65

Number of Attacks: 49, Scoring Efficiency: 61%



Match Team Statistics

Estatística da partida por equipe / Statistiques du match par équipe

Match 33

DEN 37 - 30 SLO

(16 - 13) (21 - 17)

Referees: RALUY Oscar / SABROSO RAMIREZ Angel (ESP)

SLO - Slovenia

Shots Distribution


Players

Goals / Shots

3 BLAGOTINSEK B	7 KAVTICNIK V	8 JANC B	11 DOLENEC J	12 SKOF G	13 CINGESAR D	15 POTEKO V
1/1 1/1	3/3 2/3	2/2 1/1 1/1	0/1		0/1 1/1	
	1-Missed 3-Blocked	1-Missed			1-Missed	
18 MIKLAVCIC D	22 GABER M	23 ZORMAN U	25 BEZJAK M	31 RAZGOR S	32 ZARABEC M	90 LESJAK U
1/1	0/1 1/1	1/1 1/1	1/1 1/1		0/1 3/3	
	1/1	1/1	2/3 1/1		1-Missed 1-Post	
			1-Blocked			

Team
Goals / Shots

	2/2	1/1
1/4	0/1	4/5
11/11	6/8	5/5
4-Missed	1-Post	4-Blocked



Goalkeepers
Saves / Shots

0/5	1/5	1/3
0/5		2/7
0/7	2/8	2/5

12 SKOF G

0/4	0/3	
0/2		1/3
0/4	2/5	0/2

90 LESJAK U

0/1	1/2	1/3
0/3		1/4
0/3	0/3	2/3

Legend:

%	Efficiency	2Min	2 Minute Suspensions	6m	6 metre Shots	7m	7 metre Shots	9m	9 metre Shots
AS	Assists	BS	Blocked Shots	BT	Breakthroughs	BC	Blue Cards	FB	Fast Breaks
G/S	Goals/Shots	N/A	Not Applicable	No.	Uniform Number	RC	Red Cards	S/S	Saves/Shots
ST	Steals	TO	Turnover	TP	Time Played	Wing	Wing Shots	YC	Yellow Cards



Match Report

Relatório da partida / Rapport du match

Team A										Team B														
A					GER - Germany					B					QAT - Qatar									
played in		in the hall		on		at		Spectators		Match Number		Rio de Janeiro		Future Arena		WED 17 AUG 2016		13:30		7,518		34		
Half-time (30')	A	B	End of playing time		A	B	1st extra time		A	B	2nd extra time		A	B	After penalty throws		A	B						
Number of 7m	A	Team time-out			Full name of players and officials										Team time-out			B	Number of 7m					
	2/3	1	28:16	2	52:32	3											1	22:25	2	47:19	3	2/3		
No.	Team A				G	YC	2'	RC	BC	No.	Team B				G	YC	2'	RC	BC					
3	GENSHEIMER Uwe				5		1			1	MARKOVIC Zarko				4									
6	LEMKE Finn						1			4	MABROUK Hassan					1								
7	WIENCEK Patrick				3	1				5	BAGARIC Marko					1								
9	REICHMANN Tobias				5					6	ALSALTIALKRAD Mustafa													
10	WIEDE Fabian				5					7	ROINE Bertrand				2	1								
12	HEINEVETTER Silvio									9	CAPOTE Rafael				9									
13	PEKELER Hendrik				4	1	1			11	MURAD Abdulrazzaq				1									
17	WEINHOLD Steffen				2					12	SARIC Danijel													
19	STROBEL Martin				1		1			13	MEMISEVIC Eldar				1									
23	FATH Steffen									14	ALRAYES Bassel				1		1							
25	HAFNER Kai				3					15	MEGDICH Nasreddine				1									
33	WOLFF Andreas									16	STOJANOVIC Goran													
35	KUHN Julius				3	1	1			19	FERNANDEZ Borja				1									
95	DRUX Paul				3					25	MALLASH Kamal Aldin				2									

Off.A	SIGURDSSON Dagur								Off.A	ALHAIL Yousuf								
Off.B	KROMER Axel								Off.B	RIVERA Valero								
Off.C	STEUER Dr Kurt								Off.C	ARCAS Ricardo								
Off.D	GRASCHUS Peter								Off.D	GUTIERREZ Jose Antonio								
Off.E	HAASE Alexander																	
Off.F	ROTH Reinhold																	

A	Signatures of responsables for the teams (Off.A)																B
TP	Remarks of referees / IHF Official																TP

Referees	Signatures				Signatures			
	LAH B (SLO)				SOK D (SLO)			
Technical Officials	Signatures				Signatures			
	TK: REISINGER G (AUT)				SK: TOSI BRANDI M (ITA)			
IHF Official	Signatures				Signatures			
	OIE SO (NOR)							

Number of 7m scored/awarded to team A resp. B, goals (G), yellow cards (YC), red cards (RC), blue cards (BC) and team penalty (TP)



Results
Resultados / Résultats

Match 34

GER 34 - 22 QAT
(16 - 12) (18 - 10)

Referees: LAH B (SLO) / SOK D (SLO)

GER - Germany

Players		Shots								Punishments			
No.	Name	G/S	%	6m	Wing	9m	7m	FB	BT	YC	2Min	RC	BC
3	GENSHEIMER Uwe	5/8	63	1/1	1/3		1/2	2/2			1		
6	LEMKE Finn										1		
7	WIENCEK Patrick	3/5	60	3/4				0/1		1			
9	REICHMANN Tobias	5/5	100		1/1		1/1	3/3					
10	WIEDE Fabian	5/9	56	1/3		2/3		2/3					
12	HEINEVETTER Silvio												
13	PEKELER Hendrik	4/4	100	3/3				1/1		1	1		
17	WEINHOLD Steffen	2/2	100			1/1			1/1				
19	STROBEL Martin	1/1	100			1/1					1		
23	FATH Steffen												
25	HAFNER Kai	3/5	60	1/3		2/2							
33	WOLFF Andreas												
35	KUHN Julius	3/5	60	1/1		2/4				1	1		
95	DRUX Paul	3/3	100	1/1		2/2							
Bench/Team													
Totals		34/47	72	11/16	2/4	10/13	2/3	8/10	1/1	3	5		

Goalkeepers		Saves							
No.	Name	S/S	%	6m	Wing	9m	7m	FB	BT
12	HEINEVETTER Silvio	2/4	50	0/1		2/2		0/1	
33	WOLFF Andreas	13/32	41	4/9	0/1	7/16	1/3		1/3
Totals		15/37	41	4/10	0/1	9/18	1/3	0/1	1/4

QAT - Qatar

Players		Shots								Punishments			
No.	Name	G/S	%	6m	Wing	9m	7m	FB	BT	YC	2Min	RC	BC
1	MARKOVIC Zarko	4/12	33	1/1		1/8	2/3						
4	MABROUK Hassan	0/1	0			0/1				1			
5	BAGARIC Marko	0/2	0			0/2				1			
6	ALSALTIALKRAD Mustafa												
7	ROINE Bertrand	2/7	29			2/7				1			
9	CAPOTE Rafael	9/14	64	2/3		6/9			1/2				
11	MURAD Abdulrazzaq	1/1	100					1/1					
12	SARIC Danijel												
13	MEMISEVIC Eldar	1/3	33	1/3									
14	ALRAYES Bassel	1/2	50	1/2							1		
15	MEGDICH Nasreddine	1/2	50		1/2								
16	STOJANOVIC Goran												
19	FERNANDEZ Borja	1/1	100	1/1									
25	MALLASH Kamal Aldin	2/4	50	0/1		0/1			2/2				
Bench/Team													
Totals		22/49	45	6/11	1/2	9/28	2/3	1/1	3/4	3	1		

Goalkeepers		Saves							
No.	Name	S/S	%	6m	Wing	9m	7m	FB	BT
12	SARIC Danijel	7/32	22	3/11	2/4	1/8		1/8	0/1
16	STOJANOVIC Goran	1/10	10	0/3		0/3	1/3	0/1	
Totals		8/42	19	3/14	2/4	1/11	1/3	1/9	0/1

RUNNING SCORE
GER - QAT

1st Half

WIEDE F 1 (1) 0
PEKELER H 2 (3) 0
HAFNER K 3 (4) 1 ROINE B
3 (5) 2 CAPOTE R
3 (6) 3 CAPOTE R
3 (7) 4 ALRAYES B
REICHMANN T 4 (10) 4
REICHMANN T 5 (11) 4
5 (12) 5 MEGDICH N
GENSHEIMER U 6 (13) 5
6 (13) 6 CAPOTE R
KUHN J 7 (14) 6
KUHN J 8 (15) 6
8 (16) 7 MARKOVIC Z
8 (17) 8 CAPOTE R
GENSHEIMER U 9 (18) 8
HAFNER K 10 (19) 8
WIENCEK P 11 (21) 8
DRUX P 12 (23) 8
12 (24) 9 CAPOTE R
12 (25) 10 CAPOTE R
GENSHEIMER U 13 (27) 10
13 (27) 11 CAPOTE R
DRUX P 14 (28) 11
14 (28) 12 FERNANDEZ B
GENSHEIMER U 15 (29) 12
REICHMANN T 16 (30) 12

2nd Half

HAFNER K 17 (33) 12
PEKELER H 18 (33) 12
18 (34) 13 CAPOTE R
PEKELER H 19 (34) 13
WIENCEK P 20 (35) 13
20 (36) 14 MEMISEVIC E
20 (37) 15 MALLASH KA
REICHMANN T 21 (38) 15
21 (40) 16 CAPOTE R
DRUX P 22 (41) 16
22 (41) 17 MALLASH KA
WIEDE F 23 (42) 17
WIEDE F 24 (44) 17
24 (44) 18 MARKOVIC Z
STROBEL M 25 (46) 18
GENSHEIMER U 26 (47) 18
REICHMANN T 27 (48) 18
WEINHOLD S 28 (50) 18
PEKELER H 29 (51) 18
29 (51) 19 ROINE B
29 (53) 20 MARKOVIC Z
KUHN J 30 (53) 20
WEINHOLD S 31 (54) 20
WIEDE F 32 (56) 20
32 (57) 21 MARKOVIC Z
32 (57) 22 MURAD A
WIENCEK P 33 (58) 22
WIEDE F 34 (59) 22

Legend:

%	Efficiency	2Min	2 Minute Suspensions	6m	6-metre Shots	7m	7-metre Shots
9m	9-metre Shots	BT	Breakthroughs	BC	Blue Cards	FB	Fast Breaks
G/S	Goals/Shots	No.	Uniform Number	RC	Red Cards	S/S	Saves/Shots
Wing	Wing Shots	YC	Yellow Cards				



Match Team Statistics

Estatística da partida por equipe / Statistiques du match par équipe

Match 34

GER 34 - 22 QAT

(16 - 12) (18 - 10)

Referees: LAH Bojan / SOK David (SLO)

GER - Germany

Players		Shots								Offence		Defence		Punishments			TP	
No.	Name	G/S	%	6m	Wing	9m	7m	FB	BT	AS	TO	ST	BS	YC	2Min	RC		BC
3	GENSHEIMER Uwe	5/8	63	1/1	1/3		1/2	2/2		1					1			41:19
6	LEMKE Finn									2		2	3		1			37:12
7	WIENCEK Patrick	3/5	60	3/4				0/1			1			1				42:58
9	REICHMANN Tobias	5/5	100		1/1		1/1	3/3		1								53:18
10	WIEDE Fabian	5/9	56	1/3		2/3		2/3		6	1							32:36
12	HEINEVETTER Silvio									1								5:53
13	PEKELER Hendrik	4/4	100	3/3				1/1		1		1	1	1	1			43:14
17	WEINHOLD Steffen	2/2	100			1/1			1/1	1	2							10:10
19	STROBEL Martin	1/1	100			1/1				1					1			27:24
23	FATH Steffen										1							3:07
25	HAFNER Kai	3/5	60	1/3		2/2				1	1							19:51
33	WOLFF Andreas																	50:28
35	KUHN Julius	3/5	60	1/1		2/4				1	1		1	1	1			21:47
95	DRUX Paul	3/3	100	1/1		2/2				3		1						30:43
Bench/Team																		
Totals		34/47	72	11/16	2/4	10/13	2/3	8/10	1/1	19	7	4	5	3	5			

Goalkeepers		Total Shots		6m Shots		Wing Shots		9m Shots		7m Shots		Fast Breaks		Breakthroughs	
No.	Name	S/S	%	S/S	%	S/S	%	S/S	%	S/S	%	S/S	%	S/S	%
12	HEINEVETTER Silvio	2/4	50	0/1	0			2/2	100			0/1	0		
33	WOLFF Andreas	13/32	41	4/9	44	0/1	0	7/16	44	1/3	33			1/3	33
Totals		15/37	41	4/10	40	0/1	0	9/18	50	1/3	33	0/1	0	1/4	25

Team Shots	Goals	Saves	Missed	Post	Blocked	Total	%
6m Shots	11	3	1	1		16	69
Wing Shots	2	2				4	50
9m Shots	10	1	1		1	13	77
7m Shots	2	1			N/A	3	67
Fast Breaks	8	1		1		10	80
Breakthroughs	1					1	100
Totals	34	8	2	2	1	47	72

Number of Attacks: 53, Scoring Efficiency: 64%



Match Team Statistics

Estatística da partida por equipe / Statistiques du match par équipe

Match 34

GER 34 - 22 QAT
(16 - 12) (18 - 10)

Referees: LAH Bojan / SOK David (SLO)

GER - Germany

Shots Distribution

Players

Goals / Shots

3 GENSHEIMER U	6 LEMKE F	7 WIENCEK P	9 REICHMANN T	10 WIEDE F	12 HEINEVETTER S	13 PEKELER H
0/1		2/2 0/1	4/4	1/1 0/1		1/1 1/1 1/1
1/1				1/1 1/3		
2/2 0/1 2/3		1/1		2/2		1/1

1-Post

1-Post

17 WEINHOLD S	19 STROBEL M	23 FATH S	25 HAFNER K	33 WOLFF A	35 KUHN J	95 DRUX P
			1/1			1/1
1/1			1/1		1/1	1/1
		1/1		1/2		1/1 1/1

1-Missed

1-Missed


1-Blocked

Team
Goals / Shots

9/9	2/3	1/3
2/2		2/4
6/6	2/3	10/12

2-Missed 2-Post 1-Blocked

Offence



Defence

Goalkeepers
Saves / Shots

2/5	2/3	1/4
4/8	1/1	1/3
2/6	0/1	2/6

12 HEINEVETTER S

1/3		
	1/1	

33 WOLFF A

1/2	2/3	1/4
4/8		1/2
2/6	0/1	2/6



Match Team Statistics

Estatística da partida por equipe / Statistiques du match par équipe

Match 34

GER 34 - 22 QAT

(16 - 12) (18 - 10)

Referees: LAH Bojan / SOK David (SLO)

QAT - Qatar

Players		Shots								Offence		Defence		Punishments			TP	
No.	Name	G/S	%	6m	Wing	9m	7m	FB	BT	AS	TO	ST	BS	YC	2Min	RC		BC
1	MARKOVIC Zarko	4/12	33	1/1		1/8	2/3				3							20:00
4	MABROUK Hassan	0/1	0			0/1								1				27:46
5	BAGARIC Marko	0/2	0			0/2				1				1				24:23
6	ALSALTIALKRAD Mustafa																	4:17
7	ROINE Bertrand	2/7	29			2/7					1			1				52:46
9	CAPOTE Rafael	9/14	64	2/3		6/9			1/2	2	1							57:24
11	MURAD Abdulrazzaq	1/1	100					1/1				1						38:22
12	SARIC Danijel																	45:30
13	MEMISEVIC Eldar	1/3	33	1/3														23:40
14	ALRAYES Bassel	1/2	50	1/2						1	1		1		1			30:13
15	MEGDICH Nasreddine	1/2	50		1/2					1								44:20
16	STOJANOVIC Goran																	13:49
19	FERNANDEZ Borja	1/1	100	1/1							1							3:02
25	MALLASH Kamal Aldin	2/4	50	0/1		0/1			2/2	1	1							34:28
Bench/Team																		
Totals		22/49	45	6/11	1/2	9/28	2/3	1/1	3/4	6	8	1	1	3	1			

Goalkeepers		Total Shots		6m Shots		Wing Shots		9m Shots		7m Shots		Fast Breaks		Breakthroughs	
No.	Name	S/S	%	S/S	%	S/S	%	S/S	%	S/S	%	S/S	%	S/S	%
12	SARIC Danijel	7/32	22	3/11	27	2/4	50	1/8	13			1/8	13	0/1	0
16	STOJANOVIC Goran	1/10	10	0/3	0			0/3	0	1/3	33	0/1	0		
Totals		8/42	19	3/14	21	2/4	50	1/11	9	1/3	33	1/9	11	0/1	0

Team Shots	Goals	Saves	Missed	Post	Blocked	Total	%
6m Shots	6	4			1	11	55
Wing Shots	1		1			2	50
9m Shots	9	9	2	4	4	28	32
7m Shots	2	1			N/A	3	67
Fast Breaks	1					1	100
Breakthroughs	3	1				4	75
Totals	22	15	3	4	5	49	45

Number of Attacks: 53, Scoring Efficiency: 42%



Match Team Statistics

Estatística da partida por equipe / Statistiques du match par équipe

Match 34

GER 34 - 22 QAT

(16 - 12) (18 - 10)

Referees: LAH Bojan / SOK David (SLO)

QAT - Qatar

Shots Distribution

Players

Goals / Shots

1 MARKOVIC Z			4 MABROUK H			5 BAGARIC M			6 ALSALTIALKRAD M			7 ROINE B			9 CAPOTE R			11 MURAD A		
1/1	0/1											0/1		0/1	0/1		2/2	1/1		
0/2		1/2										1/1	0/1		2/2		1/1			
		2/2						0/1				1/1			1/3	1/1	2/3			

1-Missed 2-Post 1-Blocked 1-Missed

1-Blocked

1-Post 1-Blocked

1-Post

12 SARIC D			13 MEMISEVIC E			14 ALRAYES B			15 MEGDICH N			16 STOJANOVIC G			19 FERNANDEZ B			25 MALLASH KA		
						0/1	1/1		1/1										1/1	
			1/3												1/1					
																		1/1		

1-Missed

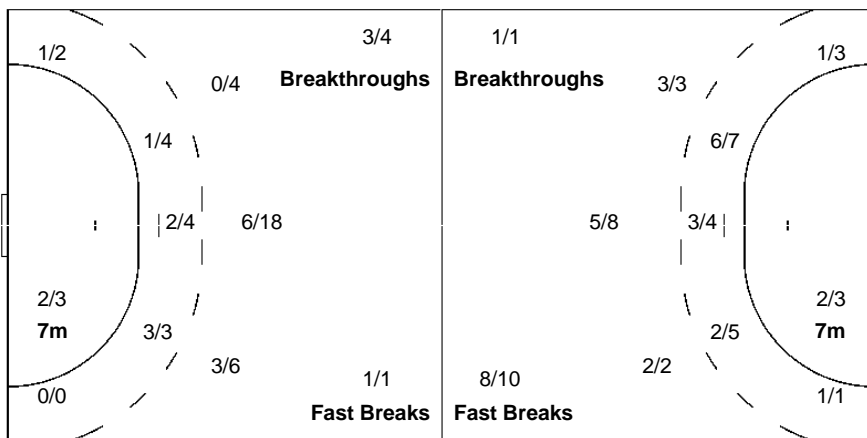
2-Blocked

Team
Goals / Shots

3/5	1/3	3/4
4/8	0/1	2/3
4/6	1/1	4/6

3-Missed 4-Post 5-Blocked

Offence



Defence

Goalkeepers
Saves / Shots

0/9	1/3	2/3
0/2		2/4
0/6	1/3	2/12

12 SARIC D

0/7	1/2	2/2
		2/3
0/6	1/2	1/10

16 STOJANOVIC G

0/2	0/1	0/1
0/2		0/1
	0/1	1/2

% Efficiency	2Min 2 Minute Suspensions	6m 6 metre Shots	7m 7 metre Shots	9m 9 metre Shots
AS Assists	BS Blocked Shots	BT Breakthroughs	BC Blue Cards	FB Fast Breaks
G/S Goals/Shots	N/A Not Applicable	No. Uniform Number	RC Red Cards	S/S Saves/Shots
ST Steals	TO Turnover	TP Time Played	Wing Wing Shots	YC Yellow Cards



Match Report

Relatório da partida / Rapport du match

Team A										Team B											
A					POL - Poland					B					DEN - Denmark						
played in					in the hall					on					at					Match Number	
Rio de Janeiro					Future Arena					FRI 19 AUG 2016					20:30		8,689		35		
Half-time (30')	A	B	End of playing time		A	B	1st extra time		A	B	2nd extra time		A	B	After penalty throws		A	B			
	15	16			25	25			28	29											
Number of 7m	A	Team time-out			Full name of players and officials										Team time-out			B	Number of 7m		
		1/2	1	2											3	1	2			3	2/2
		15:46	54:10	59:36																	
No.	Team A					G	YC	2'	RC	BC	No.	Team B					G	YC	2'	RC	BC
1	SZMAL Slawomir										1	LANDIN JACOBSEN Niklas					1				
3	LIJEWSKI Krzysztof					3	1	1			3	CHRISTIANSEN Mads					4		1		
5	JACHLEWSKI Mateusz							1			5	MENSAH LARSEN Mads									
6	KRAJEWSKI Przemyslaw					1					6	MORTENSEN Casper					2				
8	BIELECKI Karol					7					15	NODDESBO Jesper									
11	WISNIEWSKI Adam					1	1				16	GREEN KREJBERG Jannick									
13	JURECKI Bartosz					1					17	SVAN Lasse					1				
15	JURECKI Michal										19	TOFT HANSEN Rene					1	1			
16	WYSZOMIRSKI Piotr										21	MOLLGAARD JENSEN Henrik									
20	JURKIEWICZ Mariusz					4					22	SONDERGAARD Kasper					3				
23	SYPRZAK Kamil					5					23	TOFT HANSEN Henrik							2		
26	DASZEK Michal					5					24	HANSEN Mikkel					10	1			
35	KUS Mateusz					1	1	1			25	OLSEN Morten					7				
45	SZYBA Michal										27	DAMGAARD NIELSEN Michael									

Off.A	LIS Robert	1				Off.A	GUDMUNDSSON Gudmundur	1			
Off.B	DUJSHEBAEV Talant					Off.B	KRONBORG Henrik				
Off.C	OWCZARSKI Tomasz					Off.C	JOHANNSEN Kai				
Off.D	BUCZAK Jerzy					Off.D	POULSEN Peter				

A	Signatures of responsables for the teams (Off.A)										B
TP	Remarks of referees / IHF Official										TP

Referees	Signatures		Signatures	
	HORACEK V (CZE)		NOVOTNY J (CZE)	
Technical Officials	Signatures		Signatures	
	TK: OIE SO (NOR)		SK: SICHELSCHEMIDT P (GER)	
IHF Official	Signatures		Signatures	
	HUELIN T (ESP)			

Number of 7m scored/awarded to team A resp. B, goals (G), yellow cards (YC), red cards (RC), blue cards (BC) and team penalty (TP)



Results
Resultados / Résultats

Match 35

POL 28 - 29 DEN
(15 - 16) (10 - 9) (3 - 4)

Referees: HORACEK V (CZE) / NOVOTNY J (CZE)

POL - Poland

Players		Shots								Punishments			
No.	Name	G/S	%	6m	Wing	9m	7m	FB	BT	YC	2Min	RC	BC
1	SZMAL Slawomir												
3	LIJEWSKI Krzysztof	3/7	43	1/2		2/4			0/1	1	1		
5	JACHLEWSKI Mateusz	0/1	0					0/1			1		
6	KRAJEWSKI Przemyslaw	1/1	100						1/1				
8	BIELECKI Karol	7/12	58			6/10	1/2						
11	WISNIEWSKI Adam	1/4	25		1/4					1			
13	JURECKI Bartosz	1/1	100	1/1									
15	JURECKI Michal												
16	WYSZOMIRSKI Piotr												
20	JURKIEWICZ Mariusz	4/4	100	2/2		1/1		1/1					
23	SYPRZAK Kamil	5/8	63	5/6		0/2							
26	DASZEK Michal	5/5	100	1/1	1/1	1/1		2/2					
35	KUS Mateusz	1/1	100					1/1		1	1		
45	SZYBA Michal												
Bench/Team										1			
Totals		28/44	64	10/12	2/5	10/18	1/2	4/5	1/2	4	3		

Goalkeepers		Saves							
No.	Name	S/S	%	6m	Wing	9m	7m	FB	BT
1	SZMAL Slawomir	1/9	11	0/1		1/6	0/1		0/1
16	WYSZOMIRSKI Piotr	19/40	48	2/4	2/3	10/22	0/1	4/6	1/4
Totals		20/49	41	2/5	2/3	11/28	0/2	4/6	1/5

DEN - Denmark

Players		Shots								Punishments			
No.	Name	G/S	%	6m	Wing	9m	7m	FB	BT	YC	2Min	RC	BC
1	LANDIN JACOBSEN Niklas	1/1	100			1/1							
3	CHRISTIANSEN Mads	4/6	67			3/5			1/1		1		
5	MENSAH LARSEN Mads	0/1	0			0/1							
6	MORTENSEN Casper	2/5	40	0/1	0/1			2/3					
15	NODDESBO Jesper												
16	GREEN KREJBERG Jannick												
17	SVAN Lasse	1/5	20	1/2	0/2			0/1					
19	TOFT HANSEN Rene	1/1	100	1/1						1			
21	MOLLGAARD JENSEN Henrik												
22	SONDERGAARD Kasper	3/3	100		1/1	2/2							
23	TOFT HANSEN Henrik	0/2	0					0/2			2		
24	HANSEN Mikkel	10/18	56			8/16	2/2			1			
25	OLSEN Morten	7/13	54	1/1		3/9			3/3				
27	DAMGAARD NIELSEN Michael	0/3	0			0/2			0/1				
Bench/Team										1			
Totals		29/58	50	3/5	1/4	17/36	2/2	2/6	4/5	3	3		

Goalkeepers		Saves							
No.	Name	S/S	%	6m	Wing	9m	7m	FB	BT
1	LANDIN JACOBSEN Niklas	13/40	33	2/12	3/5	5/15	1/2	1/4	1/2
16	GREEN KREJBERG Jannick								
Totals		13/41	32	2/12	3/5	5/15	1/2	1/5	1/2

RUNNING SCORE

POL - DEN

1st Half

	0 (1) 1	OLSEN M
	0 (2) 2	OLSEN M
	0 (4) 3	HANSEN M
JURKIEWICZ M	1 (5) 3	
	1 (6) 4	SVAN L
JURKIEWICZ M	2 (8) 4	
JURKIEWICZ M	3 (9) 4	
	3 (10) 5	CHRISTIANSEN M
BIELECKI K	4 (11) 5	
SYPRZAK K	5 (12) 5	
	5 (13) 6	CHRISTIANSEN M
	5 (14) 7	HANSEN M
	5 (16) 8	HANSEN M
SYPRZAK K	6 (17) 8	
	6 (17) 9	OLSEN M
SYPRZAK K	7 (18) 9	
KUS M	8 (19) 9	
DASZEK M	9 (19) 9	
	9 (20) 10	SONDERGAARD K
	9 (21) 11	MORTENSEN C
BIELECKI K	10 (22) 11	
	10 (22) 12	OLSEN M
	10 (23) 13	MORTENSEN C
	10 (24) 14	HANSEN M
JURECKI B	11 (24) 14	
	11 (25) 15	HANSEN M
KRAJEWSKI P	12 (26) 15	
BIELECKI K	13 (28) 15	
DASZEK M	14 (29) 15	
BIELECKI K	15 (30) 15	
	15 (30) 16	SONDERGAARD K

2nd Half

DASZEK M	16 (31) 16	
LIJEWSKI K	17 (34) 16	
	17 (34) 17	OLSEN M
JURKIEWICZ M	18 (35) 17	
LIJEWSKI K	19 (36) 17	
	19 (37) 18	HANSEN M
	19 (40) 19	HANSEN M
	19 (43) 20	CHRISTIANSEN M
SYPRZAK K	20 (46) 20	
BIELECKI K	21 (47) 20	
	21 (48) 21	HANSEN M
WISNIEWSKI A	22 (53) 21	
	22 (53) 22	CHRISTIANSEN M
	22 (54) 23	LANDIN JACOBSEN N
BIELECKI K	23 (55) 23	
SYPRZAK K	24 (57) 23	
	24 (58) 24	SONDERGAARD K
	24 (60) 25	HANSEN M
DASZEK M	25 (60) 25	

1st Extra Time

	25 (61) 26	OLSEN M
	25 (62) 27	TOFT HANSEN R
	25 (64) 28	OLSEN M
DASZEK M	26 (64) 28	
	26 (65) 29	HANSEN M
LIJEWSKI K	27 (66) 29	
BIELECKI K	28 (70) 29	

Legend:

%	Efficiency	2Min	2 Minute Suspensions	6m	6-metre Shots	7m	7-metre Shots
9m	9-metre Shots	BT	Breakthroughs	BC	Blue Cards	FB	Fast Breaks
G/S	Goals/Shots	No.	Uniform Number	RC	Red Cards	S/S	Saves/Shots
Wing	Wing Shots	YC	Yellow Cards				



Match Team Statistics

Estatística da partida por equipe / Statistiques du match par équipe

Match 35

POL 28 - 29 DEN

(15 - 16) (10 - 9) (3 - 4)

Referees: HORACEK Vaclav / NOVOTNY Jiri (CZE)

POL - Poland

Players		Shots								Offence		Defence		Punishments			TP	
No.	Name	G/S	%	6m	Wing	9m	7m	FB	BT	AS	TO	ST	BS	YC	2Min	RC		BC
1	SZMAL Slawomir																	15:24
3	LIJEWSKI Krzysztof	3/7	43	1/2		2/4			0/1	4	1		1	1	1			56:37
5	JACHLEWSKI Mateusz	0/1	0					0/1				1			1			35:27
6	KRAJEWSKI Przemyslaw	1/1	100						1/1	1	2							18:07
8	BIELECKI Karol	7/12	58			6/10	1/2			3	1							43:48
11	WISNIEWSKI Adam	1/4	25		1/4									1				53:13
13	JURECKI Bartosz	1/1	100	1/1							1							9:34
15	JURECKI Michal																	0:00
16	WYSZOMIRSKI Piotr																	48:34
20	JURKIEWICZ Mariusz	4/4	100	2/2		1/1		1/1		2	4		4					54:20
23	SYPRZAK Kamil	5/8	63	5/6		0/2					3							31:57
26	DASZEK Michal	5/5	100	1/1	1/1	1/1		2/2		1	2							66:54
35	KUS Mateusz	1/1	100					1/1				1		1	1			41:13
45	SZYBA Michal																	14:52
Bench/Team														1				
Totals		28/44	64	10/12	2/5	10/18	1/2	4/5	1/2	11	14	2	5	4	3			

Goalkeepers		Total Shots		6m Shots		Wing Shots		9m Shots		7m Shots		Fast Breaks		Breakthroughs	
No.	Name	S/S	%	S/S	%	S/S	%	S/S	%	S/S	%	S/S	%	S/S	%
1	SZMAL Slawomir	1/9	11	0/1	0			1/6	17	0/1	0			0/1	0
16	WYSZOMIRSKI Piotr	19/40	48	2/4	50	2/3	67	10/22	45	0/1	0	4/6	67	1/4	25
Totals		20/49	41	2/5	40	2/3	67	11/28	39	0/2	0	4/6	67	1/5	20

Team Shots	Goals	Saves	Missed	Post	Blocked	Total	%
6m Shots	10	2				12	83
Wing Shots	2	3				5	40
9m Shots	10	5			3	18	56
7m Shots	1	1			N/A	2	50
Fast Breaks	4	1				5	80
Breakthroughs	1	1				2	50
Totals	28	13			3	44	64

Number of Attacks: 55, Scoring Efficiency: 51%



Match Team Statistics

Estatística da partida por equipe / Statistiques du match par équipe

Match 35

POL 28 - 29 DEN
(15 - 16) (10 - 9) (3 - 4)

Referees: HORACEK Vaclav / NOVOTNY Jiri (CZE)

POL - Poland

Shots Distribution

Players

Goals / Shots

1 SZMAL S	3 LIJEWSKI K	5 JACHLEWSKI M	6 KRAJEWSKI P	8 BIELECKI K	11 WISNIEWSKI A	13 JURECKI B
		0/1	1/1	1/2 1/1	0/1 0/1	
		1/1		0/1 0/1 1/1	0/1	
	2/5			2/3 1/1 1/1	1/1	1/1

1-Blocked


15 JURECKI M	16 WYSZOMIRSKI P	20 JURKIEWICZ M	23 SYPRZAK K	26 DASZEK M	35 KUS M	45 SZYBA M
		1/1 1/1	1/1 1/1	2/2		
				1/1	1/1	
		1/1 1/1	0/1 2/2 1/1			1/1

2-Blocked

Team
Goals / Shots

5/7	3/5	2/3
1/3	0/1	3/3
5/10	5/5	4/4

3-Blocked



Goalkeepers
Saves / Shots

3/5	0/1	1/1
4/7	2/2	3/6
2/12	2/5	3/10

1 SZMAL S

0/1	0/1	
	1/1	0/1
0/2	0/1	0/2

16 WYSZOMIRSKI P

3/4		1/1
4/7	1/1	3/5
2/10	2/4	3/8



Match Team Statistics

Estatística da partida por equipe / Statistiques du match par équipe

Match 35

POL 28 - 29 DEN

(15 - 16) (10 - 9) (3 - 4)

Referees: HORACEK Vaclav / NOVOTNY Jiri (CZE)

DEN - Denmark

Players		Shots								Offence		Defence		Punishments			TP	
No.	Name	G/S	%	6m	Wing	9m	7m	FB	BT	AS	TO	ST	BS	YC	2Min	RC		BC
1	LANDIN JACOBSEN Niklas	1/1	100			1/1				1								66:33
3	CHRISTIANSEN Mads	4/6	67			3/5			1/1		1				1			46:37
5	MENSAH LARSEN Mads	0/1	0			0/1					1	1						33:17
6	MORTENSEN Casper	2/5	40	0/1	0/1			2/3		1	1	1						70:00
15	NODDESBO Jesper										1							2:32
16	GREEN KREJBERG Jannick																	0:00
17	SVAN Lasse	1/5	20	1/2	0/2			0/1										69:16
19	TOFT HANSEN Rene	1/1	100	1/1								1	1	1				43:58
21	MOLLGAARD JENSEN Henrik																	4:28
22	SONDERGAARD Kasper	3/3	100		1/1	2/2												7:03
23	TOFT HANSEN Henrik	0/2	0					0/2		1		3	2		2			62:31
24	HANSEN Mikkel	10/18	56			8/16	2/2				1			1				50:57
25	OLSEN Morten	7/13	54	1/1		3/9			3/3	3	3							27:59
27	DAMGAARD NIELSEN Michael	0/3	0			0/2			0/1									4:49
Bench/Team														1				
Totals		29/58	50	3/5	1/4	17/36	2/2	2/6	4/5	6	8	6	3	3	3			

Goalkeepers		Total Shots		6m Shots		Wing Shots		9m Shots		7m Shots		Fast Breaks		Breakthroughs	
No.	Name	S/S	%	S/S	%	S/S	%	S/S	%	S/S	%	S/S	%	S/S	%
1	LANDIN JACOBSEN Niklas	13/40	33	2/12	17	3/5	60	5/15	33	1/2	50	1/4	25	1/2	50
16	GREEN KREJBERG Jannick														
Totals		13/41	32	2/12	17	3/5	60	5/15	33	1/2	50	1/5	20	1/2	50

Team Shots	Goals	Saves	Missed	Post	Blocked	Total	%
6m Shots	3	2				5	60
Wing Shots	1	2		1		4	25
9m Shots	17	11	1	2	5	36	47
7m Shots	2				N/A	2	100
Fast Breaks	2	4				6	33
Breakthroughs	4	1				5	80
Totals	29	20	1	3	5	58	50

Number of Attacks: 55, Scoring Efficiency: 53%



Match Team Statistics

Estatística da partida por equipe / Statistiques du match par équipe

Match 35

POL 28 - 29 DEN
(15 - 16) (10 - 9) (3 - 4)

Referees: HORACEK Vaclav / NOVOTNY Jiri (CZE)

DEN - Denmark

Shots Distribution

Players

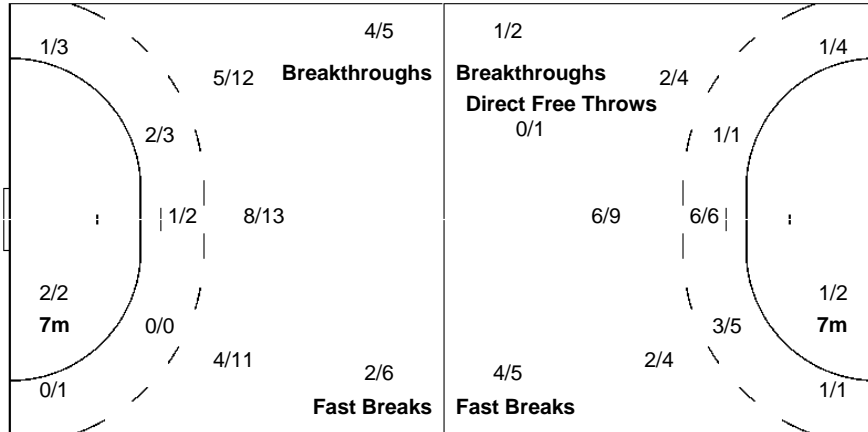
Goals / Shots

1 LANDIN JACOBSEN N	3 CHRISTIANSEN M	5 MENSÅH LARSEN M	6 MORTENSEN C	15 NODDESBO J	16 GREEN KREJBERG J	17 SVAN L
			0/1			1/1
	1/2					0/1
	2/2	1/1				0/1
		1-Blocked	1-Post			1-Post
19 TOFT HANSEN R	21 MOLLGAARD JENSEN H	22 SONDERGAARD K	23 TOFT HANSEN H	24 HANSEN M	25 OLSEN M	27 DAMGAARD NIELSEN M
			0/1	1/1	0/1	
				1/1	1/2	0/1
		1/1	0/1	3/4	0/2	
		1/1		4/6	3/3	0/1
				0/1	2/2	0/1
				1-Missed	1-Post	2-Blocked

Team
Goals / Shots

2/5	1/1	0/1
3/7	0/2	3/6
10/12	3/5	7/10
1-Missed	3-Post	5-Blocked

Offence



Goalkeepers
Saves / Shots

2/7	2/5	1/3
2/3	1/1	0/3
5/10	0/5	0/4

1 LANDIN JACOBSEN N

2/7	2/5	1/3
2/3	1/1	0/3
5/10	0/4	0/4

16 GREEN KREJBERG J

Legend:

%	Efficiency	2Min	2 Minute Suspensions	6m	6 metre Shots	7m	7 metre Shots	9m	9 metre Shots
AS	Assists	BS	Blocked Shots	BT	Breakthroughs	BC	Blue Cards	FB	Fast Breaks
G/S	Goals/Shots	N/A	Not Applicable	No.	Uniform Number	RC	Red Cards	S/S	Saves/Shots
ST	Steals	TO	Turnover	TP	Time Played	Wing	Wing Shots	YC	Yellow Cards



Match Report
Relatório da partida / Rapport du match

Team A										Team B																					
A					FRA - France					B					GER - Germany																
played in					in the hall					on					at					Spectators		Match Number									
Rio de Janeiro					Future Arena					FRI 19 AUG 2016					15:30					8,795		36									
Half-time (30')		A		B		End of playing time		A		B		1st extra time		A		B		2nd extra time		A		B		After penalty throws		A		B			
Number of 7m		A		Team time-out				A		B		Full name of players and officials		A		B		Team time-out		B		Number of 7m									
4/6		1		27:52		2		41:51		3		59:17						1		10:27		2		57:18		3		3/3			
No.	Team A						G	YC	2'	RC	BC	No.	Team B						G	YC	2'	RC	BC								
8	NARCISSE Daniel						7					3	GENSHEIMER Uwe						11												
12	GERARD Vincent											6	LEMKE Finn							1											
13	KARABATIC Nikola						4		1			7	WIENCEK Patrick								2										
14	MAHE Kentin						2					9	REICHMANN Tobias						4												
15	GREBILLE Mathieu						1					10	WIEDE Fabian																		
16	OMEYER Thierry						1					12	HEINEVETTER Silvio																		
17	N'GUESSAN Timothee											13	PEKELER Hendrik								2										
19	ABALO Luc						1		1			17	WEINHOLD Steffen						1												
20	SORHAINDO Cedric						1					19	STROBEL Martin						1												
21	GUIGOU Michael						3					23	FATH Steffen																		
22	KARABATIC Luka						4	1	1			25	HAFNER Kai						1												
23	FABREGAS Ludovic											33	WOLFF Andreas																		
27	DIPANDA Adrien								1	1		35	KUHN Julius						8	1											
28	PORTE Valentin						5					95	DRUX Paul						2		1										

Off.A	ONESTA Claude					Off.A	SIGURDSSON Dagur	1			
Off.B	DINART Didier	1				Off.B	KROMER Axel				
Off.C	SEBASTIEN Pierre					Off.C	STEUER Dr Kurt				
Off.D	MABIRE Jean-Christophe					Off.F	ROTH Reinhold				

A	Signatures of responsables for the teams (Off.A)		B
TP	Remarks of referees / IHF Official		TP

Referees	Signatures		Signatures	
	HANSEN M (DEN)		GJEDING M (DEN)	
Technical Officials				
	TK: PEREIRA SEDREZ S (BRA)		SK: ALMARZOOQI O (UAE)	
IHF Official				
	NACHEVSKI D (MKD)			

Number of 7m scored/awarded to team A resp. B, goals (G), yellow cards (YC), red cards (RC), blue cards (BC) and team penalty (TP)



Results
Resultados / Résultats

Match 36

FRA 29 - 28 GER
(16 - 13) (13 - 15)

Referees: HANSEN M (DEN) / GJEDING M (DEN)

FRA - France

Players		Shots								Punishments			
No.	Name	G/S	%	6m	Wing	9m	7m	FB	BT	YC	2Min	RC	BC
8	NARCISSE Daniel	7/10	70	1/1		5/7			1/2				
12	GERARD Vincent												
13	KARABATIC Nikola	4/5	80	1/1		1/2		1/1	1/1		1		
14	MAHE Kentin	2/2	100				2/2						
15	GREBILLE Mathieu	1/4	25			0/3			1/1				
16	OMEYER Thierry	1/1	100					1/1					
17	N'GUESSAN Timothy												
19	ABALO Luc	1/2	50			0/1		1/1			1		
20	SORHAINDO Cedric	1/2	50	1/2									
21	GUIGOU Michael	3/6	50	1/1	0/1		2/4						
22	KARABATIC Luka	4/5	80	4/5						1	1		
23	FABREGAS Ludovic												
27	DIPANDA Adrien	0/1	0						0/1	1	1		
28	PORTE Valentin	5/7	71		2/2	2/4			1/1				
Bench/Team										1			
Totals		29/45	64	8/10	2/3	8/17	4/6	3/3	4/6	3	4		

Goalkeepers		Saves							
No.	Name	S/S	%	6m	Wing	9m	7m	FB	BT
12	GERARD Vincent								
16	OMEYER Thierry	12/39	31	2/3	2/11	6/16	0/3	1/3	1/3
Totals		12/40	30	2/3	2/11	6/16	0/3	1/4	1/3

GER - Germany

Players		Shots								Punishments			
No.	Name	G/S	%	6m	Wing	9m	7m	FB	BT	YC	2Min	RC	BC
3	GENSHEIMER Uwe	11/12	92		6/7		3/3	2/2					
6	LEMKE Finn	0/2	0			0/1		0/1		1			
7	WIENCEK Patrick										2		
9	REICHMANN Tobias	4/5	80		3/4			1/1					
10	WIEDE Fabian	0/1	0			0/1							
12	HEINEVETTER Silvio												
13	PEKELER Hendrik	0/4	0	0/3		0/1					2		
17	WEINHOLD Steffen	1/4	25			1/3			0/1				
19	STROBEL Martin	1/1	100						1/1				
23	FATH Steffen												
25	HAFNER Kai	1/2	50			1/2							
33	WOLFF Andreas												
35	KUHN Julius	8/9	89	1/1		7/8				1			
95	DRUX Paul	2/5	40			1/4			1/1		1		
Bench/Team										1			
Totals		28/45	62	1/4	9/11	10/20	3/3	3/4	2/3	3	5		

Goalkeepers		Saves							
No.	Name	S/S	%	6m	Wing	9m	7m	FB	BT
12	HEINEVETTER Silvio	9/17	53	2/4	1/2	6/7	0/2		0/2
33	WOLFF Andreas	3/19	16	0/5		1/8	2/4	0/1	0/1
Totals		12/41	29	2/10	1/3	7/15	2/6	0/3	0/4

RUNNING SCORE	
FRA - GER	
1st Half	
GUIGOU M	1 (3) 0
	1 (4) 1 DRUX P
NARCISSE D	2 (4) 1
	2 (5) 2 GENSHEIMER U
PORTE V	3 (5) 2
KARABATIC N	4 (6) 2
	4 (7) 3 GENSHEIMER U
KARABATIC L	5 (7) 3
NARCISSE D	6 (9) 3
	6 (10) 4 HAFNER K
PORTE V	7 (10) 4
	7 (12) 5 GENSHEIMER U
PORTE V	8 (12) 5
	8 (13) 6 DRUX P
KARABATIC N	9 (14) 6
KARABATIC L	10 (15) 6
	10 (17) 7 GENSHEIMER U
NARCISSE D	11 (18) 7
	11 (18) 8 KUHN J
GUIGOU M	12 (19) 8
	12 (19) 9 GENSHEIMER U
KARABATIC L	13 (21) 9
	13 (22) 10 GENSHEIMER U
ABALO L	14 (25) 10
	14 (25) 11 KUHN J
KARABATIC L	15 (26) 11
	15 (27) 12 REICHMANN T
	15 (28) 13 GENSHEIMER U
GREBILLE M	16 (29) 13
2nd Half	
PORTE V	17 (31) 13
	17 (32) 14 GENSHEIMER U
NARCISSE D	18 (34) 14
GUIGOU M	19 (35) 14
NARCISSE D	20 (37) 14
	20 (37) 15 GENSHEIMER U
KARABATIC N	21 (40) 15
OMEYER T	22 (41) 15
	22 (41) 16 WEINHOLD S
KARABATIC N	23 (42) 16
	23 (42) 17 KUHN J
	23 (43) 18 GENSHEIMER U
PORTE V	24 (43) 18
	24 (44) 19 KUHN J
SORHAINDO C	25 (45) 19
	25 (45) 20 KUHN J
	25 (47) 21 GENSHEIMER U
NARCISSE D	26 (49) 21
	26 (50) 22 REICHMANN T
	26 (51) 23 KUHN J
	26 (52) 24 KUHN J
MAHE K	27 (53) 24
	27 (54) 25 STROBEL M
	27 (56) 26 KUHN J
MAHE K	28 (57) 26
	28 (59) 27 REICHMANN T
	28 (59) 28 REICHMANN T
NARCISSE D	29 (60) 28

Legend:	% Efficiency	2Min 2 Minute Suspensions	6m 6-metre Shots	7m 7-metre Shots
9m 9-metre Shots	BT Breakthroughs	BC Blue Cards	FB Fast Breaks	
G/S Goals/Shots	No. Uniform Number	RC Red Cards	S/S Saves/Shots	
Wing Wing Shots	YC Yellow Cards			



Match Team Statistics

Estatística da partida por equipe / Statistiques du match par équipe

Match 36

FRA 29 - 28 GER

(16 - 13) (13 - 15)

Referees: HANSEN Mads / GJEDING Martin (DEN)

FRA - France

Players		Shots								Offence		Defence		Punishments			TP	
No.	Name	G/S	%	6m	Wing	9m	7m	FB	BT	AS	TO	ST	BS	YC	2Min	RC		BC
8	NARCISSE Daniel	7/10	70	1/1		5/7			1/2	2	2							28:48
12	GERARD Vincent																	0:00
13	KARABATIC Nikola	4/5	80	1/1		1/2		1/1	1/1	3	2				1			53:05
14	MAHE Kentin	2/2	100				2/2											8:59
15	GREBILLE Mathieu	1/4	25			0/3			1/1									8:20
16	OMEYER Thierry	1/1	100					1/1										57:22
17	N'GUESSAN Timothy																	0:00
19	ABALO Luc	1/2	50			0/1		1/1				1			1			37:55
20	SORHAINDO Cedric	1/2	50	1/2						1	2							26:52
21	GUIGOU Michael	3/6	50	1/1	0/1		2/4											50:04
22	KARABATIC Luka	4/5	80	4/5						1	2		1	1	1			47:02
23	FABREGAS Ludovic																	31:18
27	DIPANDA Adrien	0/1	0						0/1	4	1			1	1			23:48
28	PORTE Valentin	5/7	71		2/2	2/4			1/1		1							46:27
Bench/Team														1				
Totals		29/45	64	8/10	2/3	8/17	4/6	3/3	4/6	11	10	1	1	3	4			

Goalkeepers		Total Shots		6m Shots		Wing Shots		9m Shots		7m Shots		Fast Breaks		Breakthroughs	
No.	Name	S/S	%	S/S	%	S/S	%	S/S	%	S/S	%	S/S	%	S/S	%
12	GERARD Vincent														
16	OMEYER Thierry	12/39	31	2/3	67	2/11	18	6/16	38	0/3	0	1/3	33	1/3	33
Totals		12/40	30	2/3	67	2/11	18	6/16	38	0/3	0	1/4	25	1/3	33

Team Shots	Goals	Saves	Missed	Post	Blocked	Total	%
6m Shots	8	2				10	80
Wing Shots	2	1				3	67
9m Shots	8	7			2	17	47
7m Shots	4	2			N/A	6	67
Fast Breaks	3					3	100
Breakthroughs	4		1	1		6	67
Totals	29	12	1	1	2	45	64

Number of Attacks: 51, Scoring Efficiency: 57%



Match Team Statistics

Estatística da partida por equipe / Statistiques du match par équipe

Match 36

FRA 29 - 28 GER
(16 - 13) (13 - 15)

Referees: HANSEN Mads / GJEDING Martin (DEN)

FRA - France

Shots Distribution

Players

Goals / Shots

8 NARCISSE D	12 GERARD V	13 KARABATIC N	14 MAHE K	15 GREBILLE M	16 OMEYER T	17 N'GUESSAN T
1/1		2/3				
3/3				0/1		
1/2		1/1	2/2		1/1	

1-Post

1-Blocked

19 ABALO L	20 SORHAINDO C	21 GUIGOU M	22 KARABATIC L	23 FABREGAS L	27 DIPANDA A	28 PORTE V
		1/1	0/1			1/1
		0/1	0/1			
1/1	0/1	1/2	1/1	2/2	2/2	2/3

1-Blocked

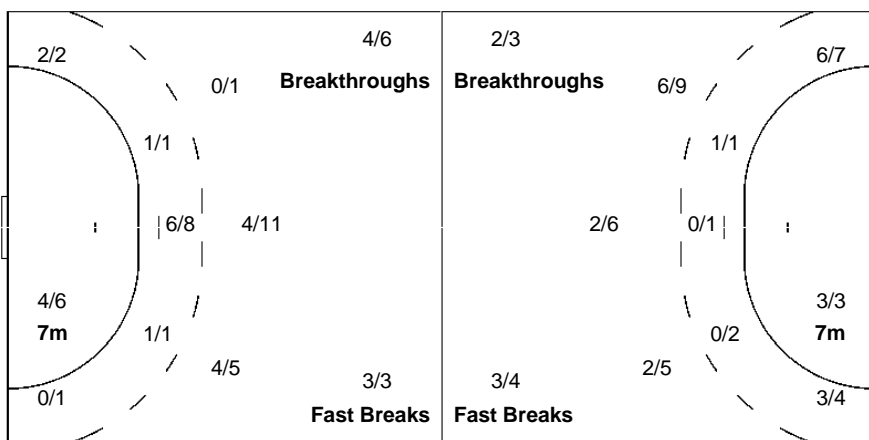
1-Missed

Team
Goals / Shots

5/6	0/1	2/4
3/5	0/1	2/2
9/13	2/3	6/6

1-Missed 1-Post 2-Blocked

Offence



Goalkeepers
Saves / Shots

0/6		1/5
1/2		4/6
2/10	2/5	2/6

12 GERARD V

16 OMEYER T

0/6		1/5
1/2		4/6
2/10	2/4	2/6



Match Team Statistics

Estatística da partida por equipe / Statistiques du match par équipe

Match 36

FRA 29 - 28 GER

(16 - 13) (13 - 15)

Referees: HANSEN Mads / GJEDING Martin (DEN)

GER - Germany

Players		Shots								Offence		Defence		Punishments			TP	
No.	Name	G/S	%	6m	Wing	9m	7m	FB	BT	AS	TO	ST	BS	YC	2Min	RC		BC
3	GENSHEIMER Uwe	11/12	92		6/7		3/3	2/2				1						58:54
6	LEMKE Finn	0/2	0			0/1		0/1						1				36:55
7	WIENCEK Patrick									1	1	1			2			48:25
9	REICHMANN Tobias	4/5	80		3/4			1/1										59:37
10	WIEDE Fabian	0/1	0			0/1				3								21:05
12	HEINEVETTER Silvio									1								20:16
13	PEKELER Hendrik	0/4	0	0/3		0/1					1				2			38:38
17	WEINHOLD Steffen	1/4	25			1/3			0/1	3	1	1	1					25:46
19	STROBEL Martin	1/1	100						1/1	1								7:20
23	FATH Steffen																	0:00
25	HAFNER Kai	1/2	50			1/2					2							17:30
33	WOLFF Andreas																	24:31
35	KUHN Julius	8/9	89	1/1		7/8				1	1		1	1				43:28
95	DRUX Paul	2/5	40			1/4			1/1	1					1			17:35
Bench/Team														1				
Totals		28/45	62	1/4	9/11	10/20	3/3	3/4	2/3	11	6	3	2	3	5			

Goalkeepers		Total Shots		6m Shots		Wing Shots		9m Shots		7m Shots		Fast Breaks		Breakthroughs	
No.	Name	S/S	%	S/S	%	S/S	%	S/S	%	S/S	%	S/S	%	S/S	%
12	HEINEVETTER Silvio	9/17	53	2/4	50	1/2	50	6/7	86	0/2	0			0/2	0
33	WOLFF Andreas	3/19	16	0/5	0			1/8	13	2/4	50	0/1	0	0/1	0
Totals		12/41	29	2/10	20	1/3	33	7/15	47	2/6	33	0/3	0	0/4	0

Team Shots	Goals	Saves	Missed	Post	Blocked	Total	%
6m Shots	1	2	1			4	25
Wing Shots	9	2				11	82
9m Shots	10	6	2	1	1	20	50
7m Shots	3				N/A	3	100
Fast Breaks	3	1				4	75
Breakthroughs	2	1				3	67
Totals	28	12	3	1	1	45	62

Number of Attacks: 50, Scoring Efficiency: 56%



Match Team Statistics

Estatística da partida por equipe / Statistiques du match par équipe

Match 36

FRA 29 - 28 GER
(16 - 13) (13 - 15)

Referees: HANSEN Mads / GJEDING Martin (DEN)

GER - Germany

Shots Distribution


Players

Goals / Shots

3 GENSHEIMER U	6 LEMKE F	7 WIENCEK P	9 REICHMANN T	10 WIEDE F	12 HEINEVETTER S	13 PEKELER H
2/2			3/3			
			0/1			0/2
4/5	2/2	3/3				
	1-Missed			1-Blocked		2-Missed
17 WEINHOLD S	19 STROBEL M	23 FATH S	25 HAFNER K	33 WOLFF A	35 KUHN J	95 DRUX P
					1/1	3/4
					1/1	
			0/1		3/3	1/1
	1/1					1/3
						0/1
1-Post						

Team
Goals / Shots

6/6		4/5
1/2		2/6
8/10	3/5	4/6
3-Missed	1-Post	1-Blocked



Goalkeepers
Saves / Shots

1/6	1/1	2/4
2/5	1/1	0/2
4/13	1/3	0/6

12 HEINEVETTER S

1/2		2/2
2/3	1/1	0/2
3/7		

33 WOLFF A

0/4	1/1	0/1
0/2		
1/6	1/1	0/4

Legend:

%	Efficiency	2Min	2 Minute Suspensions	6m	6 metre Shots	7m	7 metre Shots	9m	9 metre Shots
AS	Assists	BS	Blocked Shots	BT	Breakthroughs	BC	Blue Cards	FB	Fast Breaks
G/S	Goals/Shots	N/A	Not Applicable	No.	Uniform Number	RC	Red Cards	S/S	Saves/Shots
ST	Steals	TO	Turnover	TP	Time Played	Wing	Wing Shots	YC	Yellow Cards



Match Report

Relatório da partida / Rapport du match

Team A										Team B																						
A					POL - Poland					B					GER - Germany																	
played in					in the hall					on					at					Match Number												
Rio de Janeiro					Future Arena					SUN 21 AUG 2016					10:30					7,589		37										
Half-time (30')		A		B		End of playing time			A		B		1st extra time			A		B		2nd extra time			A		B		After penalty throws		A		B	
		13		17					25		31																					
Number of 7m		A		Team time-out			Full name of players and officials										Team time-out			B		Number of 7m										
		3/4		1	2	3											1	14:28	2	43:50	3	3/4										
No.	Team A						G	YC	2'	RC	BC	No.	Team B						G	YC	2'	RC	BC									
1	SZMAL Slawomir											3	GENSHEIMER Uwe						6													
3	LIJEWSKI Krzysztof						5					6	LEMKE Finn							1	1											
5	JACHLEWSKI Mateusz						2		1			7	WIENCEK Patrick						5		1											
6	KRAJEWSKI Przemyslaw						5	1				9	REICHMANN Tobias						7		1											
8	BIELECKI Karol						3		1			10	WIEDE Fabian						2													
11	WISNIEWSKI Adam						1					12	HEINEVETTER Silvio																			
13	JURECKI Bartosz						2		1			13	PEKELER Hendrik						1	1												
15	JURECKI Michal											17	WEINHOLD Steffen						3													
16	WYSZOMIRSKI Piotr											19	STROBEL Martin								1											
20	JURKIEWICZ Mariusz						3		1			23	FATH Steffen																			
23	SYPRZAK Kamil						1		1			25	HAFNER Kai																			
26	DASZEK Michal						3					33	WOLFF Andreas																			
35	KUS Mateusz											35	KUHN Julius						4													
45	SZYBA Michal											95	DRUX Paul						3	1	1											

Off.A	LIS Robert					Off.A	SIGURDSSON Dagur				
Off.B	DUJSHEBAEV Talant					Off.C	STEUER Dr Kurt				
Off.C	OWCZARSKI Tomasz					Off.D	GRASCHUS Peter				
Off.E	BIELECKI Aleksander					Off.E	HAASE Alexander				

A	Signatures of responsables for the teams (Off.A)										B
TP	Remarks of referees / IHF Official										TP

Referees	Signatures		Signatures	
	HORACEK V (CZE)		NOVOTNY J (CZE)	
Technical Officials	TK: NACHEVSKI D (MKD)		SK: ADJEMIAN T (ARG)	
IHF Official	OIE SO (NOR)			

Number of 7m scored/awarded to team A resp. B, goals (G), yellow cards (YC), red cards (RC), blue cards (BC) and team penalty (TP)



Results
Resultados / Résultats

Match 37

POL 25 - 31 GER
(13 - 17) (12 - 14)

Referees: HORACEK V (CZE) / NOVOTNY J (CZE)

POL - Poland

Players		Shots								Punishments			
No.	Name	G/S	%	6m	Wing	9m	7m	FB	BT	YC	2Min	RC	BC
1	SZMAL Slawomir												
3	LIJEWSKI Krzysztof	5/10	50	2/3		2/5		1/1	0/1				
5	JACHLEWSKI Mateusz	2/3	67	1/1	1/1			0/1			1		
6	KRAJEWSKI Przemyslaw	5/8	63	2/2	1/1	0/3	1/1	1/1		1			
8	BIELECKI Karol	3/6	50			1/3	2/3				1		
11	WISNIEWSKI Adam	1/1	100			1/1							
13	JURECKI Bartosz	2/2	100	2/2							1		
15	JURECKI Michal												
16	WYSZOMIRSKI Piotr												
20	JURKIEWICZ Mariusz	3/4	75	0/1		1/1			2/2		1		
23	SYPRZAK Kamil	1/2	50	1/1		0/1					1		
26	DASZEK Michal	3/6	50		1/4			2/2					
35	KUS Mateusz												
45	SZYBA Michal												
Bench/Team													
Totals		25/42	60	8/10	3/6	5/14	3/4	4/5	2/3	1	5		

Goalkeepers		Saves							
No.	Name	S/S	%	6m	Wing	9m	7m	FB	BT
1	SZMAL Slawomir	0/1	0				0/1		
16	WYSZOMIRSKI Piotr	16/46	35	3/9	2/6	9/17	1/3	0/6	1/5
Totals		16/47	34	3/9	2/6	9/17	1/4	0/6	1/5

GER - Germany

Players		Shots								Punishments			
No.	Name	G/S	%	6m	Wing	9m	7m	FB	BT	YC	2Min	RC	BC
3	GENSHEIMER Uwe	6/9	67	0/1	2/3		3/4	1/1					
6	LEMKE Finn	0/1	0			0/1				1	1		
7	WIENCEK Patrick	5/6	83	5/6							1		
9	REICHMANN Tobias	7/8	88		2/3			5/5			1		
10	WIEDE Fabian	2/3	67			1/2			1/1				
12	HEINEVETTER Silvio												
13	PEKELER Hendrik	1/1	100	1/1						1			
17	WEINHOLD Steffen	3/9	33			1/6			2/3				
19	STROBEL Martin										1		
23	FATH Steffen												
25	HAFNER Kai	0/4	0	0/1		0/3							
33	WOLFF Andreas												
35	KUHN Julius	4/8	50	0/1		4/7							
95	DRUX Paul	3/3	100			2/2			1/1	1	1		
Bench/Team													
Totals		31/52	60	6/10	4/6	8/21	3/4	6/6	4/5	3	5		

Goalkeepers		Saves							
No.	Name	S/S	%	6m	Wing	9m	7m	FB	BT
12	HEINEVETTER Silvio	0/1	0				0/1		
33	WOLFF Andreas	12/35	34	1/9	3/6	6/11	1/3	0/3	1/3
Totals		12/37	32	1/9	3/6	6/11	1/4	0/4	1/3

RUNNING SCORE
POL - GER

1st Half

BIELECKI K	1 (2)	0
KRAJEWSKI P	2 (4)	0
	2 (5)	1 DRUX P
	2 (6)	2 WIEDE F
	2 (8)	3 REICHMANN T
BIELECKI K	3 (8)	3
KRAJEWSKI P	4 (9)	3
	4 (9)	4 WIENCEK P
	4 (10)	5 GENSHEIMER U
BIELECKI K	5 (11)	5
JACHLEWSKI M	6 (14)	5
KRAJEWSKI P	7 (14)	5
DASZEK M	8 (15)	5
	8 (16)	6 GENSHEIMER U
	8 (18)	7 DRUX P
	8 (19)	8 GENSHEIMER U
	8 (20)	9 DRUX P
	8 (22)	10 WEINHOLD S
JURECKI B	9 (23)	10
	9 (25)	11 REICHMANN T
	9 (25)	12 REICHMANN T
JURECKI B	10 (26)	12
	10 (27)	13 WEINHOLD S
	10 (28)	14 GENSHEIMER U
LIJEWSKI K	11 (28)	14
	11 (29)	15 KUHN J
WISNIEWSKI A	12 (29)	15
	12 (30)	16 KUHN J
LIJEWSKI K	13 (30)	16
	13 (30)	17 REICHMANN T

2nd Half

LIJEWSKI K	14 (32)	17
	14 (33)	18 WIENCEK P
	14 (36)	19 WEINHOLD S
KRAJEWSKI P	15 (37)	19
	15 (38)	20 REICHMANN T
	15 (38)	21 REICHMANN T
KRAJEWSKI P	16 (39)	21
	16 (40)	22 PEKELER H
JACHLEWSKI M	17 (40)	22
	17 (41)	23 GENSHEIMER U
SYPRZAK K	18 (41)	23
	18 (42)	24 WIEDE F
	18 (43)	25 REICHMANN T
JURKIEWICZ M	19 (47)	25
JURKIEWICZ M	20 (47)	25
	20 (50)	26 KUHN J
LIJEWSKI K	21 (53)	26
	21 (53)	27 KUHN J
LIJEWSKI K	22 (53)	27
DASZEK M	23 (54)	27
	23 (55)	28 WIENCEK P
DASZEK M	24 (57)	28
	24 (57)	29 GENSHEIMER U
	24 (58)	30 WIENCEK P
JURKIEWICZ M	25 (58)	30
	25 (59)	31 WIENCEK P

Legend:	% Efficiency	2Min 2 Minute Suspensions	6m 6-metre Shots	7m 7-metre Shots
9m 9-metre Shots	BT Breakthroughs	BC Blue Cards	FB Fast Breaks	
G/S Goals/Shots	No. Uniform Number	RC Red Cards	S/S Saves/Shots	
Wing Wing Shots	YC Yellow Cards			



Match Team Statistics

Estatística da partida por equipe / Statistiques du match par équipe

Match 37

POL 25 - 31 GER

(13 - 17) (12 - 14)

Referees: HORACEK Vaclav / NOVOTNY Jiri (CZE)

POL - Poland

Players		Shots								Offence		Defence		Punishments			TP	
No.	Name	G/S	%	6m	Wing	9m	7m	FB	BT	AS	TO	ST	BS	YC	2Min	RC		BC
1	SZMAL Slawomir																	0:13
3	LIJEWSKI Krzysztof	5/10	50	2/3		2/5		1/1	0/1	3	4							56:01
5	JACHLEWSKI Mateusz	2/3	67	1/1	1/1			0/1			2	1			1			42:13
6	KRAJEWSKI Przemyslaw	5/8	63	2/2	1/1	0/3	1/1	1/1			3	1		1				31:55
8	BIELECKI Karol	3/6	50			1/3	2/3			3	4				1			34:25
11	WISNIEWSKI Adam	1/1	100			1/1					1	1						23:02
13	JURECKI Bartosz	2/2	100	2/2						1					1			17:13
15	JURECKI Michal																	0:00
16	WYSZOMIRSKI Piotr											1						55:41
20	JURKIEWICZ Mariusz	3/4	75	0/1		1/1			2/2	1	1		1		1			35:02
23	SYPRZAK Kamil	1/2	50	1/1		0/1									1			25:40
26	DASZEK Michal	3/6	50		1/4			2/2		1								58:37
35	KUS Mateusz									1	3		1					36:05
45	SZYBA Michal																	3:53
Bench/Team																		
Totals		25/42	60	8/10	3/6	5/14	3/4	4/5	2/3	10	18	4	2	1	5			

Goalkeepers		Total Shots		6m Shots		Wing Shots		9m Shots		7m Shots		Fast Breaks		Breakthroughs	
No.	Name	S/S	%	S/S	%	S/S	%	S/S	%	S/S	%	S/S	%	S/S	%
1	SZMAL Slawomir	0/1	0							0/1	0				
16	WYSZOMIRSKI Piotr	16/46	35	3/9	33	2/6	33	9/17	53	1/3	33	0/6	0	1/5	20
Totals		16/47	34	3/9	33	2/6	33	9/17	53	1/4	25	0/6	0	1/5	20

Team Shots	Goals	Saves	Missed	Post	Blocked	Total	%
6m Shots	8	1			1	10	80
Wing Shots	3	3				6	50
9m Shots	5	6	1		2	14	36
7m Shots	3	1			N/A	4	75
Fast Breaks	4			1		5	80
Breakthroughs	2	1				3	67
Totals	25	12	1	1	3	42	60

Number of Attacks: 57, Scoring Efficiency: 44%



Match Team Statistics

Estatística da partida por equipe / Statistiques du match par équipe

Match 37

POL 25 - 31 GER

(13 - 17) (12 - 14)

Referees: HORACEK Vaclav / NOVOTNY Jiri (CZE)

POL - Poland

Shots Distribution

Players

Goals / Shots

1 SZMAL S	3 LIJEWSKI K	5 JACHLEWSKI M	6 KRAJEWSKI P	8 BIELECKI K	11 WISNIEWSKI A	13 JURECKI B
	1/1 0/1			1/1		
	1/1 0/1	2/2	1/1	1/1 0/2	1/1	
	2/3 1/2		1/1 1/2 2/3			2/2

1-Blocked

1-Post

1-Blocked 1-Missed

15 JURECKI M	16 WYSZOMIRSKI P	20 JURKIEWICZ M	23 SYPRZAK K	26 DASZEK M	35 KUS M	45 SZYBA M
		1/1		1/1 1/1		
		1/1 1/1	1/1 0/1	0/1 0/1		
		1/1 1/1		1/1 0/1		


1-Blocked

Team
Goals / Shots

3/3	1/2	3/3
2/3	1/1	1/5
4/5	4/5	6/10

1-Missed 1-Post 3-Blocked

Offence



Defence

Goalkeepers
Saves / Shots

0/9	1/1	2/4
2/3		4/5
2/9	1/5	4/11

1 SZMAL S

		0/1

16 WYSZOMIRSKI P

0/9	1/1	2/3
2/3		4/5
2/9	1/5	4/11



Match Team Statistics

Estatística da partida por equipe / Statistiques du match par équipe

Match 37

POL 25 - 31 GER

(13 - 17) (12 - 14)

Referees: HORACEK Vaclav / NOVOTNY Jiri (CZE)

GER - Germany

Players		Shots								Offence		Defence		Punishments			TP	
No.	Name	G/S	%	6m	Wing	9m	7m	FB	BT	AS	TO	ST	BS	YC	2Min	RC		BC
3	GENSHEIMER Uwe	6/9	67	0/1	2/3		3/4	1/1		1								57:21
6	LEMKE Finn	0/1	0			0/1				1			2	1	1			36:09
7	WIENCEK Patrick	5/6	83	5/6						1		2	1			1		45:42
9	REICHMANN Tobias	7/8	88		2/3			5/5		1						1		57:50
10	WIEDE Fabian	2/3	67			1/2			1/1	1	2							22:18
12	HEINEVETTER Silvio																	0:35
13	PEKELER Hendrik	1/1	100	1/1						1	1					1		15:37
17	WEINHOLD Steffen	3/9	33			1/6			2/3	2	1							39:34
19	STROBEL Martin									3	1					1		20:11
23	FATH Steffen										1							0:53
25	HAFNER Kai	0/4	0	0/1		0/3				1								5:13
33	WOLFF Andreas									1								55:24
35	KUHN Julius	4/8	50	0/1		4/7				1	2	1						20:56
95	DRUX Paul	3/3	100			2/2			1/1	3	2			1	1			42:17
Bench/Team																		
Totals		31/52	60	6/10	4/6	8/21	3/4	6/6	4/5	17	10	3	3	3	5			

Goalkeepers		Total Shots		6m Shots		Wing Shots		9m Shots		7m Shots		Fast Breaks		Breakthroughs	
No.	Name	S/S	%	S/S	%	S/S	%	S/S	%	S/S	%	S/S	%	S/S	%
12	HEINEVETTER Silvio	0/1	0							0/1	0				
33	WOLFF Andreas	12/35	34	1/9	11	3/6	50	6/11	55	1/3	33	0/3	0	1/3	33
Totals		12/37	32	1/9	11	3/6	50	6/11	55	1/4	25	0/4	0	1/3	33

Team Shots	Goals	Saves	Missed	Post	Blocked	Total	%
6m Shots	6	3	1			10	60
Wing Shots	4	2				6	67
9m Shots	8	9	1	1	2	21	38
7m Shots	3	1			N/A	4	75
Fast Breaks	6					6	100
Breakthroughs	4	1				5	80
Totals	31	16	2	1	2	52	60

Number of Attacks: 56, Scoring Efficiency: 55%



Match Team Statistics

Estatística da partida por equipe / Statistiques du match par équipe

Match 37

POL 25 - 31 GER

(13 - 17) (12 - 14)

Referees: HORACEK Vaclav / NOVOTNY Jiri (CZE)

GER - Germany

Shots Distribution

Players

Goals / Shots

3 GENSHEIMER U	6 LEMKE F	7 WIENCEK P	9 REICHMANN T	10 WIEDE F	12 HEINEVETTER S	13 PEKELER H
1/1		2/2 0/1 1/1	5/5 0/1	1/1		
0/1						
1/1 2/2 2/4		1/1 1/1	1/1	1/1 0/1		1/1

1-Post

17 WEINHOLD S	19 STROBEL M	23 FATH S	25 HAFNER K	33 WOLFF A	35 KUHN J	95 DRUX P
1/2 0/2					1/1 0/1	
1/1 1/2			0/1 0/1		2/3 1/1	1/1 2/2

2-Blocked

1-Missed

1-Missed

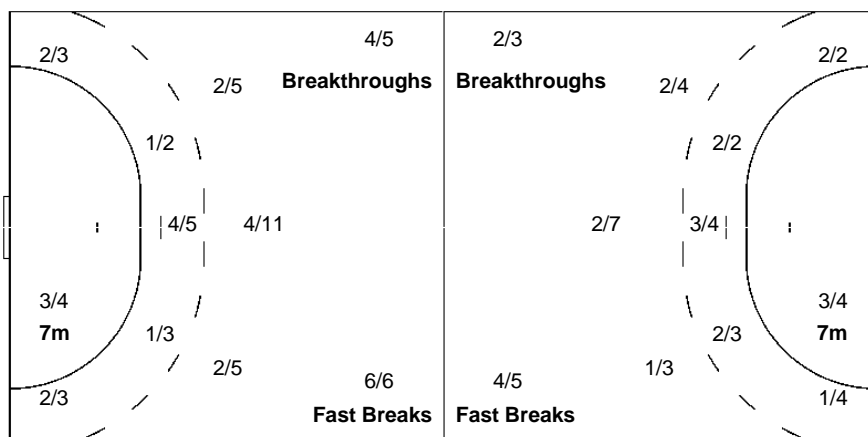
Team
Goals / Shots

9/9	0/1	2/4
1/3		1/5
7/9	4/5	7/11

2-Missed 1-Post 2-Blocked

Offence

Defence



Goalkeepers
Saves / Shots

0/3	1/2	0/3
1/3	0/1	4/5
1/5	1/5	4/10

12 HEINEVETTER S

	0/1	

33 WOLFF A

0/3	1/2	0/3
1/3		4/5
1/5	1/4	4/10

Legend:	% Efficiency	2Min 2 Minute Suspensions	6m 6 metre Shots	7m 7 metre Shots	9m 9 metre Shots
AS Assists	BS Blocked Shots	BT Breakthroughs	BC Blue Cards	FB Fast Breaks	S/S Saves/Shots
G/S Goals/Shots	N/A Not Applicable	No. Uniform Number	RC Red Cards	S/S Saves/Shots	YC Yellow Cards
ST Steals	TO Turnover	TP Time Played	Wing Wing Shots		



Match Report
Relatório da partida / Rapport du match

Team A										Team B																			
A					DEN - Denmark					B					FRA - France														
played in					in the hall					on					at					Spectators		Match Number							
Rio de Janeiro					Future Arena					SUN 21 AUG 2016					14:00					9,978		38							
Half-time (30')		A		B		End of playing time		A		B		1st extra time		A		B		2nd extra time		A		B		After penalty throws		A		B	
16		14				28		26																					
Number of 7m		A		Team time-out		Full name of players and officials										Team time-out		B		Number of 7m									
1/1		1		22:56		3		54:43		3		1		29:52		2		48:43		3		3/4							
No.	Team A					G	YC	2'	RC	BC	No.	Team B					G	YC	2'	RC	BC								
1	LANDIN JACOBSEN Niklas										6	NYOKAS Olivier																	
3	CHRISTIANSEN Mads					1					8	NARCISSE Daniel					4		1										
5	MENSAH LARSEN Mads					1					12	GERARD Vincent																	
6	MORTENSEN Casper					2					13	KARABATIC Nikola					5	1											
15	NODDESBO Jesper										14	MAHE Kentin					3												
16	GREEN KREJBERG Jannick										16	OMEYER Thierry																	
17	SVAN Lasse					4	1	2			17	N'GUESSAN Timothy					1												
19	TOFT HANSEN Rene						1	1			19	ABALO Luc					1												
21	MOLLGAARD JENSEN Henrik										20	SORHAINDO Cedric					1												
22	SONDERGAARD Kasper					4					21	GUIGOU Michael					6												
23	TOFT HANSEN Henrik					4		1			22	KARABATIC Luka																	
24	HANSEN Mikkel					8					23	FABREGAS Ludovic					1	1	1										
25	OLSEN Morten					4					27	DIPANDA Adrien					2	1											
27	DAMGAARD NIELSEN Michael										28	PORTE Valentin					2												

Off.A	GUDMUNDSSON Gudmundur					Off.A	ONESTA Claude				
Off.B	KRONBORG Henrik					Off.B	DINART Didier				
Off.C	JOHANNSEN Kai					Off.C	SEBASTIEN Pierre				
Off.D	POULSEN Peter					Off.D	MABIRE Jean-Christophe				

A	Signatures of responsables for the teams (Off.A)		B
TP	Remarks of referees / IHF Official		TP

Referees	Signatures		Signatures	
	RALUY O (ESP)		SABROSO RAMIREZ A (ESP)	
Technical Officials	Signatures		Signatures	
	TK: HUELIN T (ESP)		SK: SICHELSCHMIDT P (GER)	
IHF Official	Signatures		Signatures	
	GALLEGO R (ESP)			

Number of 7m scored/awarded to team A resp. B, goals (G), yellow cards (YC), red cards (RC), blue cards (BC) and team penalty (TP)



Results
Resultados / Résultats

Match 38

DEN 28 - 26 FRA
(16 - 14) (12 - 12)

Referees: RALUY O (ESP) / SABROSO RAMIREZ A (ESP)

DEN - Denmark

Players		Shots							Punishments				
No.	Name	G/S	%	6m	Wing	9m	7m	FB	BT	YC	2Min	RC	BC
1	LANDIN JACOBSEN Niklas												
3	CHRISTIANSEN Mads	1/3	33	0/1		0/1			1/1				
5	MENSAH LARSEN Mads	1/1	100	1/1									
6	MORTENSEN Casper	2/4	50	0/1	2/3								
15	NODDESBO Jesper	0/1	0	0/1									
16	GREEN KREJBERG Jannick												
17	SVAN Lasse	4/6	67	0/1	4/5					1	2		
19	TOFT HANSEN Rene	0/1	0			0/1				1	1		
21	MOLLGAARD JENSEN Henrik												
22	SONDERGAARD Kasper	4/8	50		1/1	3/7							
23	TOFT HANSEN Henrik	4/5	80	4/5							1		
24	HANSEN Mikkel	8/15	53			7/14	1/1						
25	OLSEN Morten	4/7	57			4/7							
27	DAMGAARD NIELSEN Michael												
Bench/Team													
Totals		28/51	55	5/10	7/9	14/30	1/1		1/1	2	4		

Goalkeepers		Saves							
No.	Name	S/S	%	6m	Wing	9m	7m	FB	BT
1	LANDIN JACOBSEN Niklas	7/31	23	2/10	0/5	4/8	1/4	0/2	0/2
16	GREEN KREJBERG Jannick								
Totals		7/33	21	2/10	0/5	4/8	1/4	0/4	0/2

FRA - France

Players		Shots							Punishments				
No.	Name	G/S	%	6m	Wing	9m	7m	FB	BT	YC	2Min	RC	BC
6	NYOKAS Olivier												
8	NARCISSE Daniel	4/5	80	2/2		1/2			1/1		1		
12	GERARD Vincent												
13	KARABATIC Nikola	5/8	63	3/5		1/2			1/1	1			
14	MAHE Kentin	3/3	100				3/3						
16	OMEYER Thierry												
17	N'GUESSAN Timothy	1/3	33	1/1		0/2							
19	ABALO Luc	1/2	50		1/2								
20	SORHAINDO Cedric	1/1	100	1/1									
21	GUIGOU Michael	6/7	86		2/2	1/1	0/1	3/3					
22	KARABATIC Luka												
23	FABREGAS Ludovic	1/1	100					1/1		1	1		
27	DIPANDA Adrien	2/4	50	1/1	1/1	0/2				1			
28	PORTE Valentin	2/5	40		1/1	1/4							
Bench/Team													
Totals		26/39	67	8/10	5/6	4/13	3/4	4/4	2/2	3	2		

Goalkeepers		Saves							
No.	Name	S/S	%	6m	Wing	9m	7m	FB	BT
12	GERARD Vincent	0/3	0			0/1			
16	OMEYER Thierry	15/40	38	4/9	2/8	9/21	0/1		0/1
Totals		15/43	35	4/9	2/9	9/23	0/1		0/1

RUNNING SCORE	
DEN - FRA	
1st Half	
SVAN L	1 (2) 0
	1 (3) 1 DIPANDA A
	1 (4) 2 GUIGOU M
	1 (5) 3 KARABATIC N
SONDERGAARD K	2 (6) 3
	2 (6) 4 PORTE V
MORTENSEN C	3 (7) 4
	3 (7) 5 NARCISSE D
HANSEN M	4 (8) 5
TOFT HANSEN H	5 (9) 5
	5 (10) 6 NARCISSE D
HANSEN M	6 (12) 6
MORTENSEN C	7 (13) 6
	7 (14) 7 GUIGOU M
OLSEN M	8 (14) 7
HANSEN M	9 (15) 7
	9 (15) 8 NARCISSE D
	9 (17) 9 GUIGOU M
	9 (17) 10 GUIGOU M
HANSEN M	10 (18) 10
	10 (20) 11 DIPANDA A
	10 (21) 12 KARABATIC N
TOFT HANSEN H	11 (22) 12
	11 (24) 13 GUIGOU M
TOFT HANSEN H	12 (25) 13
HANSEN M	13 (27) 13
HANSEN M	14 (28) 13
	14 (29) 14 PORTE V
HANSEN M	15 (29) 14
SVAN L	16 (30) 14
2nd Half	
TOFT HANSEN H	17 (31) 14
	17 (32) 15 KARABATIC N
OLSEN M	18 (33) 15
	18 (34) 16 ABALO L
HANSEN M	19 (34) 16
	19 (35) 17 KARABATIC N
	19 (36) 18 FABREGAS L
CHRISTIANSEN M	20 (37) 18
	20 (38) 19 SORHAINDO C
SONDERGAARD K	21 (43) 19
OLSEN M	22 (45) 19
	22 (45) 20 N'GUESSAN T
SONDERGAARD K	23 (46) 20
SVAN L	24 (47) 20
SONDERGAARD K	25 (49) 20
	25 (50) 21 MAHE K
OLSEN M	26 (51) 21
	26 (51) 22 GUIGOU M
	26 (53) 23 MAHE K
	26 (55) 24 NARCISSE D
	26 (57) 25 KARABATIC N
SVAN L	27 (58) 25
MENSAH LARSEN M	28 (60) 25
	28 (60) 26 MAHE K

Legend:	2Min 2 Minute Suspensions	6m 6-metre Shots	7m 7-metre Shots
% Efficiency	BT Breakthroughs	BC Blue Cards	FB Fast Breaks
9m 9-metre Shots	No. Uniform Number	RC Red Cards	S/S Saves/Shots
G/S Goals/Shots	YC Yellow Cards		
Wing Wing Shots			



Match Team Statistics

Estatística da partida por equipe / Statistiques du match par équipe

Match 38

DEN 28 - 26 FRA

(16 - 14) (12 - 12)

Referees: RALUY Oscar / SABROSO RAMIREZ Angel (ESP)

DEN - Denmark

Players		Shots								Offence		Defence		Punishments			TP	
No.	Name	G/S	%	6m	Wing	9m	7m	FB	BT	AS	TO	ST	BS	YC	2Min	RC		BC
1	LANDIN JACOBSEN Niklas																	50:15
3	CHRISTIANSEN Mads	1/3	33	0/1		0/1					1/1							14:27
5	MENSAH LARSEN Mads	1/1	100	1/1														26:40
6	MORTENSEN Casper	2/4	50	0/1	2/3							2						59:47
15	NODDESBO Jesper	0/1	0	0/1														1:58
16	GREEN KREJBERG Jannick																	0:00
17	SVAN Lasse	4/6	67	0/1	4/5									1	2			59:22
19	TOFT HANSEN Rene	0/1	0			0/1							1	1	1			33:32
21	MOLLGAARD JENSEN Henrik																	7:11
22	SONDERGAARD Kasper	4/8	50		1/1	3/7				4	1							25:55
23	TOFT HANSEN Henrik	4/5	80	4/5								1				1		58:18
24	HANSEN Mikkel	8/15	53			7/14	1/1			4	2							50:34
25	OLSEN Morten	4/7	57			4/7				1	3							32:01
27	DAMGAARD NIELSEN Michael																	0:00
Bench/Team																		
Totals		28/51	55	5/10	7/9	14/30	1/1			1/1	9	6	3	1	2	4		

Goalkeepers		Total Shots		6m Shots		Wing Shots		9m Shots		7m Shots		Fast Breaks		Breakthroughs	
No.	Name	S/S	%	S/S	%	S/S	%	S/S	%	S/S	%	S/S	%	S/S	%
1	LANDIN JACOBSEN Niklas	7/31	23	2/10	20	0/5	0	4/8	50	1/4	25	0/2	0	0/2	0
16	GREEN KREJBERG Jannick														
Totals		7/33	21	2/10	20	0/5	0	4/8	50	1/4	25	0/4	0	0/2	0

Team Shots	Goals	Saves	Missed	Post	Blocked	Total	%
6m Shots	5	4	1			10	50
Wing Shots	7	2				9	78
9m Shots	14	9	1	1	5	30	47
7m Shots	1				N/A	1	100
Fast Breaks							
Breakthroughs	1					1	100
Totals	28	15	2	1	5	51	55

Number of Attacks: 48, Scoring Efficiency: 58%



Match Team Statistics

Estatística da partida por equipe / Statistiques du match par équipe

Match 38

DEN 28 - 26 FRA
(16 - 14) (12 - 12)

Referees: RALUY Oscar / SABROSO RAMIREZ Angel (ESP)

DEN - Denmark

Shots Distribution

Players

Goals / Shots

1 LANDIN JACOBSEN N	3 CHRISTIANSEN M	5 MENSÅH LARSEN M	6 MORTENSEN C	15 NODDESBO J	16 GREEN KREJBERG J	17 SVAN L
	0/1					0/1
				0/1		
	1/1	1/1	1/1 1/2			2/2 1/1 1/2


19 TOFT HANSEN R	21 MOLLGAARD JENSEN H	22 SONDERGAARD K	23 TOFT HANSEN H	24 HANSEN M	25 OLSEN M	27 DAMGAARD NIELSEN M
			2/2	1/1 1/1 1/2	1/1 1/1	
				0/1		
		1/2 1/1 2/4	1/1 1/1	3/3 2/2 0/1	2/3 0/1	

1-Blocked 1-Blocked 1-Missed 1-Missed 1-Post 2-Blocked 1-Blocked

Team
Goals / Shots

1/1	4/6	2/3
0/2		0/2
9/11	7/7	5/11

2-Missed 1-Post 5-Blocked



Goalkeepers
Saves / Shots

0/5	1/2	0/2
1/4	1/2	2/3
0/8	1/3	1/4

1 LANDIN JACOBSEN N

0/5	1/2	0/2
1/4	1/1	2/3
0/8	1/2	1/4

16 GREEN KREJBERG J



Match Team Statistics

Estatística da partida por equipe / Statistiques du match par équipe

Match 38

DEN 28 - 26 FRA

(16 - 14) (12 - 12)

Referees: RALUY Oscar / SABROSO RAMIREZ Angel (ESP)

FRA - France

Players		Shots								Offence		Defence		Punishments			TP	
No.	Name	G/S	%	6m	Wing	9m	7m	FB	BT	AS	TO	ST	BS	YC	2Min	RC		BC
6	NYOKAS Olivier																	0:08
8	NARCISSE Daniel	4/5	80	2/2		1/2				1/1	2	2			1			24:24
12	GERARD Vincent																	4:46
13	KARABATIC Nikola	5/8	63	3/5		1/2				1/1	4	3	2	1				45:51
14	MAHE Kentin	3/3	100				3/3											5:34
16	OMEYER Thierry																	54:25
17	N'GUESSAN Timothy	1/3	33	1/1		0/2				1		1						13:46
19	ABALO Luc	1/2	50		1/2					1	1							45:22
20	SORHAINDO Cedric	1/1	100	1/1							1							30:45
21	GUIGOU Michael	6/7	86		2/2	1/1	0/1	3/3			1	2	1					54:56
22	KARABATIC Luka												1					50:29
23	FABREGAS Ludovic	1/1	100					1/1					1	1	1			26:53
27	DIPANDA Adrien	2/4	50	1/1	1/1	0/2				3	1			1				30:33
28	PORTE Valentin	2/5	40		1/1	1/4				2	1							32:08
Bench/Team																		
Totals		26/39	67	8/10	5/6	4/13	3/4	4/4	2/2	13	10	3	5	3	2			

Goalkeepers		Total Shots		6m Shots		Wing Shots		9m Shots		7m Shots		Fast Breaks		Breakthroughs	
No.	Name	S/S	%	S/S	%	S/S	%	S/S	%	S/S	%	S/S	%	S/S	%
12	GERARD Vincent	0/3	0			0/1	0	0/2	0						
16	OMEYER Thierry	15/40	38	4/9	44	2/8	25	9/21	43	0/1	0			0/1	0
Totals		15/43	35	4/9	44	2/9	22	9/23	39	0/1	0			0/1	0

Team Shots	Goals	Saves	Missed	Post	Blocked	Total	%
6m Shots	8	2				10	80
Wing Shots	5		1			6	83
9m Shots	4	4	3	1	1	13	31
7m Shots	3	1			N/A	4	75
Fast Breaks	4					4	100
Breakthroughs	2					2	100
Totals	26	7	4	1	1	39	67

Number of Attacks: 48, Scoring Efficiency: 54%



Match Team Statistics

Estatística da partida por equipe / Statistiques du match par équipe

Match 38

DEN 28 - 26 FRA

(16 - 14) (12 - 12)

Referees: RALUY Oscar / SABROSO RAMIREZ Angel (ESP)

FRA - France

Shots Distribution

Players

Goals / Shots

6 NYOKAS O	8 NARCISSE D	12 GERARD V	13 KARABATIC N	14 MAHE K	16 OMEYER T	17 N'GUESSAN T
	2/2		1/1			1/1
		0/1	1/2	0/1		
	2/2		3/3	0/1		0/1

1-Blocked

19 ABALO L	20 SORHAINDO C	21 GUIGOU M	22 KARABATIC L	23 FABREGAS L	27 DIPANDA A	28 PORTE V
	1/1				1/1	
		0/1				1/1
		1/1			1/1	0/1
	1/1	2/2	2/2	1/1		

1-Missed

1-Missed 1-Post


2-Missed

Team
Goals / Shots

5/5	1/2	2/2
3/4	1/2	1/3
8/8	2/3	3/4

4-Missed 1-Post 1-Blocked

Offence



Goalkeepers
Saves / Shots

0/1	2/6	1/3
2/2		2/2
2/11	0/7	6/11

12 GERARD V

0/2	0/1	

16 OMEYER T

0/1	2/6	1/3
2/2		2/2
2/9	0/6	6/11

Legend:

%	Efficiency	2Min	2 Minute Suspensions	6m	6 metre Shots	7m	7 metre Shots	9m	9 metre Shots
AS	Assists	BS	Blocked Shots	BT	Breakthroughs	BC	Blue Cards	FB	Fast Breaks
G/S	Goals/Shots	N/A	Not Applicable	No.	Uniform Number	RC	Red Cards	S/S	Saves/Shots
ST	Steals	TO	Turnover	TP	Time Played	Wing	Wing Shots	YC	Yellow Cards



Cumulative Statistics
Estatísticas acumuladas / Statistiques cumulatives

DEN - Denmark
After 8 matches

Players		MP	Shots								Offence		Defence		Punishments			TP
No.	Name		G/S	%	6m	Wing	9m	7m	FB	BT	AS	TO	ST	BS	YC	2Min	RC	
1	LANDIN JACOBSEN Niklas	8	1/1	100			1/1			2	1							5:22:52
3	CHRISTIANSEN Mads	8	17/30	57	4/7	0/1	8/15		1/3	4/4	11	6	1	1	3	4		4:38:41
5	MENSAH LARSEN Mads	8	7/16	44	3/5	0/1	2/6		1/2	1/2	7	9	1	2	2	1		4:11:06
6	MORTENSEN Casper	8	25/38	66	3/6	14/19	1/2		7/11		9	8	8		1			7:55:39
15	NODDESBO Jesper	8	3/4	75	1/2				2/2			4						55:43
16	GREEN KREJBERG Jannick	8								2	1							1:56:33
17	SVAN Lasse	8	49/70	70	3/7	36/52			10/11	4	1		1	3	4			7:46:44
19	TOFT HANSEN Rene	8	9/10	90	7/7		0/1		2/2	4	3	1	11	4	6			4:51:31
21	MOLLGAARD JENSEN Henrik	8	2/5	40			2/5				1		2	3	2	1		1:43:07
22	SONDERGAARD Kasper	8	7/13	54		2/2	5/11			12	8							1:03:06
23	TOFT HANSEN Henrik	8	14/19	74	12/14				2/5	6	1	8	12	4	10			7:00:36
24	HANSEN Mikkel	8	54/87	62	5/7		29/58	15/17	3/3	2/2	23	14	1	1	2	1		5:49:51
25	OLSEN Morten	8	30/50	60	4/6		23/41			3/3	12	17				2		2:42:13
27	DAMGAARD NIELSEN Michael	8	12/26	46	3/5		6/16			3/5	4	3			1	1		1:12:18
Bench/Team															2			
Totals			230/369	62	45/66	52/75	77/156	15/17	28/39	13/16	96	77	20	30	23	32	2	

Goalkeepers		Total Shots		6m Shots		Wing Shots		9m Shots		7m Shots		Fast Breaks		Breakthroughs	
No.	Name	S/S	%	S/S	%	S/S	%	S/S	%	S/S	%	S/S	%	S/S	%
1	LANDIN JACOBSEN Niklas	54/193	28	13/59	22	5/26	19	28/68	41	4/13	31	3/14	21	1/13	8
16	GREEN KREJBERG Jannick	23/87	26	3/24	13	1/8	13	12/28	43	5/10	50	1/11	9	1/6	17
Totals		78/289	27	16/83	19	6/35	17	41/100	41	9/24	38	4/28	14	2/19	11

Team Shots	Goals	Saves	Missed	Post	Blocked	Total	%
6m Shots	45	14	3	1	3	66	68
Wing Shots	52	16	3	4		75	69
9m Shots	77	45	7	5	22	156	49
7m Shots	15	2			N/A	17	88
Fast Breaks	28	11				39	72
Breakthroughs	13	3				16	81
Totals	230	91	13	10	25	369	62

Played		
PR	ARG	25 - 19
PR	TUN	31 - 23
PR	CRO	24 - 27
PR	QAT	26 - 25
PR	FRA	30 - 33
QF	SLO	37 - 30
SF	POL	29 - 28
GM	FRA	28 - 26

Number of Attacks: 412, Scoring Efficiency: 56%



Cumulative Statistics

Estatísticas acumuladas / Statistiques cumulatives

DEN - Denmark

After 8 matches

Shots Distribution

Players

Goals / Shots


1 LANDIN JACOBSEN N			3 CHRISTIANSEN M			5 MENSAH LARSEN M			6 MORTENSEN C			15 NODDESBO J			16 GREEN KREJBERG J			17 SVAN L		
			1/1	0/1	1/2	1/1		1/1	0/1		2/2							8/11	0/2	0/1
			2/4	0/1	1/3	2/3	0/1	2/3	2/4		2/5	0/1		2/2				4/5		3/6
		1/1	6/6	3/4	3/5		1/2	0/4	6/7	7/8	6/9			1/1				12/13	8/8	14/17
			1-Missed			2-Blocked			1-Post			1-Missed1-Post						3-Missed4-Post		

19 TOFT HANSEN R			21 MOLLGAARD JENSEN H			22 SONDERGAARD K			23 TOFT HANSEN H			24 HANSEN M			25 OLSEN M			27 DAMGAARD NIELSEN M											
				1/1					3/4	3/3	1/2	10/10	5/6	8/9	3/4	2/2	4/5		1/1	1/2									
1/1									2/2		1/1	2/5		3/7	7/9	0/2	2/3	0/1	0/1	1/3									
3/3	2/2	3/3			1/2	2/3	2/2	3/5	3/3	0/2	1/1	16/20	5/5	5/8	9/10	2/3	1/4	1/3	2/4	6/8									
1-Blocked			2-Blocked			3-Blocked			1-Missed			6-Missed3-Post			8-Blocked			1-Missed			7-Blocked			1-Post			2-Blocked		

Team
Goals / Shots

26/32	12/16	18/24
22/35	0/5	17/33
58/68	32/40	45/68

13-Missed 10-Post 25-Blocked



Goalkeepers
Saves / Shots

6/32	7/17	3/26
12/28	8/11	12/33
8/61	10/32	12/49

1 LANDIN JACOBSEN N		
5/27	5/10	3/18
8/20	6/8	7/20
7/43	6/17	7/30

16 GREEN KREJBERG J		
1/4	2/7	0/8
4/7	1/1	5/12
1/18	4/12	5/18

% Efficiency	2Min 2 Minute Suspensions	6m 6-metre Shots	7m 7-metre Shots	9m 9-metre Shots
AS Assists	BS Blocked Shots	BT Breakthroughs	BC Blue Cards	FB Fast Breaks
G/S Goals/Shots	GM Gold Medal Match	MP Matches Played	N/A Not Applicable	No. Uniform Number
PR Preliminary Round	QF Quarterfinal	RC Red Cards	S/S Saves/Shots	SF Semifinal
ST Steals	TO Turnovers	TP Time Played	Wing Wing Shots	YC Yellow Cards



Cumulative Statistics
Estatísticas acumuladas / Statistiques cumulatives

FRA - France
After 8 matches

Players		MP	Shots							Offence		Defence		Punishments			TP		
No.	Name		G/S	%	6m	Wing	9m	7m	FB	BT	AS	TO	ST	BS	YC	2Min		RC	BC
6	NYOKAS Olivier	1																	0:08
8	NARCISSE Daniel	8	32/44	73	8/9		16/26			8/9	16	8				1			3:10:38
12	GERARD Vincent	8	1/2	50			0/1			1/1	1	1							2:11:26
13	KARABATIC Nikola	8	26/40	65	7/9		10/21			5/5	4/5	21	14	4	4	3	2		6:01:08
14	MAHE Kentin	8	25/34	74	3/3	8/11	2/4	8/10	4/6		2	2							2:13:54
15	GREBILLE Mathieu	7	9/28	32	0/1	0/1	4/21			1/1	4/4	6	2			2	1		2:05:11
16	OMEYER Thierry	8	2/4	50			1/3			1/1		2					1		5:32:23
17	N'GUESSAN Timothy	8	9/16	56	3/4		6/10			0/2	6	2	1				1		1:17:05
19	ABALO Luc	8	21/32	66	2/3	13/17	0/2	0/1	5/7	1/2	8	5	2				1		4:16:01
20	SORHAINDO Cedric	8	19/23	83	17/21					2/2		9	8	2	3	3	1		5:14:51
21	GUIGOU Michael	8	39/52	75	2/2	6/9	1/1	19/26	11/14		2	4	3	1		2			5:44:54
22	KARABATIC Luka	8	10/12	83	9/11					1/1	7	7	1	4	7	3			6:14:37
23	FABREGAS Ludovic	8	2/3	67	1/2					1/1		3	1		4	1	4		1:44:56
27	DIPANDA Adrien	8	14/24	58	8/9	1/1	1/8			1/2	3/4	16	10			3	4	1	4:10:14
28	PORTE Valentin	8	32/49	65	2/4	9/11	11/21	0/1	6/8	4/4	24	8	4	2	1	1			6:02:34
	Bench/Team															3			
	Totals		241/363	66	62/78	37/50	52/118	27/38	39/49	24/30	123	72	17	18	23	22	1		

Goalkeepers		Total Shots		6m Shots		Wing Shots		9m Shots		7m Shots		Fast Breaks		Breakthroughs	
No.	Name	S/S	%	S/S	%	S/S	%	S/S	%	S/S	%	S/S	%	S/S	%
12	GERARD Vincent	21/81	26	0/14	0	5/14	36	15/38	39	0/5	0	1/5	20	0/5	0
16	OMEYER Thierry	75/223	34	13/39	33	12/41	29	46/107	43	0/13	0	1/12	8	3/11	27
	Totals	96/305	31	13/53	25	17/55	31	61/145	42	0/18	0	2/18	11	3/16	19

Team Shots	Goals	Saves	Missed	Post	Blocked	Total	%
6m Shots	62	11	1	4		78	79
Wing Shots	37	9	3	1		50	74
9m Shots	52	40	12	6	8	118	44
7m Shots	27	10		1	N/A	38	71
Fast Breaks	39	6	1	3		49	80
Breakthroughs	24	3	1	2		30	80
Totals	241	79	18	17	8	363	66

Played		
PR	TUN	25 - 23
PR	QAT	35 - 20
PR	ARG	31 - 24
PR	CRO	28 - 29
PR	DEN	33 - 30
QF	BRA	34 - 27
SF	GER	29 - 28
GM	DEN	26 - 28

Number of Attacks: 421, Scoring Efficiency: 57%



Cumulative Statistics
Estatísticas acumuladas / Statistiques cumulatives

FRA - France
After 8 matches

Shots Distribution

Players

Goals / Shots

6 NYOKAS O	8 NARCISSE D	12 GERARD V	13 KARABATIC N	14 MAHE K	15 GREBILLE M	16 OMEYER T
	5/6 3/3 7/8	1/1	7/10 1/1 3/3	1/3 2/2	0/2 1/1 0/1	1/2
	5/5 0/1 1/3		1/4 0/1 2/5	2/2 2/6	1/5 2/2	
	8/10 1/1 2/2		8/8 2/4 2/2	5/5 5/7 8/8	2/2 1/2 2/4	1/1
	2-Missed 3-Post	1-Missed	1-Post 1-Blocked 1-Missed		5-Missed 2-Post 2-Blocked 1-Missed	

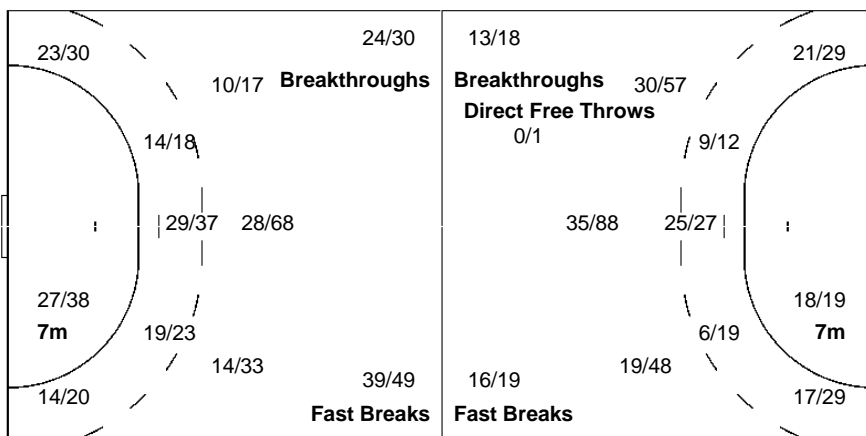
17 N'GUESSAN T	19 ABALO L	20 SORHAINDO C	21 GUIGOU M	22 KARABATIC L	23 FABREGAS L	27 DIPANDA A
2/2 0/2 1/1	4/4 2/2	1/1 0/1 3/3	1/2 6/11 4/4	1/2	1/1	2/3 1/1 4/5
1/1	0/1 1/1 2/3	2/3 2/2	0/2 2/2	2/2 0/1		1/2 1/1
3/3 1/1 1/3	4/5 6/7 2/3	6/7 2/2 3/3	14/16 3/3 9/9	3/3 2/2 2/2	1/1 0/1	2/2 2/2 1/1
1-Post 2-Blocked 1-Missed	2-Post 2-Blocked 1-Missed	1-Missed	1-Missed 2-Post			2-Missed 4-Post 1-Blocked

28 PORTE V
3/3 3/4 1/1
2/4 0/1 4/5
6/10 1/3 12/13
3-Missed 2-Post

Team
Goals / Shots

26/35	20/32	26/29
17/31	3/7	16/27
62/72	27/35	44/51
18-Missed 17-Post	8-Blocked	

Offence



Goalkeepers
Saves / Shots

5/27	10/21	6/31
11/21	6/6	12/25
14/70	12/40	19/63

12 GERARD V
1/8 2/3 2/11
2/6 1/7
5/22 4/12 3/11

16 OMEYER T
4/19 8/18 4/20
9/15 6/6 11/18
9/48 8/27 16/52

Legend:		
%	Efficiency	2Min 2 Minute Suspensions
AS	Assists	6m 6-metre Shots
G/S	Goals/Shots	7m 7-metre Shots
PR	Preliminary Round	9m 9-metre Shots
ST	Steals	BS Blocked Shots
		BT Breakthroughs
		BC Blue Cards
		GM Gold Medal Match
		MP Matches Played
		QA Not Applicable
		QF Quarterfinal
		RC Red Cards
		S/S Saves/Shots
		TP Time Played
		Wing Wing Shots
		FB Fast Breaks
		No. Uniform Number
		SF Semifinal
		YC Yellow Cards



Cumulative Statistics
Estatísticas acumuladas / Statistiques cumulatives

GER - Germany
After 8 matches

Players		MP	Shots								Offence		Defence		Punishments			TP
No.	Name		G/S	%	6m	Wing	9m	7m	FB	BT	AS	TO	ST	BS	YC	2Min	RC	
3	GENSHEIMER Uwe	8	49/62	79	2/3	16/23	1/1	20/24	10/11	7	4	3			5	1		6:57:14
6	LEMKE Finn	8	2/5	40	1/1		0/2		1/2	10	2	4	14	4	4			4:25:46
7	WIENCEK Patrick	8	22/28	79	20/25				2/3	5	6	3	2	5	8			5:13:23
9	REICHMANN Tobias	8	41/50	82	2/3	17/24		2/2	20/20	5	1	1			1			7:17:58
10	WIEDE Fabian	8	20/34	59	3/6	0/1	10/19		3/4	17	12	1	1	1	3			3:49:49
12	HEINEVETTER Silvio	8								2								1:13:06
13	PEKELER Hendrik	8	14/21	67	8/12	1/1	1/3		4/5	9	4	3	3	3	8			5:19:48
17	WEINHOLD Steffen	6	10/19	53	1/1		3/10			6/8	9	8	1	1		2		2:16:57
19	STROBEL Martin	8	5/9	56	0/1		3/6			2/2	7	5			3			2:02:19
23	FATH Steffen	3									2							4:00
24	GROETZKI Patrick	2																
25	HAFNER Kai	8	22/39	56	5/12		13/23		3/3	6	9				4			2:41:22
33	WOLFF Andreas	8	4/4	100			4/4			5	1							5:46:25
35	KUHN Julius	8	27/47	57	4/5		19/37		1/2	3/3	9	10	1	3	4	3		3:25:51
47	DISSINGER Christian	5	4/9	44	0/1		3/7			1/1	6	2			1	4	1	1:16:11
95	DRUX Paul	8	26/34	76	7/8		13/19		1/1	5/6	14	10	1		2	7		4:09:51
	Bench/Team														6			
	Totals		246/361	68	53/78	34/49	70/131	22/26	45/51	22/26	112	76	18	24	26	52	2	

Goalkeepers		Total Shots		6m Shots		Wing Shots		9m Shots		7m Shots		Fast Breaks		Breakthroughs	
No.	Name	S/S	%	S/S	%	S/S	%	S/S	%	S/S	%	S/S	%	S/S	%
12	HEINEVETTER Silvio	26/65	40	5/11	45	2/9	22	14/24	58	1/9	11	3/7	43	1/5	20
33	WOLFF Andreas	69/228	30	13/64	20	4/19	21	34/76	45	9/30	30	4/15	27	5/24	21
	Totals	95/312	30	18/77	23	6/30	20	48/103	47	10/39	26	7/31	23	6/32	19

Team Shots	Goals	Saves	Missed	Post	Blocked	Total	%
6m Shots	53	18	5	2		78	68
Wing Shots	34	14		1		49	69
9m Shots	70	34	10	6	11	131	53
7m Shots	22	4			N/A	26	85
Fast Breaks	45	5		1		51	88
Breakthroughs	22	4				26	85
Totals	246	79	15	10	11	361	68

Played		
PR	SWE	32 - 29
PR	POL	32 - 29
PR	BRA	30 - 33
PR	SLO	28 - 25
PR	EGY	31 - 25
QF	QAT	34 - 22
SF	FRA	28 - 29
BM	POL	31 - 25

Number of Attacks: 418, Scoring Efficiency: 59%



Cumulative Statistics
Estatísticas acumuladas / Statistiques cumulatives

GER - Germany
After 8 matches

Shots Distribution

Players

Goals / Shots

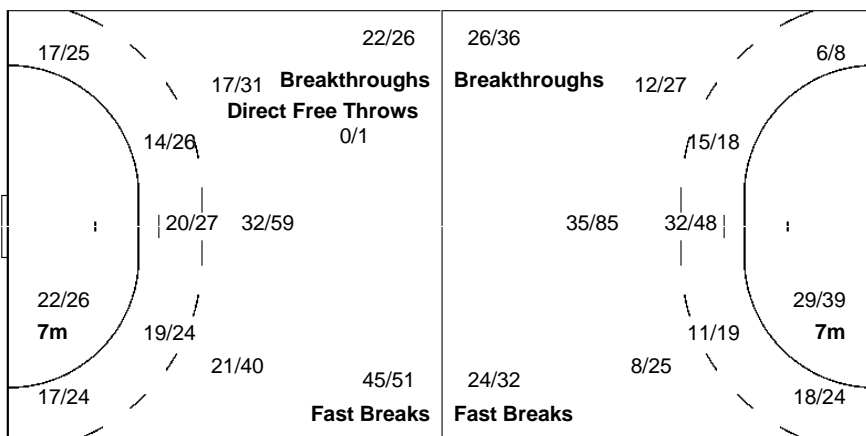
3 GENSHEIMER U 5/5 2/4 1/2 1/2 2/5 16/17 8/9 14/17 1-Post	6 LEMKE F 1-Missed 1-Post 1/1 1/1	7 WIENCEK P 1-Missed 2-Post 7/7 0/3 3/3 1/1 4/4 3/3 2/2 2/2	9 REICHMANN T 21/22 2/6 1/2 1/2 0/1 2/2 3/3 1/2 10/10	10 WIEDE F 3-Post 1-Blocked 1/1 3/4 2/3 3/4 0/1 2/6 1/1 4/5 4/5	12 HEINEVETTER S 3-Missed	13 PEKELER H 2/2 3/3 3/3 0/3 3/3 3/4
17 WEINHOLD S 1-Post 2-Blocked 1/1 2/3 1/4 2/2 1/1 3/5	19 STROBEL M 1-Missed 1-Post 2-Blocked 1/1 3/3	23 FATH S	24 GROETZKI P	25 HAFNER K 5-Missed 1-Blocked 2/2 3/3 3/3 4/7 2/3 4/9 2/2 2/4	33 WOLFF A 4/4	35 KUHN J 2-Missed 4-Blocked 4/5 5/7 1/4 2/6 7/10 2/3 6/6
47 DISSINGER C 1-Missed 1-Post 1/1 0/1 2/2 0/1 0/1	95 DRUX P 1-Missed 1-Blocked 1/1 0/1 2/2 2/2 1/2 6/7 7/9 7/8					

Team
Goals / Shots

44/46	13/24	21/26
16/26	0/2	17/38
49/59	32/39	54/65

15-Missed 10-Post 11-Blocked

Offence



Defence

Goalkeepers
Saves / Shots

7/38	10/30	8/24
15/30	8/11	10/23
13/59	9/33	15/64

12 HEINEVETTER S

3/10	1/4	2/2
5/8	5/6	1/5
4/13	3/8	2/9

33 WOLFF A

4/28	9/22	6/21
10/22	3/3	9/17
9/44	6/20	13/51

% Efficiency	2Min 2 Minute Suspensions	6m 6-metre Shots	7m 7-metre Shots	9m 9-metre Shots
AS Assists	BM Bronze Medal Match	BS Blocked Shots	BT Breakthroughs	BC Blue Cards
FB Fast Breaks	G/S Goals/Shots	MP Matches Played	N/A Not Applicable	No. Uniform Number
PR Preliminary Round	QF Quarterfinal	RC Red Cards	S/S Saves/Shots	SF Semifinal
ST Steals	TO Turnovers	TP Time Played	Wing Wing Shots	YC Yellow Cards

Player #17 WEINHOLD Steffen replaces #24 GROETZKI Patrick, Player #23 FATH Steffen replaces #47 DISSINGER Christian



Cumulative Statistics
Estatísticas acumuladas / Statistiques cumulatives

POL - Poland
After 8 matches

Players		MP	Shots								Offence		Defence		Punishments			TP	
No.	Name		G/S	%	6m	Wing	9m	7m	FB	BT	AS	TO	ST	BS	YC	2Min	RC		BC
1	SZMAL Slawomir	8	1/1	100			1/1						2						3:06:10
3	LIJEWSKI Krzysztof	8	26/46	57	8/12		12/23		5/5	1/6	15	11	1	1	1	2			5:55:22
5	JACHLEWSKI Mateusz	8	13/18	72	2/2	3/5	1/2		7/9		6	3	6		3	6			4:49:00
6	KRAJEWSKI Przemyslaw	8	19/35	54	7/11	1/1	0/9	1/1	4/4	6/9	8	15	2		2	3			3:25:59
8	BIELECKI Karol	8	55/87	63	3/4		31/56	21/27			11	14				2			4:06:19
11	WISNIEWSKI Adam	8	8/16	50	0/1	5/10	1/1		2/4		3	1	3		3	3			5:08:45
13	JURECKI Bartosz	8	8/11	73	7/10			1/1			7	4				1			1:36:17
15	JURECKI Michal	8	12/19	63	5/7		1/5		2/3	4/4	11	5		3		1			2:10:14
16	WYSZOMIRSKI Piotr	8	3/5	60			3/5				1		2						4:34:06
20	JURKIEWICZ Mariusz	5	11/22	50	2/4		5/12		1/2	3/4	9	13	1	8		1	1		3:30:04
23	SYPRZAK Kamil	8	18/27	67	17/21		1/6				6	10	1	2	2	3			3:35:08
26	DASZEK Michal	8	33/43	77	3/5	12/19	1/2		17/17		3	6	3			2			7:21:13
35	KUS Mateusz	8	1/1	100					1/1		2	3	2	5	6	8			4:19:59
38	GIERAK Lukasz	3	7/8	88	2/2		2/3			3/3	1	8				2			1:21:25
45	SZYBA Michal	8	7/12	58	1/4	1/1	1/3			4/4	10	8	2		1	1			2:09:59
	Bench/Team											1			4				
	Totals		222/351	63	57/83	22/36	60/128	23/29	39/45	21/30	93	102	25	19	22	35	1		

Goalkeepers		Total Shots		6m Shots		Wing Shots		9m Shots		7m Shots		Fast Breaks		Breakthroughs	
No.	Name	S/S	%	S/S	%	S/S	%	S/S	%	S/S	%	S/S	%	S/S	%
1	SZMAL Slawomir	27/120	23	6/30	20	2/7	29	10/38	26	2/16	13	2/12	17	5/17	29
16	WYSZOMIRSKI Piotr	67/196	34	16/41	39	5/19	26	36/85	42	2/14	14	5/19	26	3/18	17
	Totals	95/322	30	22/73	30	8/27	30	46/123	37	4/30	13	7/34	21	8/35	23

Team Shots	Goals	Saves	Missed	Post	Blocked	Total	%
6m Shots	57	20	4		2	83	69
Wing Shots	22	12		2		36	61
9m Shots	60	39	6	1	22	128	47
7m Shots	23	4		2	N/A	29	79
Fast Breaks	39	5		1		45	87
Breakthroughs	21	5		4		30	70
Totals	222	85	10	10	24	351	63

Played		
PR	BRA	32 - 34
PR	GER	29 - 32
PR	EGY	33 - 25
PR	SWE	25 - 24
PR	SLO	20 - 25
QF	CRO	30 - 27
SF	DEN	28 - 29
BM	GER	25 - 31

Number of Attacks: 428, Scoring Efficiency: 52%



Cumulative Statistics

Estatísticas acumuladas / Statistiques cumulatives

POL - Poland

After 8 matches

Shots Distribution

Players

Goals / Shots

1 SZMAL S	3 LIJEWSKI K	5 JACHLEWSKI M	6 KRAJEWSKI P	8 BIELECKI K	11 WISNIEWSKI A	13 JURECKI B
	2/2 2/4 3/4	1/1 0/1 2/2	1/1 1/1	9/11 3/4 7/7	3/4 1/2	
	0/2 1/2 2/3	0/2 1/1	0/1 5/8	5/9 1/3 8/10	1/2	1/1 2/3
1/1	7/13 4/5 5/7	3/3 6/6	5/5 3/5 4/9	11/17 2/5 9/9	1/3 2/2 0/2	1/1 0/1 4/4
	1-Missed 1-Post 2-Blocked	1-Missed 1-Post	2-Post 3-Blocked	1-Missed 2-Post 9-Blocked	1-Post	1-Missed

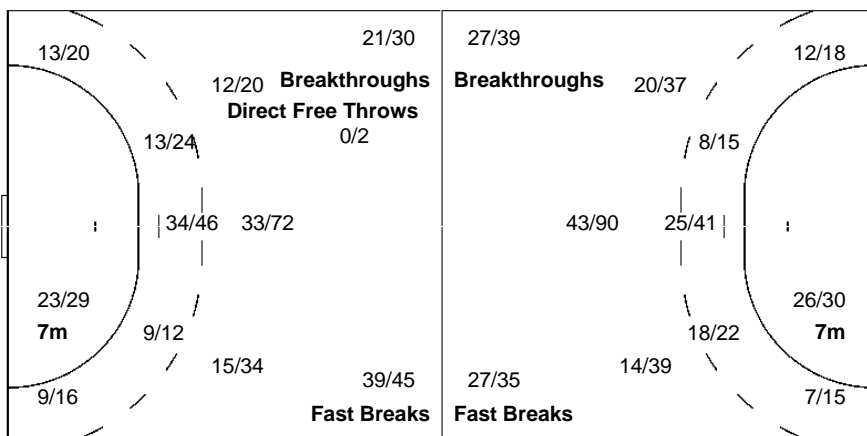
15 JURECKI M	16 WYSZOMIRSKI P	20 JURKIEWICZ M	23 SYPRZAK K	26 DASZEK M	35 KUS M	38 GIERAK L
1/1 2/4 3/3	1/1	1/2 1/1 1/2	3/3 3/4	8/8 4/5 4/4		1/1 1/1 1/1
1/1 0/1	1/1	0/1	1/3	2/4 1/2	1/1	1/1
1/1 3/3 1/1	1/1	4/4 3/5 1/2	3/5 5/5 3/4	5/6 4/5 5/7		1/1 1/1 1/1
3-Missed 1-Blocked 1-Missed	1-Blocked	1-Post 4-Blocked	1-Post 2-Blocked	1-Post 1-Blocked		1-Missed

45 SZYBA M
2/2 2/3
2/2 0/1
1/1 0/1
1-Missed 1-Blocked

Team Goals / Shots

32/36	19/28	23/26
14/24	2/10	21/31
43/60	35/46	33/46
10-Missed	10-Post	24-Blocked

Offence



Defence

Goalkeepers Saves / Shots

3/31	6/19	7/26
14/28	7/7	24/45
10/61	9/34	15/71

1 SZMAL S

0/11	5/11	1/9
2/7	3/3	6/17
3/20	4/13	3/29

16 WYSZOMIRSKI P

3/20	1/6	6/16
12/21	4/4	17/27
7/40	5/21	12/41

Legend:		
%	Efficiency	2Min 2 Minute Suspensions
AS	Assists	BM Bronze Medal Match
FB	Fast Breaks	G/S Goals/Shots
PR	Preliminary Round	QF Quarterfinal
ST	Steals	TO Turnovers
6m	6-metre Shots	BS Blocked Shots
MP	Matches Played	N/A Not Applicable
RC	Red Cards	S/S Saves/Shots
TP	Time Played	Wing Wing Shots
7m	7-metre Shots	9m 9-metre Shots
BT	Breakthroughs	BC Blue Cards
YC	Yellow Cards	No. Uniform Number
		SF Semifinal

Player #20 JURKIEWICZ Mariusz replaces #38 GIERAK Lukasz



Cumulative Statistics
Estadísticas acumuladas / Statistiques cumulatives

CRO - Croatia
After 6 matches

Players		MP	Shots							Offence		Defence		Punishments			TP	
No.	Name		G/S	%	6m	Wing	9m	7m	FB	BT	AS	TO	ST	BS	YC	2Min		RC
1	STEVANOVIC Ivan	6	0/1	0			0/1			2								2:58:01
5	DUVNJAK Domagoj	6	22/44	50	3/5		10/29	1/1	6/6	2/3	26	14	9	2	4	2		3:59:18
7	STEPANCIC Luka	6	21/36	58	7/10		12/24			2/2	5	6		1	1	1		2:30:09
8	KOPLJAR Marko	6	12/27	44	2/5		10/22				9	4	2	3	2	4		3:40:13
10	GOJUN Jakov	6	6/8	75	2/2				4/6				2	5	2	6	1	3:05:12
12	PESIC Ivan	6																2:22:12
13	HORVAT Zlatko	6	12/18	67		3/5	0/1	6/9	3/3		2		1					2:21:45
18	KARACIC Igor	6	12/16	75	3/3	1/1	4/8		4/4		4	9	1		1	3		1:55:03
26	STRLEK Manuel	6	29/39	74	2/2	11/15	1/1	2/6	12/14	1/1	5	6	2		1	1		4:59:58
27	CUPIC Ivan	6	21/31	68	2/6	11/14		4/6	3/4	1/1	7	3	3					3:37:48
30	MAMIC Marko	6	10/24	42			8/22			2/2	7	8	1	4	1		1	2:11:47
32	SLISKOVIC Ivan	6	7/19	37	1/3		6/16				6	5		1	3	4		3:13:14
34	BROZOVIC Ilija	6	8/12	67	7/11	1/1						1		2	1	3		1:43:27
44	KOZINA Kresimir	6	14/18	78	12/14				2/4		3	5	2	2	1			3:21:58
	Bench/Team														4			
Totals			174/293	59	41/61	27/36	51/124	13/22	34/41	8/9	76	61	23	20	21	24	2	

Goalkeepers		Total Shots		6m Shots		Wing Shots		9m Shots		7m Shots		Fast Breaks		Breakthroughs	
No.	Name	S/S	%	S/S	%	S/S	%	S/S	%	S/S	%	S/S	%	S/S	%
1	STEVANOVIC Ivan	35/114	31	5/29	17	4/13	31	26/43	60	0/12	0	0/9	0	0/8	0
12	PESIC Ivan	24/102	24	8/24	33	2/12	17	7/30	23	1/11	9	3/15	20	3/10	30
Totals		60/224	27	13/54	24	6/25	24	34/77	44	1/23	4	3/28	11	3/17	18

Team Shots	Goals	Saves	Missed	Post	Blocked	Total	%
6m Shots	41	14	2	3	1	61	67
Wing Shots	27	7	1	1		36	75
9m Shots	51	38	11	6	18	124	41
7m Shots	13	7		2	N/A	22	59
Fast Breaks	34	6	1			41	83
Breakthroughs	8			1		9	89
Totals	174	72	15	13	19	293	59

Played		
PR	QAT	23 - 30
PR	ARG	27 - 26
PR	DEN	27 - 24
PR	FRA	29 - 28
PR	TUN	41 - 26
QF	POL	27 - 30

Number of Attacks: 327, Scoring Efficiency: 53%



Cumulative Statistics

Estatísticas acumuladas / Statistiques cumulatives

CRO - Croatia

After 6 matches

Shots Distribution

Players

Goals / Shots

1 STEVANOVIC I	5 DUVNJAK D	7 STEPANCIC L	8 KOPLJAR M	10 GOJUN J	12 PESIC I	13 HORVAT Z
	5/6	6/6	1/1	2/3		0/1
	0/2	1/2	2/6	1/4		1/3
	2/2	2/2	4/6	9/11	4/4	3/3
1-Missed	3-Missed3-Post	6-Blocked 4-Missed	3-Blocked 1-Missed2-Post	2-Blocked 1-Missed		2-Missed1-Post

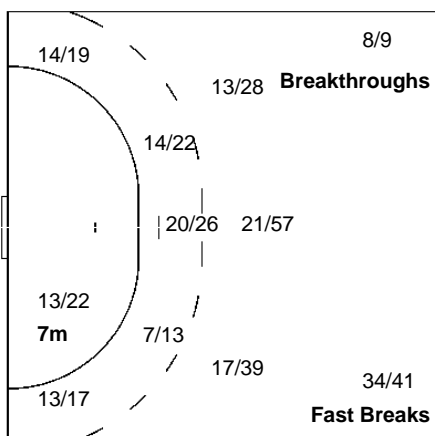
18 KARACIC I	26 STRLEK M	27 CUPIC I	30 MAMIC M	32 SLISKOVIC I	34 BROZOVIC I	44 KOZINA K
	2/2	4/7	2/2	3/3	2/3	2/2
	2/2	1/1	2/2	0/2	0/1	1/3
	1/2	3/3	4/4	7/9	5/6	6/10
2-Blocked		3-Post	1-Missed2-Post	2-Missed1-Post	6-Blocked	1-Post

Team

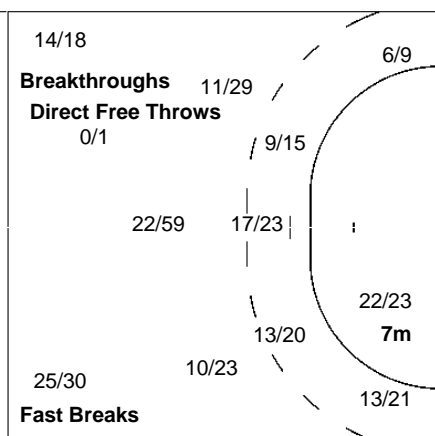
Goals / Shots

17/22	9/14	21/23
9/24	1/5	14/29
44/52	21/26	38/50
15-Missed	13-Post	19-Blocked

Offence



Defence



Goalkeepers

Saves / Shots

6/22	2/8	3/21
12/18	1/3	12/30
6/55	8/23	10/45

1 STEVANOVIC I

4/9	2/4	3/11
7/9	0/1	9/17
3/33	5/15	2/15

12 PESIC I

2/13	0/3	0/10
5/9	1/1	2/10
3/22	3/7	8/28

Legend:		
%	Efficiency	2Min 2 Minute Suspensions
AS	Assists	BS Blocked Shots
G/S	Goals/Shots	MP Matches Played
QF	Quarterfinal	RC Red Cards
TP	Time Played	Wing Wing Shots
6m	6-metre Shots	BT Breakthroughs
N/A	Not Applicable	BC Blue Cards
S/S	Saves/Shots	No. Uniform Number
YC	Yellow Cards	ST Steals
7m	7-metre Shots	9m 9-metre Shots
FB	Fast Breaks	PR Preliminary Round
TO	Turnovers	



Cumulative Statistics
Estatísticas acumuladas / Statistiques cumulatives

SLO - Slovenia
After 6 matches

Players		MP	Shots								Offence		Defence		Punishments			TP	
No.	Name		G/S	%	6m	Wing	9m	7m	FB	BT	AS	TO	ST	BS	YC	2Min	RC		BC
1	SKOK Matevz	4																	1:20:45
3	BLAGOTINSEK Blaz	6	7/9	78	7/9					4		2	9	1	6				2:56:57
5	HENIGMAN Nik	3	0/3	0				0/3		1					1				20:37
7	KAVTICNIK Vid	6	20/34	59	2/2	1/1	6/17	8/11	2/2	1/1	7	7		1	3	2			3:11:41
8	JANC Blaz	6	28/35	80	2/3	15/19	2/2		9/11	3	6	2		1	3				5:37:20
11	DOLENEC Jure	6	17/23	74	6/8		5/7	1/2	0/1	5/5	12	6		1		2			2:45:14
12	SKOF Gorazd	6								2	1								3:08:13
13	CINGESAR Darko	6	9/15	60	1/2	7/12			1/1	1	1	1		2	11				4:32:16
15	POTEKO Vid	6	1/1	100	1/1								1	1	9				1:46:40
18	MIKLAVCIC David	1	1/1	100					1/1	1	1	1							19:31
22	GABER Matej	6	12/18	67	12/18					7	5	2	3	4	5				4:31:05
23	ZORMAN Uros	6	16/25	64	9/12		1/2		1/2	5/9	17	21		1					3:21:50
25	BEZJAK Marko	6	20/33	61	8/12	1/1	3/9	0/1		8/10	11	4			2				2:24:34
31	RAZGOR Simon	6	13/16	81		6/9		6/6	1/1			1	1	1	5				1:47:52
32	ZARABEC Miha	3	12/20	60	1/3	0/1	1/4	7/8	1/2	2/2	8	1			2				1:30:20
44	BOMBAC Dean	5	11/16	69	2/3		1/2	7/10	1/1	3	8	1	1	1	3				1:30:11
90	LESJAK Urban	2																	54:54
	Bench/Team											2			4				
	Totals		167/249	67	51/73	30/43	19/46	29/38	17/22	21/27	77	64	10	16	19	51			

Goalkeepers		Total Shots		6m Shots		Wing Shots		9m Shots		7m Shots		Fast Breaks		Breakthroughs	
No.	Name	S/S	%	S/S	%	S/S	%	S/S	%	S/S	%	S/S	%	S/S	%
1	SKOK Matevz	10/46	22	3/11	27	3/11	27	3/13	23	1/4	25	0/5	0	0/2	0
12	SKOF Gorazd	34/125	27	7/29	24	8/21	38	16/40	40	0/11	0	2/17	12	1/7	14
90	LESJAK Urban	9/38	24	4/10	40	0/9	0	5/13	38	0/2	0	0/2	0	0/2	0
	Totals	53/216	25	14/50	28	11/41	27	24/68	35	1/17	6	2/29	7	1/11	9

Team Shots	Goals	Saves	Missed	Post	Blocked	Total	%
6m Shots	51	17		3	2	73	70
Wing Shots	30	8	3	2		43	70
9m Shots	19	12	3	2	10	46	41
7m Shots	29	7	1	1	N/A	38	76
Fast Breaks	17	3	1	1		22	77
Breakthroughs	21	4	1	1		27	78
Totals	167	51	9	10	12	249	67

Played		
PR	EGY	27 - 26
PR	BRA	31 - 28
PR	SWE	29 - 24
PR	GER	25 - 28
PR	POL	25 - 20
QF	DEN	30 - 37

Number of Attacks: 290, Scoring Efficiency: 58%



Cumulative Statistics
Estatísticas acumuladas / Statistiques cumulatives

SLO - Slovenia
After 6 matches

Shots Distribution

Players

Goals / Shots

1 SKOK M	3 BLAGOTINSEK B	5 HENIGMAN N	7 KAVTICNIK V	8 JANC B	11 DOLENEC J	12 SKOF G
	1/1		3/3 1/1 2/2	2/2 3/3 2/2	1/1	
			0/2 1/2		2/3	4/5
	0/1 2/3 2/2		7/8 4/5 2/3	6/6 2/3 10/10	6/8 1/1 3/4	

3-Blocked 2-Missed 1-Post 5-Blocked 3-Missed 1-Post

1-Post

13 CINGESAR D	15 POTEKO V	18 MIKLAVCIC D	22 GABER M	23 ZORMAN U	25 BEZJAK M	31 RAZGOR S
2/2 0/1			1/3 0/1	1/1	2/2 2/2 2/2	0/1 2/3 2/2
			0/1	1/2 0/1 1/4	2/2 0/3 2/4	1/1
2/3 3/4 2/3			5/6 2/2 2/3	6/6 1/1 5/5	3/5 5/7 2/3	4/4 3/3 1/2

1-Missed

3-Post

1-Missed

2-Blocked

32 ZARABEC M	44 BOMBAC D	90 LESJAK U
3/3	1/1 1/1 1/2	
2/3	0/1	
6/7	5/5 3/4	

2-Missed 4-Post

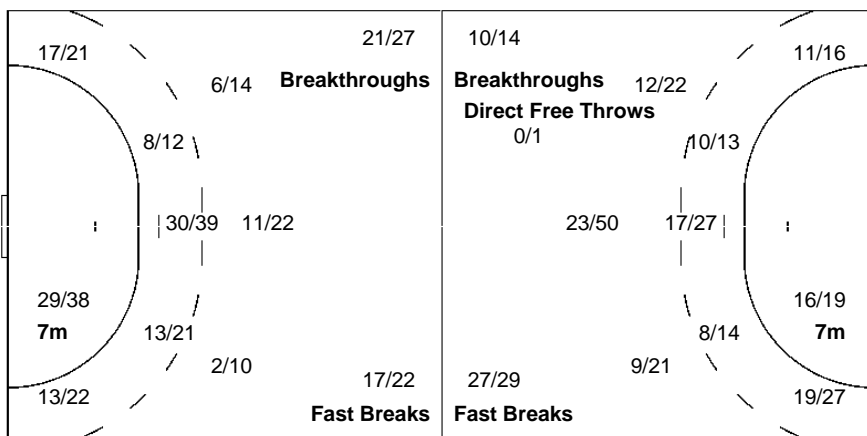
2-Blocked

Team
Goals / Shots

13/16	13/16	10/12
8/13	0/7	16/25
50/59	23/29	34/41

9-Missed 10-Post 12-Blocked

Offence



Defence

Goalkeepers
Saves / Shots

4/24	9/20	1/10
2/17	3/5	14/38
6/36	6/27	7/38

1 SKOK M

0/5	3/4	0/3
0/1	1/1	4/12
0/4	0/4	2/12

12 SKOF G

4/16	4/11	0/3
2/11	0/2	9/17
6/26	6/17	2/21

90 LESJAK U

0/3	2/4	1/4
0/5	2/2	1/8
0/4	0/3	3/5



Cumulative Statistics

Estadísticas acumuladas / Statistiques cumulatives

Legend:									
%	Efficiency	2Min	2 Minute Suspensions	6m	6-metre Shots	7m	7-metre Shots	9m	9-metre Shots
AS	Assists	BS	Blocked Shots	BT	Breakthroughs	BC	Blue Cards	FB	Fast Breaks
G/S	Goals/Shots	MP	Matches Played	N/A	Not Applicable	No.	Uniform Number	PR	Preliminary Round
QF	Quarterfinal	RC	Red Cards	S/S	Saves/Shots	ST	Steals	TO	Turnovers
TP	Time Played	Wing	Wing Shots	YC	Yellow Cards				

Player #32 ZARABEC Miha replaces #5 HENIGMAN Nik, Player #90 LESJAK Urban replaces #1 SKOK Matevz, Player #18 MIKLAVCIC David replaces #44 BOMBAC Dean



Cumulative Statistics
Estatísticas acumuladas / Statistiques cumulatives

BRA - Brazil
After 6 matches

Players		MP	Shots								Offence		Defence		Punishments			TP
No.	Name		G/S	%	6m	Wing	9m	7m	FB	BT	AS	TO	ST	BS	YC	2Min	RC	
1	dos SANTOS Maik	6	3/6	50			3/6			3	2							3:53:54
2	TEIXEIRA Henrique	6	12/17	71	2/3		3/6	6/6	0/1	1/1	2	3	5	2	3	3		3:34:26
4	da SILVA Joao	6	10/14	71	3/4		1/4		4/4	2/2	8	7	3		1			3:05:54
9	CANDIDO Lucas	6	5/9	56	0/1	2/5			3/3		2	3						2:33:35
10	de TOLEDO Jose Guilherme	6	21/43	49	6/8	0/1	11/27		2/3	2/4	12	10	2	1	2	5		3:41:31
13	HUBNER Diogo Kent	6	3/8	38	2/3	1/2	0/1		0/2		3	7	1					1:57:01
14	dos SANTOS Thiagus	6	22/35	63	1/1		15/27		3/4	3/3	16	14	7	3	2	5		4:20:39
17	POZZER Alexandro	6	20/28	71	20/28					5	6			1	2			2:29:55
19	CHIUFFA Fabio	6	25/33	76	0/1	10/16		12/13	3/3		2	3			1			3:20:56
26	dos SANTOS GUIMARAES Oswaldo	6	6/14	43	0/1		5/10			1/3	13	3			1			1:11:10
28	SANTOS Leonardo	6	6/15	40	2/3		1/9		3/3		2	4		1	1	2		1:49:16
33	SOARES Andre	6	13/18	72	0/1	10/12	0/1		3/4		2	2	2		3	3	1	4:48:25
37	LANGARO Haniel	6	21/40	53	4/6	0/1	12/28		3/3	2/2	8	5	1		1	3		3:25:49
89	ALMEIDA Cesar Augusto	6	1/1	100			1/1											1:47:29
Bench/Team															2			
Totals			168/281	60	40/60	23/37	52/120	18/19	24/30	11/15	78	69	21	7	16	25	1	

Goalkeepers		Total Shots		6m Shots		Wing Shots		9m Shots		7m Shots		Fast Breaks		Breakthroughs	
No.	Name	S/S	%	S/S	%	S/S	%	S/S	%	S/S	%	S/S	%	S/S	%
1	dos SANTOS Maik	50/171	29	11/49	22	9/25	36	21/44	48	2/16	13	2/18	11	5/19	26
89	ALMEIDA Cesar Augusto	12/73	16	3/23	13	1/7	14	7/16	44	1/8	13	0/9	0	0/10	0
Totals		62/246	25	14/72	19	10/32	31	28/61	46	3/25	12	2/27	7	5/29	17

Team Shots	Goals	Saves	Missed	Post	Blocked	Total	%
6m Shots	40	15	2	2	1	60	67
Wing Shots	23	12	2			37	62
9m Shots	52	33	15	6	14	120	43
7m Shots	18	1			N/A	19	95
Fast Breaks	24	6				30	80
Breakthroughs	11	2	2			15	73
Totals	168	69	21	8	15	281	60

Played		
PR	POL	34 - 32
PR	SLO	28 - 31
PR	GER	33 - 30
PR	EGY	27 - 27
PR	SWE	19 - 30
QF	FRA	27 - 34

Number of Attacks: 330, Scoring Efficiency: 51%



Cumulative Statistics

Estatísticas acumuladas / Statistiques cumulatives

BRA - Brazil After 6 matches

Shots Distribution

Players

Goals / Shots

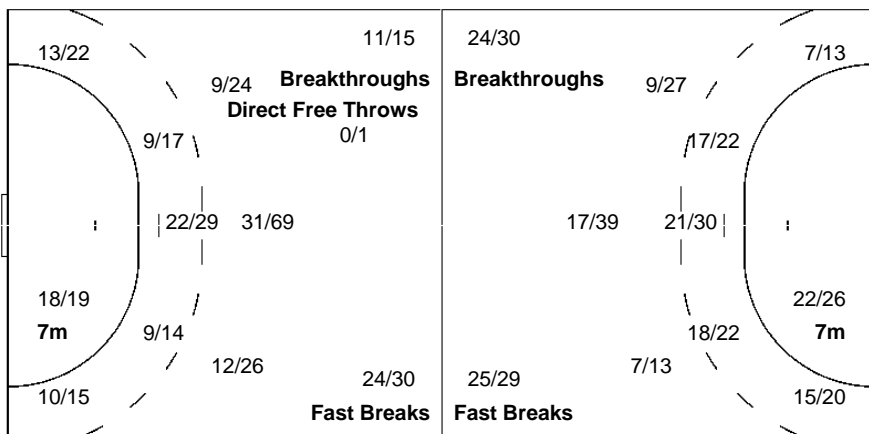
1 dos SANTOS M	2 TEIXEIRA H	4 da SILVA J	9 CANDIDO L	10 de TOLEDO JG	13 HUBNER DK	14 dos SANTOS T
1/1	1/1 1/2	1/1 0/1 3/3	1/2	0/2 3/5	0/1 0/1	1/1 1/1 2/2
1/1 1/1	2/2 0/1 2/2	0/1 1/1 0/1		1/3	0/1	2/2 1/2 1/2
	1/1 1/2 4/5	1/1 2/2 2/2	2/3 0/1 2/2	4/4 2/5 10/11	1/2 2/3	4/6 3/4 7/7
3-Missed	1-Missed	1-Missed	1-Post	6-Missed 3-Post 3-Blocked		3-Missed 1-Post 3-Blocked

17 POZZER A	19 CHIUFFA F	26 dos SANTOS GUIMAR.	28 SANTOS L	33 SOARES A	37 LANGARO H	89 ALMEIDA CA
1/1 2/2	5/7 2/4 2/2	1/3 0/1	1/1	2/2 3/4 2/3	4/7 4/6	
3/4 0/1 2/4	1/1 1/2 0/1	1/2	0/1 0/1 2/3		2/3 1/2 4/4	
4/5 3/5 5/5	5/5 2/2 7/7	1/1 1/2 2/2	1/2 1/4 1/1	2/3 2/2 2/2	2/2 2/2 2/3	1/1
1-Missed	1-Blocked 1-Missed 1-Post 1-Blocked 2-Missed			1-Missed	2-Missed 2-Post 7-Blocked	

Team Goals / Shots

16/23	18/30	10/14
12/20	5/11	13/20
28/35	20/32	46/50
21-Missed 8-Post	15-Blocked	

Offence



Defence

Goalkeepers Saves / Shots

4/29	10/28	2/18
7/25	5/9	9/25
12/43	3/17	9/51

1 dos SANTOS M

3/24	8/21	1/11
6/22	3/4	8/17
10/27	3/10	8/35

89 ALMEIDA CA

1/5	2/7	1/7
1/2	2/5	1/8
2/16	0/6	1/16

Legend:		
%	Efficiency	2Min 2 Minute Suspensions
AS	Assists	BS Blocked Shots
G/S	Goals/Shots	MP Matches Played
QF	Quarterfinal	RC Red Cards
TP	Time Played	Wing Wing Shots
6m	6-metre Shots	BT Breakthroughs
N/A	Not Applicable	BC Blue Cards
S/S	Saves/Shots	No. Uniform Number
YC	Yellow Cards	ST Steals
7m	7-metre Shots	9m 9-metre Shots
FB	Fast Breaks	PR Preliminary Round
		TO Turnovers



Cumulative Statistics
Estadísticas acumuladas / Statistiques cumulatives

QAT - Qatar
After 6 matches

Players		MP	Shots								Offence		Defence		Punishments			TP	
No.	Name		G/S	%	6m	Wing	9m	7m	FB	BT	AS	TO	ST	BS	YC	2Min	RC		BC
1	MARKOVIC Zarko	6	33/70	47	5/7	0/1	16/47	11/13		1/2	4	13	1			1			2:36:20
4	MABROUK Hassan	6	1/3	33			0/1			1/2	1	1	1	1	2	4			3:01:08
5	BAGARIC Marko	6	6/18	33	0/1	0/1	6/15			0/1	2	3	1		1				2:08:59
6	ALSALTIALKRAD Mustafa	2																	19:01
7	ROINE Bertrand	6	11/32	34	1/3		10/28			0/1	4	4		2	3	4			3:22:06
9	CAPOTE Rafael	6	40/66	61	11/15		25/45			1/1	3/5	7	9	1	7	1	4		4:55:12
11	MURAD Abdulrazzaq	6	11/14	79	0/1	7/9				4/4	2	1	6	1	1	2			4:38:37
12	SARIC Danijel	6																	4:03:56
13	MEMISEVIC Eldar	6	8/14	57	3/6	1/3	1/2			1/1	2/2	1	7	2		3			3:28:45
14	ALRAYES Bassel	6	13/17	76	12/15					1/1	0/1	4	6	1	1	2	3		3:48:16
15	MEGDICH Nasreddine	6	7/13	54	0/2	4/7	0/1	1/1	2/2		3	1	1			1			3:21:35
16	STOJANOVIC Goran	6																	1:44:03
19	FERNANDEZ Borja	6	2/2	100	2/2							5							40:30
25	MALLASH Kamal Aldin	6	11/21	52	2/6		1/3			8/12	8	15	1		2	1			3:07:07
94	ZAKKAR Ameen	4	1/3	33			1/3				1	2							44:25
	Bench/Team														2				
Totals			144/273	53	36/58	12/21	60/145	12/14	10/12	14/23	37	67	15	12	14	23			

Goalkeepers		Total Shots		6m Shots		Wing Shots		9m Shots		7m Shots		Fast Breaks		Breakthroughs	
No.	Name	S/S	%	S/S	%	S/S	%	S/S	%	S/S	%	S/S	%	S/S	%
12	SARIC Danijel	55/157	35	11/35	31	12/27	44	19/47	40	3/9	33	7/27	26	3/12	25
16	STOJANOVIC Goran	14/72	19	4/23	17	3/14	21	3/12	25	2/6	33	2/11	18	0/6	0
Totals		69/230	30	15/58	26	15/41	37	22/59	37	5/15	33	9/39	23	3/18	17

Team Shots	Goals	Saves	Missed	Post	Blocked	Total	%
6m Shots	36	15	2	2	3	58	62
Wing Shots	12	4	3	2		21	57
9m Shots	60	47	13	9	16	145	41
7m Shots	12	2			N/A	14	86
Fast Breaks	10	2				12	83
Breakthroughs	14	7	1	1		23	61
Totals	144	77	19	14	19	273	53

Played		
PR	CRO	30 - 23
PR	FRA	20 - 35
PR	TUN	25 - 25
PR	DEN	25 - 26
PR	ARG	22 - 18
QF	GER	22 - 34

Number of Attacks: 311, Scoring Efficiency: 46%



Cumulative Statistics

Estatísticas acumuladas / Statistiques cumulatives

QAT - Qatar After 6 matches

Shots Distribution

Players

Goals / Shots

1 MARKOVIC Z	4 MABROUK H	5 BAGARIC M	6 ALSALTIALKRAD M	7 ROINE B	9 CAPOTE R	11 MURAD A
6/12 0/1 3/3		0/1 1/2		1/3 1/2	4/6 7/9	6/6 0/1
5/8 0/1 3/8	0/1 1/1	0/2 0/1		2/2 0/3	6/7 1/2 4/7	0/1 1/1 2/2
6/10 2/3 8/10		4/4 0/1 1/2		2/5 0/2 5/6	6/9 3/3 9/11	2/2
4-Missed4-Post 6-Blocked 1-Missed		2-Missed1-Post 2-Blocked		2-Post 7-Blocked 6-Missed5-Post 1-Blocked 1-Missed		

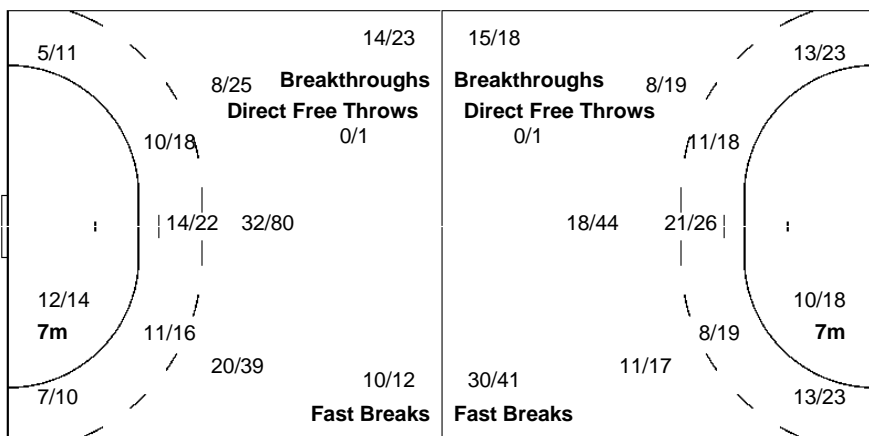
12 SARIC D	13 MEMISEVIC E	14 ALRAYES B	15 MEGDICH N	16 STOJANOVIC G	19 FERNANDEZ B	25 MALLASH KA
	1/1 1/1	0/1 1/1	2/3 2/2		1/1	1/1
	2/5 1/1	1/1 1/1	0/1 0/1			1/2 0/4
	2/2 0/1 2/2	5/6 1/1 4/6	1/1 2/2		1/1	3/4 1/1 5/6
	1-Missed1-Post		2-Missed1-Post			1-Missed 2-Blocked

94 ZAKKAR A
1/1
1-Missed 1-Blocked

Team Goals / Shots

20/31	1/4	16/21
16/29	3/9	12/25
31/43	11/16	34/43
19-Missed 14-Post 19-Blocked		

Offence



Goalkeepers Saves / Shots

4/25	7/16	6/22
9/22	8/10	10/27
8/45	7/23	9/39

12 SARIC D
4/17 5/11 6/16
6/15 7/8 10/22
6/31 4/10 7/27

16 STOJANOVIC G
0/8 2/5 0/6
3/7 1/1 0/5
2/14 3/13 2/12

Legend:		
%	Efficiency	2Min 2 Minute Suspensions
AS	Assists	BS Blocked Shots
G/S	Goals/Shots	MP Matches Played
QF	Quarterfinal	RC Red Cards
TP	Time Played	Wing Wing Shots
6m	6-metre Shots	BT Breakthroughs
7m	7-metre Shots	N/A Not Applicable
9m	9-metre Shots	S/S Saves/Shots
BC	Blue Cards	YC Yellow Cards
FB	Fast Breaks	No. Uniform Number
PR	Preliminary Round	ST Steals
TO	Turnovers	

Player #6 ALSALTIALKRAD Mustafa replaces #94 ZAKKAR Ameen



Cumulative Statistics
Estatísticas acumuladas / Statistiques cumulatives

EGY - Egypt
After 5 matches

Players		MP	Shots								Offence		Defence		Punishments			TP	
No.	Name		G/S	%	6m	Wing	9m	7m	FB	BT	AS	TO	ST	BS	YC	2Min	RC		BC
3	ABOUEBAID Mamdouh Taha	5	9/14	64	0/2	5/5	2/5		1/1	1/1	1	2	3	1	1	3			2:20:18
8	RAMADAN Mohamed Ibrahim	5	5/5	100	4/4					1/1	4	4			4	1			2:38:53
9	EISSA Eslam	5	17/29	59	2/6	1/1	4/9	2/4	2/2	6/7	9	9	1		1	2			2:48:36
15	AMER Mohamed	5	7/11	64	1/1		1/2	2/3	1/1	2/4	3	6			1				1:03:07
19	ELBASSIOUNY Mohamed Hesham	5	10/13	77	6/7	1/2	0/1	2/2		1/1	6	6	1		1				2:23:32
20	HASHEM Mohamed Alaa	5	2/4	50	2/2	0/1				0/1	1	7	1		2				2:12:58
24	ELMASRY Ibrahim	5	0/2	0			0/1		0/1				3	2	4	4			2:33:11
39	ELDERAA Yehia	5	10/18	56	3/5	0/1	2/7	1/1	3/3	1/1	6	1	2		1	3			2:29:14
66	ELAHMAR Ahmed	5	27/49	55	4/6	1/2	6/17	7/9	2/5	7/10	8	6	3		2				3:05:07
72	KHALIL Mahmoud	5																	1:33:49
88	HENDAWY Karim	5										1							3:18:26
89	SHEBIB Mohamed Mamdouh	5	13/18	72	11/14	0/1			2/3		7	6	3		3	2			2:41:54
90	MOHAMED Ali Zein	5	11/29	38	4/6		6/20	1/3			10	3	1		1	3			2:54:17
91	SANAD Mohammad	5	18/25	72	3/3	6/10	0/1	4/5	5/6		2	2	2		1	1			2:56:38
Bench/Team												1			3				
Totals			129/217	59	40/56	14/23	21/63	19/27	16/22	19/26	57	54	20	3	15	28	1		

Goalkeepers		Total Shots		6m Shots		Wing Shots		9m Shots		7m Shots		Fast Breaks		Breakthroughs	
No.	Name	S/S	%	S/S	%	S/S	%	S/S	%	S/S	%	S/S	%	S/S	%
72	KHALIL Mahmoud	13/58	22	2/13	15	2/9	22	6/17	35	1/9	11	2/5	40	0/5	0
88	HENDAWY Karim	28/126	22	12/35	34	5/28	18	5/19	26	3/13	23	2/19	11	1/12	8
Totals		41/184	22	14/48	29	7/37	19	11/36	31	4/22	18	4/24	17	1/17	6

Team Shots	Goals	Saves	Missed	Post	Blocked	Total	%
6m Shots	40	10	3		3	56	71
Wing Shots	14	7	1	1		23	61
9m Shots	21	22	8	2	10	63	33
7m Shots	19	7		1	N/A	27	70
Fast Breaks	16	5	1			22	73
Breakthroughs	19	4	2	1		26	73
Totals	129	55	15	5	13	217	59

Played		
PR	SLO	26 - 27
PR	SWE	26 - 25
PR	POL	25 - 33
PR	BRA	27 - 27
PR	GER	25 - 31

Number of Attacks: 255, Scoring Efficiency: 51%



Cumulative Statistics
Estatísticas acumuladas / Statistiques cumulatives

EGY - Egypt
After 5 matches

Shots Distribution

Players

Goals / Shots

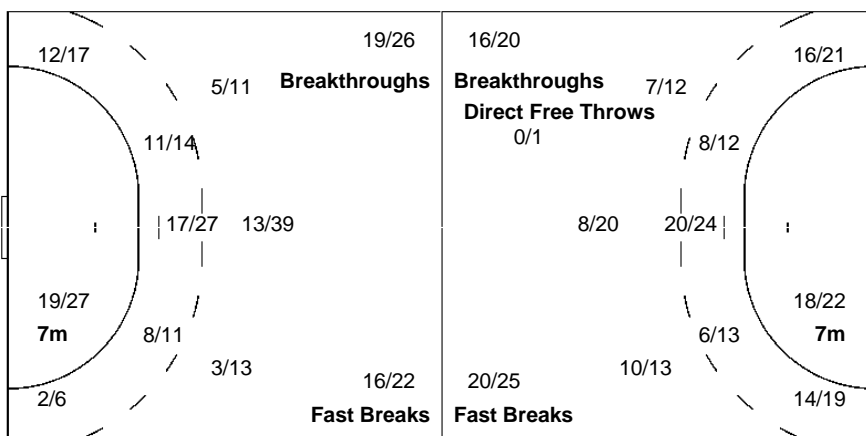
3 ABOUEBAID M			8 RAMADAN M			9 EISSA E			15 AMER M			19 ELBASSIOUNY M			20 HASHEM M			24 ELMASRY I		
2/2	0/1	1/1	1/1			1/1		2/2	2/2	1/1			0/1	1/1			1/1			0/1
1/1		1/1				2/3	0/1	1/1	0/1		1/3	1/1		3/3						
1/2		3/4	2/2	2/2		5/6	0/2	6/8		2/2	1/2	2/2		3/4			1/2			
2-Missed						1-Missed1-Post 3-Blocked						1-Blocked 1-Missed			1-Missed					

39 ELDERAA Y			66 ELAHMAR A			72 KHALIL M			88 HENDAWY K			89 SHEBIB M			90 MOHAMED A			91 SANAD M		
		1/1	3/3	3/3	1/2							4/4	3/4		1/1	0/3	1/1	2/2	3/4	0/1
2/2		3/4	2/3	0/1	3/7							1/1		1/4	3/6	0/1		2/3		
2/2		2/5	4/7	4/6	7/11							1/2		3/3	1/2	3/4	2/2	3/3	5/5	3/3
2-Missed			2-Blocked 2-Missed1-Post 3-Blocked												4-Missed1-Post 4-Blocked 2-Missed2-Post					

Team
Goals / Shots

16/16	10/17	8/11
14/21	0/3	13/23
21/28	16/21	31/44
15-Missed 5-Post 13-Blocked		

Offence



Defence

Goalkeepers
Saves / Shots

1/18	8/19	1/19
6/15	2/2	11/21
4/37	5/30	3/23

72 KHALIL M

0/9	2/4	0/3
3/7		1/2
3/15	2/10	2/8

88 HENDAWY K

1/9	6/15	1/16
3/8	2/2	10/19
1/22	3/20	1/15

Legend:	
%	Efficiency
AS	Assists
G/S	Goals/Shots
RC	Red Cards
Wing	Wing Shots
2Min	2 Minute Suspensions
BS	Blocked Shots
MP	Matches Played
S/S	Saves/Shots
YC	Yellow Cards
6m	6-metre Shots
BT	Breakthroughs
N/A	Not Applicable
ST	Steals
7m	7-metre Shots
BC	Blue Cards
No.	Uniform Number
TO	Turnovers
9m	9-metre Shots
FB	Fast Breaks
PR	Preliminary Round
TP	Time Played



Cumulative Statistics
Estadísticas acumuladas / Statistiques cumulatives

ARG - Argentina
After 5 matches

Players		MP	Shots								Offence		Defence		Punishments			TP	
No.	Name		G/S	%	6m	Wing	9m	7m	FB	BT	AS	TO	ST	BS	YC	2Min	RC		BC
1	SCHULZ Matias	5	0/1	0			0/1				1								4:10:23
2	FERNANDEZ Federico	5	23/39	59	1/2	10/18	0/2	12/16	0/1	4	2	3	1	1	2				4:21:08
3	PIZARRO Federico	5	22/44	50	3/7	2/3	9/22	0/1	5/7	3/4	4	7	2		1	3			3:41:08
4	SIMONET Sebastian	5	6/13	46	1/3	1/1	3/8			1/1	8	11	1		1	1			2:18:08
5	PORTELA Pablo	5	6/7	86	5/5		0/1		1/1	2	1	1		4	4	1			2:05:30
8	SIMONET Pablo	5	21/32	66	6/9	0/2	4/6	2/4	3/4	6/7	3	9	2						3:32:11
9	QUERIN Leonardo	5	1/5	20	1/3		0/2				2			3	3				2:00:41
10	VIEYRA Federico	5	10/30	33	2/6		7/22			1/2	4	4	1						1:48:04
12	GARCIA Fernando	5																	47:01
13	FERNANDEZ Juan Pablo	5	5/12	42	1/3	2/3	1/5			1/1	4	7				1			1:05:46
14	VIDAL Agustin	5	7/9	78	1/1	1/1	2/3			3/4	6	5			2				1:13:33
15	CAROU Gonzalo	5	3/4	75	3/4					6	3	1	6	1	1				4:12:37
18	PORTELA Adrian	5	1/3	33		1/2	0/1									2			1:05:21
25	VAISTEIN Pablo	5	5/10	50	2/2	1/4	1/2		1/1	0/1	3	5			1	2			2:38:29
Bench/Team															3				
Totals			110/209	53	26/45	18/34	27/75	14/21	10/14	15/20	44	57	11	7	15	21	1		

Goalkeepers		Total Shots		6m Shots		Wing Shots		9m Shots		7m Shots		Fast Breaks		Breakthroughs	
No.	Name	S/S	%	S/S	%	S/S	%	S/S	%	S/S	%	S/S	%	S/S	%
1	SCHULZ Matias	45/145	31	11/41	27	7/26	27	22/46	48	1/7	14	3/18	17	1/7	14
12	GARCIA Fernando	7/32	22	0/2	0	1/7	14	3/7	43	3/11	27	0/5	0	0/1	0
Totals		52/178	29	11/42	26	8/33	24	25/53	47	4/18	22	3/24	13	1/8	13

Team Shots	Goals	Saves	Missed	Post	Blocked	Total	%
6m Shots	26	10	5		4	45	58
Wing Shots	18	8	3	5		34	53
9m Shots	27	27	10	6	5	75	36
7m Shots	14	4	2	1	N/A	21	67
Fast Breaks	10	3	1			14	71
Breakthroughs	15	4	1			20	75
Totals	110	56	22	12	9	209	53

Played		
PR	DEN	19 - 25
PR	CRO	26 - 27
PR	FRA	24 - 31
PR	TUN	23 - 21
PR	QAT	18 - 22

Number of Attacks: 252, Scoring Efficiency: 44%



Cumulative Statistics

Estatísticas acumuladas / Statistiques cumulatives

ARG - Argentina After 5 matches

Shots Distribution

Players

Goals / Shots

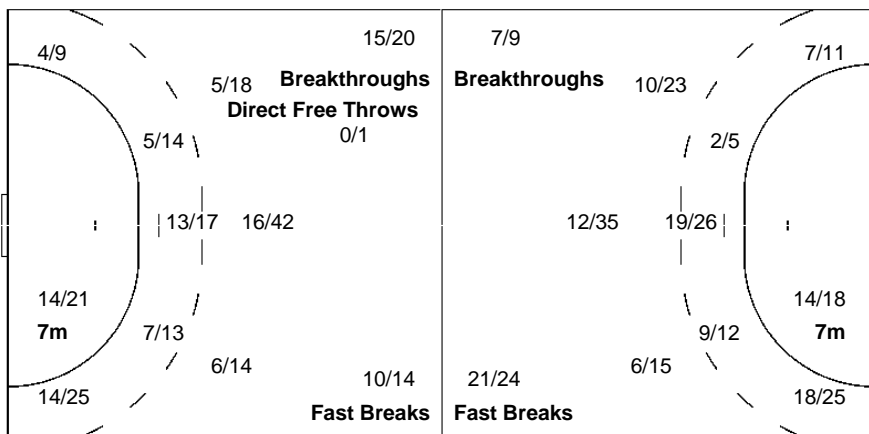
1 SCHULZ M	2 FERNANDEZ F	3 PIZARRO F	4 SIMONET S	5 PORTELA P	8 SIMONET P	9 QUERIN L
	1/1 4/6 1/2	1/3 2/2	0/1		3/5 1/3 4/5	1/1
	1/2	0/2 2/4	1/1 2/4	2/2 0/1 1/1	0/1 3/4	0/2
	7/7 4/4 5/6	12/15 0/2 5/5	1/1 0/2 2/2	2/2 1/1	5/5 1/2 4/4	
1-Missed	4-Missed 6-Post 1-Blocked 6-Missed	4-Blocked 2-Missed		2-Missed 1-Post	2-Blocked	

10 VIEYRA F	12 GARCIA F	13 FERNANDEZ JP	14 VIDAL A	15 CAROU G	18 PORTELA A	25 VAISTEIN P
2/3 1/1			2/2 1/1		0/1 1/1	0/1
2/3 1/4 1/1		1/2 0/2 1/1	1/1	1/1 1/1		1/1 0/1 1/2
0/1 1/3 2/7		1/1 1/2 1/2	1/1 1/1 1/1	1/1		1/1 1/2 1/1
3-Missed 3-Post 1-Blocked		1-Post 1-Blocked 1-Missed 1-Post	1-Missed	1-Missed	1-Missed	1-Missed

Team Goals / Shots

10/15	7/14	8/10
10/15	1/11	13/20
31/35	9/18	22/29
22-Missed 12-Post	9-Blocked	

Offence



Defence

Goalkeepers Saves / Shots

4/17	2/7	2/15
8/17	7/7	9/19
9/41	4/21	7/34

1 SCHULZ M

3/15	1/5	1/9
8/15	5/5	9/18
8/33	4/17	6/28

12 GARCIA F

1/2	1/2	1/6
0/2	2/2	0/1
1/7	0/4	1/6

Legend:		
%	Efficiency	2Min 2 Minute Suspensions
AS	Assists	BS Blocked Shots
G/S	Goals/Shots	MP Matches Played
RC	Red Cards	S/S Saves/Shots
Wing	Wing Shots	YC Yellow Cards
6m	6-metre Shots	BT Breakthroughs
7m	7-metre Shots	BC Blue Cards
9m	9-metre Shots	No. Uniform Number
		FB Fast Breaks
		PR Preliminary Round
		ST Steals
		TO Turnovers
		TP Time Played
		N/A Not Applicable



Cumulative Statistics
Estatísticas acumuladas / Statistiques cumulatives

SWE - Sweden
After 5 matches

Players		MP	Shots								Offence		Defence		Punishments			TP	
No.	Name		G/S	%	6m	Wing	9m	7m	FB	BT	AS	TO	ST	BS	YC	2Min	RC		BC
1	ANDERSSON Mattias	5								1									2:37:23
3	GOTTFRIDSSON Jim	5	10/22	45	2/4	1/1	3/12		1/2	3/3	8	16	1		1	3			2:58:27
5	ANDERSSON Kim	5	12/23	52	1/1		9/20		2/2		10	10	1		1	6			2:38:35
9	TOLLBRING Jerry	5	27/30	90		9/10	0/1	15/16	3/3			1			1				2:38:25
11	NILSSON Lukas	5	11/17	65	1/1		7/12			3/4	7	3							1:15:52
13	STENBACKEN Jonathan	5								2		1				1			57:53
18	KARLSSON Tobias	5								2		2	7	3	7				2:25:14
19	JAKOBSSON Johan	4	16/26	62	1/1	1/1	13/22			1/2	7	9		2	2	3			2:26:45
20	APPELGREN Mikael	5																	1:51:30
23	LAGERGREN Albin	1	0/1	0			0/1				2	1		1					19:09
24	PETERSEN Fredrik	5	10/15	67	2/3	5/7	0/2		3/3		3	1	1			2			2:31:28
28	STENMALM Philip	5	20/31	65	5/5		11/19			4/7	4	6	1	4	2	3			2:47:45
32	ZACHRISSON Mattias	5	14/18	78	1/1	6/9			6/7	1/1	1	5	1		1	1			4:37:37
35	NILSSON Andreas	5	6/13	46	6/13						2	5	1	1		1			1:46:52
36	NIELSEN Jesper	5	6/9	67	6/9						5	4	2	6	4	8			3:07:05
Bench/Team															4				
Totals			132/205	64	25/38	22/28	43/89	15/16	15/17	12/17	54	61	11	21	19	35			

Goalkeepers		Total Shots		6m Shots		Wing Shots		9m Shots		7m Shots		Fast Breaks		Breakthroughs	
No.	Name	S/S	%	S/S	%	S/S	%	S/S	%	S/S	%	S/S	%	S/S	%
1	ANDERSSON Mattias	27/103	26	6/23	26	6/16	38	10/32	31	2/11	18	2/12	17	1/9	11
20	APPELGREN Mikael	24/70	34	6/12	50	3/12	25	12/22	55	1/9	11	1/10	10	1/5	20
Totals		53/184	29	12/36	33	11/30	37	22/58	38	3/20	15	3/26	12	2/14	14

Team Shots	Goals	Saves	Missed	Post	Blocked	Total	%
6m Shots	25	11	1	1		38	66
Wing Shots	22	4		2		28	79
9m Shots	43	19	13	6	8	89	48
7m Shots	15			1	N/A	16	94
Fast Breaks	15	1	1			17	88
Breakthroughs	12	4	1			17	71
Totals	132	39	16	10	8	205	64

Played		
PR	GER	29 - 32
PR	EGY	25 - 26
PR	SLO	24 - 29
PR	POL	24 - 25
PR	BRA	30 - 19

Number of Attacks: 250, Scoring Efficiency: 53%



Cumulative Statistics

Estatísticas acumuladas / Statistiques cumulatives

SWE - Sweden After 5 matches

Shots Distribution

Players

Goals / Shots

1 ANDERSSON M	3 GOTTFRIDSSON J	5 ANDERSSON K	9 TOLLBRING J	11 NILSSON L	13 STENBACKEN J	18 KARLSSON T
	1/2 1/2 2/2	3/4 1/1	5/5 1/1 1/1	2/2 2/3		
	0/1 2/5	1/1 1/1 0/1	2/2 2/2	3/4		
	2/2 2/5	4/6 2/2	3/3 3/4 10/10	2/2 1/1 1/1		
	1-Missed 2-Post	2-Missed 2-Post 3-Blocked	1-Missed 1-Post	3-Missed 1-Blocked		

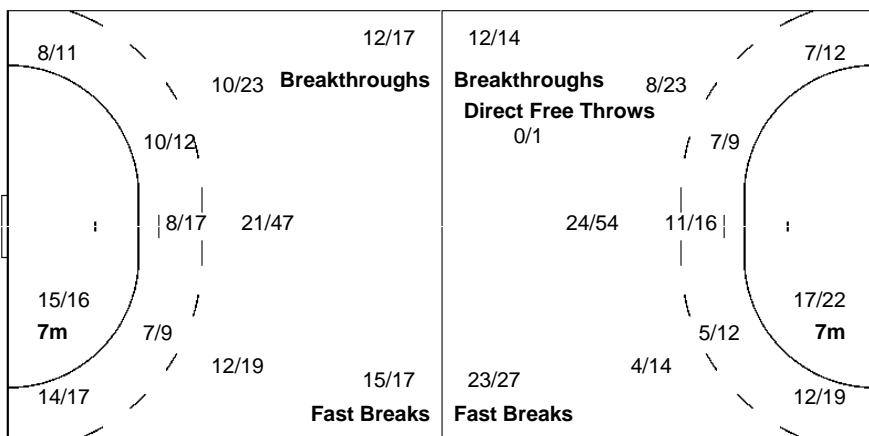
19 JAKOBSSON J	20 APPELGREN M	23 LAGERGREN A	24 PETERSEN F	28 STENMALM P	32 ZACHRISSON M	35 NILSSON A
3/4 1/1 4/8				2/3 6/6	1/1 2/2 2/2	0/1
1/2 1/2			0/2 0/1	2/3	1/1 2/3	3/6
1/1 1/1 4/4		0/1	5/5 1/1 3/3	4/4 1/1 5/6	5/5 1/1	3/4
2-Post 1-Blocked			1-Missed 1-Blocked 6-Missed	2-Blocked 1-Missed 2-Post		1-Missed 1-Post

36 NIELSEN J
1/2 1/1
1/3
2/2 1/1

Team Goals / Shots

18/23	5/7	20/25
5/9	1/1	16/30
28/30	7/9	32/37
16-Missed	10-Post	8-Blocked

Offence



Goalkeepers Saves / Shots

6/22	3/9	3/16
8/16	4/5	8/14
8/43	7/23	6/36

1 ANDERSSON M

2/12	0/4	1/11
4/9	2/2	4/7
7/31	2/8	5/19

20 APPELGREN M

4/10	3/5	2/5
4/7	2/3	3/6
1/11	4/8	1/15

Legend:		
%	Efficiency	2Min 2 Minute Suspensions
AS	Assists	BS Blocked Shots
G/S	Goals/Shots	MP Matches Played
RC	Red Cards	S/S Saves/Shots
Wing	Wing Shots	YC Yellow Cards
6m	6-metre Shots	BT Breakthroughs
7m	7-metre Shots	BC Blue Cards
9m	9-metre Shots	No. Uniform Number
		ST Steals
		TO Turnovers
		FB Fast Breaks
		PR Preliminary Round
		TP Time Played

Player #23 LAGERGREN Albin replaces #19 JAKOBSSON Johan



Cumulative Statistics
Estadísticas acumuladas / Statistiques cumulatives

TUN - Tunisia
After 5 matches

Players		MP	Shots								Offence		Defence		Punishments			TP	
No.	Name		G/S	%	6m	Wing	9m	7m	FB	BT	AS	TO	ST	BS	YC	2Min	RC		BC
1	MISSAOUI Makrem	5																	1:02:43
4	TOUMI Aymen	5	8/14	57	2/2	6/8	0/2			0/2	1	3	1		1				1:59:03
6	TEJ Issam	4	12/14	86	9/11	1/1				2/2	1	2	1			1	1		1:50:18
8	MAAREF Mohamed Jilani	5	1/4	25	1/1		0/3					2		4		3			1:09:33
9	BANNOUR Amine	5	14/38	37	3/5	1/3	9/29			1/1	3	12			1	1			2:01:37
12	MAGGAIZ Marouen	5																	3:50:31
13	BHAR Mohamed Ali	2									1								4:40
15	HAJ YOUSSEF Khaled	5	2/5	40	0/1	2/2	0/1			0/1	5	2	1		1				2:03:02
21	BOUGHANMI Oussama	5	24/35	69	5/7	7/11	0/1	5/6	6/8	1/2	2	5	9			2			4:02:13
22	SAIED Sobhi	5	5/16	31	3/6		0/6			0/1	2/3	8	12	1	1				2:01:55
23	HOSNI Oussama	5	4/8	50		1/3	0/1			1/2	2/2	3	3	2	1		4		3:26:08
27	HAMMED Aymen	5	10/21	48	3/5	1/2	6/14				5	4	1		1	2	1		2:48:54
31	CHOUIREF Marouan	5	13/19	68	11/17					2/2	1	3		1	2	1			2:34:30
39	SOUSSI Mohamed	5	11/27	41	3/7		2/14			4/4	2/2	15	9	4	1	1	5		3:38:25
42	JALLOUZ Wael	3	14/29	48	5/7		7/20				2/2	8	6			2			2:26:28
Bench/Team															2				
Totals			118/230	51	45/69	19/30	24/91	5/6	16/23	9/11	53	63	20	7	12	19	2		

Goalkeepers		Total Shots		6m Shots		Wing Shots		9m Shots		7m Shots		Fast Breaks		Breakthroughs	
No.	Name	S/S	%	S/S	%	S/S	%	S/S	%	S/S	%	S/S	%	S/S	%
1	MISSAOUI Makrem	8/49	16	2/7	29	0/5	0	3/15	20	1/2	50	2/17	12	0/3	0
12	MAGGAIZ Marouen	50/153	33	10/42	24	4/28	14	20/43	47	4/8	50	7/22	32	5/10	50
Totals		58/203	29	12/49	24	4/33	12	23/58	40	5/10	50	9/40	23	5/13	38

Team Shots	Goals	Saves	Missed	Post	Blocked	Total	%
6m Shots	45	19	1	4		69	65
Wing Shots	19	8	1	2		30	63
9m Shots	24	29	10	3	25	91	26
7m Shots	5	1			N/A	6	83
Fast Breaks	16	2	4	1		23	70
Breakthroughs	9		1	1		11	82
Totals	118	59	17	11	25	230	51

Played		
PR	FRA	23 - 25
PR	DEN	23 - 31
PR	QAT	25 - 25
PR	ARG	21 - 23
PR	CRO	26 - 41

Number of Attacks: 271, Scoring Efficiency: 44%



Cumulative Statistics

Estatísticas acumuladas / Statistiques cumulatives

TUN - Tunisia

After 5 matches

Shots Distribution

Players

Goals / Shots

1 MISSAOUI M	4 TOUMI A	6 TEJ I	8 MAAREF MJ	9 BANNOUR A	12 MAGGAIZ M	13 BHAR M
	1/1	2/2	1/1	3/3		
		2/3		1/1		
	2/2	0/1	1/1	5/6	2/2	
	1-Missed 1-Post	2-Blocked	1-Post	1-Missed	2-Blocked 3-Missed 1-Post	5-Blocked

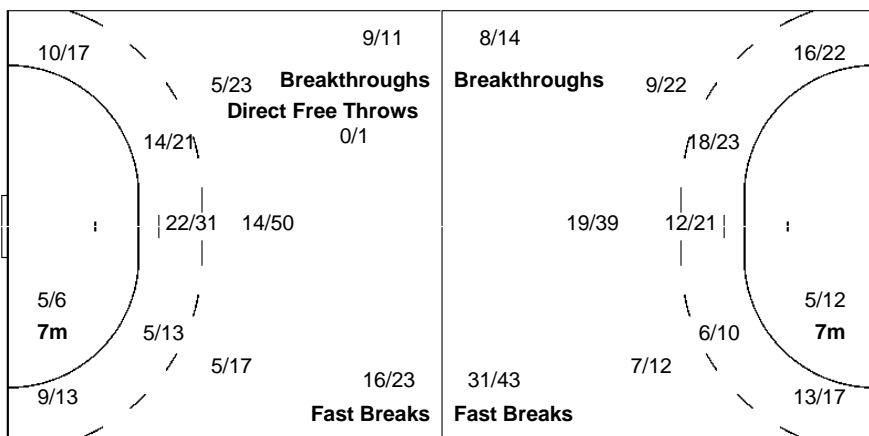
15 HAJ YOUSSEF K	21 BOUGHANMI O	22 SAIED S	23 HOSNI O	27 HAMMED A	31 CHOUIREF M	39 SOUSSI M
	2/2	1/1	3/3	1/1		
0/1	0/2	0/1	3/4	1/2	0/1	1/1
2/2	9/11	4/6	2/2	1/2	2/3	4/7
2-Missed	2-Post	1-Blocked 3-Missed	3-Blocked 2-Missed 1-Post	1-Post	4-Blocked 1-Missed 1-Post	3-Missed 2-Post

42 JALLOUZ W		
1/1	1/2	
4/5	0/1	3/4
1/4	1/2	3/3
1-Missed 1-Post	5-Blocked	

Team Goals / Shots

9/10	2/3	16/20
8/20	1/7	17/26
32/43	15/23	18/25
17-Missed	11-Post	25-Blocked

Offence



Defence

Goalkeepers Saves / Shots

8/20	2/11	2/13
12/30	2/2	11/27
9/33	6/31	6/36

1 MISSAOUI M

0/4	1/3	1/6
0/4		1/3
2/7	1/9	2/13

12 MAGGAIZ M

8/16	1/8	1/7
12/26	2/2	10/23
7/26	5/22	4/23

Legend:		
%	Efficiency	2Min 2 Minute Suspensions
AS	Assists	6m 6-metre Shots
G/S	Goals/Shots	BS Blocked Shots
RC	Red Cards	BT Breakthroughs
Wing	Wing Shots	MP Matches Played
		N/A Not Applicable
		S/S Saves/Shots
		ST Steals
		7m 7-metre Shots
		BC Blue Cards
		No. Uniform Number
		TO Turnovers
		9m 9-metre Shots
		FB Fast Breaks
		PR Preliminary Round
		TP Time Played
		YC Yellow Cards

Player #13 BHAR Mohamed Ali replaces #42 JALLOUZ Wael



Overall Team Statistics

Estatísticas gerais das equipes / Statistiques globales des équipes

As of SUN 21 AUG 2016 at 15:30

Players

Team	MP	Total Shots		6m Shots		Wing Shots		9m Shots		7m Shots		Fast Breaks		Breakthroughs		Offence		Defence		Punishments			
		G/S	%	G/S	%	G/S	%	G/S	%	G/S	%	G/S	%	G/S	%	AS	TO	ST	BS	YC	2Min	RC	BC
ARG	5	110/209	53	26/45	58	18/34	53	27/75	36	14/21	67	10/14	71	15/20	75	44	57	11	7	15	21	1	
BRA	6	168/281	60	40/60	67	23/37	62	52/120	43	18/19	95	24/30	80	11/15	73	78	69	21	7	16	25	1	
CRO	6	174/293	59	41/61	67	27/36	75	51/124	41	13/22	59	34/41	83	8/9	89	76	61	23	20	21	24	2	
DEN	8	230/369	62	45/66	68	52/75	69	77/156	49	15/17	88	28/39	72	13/16	81	96	77	20	30	23	32	2	
EGY	5	129/217	59	40/56	71	14/23	61	21/63	33	19/27	70	16/22	73	19/26	73	57	54	20	3	15	28	1	
FRA	8	241/363	66	62/78	79	37/50	74	52/118	44	27/38	71	39/49	80	24/30	80	123	72	17	18	23	22	1	
GER	8	246/361	68	53/78	68	34/49	69	70/131	53	22/26	85	45/51	88	22/26	85	112	76	18	24	26	52	2	
POL	8	222/351	63	57/83	69	22/36	61	60/128	47	23/29	79	39/45	87	21/30	70	93	102	25	19	22	35	1	
QAT	6	144/273	53	36/58	62	12/21	57	60/145	41	12/14	86	10/12	83	14/23	61	37	67	15	12	14	23		
SLO	6	167/249	67	51/73	70	30/43	70	19/46	41	29/38	76	17/22	77	21/27	78	77	64	10	16	19	51		
SWE	5	132/205	64	25/38	66	22/28	79	43/89	48	15/16	94	15/17	88	12/17	71	54	61	11	21	19	35		
TUN	5	118/230	51	45/69	65	19/30	63	24/91	26	5/6	83	16/23	70	9/11	82	53	63	20	7	12	19	2	
Totals		2081/3401	61	521/765	68	310/462	67	556/1286	43	212/273	78	293/365	80	189/250	76	900	823	211	184	225	367	13	

Goalkeepers

Team	MP	Total Shots		6m Shots		Wing Shots		9m Shots		7m Shots		Fast Breaks		Breakthroughs	
		S/S	%	S/S	%	S/S	%	S/S	%	S/S	%	S/S	%	S/S	%
ARG	5	52/178	29	11/42	26	8/33	24	25/53	47	4/18	22	3/24	13	1/8	13
BRA	6	62/246	25	14/72	19	10/32	31	28/61	46	3/25	12	2/27	7	5/29	17
CRO	6	60/224	27	13/54	24	6/25	24	34/77	44	1/23	4	3/28	11	3/17	18
DEN	8	78/289	27	16/83	19	6/35	17	41/100	41	9/24	38	4/28	14	2/19	11
EGY	5	41/184	22	14/48	29	7/37	19	11/36	31	4/22	18	4/24	17	1/17	6
FRA	8	96/305	31	13/53	25	17/55	31	61/145	42	0/18	0	2/18	11	3/16	19
GER	8	95/312	30	18/77	23	6/30	20	48/103	47	10/39	26	7/31	23	6/32	19
POL	8	95/322	30	22/73	30	8/27	30	46/123	37	4/30	13	7/34	21	8/35	23
QAT	6	69/230	30	15/58	26	15/41	37	22/59	37	5/15	33	9/39	23	3/18	17
SLO	6	53/216	25	14/50	28	11/41	27	24/68	35	1/17	6	2/29	7	1/11	9
SWE	5	53/184	29	12/36	33	11/30	37	22/58	38	3/20	15	3/26	12	2/14	14
TUN	5	58/203	29	12/49	24	4/33	12	23/58	40	5/10	50	9/40	23	5/13	38
Totals		812/2893	28	174/695	25	109/419	26	385/941	41	49/261	19	55/348	16	40/229	17

Legend:

%	Efficiency	2Min	2 Minute Suspensions	AS	Assists	BS	Blocked Shots
BC	Blue Cards	G/S	Goals/Shots	MP	Matches Played	RC	Red Cards
S/S	Saves/Shots	ST	Steals	TO	Turnovers	YC	Yellow Cards



Team Fair Play
Fair Play das equipes / Fair-play d'équipe

As of SUN 21 AUG 2016 at 15:30

Rank	Team	Points		BC	RC	2Min	YC	MP
		Avg.	Total					
1	FRA - France	9.0	72		1	22	23	8
2	QAT - Qatar	10.0	60			23	14	6
3	BRA - Brazil	11.8	71		1	25	16	6
4	TUN - Tunisia	12.0	60		2	19	12	5
5	DEN - Denmark	12.1	97		2	32	23	8
5	POL - Poland	12.1	97		1	35	22	8
7	ARG - Argentina	12.4	62		1	21	15	5
8	CRO - Croatia	13.2	79		2	24	21	6
9	EGY - Egypt	15.2	76		1	28	15	5
10	GER - Germany	17.5	140		2	52	26	8
11	SWE - Sweden	17.8	89			35	19	5
12	SLO - Slovenia	20.2	121			51	19	6

Note:
Total Points = (BC) x 10 + (RC) x 5 + (2Min) x 2 + (YC) x 1

Legend:
2Min 2 Minute Suspensions **Avg.** Average per Match **BC** Blue Card **MP** Matches Played
RC Red Cards **YC** Yellow Cards



Individual Statistics
Estatísticas individuais / Statistiques individuelles

As of SUN 21 AUG 2016 at 15:30

GOALSCORERS

Rank	Name	Team	Goals	Shots	%	7m Shots	MP
1	BIELECKI Karol	POL	55	87	63	21/27	8
2	HANSEN Mikkel	DEN	54	87	62	15/17	8
3	GENSHEIMER Uwe	GER	49	62	79	20/24	8
3	SVAN Lasse	DEN	49	70	70		8
5	REICHMANN Tobias	GER	41	50	82	2/2	8
6	CAPOTE Rafael	QAT	40	66	61		6
7	GUIGOU Michael	FRA	39	52	75	19/26	8
8	DASZEK Michal	POL	33	43	77		8
8	MARKOVIC Zarko	QAT	33	70	47	11/13	6
10	NARCISSE Daniel	FRA	32	44	73		8
10	PORTE Valentin	FRA	32	49	65	0/1	8
12	OLSEN Morten	DEN	30	50	60		8
13	STRLEK Manuel	CRO	29	39	74	2/6	6
14	JANC Blaz	SLO	28	35	80		6
15	ELAHMAR Ahmed	EGY	27	49	55	7/9	5
15	KUHN Julius	GER	27	47	57		8
15	TOLLBRING Jerry	SWE	27	30	90	15/16	5
18	DRUX Paul	GER	26	34	76		8
18	KARABATIC Nikola	FRA	26	40	65		8
18	LIJEWSKI Krzysztof	POL	26	46	57		8
21	CHIUFFA Fabio	BRA	25	33	76	12/13	6
21	MAHE Kentin	FRA	25	34	74	8/10	8
21	MORTENSEN Casper	DEN	25	38	66		8
24	BOUGHANMI Oussama	TUN	24	35	69	5/6	5
25	FERNANDEZ Federico	ARG	23	39	59	12/16	5
26	dos SANTOS Thiago	BRA	22	35	63		6
26	DUVNJAK Domagoj	CRO	22	44	50	1/1	6
26	HAFNER Kai	GER	22	39	56		8
26	PIZARRO Federico	ARG	22	44	50	0/1	5
26	WIENCEK Patrick	GER	22	28	79		8
31	ABALO Luc	FRA	21	32	66	0/1	8
31	CUPIC Ivan	CRO	21	31	68	4/6	6
31	de TOLEDO Jose Guilherme	BRA	21	43	49		6
31	LANGARO Haniel	BRA	21	40	53		6
31	SIMONET Pablo	ARG	21	32	66	2/4	5
31	STEPANCIC Luka	CRO	21	36	58		6
37	BEZJAK Marko	SLO	20	33	61	0/1	6
37	KAVTICNIK Vid	SLO	20	34	59	8/11	6
37	POZZER Alessandro	BRA	20	28	71		6
37	STENMALM Philip	SWE	20	31	65		5
37	WIEDE Fabian	GER	20	34	59		8
42	KRAJEWSKI Przemyslaw	POL	19	35	54	1/1	8
42	SORHAINDO Cedric	FRA	19	23	83		8
44	SANAD Mohammad	EGY	18	25	72	4/5	5
44	SYPRZAK Kamil	POL	18	27	67		8
46	CHRISTIANSEN Mads	DEN	17	30	57		8
46	DOLENEC Jure	SLO	17	23	74	1/2	6
46	EISSA Eslam	EGY	17	29	59	2/4	5
49	JAKOBSSON Johan	SWE	16	26	62		4
49	ZORMAN Uros	SLO	16	25	64		6
51	BANNOUR Amine	TUN	14	38	37		5
51	DIPANDA Adrien	FRA	14	24	58		8
51	JALLOUZ Wael	TUN	14	29	48		3



Individual Statistics
Estatísticas individuais / Statistiques individuelles

As of SUN 21 AUG 2016 at 15:30

GOALSCORERS

Rank	Name	Team	Goals	Shots	%	7m Shots	MP
51	KOZINA Kresimir	CRO	14	18	78		6
51	PEKELER Hendrik	GER	14	21	67		8
51	TOFT HANSEN Henrik	DEN	14	19	74		8
51	ZACHRISSON Mattias	SWE	14	18	78		5
58	ALRAYES Bassel	QAT	13	17	76		6
58	CHOUIREF Marouan	TUN	13	19	68		5
58	JACHLEWSKI Mateusz	POL	13	18	72		8
58	RAZGOR Simon	SLO	13	16	81	6/6	6
58	SHEBIB Mohamed Mamdouh	EGY	13	18	72		5
58	SOARES Andre	BRA	13	18	72		6
64	ANDERSSON Kim	SWE	12	23	52		5
64	DAMGAARD NIELSEN Michael	DEN	12	26	46		8
64	GABER Matej	SLO	12	18	67		6
64	HORVAT Zlatko	CRO	12	18	67	6/9	6
64	JURECKI Michal	POL	12	19	63		8
64	KARACIC Igor	CRO	12	16	75		6
64	KOPLJAR Marko	CRO	12	27	44		6
64	TEIXEIRA Henrique	BRA	12	17	71	6/6	6
64	TEJ Issam	TUN	12	14	86		4
64	ZARABEC Miha	SLO	12	20	60	7/8	3
74	BOMBAC Dean	SLO	11	16	69	7/10	5
74	JURKIEWICZ Mariusz	POL	11	22	50		5
74	MALLASH Kamal Aldin	QAT	11	21	52		6
74	MOHAMED Ali Zein	EGY	11	29	38	1/3	5
74	MURAD Abdulrazzaq	QAT	11	14	79		6
74	NILSSON Lukas	SWE	11	17	65		5
74	ROINE Bertrand	QAT	11	32	34		6
74	SOUSSI Mohamed	TUN	11	27	41		5
82	da SILVA Joao	BRA	10	14	71		6
82	ELBASSIOUNY Mohamed Hesham	EGY	10	13	77	2/2	5
82	ELDERAA Yehia	EGY	10	18	56	1/1	5
82	GOTTFRIDSSON Jim	SWE	10	22	45		5
82	HAMMED Aymen	TUN	10	21	48		5
82	KARABATIC Luka	FRA	10	12	83		8
82	MAMIC Marko	CRO	10	24	42		6
82	PETERSEN Fredrik	SWE	10	15	67		5
82	VIEYRA Federico	ARG	10	30	33		5
82	WEINHOLD Steffen	GER	10	19	53		6
92	ABOUEBAID Mamdouh Taha	EGY	9	14	64		5
92	CINGESAR Darko	SLO	9	15	60		6
92	GREBILLE Mathieu	FRA	9	28	32		7
92	N'GUESSAN Timothy	FRA	9	16	56		8
92	TOFT HANSEN Rene	DEN	9	10	90		8
97	BROZOVIC Ilija	CRO	8	12	67		6
97	JURECKI Bartosz	POL	8	11	73	1/1	8
97	MEMISEVIC Eldar	QAT	8	14	57		6
97	TOUMI Aymen	TUN	8	14	57		5
97	WISNIEWSKI Adam	POL	8	16	50		8
102	AMER Mohamed	EGY	7	11	64	2/3	5
102	BLAGOTINSEK Blaz	SLO	7	9	78		6
102	GIERAK Lukasz	POL	7	8	88		3
102	MEGDICH Nasreddine	QAT	7	13	54	1/1	6
102	MENSAH LARSEN Mads	DEN	7	16	44		8



Individual Statistics
Estatísticas individuais / Statistiques individuelles

As of SUN 21 AUG 2016 at 15:30

GOALSCORERS

Rank	Name	Team	Goals	Shots	%	7m Shots	MP
102	SLISKOVIC Ivan	CRO	7	19	37		6
102	SONDERGAARD Kasper	DEN	7	13	54		8
102	SZYBA Michal	POL	7	12	58		8
102	VIDAL Agustin	ARG	7	9	78		5
111	BAGARIC Marko	QAT	6	18	33		6
111	dos SANTOS GUIMARAES Oswaldo	BRA	6	14	43		6
111	GOJUN Jakov	CRO	6	8	75		6
111	NIELSEN Jesper	SWE	6	9	67		5
111	NILSSON Andreas	SWE	6	13	46		5
111	PORTELA Pablo	ARG	6	7	86		5
111	SANTOS Leonardo	BRA	6	15	40		6
111	SIMONET Sebastian	ARG	6	13	46		5
119	CANDIDO Lucas	BRA	5	9	56		6
119	FERNANDEZ Juan Pablo	ARG	5	12	42		5
119	RAMADAN Mohamed Ibrahim	EGY	5	5	100		5
119	SAIED Sobhi	TUN	5	16	31		5
119	STROBEL Martin	GER	5	9	56		8
119	VAISTEIN Pablo	ARG	5	10	50		5
125	DISSINGER Christian	GER	4	9	44		5
125	HOSNI Oussama	TUN	4	8	50		5
125	WOLFF Andreas	GER	4	4	100		8
128	CAROU Gonzalo	ARG	3	4	75		5
128	dos SANTOS Maik	BRA	3	6	50		6
128	HUBNER Diogo Kent	BRA	3	8	38		6
128	NODDESBO Jesper	DEN	3	4	75		8
128	WYSZOMIRSKI Piotr	POL	3	5	60		8
133	FABREGAS Ludovic	FRA	2	3	67		8
133	FERNANDEZ Borja	QAT	2	2	100		6
133	HAJ YOUSSEF Khaled	TUN	2	5	40		5
133	HASHEM Mohamed Alaa	EGY	2	4	50		5
133	LEMKE Finn	GER	2	5	40		8
133	MOLLGAARD JENSEN Henrik	DEN	2	5	40		8
133	OMEYER Thierry	FRA	2	4	50		8
140	ALMEIDA Cesar Augusto	BRA	1	1	100		6
140	GERARD Vincent	FRA	1	2	50		8
140	KUS Mateusz	POL	1	1	100		8
140	LANDIN JACOBSEN Niklas	DEN	1	1	100		8
140	MAAREF Mohamed Jilani	TUN	1	4	25		5
140	MABROUK Hassan	QAT	1	3	33		6
140	MIKLAVCIC David	SLO	1	1	100		1
140	PORTELA Adrian	ARG	1	3	33		5
140	POTEKO Vid	SLO	1	1	100		6
140	QUERIN Leonardo	ARG	1	5	20		5
140	SZMAL Slawomir	POL	1	1	100		8
140	ZAKKAR Ameen	QAT	1	3	33		4



Individual Statistics

Estatísticas individuais / Statistiques individuelles

As of SUN 21 AUG 2016 at 15:30

ASSISTS

Rank	Name	Team	Assists	MP
1	DUVNJAK Domagoj	CRO	26	6
2	PORTE Valentin	FRA	24	8
3	HANSEN Mikkel	DEN	23	8
4	KARABATIC Nikola	FRA	21	8
5	WIEDE Fabian	GER	17	8
5	ZORMAN Uros	SLO	17	6
7	DIPANDA Adrien	FRA	16	8
7	dos SANTOS Thiagus	BRA	16	6
7	NARCISSE Daniel	FRA	16	8
10	LIJEWSKI Krzysztof	POL	15	8
10	SOUSSI Mohamed	TUN	15	5
12	DRUX Paul	GER	14	8
13	dos SANTOS GUIMARAES Oswaldo	BRA	13	6
14	de TOLEDO Jose Guilherme	BRA	12	6
14	DOLENEC Jure	SLO	12	6
14	OLSEN Morten	DEN	12	8
14	SONDERGAARD Kasper	DEN	12	8
18	BEZJAK Marko	SLO	11	6
18	BIELECKI Karol	POL	11	8
18	CHRISTIANSEN Mads	DEN	11	8
18	JURECKI Michal	POL	11	8
22	ANDERSSON Kim	SWE	10	5
22	LEMKE Finn	GER	10	8
22	MOHAMED Ali Zein	EGY	10	5
22	SZYBA Michal	POL	10	8
26	EISSA Eslam	EGY	9	5
26	JURKIEWICZ Mariusz	POL	9	5
26	KOPLJAR Marko	CRO	9	6
26	KUHN Julius	GER	9	8
26	MORTENSEN Casper	DEN	9	8
26	PEKELER Hendrik	GER	9	8
26	SORHAINDO Cedric	FRA	9	8
26	WEINHOLD Steffen	GER	9	6
34	ABALO Luc	FRA	8	8
34	da SILVA Joao	BRA	8	6
34	ELAHMAR Ahmed	EGY	8	5
34	GOTTFRIDSSON Jim	SWE	8	5
34	JALLOUZ Wael	TUN	8	3
34	KRAJEWSKI Przemyslaw	POL	8	8
34	LANGARO Haniel	BRA	8	6
34	MALLASH Kamal Aldin	QAT	8	6
34	SAIED Sobhi	TUN	8	5
34	SIMONET Sebastian	ARG	8	5
34	ZARABEC Miha	SLO	8	3
45	CAPOTE Rafael	QAT	7	6
45	CUPIC Ivan	CRO	7	6
45	GABER Matej	SLO	7	6
45	GENSHEIMER Uwe	GER	7	8
45	JAKOBSSON Johan	SWE	7	4
45	JURECKI Bartosz	POL	7	8
45	KARABATIC Luka	FRA	7	8
45	KAVTICNIK Vid	SLO	7	6
45	MAMIC Marko	CRO	7	6



Individual Statistics
Estatísticas individuais / Statistiques individuelles

As of SUN 21 AUG 2016 at 15:30

ASSISTS

Rank	Name	Team	Assists	MP
45	MENSAH LARSEN Mads	DEN	7	8
45	NILSSON Lukas	SWE	7	5
45	SHEBIB Mohamed Mamdouh	EGY	7	5
45	STROBEL Martin	GER	7	8
58	CAROU Gonzalo	ARG	6	5
58	DISSINGER Christian	GER	6	5
58	ELBASSIOUNY Mohamed Hesham	EGY	6	5
58	ELDERAA Yehia	EGY	6	5
58	GREBILLE Mathieu	FRA	6	7
58	HAFNER Kai	GER	6	8
58	JACHLEWSKI Mateusz	POL	6	8
58	N'GUESSAN Timothy	FRA	6	8
58	SLISKOVIC Ivan	CRO	6	6
58	SYPRZAK Kamil	POL	6	8
58	TOFT HANSEN Henrik	DEN	6	8
58	VIDAL Agustin	ARG	6	5
70	HAY YOUSSEF Khaled	TUN	5	5
70	HAMMED Aymen	TUN	5	5
70	NIELSEN Jesper	SWE	5	5
70	POZZER Alexandro	BRA	5	6
70	REICHMANN Tobias	GER	5	8
70	STEPANCIC Luka	CRO	5	6
70	STRLEK Manuel	CRO	5	6
70	WIENCEK Patrick	GER	5	8
70	WOLFF Andreas	GER	5	8
79	ALRAYES Bassel	QAT	4	6
79	BLAGOTINSEK Blaz	SLO	4	6
79	DAMGAARD NIELSEN Michael	DEN	4	8
79	FERNANDEZ Federico	ARG	4	5
79	FERNANDEZ Juan Pablo	ARG	4	5
79	KARACIC Igor	CRO	4	6
79	MARKOVIC Zarko	QAT	4	6
79	PIZARRO Federico	ARG	4	5
79	RAMADAN Mohamed Ibrahim	EGY	4	5
79	ROINE Bertrand	QAT	4	6
79	STENMALM Philip	SWE	4	5
79	SVAN Lasse	DEN	4	8
79	TOFT HANSEN Rene	DEN	4	8
79	VIEYRA Federico	ARG	4	5
93	AMER Mohamed	EGY	3	5
93	BANNOUR Amine	TUN	3	5
93	BOMBAC Dean	SLO	3	5
93	DASZEK Michal	POL	3	8
93	dos SANTOS Maik	BRA	3	6
93	FABREGAS Ludovic	FRA	3	8
93	HOSNI Oussama	TUN	3	5
93	HUBNER Diogo Kent	BRA	3	6
93	JANC Blaz	SLO	3	6
93	KOZINA Kresimir	CRO	3	6
93	MEGDICH Nasreddine	QAT	3	6
93	PETERSEN Fredrik	SWE	3	5
93	SIMONET Pablo	ARG	3	5
93	VAISTEIN Pablo	ARG	3	5



Individual Statistics
Estatísticas individuais / Statistiques individuelles

As of SUN 21 AUG 2016 at 15:30

ASSISTS

Rank	Name	Team	Assists	MP
93	WISNIEWSKI Adam	POL	3	8
108	BAGARIC Marko	QAT	2	6
108	BOUGHANMI Oussama	TUN	2	5
108	CANDIDO Lucas	BRA	2	6
108	CHIUFFA Fabio	BRA	2	6
108	GREEN KREJBERG Jannick	DEN	2	8
108	GUIGOU Michael	FRA	2	8
108	HEINEVETTER Silvio	GER	2	8
108	HORVAT Zlatko	CRO	2	6
108	KARLSSON Tobias	SWE	2	5
108	KUS Mateusz	POL	2	8
108	LAGERGREN Albin	SWE	2	1
108	LANDIN JACOBSEN Niklas	DEN	2	8
108	MAHE Kentin	FRA	2	8
108	MURAD Abdulrazzaq	QAT	2	6
108	NILSSON Andreas	SWE	2	5
108	OMEYER Thierry	FRA	2	8
108	PORTELA Pablo	ARG	2	5
108	SANAD Mohammad	EGY	2	5
108	SANTOS Leonardo	BRA	2	6
108	SKOF Gorazd	SLO	2	6
108	SOARES Andre	BRA	2	6
108	STENBACKEN Jonathan	SWE	2	5
108	STEVANOVIC Ivan	CRO	2	6
108	TEIXEIRA Henrique	BRA	2	6
132	ABOUEBAID Mamdouh Taha	EGY	1	5
132	ANDERSSON Mattias	SWE	1	5
132	BHAR Mohamed Ali	TUN	1	2
132	CHOUIREF Marouan	TUN	1	5
132	CINGESAR Darko	SLO	1	6
132	GERARD Vincent	FRA	1	8
132	GIERAK Lukasz	POL	1	3
132	HASHEM Mohamed Alaa	EGY	1	5
132	HENIGMAN Nik	SLO	1	3
132	MABROUK Hassan	QAT	1	6
132	MEMISEVIC Eldar	QAT	1	6
132	MIKLAVCIC David	SLO	1	1
132	TEJ Issam	TUN	1	4
132	TOUMI Aymen	TUN	1	5
132	WYSZOMIRSKI Piotr	POL	1	8
132	ZACHRISSON Mattias	SWE	1	5
132	ZAKKAR Ameen	QAT	1	4



Individual Statistics
Estatísticas individuais / Statistiques individuelles

As of SUN 21 AUG 2016 at 15:30

GOALS AND ASSISTS

Rank	Name	Team	Goals + Assists	Goals	Assists	MP
1	HANSEN Mikkel	DEN	77	54	23	8
2	BIELECKI Karol	POL	66	55	11	8
3	GENSHEIMER Uwe	GER	56	49	7	8
3	PORTE Valentin	FRA	56	32	24	8
5	SVAN Lasse	DEN	53	49	4	8
6	DUVNJAK Domagoj	CRO	48	22	26	6
6	NARCISSE Daniel	FRA	48	32	16	8
8	CAPOTE Rafael	QAT	47	40	7	6
8	KARABATIC Nikola	FRA	47	26	21	8
10	REICHMANN Tobias	GER	46	41	5	8
11	OLSEN Morten	DEN	42	30	12	8
12	GUIGOU Michael	FRA	41	39	2	8
12	LJEWski Krzysztof	POL	41	26	15	8
14	DRUX Paul	GER	40	26	14	8
15	dos SANTOS Thiagus	BRA	38	22	16	6
16	MARKOVIC Zarko	QAT	37	33	4	6
16	WIEDE Fabian	GER	37	20	17	8
18	DASZEK Michal	POL	36	33	3	8
18	KUHN Julius	GER	36	27	9	8
20	ELAHMAR Ahmed	EGY	35	27	8	5
21	MORTENSEN Casper	DEN	34	25	9	8
21	STRLEK Manuel	CRO	34	29	5	6
23	de TOLEDO Jose Guilherme	BRA	33	21	12	6
23	ZORMAN Uros	SLO	33	16	17	6
25	BEZJAK Marko	SLO	31	20	11	6
25	JANC Blaz	SLO	31	28	3	6
27	DIPANDA Adrien	FRA	30	14	16	8
28	ABALO Luc	FRA	29	21	8	8
28	DOLENEC Jure	SLO	29	17	12	6
28	LANGARO Haniel	BRA	29	21	8	6
31	CHRISTIANSEN Mads	DEN	28	17	11	8
31	CUPIC Ivan	CRO	28	21	7	6
31	HAFNER Kai	GER	28	22	6	8
31	SORHAINDO Cedric	FRA	28	19	9	8
35	CHIUFFA Fabio	BRA	27	25	2	6
35	FERNANDEZ Federico	ARG	27	23	4	5
35	KAVTICNIK Vid	SLO	27	20	7	6
35	KRAJEWSKI Przemyslaw	POL	27	19	8	8
35	MAHE Kentin	FRA	27	25	2	8
35	TOLLBRING Jerry	SWE	27	27		5
35	WIENCEK Patrick	GER	27	22	5	8
42	BOUGHANMI Oussama	TUN	26	24	2	5
42	EISSA Eslam	EGY	26	17	9	5
42	PIZARRO Federico	ARG	26	22	4	5
42	SOUSSI Mohamed	TUN	26	11	15	5
42	STEPANCIC Luka	CRO	26	21	5	6
47	POZZER Alexandro	BRA	25	20	5	6
48	SIMONET Pablo	ARG	24	21	3	5
48	STENMALM Philip	SWE	24	20	4	5
48	SYPRZAK Kamil	POL	24	18	6	8
51	JAKOBSSON Johan	SWE	23	16	7	4
51	JURECKI Michal	POL	23	12	11	8
51	PEKELER Hendrik	GER	23	14	9	8



Individual Statistics
Estatísticas individuais / Statistiques individuelles

As of SUN 21 AUG 2016 at 15:30

GOALS AND ASSISTS

Rank	Name	Team	Goals + Assists	Goals	Assists	MP
54	ANDERSSON Kim	SWE	22	12	10	5
54	JALLOUZ Wael	TUN	22	14	8	3
56	KOPLJAR Marko	CRO	21	12	9	6
56	MOHAMED Ali Zein	EGY	21	11	10	5
58	JURKIEWICZ Mariusz	POL	20	11	9	5
58	SANAD Mohammad	EGY	20	18	2	5
58	SHEBIB Mohamed Mamdouh	EGY	20	13	7	5
58	TOFT HANSEN Henrik	DEN	20	14	6	8
58	ZARABEC Miha	SLO	20	12	8	3
63	dos SANTOS GUIMARAES Oswaldo	BRA	19	6	13	6
63	GABER Matej	SLO	19	12	7	6
63	JACHLEWSKI Mateusz	POL	19	13	6	8
63	MALLASH Kamal Aldin	QAT	19	11	8	6
63	SONDERGAARD Kasper	DEN	19	7	12	8
63	WEINHOLD Steffen	GER	19	10	9	6
69	da SILVA Joao	BRA	18	10	8	6
69	GOTTFRIDSSON Jim	SWE	18	10	8	5
69	NILSSON Lukas	SWE	18	11	7	5
72	ALRAYES Bassel	QAT	17	13	4	6
72	BANNOUR Amine	TUN	17	14	3	5
72	KARABATIC Luka	FRA	17	10	7	8
72	KOZINA Kresimir	CRO	17	14	3	6
72	MAMIC Marko	CRO	17	10	7	6
72	SZYBA Michal	POL	17	7	10	8
78	DAMGAARD NIELSEN Michael	DEN	16	12	4	8
78	ELBASSIOUNY Mohamed Hesham	EGY	16	10	6	5
78	ELDERAA Yehia	EGY	16	10	6	5
78	KARACIC Igor	CRO	16	12	4	6
82	GREBILLE Mathieu	FRA	15	9	6	7
82	HAMMED Aymen	TUN	15	10	5	5
82	JURECKI Bartosz	POL	15	8	7	8
82	N'GUESSAN Timothy	FRA	15	9	6	8
82	ROINE Bertrand	QAT	15	11	4	6
82	SOARES Andre	BRA	15	13	2	6
82	ZACHRISSON Mattias	SWE	15	14	1	5
89	BOMBAC Dean	SLO	14	11	3	5
89	CHOUIREF Marouan	TUN	14	13	1	5
89	HORVAT Zlatko	CRO	14	12	2	6
89	MENSAH LARSEN Mads	DEN	14	7	7	8
89	SIMONET Sebastian	ARG	14	6	8	5
89	TEIXEIRA Henrique	BRA	14	12	2	6
89	VIEYRA Federico	ARG	14	10	4	5
96	MURAD Abdulrazzaq	QAT	13	11	2	6
96	PETERSEN Fredrik	SWE	13	10	3	5
96	RAZGOR Simon	SLO	13	13		6
96	SAIED Sobhi	TUN	13	5	8	5
96	SLISKOVIC Ivan	CRO	13	7	6	6
96	TEJ Issam	TUN	13	12	1	4
96	TOFT HANSEN Rene	DEN	13	9	4	8
96	VIDAL Agustin	ARG	13	7	6	5
104	LEMKE Finn	GER	12	2	10	8
104	STROBEL Martin	GER	12	5	7	8
106	BLAGOTINSEK Blaz	SLO	11	7	4	6



Individual Statistics
Estatísticas individuais / Statistiques individuelles

As of SUN 21 AUG 2016 at 15:30

GOALS AND ASSISTS

Rank	Name	Team	Goals + Assists	Goals	Assists	MP
106	NIELSEN Jesper	SWE	11	6	5	5
106	WISNIEWSKI Adam	POL	11	8	3	8
109	ABOUEBAID Mamdouh Taha	EGY	10	9	1	5
109	AMER Mohamed	EGY	10	7	3	5
109	CINGESAR Darko	SLO	10	9	1	6
109	DISSINGER Christian	GER	10	4	6	5
109	MEGDICH Nasreddine	QAT	10	7	3	6
114	CAROU Gonzalo	ARG	9	3	6	5
114	FERNANDEZ Juan Pablo	ARG	9	5	4	5
114	MEMISEVIC Eldar	QAT	9	8	1	6
114	RAMADAN Mohamed Ibrahim	EGY	9	5	4	5
114	TOUMI Aymen	TUN	9	8	1	5
114	WOLFF Andreas	GER	9	4	5	8
120	BAGARIC Marko	QAT	8	6	2	6
120	BROZOVIC Ilija	CRO	8	8		6
120	GIERAK Lukasz	POL	8	7	1	3
120	NILSSON Andreas	SWE	8	6	2	5
120	PORTELA Pablo	ARG	8	6	2	5
120	SANTOS Leonardo	BRA	8	6	2	6
120	VAISTEIN Pablo	ARG	8	5	3	5
127	CANDIDO Lucas	BRA	7	5	2	6
127	HAJ YOUSSEF Khaled	TUN	7	2	5	5
127	HOSNI Oussama	TUN	7	4	3	5
130	dos SANTOS Maik	BRA	6	3	3	6
130	GOJUN Jakov	CRO	6	6		6
130	HUBNER Diogo Kent	BRA	6	3	3	6
133	FABREGAS Ludovic	FRA	5	2	3	8
134	OMEYER Thierry	FRA	4	2	2	8
134	WYSZOMIRSKI Piotr	POL	4	3	1	8
136	HASHEM Mohamed Alaa	EGY	3	2	1	5
136	KUS Mateusz	POL	3	1	2	8
136	LANDIN JACOBSEN Niklas	DEN	3	1	2	8
136	NODDESBO Jesper	DEN	3	3		8
140	FERNANDEZ Borja	QAT	2	2		6
140	GERARD Vincent	FRA	2	1	1	8
140	GREEN KREJBERG Jannick	DEN	2		2	8
140	HEINEVETTER Silvio	GER	2		2	8
140	KARLSSON Tobias	SWE	2		2	5
140	LAGERGREN Albin	SWE	2	0	2	1
140	MABROUK Hassan	QAT	2	1	1	6
140	MIKLAVCIC David	SLO	2	1	1	1
140	MOLLGAARD JENSEN Henrik	DEN	2	2		8
140	SKOF Gorazd	SLO	2		2	6
140	STENBACKEN Jonathan	SWE	2		2	5
140	STEVANOVIC Ivan	CRO	2	0	2	6
140	ZAKKAR Ameen	QAT	2	1	1	4
153	ALMEIDA Cesar Augusto	BRA	1	1		6
153	ANDERSSON Mattias	SWE	1		1	5
153	BHAR Mohamed Ali	TUN	1		1	2
153	HENIGMAN Nik	SLO	1	0	1	3
153	MAAREF Mohamed Jilani	TUN	1	1		5
153	PORTELA Adrian	ARG	1	1		5
153	POTEKO Vid	SLO	1	1		6



Individual Statistics
Estatísticas individuais / Statistiques individuelles

As of SUN 21 AUG 2016 at 15:30

GOALS AND ASSISTS

Rank	Name	Team	Goals + Assists	Goals	Assists	MP
153	QUERIN Leonardo	ARG	1	1		5
153	SZMAL Slawomir	POL	1	1		8



Individual Statistics
Estatísticas individuais / Statistiques individuelles

As of SUN 21 AUG 2016 at 15:30

STEALS

Rank	Name	Team	Total	Avg.	MP
1	BOUGHANMI Oussama	TUN	9	1.8	5
1	DUVNJAK Domagoj	CRO	9	1.5	6
3	MORTENSEN Casper	DEN	8	1.0	8
3	TOFT HANSEN Henrik	DEN	8	1.0	8
5	dos SANTOS Thiagus	BRA	7	1.2	6
6	JACHLEWSKI Mateusz	POL	6	0.8	8
6	MURAD Abdulrazzaq	QAT	6	1.0	6
8	TEIXEIRA Henrique	BRA	5	0.8	6
9	KARABATIC Nikola	FRA	4	0.5	8
9	LEMKE Finn	GER	4	0.5	8
9	PORTE Valentin	FRA	4	0.5	8
9	SOUSSI Mohamed	TUN	4	0.8	5
13	ABOUEBAID Mamdouh Taha	EGY	3	0.6	5
13	CUPIC Ivan	CRO	3	0.5	6
13	da SILVA Joao	BRA	3	0.5	6
13	DASZEK Michal	POL	3	0.4	8
13	ELAHMAR Ahmed	EGY	3	0.6	5
13	ELMASRY Ibrahim	EGY	3	0.6	5
13	FERNANDEZ Federico	ARG	3	0.6	5
13	GENSHEIMER Uwe	GER	3	0.4	8
13	GUIGOU Michael	FRA	3	0.4	8
13	PEKELER Hendrik	GER	3	0.4	8
13	SHEBIB Mohamed Mamdouh	EGY	3	0.6	5
13	WIENCEK Patrick	GER	3	0.4	8
13	WISNIEWSKI Adam	POL	3	0.4	8
26	ABALO Luc	FRA	2	0.3	8
26	BLAGOTINSEK Blaz	SLO	2	0.3	6
26	de TOLEDO Jose Guilherme	BRA	2	0.3	6
26	ELDERAA Yehia	EGY	2	0.4	5
26	GABER Matej	SLO	2	0.3	6
26	GOJUN Jakov	CRO	2	0.3	6
26	HOSNI Oussama	TUN	2	0.4	5
26	JANC Blaz	SLO	2	0.3	6
26	KARLSSON Tobias	SWE	2	0.4	5
26	KOPLJAR Marko	CRO	2	0.3	6
26	KOZINA Kresimir	CRO	2	0.3	6
26	KRAJEWSKI Przemyslaw	POL	2	0.3	8
26	KUS Mateusz	POL	2	0.3	8
26	MEMISEVIC Eldar	QAT	2	0.3	6
26	NIELSEN Jesper	SWE	2	0.4	5
26	PIZARRO Federico	ARG	2	0.4	5
26	SANAD Mohammad	EGY	2	0.4	5
26	SIMONET Pablo	ARG	2	0.4	5
26	SOARES Andre	BRA	2	0.3	6
26	SORHAINDO Cedric	FRA	2	0.3	8
26	STRLEK Manuel	CRO	2	0.3	6
26	SZMAL Slawomir	POL	2	0.3	8
26	SZYBA Michal	POL	2	0.3	8
26	WYSZOMIRSKI Piotr	POL	2	0.3	8
50	ALRAYES Bassel	QAT	1	0.2	6
50	ANDERSSON Kim	SWE	1	0.2	5
50	BAGARIC Marko	QAT	1	0.2	6
50	BOMBAC Dean	SLO	1	0.2	5



Individual Statistics
Estatísticas individuais / Statistiques individuelles

As of SUN 21 AUG 2016 at 15:30

STEALS

Rank	Name	Team	Total	Avg.	MP
50	CAPOTE Rafael	QAT	1	0.2	6
50	CAROU Gonzalo	ARG	1	0.2	5
50	CHRISTIANSEN Mads	DEN	1	0.1	8
50	CINGESAR Darko	SLO	1	0.2	6
50	DRUX Paul	GER	1	0.1	8
50	EISSA Eslam	EGY	1	0.2	5
50	ELBASSIOUNY Mohamed Hesham	EGY	1	0.2	5
50	GOTTFRIDSSON Jim	SWE	1	0.2	5
50	HAJ YOUSSEF Khaled	TUN	1	0.2	5
50	HAMMED Aymen	TUN	1	0.2	5
50	HANSEN Mikkel	DEN	1	0.1	8
50	HASHEM Mohamed Alaa	EGY	1	0.2	5
50	HORVAT Zlatko	CRO	1	0.2	6
50	HUBNER Diogo Kent	BRA	1	0.2	6
50	JURKIEWICZ Mariusz	POL	1	0.2	5
50	KARABATIC Luka	FRA	1	0.1	8
50	KARACIC Igor	CRO	1	0.2	6
50	KUHN Julius	GER	1	0.1	8
50	LANGARO Haniel	BRA	1	0.2	6
50	LIJEWSKI Krzysztof	POL	1	0.1	8
50	MABROUK Hassan	QAT	1	0.2	6
50	MALLASH Kamal Aldin	QAT	1	0.2	6
50	MAMIC Marko	CRO	1	0.2	6
50	MARKOVIC Zarko	QAT	1	0.2	6
50	MEGDICH Nasreddine	QAT	1	0.2	6
50	MENSAH LARSEN Mads	DEN	1	0.1	8
50	MIKLAVCIC David	SLO	1	1.0	1
50	MOHAMED Ali Zein	EGY	1	0.2	5
50	N'GUESSAN Timothy	FRA	1	0.1	8
50	NILSSON Andreas	SWE	1	0.2	5
50	PETERSEN Fredrik	SWE	1	0.2	5
50	PORTELA Pablo	ARG	1	0.2	5
50	RAZGOR Simon	SLO	1	0.2	6
50	REICHMANN Tobias	GER	1	0.1	8
50	SAIED Sobhi	TUN	1	0.2	5
50	SIMONET Sebastian	ARG	1	0.2	5
50	STENBACKEN Jonathan	SWE	1	0.2	5
50	STENMALM Philip	SWE	1	0.2	5
50	SYPRZAK Kamil	POL	1	0.1	8
50	TEJ Issam	TUN	1	0.3	4
50	TOFT HANSEN Rene	DEN	1	0.1	8
50	TOUMI Aymen	TUN	1	0.2	5
50	VIEYRA Federico	ARG	1	0.2	5
50	WEINHOLD Steffen	GER	1	0.2	6
50	WIEDE Fabian	GER	1	0.1	8
50	ZACHRISSON Mattias	SWE	1	0.2	5



Individual Statistics
Estatísticas individuais / Statistiques individuelles

As of SUN 21 AUG 2016 at 15:30

BLOCKED SHOTS

Rank	Name	Team	Total	Avg.	MP
1	LEMKE Finn	GER	14	1.8	8
2	TOFT HANSEN Henrik	DEN	12	1.5	8
3	TOFT HANSEN Rene	DEN	11	1.4	8
4	BLAGOTINSEK Blaz	SLO	9	1.5	6
5	JURKIEWICZ Mariusz	POL	8	1.6	5
6	CAPOTE Rafael	QAT	7	1.2	6
6	KARLSSON Tobias	SWE	7	1.4	5
8	CAROU Gonzalo	ARG	6	1.2	5
8	NIELSEN Jesper	SWE	6	1.2	5
10	GOJUN Jakov	CRO	5	0.8	6
10	KUS Mateusz	POL	5	0.6	8
12	FABREGAS Ludovic	FRA	4	0.5	8
12	KARABATIC Luka	FRA	4	0.5	8
12	KARABATIC Nikola	FRA	4	0.5	8
12	MAAREF Mohamed Jilani	TUN	4	0.8	5
12	MAMIC Marko	CRO	4	0.7	6
12	STENMALM Philip	SWE	4	0.8	5
18	dos SANTOS Thiagus	BRA	3	0.5	6
18	GABER Matej	SLO	3	0.5	6
18	JURECKI Michal	POL	3	0.4	8
18	KOPLJAR Marko	CRO	3	0.5	6
18	KUHN Julius	GER	3	0.4	8
18	PEKELER Hendrik	GER	3	0.4	8
18	SORHAINDO Cedric	FRA	3	0.4	8
25	BROZOVIC Ilija	CRO	2	0.3	6
25	DUVNJAK Domagoj	CRO	2	0.3	6
25	ELMASRY Ibrahim	EGY	2	0.4	5
25	JAKOBSSON Johan	SWE	2	0.5	4
25	KOZINA Kresimir	CRO	2	0.3	6
25	MENSAH LARSEN Mads	DEN	2	0.3	8
25	MOLLGAARD JENSEN Henrik	DEN	2	0.3	8
25	PORTE Valentin	FRA	2	0.3	8
25	ROINE Bertrand	QAT	2	0.3	6
25	SYPRZAK Kamil	POL	2	0.3	8
25	TEIXEIRA Henrique	BRA	2	0.3	6
25	WIENCEK Patrick	GER	2	0.3	8
37	ABOUEBAID Mamdouh Taha	EGY	1	0.2	5
37	ALRAYES Bassel	QAT	1	0.2	6
37	BOMBAC Dean	SLO	1	0.2	5
37	CHOUIREF Marouan	TUN	1	0.2	5
37	CHRISTIANSEN Mads	DEN	1	0.1	8
37	de TOLEDO Jose Guilherme	BRA	1	0.2	6
37	DOLENEC Jure	SLO	1	0.2	6
37	FERNANDEZ Federico	ARG	1	0.2	5
37	GUIGOU Michael	FRA	1	0.1	8
37	HANSEN Mikkel	DEN	1	0.1	8
37	HOSNI Oussama	TUN	1	0.2	5
37	KAVTICNIK Vid	SLO	1	0.2	6
37	LAGERGREN Albin	SWE	1	1.0	1
37	LIJEWSKI Krzysztof	POL	1	0.1	8
37	MABROUK Hassan	QAT	1	0.2	6
37	MURAD Abdulrazzaq	QAT	1	0.2	6
37	NILSSON Andreas	SWE	1	0.2	5



Individual Statistics
Estatísticas individuais / Statistiques individuelles

As of SUN 21 AUG 2016 at 15:30

BLOCKED SHOTS

Rank	Name	Team	Total	Avg.	MP
37	POTEKO Vid	SLO	1	0.2	6
37	SANTOS Leonardo	BRA	1	0.2	6
37	SLISKOVIC Ivan	CRO	1	0.2	6
37	SOUSSI Mohamed	TUN	1	0.2	5
37	STEPANCIC Luka	CRO	1	0.2	6
37	SVAN Lasse	DEN	1	0.1	8
37	WEINHOLD Steffen	GER	1	0.2	6
37	WIEDE Fabian	GER	1	0.1	8



Individual Statistics
Estatísticas individuais / Statistiques individuelles

As of SUN 21 AUG 2016 at 15:30

PUNISHMENTS

Rank	Name	Team	Points		BC	RC	2Min	YC	MP
			Avg.	Total					
1	CINGESAR Darko	SLO	4.0	24			11	2	6
1	NIELSEN Jesper	SWE	4.0	20			8	4	5
3	KARLSSON Tobias	SWE	3.4	17			7	3	5
3	PORTELA Pablo	ARG	3.4	17		1	4	4	5
5	GOJUN Jakov	CRO	3.2	19		1	6	2	6
5	POTEKO Vid	SLO	3.2	19			9	1	6
7	TOFT HANSEN Henrik	DEN	3.0	24			10	4	8
8	DISSINGER Christian	GER	2.8	14		1	4	1	5
8	KUS Mateusz	POL	2.8	22			8	6	8
10	ANDERSSON Kim	SWE	2.6	13			6	1	5
10	RAMADAN Mohamed Ibrahim	EGY	2.6	13		1	4		5
10	WIENCEK Patrick	GER	2.6	21			8	5	8
13	ELMASRY Ibrahim	EGY	2.4	12			4	4	5
13	PEKELER Hendrik	GER	2.4	19			8	3	8
15	GABER Matej	SLO	2.3	14			5	4	6
15	SOARES Andre	BRA	2.3	14		1	3	3	6
17	BLAGOTINSEK Blaz	SLO	2.2	13			6	1	6
17	SOUSSI Mohamed	TUN	2.2	11			5	1	5
19	de TOLEDO Jose Guilherme	BRA	2.0	12			5	2	6
19	DIPANDA Adrien	FRA	2.0	16		1	4	3	8
19	dos SANTOS Thiagus	BRA	2.0	12			5	2	6
19	DRUX Paul	GER	2.0	16			7	2	8
19	HAMMED Aymen	TUN	2.0	10		1	2	1	5
19	JAKOBSSON Johan	SWE	2.0	8			3	2	4
19	TOFT HANSEN Rene	DEN	2.0	16			6	4	8
26	GENSHEIMER Uwe	GER	1.9	15		1	5		8
26	JACHLEWSKI Mateusz	POL	1.9	15			6	3	8
28	QUERIN Leonardo	ARG	1.8	9			3	3	5
28	RAZGOR Simon	SLO	1.8	11			5	1	6
28	ROINE Bertrand	QAT	1.8	11			4	3	6
28	SLISKOVIC Ivan	CRO	1.8	11			4	3	6
28	TEJ Issam	TUN	1.8	7		1	1		4
33	KOPLJAR Marko	CRO	1.7	10			4	2	6
33	MABROUK Hassan	QAT	1.7	10			4	2	6
35	HOSNI Oussama	TUN	1.6	8			4		5
35	KARABATIC Luka	FRA	1.6	13			3	7	8
35	STENMALM Philip	SWE	1.6	8			3	2	5
38	CAPOTE Rafael	QAT	1.5	9			4	1	6
38	LEMKE Finn	GER	1.5	12			4	4	8
38	MOLLGAARD JENSEN Henrik	DEN	1.5	12		1	2	3	8
38	TEIXEIRA Henrique	BRA	1.5	9			3	3	6
42	ABOUEBAID Mamdouh Taha	EGY	1.4	7			3	1	5
42	BOMBAC Dean	SLO	1.4	7			3	1	5
42	CHRISTIANSEN Mads	DEN	1.4	11			4	3	8
42	ELDERAA Yehia	EGY	1.4	7			3	1	5
42	GOTTFRIDSSON Jim	SWE	1.4	7			3	1	5
42	JURKIEWICZ Mariusz	POL	1.4	7		1	1		5
42	MOHAMED Ali Zein	EGY	1.4	7			3	1	5
42	PIZARRO Federico	ARG	1.4	7			3	1	5
42	SHEBIB Mohamed Mamdouh	EGY	1.4	7			2	3	5
42	SVAN Lasse	DEN	1.4	11			4	3	8
52	ALRAYES Bassel	QAT	1.3	8			3	2	6
52	DUVNJAK Domagoj	CRO	1.3	8			2	4	6



Individual Statistics
Estatísticas individuais / Statistiques individuelles

As of SUN 21 AUG 2016 at 15:30

PUNISHMENTS

Rank	Name	Team	Points		BC	RC	2Min	YC	MP
			Avg.	Total					
52	GIERAK Lukasz	POL	1.3	4			2		3
52	ZARABEC Miha	SLO	1.3	4			2		3
56	BROZOVIC Ilija	CRO	1.2	7			3	1	6
56	JANC Blaz	SLO	1.2	7			3	1	6
56	KARACIC Igor	CRO	1.2	7			3	1	6
56	KAVTICNIK Vid	SLO	1.2	7			2	3	6
56	KUHN Julius	GER	1.3	10			3	4	8
56	LANGARO Haniel	BRA	1.2	7			3	1	6
56	MAAREF Mohamed Jilani	TUN	1.2	6			3		5
63	FABREGAS Ludovic	FRA	1.1	9			4	1	8
63	WISNIEWSKI Adam	POL	1.1	9			3	3	8
65	EISSA Eslam	EGY	1.0	5			2	1	5
65	FERNANDEZ Federico	ARG	1.0	5			2	1	5
65	HAFNER Kai	GER	1.0	8			4		8
65	KRAJEWSKI Przemyslaw	POL	1.0	8			3	2	8
65	MAMIC Marko	CRO	1.0	6		1		1	6
65	MEMISEVIC Eldar	QAT	1.0	6			3		6
65	SYPRZAK Kamil	POL	1.0	8			3	2	8
65	VAISTEIN Pablo	ARG	1.0	5			2	1	5
73	DAMGAARD NIELSEN Michael	DEN	0.9	7		1	1		8
73	KARABATIC Nikola	FRA	0.9	7			2	3	8
73	WIEDE Fabian	GER	0.9	7			3	1	8
76	BOUGHANMI Oussama	TUN	0.8	4			2		5
76	CHOUIREF Marouan	TUN	0.8	4			1	2	5
76	ELAHMAR Ahmed	EGY	0.8	4			2		5
76	HASHEM Mohamed Alaa	EGY	0.8	4			2		5
76	MURAD Abdulrazzaq	QAT	0.8	5			2	1	6
76	PETERSEN Fredrik	SWE	0.8	4			2		5
76	PORTELA Adrian	ARG	0.8	4			2		5
76	POZZER Alexandro	BRA	0.8	5			2	1	6
76	SANTOS Leonardo	BRA	0.8	5			2	1	6
76	STROBEL Martin	GER	0.8	6			3		8
76	VIDAL Agustin	ARG	0.8	4			2		5
87	BEZJAK Marko	SLO	0.7	4			2		6
87	DOLENEC Jure	SLO	0.7	4			2		6
87	HENIGMAN Nik	SLO	0.7	2			1		3
87	JALLOUZ Wael	TUN	0.7	2				2	3
87	MALLASH Kamal Aldin	QAT	0.7	4			1	2	6
87	WEINHOLD Steffen	GER	0.7	4			2		6
93	BANNOUR Amine	TUN	0.6	3			1	1	5
93	CAROU Gonzalo	ARG	0.6	3			1	1	5
93	GREBILLE Mathieu	FRA	0.6	4			1	2	7
93	LIJEWSKI Krzysztof	POL	0.6	5			2	1	8
93	SANAD Mohammad	EGY	0.6	3			1	1	5
93	SIMONET Sebastian	ARG	0.6	3			1	1	5
93	SORHAINDO Cedric	FRA	0.6	5			1	3	8
93	ZACHRISSON Mattias	SWE	0.6	3			1	1	5
101	BIELECKI Karol	POL	0.5	4			2		8
101	DASZEK Michal	POL	0.5	4			2		8
101	GUIGOU Michael	FRA	0.5	4			2		8
101	HANSEN Mikkel	DEN	0.5	4			1	2	8
101	MENSAH LARSEN Mads	DEN	0.5	4			1	2	8
101	OLSEN Morten	DEN	0.5	4			2		8



Individual Statistics
Estatísticas individuais / Statistiques individuelles

As of SUN 21 AUG 2016 at 15:30

PUNISHMENTS

Rank	Name	Team	Points		BC	RC	2Min	YC	MP
			Avg.	Total					
101	STEPANCIC Luka	CRO	0.5	3			1	1	6
101	STRLEK Manuel	CRO	0.5	3			1	1	6
109	AMER Mohamed	EGY	0.4	2			1		5
109	ELBASSIOUNY Mohamed Hesham	EGY	0.4	2			1		5
109	FERNANDEZ Juan Pablo	ARG	0.4	2			1		5
109	NILSSON Andreas	SWE	0.4	2			1		5
109	PORTE Valentin	FRA	0.4	3			1	1	8
109	STENBACKEN Jonathan	SWE	0.4	2			1		5
109	SZYBA Michal	POL	0.4	3			1	1	8
116	CHIUFFA Fabio	BRA	0.3	2			1		6
116	dos SANTOS GUIMARAES Oswaldo	BRA	0.3	2			1		6
116	MARKOVIC Zarko	QAT	0.3	2			1		6
116	MEGDICH Nasreddine	QAT	0.3	2			1		6
120	ABALO Luc	FRA	0.3	2			1		8
120	BAGARIC Marko	QAT	0.2	1				1	6
120	da SILVA Joao	BRA	0.2	1				1	6
120	Haj YOUSSEF Khaled	TUN	0.2	1				1	5
120	JURECKI Bartosz	POL	0.3	2			1		8
120	JURECKI Michal	POL	0.3	2			1		8
120	KOZINA Kresimir	CRO	0.2	1				1	6
120	MORTENSEN Casper	DEN	0.3	2			1		8
120	N'GUESSAN Timothy	FRA	0.3	2			1		8
120	NARCISSE Daniel	FRA	0.3	2			1		8
120	OMEYER Thierry	FRA	0.3	2			1		8
120	REICHMANN Tobias	GER	0.3	2			1		8
120	SAIED Sobhi	TUN	0.2	1				1	5
120	TOLLBRING Jerry	SWE	0.2	1				1	5
120	TOUMI Aymen	TUN	0.2	1				1	5
120	ZORMAN Uros	SLO	0.2	1				1	6

Note:
Total Points = (BC) x 10 + (RC) x 5 + (2Min) x 2 + (YC) x 1

Legend:
% Efficiency 2Min 2 Minute Suspensions Avg. Average per Match BC Blue Cards
MP Matches Played RC Red Cards YC Yellow Cards



Goalkeeper Statistics

Estatísticas dos goleiros / Statistiques de gardien de but

As of SUN 21 AUG 2016 at 15:30

SHOTS

Minimum 20% of total shots received by team

Rank	Name	Team	%	Saves	Shots	MP
1	HEINEVETTER Silvio	GER	40	26	65	8
2	SARIC Danijel	QAT	35	55	157	6
3	APPELGREN Mikael	SWE	34	24	70	5
3	OMEYER Thierry	FRA	34	75	223	8
3	WYSZOMIRSKI Piotr	POL	34	67	196	8
6	MAGGAIZ Marouen	TUN	33	50	153	5
7	SCHULZ Matias	ARG	31	45	145	5
7	STEVANOVIC Ivan	CRO	31	35	114	6
9	WOLFF Andreas	GER	30	69	228	8
10	dos SANTOS Maik	BRA	29	50	171	6
11	LANDIN JACOBSEN Niklas	DEN	28	54	193	8
12	SKOF Gorazd	SLO	27	34	125	6
13	ANDERSSON Mattias	SWE	26	27	103	5
13	GERARD Vincent	FRA	26	21	81	8
13	GREEN KREJBERG Jannick	DEN	26	23	87	8
16	PESIC Ivan	CRO	24	24	102	6
17	HENDAWY Karim	EGY	22	28	126	5
17	KHALIL Mahmoud	EGY	22	13	58	5
17	SKOK Matevz	SLO	22	10	46	4
17	SZMAL Slawomir	POL	23	27	120	8

7m PENALTY SHOTS

Minimum 20% of total shots received by team

Rank	Name	Team	%	Saves	Shots	MP
1	GREEN KREJBERG Jannick	DEN	50	5	10	8
1	MAGGAIZ Marouen	TUN	50	4	8	5
1	MISSAOUI Makrem	TUN	50	1	2	5
4	SARIC Danijel	QAT	33	3	9	6
4	STOJANOVIC Goran	QAT	33	2	6	6
6	LANDIN JACOBSEN Niklas	DEN	31	4	13	8
7	WOLFF Andreas	GER	30	9	30	8
8	GARCIA Fernando	ARG	27	3	11	5
9	SKOK Matevz	SLO	25	1	4	4
10	HENDAWY Karim	EGY	23	3	13	5
11	ANDERSSON Mattias	SWE	18	2	11	5
12	SCHULZ Matias	ARG	14	1	7	5
12	WYSZOMIRSKI Piotr	POL	14	2	14	8
14	ALMEIDA Cesar Augusto	BRA	13	1	8	6
14	dos SANTOS Maik	BRA	13	2	16	6
14	SZMAL Slawomir	POL	13	2	16	8
17	APPELGREN Mikael	SWE	11	1	9	5
17	HEINEVETTER Silvio	GER	11	1	9	8
17	KHALIL Mahmoud	EGY	11	1	9	5
20	PESIC Ivan	CRO	9	1	11	6

Legend:

% Efficiency MP Matches Played



Competition Officials

Oficiais de competição / Officiels de la compétition

As of WED 20 JUL 2016

Function	Name	NOC
International Federation Officials		
President	MOUSTAFA Hassan	EGY – Egypt
First Vice-President & Technical Delegate	ROCA MAS Miguel	ESP – Spain
Competition Director & Technical Delegate	STRUB Patric	GER – Germany
Managing Director	KHALIFA Amal	EGY – Egypt
IHF Staff	STERLY Marisa SCHNELLER Kathrin BOSKOSKI Hristo	GER – Germany AUT – Austria MKD – Former Yugoslav Rep. Macedonia
Photographer	PILLAUD Stephane	FRA – France
Editor	GAHAN Courtney	AUS – Australia
Head of IHF Anti-Doping Unit	ABDELRAHMAN Hosny	EGY – Egypt
IHF Caretaker Chairman Commission of Organizing and Competitions	BERTELSEN Per	DEN – Denmark
IHF Caretaker Chairman Commission of Coaching and Methods	SPÄTE Dietrich	GER – Germany
IHF Chairman Arbitration Tribunal	RADOJICIC Zoran	MNE – Montenegro



Competition Officials

Oficiais de competição / Officiels de la compétition

As of WED 20 JUL 2016

Function	Name	NOC
Referee Couples	MENEZES Jesus Nilson Aires PINTO Rogerio Aparecido	BRA – Brazil BRA – Brazil
	DIABATE Mamoudou COULIBALY Yalatima Nanga	CIV – Côte d'Ivoire CIV – Côte d'Ivoire
	NOVOTNY Jiri HORACEK Vaclav	CZE – Czech Republic CZE – Czech Republic
	HANSEN Mads GJEDING Martin	DEN – Denmark DEN – Denmark
	RASHED Mohamed ELSAYED Tamer	EGY – Egypt EGY – Egypt
	SABROSO Angel Luis RALUY Oscar	ESP – Spain ESP – Spain
	BONAVENTURA Charlotte BONAVENTURA Julie	FRA – France FRA – France
	GEIPEL Lars HELBIG Marcus	GER – Germany GER – Germany
	MOUSAVIANNAZHAD Alireza KOLAHDOUZAN Majid	IRI – Iran IRI – Iran
	PALSSON Anton Gylfi ELIASSON Jonas	ISL – Iceland ISL – Iceland
	KOO Bonok LEE Seok	KOR – Korea KOR – Korea
	NACHEVSKI Gjorgji NIKOLOV Slave	MKD – Former Yugoslav Rep. Macedonia MKD – Former Yugoslav Rep. Macedonia
	ROEN Guro ARNTSEN Kjersti	NOR – Norway NOR – Norway
	SANTOS Duarte FONSECA Ricardo	POR – Portugal POR – Portugal
	BEREZKINA Tatyana ALPAIDZE Viktoria	RUS – Russian Federation RUS – Russian Federation
	LAH Bojan SOK David	SLO – Slovenia SLO – Slovenia



Competition Officials

Oficiais de competição / Officiels de la compétition

As of WED 20 JUL 2016

Function	Name	NOC
Delegates	ADJEMIAN Teodoro Esteban	ARG – Argentina
	REISINGER Gerhard	AUT – Austria
	AREMOU Mansourou	BEN – Benin
	SEDREZ Salvio	BRA – Brazil
	FADIGA Namama	CIV – Côte d'Ivoire
	TABORSKY Frantisek	CZE – Czech Republic
	JENSEN Bjarne Munk	DEN – Denmark
	ELSHAL Mahmoud	EGY – Egypt
	GALLEGO Ramon	ESP – Spain
	HUELIN José Antonio	ESP – Spain
	MITRUNEN Päivi	FIN – Finland
	BRIHAULT Jean	FRA – France
	DELPLANQUE Joel	FRA – France
	LANDURE Paul	FRA – France
	SICHELSCHMIDT Peter	GER – Germany
	BRANDI Marco Tosi	ITA – Italy
	CHUNG Hyung Kyun	KOR – Korea
	THEYAB Bader Al	KUW – Kuwait
	NACHEVSKI Dragan	MKD – Former Yugoslav Rep. Macedonia
	PAVICEVIC Predrag	MNE – Montenegro
	ALSEMGEEST Monique	NED – Netherlands
	OIE Svein Olav	NOR – Norway
	GORALCZYK Marek	POL – Poland
	VARTANYAN Stella	RUS – Russian Federation
	PETRONIJEVIC Milan	SRB – Serbia
	STASOVA Janka	SVK – Slovakia
	HAGEN Monika	SWE – Sweden
	AL-MARZOOQI Omar	UAE – United Arab Emirates

This results book has been created after the Handball competition and will not be updated after the Rio 2016 Olympic Games.

This material shall not be duplicated by any means, except with prior and express consent (in writing) from the Rio 2016 Organising Committee for the Olympic and Paralympic Games. Authorisations for copy should be submitted by email to brandprotection@rio2016.com