

Army Hockey Sits on Verge of Another Milestone

One of the oldest and most respected college hockey programs in the nation, Army's Black Knights embark on their 102nd season of intercollegiate ice hockey this winter with a very significant milestone motivating the current generation.

The Black Knights enter the 2004-05 campaign with 988 victories under their belts. With the program's 12th win this winter, Army will become the 11th NCAA school to amass 1,000 career victories in its history.

From a frozen patch of raw ice on "The Plain" to venerable and perpetually frigid Smith Rink to the cozy confines of present day Tate Rink, Army has certainly carved its own niche in college hockey since the program's inception in 1904.

Army has compiled a .541 winning percentage in its first 101 years of hockey. The Black Knights, along with Princeton University, are the second oldest programs in existence behind Harvard, which has been around for 104 years.

On Feb. 13, 1998, Army became just the 11th program in history to reach 900 wins. It's 6-5 upset of Northeastern was the magical victory that moved the Black Knights into that elite company. Seven years later, Army is on the verge of joining yet another illustrious group.

Army has produced three players and one coach that have gone on to represent the United States in Olympic and other international competitions, and more recently, boasts of an individual making a name for himself in the National Hockey League.

HOW IT ALL BEGAN

The first chapter of Army hockey was written in the first decade of the 20th century. Under the direction of coaches Capt. Edward King and Capt. Robert Foy, the program enjoyed imme-

diated success in its early days, winning 17 of its first 19 games and outscoring its foes 85-20. Eight of the first 17 victories came via shutout.

King guided the Black Knights to a sturdy 5-1 record in that inaugural season of 1904, including a four-game win streak to close out the year. Army posted seven or more goals in four of their six outings that season.

Under Foy's direction in 1905, Army's win streak reached seven straight as the squad opened 3-0. A loss to St. Paul's School brought that run to an end. However, Foy's icemen followed that setback with four more victories.

Those early games were held during the winter on "The Plain" in an area flooded with water in late fall so a rink could form by mid-winter.

Open-air rinks would serve as the team's home until construction of Smith Rink was finally complete in 1931. The first-ever matchup between Army and the Royal Military College of Canada, West Point's counterpart north of the border, was held on the Academy's open-air patch of ice in 1923.

One year later, the Black Knights of the Hudson would continue their blossoming series with RMC by taking a historic trip to Kingston, Ontario. That road trip was Army's first in its hockey history, spanning 138 games and 20-plus seasons.

In addition to King and Foy, the hockey program's early history is replete with the efforts of others, like Talbot Hunter, who helped General Douglas MacArthur coordinate plans in 1922 and 1923 for the Army-RMC series; Ray Marchand, a Canadian native who helped the Black Knights finally beat RMC some 16 games into the series and was behind the Army



Larry Palmer was a reserve on the 1960 Olympic Gold Medal team coached by Army's Jack Riley.

bench for 20 seasons; and Dave Merhar who authored one of only two 100-point seasons in Academy history.

Throughout its history, the West Point hockey program has built a strong reputation as a highly competitive opponent relying on hard-nosed, fundamental hockey. However, the successes of Army hockey has not been limited to the ice at West Point as many within the Army "family" have carried the Academy's Black, Gold and Gray colors on to greater glory.

Long-time head coach Jack Riley is perhaps the greatest example of such accomplishments. He guided the Black Knights to 542 victories during a 36-year coaching career that spanned four decades. When he retired, his 542 career wins trailed only the legendary John MacInnes, who amassed 555 wins at Michigan Tech. Today, his wins total still sits in the Top 10 all-time.

In 1949, the Academy elevated hockey to major sport status, helping turn the program into one of the Academy's most successful. But it was not until the arrival of the fiery Irishmen with the surname of Riley that Army's ice fortunes soared.

BEGINNING OF THE RILEY ERA

It is doubtful that any family can claim to have had the impact on a college athletics program that the Riley family has had at West Point for the last 55 years. From Jack Riley to his sons Rob and Brian Riley, Army hockey has literally been defined by the family's collaborative efforts for more than five decades.

Hired in 1951 by legendary football coach Earl "Red" Blaik, who was also Army's ath-



Black Knights Close in on Century Mark in Wins

ARMY BLACK KNIGHTS

letic director, Riley assumed command of the Army program and turned it into a powerhouse squad featuring rugged, physical defensemen and explosive forwards.

Riley boasted a wealth of hockey experience, having captained Dartmouth's hockey team in 1947. Riley was a member of the United States Olympic Team that participated in the 1948 Games in St. Moritz, Switzerland.

He served as player-coach of the 1949 U.S. national team that played in the World Championships in Stockholm, Sweden. Riley scored both goals as the U.S. dealt eventual champ Czechoslovakia a 2-0 loss, its lone defeat of the tournament.

While at Army, Riley garnered NCAA "Coach of the Year" honors in 1957 and 1960. Following his selection in 1960, he was tabbed as head coach of the United States Olympic Team for the 1960 Games at Squaw Valley, Calif. That team became the first American squad ever to beat the mighty Russian dynasty en route to the United States' first-ever gold medal in hockey.

Army goalie Larry Palmer was a reserve on that team and remains the only Army icer to participate in the Olympics. Palmer's trip to Squaw Valley came after a splendid career in which he won 37 games and amassed 1,576 saves, both Academy career records when he departed.

Ed Crowley (USMA '46) served as an alternate for the 1948 Olympic team, but did not dress for the games.

The Black Knights have had other players compete internationally, most notably Paul DeGironimo, who performed for the 1988 U.S. Olympic Team on its pre-Olympic tour.

The Academy bestowed upon Riley yet another prestigious honor, electing the legendary hockey mentor into the Hall of Army Sports Hall of Fame as a member of its inaugural Class of 2004.

Throughout his tenure at West Point, Riley continuously carved successful teams from the players he could glean from the Corps of Cadets. Among the finest hockey defensemen ever to pass through Riley's program was Pete Dawkins, who won college football's Heisman Trophy in 1958 and was First Captain of the Corps of Cadets. Dawkins graduated with 95 career points, a record for defensemen that has since been broken.

After struggling through two dismal seasons at the opening of his tenure, Riley reversed the Army hockey slide by forging an 8-8 record in 1952-53 and a 10-7 showing in 1953-54. Including those initial two campaigns, Riley teams would post winning seasons in 29 of his 36 years behind the bench.

FROM FATHER TO SON

As expected, there were many changes in the program's structure during Riley's tenure. Army bounced from Division I to Division II and back again during the 1970s. The Black Knights entered into conference play in the 1980s, and moved into a brand new home in the fall of 1985.

A move to the highly competitive Eastern College Athletic Conference in 1985-86 coincided with the arrival of Jack's son, Rob, to West Point. However, after five hard-fought campaigns in the ECAC, Army returned to its independent status in 1991-92 and flourished once again.

Under Rob's tutelage, the Black Knights posted back-to-back 20-win seasons as an independent, including a 24-9-1 ledger in 1995-96. However, five years ago, Army again joined the conference ranks, affiliating itself with College Hockey America. The Black Knights would only spend one season in the CHA. For in 2000-01, a move to the MAAC was made. That residence was short-lived as Army and eight other MAAC schools broke away from the predominantly basketball conference two years ago to form their own "hockey-only" conference. The Atlantic Hockey Association was born last July and enters its second winter campaign this season.

Rob has carried on the family tradition, picking up the torch where his father left off and emerging from his long shadow while leaving his own indelible mark on the West Point hockey program. The boy who grew up watching his father guide the Army hockey fortunes won his 300th career game on Jan. 3, 2004. Together, the Riley's are the all-time winningest father-son tandem, racking up 848 career wins.

WHO'S WHO IN ARMY HOCKEY

Though the Riley name may be synonymous with Army hockey, a myriad of players have left their mark along the banks of the Hudson. Each has helped weave the fabric of a program long recognized for its place among the best in college hockey.

Such standouts include: LeRoy Bartlett, the captain of Army's first two teams who would return to coach in 1911 and 1912; Frederic and Joseph Tate, two brothers who died during World War II and for whom Tate Rink is named; and Henry "Hal" Beukema, team captain of the 1944 team who died during a training mission near Langley Air Force

Base in 1954. The team's "Most Valuable Player" award bears his name.

There have been others as well, including defenseman Ed Hickey; forwards Dave Merhar, Dave Rost, Tom Rost, George Clark, Andy Lundbohm and Dan Hinote; and goalies Ron Chisholm, Dan Scioletti, Neil Mieras and Daryl Chamberlain.


Merhar and Clark led the nation in scoring as seniors. Merhar posted Academy records with 107 points and 57 goals. Clark, meanwhile, amassed 83 points in 1974-75 while posting 47 goals in his junior and senior campaigns.

Lundbohm, a 1999 graduate and two-time Beukema Award winner, is the latest Army player to join the professional hockey ranks. A free-agent signee out of college by the San Jose Sharks, Lundbohm spent two seasons in the American Hockey League with the Sharks' top farm club.

Hinote, a former linemate of Lundbohm's in 1995-96, was selected in the seventh round of the 1996 NHL entry draft by the Colorado Avalanche. The Minnesota native played a large role in the Avs' victory over the New Jersey Devils in the Stanley Cup Finals in 2001. He completed his fifth season in the NHL last spring, helping Colorado to a second-place finish in the Northwest Division and the fourth best record in the Western Conference.

Today, names like Roberts, Garceau, Beamer and Cahill spell the future of the Black Knights, while another Riley offspring, Brian, embarks on the first leg of his college hockey coaching career. The fourth child of Jack and Maureen Riley takes the reins of the Army hockey legacy in 2004-05.

Dan Hinote
Colorado Avalanche



The First 101 Years

1904 — Army fields its first hockey squad led by Capt. Edward King. The Black Knights of the Hudson are victorious in their very first contest, defeating Newburgh Academy, 7-1. Army outscored its opponents 39-9 enroute to a 5-1 record that winter.

1906 — Army hosts Rensselaer Polytechnic Institute (RPI), defeating their visitors from Troy, N.Y., 3-2. The in-state rivalry between the two engineering schools remains the oldest on the books at West Point.

1918 — Capt. Joseph Viner, who served as team captain his senior year at the Academy, returns to head up the program for one season. He finishes 6-3 in his only campaign behind the bench. He is one of three former team captains who returned to West Point to serve as head coach.

1921 — Talbot Hunter is hired as head coach of the Black Knights hockey program. He becomes the first civilian to hold that title in the 18-year history of the program. Hunter also serves as the lacrosse team's head coach from 1921-23.

1923 — On Feb. 23, Army hosts the Royal Military College of Canada. It is the first meeting in a series that is the most-played rivalry at the Academy to this day. The idea of a matchup between the Canadian and American service academies was crafted by then Brig. Gen. Douglas MacArthur and RMC's commandant, Maj. Gen. Sir Archibald MacDonnell. The Paladins defeat Army, 3-0.

1924 — Ray Marchand succeeds Talbot Hunter as head coach. He will hold that post for the next 20 years – the second longest tenure of any Army hockey coach before or since. Marchand leads his charges north of the border for the first time ever, as the Black Knights travel to Kingston, Ontario, to face RMC for their first road game in the program's history – a span that covers 138 games. The Paladins down the Cadets, 10-5.

1927 — Maurice F. Daly becomes the first hockey player to win the Army Athletic Association's "Athlete of the Year" award, given annually to the most outstanding athlete in the senior class.

1931 — Army hockey moves indoors with the completion of Smith Rink – where present day Herbert Hall stands. The Black Knights played their first 27 season outside on "The Plain" adjacent to Arvin Gym.

1935 — Army earns a 4-4 tie against RMC in Kingston, Ontario, that ends an 11-game losing streak to the Black Knights' northern neighbors.

1939 — Army defeats RMC, 3-2, in Kingston, Ontario. It marks the first-ever victory for the Black Knights in the series that began in 1923, while ending a 15-game unbeaten streak against their Canadian counterparts.

1941 — Army travels to Cambridge, Mass., for a road contest against the Crimson. It is the first road trip for the Black Knights to a school other than RMC. Army falls to Harvard, 5-2.

1949 — The Army Athletic Association upgrades the hockey program to major sport status.

1951 — Legendary football coach and Athletic Director, Earl "Red" Blaik hires Jack Riley to take over the Army hockey program. What started out as a one-year agreement, turns into a 36-year attachment between Riley and West Point.

1956-57 — Head coach Jack Riley wins the Spencer Penrose Award as college hockey's "Coach of the Year." Army finishes 14-4. Forward Jim O'Connor becomes the first Army hockey player to eclipse 100 points in a career. He finishes his four-year stay at West Point with a record 105 points (45G, 60A).

1958-59 — Army goalie Larry Palmer records a school record 63 saves in a 3-2 loss at Northeastern. Defenseman Pete Dawkins is awarded the Army Athletic Association's "Athlete of the Year" award. College football's Heisman Trophy winner, Dawkins was the First Captain of the Corps of Cadets, while amassing 95 points in his hockey career from his position on the blue line.

1959-60 — Head coach Jack Riley wins his second Coach of the Year certificate after leading the Black Knights to a 16-5-1 record. Riley also guides the U.S. Olympic Team to a perfect 9-0 record and its first-ever Gold Medal at the winter games.

1924

Army played its home games outdoors until Smith Rink was built in 1933. The Black Knights posted an 87-89-13 mark outside in the elements from 1904-32.



1939

Army earns its first win over Canadian rival Royal Military College, 3-2, ending a 15-game unbeaten streak to the Paladins. Canadian native Ray Marchand guides the Black Knights to the historic win.



Army goaltender Larry Palmer records a school record 63 saves in a loss at Northeastern. His outstanding performance is still the school record 45 years later.

1958-59

The First 101 Years

1961-62 — Army makes its first-ever postseason appearance with a 2-1 overtime loss to Harvard in the first round of the Eastern College Athletic Conference Tournament. It is the first of three straight postseason bids the Black Knights receive.

1963-64 — Army holds 16 opponents to one goal or fewer en route to its first-ever 20-win season. Goalie Neil Mieras records five shut-outs and finishes with a 2.28 goals-against average and a .901 save percentage.

1968-69 — Army opens up the season with a 7-3 victory over American International College. It is the program's 500th career win. Senior forward Dave Merhar finishes the campaign with 107 points (57G, 50A), becoming the first Black Knight player to surpass 100 points in a single season. His 57 goals and 15-game goal-scoring streak are two records that still stand at the Academy to this day. Merhar had a point in all 28 contests and six times scored more than six points in a game. His nine hat tricks set a record that was later tied by Dave Rost during the 1976-77 campaign, but has never been surpassed. Army defeats Air Force twice in St. Petersburg, Fla., in the first-ever meeting between the two service academy rivals.

1973-74 — Army finishes 20-7-1, as it begins an 11-year stint at the Division II level. The Black Knights returned to postseason play for the first time in 10 years, dropping their first round ECAC playoff game to Vermont. George Clark sets a school record by tallying nine times in a game against New Haven. Clark is named All-East for his team-leading 78-point effort on

the year. He will repeat the honor again in 1975. Dave Rost sets a rookie scoring record with 67 points.

1976-77 — Forward Dave Rost sets a new school record by scoring 108 points in a single season, while leading the Black Knights to a 22-6-1 record and their first-ever postseason victory. Rost finishes his career with an NCAA record 330 career points. He becomes Army's first All-America selection at the end of the season.

1978-79 — Freshman Glen Giovanucci sets a rookie goal-scoring record, lighting the lamp 30 times.

1983-84 — Army wins a school record 28 games in finishing the season 28-5-1. The Black Knights also win a school record 22 contests at home in old Smith Rink. Head coach Jack Riley wins his 500th game, a 9-5 decision over Buffalo.

1985-86 — Head coach Jack Riley steps down at the end of the season after 542 career victories behind the Black Knights' bench. He retires from coaching in second place on the NCAA's all-time wins list. Riley's son and assistant coach, Rob Riley, succeeds his father behind the bench starting in 1986-87. Army also opens brand new Tate Rink located in the Holleder Center after playing in Smith Rink for the past 55 years.

1995-96 — Army finishes 24-9-1, posting its second consecutive 20-win campaign since the early 1980s. Freshman forward Dan Hinote becomes the first Army hockey player drafted in the NHL Entry Draft when he is selected in the seventh round by the Colorado Avalanche.

1999-2000 — After close to a decade as an independent, Army joins College Hockey America. They will spend just one season in the newly formed conference before jumping to the Metro Atlantic Athletic Conference in 2000-01. Head coach Rob Riley wins his 200th game at Army with a 5-1 victory over St. Michael's and follows up with his 250th career win over Sacred Heart three days later.

2001-02 — Army plays in a record 11 overtime games. Goalies Scott Hamilton and John Yaros set a record for combined saves in a single season with 1,057. Their team save percentage of .904 is the highest in 36 years. Yaros sets freshman goaltending records with a .912 save percentage and a 2.86 goals-against average.

2002-03 — Army enters into its third conference affiliation in five years when the Black Knights and eight other former members of the MAAC realign to form Atlantic Hockey.

2003-04 — Army head coach Rob Riley wins his 300th career game with a win over St. Clair College on Jan. 3, 2004. Riley retires in July 2004, turning over the reins of the hockey program to brother, Brian.

1984

Rob Brenner scores 11 goals and adds 13 assists as a freshman on an Army team that finishes with a single-season record 28 wins, including a perfect 22-0 mark at home.



1996

Army freshman Dan Hinote becomes the first Black Knight drafted in the NHL Entry Draft when the Colorado Avalanche select him in the seventh round.



Army head coach Rob Riley picks up win No. 300 in his career with a 3-1 victory over visiting St. Clair College at Tate Rink. He finishes his collegiate coaching career with 306 career wins and 257 at Army, second only to his father, Jack.

2003-04

Two Years for the Record Books The Making of a 100-Point Campaign



During an era when hockey greatness was judged by 50 goals in 50 games, Army hockey established its own measuring stick when Dave Merhar scored 57 goals in 28 games and finished the season with 107 points.

Eight years later, another Dave came along and surpassed Merhar's seemingly unbreakable record by one point.

Considered two of the finest hockey players ever to pass through the Academy's iron gates, Dave Rost (above with former hockey head coach Jack Riley) and Merhar are the only cadets to top the 100-point plateau in a single season.

Merhar was the first to do it, with a magical 57-goal, 50-assist campaign in just 28 games in 1968-69. Rost one-upped Merhar's mark with a 108-point season (43G, 65A) that has stood as the Army record for the past 24 years.

Prior to Merhar's 107-point season, the previous school record had belonged to Mike Thompson, who totaled 66 points in 1963-64. Surrounded by a solid supporting cast that included classmates Tony Curran and John Ahlbrecht, Merhar led the Black Knights to just their second 20-win season in 1968-69.

Merhar had a point in all 28 contests and was only held scoreless on three occasions. He finished with six points or more six different times during the season. He scored a season-high five goals at the University of Pennsylvania in a 9-6 win.

Merhar also set a number of school records, two of which still stand today. He strung together a streak of 15 consecutive games in which he scored a goal, stretching from Jan. 11 (vs. St. Nick's) to Feb. 24 (vs. UConn). Army was 11-4 during that string. Merhar also turned in nine hat tricks during the season, a record that was tied by Rost during his record-setting campaign but never surpassed.

The 1976-77 season was also a terrific one for Army. Led by Rost's record-setting production, the Black Knights went 22-6-1 and outscored their opponents by a two-to-one margin, 202-101. Tom Rost, Dave's brother, and John Harrison gave the Black Knights more than just one weapon in Army's arsenal. With 78 and 74 points, respectively, Tom Rost and Harrison authored two of the top 20 single season scoring efforts in Academy annals. In addition, Tom Rost posted 97 points (40G, 57 A) in 1979-80, good for third highest in Academy his-

Dave Rost and Dave Merhar are the only two Black Knights to score 100 points in a single season

Merhar's 1968-69 Breakdown

Opponent	G	A	Pts.	Result
American Int'l	3	2	5	7-3 W
Middlebury	4	1	5	9-6 W
Princeton	1	1	2	3-1 W
Norwich	1	3	4	5-2 W
Rensselaer	1	1	2	2-5 L
Waterloo	0	1	1	2-9 L
Ohio	3	3	6	9-4 W
at Dartmouth	0	1	1	(OT) 7-7 T
St. Nick's	2	0	2	5-3 W
Bishop's Univ.	4	2	6	10-1 W
at Pennsylvania	5	1	6	9-6 W
Northeastern	1	1	2	5-1 W
at Providence	1	0	1	1-5 L
at Brown	2	2	4	4-6 L
Massachusetts	2	2	4	5-1 W
Bowdoin	2	3	5	7-3 W
at Yale	2	1	3	3-1 W
at Hamilton	4	2	6	(OT) 8-7 W
at Colgate	1	0	1	3-4 L
Vermont	1	2	3	(OT) 3-2 W
at Williams	4	3	7	11-2 W
at Boston College	2	0	2	3-5 L
Connecticut	1	6	7	10-2 W
New Hampshire	0	4	4	5-7 L
Merrimack	2	0	2	6-5 W
Royal Military College	3	2	5	5-2 W
Air Force	3	4	7	12-4 W
Air Force	2	2	4	8-0 W
Totals	57	50	107	20-7-1

Rost's 1976-77 Breakdown

Opponent	G	A	Pts.	Result
Norwich	1	2	3	5-4 W
Framingham State	3	3	6	11-5 W
SUNY Plattsburgh	3	4	7	11-1 W
New England College	3	0	3	7-2 W
Bridgewater State	0	6	6	10-4 W
at Massachusetts	1	3	4	7-2 W
at Holy Cross	2	2	4	6-5 W
Wesleyan	3	2	5	6-1 W
Bryant	3	6	9	11-2 W
St. Nick's	2	2	4	14-3 W
Elmira	3	3	6	10-4 W
SUNY Oswego	0	3	3	4-2 W
North Adams State	1	2	3	6-4 W
at Air Force	1	1	2	3-6 L
at Air Force	0	1	1	2-6 L
New Haven	2	2	4	9-0 W
at Coll. Militaire Royal	2	4	6	10-2 W
at Coll. Militaire Royal	1	3	4	15-2 W
Princeton	4	2	6	6-2 W
at Salem State	0	1	1	4-3 W
at St. Anselm	0	2	2	4-7 L
Connecticut	1	0	1	5-2 W
Boston College	0	1	1	2-4 L
at UMass-Lowell	1	1	2	3-5 L
Babson	0	2	2	5-0 W
Merrimack	0	1	1	(OT) 4-4 T
American Int'l	3	1	4	(OT) 7-6 W
Union	0	4	4	4-11 L
Royal Military College	3	1	4	11-2 W
Totals	43	65	108	22-6-1


tory. That is the closest anybody has come to the century mark at Army.

Dave Rost tallied nine times against Bryant in an early-season 11-2 victory. Like Merhar, Rost marked in every game that season. Rost was particularly destructive to the visitor's from the north. He posted 10 points in a weekend series against Canada's College Militaire Royal, and registered a hat trick along with an assist on the last day of the season against the Royal Military College. That performance pushed him past Merhar for the single-season record.

It was his late season push that eventually won him the school record. Rost scored four points in each of his last three games, including two hat tricks. His 65 assists fell one shy of his own record of 66 set two years earlier.

Rost tied Merhar's record of nine hat tricks that season. His 43 goals is the fourth highest total in academy history. The high-scoring forward became Army's second All-American.

He finished his career as Army's all-time leading scorer with 330 points, while also establishing an NCAA Division II record. In addition, Rost set the school's single-season mark for assists in both a single season (66) and a career (226).



Dave Merhar led the nation in scoring his senior season (1968-69).

All-Americans and Award Winners



**George Clark
(Winnetka, Ill.)**

The only two-time first team All-East selection in Army hockey history, George Clark ranks third on the Black Knights' all-time scoring charts (266 points) and first in career goals (153). He holds two other school records as well, having posted 18 career hat tricks and stringing together four consecutive three-goal games during the 1972-73 campaign.

All-East - 1974, 1975 Career Statistics (1971-75)			
GP	G	A	PTS
108	153	113	266



**Tom Garver
(West Point, N.Y.)**

A local product from West Point, N.Y., Tom Garver is the measuring stick by which all modern day Army goalies are judged. Garver entered the Academy in 1973 and started every game that season for the Black Knights. His 75 career victories and 2,858 career saves are both school records. Garver was selected to the second team All-East squad in 1977, the same season that Dave Rost was named first team All-East.

All-East - 1977 Career Statistics (1973-77)			
GP	W-L-T	GAA	Saves
109	75-30-3	3.76	2,858



**Dave Rost
(Buffalo, N.Y.)**

Army's all-time leading scorer (330 points) and the only Black Knight to reach 300 points and 200 assists in a career. Rost posted nine hat tricks during the 1976-77 season, a campaign that saw him break the school record for points in a single season (108). He was a first team pick in 1977.

All-East - 1977 Career Statistics (1973-77)			
GP	G	A	PTS
114	104	226	330



Legendary head coach Jack Riley (second from the left) accepts the first of his two "Coach of the Year" awards in 1957. He won the award again in 1960, the same year he guided Team USA to its first Olympic gold medal.

All-league Selections

Year	Name	Team
1977	Dave Rost	First Team (All-ECAC)
1977	Dave Rost	ECAC "Player of the Year"
2002	Chris Casey	MAAC All-Rookie Team
2002	Chris Casey	"Offensive Rookie of the Year"
2003	Joe Dudek	Second Team (All-MAAC)
2003	Brad Roberts	First Team (All-MAAC)
2003	Brad Roberts	MAAC "Co-Goalie of the Year"
2003	Brad Roberts	MAAC All-Rookie Team
2003	Brad Roberts	MAAC "Defensive Rookie of the Year"

Spencer Penrose Award (Coach of the Year)

Year	Coach
1957	Jack Riley
1960	Jack Riley

Career Records

Goals

1. George Clark '75 153
2. Tom Rost '80 118
3. Dave Merhar '69 112
4. Dave Rost '77 104
5. Ed Collazzo '83 93
6. Jim Knowlton '82 90
7. Robbie Craig '84 86
8. Mike Thompson '65 78
9. John Harrison '79 77
10. Andy Lundbohm '99 76
11. Mike Symes '85 75
12. Greg Buckmeier '99 69
13. Biff Shea '85 68
14. Larry Pallotta '76 66
15. Frank Keating '82 65
16. Ted Crowley '60 63
17. Kenny Smith '67 62
18. Mike Fairman '01 61
- Dan Cox '83 61
- Bart Barry '65 61

Assists

1. Dave Rost '77 226
2. Jim Knowlton '82 172
3. Tom Rost '80 169
4. Robbie Craig '84 135
5. Dan Cox '83 133
6. Frank Keating '82 131
7. Biff Shea '85 120
8. Tony Curran '69 117
- Dave Merhar '69 117
10. George Clark '75 113
11. Ed Collazzo '83 103
12. Toby Lyon '79 102
13. Larry Pallotta '76 101
14. Mike Symes '85 99
15. John Harrison '79 96
16. Ian Winer '96 93
17. Andy Lundbohm '99 92
18. Garry McAvoy '85 89
19. Bart Barry '65 88
20. Ted Crowley '60 87

Penalty Minutes

1. Mark Stachelski '95 301
2. Tom Rost '80 284
3. Eric Joyce '02 264
4. Dave Yancey '79 244
5. John Harrison '79 242
6. Todd Tamburino '91 220
7. Sean Hennessy '95 211
8. Joe Sharrock '97 191
9. Matt Field '05 186
10. Tyler King '84 184

Goals-Against Average

1. Jack Shepard '63 2.20
2. Neil Mieras '64 2.28
3. Ron Chisholm '62 2.53
- 4. Brad Roberts '06 2.86**
5. Corey Winer '00 2.97
6. Daryl Chamberlain '98 3.00
7. Dick Newell '67 3.04
8. Scott Hamilton '02 3.30
9. Brian Drinkwine '86 ... 3.38
- Dan Scioletti '71 3.38

Goalie Wins

1. Tom Garver '77 75
2. Daryl Chamberlain '98 ... 53
3. Ron Chisholm '62 50
4. Jeff Snow '83 43
5. Jim Stenson '85 41
- Dan Scioletti '71 39
7. Larry Palmer '59 37
8. Brian Bolio '95 36
9. Scott Hamilton '02 34
10. Dick Newell '67 33

Save Percentage

1. Jack Shepard '63 920
- 2. Brad Roberts '06 908**
3. Ron Chisholm '62 905
4. Eric Gorzelnik '72 901
5. Corey Winer '00 899
6. Neil Mieras '64 896
7. Dan Scioletti '71 895
8. Scott Hamilton '02 891
9. Dick Newell '67 890
10. Brian Drinkwine '86 ... 888

Saves

1. Tom Garver '77 2,858
2. Daryl Chamberlain '98 2,103
3. Dan Scioletti '71 2,081
4. Scott Hamilton '02 2,054
5. Brooks Chretien '91 ... 1,861
6. Jeff Snow '83 1,795
- 7. Brad Roberts '06 1,665**
8. Jim Stenson '85 1,656
9. Ron Chisholm '62 1,639
10. Larry Palmer '59 1,598

Shutouts

1. Daryl Chamberlain '98 ... 15
2. Dan Scioletti '71 8
- Ron Chisholm '62 8
4. Brian Bolio '95 6
- Tom Garver '77 6
6. Dick Newell '67 5
- Neil Mieras '64 5
8. Larry Palmer '59 4
- 9. Brad Roberts '06 3**
- Paul DeGironimo '87 3
- Jim Cowart '67 3



Scott Hamilton (USMA '01) set the Academy's single-season saves record his senior year. He also placed seventh all-time with a 3.30 career goals-against average.

Top 50 All-Time Scoring Leaders

Pl.	Name	Points
1.	Dave Rost '77	330
2.	Tom Rost '80	287
3.	George Clark '75	266
4.	Jim Knowlton '82	262
5.	Dave Merhar '69	229
6.	Robbie Craig '84	221
7.	Ed Collazzo '83	197
8.	Frank Keating '82	196
9.	Dan Cox '83	194
10.	Biff Shea '85	188
11.	Tony Curran '69	176
12.	Mike Symes '85	174
13.	John Harrison '79	173
14.	Andy Lundbohm '99	168
15.	Larry Pallotta '76	167
16.	Mike Thompson '65	162
17.	Ted Crowley '60	150
18.	Bart Barry '65	149
19.	Ian Winer '96	148
20.	Greg Buckmeier '99	147
21.	Garry McAvoy '85	147
22.	Frank Fede '97	140
23.	Dan Murrett '79	139
24.	John Ahlbrecht '69	135
25.	Toby Lyon '79	131
26.	Bob Birmingham '78	131
27.	Bill Morrison '97	130
28.	Joe Sharrock '97	128
29.	Rich Sheridan '90	128
30.	Marc Kapsalis '85	128
31.	Rob Brenner '87	127
32.	Tom LeBlanc '82	127
33.	George Reynolds '75	127
34.	Jack Dewar '61	127
35.	Mike Palone '68	123
36.	Gary Johnson '64	122
37.	Gerry Stonehouse '63	119
38.	Rick Randazzo '93	117
39.	Ed Roubian '73	116
40.	Kenny Smith '67	114
41.	Kevin Keenan '87	113
42.	Mark Stachelski '95	111
43.	Matt Wilson '87	111
44.	Bob Nabb '86	109
45.	Bill McCarthy '84	109
46.	Darryl MacDonald '86	107
47.	Dave Hettinger '58	107
48.	Tim Fisher '02	105
49.	Mike Fairman '01	105
50.	Jim O'Connor '57	105

Single-Season and Game Records

Individual Records

Points

1. Dave Rost, 1976-77 108
2. Dave Merhar, 1968-69 107
3. Tom Rost, 1979-80 97
4. Dave Rost, 1974-75 87
5. Jim Knowlton, 1979-80 85
6. George Clark, 1974-75 83
7. Mike Symes, 1983-84 82
8. Tony Curran, 1968-69 80
9. Tom Rost, 1976-77 78
- George Clark, 1973-74 78

Goals

1. Dave Merhar, 1968-69 57
2. George Clark, 1974-75 47
- George Clark, 1973-74 47
4. Dave Rost, 1976-77 43
5. Tom Rost, 1979-80 40
6. George Clark, 1972-73 39
7. Mike Symes, 1983-84 38
8. Ed Collazzo, 1981-82 37
- Ed Collazzo, 1980-81 37
10. Rick Berube, 1992-93 34
- Tom Rost, 1976-77 34

Assists

1. Dave Rost, 1974-75 66
2. Dave Rost, 1976-77 65
3. Jim Knowlton, 1979-80 60
4. Tom Rost, 1979-80 57
5. Tony Curran, 1968-69 55
6. Dave Rost, 1975-76 51
7. Dave Merhar, 1968-69 50
8. John Harrison, 1976-77 48
9. Biff Shea, 1983-84 45
10. Mike Symes, 1983-84 44
- Tom Rost, 1976-77 44
- Dave Rost, 1973-74 44
- Gary Johnson, 1963-64 44

Penalty Minutes

1. John Harrison, 1976-77 116
2. Matt Field, 2002-03 114
3. Mark Stachelski, 1994-95 110
4. Eric Joyce, 2000-01 93
5. Tom Rost, 1976-77 91
6. Mark Stachelski, 1992-93 84
7. Mark Hill, 1987-88 81
8. Dave Yancey, 1976-77 80
9. Sean Hennessy, 1994-95 78
10. Tom Rost, 1975-76 76

Team Records

Category	Game	Season
Most Goals	27 vs. N.Y. Military Academy (1913)	260 (1981-82)
Most Assists	31 vs. Kent State (10-29-82)	411 (1981-82)
Most Points	48 vs. Kent State (10-29-82)	671 (1981-82)
Most Goalie Saves	63 at Northeastern (2-27-59)	1,052 (2001-02)
Most Penalty Minutes	80 vs. RMC (3-12-77)	704 (2002-03)
Most Games		37 (1982-83)
Most Wins		28 (1983-84)
Highest Winning Percentage		0.838 (1983-84)
Lowest Goals-Against Average		2.24 (1961-62)
Highest Save Percentage		0.916 (1961-62)
Most Shutouts		10 (1995-96)
Most Overtime Games		11 (2001-02)
Most One-goal Games		13 (2000-01)
Most Wins at Home		22 (1983-84)
Highest Win Percentage at Home		1.000 (22-0, 1983-84)
Most Goals Per Game		7.38 (1981-82)
Highest Power Play Percentage		0.402 (1976-77)
Lowest Power Play Percentage		0.163 (1969-70)
Highest Penalty Killing Percentage		0.925 (1969-70)
Lowest Penalty Killing Percentage		0.614 (1978-79)
Consecutive Wins		17 (1983-84)
Consecutive Home Wins		27 (1982-85)
Consecutive Road Wins		7 (1982-83)
Consecutive Losses		13 (1941-42)
Consecutive Shutouts		3 (1913, 1920)
Consecutive Scoring Streak		149 games (1971-78)
Shortest Time to Score Two Goals		0:04, vs. RMC (2-18-84)
Shortest Time to Score Three Goals		0:22, vs. MacDonald (12-8-72)

Goaltending Records

Goals-Against Average

1. Ron Chisholm, 1961-62 2.18
2. Jack Shepard, 1962-63 2.27
3. Neil Mieras, 1963-64 2.28
4. Daryl Chamberlain, 1995-96 2.30
5. Dick Newell, 1964-65 2.51
6. Ron Chisholm, 1960-61 2.55
7. **Brad Roberts, 2002-03 2.67**
- Scott Hamilton, 1998-99 2.67
9. Ron Chisholm, 1959-60 2.80
10. John Yaros, 2001-02 2.86

Save Percentage

1. Jack Shepard, 1962-63 920
2. Ron Chisholm, 1961-62 919
3. **Brad Roberts, 2002-03 913**
4. John Yaros, 2001-02 912
5. Daryl Chamberlain, 1995-96 907
6. Dick Newell, 1964-65 906
7. Corey Winer, 1999-2000 904
- Eric Gorzelnik, 1971-72 904
- Dan Scioletti, 1969-70 904
10. **Brad Roberts, 2003-04 903**

Saves

1. **Brad Roberts, 2002-03 905**
2. Scott Hamilton, 2000-01 887
3. Dan Dorsey, 1978-79 815
4. Tom Garver, 1976-77 810
5. Eric Gorzelnik, 1971-72 801
6. Tom Garver, 1973-74 770
7. **Brad Roberts, 2003-04 760**
8. Daryl Chamberlain, 1996-97 737
- Dan Scioletti, 1968-69 737
10. Dan Scioletti, 1970-71 703

Wins

1. Daryl Chamberlain, 1995-96 23
2. Tom Garver, 1976-77 22
3. Tom Garver, 1973-74 20
4. Neil Mieras, 1963-64 19
5. Dan Scioletti, 1968-69 18

Shutouts

1. Daryl Chamberlain, 1995-96 9
2. Brian Bolio, 1994-95 5
- Neil Mieras, 1963-64 5
- Ron Chisholm, 1961-62 5



Year-by-Year Scoring Leaders

Goals

1956-57	Jim O'Connor	28
1957-58	Ted Crowley	24
1958-59	Pete Dawkins	16
1959-60	Ted Crowley	27
1960-61	Gerry Stonehouse	25
1961-62	Gerry Stonehouse	19
1962-63	Gary Johnson	18
1963-64	Mike Thompson	33
1964-65	Mike Thompson	31
1965-66	Kenny Smith	30
1966-67	Dave Merhar	27
1967-68	Dave Merhar	28
1968-69	Dave Merhar	57
1969-70	John Roberts	11
	Geoff Champion	11
	Pete Anderson	11
1970-71	Ed Roubian	12
	Geoff Eaton	12
1971-72	George Clark	20
1972-73	George Clark	39
1973-74	George Clark	47
1974-75	George Clark	47
1975-76	Bob Birmingham	24
	Tom Rost	22
	Larry Pallotta	22
1976-77	Dave Rost	43
1977-78	John Harrison	31
1978-79	Glen Giovanucci	30
1979-80	Tom Rost	40
1980-81	Ed Collazzo	37
1981-82	Ed Collazzo	37
1982-83	Robbie Craig	26
1983-84	Mike Symes	38
1984-85	Bob Nabb	20
1985-86	Matt Wilson	22
1986-87	Matt Wilson	18
1987-88	Rich Sheridan	18
1988-89	Rob Tobin	15
1989-90	Rich Sheridan	10
	Al Brenner	10
1990-91	Paul Haggerty	16
1991-92	Scott Tardif	18
1992-93	Rick Berube	34
1993-94	Ian Winer	16
1994-95	Frank Fede	22
	Bill Morrison	22
1995-96	Joe Sharrock	23
1996-97	Frank Fede	22
1997-98	Greg Buckmeier	22
	Jason Choi	22
1998-99	Andy Lundbohm	18
1999-2000	Mike Fairman	19
2000-01	Mike Fairman	23
2001-02	Joe Carpenter	17
2002-03	Chris Casey	17
2003-04	Chris Casey	14



Mike Palone registered 58 points in 1965-66. He went on to win the AAA award in 1968.

Assists

1956-57	Jim O'Connor	33
1957-58	Dave Hettinger	32
1958-59	Ted Crowley	23
1959-60	Ted Crowley	35
1960-61	Jack Dewar	35
1961-62	Gerry Stonehouse	22
1962-63	Mike Thompson	27
1963-64	Gary Johnson	44
1964-65	Bart Barry	35
1965-66	Mike Palone	40
1966-67	Dave Merhar	36
1967-68	Tony Curran	31
	Dave Merhar	31
1968-69	Tony Curran	55
1969-70	John Roberts	16
1970-71	Geoff Champion	24
1971-72	Ed Roubian	26
1972-73	Jeff Woloshyn	42
1973-74	Dave Rost	44
1974-75	Dave Rost	66
1975-76	Dave Rost	51
1976-77	Dave Rost	65
1977-78	Tom Rost	38
1978-79	Frank Keating	30
1979-80	Jim Knowlton	60
1980-81	Jim Knowlton	43
1981-82	Jim Knowlton	41
1982-83	Robbie Craig	37
1983-84	Biff Shea	45
1984-85	Biff Shea	25
1985-86	Rob Brenner	31
1986-87	Matt Wilson	23
1987-88	Rich Sheridan	18
1988-89	Rich Sheridan	28
1989-90	Rich Sheridan	17
1990-91	Kevin Darby	35
1991-92	Rick Randazzo	23
1992-93	Rick Randazzo	25
1993-94	Frank Fede	17
1994-95	Ian Winer	36



George Clark is the only Black Knight to lead the team in goals scored all four years in which he played.

1995-96	Ian Winer	28
1996-97	Frank Fede	30
1997-98	Andy Lundbohm	25
1998-99	Joe Carpenter	23
1999-2000	Nate Mayfield	16
2000-01	Tim Fisher	19
2001-02	Joe Dudek	17
2002-03	Nic Serre	23
2003-04	Seth Beamer	17

Points

1956-57	Jim O'Connor	61
1957-58	Dave Hettinger	53
	Ted Crowley	53
1958-59	Ted Crowley	35
1959-60	Ted Crowley	62
1960-61	Jack Dewar	56
1961-62	Gerry Stonehouse	41
1962-63	Mike Thompson	41
1963-64	Mike Thompson	66
1964-65	Bart Barry	58

1965-66	Mike Palone	58
1966-67	Dave Merhar	63
1967-68	Dave Merhar	59
1968-69	Dave Merhar	107
1969-70	John Roberts	27
1970-71	Geoff Champion	35
1971-72	Ed Roubian	39
1972-73	George Clark	72
1973-74	George Clark	78
1974-75	Dave Rost	87
1975-76	Dave Rost	68
1976-77	Dave Rost	108
1977-78	Tom Rost	60
1978-79	Glen Giovanucci	52
1979-80	Tom Rost	97
1980-81	Ed Collazzo	72
1981-82	Ed Collazzo	74
1982-83	Robbie Craig	63
1983-84	Mike Symes	82
1984-85	Bob Nabb	40
1985-86	Matt Wilson	50
	Rob Brenner	50
1986-87	Matt Wilson	41
1987-88	Rich Sheridan	36
1988-89	Rich Sheridan	41
1989-90	Rich Sheridan	27
1990-91	Kevin Darby	40
1991-92	Rick Berube	37
1992-93	Rick Berube	52
1993-94	Ian Winer	32
1994-95	Ian Winer	51
1995-96	Ian Winer	49
1996-97	Frank Fede	52
1997-98	Andy Lundbohm	44
1998-99	Greg Buckmeier	35
1999-2000	Mike Fairman	29
2000-01	Mike Fairman	40
2001-02	Joe Carpenter	27
	Chris Garceau	27
	Chris Casey	27
2002-03	Nic Serre	33
2003-04	Seth Beamer	25



Mike Fairman led the Black Knights in scoring his junior and senior seasons, taking home the team's MVP award on each occasion.



Year-by-Year Goaltending Leaders

Season	Leader	Gm.	W-L-T	Saves	SV%	GA	GAA	SHO
1956-57	Larry Palmer	18	14-4-0	455	.855	77	4.28	1
1957-58	Larry Palmer	20	15-4-1	542	.899	61	3.03	2
1958-59	Larry Palmer	19	8-10-1	601	.900	67	3.55	1
1959-60	Ron Chisholm	22	16-5-1	492	.888	62	2.80	2
1960-61	Ron Chisholm	25	17-8-0	546	.900	61	2.55	1
1961-62	Ron Chisholm	24	17-6-1	601	.919	53	2.18	5
1962-63	Jack Shepard	22	13-5-2	527	.920	46	2.27	1
1963-64	Neil Mieras	27	19-8-0	536	.901	59	2.28	5
1964-65	Dick Newell	18	12-6-0	413	.906	43	2.51	3
1965-66	Dick Newell	19	11-5-1	440	.892	53	3.19	2
1966-67	Dick Newell	21	10-8-0	484	.877	68	3.67	0
1967-68	Lee Carlson	24	14-10-0	574	.874	83	3.48	0
1968-69	Dan Scioletti	26	18-7-1	737	.883	98	3.81	1
1969-70	Dan Scioletti	23	13-10-0	641	.904	68	2.94	4
1970-71	Dan Scioletti	23	8-14-1	703	.898	80	3.41	3
1971-72	Eric Gorzelnik	25	11-14-0	801	.904	85	3.41	1
1972-73	Clair Olson	19	3-12-1	456	.867	70	4.52	0
1973-74	Tom Garver	28	20-7-1	770	.877	108	4.03	1
1974-75	Tom Garver	27	17-9-0	691	.870	103	3.99	0
1975-76	Tom Garver	25	16-8-1	587	.872	86	3.57	3
1976-77	Tom Garver	29	22-6-1	810	.891	99	3.46	2
1977-78	Dan Dorsey	19	10-9-0	528	.848	95	5.15	0
1978-79	Dan Dorsey	28	7-20-0	815	.837	159	5.82	1
1979-80	Rick Isles	19	9-8-1	465	.866	72	4.40	1
1980-81	Jeff Snow	24	13-9-1	623	.870	93	4.28	0
1981-82	Jim Stenson	17	11-4-0	389	.872	57	3.99	0
1982-83	Jeff Snow	20	13-4-1	537	.873	78	4.09	0
1983-84	Jim Stenson	23	17-5-1	566	.889	71	3.33	0
1984-85	Brian Drinkwine	12	7-3-0	289	.887	37	3.75	0
1985-86	Paul DeGironimo	21	11-8-1	458	.863	73	3.75	2
1986-87	Paul DeGironimo	26	9-16-1	671	.866	104	4.20	1
1987-88	Brooks Chretien	20	5-13-2	464	.842	87	4.98	0
1988-89	Brooks Chretien	20	8-11-1	404	.843	75	3.83	0
1989-90	Brooks Chretien	23	9-12-1	507	.876	72	3.31	2
1990-91	Brooks Chretien	21	4-14-3	486	.853	84	4.12	0
1991-92	Brian Bolio	5	3-1-1	106	.862	17	3.71	0
1992-93	Ron Adimey	11	6-4-1	247	.888	31	2.92	2
1993-94	Brian Bolio	22	11-7-0	405	.849	72	3.79	1
1994-95	Brian Bolio	28	15-10-1	537	.865	84	3.18	5
1995-96	Daryl Chamberlain	33	23-9-1	686	.907	70	2.30	9
1996-97	Daryl Chamberlain	28	13-13-2	737	.879	101	3.71	2
1997-98	Daryl Chamberlain	24	12-12-0	542	.880	74	3.14	2
1998-99	Scott Hamilton	16	9-5-1	364	.901	40	2.67	1
1999-00	Corey Winer	21	8-12-1	577	.904	61	2.91	1
2000-01	Scott Hamilton	34	13-19-1	887	.883	117	3.67	0
2001-02	John Yaros	17	3-9-5	519	.912	50	2.86	1
2002-03	Brad Roberts	33	17-16-0	905	.913	86	2.67	3
2003-04	Brad Roberts	29	10-15-3	770	.903	82	3.11	0

Individual Game Records

Goals	7, George Clark vs. Wesleyan, 2-5-75
Assists	7, Tom Rost vs. Bryant, 1-12-80
Points	9, Dave Rost vs. Bryant, 12-17-76
	George Clark vs. New Haven, 2-16-74
Saves	63, Larry Palmer vs. Northeastern, 2-27-59
Consecutive Goal-Scoring Streak	15, Dave Merhar (1968-69)
Most Hat Tricks, Season	9, Dave Merhar (1968-69); Dave Rost (1976-77)
Most Hat Tricks, Career	18, George Clark (1971-75)
Consecutive Hat Tricks	4, George Clark (1972-73)
Shortest Time to Score Hat Trick	0:25, Tom Rost vs. SUNY Plattsburgh (12-1-76)
Penalty Minutes	28, Dave Yancey vs. Bowdoin, 3-1-75
Consecutive Scoreless Minutes	179:07, Daryl Chamberlain (1995-96)

Army Hockey and the AAA Award

Every year since 1904, the Army Athletic Association Award has been presented to the most outstanding athlete of the senior class. Over the past 100 years, Army hockey has had that honor bestowed upon one of its own a total of 10 times. Two-time letterman Maurice Daly was the first hockey player to receive recognition in 1927.

Four-time letterwinner Andy Lundbohm was the most recent honoree in 1999 and is the only member of the group that solely played hockey. All previous nine winners were multiple sport athletes, including John Boretti who is the only three-sport AAA recipient in the history of the award.

Under legendary head coach Jack Riley, a member of the hockey family twice won the Athletic Association's top honor three times over a four-year period. A hockey star walked home with the athletic department's highest honor three times between 1956 and 1959, and again between 1965 and 1968.

Pete Dawkins, the 1959 winner, also won college football's Heisman Trophy his senior year.

Year	Name	Year	Name
1927	Maurice Daly	1965	Robert Butterfield
1936	William Grohs	1967	John Boretti
1956	Ralph Chesnauskas	1968	Mike Palone
1958	Thomas Harvey	1971	Dan Scioletti
1959	Pete Dawkins	1999	Andy Lundbohm



Pete Dawkins was a three-year letterman and the 1959 winner of the AAA "Athlete of the Year" award at the Academy. He also won college football's Heisman Trophy in 1958.

Year-By-Year Records

Year	W	L	T	Pct.	GF	GA	Coach	Captain(s)
1904	5	1	0	.833	39	9	Capt. Edward King	LeRoy Bartlett
1905	7	1	0	.875	23	7	Capt. Robert Foy	LeRoy Bartlett
1906	5	1	0	.833	30	13	Capt. Robert Foy	Richard Park
1907	3	6	0	.333	15	27	Capt. Robert Foy	Richard Park
1908	5	2	0	.714	19	7	Lt. George Russell	Philip Gordon
1909	0	1	1	.250	2	3	Lt. George Russell	Philip Hayes
Decade Record: 25-12-1 (.671)								
1910	0	4	3	.214	1	12	Lt. George Russell	Meade Wildrick
1911	1	3	0	.250	6	7	Lt. LeRoy Bartlett	Millard Harmon
1912	2	1	1	.625	8	12	Lt. LeRoy Bartlett	Millard Harmon
1913	5	1	0	.833	42	7	Lt. Philip Gordon	Joseph Viner
1914	2	5	0	.286	24	29	Lt. Philip Gordon	Ralph Royce
1915	1	4	0	.200	7	13	Lt. Frank Purdon	Robert Strong
1916	2	1	1	.625	13	11	Lt. Frank Purdon	Latham Brundred
1917	6	5	0	.545	31	21	Lt. Frank Purdon	Elbert Ford
1918	6	3	0	.667	27	9	Capt. Joseph Viner	Henry Nichols
1919	2	2	0	.500	7	7	Capt. Philip Day	Henry Nichols
Decade Record: 27-29-5 (.484)								
1920	4	2	1	.643	26	11	Capt. Philip Day	Henry Burgard
1921	0	2	1	.167	6	11	Talbot Hunter	Harry Stout
1922	5	3	1	.611	26	15	Talbot Hunter	James O'Connell
1923	7	7	0	.500	36	39	Talbot Hunter	Kevin O'Shea
1924	3	5	0	.375	23	30	Ray Marchand	Lindsay Caywood
1925	3	3	1	.500	16	17	Ray Marchand	Henry Westphalinger
1926	3	6	0	.333	17	30	Ray Marchand	Willet Baird
1927	0	3	1	.125	7	20	Ray Marchand	Mark Lewis
1928	1	8	0	.111	9	44	Ray Marchand	Tito Moscatelli
1929	3	9	0	.250	23	61	Ray Marchand	Normando Costello
Decade Record: 29-48-5 (.384)								
1930	6	3	2	.636	31	23	Ray Marchand	Roy Linqvist
1931	4	6	0	.400	37	34	Ray Marchand	John Waters
1932	5	4	0	.556	47	37	Ray Marchand	Thomas Darcy
1933	5	4	0	.556	27	35	Ray Marchand	David Wagstaff
1934	4	6	0	.400	24	41	Ray Marchand	Thomas O'Neil
1935	4	5	1	.450	21	27	Ray Marchand	James Donohue
1936	5	4	0	.556	22	31	Ray Marchand	William Grohs
1937	5	5	0	.500	27	22	Ray Marchand	Maxwell Tincher
1938	5	4	1	.550	29	21	Ray Marchand	William Blanchard
1939	6	4	0	.600	33	19	Ray Marchand	Richard Curtin
Decade Record: 49-45-4 (.520)								
1940	6	2	2	.700	35	37	Ray Marchand	George Larkin
1941	4	6	1	.409	38	39	Ray Marchand	Willard Gilbert
1942	1	11	0	.083	33	81	Ray Marchand	Frederic Tate
1943	3	8	0	.273	38	61	Ray Marchand	Sidney Peterman, William Ray
1944	5	4	0	.556	56	38	Lt. Col. John Hines	Henry Beukema
1945	7	2	1	.750	65	37	Maj. Robert Lutz	George Casey
1946	7	6	0	.538	87	70	Len Patten	Edward Crowley
1947	4	9	1	.321	64	72	Len Patten	Patrick O'Connell
1948	11	4	1	.719	78	39	Len Patten	Arthur Snyder
1949	8	7	0	.533	58	63	Len Patten	Albert Austin
Decade Record: 56-59-6 (.488)								
1950	3	9	0	.250	39	83	Len Patten	Charles Kuyk
1951	2	10	1	.192	33	76	Jack Riley	William Depew
1952	3	12	0	.200	46	87	Jack Riley	(none elected)
1953	8	8	0	.500	56	64	Jack Riley	David Pistenma
1954	10	7	0	.588	66	79	Jack Riley	Victor Hugo
1955	8	8	0	.500	73	86	Jack Riley	George Monahan
1956	11	5	0	.688	72	46	Jack Riley	Ralph Chesnauskas
1956-57	14	4	0	.778	125	59	Jack Riley	Edward Hickey
1957-58	15	4	1	.775	107	61	Jack Riley	Leonard McCormick
1958-59	9	10	1	.475	79	70	Jack Riley	Laurence Palmer
Decade Record: 83-77-3 (.518)								
1959-60	16	5	1	.750	119	62	Jack Riley	Edward Crowley
1960-61	17	8	0	.680	139	62	Jack Riley	John Dewar
1961-62	17	6	1	.729	111	52	Jack Riley	Paul Dobbins
1962-63	17	6	2	.720	120	57	Jack Riley	Gerald Stonehouse
1963-64	20	8	0	.714	154	69	Jack Riley	Gary Johnson



Lindsay Caywood



Frederic Tate



Thomas Darcy



Ed Crowley

HISTORY

Year-By-Year Records

Year	W	L	T	Pct.	GF	GA	Coach	Captain(s)
1964-65	17	7	0	.708	131	56	Jack Riley	Mike Thompson
1965-66	17	7	1	.700	132	85	Jack Riley	Laurence Hansen
1966-67	15	12	0	.556	151	104	Jack Riley	Parker Anderson
1967-68	14	10	0	.583	110	84	Jack Riley	Michael Palone
1968-69	20	7	1	.732	167	104	Jack Riley	Dave Merhar
Decade Record: 170-76-6 (.687)								
1969-70	13	12	0	.520	72	79	Jack Riley	Dave Young
1970-71	8	14	1	.369	81	80	Jack Riley	Dan Scioletti
1971-72	11	14	0	.440	99	88	Jack Riley	Geoffrey Champion
1972-73	9	17	1	.352	121	136	Jack Riley	Ed Roubian
1973-74	20	7	1	.732	166	115	Jack Riley	George Clark
1974-75	18	11	0	.621	169	119	Jack Riley	George Clark
1975-76	18	9	1	.661	161	101	Jack Riley	Pat Sullivan
1976-77	22	6	1	.776	202	101	Jack Riley	Thomas Garver
1977-78	13	12	1	.519	130	129	Jack Riley	Kevin Walsh
1978-79	7	21	0	.250	110	184	Jack Riley	Kenneth Hawes
Decade Record: 139-123-6 (.529)								
1979-80	19	12	1	.609	205	141	Jack Riley	Tom Rost
1980-81	21	13	1	.614	230	160	Jack Riley	Matt Bradley
1981-82	25	11	0	.694	260	171	Jack Riley	Jim Knowlton
1982-83	25	11	1	.689	220	140	Jack Riley	Dan Cox
1983-84	28	5	1	.838	241	104	Jack Riley	Robbie Craig
1984-85	17	13	0	.567	150	121	Jack Riley	Mike Symes
1985-86	18	11	1	.617	157	117	Jack Riley	Ted Moran
1986-87	9	19	1	.328	89	130	Rob Riley	Kevin Keenan
1987-88	9	19	2	.333	97	151	Rob Riley	Vinny Bono
1988-89	13	16	1	.450	93	127	Rob Riley	Brian Cox
Decade Record: 184-130-9 (.584)								
1989-90	10	16	4	.400	93	113	Rob Riley	Scott Schulze, Rich Sheridan
1990-91	8	18	3	.328	104	121	Rob Riley	Todd Tamburino, Scott Williams
1991-92	13	17	1	.435	138	163	Rob Riley	Chris Mead, Chris Soucie
1992-93	16	11	1	.589	133	86	Rob Riley	Chad Sundem
1993-94	14	16	0	.467	123	121	Rob Riley	Mike Landers
1994-95	20	13	1	.603	173	106	Rob Riley	Craig Fellman, Sean Hennessy
1995-96	24	9	1	.721	164	81	Rob Riley	Ian Winer
1996-97	19	13	2	.588	158	119	Rob Riley	Mike Opdenaker
1997-98	18	15	1	.544	156	106	Rob Riley	Anthony Felice
1998-99	16	16	3	.500	133	104	Rob Riley	Greg Buckmeier, Andy Lundbohm
Decade Record: 158-144-17 (.522)								
1999-2000	13	18	2	.424	102	98	Rob Riley	Paul Gonzalez, T.J. McMeniman
2000-01	14	20	1	.414	112	132	Rob Riley	Mike Fairman
2001-02	11	18	6	.400	109	114	Rob Riley	Tim Murphy
2002-03	18	16	0	.529	93	92	Rob Riley	Joe Dudek
2003-04	12	18	3	.409	82	107	Rob Riley	Jon Boyle, Mike McLean
Decade Record: 68-90-12 (.435)								
Career	988	833	74	.541	8399	6792	(1895 games played)	



Kevin Keenan



Andy Lundbohm



Jon Boyle


ARMY BELLEGRAB KNOWLEDGE

Coaching History



Jack Riley

Coach	Years	Seasons	Record	Pct.
Capt. Edward King	1904	1	5-1-0	.833
Capt. Robert Foy	1905-07	3	15-8-0	.652
Lt. George Russell	1908-10	3	5-7-4	.438
Lt. LeRoy Bartlett	1911-12	2	3-4-1	.438
Lt. Philip Gordon	1913-14	2	7-6-0	.538
Lt. Frank Purdon	1915-17	3	9-10-1	.475
Capt. Joseph Viner	1918	1	6-3-0	.667
Capt. Philip Day	1919-20	2	6-4-1	.591
Talbot Hunter	1921-23	3	12-12-2	.500
Ray Marchand	1924-43	20	76-106-9	.421
Lt. Col. John Hines	1944	1	5-4-0	.556
Maj. Robert Lutz	1945	1	7-2-1	.750
Len Patten	1946-50	5	33-35-2	.486
Jack Riley	1951-86	36	542-343-20	.610
Rob Riley	1986-2004	18	257-288-33	.473
Totals		101	988-833-74	.541



Rob Riley

From The Beginning

1904 (5-1)

Coach: Capt. Edward King

Newburgh Academy	W, 7-1
Mohegan Lake School	L, 1-4
Newburgh Alumni	W, 4-3
Holbrook	W, 8-0
Kingston Military Acad.	W, 11-0
Riverview Athletic Club	W, 8-1

1905 (7-1)

Coach: Capt. Robert Foy

Newburgh Alumni	W, 3-0
Newburgh Academy	W, 4-0
Brooklyn Poly. Inst.	W, 6-2
St. Paul's School	L, 1-2
Riverview Military Acad.	W, 2-0
Mohegan Lake School	W, 2-1
Essex Troop, NJNG	W, 2-0
Mohegan Lake School	W, 3-2

1906 (5-1)

Coach: Capt. Robert Foy

Kingston Military Acad.	W, 8-1
Rensselaer	W, 3-2
Brooklyn Poly. Institute	W, 2-1
St. Paul's School	W, 6-0
Berkeley	W, 4-0
Trinity	L, 7-9

1907 (3-6)

Coach: Capt. Robert Foy

Trinity	W, 1-0
Riverview Military Acad.	L, 0-3
Newburgh Academy	W, 6-0
London Field Club	L, 0-3
Rensselaer	L, 1-2
Cutler School	W, 7-1
Cornell	L, 0-4
St. Paul's School	L, 0-2
Albany H.S.	L, 0-12

1908 (5-2)

Coach: Lt. George M. Russell

Cornell	L, 0-2
Albany H.S.	W, 3-1
Trinity	W, 6-0
Riverview Military Acad.	W, 5-1
MIT	W, 2-1
NYNG 7th Regiment	W, 1-0
Pawling School	L, 2-3

1909 (0-1-1)

Coach: Lt. George Russell

Brooklyn Poly. Institute	L, 1-2
Pawling School	T, 1-1

1910 (0-4-3)

Coach: Lt. George Russell

Princeton	L, 0-1
Penn	T, 0-0
Springfield Training School	T, 1-1
MIT	L, 0-3
Rensselaer	L, 0-3
NYNG 7th Regiment	L, 0-4
Columbia	T, 0-0

1911 (1-3)

Coach: Lt. LeRoy Bartlett

Stevens Tech	W, 3-0
Amherst	L, 0-2
Springfield Training School	L, 1-2
Williams	L, 2-3



Before Smith Rink was built in 1933, Army played on an outdoor rink adjacent to "The Plain." The Black Knights were 87-89-13 outside from 1904 through 1932.

1912 (2-1-1)

Coach: Lt. LeRoy Bartlett

Stevens Tech	W, 5-0
Rensselaer	W, 2-1
MIT	L, 0-10
Amherst	T, 1-1

1913 (5-1)

Coach: Lt. Philip Gordon

MIT	L, 0-5
N. Y. Military Academy	W, 27-0
Amherst	W, 1-0
Trinity	W, 3-0
New York University	W, 7-2
Norwich	W, 4-0

1914 (2-5)

Coach: Lt. Philip Gordon

Mass. Agr. College	L, 0-5
Cornell	W, 1-0
NYNG 7th Regiment	L, 4-7
Princeton	L, 3-5
Stone School	W, 9-0
Dartmouth	L, 3-7
Amherst	L, 4-5

1915 (1-4)

Coach: Lt. Frank Purdon

Mass. Agr. College	L, 1-7
Springfield Y.M.C.A.	L, 1-2
NYNG 7th Regiment	W, 3-0
M.V.M., Battalion "A"	L, 1-2
Columbia	L, 1-2

1916 (2-1-1)

Coach: Lt. Frank Purdon

Stevens Tech	W, 4-1
Newburgh Athletic Club	W, 9-1
Dartmouth	L, 0-9
Rensselaer	T, 0-0

1917 (6-5)

Coach: Lt. Frank Purdon

Newman School	W, 9-0
New York State College	W, 7-1
NYNG 7th Regiment	W, 2-1
Colgate	L, 2-5
Springfield Y.M.C.A.	W, 4-3
MIT	W, 2-1
Mass. Agr. College	L, 1-2
Dartmouth	L, 0-3
Rensselaer	W, 2-0
New Rochelle Hockey Club	L, 0-2
Verona Hockey Club	L, 2-3

1918 (6-3)

Coach: Capt. Joseph Viner

Brooklyn Poly. Institute	W, 7-0
Flushing H.S.	L, 0-1
N.Y. Military Academy	W, 8-1
Princeton	L, 0-1
Williams	L, 2-4
Jamaica H.S.	W, 4-0
Erasmus H.S.	W, 2-0
Mass. Agr. College	W, 2-1
Camp Upton	W, 2-1

1919 (2-2)

Coach: Capt. Philip Day

Brooklyn Hockey Club	W, 1-0
Crescent Athletic Club	W, 2-1
Boston College	L, 4-5
N.Y. Military Academy	L, 0-1

1920 (4-2-1)

Coach: Capt. Philip Day

New York State College	W, 16-0
New Rochelle Hockey Club	L, 1-5
Boston College	L, 0-5
Penn	T, 1-1
Rensselaer	W, 2-0
N.Y. Military Academy	W, 5-0
Williams	W, 1-0

1921 (0-2-1)

Coach: Talbot Hunter

Springfield Y.M.C.A.	T, 3-3
Williams	L, 2-3
Hamilton	L, 1-5

1922 (5-3-1)

Coach: Talbot Hunter

Albany Country Club	W, 2-0
Colgate	W, 3-0
St. Nick's	L, 1-4
Hamilton	W, 3-0
Bates	W, 4-1
Springfield	W, 7-0
Mass. Agr. College	L, 3-4
Dartmouth	L, 0-3
Williams	T, 3-3

1923 (7-7)

Coach: Talbot Hunter

Penn	W, 2-1
Amherst	W, 2-1
Lafayette	W, 9-1
MIT	L, 5-6
Bates	L, 1-2
Albany Country Club	W, 1-0
Princeton	L, 2-6
F3 RMC	L, 0-3
Dartmouth	W, 1-0
Rensselaer	W, 5-2
Mass. Agr. College	L, 1-2
Columbia	W, 5-1
Williams	L, 1-5
Boston College	L, 1-9

1924 (3-5)

Coach: Ray Marchand

J5 Royal Bank of Canada	L, 3-7
J12 Penn	L, 1-2
J23 Bates	L, 0-1
F2 MIT	W, 2-0
F9 Mass. Agr. College	W, 3-2
Union	W, 6-2
F16 at RMC	L, 5-10
F23 Boston College	L, 3-6

1925 (3-3-1)

Coach: Ray Marchand

Union	W, 4-1
MIT	T, 1-1
Bates	W, 5-1
Boston University	L, 3-4
Amherst	W, 2-0
Princeton	L, 1-5
F22 RMC	L, 0-5

1926 (3-6)

Coach: Ray Marchand

Dartmouth	L, 1-5
Bates	W, 4-3
Boston College	L, 3-7
Amherst	W, 4-2
Boston University	L, 0-3
Mass. Agr. College	L, 1-2
Syracuse	L, 1-4
Middlebury	W, 3-1
Williams	L, 0-3

From The Beginning

1927 (0-3-1)

Coach: Ray Marchand

MIT	L, 0-7
Clarkson	L, 4-5
Amherst	T, 1-1
F19 at RMC	L, 2-7

1928 (1-8)

Coach: Ray Marchand

Clarkson	L, 0-1
Bates	L, 0-2
Mass. Agr. College	W, 3-0
Boston University	L, 0-9
Dartmouth	L, 1-12
Middlebury	L, 1-3
Amherst	L, 1-2
F18 RMC	L, 3-8
Williams	L, 0-7

1929 (3-9)

Coach: Ray Marchand

St. Stephen's	W, 5-2
Williams	L, 0-10
Mass. Agr. College	L, 1-3
Bates	L, 0-5
New Hampshire	L, 1-5
MIT	L, 2-5
Dartmouth	L, 0-9
Amherst	L, 3-4
Colgate	L, 1-8
Norwich	W, 3-1
F23 at RMC	L, 3-8
Rensselaer	W, 4-1

1930 (6-3-2)

Coach: Ray Marchand

Conn. Agr. College	W, 3-0
Williams	T, 2-2
Mass. Agr. College	W, 5-3
Bates	W, 2-0
Colgate	T, 2-2
Vermont	W, 7-2
Marquette	L, 1-5
New Hampshire	L, 2-4
St. Stephen's	W, 3-0
F22 RMC	L, 3-5
Rensselaer	W, 1-0

1931 (4-6)

Coach: Ray Marchand

Harvard	L, 0-10
Mass. Agr. College	L, 1-5
Bates	W, 7-1
Boston University	L, 2-4
MIT	L, 2-3
New Hampshire	L, 0-2
Vermont	W, 4-2
Rensselaer	W, 8-0
St. Stephen's	W, 8-0
M7 at RMC	L, 5-7

1932 (5-4)

Coach: Ray Marchand

Colgate	W, 6-4
Williams	W, 4-2
St. Stephen's	W, 9-0
Boston University	L, 3-8
Princeton	L, 1-7
Conn. Agr. College	W, 10-0
Vermont	W, 9-0
Clarkson	L, 4-9
M5 RMC	L, 1-7

1933 (5-4)

Coach: Ray Marchand

Williams	W, 3-2
Boston University	L, 0-7
Yale	L, 3-5
New Hampshire	W, 4-3
Hamilton	W, 2-1
Williams	W, 3-2
Princeton	L, 1-10
Union	W, 10-2
F25 at RMC	L, 1-3

1934 (4-6)

Coach: Ray Marchand

MIT	L, 4-7
Colgate	L, 1-2
Union	W, 4-3
Mass. State College	W, 3-2
New Hampshire	L, 0-3
Williams	W, 2-1
Princeton	L, 1-9
Middlebury	W, 3-2
Brown	L, 2-6
RMC	L, 4-6



William Grohs was one of Army's first hockey stars, winning the athletic association's coveted "Athlete of the Year" Award in 1936.



Francis T. Devlin lettered for the Black Knights in 1940, leading Army to a 6-2-2 record and wins over Cornell and Colgate with a tie against Boston University.

1935 (4-5-1)

Coach: Ray Marchand

Colgate	L, 0-2
MIT	W, 1-0
Mass. State College	W, 4-3
Union	W, 4-0
Boston University	L, 2-5
Hamilton	W, 2-1
Middlebury	L, 1-3
Williams	L, 1-3
Brown	L, 2-6
M2 at RMC	T, 4-4

1936 (5-4)

Coach: Ray Marchand

Union	W, 6-2
New Hampshire	L, 4-8
Middlebury	W, 4-2
Hamilton	W, 6-2
Boston University	L, 2-5
Williams	L, 0-4
Colgate	W, 5-2
MIT	W, 3-1
RMC	L, 2-5

1937 (5-5)

Coach: Ray Marchand

Mass. State College	W, 4-1
New Hampshire	L, 1-2
Union	W, 3-2
Colgate	L, 1-2
Hamilton	W, 5-1
Williams	L, 1-3
Boston University	L, 3-5
Middlebury	W, 3-0
MIT	W, 5-2
at RMC	L, 1-4

1938 (5-4-1)

Coach: Ray Marchand

Mass. State College	T, 3-3
MIT	L, 0-3
Williams	L, 1-3
Union	W, 3-2
Colgate	W, 2-1
Hamilton	W, 1-0
Rensselaer	W, 12-1

Boston University	L, 5-6
Cornell	W, 2-1
RMC	L, 0-1

1939 (6-4)

Coach: Ray Marchand

Middlebury	W, 3-0
Williams	L, 0-2
Union	W, 10-0
Boston University	L, 3-5
MIT	W, 4-2
New Hampshire	L, 1-2
Colgate	L, 2-3
Hamilton	W, 3-2
Cornell	W, 4-1
at RMC	W, 3-2

1940 (6-2-2)


Coach: Ray Marchand

Queen's	L, 1-9
Duquesne	W, 6-3
Boston College	T, 5-5
Lehigh	W, 5-1
Boston University	T, 2-2
Princeton	L, 1-8
Cornell	W, 4-3
Middlebury	W, 4-3
Williams	W, 4-1
Colgate	W, 3-2

1941 (4-6-1)

Coach: Ray Marchand

Lehigh	W, 6-1
Cornell	W, 8-4
Boston College	L, 2-6
Princeton	L, 2-6
Union	L, 1-2
Williams	L, 1-3
Hamilton	W, 4-3
Boston University	T, 2-2
Middlebury	W, 8-1
at Harvard	L, 2-5
Dartmouth	L, 2-6



This photo, taken in 1924, is another view of the Black Knights' home on "The Plain"

From The Beginning



Al Austin starred for the Black Knights in the late 1940s, earning three letters for head coach Len Patten.

1945 (7-2-1)

Coach: Maj. Robert Lutz

Cornell	W, 13-1
Dartmouth	L, 1-5
Yale	W, 3-2
Cornell	W, 8-4
Yale	W, 5-2
Sands Point	W, 9-5
Dartmouth	L, 1-5
Jamaica Hawks	T, 6-6
Westchester Vikings	W, 14-5
Brooklyn Torpedos	W, 5-2

1946 (7-6)

Coach: Len Patten

Westchester Vikings	W, 18-4
Lehigh	W, 17-3
Yale	L, 4-5
Dartmouth	L, 1-9
Colgate	W, 10-3
Princeton	W, 8-1
Cornell	W, 9-4
Yale	L, 1-9
Dartmouth	L, 1-11
Toronto	L, 1-8
Harvard	W, 4-3
Clinton Athletic Club	L, 6-9
Manhattan Arrows	W, 7-1

1947 (4-9-1)

Coach: Len Patten

Lehigh	W, 12-1
Princeton	L, 2-5
Cornell	W, 8-1
Hamilton	T, 2-2
Dartmouth	L, 3-6
Dartmouth	L, 3-8
Yale	L, 1-9
Clarkson	L, 3-4
Harvard	L, 1-8
Penn State	W, 12-3
Yale	L, 1-9
at Harvard	L, 3-9
Boston University	L, 5-6
Williams	W, 8-1

1948 (11-4-1)

Coach: Len Patten

J7	New Hampshire	W, 7-2
J10	Yale	W, 4-3
J14	Colgate	L, 4-6
J17	at Cornell	W, 9-0
J21	Vermont	W, 10-0
J24	Brown	W, 3-2
J30	Boston University	L, 3-4
J31	St. Lawrence	W, 2-1
F7	at Harvard	L, 1-7
F14	Lehigh	W, 12-2
F18	Massachusetts	W, 4-0
F21	Dartmouth	L, 2-5
F25	Middlebury	W, 7-2
F28	Williams	T, 2-2
M6	Clarkson	W, 3-1
M13	at Princeton	W, 5-2

NOTE: HOCKEY WAS CONVERTED TO MAJOR SPORT STATUS STARTING WITH THE 1949 SEASON.

1949 (8-7)

Coach: Len Patten

J8	Brown	W, 5-3
J12	Princeton	W, 3-1
J15	New Hampshire	W, 4-3
J19	Lehigh	W, 12-2
J22	Middlebury	W, 5-2
J29	Boston University	L, 3-4
F2	Clarkson	L, 1-4
F5	at Yale	L, 4-6
F12	Harvard	L, 0-11
F16	Colgate	L, 4-5
F19	Williams	W, 3-2
F23	Hamilton	W, 4-0
F26	at Dartmouth	L, 1-9
M12	RMC	W, 5-4
	Clarkson	L, 4-7

1950 (3-9)

Coach: Len Patten

J7	Brown	L, 3-12
J11	Yale	L, 0-8
J14	Harvard	W, 7-6 (OT)
J21	Clarkson	L, 0-5
J28	at Princeton	L, 2-7
F4	Middlebury	W, 6-5
F11	Boston University	L, 3-13
F18	Dartmouth	L, 3-9
F22	Colgate	L, 3-6
F25	Hamilton	W, 7-3
M4	Williams	L, 1-3
M11	at RMC	L, 4-6

1951 (2-10-1)

Coach: Jack Riley

Middlebury	L, 1-2
Princeton	T, 3-3
St. Lawrence	L, 2-4
Boston University	L, 0-5
Dartmouth	L, 2-7
Clarkson	L, 4-6
Yale	L, 1-8
Hamilton	L, 3-7

Brown	L, 3-9
Harvard	L, 2-10
Williams	W, 6-2
Northeastern	L, 2-11
RMC	W, 4-2

1952 (3-12)

Coach: Jack Riley

J5	at Princeton	L, 2-6
J12	Hamilton	L, 2-4
J16	Yale	L, 1-10
J19	Williams	W, 8-0
J23	Middlebury	L, 2-4
J26	Dartmouth	L, 1-3
F2	Amherst	L, 5-7
F6	Colby	W, 7-3
F9	Boston University	L, 3-6
F13	Rensselaer	L, 1-9
F16	Harvard	L, 1-9
F22	at St. Lawrence	L, 2-8
F23	at Clarkson	L, 1-7
M1	at RMC	L, 4-7
	Providence	W, 6-4

1953 (8-8)

Coach: Jack Riley

	Rhode Island	W, 5-2
	Providence	L, 2-4
J10	Amherst	W, 5-2
J14	Princeton	W, 5-4
J17	at Hamilton	W, 8-0
J21	Springfield	W, 4-2
J24	Boston University	L, 0-4
J28	Norwich	L, 2-6
J31	Clarkson	L, 1-5
F4	Middlebury	L, 0-6
F7	Massachusetts	W, 8-1
F14	MIT	W, 8-3
F18	Rensselaer	L, 2-5
F21	at Yale	L, 0-10
F28	at Dartmouth	L, 1-7
M7	RMC	W, 5-4

1942 (1-11)

Coach: Ray Marchand

Yale	L, 2-10	
Williams	L, 3-4	
Yale	L, 1-8	
Colgate	L, 3-5	
Princeton	L, 1-6	
Harvard	L, 2-6	
Cornell	L, 6-8	
Princeton	L, 4-9	
at Harvard	L, 2-3	
Dartmouth	L, 4-9	
Dartmouth	L, 2-12	
M6	RMC	W, 3-1

1943 (3-8)


Coach: Ray Marchand

Cornell	W, 8-3
Yale	L, 3-7
Princeton	L, 0-5
Colgate	L, 3-12
Dartmouth	L, 4-6
Harvard	L, 1-6
Princeton	W, 5-2
Williams	W, 4-0
at Harvard	L, 4-7
Dartmouth	L, 4-6
Yale	L, 2-7

1944 (5-4)

Coach: Lt. Col. John Hines

Yale	L, 1-6
Dartmouth	L, 4-11
Harrington Park	W, 10-3
Cornell	W, 8-1
Clarkson	W, 5-4
Yale	L, 0-4
Colgate	L, 2-3
Harrington Park	W, 8-3
Penn State	W, 18-3



Dirk Lueders won three letters for head coach Jack Riley in the mid 1950s. He was whistled for the first "official" penalty ever handed out in an Army-RMC contest in 1954.

From The Beginning



A look inside old Smith Rink circa 1940s. Army played its home games at Smith Rink from 1933-1985, compiling a 491-271-15 record.

1954 (10-7)

Coach: Jack Riley

D12	Clarkson	L, 0-12
J9	at Princeton	L, 1-7
J13	American Int'l	W, 6-4
J16	Amherst	W, 4-3
J23	Williams	W, 6-3
J27	St. Lawrence	L, 0-9
J30	Springfield	W, 6-3
F3	Yale	L, 1-6
F6	New Hampshire	W, 8-2
F10	Middlebury	L, 0-6
F12	at MIT	W, 8-3
F13	at Boston Univ.	L, 3-6
F17	Hamilton	W, 3-2
F20	Massachusetts	W, 9-5
F24	Rhode Island	W, 4-0
F27	Dartmouth	L, 2-4
M6	at RMC	W, 5-3

1955 (8-8)

Coach: Jack Riley

J8	Hamilton	W, 3-1
J12	Princeton	L, 1-6
J15	at Yale	L, 0-8
J19	Amherst	W, 10-3
J22	Springfield	W, 7-2
J26	American Int'l	W, 11-3
J29	MIT	W, 10-4
F2	New Hampshire	W, 3-1
F5	Boston Univ.	L, 4-7
F12	Middlebury	L, 4-5
F16	Williams	W, 2-0
F19	at Dartmouth	L, 4-10
F25	at Clarkson	L, 0-17
F26	at St. Lawrence	L, 1-14
M1	Lehigh	W, 11-2
M5	RMC	L, 2-3 (OT)

1956 (11-5)

Coach: Jack Riley

	Rye	W, 7-2
J7	at Princeton	L, 5-6 (OT)
J14	Amherst	W, 4-3
J18	Williams	L, 3-4
J21	Middlebury	W, 2-1 (OT)
J28	Colby	W, 6-2
F1	Yale	W, 2-1
F4	American Int'l	L, 2-6

F11	at Boston Univ.	L, 4-6
F15	New Hampshire	W, 10-2
F18	Dartmouth	W, 4-3
F22	St. Lawrence	L, 0-6
F25	at Hamilton	W, 5-1
F29	Massachusetts	W, 12-1
M3	Norwich	W, 3-0
M10	at RMC	W, 3-2

1956-57 (14-4)

Coach: Jack Riley

D15	Holy Cross	W, 13-3
J5	Tufts	L, 4-5
J9	Princeton	W, 5-2
J12	Norwich	W, 5-2
J16	Williams	W, 8-4
J18	at Middlebury	W, 6-4
J19	at Dartmouth	L, 2-9
J26	American Int'l	W, 3-2
F2	New Hampshire	W, 9-1
F6	Hamilton	W, 6-2
F9	Boston Univ.	L, 5-6 (OT)
F16	at MIT	W, 8-0
F20	Amherst	W, 10-3
F23	Boston College	L, 4-8
F27	Yale	W, 7-2
M1	at Bowdoin	W, 12-1
M2	at Colby	W, 11-3
M9	RMC	W, 7-2

1957-58 (15-4-1)

Coach: Jack Riley

D7	Tufts	W, 8-5
D14	at Princeton	W, 4-3
D18	Norwich	W, 5-2
J8	Middlebury	L, 5-9
J11	Brown	W, 5-4
J15	Holy Cross	W, 9-1
J18	at Yale	T, 4-4 (OT)
J25	American Int'l	W, 7-2
J29	Providence	W, 5-0
F1	Colby	W, 4-3
F5	Boston Univ.	L, 3-9
F8	Boston College	W, 5-4 (OT)
F12	Hamilton	W, 6-2
F15	Dartmouth	L, 2-3
F19	Northeastern	W, 6-0
F21	at Williams	W, 8-2
F22	at Amherst	W, 7-2
F26	St. Lawrence	L, 3-4

F28	New Hampshire	W, 6-1
M8	at RMC	W, 5-1

1958-59 (9-10-1)

Coach: Jack Riley

D3	Middlebury	L, 1-11
D6	MIT	W, 12-0
D13	at Brown	W, 5-2
D17	Hamilton	W, 2-1
J9	at Norwich	L, 1-6
J10	at Dartmouth	L, 3-5
J14	Yale	L, 3-5
J17	Boston Univ.	L, 1-5
J25	Providence	W, 2-1
J28	American Int'l	W, 7-1
J31	Colby	L, 4-5 (OT)
F3	Princeton	L, 1-4
F7	Boston College	L, 4-8
F11	Williams	W, 4-0
F14	Colgate	W, 14-1
F18	Amherst	W, 6-2
F21	New Hampshire	W, 3-1
F27	at Northeastern	L, 2-3
F28	at Tufts#	T, 3-3 (OT)
M7	RMC	L, 1-6
	#Cambridge, Mass.	

1959-60 (16-5-1)

Coach: Jack Riley

D4	Norwich	W, 4-3 (OT)
D5	Colgate	W, 8-0
D12	at Princeton	L, 1-3
D16	American Int'l	W, 6-2
D19	Merrimack	W, 8-4
J6	Northeastern	W, 8-3
J13	Brown	W, 5-1
J16	Boston Univ.	L, 0-7
J23	Providence	L, 2-3
J30	Dartmouth	T, 2-2 (OT)
F1	Colby	L, 1-4
F3	Amherst	W, 4-2
F6	Middlebury	W, 6-2
F10	Hamilton	W, 9-5
F13	Massachusetts	W, 6-1
F17	Williams	W, 6-4
F19	at New Hampshire	W, 8-1
F20	at Boston College	L, 3-6
F24	Penn	W, 12-2
F26	Cornell	W, 7-2
F27	Tufts	W, 6-0
M5	at RMC	W, 7-5

1960-61 (17-8)

Coach: Jack Riley

D3	Princeton	W, 6-2
D9	at Yale	W, 5-2
D10	at Brown	W, 3-2
D14	American Int'l	W, 11-1
D16	Ohio Univ.	W, 7-2
D17	Harvard	L, 1-3
D21	Penn	W, 12-0
D27	vs. Providence#	L, 2-3
D28	at Boston Univ.#	L, 3-4
D29	vs. Brown*	W, 5-2
J4	Colgate	W, 8-2
J8	Northeastern	W, 5-1
J13	Middlebury	L, 2-11
J14	Bowdoin	L, 3-4 (OT)
J18	Williams	W, 6-3
J20	New Hampshire	W, 5-0
J21	St. Nick's	W, 6-1
J28	at Dartmouth	L, 3-4
F1	Massachusetts	W, 6-1
F8	Hamilton	W, 14-0
F9	Amherst	W, 11-1
F11	Merrimack	W, 4-2

F18	Boston College	L, 2-3
F28	Providence	L, 2-7
M4	RMC	W, 7-1

#Boston Tournament (Boston, Mass.)

1961-62 (17-6-1)

Coach: Jack Riley

D9	at Princeton	L, 0-3
D13	American Int'l	W, 13-0
D15	Norwich	W, 5-4 (OT)
D16	at Harvard	L, 1-5
D20	Ohio Univ.	W, 10-0
J3	Merrimack	W, 4-2
J6	Boston Univ.	W, 4-0
J10	Massachusetts	W, 4-1
J13	St. Nick's	L, 2-5
J17	Williams	L, 2-3
J20	Penn	W, 7-0
J27	Dartmouth	W, 6-5 (OT)
J29	Western Mich.	W, 14-3
J31	Yale	W, 3-1
F3	at Colgate	L, 1-4
F7	Providence	W, 4-1
F9	at Hamilton	W, 2-0
F10	at Middlebury	T, 3-3 (OT)
F17	Boston College	W, 5-2
F23	Northeastern	W, 7-2
F24	New Hampshire	W, 5-3
F26	Swiss National Team	W, 5-4
F28	Brown	W, 5-1
M3	at RMC	W, 3-2
M6	at Harvard^	L, 1-2 (OT)

^ECAC Tournament
italic indicates exhibition game

1962-63 (17-6-2)

Coach: Jack Riley

D5	Rutgers	W, 15-0
D8	at Brown	L, 1-8
D12	American Int'l	W, 7-5
D15	Hamilton	W, 5-0
D17	Ohio Univ.	W, 6-1
D19	Harvard	T, 2-2 (OT)
J3	vs. Yale	L, 2-3 (OT)
J5	Northeastern	W, 4-2
J9	Princeton	W, 3-2
J12	at Yale	L, 2-4
J19	Penn	W, 7-1
J25	at MIT	W, 8-0
J26	at Dartmouth	W, 6-4
J30	Merrimack	W, 8-2
F2	Middlebury	W, 4-1
F6	Massachusetts	W, 9-0
F8	New Hampshire	W, 3-2 (OT)
F9	St. Nick's	W, 6-3
F13	Providence	L, 0-1
F15	at Williams	W, 5-1
F16	at Boston College	L, 2-4
F20	Colgate	T, 1-1 (OT)
F23	Boston Univ.	W, 4-3
M2	RMC	W, 9-4
M5	at Boston College^	L, 1-3

^ECAC Tournament

Coach: Jack Riley

1963-64 (20-8)

D11	American Int'l	W, 10-1
D13	Hamilton	W, 8-1
D14	Middlebury	W, 11-1
D18	Harvard	W, 5-1
D19	vs. Boston College+	L, 2-10
D20	vs. Brown+	L, 1-4
D27	at Minn-Duluth	L, 2-7
D28	at Minnesota	L, 3-6

From The Beginning

J4	at Massachusetts	W, 8-0
J11	Bowdoin	L, 6-7
J18	Dartmouth	W, 2-0
J22	Colby	W, 5-2
J25	Penn	W, 9-0
J26	New Hampshire	W, 6-1
J29	Brown	W, 6-0
F1	Yale	W, 5-1
F3	Ohio University	W, 12-1
F5	Merrimack	W, 6-1
F8	Providence	W, 5-4
F11	at Princeton	W, 4-1
F14	at Boston University	W, 3-1
F15	at Northeastern	W, 7-3
F18	Williams	W, 12-0
F20	Colgate	L, 1-4
F22	Boston College	W, 5-1
F24	St. Nick's	W, 6-4
M7	at RMC	L, 2-4
M10	St. Lawrence^	L, 2-3
+ECAC Holiday Tournament (New York, N.Y.)		
^ECAC Tournament (West Point, N.Y.)		

1964-65 (17-7)

<i>Coach: Jack Riley</i>		
D5	Princeton	W, 6-3
D9	Hamilton	W, 12-0
D11	at Middlebury	W, 5-0
D12	at Harvard	W, 5-2
D16	American Int'l	W, 8-4
D18	Ohio University	W, 10-3
D19	vs. Hamilton	W, 7-0
J2	St. Nick's	W, 2-1
J6	Massachusetts	W, 8-1
J9	at Brown	L, 3-7
J16	Penn	W, 13-0
J23	at Dartmouth	L, 1-3
J25	Providence	L, 3-4 (OT)
J30	at Yale	L, 3-4 (OT)
F6	Boston University	L, 4-5
F8	New Hampshire	W, 6-1
F10	Colgate	W, 7-3
F13	Boston College	L, 2-6
F17	Williams	W, 5-2
F19	at Bowdoin	W, 4-2
F20	at Colby	W, 6-0
F24	Merrimack	W, 2-1
F27	Northeastern	L, 3-4 (OT)
M6	RMC	W, 6-0

1965-66 (17-7-1)

<i>Coach: Jack Riley</i>		
D5	Middlebury	W, 4-0
D8	at Princeton	L, 4-9
D11	Bowdoin	W, 4-3 (OT)
D14	American Int'l	W, 9-6
D17	Ohio University	W, 10-4
D18	Rensselaer	W, 7-2
D28	at Wisconsin	W, 4-2
D29	at Wisconsin	W, 4-2
J1	St. Nick's	W, 6-2
J6	Massachusetts	W, 12-1
J8	Brown	L, 4-10
J15	Penn	W, 7-2
J22	Dartmouth	T, 1-1 (OT)
J26	Colby	W, 5-2
J29	Yale	W, 6-2
F4	at Hamilton	W, 14-3
F5	at Colgate	L, 1-7
F8	New Hampshire	W, 6-0
F12	Boston University	L, 1-2
F18	at Providence	W, 6-2
F19	at Boston College	L, 2-6
F22	at Williams	W, 7-3

F26	Northeastern	L, 2-5
M1	Merrimack	W, 3-1
M5	at RMC	L, 3-8

1966-67 (15-12)

<i>Coach: Jack Riley</i>		
D3	Middlebury	W, 5-1
D7	Princeton	W, 5-3
D10	Bowdoin	W, 9-2
D15	American Int'l	W, 6-2
D17	at Rensselaer	L, 6-7
D20	Ohio University	W, 14-0
D27	vs. Minnesota#	L, 1-12
D28	vs. North Dakota#	L, 3-7
D29	at Minn.-Duluth	L, 2-10
J1	St. Nick's	L, 4-5
J2	Wisconsin	L, 0-1
J5	Massachusetts	W, 17-2
J7	Providence	W, 5-1
J14	Penn	W, 14-0
J21	at Dartmouth	L, 4-6
J25	at Yale	L, 3-4
F1	Hamilton	W, 6-2
F4	at Brown	W, 3-1
F6	New Hampshire	L, 4-5 (OT)
F11	Colgate	W, 3-1
F13	Colby	L, 4-6
F17	at Northeastern	W, 4-2
F18	at Boston University	L, 2-12
F21	Williams	W, 9-4
F25	Boston College	L, 2-5
F28	Merrimack	W, 7-2
M4	RMC	W, 9-1
#St. Paul Tournament (St. Paul, Minn.)		

1967-68 (14-10)

<i>Coach: Jack Riley</i>		
D6	at Princeton	L, 3-8
D8	at Norwich	W, 2-1
D9	at Middlebury	W, 6-4
D12	American Int'l	L, 3-6
D14	Hamilton	W, 8-1
D16	Rensselaer	L, 4-5
J6	Providence	W, 5-3
J13	St. Nick's	W, 8-3
J20	Colgate	L, 2-3
J25	Vermont	W, 6-1
J27	Northeastern	L, 2-3 (OT)
J29	Penn	W, 10-1
F3	Brown	W, 4-2
F7	Dartmouth	L, 4-5
F9	at Massachusetts	W, 6-1
F10	at New Hampshire	L, 2-9
F14	Yale	W, 4-2
F17	Boston University	W, 5-2
F21	Williams	W, 9-2
F23	at Bowdoin	W, 5-2
F24	at Colby	L, 4-6
M2	Boston College	L, 1-7
M4	Merrimack	L, 3-5
M9	at RMC	W, 4-2

1968-69 (20-7-1)

<i>Coach: Jack Riley</i>		
D5	American Int'l	W, 7-3
D7	Middlebury	W, 9-6
D11	Princeton	W, 3-1
D14	Norwich	W, 5-2
D27	at Rensselaer+	L, 2-5
D28	vs. Waterloo+	L, 2-9
D29	vs. Ohio University	W, 9-4
J4	at Dartmouth	T, 7-7 (OT)
J11	St. Nick's	W, 5-3
J18	Bishop's	W, 10-1
J21	at Penn	W, 9-6



Tony Curran (USMA '69) stands 11th on Army's all-time scoring list with 176 career points. His 117 career assists is tied for eighth.



Gary Johnson (USMA '64) is 36th on Army's all-time scoring list with 122 career points.

J25	Northeastern	W, 5-1
J31	at Providence	L, 1-5
F1	at Brown	L, 4-6
F5	Massachusetts	W, 5-1
F8	Bowdoin	W, 7-3
F12	at Yale	W, 3-1
F14	at Hamilton	W, 8-7 (OT)
F15	at Colgate	L, 3-4
F17	Vermont	W, 3-2 (OT)
F21	at Williams	W, 11-2
F22	at Boston College	L, 3-5
F24	Connecticut	W, 10-2
M1	New Hampshire	L, 5-7
M3	Merrimack	W, 6-5
M8	RMC	W, 5-2
M22	vs. Air Force#	W, 12-4
M23	vs. Air Force#	W, 8-0
+RPI Tournament (Troy, N.Y.)		
#St. Petersburg, Fla.		

1969-70 (13-12)

<i>Coach: Jack Riley</i>		
D4	American Int'l	W, 8-2
D6	Middlebury	W, 2-1
D9	at Princeton	W, 2-0
D13	at Bowdoin	L, 0-4
D16	New Hampshire	L, 1-2
D19	vs. Harvard#	L, 3-9
D20	vs. Brown#	L, 2-9
J10	Bishop's	W, 3-2
J17	Penn	W, 2-1
J24	at Northeastern	L, 4-7
J27	Providence	L, 2-3 (OT)
J31	Brown	L, 3-5
F4	Williams	W, 3-2 (OT)
F7	St. Nick's	L, 3-4 (OT)
F10	Yale	W, 3-2 (OT)
F13	at Norwich	W, 5-4 (OT)
F14	at Vermont	W, 4-0
F17	Rensselaer	L, 2-7
F19	Hamilton	W, 3-0
F21	Colgate	W, 3-1
F23	at Connecticut	L, 2-3
F25	Dartmouth	W, 5-0
F28	Boston College	L, 0-4
M2	Merrimack	L, 4-5
M7	at RMC	W, 3-2
#ECAC Holiday Tournament (Boston, Mass.)		

1970-71 (8-14-1)

<i>Coach: Jack Riley</i>		
D4	at New Hampshire	L, 5-11
D5	at Middlebury	L, 4-5
D9	Princeton	W, 7-2
D12	Bowdoin	L, 1-2 (OT)
D18	at Sherbrooke	L, 2-5
D19	at Bishop's	L, 2-3
J9	Norwich	W, 7-3
J13	at Penn	L, 1-5
J16	St. Nick's	W, 3-0
J23	Northeastern	W, 3-2
J26	at Williams	L, 3-4 (OT)
J27	at Yale	L, 4-5 (OT)
J30	Providence	L, 0-3
F2	at Rensselaer	T, 4-4 (OT)
F6	at Brown	L, 0-5
F11	Merrimack	L, 3-5
F13	at American Int'l	W, 5-1
F15	Connecticut	W, 12-0
F20	Colgate	W, 3-1
F22	at Dartmouth	L, 3-5
F28	Boston College	L, 2-5
M2	Vermont	L, 1-4
M6	RMC	W, 6-0

1971-72 (11-14)

<i>Coach: Jack Riley</i>		
D4	Middlebury	W, 3-1
D8	at Princeton	L, 4-5 (OT)
D11	Harvard	L, 2-5
D17	College Militaire Royal	W, 8-2
D18	College Militaire Royal	L, 2-3
J8	St. Nick's	W, 6-1
J12	at Connecticut	W, 4-2
J15	American Int'l	W, 7-6
J22	Northeastern	W, 3-2 (OT)
J25	Yale	L, 5-6
J28	at Providence	L, 4-5
J29	at Colgate	L, 3-4 (OT)
F4	Williams	W, 4-2
F5	St. Anselm	L, 2-3
F8	Rensselaer	L, 3-4
F12	Brown	L, 2-3 (OT)
F18	at Norwich	W, 5-4
F19	at Vermont	L, 3-5
F23	SUNY Oswego	W, 7-3
F25	at Boston College	L, 3-6

From The Beginning

ARMY BELLEGRAND KNIGHTS

F26	at Merrimack	L, 1-3
F29	New Hampshire	L, 0-4
M3	Lake Forest	W, 8-0
M4	Lake Forest	W, 6-2
M11	at RMC	L, 4-7

1972-73 (9-17-1)

Coach: Jack Riley

D6	Ithaca	W, 8-2
D8	MacDonald	W, 10-1
D9	MacDonald	W, 9-2
D13	Princeton	W, 6-4
D15	at College Militaire Royal	L, 4-6
D16	at College Militaire Royal	W, 4-2
J6	St. Nick's	L, 4-6
J9	at Williams	L, 1-9
J13	Providence	L, 1-6
J20	St. Anselm	L, 4-6
J23	Connecticut	W, 9-1
J25	at Yale	L, 1-6
J27	New Hampshire	L, 2-7
J31	at Rensselaer	L, 3-9
F3	American Int'l	L, 7-8
F5	Vermont	L, 2-3 (OT)
F7	UMass-Lowell	L, 1-4
F10	at Brown	L, 3-4
F12	Norwich	W, 7-6 (OT)
F15	Penn	L, 4-8
F17	Colgate	L, 3-6
F19	at Northeastern	L, 3-9
F24	Boston College	L, 2-5
F27	SUNY-Oswego	W, 9-2
M2	at Lake Forest	W, 4-3
M3	at Lake Forest	L, 6-7
M10	RMC	T, 4-4

1973-74 (20-7-1)

Coach: Jack Riley

D4	Ithaca	W, 6-5 (OT)
D7	MacDonald	W, 9-2
D8	MacDonald	W, 7-4
D12	at Princeton	L, 4-13
D14	Lake Forest	W, 10-2
D15	Lake Forest	W, 9-0
D18	St. Nick's	W, 3-1
J3	Providence	L, 3-8
J5	at American Int'l	W, 8-5
J9	Holy Cross	W, 10-4
J11	College Militaire Royal	W, 10-4

J12	College Militaire Royal	W, 10-4
J19	Amherst	W, 8-3
J21	Babson	W, 6-1
J23	Yale	W, 3-2
J26	St. Anselm's	W, 7-4
J30	Salem State	L, 2-7
F1	at Connecticut	W, 7-3
F2	at Wesleyan	W, 4-1
F6	Williams	L, 4-5
F9	Brown	L, 3-5
F12	UMass-Lowell	W, 7-4
F15	at Norwich	W, 4-3
F16	at New Haven	W, 12-1
F23	Boston College	L, 4-5
F26	Merrimack	W, 5-4
M2	at RMC	T, 4-4
M3	at Vermont^	L, 1-10

1974-75 (18-11)

Coach: Jack Riley

D4	New Haven	W, 12-3
D7	UMass-Lowell	L, 3-4
D10	Elmira	W, 5-1
D13	at Amherst	L, 5-6
D14	at Massachusetts	L, 6-8
D21	vs. SUNY Oswego#	L, 4-5 (OT)
D22	at Elmira#	L, 1-6
J4	St. Nick's	W, 5-3
J8	Holy Cross	W, 6-5 (OT)
J11	Merrimack	W, 4-1
J18	St. Anselm's	W, 7-4
J21	at Yale	L, 2-9
J24	at Williams	W, 8-2
J25	at North Adams	W, 10-4
J30	Connecticut	W, 8-4
F1	Salem State	L, 2-4
F3	Babson	W, 3-2
F5	Wesleyan	W, 13-2
F7	at SUNY Oswego	W, 5-3
F8	at Ithaca	L, 1-4
F11	Princeton	L, 4-5 (OT)
F14	at College Militaire Royal	W, 16-1
F15	at College Militaire Royal	W, 6-5
F17	New England College	W, 4-2
F21	at Boston College	L, 7-9
F22	at Bridgewater State	W, 9-4
F25	Norwich	W, 7-4
M1	at Bowdoin^	L, 4-8

M8	RMC	W, 2-1
#Elmira Tournament		
^ECAC Div. II Tournament		

1975-76 (18-9-1)

Coach: Jack Riley

D3	Ithaca	W, 7-2
D6	UMass-Lowell	W, 10-6
D9	Bridgewater State	W, 14-1
D12	at Wesleyan	W, 4-1
D13	at New Haven	W, 8-5
J3	St. Nick's	W, 6-2
J7	Holy Cross	L, 3-5
J17	Williams	W, 6-3
J20	Bryant	W, 9-6
J23	Air Force	W, 3-0
J24	Air Force	L, 2-9
J28	North Adams	W, 6-2
J31	SUNY Oswego	L, 1-5
F3	Massachusetts	L, 2-6
F6	College Militaire Royal	W, 12-2
F7	College Militaire Royal	W, 10-0
F10	at Princeton	L, 3-7
F13	at Norwich	L, 2-7
F15	at Babson	W, 8-3
F18	St. Anselm's	W, 4-1
F21	Boston College	L, 4-6
F24	Salem State	W, 5-1
F27	at Connecticut	W, 11-0
F28	at Merrimack	L, 3-5
M2	New England	W, 9-2
M6	at Union^	W, 3-2
M10	at Merrimack^	L, 2-8
M13	at RMC	T, 4-4

1976-77 (22-6-1)

Coach: Jack Riley

N20	Norwich	W, 5-4 (OT)
N26	Framingham State	W, 11-5
D1	SUNY Plattsburgh	W, 11-1
D4	New England College	W, 7-2
D8	Bridgewater State	W, 10-4
D10	at Massachusetts	W, 7-2
D11	at Holy Cross	W, 6-5
D14	Wesleyan	W, 6-1
D17	Bryant	W, 11-2
J8	St. Nick's	W, 14-3
J13	Elmira	W, 10-4
J22	SUNY Oswego	W, 4-2
J26	North Adams	W, 6-4
J28	at Air Force	L, 3-6
J29	at Air Force	L, 2-6
F1	New Haven	W, 9-0
F4	at College Militaire Royal	W, 10-2
F5	at College Militaire Royal	W, 15-2
F8	Princeton	W, 6-2
F11	at Salem State	W, 4-3
F12	at St. Anselm's	L, 4-7
F16	Connecticut	W, 5-2
F19	Boston College	L, 2-4
F21	at UMass-Lowell	L, 3-5
F23	Babson	W, 5-0
F26	Merrimack	T, 4-4 (OT)
M5	American Int'l^	W, 7-6 (OT)
M9	Union^	L, 4-11
M12	RMC	W, 11-2

1977-78 (13-12-1)

Coach: Jack Riley

N19	at Norwich	L, 3-4 (OT)
N25	Framingham State	L, 8-9 (OT)
N28	Elmira	L, 4-11



George Clark (USMA '75) is third all-time in scoring (266 points) at the Academy. He was also a two-time All-East pick (1974, 1975).

N30	SUNY Plattsburgh	W, 6-5
D3	New England College	W, 7-1
D7	Massachusetts	L, 0-4
D9	at Bryant	L, 5-7
D10	at North Adams	W, 6-3
D14	at Connecticut	W, 10-6
D16	SUNY Cortland	W, 5-3
J7	St. Nick's	W, 5-4 (OT)
J21	Merrimack	W, 4-3
J28	SUNY Oswego	W, 5-2
F1	Salem State	L, 2-7
F3	College Militaire Royal	W, 11-4
F4	College Militaire Royal%	W, 1-0
F9	New Haven	T, 4-4 (OT)
F11	St. Anselm's	L, 1-5
F14	UMass-Lowell	L, 3-9
F18	at RMC	L, 6-7
F20	at SUNY Oswego	W, 8-4
F22	Babson	W, 8-4
F24	at Boston College	L, 4-7
F25	at Bridgewater State	L, 5-7
F28	Holy Cross	W, 6-3
M4	at SUNY Plattsburgh^	L, 3-6

1978-79 (7-21)

Coach: Jack Riley

N18	Norwich	L, 5-6 (OT)
N22	Princeton	L, 1-8
N25	at Union	W, 5-0
D6	Bryant	W, 6-5
D8	at Massachusetts	W, 10-5
D9	at New England College	L, 2-6
D12	Connecticut	L, 4-5 (OT)
D15	SUNY Cortland	W, 5-3
D16	Bridgewater State	L, 2-5
J3	St. Nick's	L, 3-10
J5	vs. American Int'l#	L, 3-6
J6	vs. Norwich#	L, 5-6 (OT)
J9	at Williams	L, 3-6
J20	SUNY Oswego	L, 1-4
J27	RMC	W, 12-4
J31	Salem State	L, 0-6
F2	at College Militaire Royal	L, 6-8
F3	at College Militaire Royal	L, 6-7
F9	Boston College	L, 2-6
F10	St. Anselm's	W, 6-4



Tom Glenn was sixth on the team in scoring in 1976-77 with 33 points.

From The Beginning



Mark Kapsalis (USMA '85) is the third highest scoring defenseman at Army all-time with 128 points.

F14	UMass-Lowell	L, 5-13
F16	at SUNY Plattsburgh	L, 2-5
F17	at Elmira	L, 2-13
F19	at New Haven	L, 2-5
F23	at Babson	L, 2-5
F24	at Framingham State	L, 4-8
F27	Holy Cross	L, 1-12
M1	Hamilton	W, 5-3
#Merrimack Tournament (N. Andover, Mass.)		

1979-80 (19-12-1)

Coach: Jack Riley

N10	Upsala	W, 13-4
N14	Iona	W, 10-4
N17	at Norwich	L, 7-8 (OT)
N21	at UMass-Lowell	W, 3-0
N24	Union	W, 9-2
N28	Bridgewater State	W, 4-2
N30	at SUNY Cortland	W, 8-2
D1	at SUNY Cortland	W, 7-0
D5	at Connecticut	W, 5-4 (OT)
D8	at Middlebury	T, 3-3 (OT)
D11	Williams	L, 7-8
J3	St. Nick's	W, 5-3
J5	vs. Framingham State#	W, 7-1
J6	at Holy Cross#	L, 4-10
J7	at Boston State	W, 10-3
J9	Framingham State	W, 9-1
J12	Bryant	W, 10-4
J16	UMass-Boston	W, 13-2
J19	Merrimack	L, 2-7
J23	New England	L, 8-10
J26	at RMC	L, 2-5
J29	Westfield State	L, 5-6
F1	College Militaire Royal	W, 14-1
F6	Babson	W, 4-3
F8	at Salem State	L, 2-4
F9	at St. Anselm's	W, 8-6
F15	SUNY Oswego	L, 4-10
F16	American Int'l	L, 2-4
F20	New Haven	W, 8-2
F23	Boston College	L, 3-9
F26	at Hamilton	W, 3-1
M1	SUNY Oswego^	L, 6-12
#Holy Cross Tournament (Worcester, Mass.)		
^ECAC Div. II West Playoffs		

1980-81 (21-13-1)

Coach: Jack Riley

O31	at Alaska Anchorage	W, 2-1
N1	at Alaska Anchorage	L, 6-9
N2	at Alaska Fairbanks	W, 10-2
N3	at Alaska Fairbanks	W, 12-2
N8	Upsala	W, 11-1
N11	at Westfield State	L, 4-5
N15	Norwich	L, 7-11
N19	Iona	W, 9-2
N21	vs. SUNY Cortland#	W, 5-2
N22	at SUNY Oswego#	L, 2-7
N26	at New Haven	L, 6-10
N29	at Union	T, 3-3 (OT)
D3	Connecticut	W, 7-1
D5	Middlebury	W, 5-2
D6	at Williams	L, 4-5 (OT)
J3	St. Nick's	W, 8-6
J7	at American Int'l	L, 2-6
J9	at Boston State	W, 12-4
J10	at Babson	L, 0-6
J12	St. Anselm's	W, 14-5
J14	Framingham State	W, 7-3
J17	Merrimack	W, 6-5
J21	Elmira	L, 7-8
J23	SUNY Cortland	W, 12-2
J24	SUNY Cortland	W, 11-1
J30	Hamilton	W, 4-3
J31	Salem State	L, 0-9
F4	UMass-Lowell	L, 5-9
F7	College Militaire Royal	W, 8-5
F13	Kent State	W, 7-4
F14	Kent State	W, 9-2
F21	RMC	W, 10-5
F24	Holy Cross	L, 5-7
F27	at Boston College	L, 1-5
F28	at UMass-Boston	W, 9-2
#Miller Invitational (Oswego, N.Y.)		

1981-82 (25-11)

Coach: Jack Riley

O30	Kent State	W, 9-3
O31	Kent State	W, 9-2
N7	at St. Lawrence	L, 5-7
N11	at Elmira	W, 8-3
N14	at Norwich	W, 5-2
N20	SUNY Oswego	L, 3-6
N22	Brown	L, 6-10
N24	at Yale	L, 3-12
N25	Alaska Anchorage	W, 7-2
N27	Union	W, 9-2
D1	Westfield State	W, 8-5
D4	at UMass-Boston	W, 11-1
D5	at Middlebury	W, 7-0
D8	at Connecticut	L, 4-10
D10	UMass-Boston	L, 5-7
D12	at Upsala	W, 8-0
J2	St. Nick's	W, 8-6
J4	at Boston State	W, 14-4
J6	at Holy Cross	W, 8-4
J7	at Framingham State	W, 5-3
J9	at Northeastern	L, 2-11
J16	St. Anselm's	L, 3-8
J20	Williams	W, 6-5
J22	SUNY Cortland	W, 13-6
J23	SUNY Cortland	W, 7-3
J26	at Iona	W, 13-6
J29	Bentley	W, 8-2
F3	UMass-Lowell	W, 7-5
F6	at RMC	L, 3-4
F7	at Hamilton	L, 1-7
F10	Upsala	W, 12-3
F13	College Militaire Royal	W, 10-4
F20	Boston College	L, 4-7

F22	American Int'l	W, 9-3
M5	vs. Eastern Mich.#	W, 10-5
M6	vs. Penn State#	W, 10-3
#Kent State Tournament (Kent, Ohio)		

1982-83 (25-11-1)

Coach: Jack Riley

O29	Kent State	W, 17-3
O30	Kent State	W, 10-2
N3	Elmira	W, 7-3
N6	St. Lawrence	L, 0-2
N11	at Westfield State	L, 4-5
N13	Norwich	L, 2-4
N19	at SUNY Oswego	T, 3-3 (OT)
N21	at Brown	L, 4-10
N24	at UMass-Lowell	L, 2-6
N26	at Union	L, 5-8
N30	Connecticut	W, 5-4
D3	Bowdoin	W, 8-4
D4	Middlebury	W, 5-3
D10	Upsala	W, 12-2
J3	St. Nick's	L, 2-3
J5	at Framingham State	W, 10-3
J7	Ryerson	W, 10-2
J8	Ryerson	L, 4-5
J11	Boston College	L, 2-6
J13	Colby	W, 7-6
J15	at Merrimack	L, 1-8
J19	Iona	W, 5-2
J21	at SUNY Cortland	W, 8-4
J22	at SUNY Cortland	W, 5-3
J26	Brown	W, 3-2
J27	Hamilton	W, 6-4
J29	Northeastern	W, 6-5
F2	at Williams	W, 10-2
F5	at College Militaire Royal	W, 10-3
F8	Bentley	W, 6-3
F12	at St. Anselm's	W, 6-4
F16	at American Int'l	W, 8-3
F19	RMC	L, 2-3
F21	at Upsala	W, 8-2
F23	Holy Cross	W, 2-1
F25	vs. Iowa State#	W, 10-3
F26	vs. Lake Forest#	W, 5-4
#Kent State Tournament (Kent, Ohio)		

1983-84 (28-5-1)

Coach: Jack Riley

O28	Brock	W, 6-3
-----	-------	--------

O29	Brock	W, 7-4
N2	at Elmira	T, 3-3 (OT)
N5	at St. Lawrence	L, 6-9
N10	Westfield State	W, 13-3
N13	at Norwich	L, 2-5
N18	SUNY Oswego	W, 7-3
N21	Brown	W, 6-1
N25	Union	W, 5-4
N30	Framingham State	W, 9-1
D2	at Colby	W, 5-2
D3	at Bowdoin	L, 2-3
D9	Upsala	W, 10-1
D10	SUNY Cortland	W, 11-1
J1	SUNY Geneseo	W, 4-0
J4	at Holy Cross	W, 5-2
J6	Waterloo	W, 7-5
J7	Waterloo	W, 7-4
J12	Trinity	W, 5-1
J14	Merrimack	W, 6-2
J17	at Iona	W, 5-1
J24	Williams	W, 6-2
J27	Buffalo	W, 12-3
J28	Buffalo	W, 9-5
F1	UMass-Boston	W, 11-2
F4	St. Anselm's	W, 7-2
F8	at Upsala	W, 15-1
F11	College Militaire Royal	W, 12-2
F16	American Int'l	W, 16-3
F18	at RMC	L, 5-8
F20	at Hamilton	W, 4-2
F24	at Boston College	L, 1-9
F26	at Middlebury	W, 7-4
M3	UMass-Lowell	W, 5-3

1984-85 (17-13)

Coach: Jack Riley

O26	Ryerson	W, 9-3
O27	Ryerson	W, 13-5
N3	at UMass-Lowell	L, 4-6
N8	Iona	W, 7-3
N10	Norwich	W, 5-2
N13	at Union	W, 5-3
N17	at Colgate	L, 2-9
N18	at Cornell	L, 4-6
N23	Harvard	L, 4-5
N24	Dartmouth	L, 3-4 (OT)
N27	Princeton	L, 1-4
D1	Middlebury	W, 3-2 (OT)
D7	at Rensselaer	L, 0-8
D8	at Vermont	L, 3-4 (OT)
J4	Clarkson	L, 3-5
J5	St. Lawrence	L, 4-5



Jim Knowlton (USMA '82) finished fourth on Army's all-time scoring list with 262 career points. Today, he is a Colonel in the Army and interim athletic director of the athletic department at West Point.

From The Beginning



Corey Averill (USMA '90) was a four-year letterwinner for the Black Knights in the late 1980s. He finished his career with a 4.22 goals-against average.

1986-87 (9-19-1)

Coach: Rob Riley

O31	St. Anselm's	W, 6-2
N7	Norwich	W, 4-2
N14	at Cornell*	W, 6-5
N15	at Colgate*	L, 2-4
N21	Dartmouth*	W, 4-3
N22	Harvard*	L, 3-6
N29	at Princeton*	L, 1-2 (OT)
N30	Princeton*	L, 3-4 (OT)
D5	at Vermont*	L, 0-7
D6	at Rensselaer*	W, 4-3
J2	St. Lawrence*	L, 2-11
J3	Clarkson*	W, 6-3
J9	at Yale*	L, 0-3
J10	at Brown*	L, 3-4 (OT)
J14	Holy Cross	T, 3-3 (OT)
J16	at Notre Dame	L, 4-6
J17	at Notre Dame	W, 4-2
J24	RMC	L, 3-4
J27	at Williams	L, 1-2
J30	Colgate*	W, 2-0
J31	Cornell*	L, 0-6
F6	at Harvard*	L, 5-7
F7	at Dartmouth*	L, 2-3
F13	Rensselaer*	L, 2-8
F14	Vermont*	L, 1-3
F20	at Clarkson*	L, 4-7
F21	at St. Lawrence*	L, 3-8
F27	Brown*	L, 5-7
F28	Yale*	W, 6-5 (OT)

*ECAC game

1987-88 (9-19-2)

Coach: Rob Riley

O30	American Int'l	W, 6-4
N6	vs. Holy Cross#	W, 6-2
N7	at SUNY Plattsburgh#	W, 4-3 (OT)
N13	Cornell*	L, 2-6
N14	Colgate*	L, 0-3
N20	at Dartmouth*	W, 3-2
N21	at Harvard*	L, 2-6
N27	Princeton*	L, 3-4
N28	at Princeton*	L, 3-7
D4	Vermont*	T, 3-3 (OT)
D5	Rensselaer*	L, 2-8
D11	Iona	W, 8-2
J2	at St. Lawrence*	L, 1-10
J3	at Clarkson*	L, 4-9
J8	Yale*	L, 0-6
J9	Brown*	T, 2-2 (OT)
J15	Notre Dame	L, 1-6
J16	Notre Dame	L, 4-8
J23	at RMC	W, 4-3
J26	Williams	W, 5-4
J29	at Colgate*	L, 1-5
J30	at Cornell*	L, 3-8
F5	Harvard*	L, 1-5
F6	Dartmouth*	L, 3-4
F12	at Rensselaer*	L, 2-10
F13	at Vermont*	L, 4-5
F19	St. Lawrence*	L, 5-6
F20	Clarkson*	L, 1-3
F26	at Brown*	W, 6-4
F27	at Yale*	W, 8-3

*ECAC game
#Cardinal Classic (Plattsburgh, N.Y.)

1988-89 (13-16-1)

Coach: Rob Riley

O29	Holy Cross	W, 4-1
N4	UMass-Lowell	W, 5-3
N11	at Colgate*	L, 2-6
N12	at Cornell*	L, 3-5

N18	Harvard*	L, 1-6
N19	Dartmouth*	T, 2-2 (OT)
N25	at Princeton*	L, 6-7 (OT)
N26	Princeton*	W, 4-3
D2	at Rensselaer*	L, 4-6
D3	at Vermont*	L, 1-8
D9	Iona	W, 4-1
J2	Notre Dame	W, 3-2
J3	Notre Dame	L, 2-5
J6	Clarkson*	L, 3-9
J7	St. Lawrence*	L, 1-5
J13	at Yale*	L, 1-3
J15	at Brown*	W, 3-2
J21	RMC	W, 3-2 (OT)
J27	Cornell*	W, 4-3
J28	Colgate*	L, 1-9
J31	at Williams	W, 4-3
F3	at Dartmouth*	L, 1-3
F4	at Harvard*	L, 1-11
F10	Vermont*	L, 4-5
F11	Rensselaer*	W, 4-3
F17	at St. Lawrence*	L, 3-4
F18	at Clarkson*	L, 1-4
F21	Villanova	W, 6-0
F24	Yale*	W, 5-2
F25	Brown*	W, 7-2

*ECAC game

1989-90 (10-16-4)

Coach: Rob Riley

O27	Air Force	W, 4-2
O28	Air Force	W, 4-0
N10	Colgate*	L, 0-2
N11	Cornell*	W, 5-2
N17	at Harvard*	W, 4-3
N18	at Dartmouth*	L, 2-3
N25	Iona	W, 4-3
N28	at Princeton*	L, 3-5
D1	Rensselaer*	W, 5-3
D2	Vermont*	T, 4-4 (OT)
D8	at Clarkson*	L, 2-9
D9	at St. Lawrence*	L, 3-7
J2	at UMass-Lowell	L, 4-5
J5	Brown*	L, 2-3
J6	Yale*	L, 2-7
J12	at Cornell*	L, 2-5
J13	at Colgate*	T, 2-2 (OT)
J16	Princeton*	L, 2-3
J20	at RMC	T, 3-3 (OT)
J26	at Notre Dame	W, 7-4
J27	at Notre Dame	W, 5-2
J30	Williams	W, 4-3
F2	Dartmouth*	T, 2-2 (OT)
F3	Harvard*	L, 2-5
F9	at Vermont*	W, 3-0
F10	at Rensselaer*	L, 2-6
F16	St. Lawrence*	L, 3-5
F17	Clarkson*	L, 1-4
F23	at Yale*	L, 5-6
F24	at Brown*	L, 3-6

*ECAC game

1990-91 (8-18-3)

Coach: Rob Riley

O26	at Air Force	L, 2-5
O27	at Air Force	T, 3-3 (OT)
N9	at Cornell*	L, 0-5
N10	at Colgate*	T, 3-3 (OT)
N16	Dartmouth*	W, 6-3
N17	Harvard*	L, 2-5
N20	Villanova	W, 12-2
N24	Holy Cross	W, 7-2
N27	Princeton*	L, 3-6
N30	at Vermont*	L, 3-5
D1	at Rensselaer*	L, 3-5
D7	St. Lawrence*	T, 2-2 (OT)

D8	Clarkson*	L, 1-3
D30	Notre Dame	W, 4-2
J4	at Brown*	L, 3-5
J5	at Yale*	L, 2-4
J11	Colgate*	L, 2-5
J12	Cornell*	L, 3-5
J15	at Princeton*	L, 3-6
J19	Iona	W, 9-0
J26	RMC	W, 11-1
F1	at Harvard*	L, 2-12
F2	at Dartmouth*	W, 4-3 (OT)
F8	Rensselaer*	L, 4-7
F9	Vermont*	L, 1-3
F15	at Clarkson*	L, 1-7
F16	at St. Lawrence*	L, 3-6
F22	Brown*	W, 3-2 (OT)
F23	Yale*	L, 2-4

*ECAC game

1991-92 (13-17-1)

Coach: Rob Riley

O25	Queen's	W, 5-2
O26	Queen's	W, 7-6 (OT)
N1	at Providence+	L, 1-7
N2	vs. Elmira+	L, 5-6 (OT)
N8	American Int'l	W, 6-2
N9	Merrimack	L, 6-9
N15	Alaska Fairbanks%	W, 1-0
N16	Alaska Fairbanks%	W, 1-0
N23	Iona	W, 11-0
N26	Villanova	W, 12-5
N29	at Boston College	L, 1-4
N30	at Boston University	L, 2-3
D3	Scranton	W, 11-2
D6	at Merrimack	L, 2-3
D27	vs. Clarkson^	L, 1-11
D28	vs. Colgate^	L, 3-10
J3	at Maine#	L, 5-15
J4	vs. Concordia#	L, 1-3
J10	UMass-Boston	L, 3-4
J11	Salem State	W, 7-4
J17	at Notre Dame	L, 3-5
J18	at Notre Dame	L, 4-5
J25	at RMC	W, 3-2
J31	Alabama-Huntsville	L, 5-6 (OT)
F1	Alabama-Huntsville	W, 6-2
F7	Air Force	L, 3-7
F8	Air Force	W, 5-4
F21	Connecticut	T, 4-4 (OT)
F22	New England	W, 7-4
F28	Kent State	L, 1-4
F29	Kent State	L, 2-4

+USAir Classic (Providence, R.I.)
^Syracuse Invitational (Syracuse, N.Y.)
#Maine Dexter Classic (Orono, Maine)
%Won by forfeit

1992-93 (16-11-1)

Coach: Rob Riley

O24	Boston College	L, 2-6
O30	Ryerson	W, 5-1
O31	Ryerson	W, 9-2
N7	at Union	W, 6-5
N13	Brock	W, 8-4
N14	Brock	W, 4-1
N21	UMass-Boston	L, 2-3
N28	vs. Connecticut#	L, 2-4
N29	vs. Canisius#	W, 4-0
D4	at Villanova	W, 7-0
D29	at Denver+	L, 3-4
D30	vs. Air Force+	W, 5-3
J2	Boston University	L, 1-8
J9	at Salem State	L, 2-3
J15	SUNY Plattsburgh	W, 5-3

J11	at Brown	L, 3-6
J12	at Yale	L, 2-4
J19	Buffalo	W, 15-2
J20	Buffalo	W, 6-3
J23	Babson	W, 3-2
J26	Hamilton	W, 9-3
J29	at Williams	W, 7-2
F2	St. Anselm's	W, 4-3
F6	Trinity	W, 6-4
F9	RMC	W, 6-4
F14	at American Int'l	W, 6-5
F16	Merrimack	W, 2-1
F23	at Babson	L, 3-5
F26	Holy Cross	W, 8-3

1985-86 (18-11-1)

Coach: Jack Riley

O25	Ryerson	W, 5-0
O26	Ryerson	W, 7-2
N1	Elmira	L, 2-6
N9	at St. Anselm's	T, 3-3 (OT)
N10	at Norwich	W, 7-6 (OT)
N15	Colgate	W, 7-6
N16	Cornell	L, 3-4
N22	at Harvard	L, 4-6
N23	at Dartmouth	L, 5-6 (OT)
D6	Rensselaer	L, 3-6
D8	Vermont	L, 0-1
D10	at Princeton	L, 2-6
J3	at Clarkson	L, 4-7
J4	at St. Lawrence%	W, 1-0
J10	Brown	L, 3-4
J11	Yale	L, 1-5
J17	at Hamilton	W, 5-4
J18	at Holy Cross	W, 3-1
J25	at RMC	W, 9-7
J28	Williams	W, 9-3
J31	Iona	W, 10-0
F5	Trinity	W, 6-2
F7	Notre Dame	W, 7-5
F8	Notre Dame	W, 6-3
F12	American Int'l	W, 11-2
F17	at Middlebury	W, 7-0
F23	Babson	L, 2-5
F25	SUNY Plattsburgh	W, 6-5 (OT)
F28	Kent State	W, 8-3
M1	Kent State	W, 8-3

%Won by forfeit

From The Beginning

J16	Fairfield	W, 9-0
J19	Connecticut	T, 3-3 (OT)
J22	Scranton	W, 10-0
J23	Iona	W, 8-2
J29	at Air Force	L, 2-5
J30	at Air Force	L, 1-4
F6	RMC	W, 6-2
F12	at Alabama-Huntsville	L, 3-7
F13	at Alabama-Huntsville	L, 2-4
F19	New England College	W, 5-3
F20	American Int'l	L, 4-6
F26	St. Bonaventure	W, 4-1
F27	St. Bonaventure	W, 11-2
#Holy Cross Tournamnet (Worcester, Mass.)		
+Denver Cup, (Denver, Colo.)		

1993-94 (14-16)


Coach: Rob Riley

O16	at Providence	L, 3-7
O22	Ryerson	W, 8-3
O23	Ryerson	W, 6-2
O30	Rensselaer	L, 2-9
O31	at Merrimack	L, 5-6
N6	Union	L, 3-7
N12	Concordia	W, 4-3
N19	at Kent State	L, 2-3
N20	at Kent State	L, 2-4
N23	Villanova	W, 8-2
N28	at Boston College	L, 0-9
D4	Bentley	W, 7-1
D5	at Scranton	W, 8-1
D7	Connecticut	L, 5-6 (OT)
D29	vs. UMass-Lowell#	L, 2-6
D30	vs. Mt. Allison#	W, 3-2
J7	North Adams	W, 4-3
J9	at UMass-Lowell	L, 1-7
J14	Colgate	L, 0-6
J15	Iona	W, 8-1
J21	Air Force	L, 3-7
J22	Air Force	W, 6-4
J29	Massachusetts	L, 3-4
F4	Fairfield	W, 11-2
F5	Holy Cross	W, 4-2
F12	at RMC	W, 6-0
F18	at Alaska Fairbanks	L, 0-5
F19	at Alaska Fairbanks	L, 3-4
F25	Canisius	L, 2-3
F26	Canisius	W, 4-2
#RPI Tournament (Troy, N.Y.)		

1994-95 (20-13-1)

Coach: Rob Riley

O15	College Militaire Royal	W, 7-0
O16	College Militaire Royal	W, 7-0
O21	Providence	L, 3-6
O22	Boston College	L, 3-9
O28	Mt. Allison	W, 3-1
O29	Mt. Allison	W, 5-3
N4	at Union	L, 3-4
N5	at Rensselaer	W, 5-2
N15	Scranton	W, 12-1
N18	at Canisius	L, 2-5
N19	at Canisius	W, 4-3
N22	Tufts	W, 10-1
N26	at Colgate	L, 3-8
D2	Hobart	L, 3-5
D3	at Villanova	W, 4-0
D6	Connecticut	W, 4-2
D30	Torped Yaroslavl	L, 0-2
J6	Merrimack	L, 2-5
J7	Williams	W, 3-1
J13	UMass-Lowell	L, 3-7
J15	at Cornell	L, 2-8



Dan Hinote (left) and former linemate at Army, Ian Winer (right), celebrate with the Stanley Cup after Hinote and the Colorado Avalanche defeated the New Jersey Devils in the Stanley Cup Finals in 2001.

J17	North Adams	W, 9-0
J20	Iona	W, 9-0
J21	SUNY Brockport	W, 10-2
J24	at Massachusetts	L, 2-3
J27	Bentley	W, 6-2
J28	Elmira	T, 5-5 (OT)
F2	at Fairfield	W, 6-0
F4	at Holy Cross	L, 2-3 (OT)
F7	at Iona	W, 5-0
F11	RMC	W, 6-1
F17	at Air Force	L, 2-5
F18	at Air Force	L, 6-9
F21	Connecticut College	W, 5-2
F25	Fairfield	W, 12-3
<i>italic indicates exhibition game</i>		

1995-96 (24-9-1)

Coach: Rob Riley

O27	Massachusetts	L, 3-6
N3	Rensselaer	W, 6-4
N4	Union	T, 0-0 (OT)
N10	Canisius	W, 5-4
N11	St. Michael's	W, 8-0
N17	Framingham State	W, 6-1
N18	Framingham State	W, 6-0
N24	vs. Holy Cross#	W, 6-1
N25	at SUNY Plattsburgh#	W, 4-3
D1	Hobart	W, 6-2
D2	at Fairfield	W, 6-1
D5	Villanova	W, 9-0
D8	at Princeton	L, 0-4
D9	Bentley	W, 5-2
J2	at Northeastern	L, 2-3
J6	vs. Babson+	L, 2-3
J7	vs. SUNY Brockport+	W, 5-4
J12	Cornell	W, 4-1
J13	Colgate	L, 3-4
J20	SUNY Brockport	W, 4-1
J21	at Yale	W, 2-0
J23	Nichols	W, 4-1
J26	at Notre Dame	L, 3-7
J27	at Notre Dame	L, 2-4
J30	Quinnipiac	W, 10-2
F2	Fairfield	W, 11-0
F3	Sacred Heart	W, 7-0
F6	Iona	W, 8-1
F10	at RMC	W, 2-0

F16	Air Force	W, 3-1
F17	Air Force	W, 7-0
F20	Scranton	W, 10-0
F23	at UMass-Lowell	L, 3-12
F24	at Merrimack	L, 2-9
#Cardinal Classic (Plattsburgh, N.Y.)		
+SNET Classic (Simsbury, Conn.)		

1996-97 (19-13-2)

Coach: Rob Riley

O11	at Minn.-Duluth	W, 6-4
O12	at Minn.-Duluth	L, 0-3
O18	at Providence	L, 2-7
O22	Polish Nat'l Team	W, 4-3 (OT)
O25	Mt. Allison	W, 5-4 (OT)
O26	Mt. Allison	W, 5-2
N1	at Dartmouth	L, 0-3
N2	at Rensselaer	L, 2-6
N8	Minn.-Mankato	L, 4-6
N9	Minn.-Mankato	W, 5-3
N15	St. Michael's	W, 8-0
N16	UMass-Lowell	L, 3-4
N22	at Massachusetts	L, 0-8
N30	vs. Bowdoin+	W, 4-3 (OT)
D1	at Williams+	W, 5-4
D3	Villanova	W, 9-0
D6	Princeton	T, 4-4 (OT)
D7	at Fairfield	W, 8-1
J3	Merrimack	L, 1-5
J10	at Colgate	L, 5-6 (OT)
J11	at Cornell	T, 1-1 (OT)
J17	Iona	W, 13-3
J18	SUNY Brockport	W, 6-4
J21	Holy Cross	W, 6-3
J24	SUNY Cortland	W, 8-0
J25	Yale	L, 3-4
J31	at Canisius	W, 7-4
F1	at Union	L, 1-8
F8	RMC	W, 7-3
F14	Fairfield	W, 11-2
F15	Northeastern	W, 2-1
F21	Quinnipiac	W, 6-1
F22	Sacred Heart	L, 3-4 (OT)
F28	at Air Force	W, 6-3
M1	at Air Force	L, 2-5

+Williams Tournament
(Williamstown, Mass.)

1997-98 (18-15-1)

Coach: Rob Riley

O17	Findlay	W, 11-3
O18	Findlay	W, 3-2
O25	Colgate	L, 3-4 (OT)
O31	Dartmouth	L, 1-7
N1	Rensselaer	L, 1-4
N5	at UMass-Lowell	L, 1-2 (OT)
N14	Providence	L, 4-5
N15	St. Michael's	W, 4-2
N21	Nebraska-Omaha	W, 2-1
N22	Nebraska-Omaha	W, 4-1
N25	at Princeton	L, 3-9
N28	vs. St. Anselm's#	W, 5-3
N29	at New England#	W, 9-3
D6	at Merrimack	L, 3-4
D29	at Rensselaer+	L, 0-4
D30	vs. Yale+	L, 2-3
J3	Massachusetts	W, 5-0
J10	at Villanova	W, 9-1
J13	Connecticut	W, 10-2
J17	at Minn.-Mankato	L, 2-3
J18	at Minn.-Mankato	L, 2-7
J23	Union	L, 3-6
J24	at Yale	L, 1-5
J27	at Connecticut College	W, 2-1
J30	Iona	W, 8-1
J31	Scranton	W, 11-0
F7	at RMC	T, 2-2 (OT)
F13	at Northeastern	W, 6-5
F14	Fairfield	W, 11-2
F17	Nichols	W, 10-0
N20	Quinnipiac	W, 8-4
F21	at Sacred Heart	W, 5-2
F27	Air Force	L, 2-3
F28	Air Force	L, 3-5
#PAL Tournament (Manchester, N.H.)		
+Rensselaer Tournament (Troy, N.Y.)		

1998-99 (16-16-3)

Coach: Rob Riley

O23	Alabama-Huntsville	L, 2-3 (OT)
O24	Alabama-Huntsville	W, 2-1
O30	at Colgate	L, 3-4
O31	at Rensselaer	L, 1-7
N6	at Nebraska-Omaha	W, 6-5 (OT)
N7	at Nebraska-Omaha	W, 2-1
N13	Merrimack	L, 3-5
N14	UMass-Lowell	L, 3-4
N20	SUNY Cortland	W, 10-1
N24	at Connecticut	L, 2-4
N27	Holy Cross	W, 6-1
N28	Northeastern	L, 1-5
D1	Sacred Heart	W, 6-3
D8	Fairfield	W, 9-1
J2	vs. UMass-Lowell#	L, 1-6
J3	vs. Air Force#	L, 1-2
J8	St. Michael's	W, 7-2
J9	SUNY Geneseo	T, 4-4 (OT)
J12	Quinnipiac	L, 2-3
J15	SUNY Brockport	W, 5-4 (OT)
J16	SUNY Brockport	W, 5-2
J19	at Sacred Heart	W, 2-1
J22	at Union	L, 0-2
J23	Yale	L, 1-5
J26	Princeton	L, 1-4
J29	Nichols	W, 14-1
J30	at Scranton	W, 7-0
F6	RMC	W, 3-1
F12	at Providence	L, 2-6
F14	Assumption	W, 4-1

From The Beginning

F16	Iona	T, 5-5 (OT)
F19	at Massachusetts	L, 0-2
F20	Bentley	W, 7-1
F22	at Air Force	L, 3-4
F28	at Air Force	T, 3-3 (OT)
#Silverado Shootout (Duluth, Minn.)		

1999-2000 (18-15-1)

Coach: Rob Riley

O15	at Bemidji State*	L, 2-5
O16	at Bemidji State*	L, 0-3
O22	vs. Fairfield^\$	T, 2-2 (OT)
O23	vs. Iona^	L, 0-3
O29	Massachusetts	L, 0-1 (OT)
O30	American Int'l	L, 2-3
N6	Bentley	W, 6-2
N12	Manhattanville	W, 6-1
N13	Connecticut	W, 6-3
N16	at Sacred Heart	L, 1-2
N19	Union	L, 1-7
N20	Iona	W, 4-2
N26	at Holy Cross	W, 3-1
N27	Rensselaer	L, 2-5
N30	at Fairfield	W, 2-0
D3	Assumption	W, 9-0
D7	Fairfield	W, 6-2
J7	at Alabama-Huntsville*	L, 1-2
J8	at Alabama-Huntsville*	L, 1-5
J14	Providence	T, 4-4 (OT)
J15	Colgate	L, 2-5
J21	at Yale	L, 1-5
J22	at Iona	W, 5-3
J28	Scranton	W, 10-1
F1	Sacred Heart	W, 4-1
F4	Niagara*	L, 1-4
F5	Niagara*	L, 2-5
F12	at RMC	L, 0-3
F25	Findlay*	L, 2-4
F26	Findlay*	W, 10-6
M3	Air Force*	L, 2-4
M4	Air Force*	L, 0-3

2000-01 (14-20-1)

Coach: Rob Riley

O13	Seneca	W, 6-3
O20	at Iona*	L, 3-6



Garrett Brougham (USMA '01) won three letters while at the Academy in the late 1990s.

O22	at Union	L, 1-4
O27	at Quinnipiac*	L, 1-4
O28	at Rensselaer	L, 0-3
N10	at Bentley*	W, 5-2
N11	at Holy Cross*	L, 2-3
N17	Bentley*	W, 9-2
N19	UMass-Lowell	L, 0-7
N21	Fairfield*	W, 2-1
N25	Connecticut*	L, 2-3
N26	Holy Cross*	W, 3-2
D2	at Canisius*	L, 2-5
D9	Mercyhurst*	L, 1-2
D31	Queen's	T, 3-3 (OT)
J5	Mercyhurst*	L, 1-8
J6	at Sacred Heart*	L, 0-4
J14	at Connecticut*	L, 5-7
J19	American Int'l*	W, 6-5
J20	at American Int'l*	L, 4-5
J23	Quinnipiac*	W, 2-1 (OT)
J26	Canisius*	W, 4-3
J27	Sacred Heart*	L, 2-5
F2	at Bentley*	L, 4-7
F3	Iona*	W, 6-5
F10	RMC	W, 7-1
F13	at Holy Cross*	W, 4-3
F16	Sacred Heart*	W, 4-1
F17	Fairfield*	L, 1-4
F21	at Fairfield*	W, 6-2
F23	at Canisius*	L, 4-8
F24	at Mercyhurst*	L, 1-3
M2	at Air Force	W, 5-2
M3	at Air Force	L, 3-4
M10	at Quinnipiac^	L, 3-4 (OT)
*MAAC game ^MAAC Tournament		

2001-02 (11-18-6)

Coach: Rob Riley

O12	Seneca	W, 5-1
O13	Seneca	W, 2-0
O19	at Niagara	L, 4-5 (OT)
O20	at Niagara	L, 2-4
O26	Quinnipiac*	L, 2-5
N2	at Iona*	L, 2-4
N3	American Int'l*	W, 7-2
N9	at Mercyhurst*	L, 2-3 (OT)
N10	at Mercyhurst*	L, 2-5
N16	Sacred Heart*	L, 2-4
N17	at Sacred Heart*	L, 0-1
N23	at Connecticut*	T, 2-2 (OT)
N24	at UMass-Lowell*	L, 0-4
N30	Bentley*	W, 9-2
D1	at Bentley*	T, 3-3 (OT)



Andy Lundbohm (USMA '99) won the Army Athletic Association's most prestigious award as the top male athlete in the senior class.

D7	Air Force	L, 2-4
D8	Air Force	L, 4-5
J4	Connecticut*	T, 3-3 (OT)
J5	Connecticut*	T, 4-4 (OT)
J11	at Holy Cross*	L, 2-5
J12	Holy Cross*	T, 4-4 (OT)
J18	at Quinnipiac*	L, 2-4
J19	Quinnipiac*	W, 4-2
J25	at American Int'l*	W, 4-3
J26	American Int'l*	W, 5-1
F1	at Canisius*	L, 1-4
F2	at Canisius*	L, 3-4 (OT)
F9	at RMC	L, 2-3 (OT)
F15	Fairfield*	W, 7-4
F16	at Fairfield*	W, 3-2
F22	at Iona*	W, 6-5 (OT)
F23	Iona*	L, 2-5
M1	Mercyhurst*	W, 3-2
M2	Canisius*	T, 3-3 (OT)
M9	at Mercyhurst^	L, 1-2

*MAAC game
^MAAC Tournament

2002-03 (18-16)

Coach: Rob Riley

O18	Seneca	W, 4-3
O25	Holy Cross*	L, 1-4
O26	Rensselaer	L, 0-3
N1	at Iona*	W, 3-0
N2	Iona*	W, 3-1
N5	at Quinnipiac*	L, 2-4
N8	at Sacred Heart*	L, 1-3
N9	Bentley*	L, 2-4
N15	at Mercyhurst*	L, 3-5
N16	at Canisius*	L, 2-3
N22	Quinnipiac*	W, 3-1
N23	St. Clair	W, 8-1
N30	at Vermont	L, 4-8
D6	at Connecticut*	L, 0-3
D7	at Fairfield*	W, 3-1
J3	at American Int'l*	W, 4-2
J4	American Int'l*	W, 4-2
J10	Bentley*	L, 3-4 (OT)
J11	at Bentley*	L, 1-5
J18	at Air Force	W, 2-1
J19	at Air Force	W, 2-1
J24	Connecticut*	L, 4-6
J31	Holy Cross*	W, 4-0
F1	at Holy Cross*	W, 3-1
F8	RMC	W, 4-0
F14	at Fairfield*	L, 2-4
F15	Fairfield*	W, 4-2
F21	Canisius*	W, 3-1
F22	Mercyhurst*	W, 6-3
F28	at Sacred Heart*	L, 0-2
M1	Sacred Heart*	W, 2-1 (OT)
M9	at Quinnipiac*	L, 0-7
M15	at Holy Cross^	L, 2-3
*MAAC game ^MAAC Tournament		

2003-04 (12-18-3)

Coach: Rob Riley

O10	Ryerson	W, 3-1
O11	Ryerson	W, 9-2
O18	American Int'l*	W, 2-1
O24	at Bentley*	W, 3-1
O25	at Rensselaer	L, 0-6
N1	at Bentley*	T, 2-2 (OT)
N7	at Mercyhurst*	L, 2-7
N8	at Canisius*	W, 3-2
N14	Sacred Heart*	L, 1-4
N15	at Sacred Heart*	L, 1-5
N21	Quinnipiac*	T, 2-2 (OT)
N23	at American Int'l*	L, 1-4
D5	at Holy Cross*	L, 1-3



Joe Carpenter (USMA '02) is the last Black Knight to register a natural hat trick in a game (three goals in one period).

D6	at Holy Cross*	L, 0-3
J3	St. Clair	W, 3-1
J9	American Int'l*	W, 5-2
J10	at American Int'l*T, 2-2 (OT)	
J16	Air Force	W, 4-3
J17	Air Force	L, 0-3
J23	Quinnipiac*	L, 0-2
J24	at Quinnipiac*	L, 0-3
J30	Canisius*	W, 4-3
J31	Canisius*	W, 5-1
F7	at RMC	W, 3-2
F13	Mercyhurst*	L, 2-5
F14	Mercyhurst*	L, 3-6
F20	at Connecticut*	L, 2-3
F22	Holy Cross*	L, 2-5
F27	at Connecticut*	W, 5-2
F28	Sacred Heart*	L, 2-3
M5	Bentley*	L, 1-5
M6	Connecticut*	L, 6-9
M12	American Int'l^	L, 3-4
*AHA game ^AHA Tournament		

Army Letterwinners

Players currently on the Army roster are highlighted in **Bold**
 Non-graduates in *Italics*
 Players listed with the year in which they graduated.
 Non-Graduates listed by class with which they entered West Point.
 Name (Pos.: Goals-Assists-Points), Academic Years Lettered, Grad Class
 Substitute Goals-Against Average and Save Percentage for goalies.

Adimey, Ahlbrecht, Aiken ...

- Adimey, Ronald R. (G; 3.96; .861), 91-92, 92-93, 93-94 1995
- Ahlbrecht, John A. (F; 57-78-135), 66-67, 67-68-68-69 1969
- Aiken, John J.* 52-53 1954
- Alissi, John J.* (F; 7-16-23), 89-90, 90-91 1993
- Allard, Donald (F; 7-16-23), 76-77, 77-78, 78-79 1981
- Allen, Robert J. (D; 3-9-12), 83-84 1987
- Anderson, Norman L. (F; 4-7-11), 63-64 1964
- Anderson, Parker T. (D; 19-42-61), 64-65, 65-66, 66-67 1967
- Anderson, Peter G.* (F; 11-13-24), 69-70 1972
- Anderson, Reuben L. 45-46, 46-47 1948
- Andros, David T.** (F; 2-4-6) 2001-02, 02-03 2005
- Asbury, Larry K. (F; 27-50-77), 55-56, 56-57, 57-58 1958
- Austin, Albert M. 46-47, 47-48, 48-49 1949
- Avard, John J. (D; 3-22-25), 64-65, 65-66 1967
- Averill, Corey (G; 4.22; .848) 86-87, 87-88, 88-89, 89-90 1990
- Avis, Frederick P.* (F; 11-14-25), 59-60 1962

Backus, Barko, Barrett ...

- Backus, Kevin M. (D; 7-30-37), 89-90, 90-91, 91-92, 92-93 1993
- Barko, James S. 34-35, 35-36, 36-37 1937
- Barrett, Gordon W. 42-43 June 1943
- Barry, Bartholomew D (F; 61-88-149), 62-63, 63-64, 64-65 1965
- Battis, Warren B. (F; 11-38-49), 60-61, 61-62, 62-63 1963
- Beamer, Seth P.** (F; 13-21-34), 2002-03, 03-04 2006
- Beiser, George R. 51-52 1952
- Bell, William III, 43-44 1944
- Berry, Roy N. 51-52 1952
- Berube, Richard K. (F; 51-40-91), 91-92, 92-93 1993
- Beukema, Henry S. 42-43, 43-44 1944
- Bickley, Casey S.** (D; 1-12-13) 2003-04 2007
- Bilafar, Martin F. (F; 24-28-52) 59-60, 60-61, 61-62 1962
- Birmingham, Robert P. (F; 57-74-131), 73-74, 74-75, 75-76, 77-78 ... 1978
- Birrell, William H. 39-40 1940
- Blaik, Robert M.* (15-15-30), 49-50, 50-51 1952
- Blanchard, William H. 35-36, 36-37, 37-38 1938
- Bolio, Brian C. (G; 3.42; .860), 91-92, 92-93, 93-94, 94-95 1995
- Bonfoey, Warner T. 48-49, 49-50 1950
- Bono, Vincent A. (D; 9-37-46), 84-85, 85-86, 86-87, 87-88 1988
- Boretti, John J. (D; 7-20-27), 64-65, 65-66, 66-67 1967
- Boudreau, Arthur F. (F; 10-10-20), 53-54, 54-55, 55-56 1956
- Boyle, Jonathan M. (F; 17-21-38), 2000-01, 01-02, 02-03, 03-04 2004
- Boyle, Scott D. (G; 4.37; .838), 90-91, 91-92, 92-93 1993
- Boys, Richard C. Jr. (F; 2-8-10), 58-59 1961
- Bradley, Matthew S. (F; 11-17-28), 77-78, 79-80, 80-81 1981
- Brennan, Edward J. (F; 7-12-19), 73-74, 74-75, 75-76 1976
- Brenner, Allen R. (F; 33-30-63), 87-88, 88-89, 89-90, 90-91 1990
- Brenner, Robert A. (F; 55-72-127), 83-84, 84-85, 85-86, 86-87 1987
- Briggs, Warren M. 43-44, 44-45 1945
- Broschous, Charles R. Jr., (F; 20-43-63), 59-60, 60-61, 61-62 1962
- Brougham, Matthew G. (F; 17-16-33), 98-99, 99-00, 2000-01 2001
- Brougham, Robert J. (F; 0-0-0), 2002-03 2006
- Brown, Daniel R.** (F; 1-0-1), 2002-03, 03-04 2006
- Bryde, Walter J. 34-35 1935
- Buckley, Michael J. (F; 20-49-69), 61-62, 63-64 1964
- Buckmeier, Gregory A. (F; 69-78-147), 95-96, 96-97, 97-98, 98-99 ... 1999
- Burleigh, Adrian A. (F; 3-3-6), 98-99 2000
- Burns, Richard A. (F; 18-17-35), 72-73, 73-74, 74-75, 75-76 1977
- Butler, Kevin M. (D; 16-23-39), 75-76, 76-77, 77-78 1979
- Butterfield, Robert R. (D; 10-23-33), 62-63, 63-64, 64-65 1965

Cahill, Cain, Campbell ...

- Cahill, Nicholas J.** (D; 5-12-17) 2001-02, 02-03, 03-04 2005

- Cain, James A. Jr., 30-31, 31-32 1932
- Campbell, Dale G. Jr., (D; 22-32-54), 58-59, 59-60, 60-61 1961
- Carey, Daniel M. (F; 0-2-2), 91-92 1993
- Carlson, Lee C. (G; 3.42; .874), 67-68, 68-69 1970
- Carpenter, Joseph R. (F; 29-54-83), 98-99, 99-00, 2000-01, 01-02 2002
- Carroll, Thomas F. III, (D; 21-41-62), 58-59, 59-60, 60-61 1961
- Carter, Marshall S. 30-31 1931
- Carter, Woodbury 44-45 1945
- Casey, Christopher J. (F; 42-34-76) 2001-02, 02-03, 03-04 2005
- Casey, George W. 42-43, 43-44, 44-45 1945
- Casey, Robert F. (D; 3-10-13), 66-67, 67-68 1968
- Cauble, David W. (F; 0-1-1), 85-86 1987
- Cerow, Donald A 46-47, 47-48 1948
- Chaffee, Frederic H. 28-29 1929
- Chamberlain, Daryl A. (G; 3.00, .887), 94-95, 95-96, 96-97, 97-98 1998
- Champion, Geoffrey M. (F; 31-53-84), 69-70, 70-71, 71-72 1972
- Chenette, Michael W. (F; 16-14-30), 85-86, 86-87, 87-88 1988
- Chesnauskas, Ralph J. (D; 4-3-7), 53-54, 54-55, 55-56 1956
- Chiaccchia, Leonard A. Jr., (D; 6-16-22), 68-69, 69-70, 70-71 1971
- Chisholm, Ronald J. (G; 2.52; .901), 59-60, 60-61, 61-62 1962
- Choi, Jason I. (F; 48-36-84), 95-96, 96-97, 97-98, 98-99 1999
- Chretien, Brooks R. (G; 3.99; .854), 87-88, 88-89, 89-90, 90-91 1991
- Christopherson, George* (D; 13-47-60), 73-74, 74-75 1977
- Clark, George D. (F; 153-113-266), 71-72, 72-73, 73-74, 74-75 1975
- Clapprod, Darren M. (D; 15-57-72), 94-95, 95-96, 96-97, 97-98 1998
- Coccaro, Thomas R. (F; 7-13-20), 97-98 1998
- Coffman, Eugene D.* (F; 15-30-45), 65-66 1968
- Colburn, James E. 45-46 1947
- Coleman, Donald J. (F; 5-10-15), 68-69, 69-70, 70-71 1971
- Collazzo, Edward C. (F; 93-104-197), 79-80, 80-81, 81-82 1983
- Compton, John A. (D; 2-16-28), 91-92, 92-93, 93-94 1994
- Concannon, Brian P. (F; 10-20-30), 76-77, 77-78, 78-79 1979
- Conlon, Warren S. 42-43, 43-44 1944
- Connor, John P. 35-36, 36-37 1937
- Corcoran, Edward L. 41-42 1942
- Costello, Normando A. 28-29 1929
- Cota, Norman D. Jr., 41-42 January 1943
- Cotter, Edward J. 29-30, 30-31 1931
- Cotter, Michael B. (F; 43-44-87), 79-80, 80-81, 81-82, 82-83 1983
- Cowart, James B. (G; 3.46; .874), 64-65, 65-66, 66-67 1967
- Cox, Brian M. (F; 30-28-58), 85-86, 86-86, 87-88, 88-89 1989
- Cox, Daniel A. (F; 61-133-194), 79-80, 80-81, 81-82, 82-83 1983
- Craig, Robert J. Jr., (F; 86-135-221), 80-81, 81-82, 82-83, 83-84 1984
- Crowley, Edward F. (F; 36-44-80), 43-44, 44-45, 45-46 1946
- Crowley, Edward M. (F; 63-87-150), 57-58, 58-59, 59-60 1960
- Cruthers, Ryan T.** (F; 7-16-23), 2003-04 2007
- Cullen, James A. Jr., (F; 7-11-18), 58-59, 59-60 1961
- Curran, Anthony K. (F; 59-117-176), 66-67, 67-68, 68-69 1969
- Curran, Michael J. (F; 30-49-79), 83-84, 84-85, 85-86 1986
- Curtin, Richard D. 36-37, 37-38, 38-39 1939
- Custer, Scott D. (D; 5-22-27), 84-85, 85-86, 86-87 1988



Ralph Chesnauskas (left) and Ed Hickey (right) were two of Army's first all-stars under Jack Riley in the 1950s. Chesnauskas won the AAA Trophy (top student-athlete) his senior year as a two-sport athlete.

Army Letterwinners

ARMY BELLEAIR KNIGHTS

Cutting, Edward B. Jr., (F; 48-51-99), 65-66, 66-67, 67-68 1968
 Cyr, Clarence W. 42-43, 43-44 1944

Daly, Darby, Darcy ...

Daly, Maurice F. 25-26, 26-27 1927
 Darby, Kevin G. (F; 16-49-65), 88-89, 89-90, 90-91 1992
 Darcy, Thomas C. 30-31, 31-32 1932
 Darmody, Donald J. (D; 9-12-21), 66-67, 67-68 1968
 Darragh, Sean J. (F; 5-10-15), 79-80 1983
 Davis, Courtney C. Jr., (46-47, 47-48, 48-49 1949
 Davis, John J. 32-33, 33-34, 34-35 1935
 Davis, Lawton 41-42, 42-43 June 1943
 Dawkins, Peter M. (D; 40-55-95), 56-57, 57-58, 58-59 1959
 DeCosty, Fiore (F; 3-5-8), 87-88, 88-89 1990
 DeGironimo, Paul B. (G; 3:99; .866), 83-84, 84-85, 85-86, 86-87 1987
 de la Mater, Lyall D. Jr., 42-43, 43-44 1944
 Depew, William L. (F; 7-5-12*), 48-49, 49-50, 50-51 1951
 Deveans, Thomas M. (F; 12-39-51), 93-94, 94-95, 95-96, 96-97 1997
 Devens, W. George 45-46 1946
 Devlin, Francis T. 38-39, 39-40 1940
 Dewar, John D. (F; 49-78-127), 58-59, 59-60, 60-61 1961
 DiCarlo, Anthony M. (F; 53-48-101), 93-94, 94-95, 95-96, 96-97 1997
 Dickie, Jason S. (D; 1-16-17), 92-93, 93-94, 94-95, 95-96 1996
 DiGiovanni, Richard H. (D; 1-16-17), 77-78, 78-79, 79-80, 80-81 1981
 Dillon, Robert E. Jr., (F; 0-2-2), 72-73 1974
 Dobbins, Paul J. (D; 16-61-77), 59-60, 60-61, 61-62 1962
Dolim, Brady J. (F; 0-1-1), 2003-04 2007
 Donohoe, Patrick J. 47-48, 48-49 1949
 Donohue, James M. 32-33, 34-35 1935
 Donohue, Joseph P. 38-39, 39-40 1940
 Dooley, Thomas F. (F; 36-46-82), 61-62, 62-63, 63-64 1964
 Dorrer, Marc C. (F; 9-10-19), 92-93, 94-95 1996
 Dorsey, Daniel K. (G; 5:51; .842), 76-77, 77-78, 78-79 1981
 Dowalgo, John E. (D; 21-62-83), 70-71, 71-72, 72-73 1973
 Doyle, Edward J. (F; 24-32-56), 66-67, 67-68, 68-69 1969
 Drinkwater, Edward C. Jr., 44-45, 45-46 1946
 Drinkwine, Brian M (G; 3:38; .888), 83-84, 84-85, 85-86 1986
 Drum, James H. 34-35, 35-36, 36-37 1937
 Dudek, Josphe F. Jr. (F; 23-51-74), 99-00, 2000-01, 01-02, 02-03 2003
 Duffey, Joseph P (F; 3-7-10), 78-79 1982
 Duffy, Donald K. (D; 1-4-5), 69-70 1972
 Dugan, Michael E. (F; 15-19-34), 95-96, 96-97, 97-98, 98-99 1999
 Dunlap, Norman E. 50-51 1951
 Dunn, James W. (D; 0-1-1), 56-57 1957
 Dwan, Robert A. (F; 4-16-20), 84-85 1988
 Dwyer, Robert J. 27-28 1928

Eaton, Eaton, Edlund ...

Eaton, Geoffrey F. (F; 25-26-51), 69-70, 70-71, 71-72 1972
 Eaton, Matthew H. (D; 19-61-80), 70-71, 71-72, 72-73 1973
 Edlund, Peter J. (D; 0-5-5), 97-98, 98-99 2001
 Edwards, John C. 38-39 1939
 Eigner, Troy J. (F; 14-35-49), 93-94, 94-95 1995
 Eklund, Richard A. (F; 6-4-10), 64-65, 65-66 1966
 Elsberry, Robert V. 40-41 1941
 Emore, Kevin P. (D; 1-10-11), 2000-01, 01-02 2003
 Enwright, Charles E. (D; 3-9-12), 68-69, 69-70, 70-71 1971
 Erzar, Ross A. (F; 22-10-32), 89-90, 90-91, 91-92 1992
 Esposito, Phil (F; 6-4-10), 89-90 1993
 Evans, John G. (D; 6-14-20), 55-56, 56-57, 57-58 1958

Fagan, Fairman, Farnham ...

Fagan, Justin M. (D; 3-17-20) 2001-02, 02-03, 03-04 2005
 Fairman, Michael A. (F; 61-44-105), 97-98, 98-99, 99-00, 2000-01 2001
 Farnham, John (F; 1-2-3), 86-87 1990
 Farrell, John H. (F; 17-46-63), 56-57, 57-58, 58-59 1959
 Fede, Frank P. Jr. (F; 58-82-140), 93-94, 94-95, 95-96, 96-97 1997
 Felice, Anthony P. (D; 9-29-38), 94-95, 95-96, 96-97, 97-98 1998
 Fellman, Craig W. (F; 13-7-20), 91-92, 93-94, 94-95 1995



Joe Dudek



Mike Fairman



Paul Gonzalez

Fiedler, John P. (F; 0-3-3), 72-73 1975
 Field, Matthew G. (D; 12-22-34) 2001-02, 02-03 2005
Field, Chad T. (F; 4-6-10) 2001-02, 03-04 2005
 Fink, Rudolph 28-29 1929
 Finnegan, Kevin C. (F; 25-23-48), 97-98, 98-99, 99-00, 2000-01 2001
 Fisher, Timothy J. (F; 49-56-105), 98-99, 99-00, 2000-01, 01-02 2002
 Flanagan, Brendan F. (F; 3-4-7), 78-79 1979
 Flanagan, Timothy J. (F; 3-4-7), 73-74, 76-77 1977
 Foss, Andrew M. (F; 7-6-13), 95-96, 98-99 1999
 Frankosky, James O. 41-42 January 1943
 Funck, Brett T. (D; 5-18-23), 91-92, 92-93, 93-94 1994

Gable, Galgay, Gallo ...

Gable, Charles W. (F; 0-0-0), 2002-03 2006
 Galgay, Peter E. (F; 9-23-32), 69-70, 70-71, 71-72 1972
 Gallo, Jeffrey D. (F; 3-8-11), 97-98, 98-99 2001
 Galui, Jason J. (G; 1.80; .867), 98-99 2000
Garceau, Christopher L. (F; 26-41-67) 2001-02, 02-03, 03-04 2005
 Gardiner, Scott T. (F; 3-10-13), 90-91, 92-93 1993
 Garneau, Paul R. 53-54 1954
 Garver, Thomas H. (G; 3:77; .878), 73-74, 74-75, 75-76, 76-77 1977
 Garvin, Charles H. 41-42 1942
 Gates, Byron E. (F; 21-23-44), 72-73, 73-74 1976
 Gengler, Michael (F; 12-19-31), 86-87, 87-88, 88-89, 89-90 1990
 Gilbert, Willard R. 39-40, 40-41 1941
 Giovanucci, Glen R. (F; 30-22-52), 78-79 1982
 Glenn, Thomas O. IV, (F; 34-47-81), 75-76, 76-77, 77-78, 79-80 1980
 Gonzalez, Paul D. (F; 13-26-39), 96-97, 97-98, 98-99, 99-00 2000
 Goodrich, Walker R. 29-30, 30-31, 31-32 1932
 Goodwin, William P. (G; 5:65; .851), 72-73 1973
 Gorzelnik, Greg A. (F; 10-34-44), 75-76, 76-77 1977
 Gorzelnik, Karl E. (G; 3:56; .901), 71-72 1972
Goymerac, Paul J. (F; 1-1-2), 84-85 1988
 Graham, Bruce I. (F; 36-44-80), 77-78, 78-79, 79-80 1980
 Graham, Todd P. (F; 20-19-39), 53-54, 54-55 1955
 Grant, Walter H. 35-36, 38-39 1939
 Grayton, Robert J. (D; 1-13-14), 76-77, 77-78 1980
 Griffin, John V. (F; 6-7-13), 88-89, 90-91 1991
 Griffith, William J. IV (F; 9-7-16), 97-98, 98-99, 99-00 2000
 Grohs, William R. 34-35, 35-36 1936
 Groves, Richard N. Jr., (F; 5-12-17), 56-57, 57-58 1958
 Grygiel, Joseph S. 39-40, 40-41 1941
 Guarino, Robert S. (F; 2-4-6), 80-81 1982
 Gunning, Michael J. (F; 5-11-16), 94-95, 95-96 1996

Haggerty, Hamacher, Hamilton ...

Haggerty, Paul J. (F; 27-16-43), 88-89, 89-90, 90-91 1991
 Hamacher, Bradley (D; 8-30-38), 87-88, 88-89, 89-90, 90-91 1991
 Hamilton, Scott A. (G; 3:30; .891), 98-99, 99-00, 2000-01, 01-02 2002
Hamm, Nicholas K. (D; 2-6-8), 2002-03, 03-04 2006
 Hanley, Theodore R. (F; 23-22-45), 84-85, 85-86 1986
 Hansen, Laurence N. (F; 28-31-59), 63-64, 64-65, 65-66 1966
 Hansen, Leif A. (D; 32-48-80), 93-94, 94-95, 95-96, 96-97 1997
 Harkins, David V. (F; 30-34-64), 59-60, 60-61, 61-62 1962
 Harris, Richard L. 50-51 1951
 Harrison, John A. (F; 77-96-173), 74-75, 75-76, 76-77, 77-78 1979
Hartley, Robert J. (F; 3-6-9), 71-72 1974

Army Letterwinners

Hartline, Franklin H. 37-38	1938
Harvey, Thomas H. Jr., (D; 40-59-99), 55-56, 56-57, 57-58	1958
Haskell, Andrew J. (D; 1-4-5), 98-99, 99-00, 2000-01	2001
Hausmann, Fritz J. (D; 11-31-42), 67-68, 68-69, 69-70	1970
Hawes, Kenneth A. (F; 19-10-29), 76-77, 77-78, 78-79	1979
Hayes, Brandon C. (G; 5.05; .814), 88-89, 89-90, 90-91, 91-92	1992
Hazeltine, Charles B. 37-38, 38-39, 39-40	1940
Hazlett, Scott D. (F; 3-7-10), 77-78, 79-80	1980
Healey, Dustin J. (F; 6-4-10) 2001-02, 02-03, 03-04	2005
Healy, Edmund G. (F; 20-27-47), 73-74, 74-75, 75-76	1976
Heidner, Alvin A. 25-26	1926
Heidtke, Lyman O. 38-39, 39-40	1940
Hennessy, Sean P. (D; 13-50-63), 91-92, 92-93, 93-94, 94-95	1995
Hettinger, David A. (F; 44-63-107), 55-56, 56-57, 57-58	1958
Hickey, Edward I. (F; 46-44-90), 54-55, 55-56, 56-57	1957
Higgins, Richard G. (D; 5-33-38), 60-61, 61-62, 62-63	1963
Hill, Mark C. (D; 5-10-15), 84-85, 85-86, 86-87, 87-88	1988
Hines, Derek S. (F; 12-20-32), 99-00, 2000-01, 01-02, 02-03	2003
Hines, John B. R. 35-36, 36-37	1937
Hingston, William E. Jr., (F; 34-44-78), 60-61, 61-62, 62-63	1963
<i>Hinote, Daniel C.</i> (F; 21-24-45), 95-96	1999
Hjelm, Kenneth E. (F; 38-64-102), 62-63, 63-64, 64-65	1965
Hocking, Timothy H. (F; 4-4-8), 92-93	1995
Holterman, Gordon H. 34-35, 35-36	1936
Houmiel, Michael W. (F; 2-6-8), 87-88	1991
Howatt, Brody J. (F; 13-20-33), 95-96, 97-98, 98-99	1999
Hoyt, Francis R. 51-52, 52-53	1953
Hudak, Mark (D; 7-23-30), 85-86, 86-87, 88-89	1989
Huffer, Derek (F; 1-2-3), 91-92	1994
Huglin, Harvey P. 30-31	1932
Hugo, Victor J. Jr., (D; 4-19-23), 51-52, 52-53, 53-54	1954

Isles, Iverslie ...

<i>Isles, Richard R.</i> (G; 4.40; .866), 79-80	1983
Iverslie, Karl B. (F; 0-4-4), 80-81	1982

Jamison, Jensen, Johnson ...

Jamison, Joel R. (D; 4-35-39), 95-96, 96-97, 98-99	1999
Jensen, Jorg D. (G; 2.98, .847), 95-96, 96-97	1999
Johnson, Gary R. (F; 42-80-122), 61-62, 62-63, 63-64	1964
Johnson, Malcolm D. 48-49, 49-50	1950
<i>Johnson, Roger F.</i> 49-50	1951
Joyce, Eric J. (D; 5-15-20), 98-99, 99-00, 2000-01, 01-02	2002

Kapsalis, Kapsner, Keating ...

Kapsalis, Marc A. (D; 51-77-128), 81-82, 82-83, 83-84, 84-85	1985
Kapsner, Paul D. (F; 5-12-17), 83-84, 84-85	1986
Keating, Frank G. (F; 65-131-196), 78-79, 79-80, 80-81, 81-82	1982
Keating, Kenneth J. 50-51, 51-52	1952
Keenan, Kevin P. (F; 45-68-113), 83-84, 84-85, 85-86, 86-87	1987
Keiser, David R. (F; 5-6-11), 97-98	2001
Kelley, Kevin C. (F; 12-10-22), 64-65	1966
<i>Kelsey, Michael L.</i> (F; 0-3-3), 89-90	1992
Kenady, Frederick R. (F; 3-5-8), 70-71, 71-72, 72-73	1973
<i>Kennedy, Michael C.</i> (D; 4-5-9), 87-88, 88-89	1991
Kennedy, Terrence J. (D; 7-18-25), 65-66, 66-67, 67-68	1968
Kennedy, Thomas E. (D; 0-2-2), 97-98	2000
Ketwick, Treye D. (G; 5.60-.805), 2003-04	2007
Kindgren, Christopher J. (F; 19-19-38), 87-88, 88-89, 89-90, 90-91	1991
Kindgren, Eric J. (F; 3-16-19), 90-91, 91-92	1993
King, Arthur R. 40-41, 41-42	1942
King, William T. (F; 53-42-95), 80-81, 81-82, 82-83, 83-84	1984
Knieriem, John P. IV, (F; 6-10-16), 86-87, 87-88	1989
Knowlton, David A (F; 28-56-84), 81-82, 82-83, 83-84, 84-85	1985
Knowlton, James A. (F; 90-172-262), 78-79, 79-80, 80-81, 81-82	1982
Kobes, Frank J. IV, (F; 14-7-21), 63-64, 64-65, 65-66	1966
<i>Kohlbeck, Christopher M.</i> (F; 0-3-3), 85-86	1989
Kuyk, Charles F.G. Jr., (F; X-X-77*), 46-47, 47-48, 48-49, 49-50	1950
<i>Kuyk, David D.</i> 50-51	1953



Derek Hines served as an assistant captain his senior year and won four letters in his career.

Lambert, Lambert, Lammersfeld ...

Lambert, Howard L. Jr., 40-41	January 1943
Lambert, Justin L. (F; 23-17-40), 91-92, 92-93, 93-94	1995
<i>Lammersfeld, Mark E.</i> (F; 7-13-20), 76-77	1980
Landers, Michael H. (D; 18-41-59), 90-91, 91-92, 92-93, 93-94	1994
Lane, John J. 32-33	1933
Lannan, Ford M. (G, 3.28, .843), 99-00, 2000-01	2001
Larkin, George T. 37-38, 38-39, 39-40	1940
Larr, David R. (F; 19-31-50), 53-54, 54-55, 55-56	1956
Lawlor, John D. 32-33	1934
LeBlanc, Thomas G. (D; 49-78-127), 78-79, 79-80, 80-81, 81-82	1982
Leetch, Eric W. (F; 6-10-16), 94-95	1995
Lensky, Scott A. (D; 2-15-17), 98-99, 99-00	2002
Lentini, Paul E. (G; 5.54; .863), 87-88	1991
Lewando, Vincent P. 46-47, 47-48	1948
Lewis, Mark K. Jr., 24-25	1927
Lind, Roger C. 49-50	1950
Lindell, Kermit O. 42-43	1944
Lindquist, Roy E. 27-28, 28-29, 29-30	1930
LoConte, Louis Jr., 47-48	1948
Loehlein, Harold J. 49-50, 50-51	1952
<i>Lowry, Kieran J. III</i> , (F; 7-10-17), 64-65	1967
Lueders, Dirk H. 53-54, 54-55, 55-56	1956
Lundbohm, Andrew A. (F; 76-92-168), 95-96, 96-97, 97-98, 98-99	1999
Lynch, Edward T. Jr., 52-53	1953
Lyon, Charles M. (D; 29-102-131), 75-76, 76-77, 77-78, 78-79	1979

MacDonald, Mackey, MacLaughlin ...

MacDonald, Darryl M. (F; 47-60-107), 82-83, 83-84, 84-85, 85-86	1986
<i>Mackey, Donald F.</i> 50-51	1953
MacLaughlin, Robie (F; 18-23-41), 91-92, 92-93	1995
MacLeod, Christopher P. (F; 13-32-45), 2000-01, 01-02, 02-03, 03-04	2004
Maddalena, William J. (G; 5.36; .851), 79-80	1983
Malloy, Gerald P.J. (D; 15-19-34), 82-83, 83-84	1984
Mangels, Robert L. 51-52	1953
Mansell, Michael R. (D; 10-70-80), 92-93, 93-94, 94-95, 95-96	1996
Mansell, Robert R. (F; 23-35-58), 90-91, 91-92, 92-93	1993
Marston, Roy L. 43-44, 44-45	1945
<i>Mattson, Steven M.</i> (F; 3-8-11), 73-74	1977
Maude, Raymond C. 25-26	1926
Mayer, Adolph E. 51-52, 52-53	1953
Mayfield, Charles A. (F; 25-47-72), 2001-02, 02-03, 03-04	2005
Mayfield, Nathan C. (F; 31-63-94), 98-99, 99-00, 2000-01, 01-02	2002
McAvoy, Garrett J. (F; 58-89-147), 81-82, 82-83, 83-84, 84-85	1985
McCaffrey, William J. 36-37, 37-38, 38-39	1939
<i>McCarthy, William J.</i> (D; 35-74-109), 80-81, 81-82, 82-83, 83-84	1984
McCormack, Leonard R. (F; 25-56-81), 55-56, 56-57, 57-58	1958
McCormick, Daniel J. (F; 5-6-11), 85-86, 86-87	1987
McCulloch, John J. 44-45	1945
McGarry, Francis P. (D; 2-26-28), 71-72, 72-73, 73-74, 74-75	1975

Army Letterwinners

ARMY BLACK KNIGHTS

McGill, John L. (D; 11-15-26), 67-68, 68-69, 69-70	1970
McKenna, Casey P. (F; 0-1-1), 2000-01	2004
McLaughlin, Eugene J. (F; 29-37-66), 57-58, 58-59, 59-60	1960
McLean, John M. (D; 6-14-20), 2000-01, 01-02, 02-03, 03-04	2004
McMeniman, Thomas J. (D; 8-29-37), 97-98, 98-99, 99-00	2000
McMullen, John N. (D; 0-5-5), 60-61	1963
McNamara, Andrew T. Jr., 26-27, 27-28	1928
McWain, Timothy (F; 11-15-26), 85-86, 86-87, 87-88, 88-89	1989
Mead, Christopher W. (D; 12-29-41), 88-89, 89-90, 90-91, 91-92	1992
Melanson, Edward (F; 19-20-39), 85-86, 86-87, 87-88	1988
Mellin, James P. (F; 7-8-15), 55-56, 56-57, 57-58	1958
Melly, Brendan J. (G; 6.15, .750), 97-98	2001
Merhar, David M. (F; 112-117-229), 66-67, 67-68, 68-69	1969
Messina, Mark S. (F; 11-10-21), 80-81, 82-83	1984
Meyer, Nicholas J. (F; 2-2-4), 90-91	1993
Mieras, Cornelius E. (G; 2.28; .896), 63-64	1964
Migliaro, Christopher S. (F; 5-5-10), 2002-03, 03-04	2006
Miller, Fred R. 50-51	1951
Miller, Wayne D. 50-51	1951
Milliken, Walter R. 48-49	1949
Minihane, Neil (D; 1-16-17), 86-87, 87-88, 88-89, 89-90	1990
Monahan, George L. Jr., (F; 16-35-51), 51-52, 52-53, 53-54, 54-55	1955
Moran, Edward H. (D; 21-60-81), 82-83, 83-84, 84-85, 85-86	1986
Moran, Paul E. (F; 16-16-32), 72-73, 73-74, 74-75	1975
Morino, Joshua G. (D; 13-30-43), 98-99, 99-00, 2000-01, 01-02	2002
Morrison, Robert C. 49-50	1950
Morrison, William J. (F; 54-76-130), 93-94, 94-95, 95-96, 96-97	1997
Moscatelli, Tito G. 26-27	1928
Moses, Oliver IV, 43-44, 44-45	1946
Moss, Raymond 47-48, 48-49	1949
Moss, William T. (G; 3.19-.909), 02-03, 03-04	2004
Murphy, Timothy P. (F; 11-25-36), 98-99, 99-00, 2000-01, 01-02	2002
Murray, James K. (F; 5-9-14), 68-69, 69-70	1970
Murrett, Daniel P. (F; 55-84-139), 75-76, 76-77, 77-78	1979

Nabb, Negley, Ness ...

Nabb, Robert A. (F; 41-68-109), 83-84, 84-85, 85-86	1986
Negley, John M. (D; 29-66-95), 78-79, 79-80, 80-81, 81-82	1982
Ness, Robert A. Jr., (D; 3-14-17), 83-84, 84-85, 85-86	1986
Newell, Richard T. (G; 3.09; .890), 64-65, 65-66, 66-67	1967
Nolan, Daniel A. 37-38, 38-39	1939
Norby, Wayne A. 46-47, 47-48, 48-49	1949

O'Borsky, O'Connell, O'Connor ...

O'Borsky, Steven A. (F; 38-52-90), 81-82, 82-83, 83-84	1985
O'Connell, Patrick J. 45-46, 46-47	1947
O'Connor, James R. (F; 45-60-105), 54-55, 55-56, 56-57	1957
O'Keefe, Patrick J. (F; 5-11-16), 66-67, 67-68	1968
Olson, Alan D. (F; 10-27-37), 64-65, 65-66, 66-67	1967
Olson, Clair E. (G; 4.47; .867), 72-73	1975
Olson, Gregory M. (F; 4-12-16), 62-63, 63-64	1964
O'Neil, Thomas A. 32-33, 33-34	1934



Bill Morrison is a former four-year letterman for the Black Knights who stands 27th on the all-time scoring list.



Mike McLean



George Reynolds



Rich Sheridan

Opdenaker, Michael A. (D; 3-19-22), 93-94, 94-95, 95-96, 96-97	1997
Osness, Brett R. (F; 1-5-6), 2002-03	2006

Pallotta, Palmer, Palodichuk ...

Pallotta, Lawrence M. (F; 66-101-167), 72-73, 73-74, 74-75, 75-76	1976
Palmer, Laurence J. 56-57, 57-58, 58-59	1959
Palodichuk, Chad M. (F; 3-1-4), 91-92	1995
Palone, Michael F. (F; 38-85-123), 65-66, 66-67, 67-68	1968
Patton, George S. 45-46	1946
Perron, Christopher J. (F; 12-25-37), 93-94, 94-95, 95-96, 96-97	1997
Peterman, Sidney C. 40-41, 41-42,	January 1943
Peterson, Craig M. (D; 0-0-0), 90-91	1991
Peterson, Richard E. (D; 40-46-86), 61-62, 62-63, 63-64	1964
Picking, Daniel H. (F; 1-1-2), 87-88	1988
Picone, Michael J. (F; 4-6-10), 2003-04	2007
Pieper, Bradford W. (F; 13-12-25), 96-97, 97-98, 98-99	2000
Pietrzak, Christopher L. (F; 1-0-1), 84-85, 85-86, 86-87	1988
Pilarski, David A. (F; 8-18-26), 91-92, 92-93, 93-94	1994
Pistenma, David A. (F; 21-30-51), 50-51, 51-52, 52-53	1953
Plume, Stephen K. Jr., 40-41	1941
Pressley, Milton H. 28-29	1931
Prosser, Christian E. (F; 6-12-18), 80-81	1984
Prossner, Leslie T. (D; 3-7-10), 55-56	1956
Pyne, Robert M. (D; 0-1-1), 78-79	1983

Quinlan, Quinn ...

Quinlan, Timothy M. (F; 7-17-24) 2001-02, 02-03	2005
Quinn, Matthew S. (D; 1-1-2), 86-87	1987

Randazzo, Ray, Ray ...

Randazzo, Richard A. (F; 43-72-115), 89-90, 90-91, 91-92, 92-93	1993
Ray, Thomas H. 40-41, 41-42	1942
Ray, William J. 41-42	June 1943
Regan, David M. (F; 7-8-15), 84-85, 85-86	1986
Register, Charles L. 35-36, 36-37	1937
Reynolds, George T. (F; 49-78-127), 71-72, 72-73, 73-74, 74-75	1976
Rhoades, John H. (F; 13-29-42), 79-80	1983
Riley, Philip D. (F; 13-44-57), 63-64, 64-65, 65-66	1966
Ritteman, Ralph A. 49-50	1950
Rizzo, Christopher J. (F; 35-56-91), 80-81, 81-82, 82-83, 83-84	1984
Roberts, Brad J. (G; 2.86-.908), 2002-03, 03-04	2006
Roberts, Clayton J. (D; 35-49-84), 67-68, 68-69, 69-70	1970
Robinson, Charles F. (D; 21-75-96), 80-81, 81-82, 82-83, 84-85	1985
Rogers, Clifton E. (G; 0.00-.000), 2002-03	2006
Rogosheske, Alexander W. (F; 3-11-14), 2000-01	2004
Rose, Robert D. (F; 23-20-43), 50-51, 51-52, 52-53	1953
Rost, David C. (F; 104-226-330), 73-74, 74-75, 75-76, 76-77	1977
Rost, Thomas P. (F; 118-169-287), 75-76, 76-77, 77-78, 79-80	1980
Rothemich, Mark A. (F; 1-1-2), 98-99	1999
Rothschild, Jacquard H. 28-29, 29-30	1930
Roubian, Edward J. (F; 45-71-116), 70-71, 71-72, 72-73	1973
Rudd, Corey C. (F; 3-2-5), 2002-03, 03-04	2006
Ryan, John B. (F; 11-18-29), 67-68, 68-69, 69-70	1970

Salisbury, Samer, Sawicky ...

Salisbury, Lloyd R. 39-40, 40-41	1941
Samer, Brian G. (F; 6-3-9), 99-00	2003

Army Letterwinners



Corey Winer (USMA '00) won four letters during his collegiate hockey career. His older brother, Ian, was also a four-year letterwinner.

- Sawicky, Charles A. (F; 21-25-46), 95-96, 96-97, 97-98, 98-99 1999
 Sawyer, Edward W. 33-34, 34-35 1935
 Sawyer, John A. 26-27, 27-28 1928
Schachman, Matthew D. (D; 0-0-0), 2003-04 2007
 Scheffler, Frederic F. 24-25, 25-26 1926
 Schick, John L. (D; 1-7-8), 52-53, 53-54, 54-55 1955
 Schlotterbeck, Walter B. 47-48 1948
 Schoepf, John T. (F; 2-5-7), 85-86, 86-87 1988
 Schorr, Donald M. 28-29 1929
 Schroeder, Mark V. (F; 25-31-56), 76-77, 77-78, 78-79, 79-80 1980
 Schulze, Jerome S. (D; 19-53-72), 86-87, 87-88, 88-89, 89-90 1990
 Schumacher, Francis J. (D; 5-23-28), 82-83, 83-84 1984
 Schuster, John N. (F; 6-6-12), 80-81 1984
 Schweiger, Frederic M (F; 14-32-46), 52-53, 53-54 1954
 Scioletti, Daniel C. Jr., (G; 3.38; .894), 68-69, 69-70, 70-71 1971
 Scott, Douglas C. (F; 6-9-15), 94-95, 95-96 1998
 Scott, John F. III, (F; 57-71-128), 69-70-70-71 1971
 Serre, Nicholas J. (F; 21-63-84), 99-00, 2000-01, 01-02, 02-03 2003
 Seward, Lawrence M. (F; 2-4-6), 91-92 1994
Shea, Francis L. III, (F; 68-120-188), 81-82, 82-83, 83-84, 84-85 1985
 Sharrock, Joseph B. (F; 57-71-128), 93-94, 94-95, 95-96, 96-97 1997
 Shepard, John T. (G; 1.89; .922), 62-63 1963
 Sheridan, Richard V. III, (F; 49-79-128), 86-87, 87-88, 88-89, 89-90 1990
 Shotwell, James H. (F; 9-4-13), 61-62 1963
 Simenson, Clifford G. 32-33, 33-34 1934
 Sisson, Donald C. (D; 3-26-29), 95-96, 96-97, 97-98 1999
 Smith, Edward P. 37-38, 38-39 1939
Smith, James T. (D; 2-10-12) 2001
 Smith, Kenneth W. (F; 62-52-114), 64-65, 65-66, 66-67 1967
 Smith, Lawrence J. (F; 4-10-14), 80-81 1984
 Smith, Lucas A. (D; 0-4-4), 96-97 2000
 Smith, Milton S. (D; 11-20-31), 90-91, 91-92, 92-93 1994
 Snead, William K. 52-53 1953
 Snow, Jeffrey J. (G; 4.26; .866), 79-80, 80-81, 81-82, 82-83 1983
 Snyder, Arthur Jr., (F; 44-38-82), 45-46, 46-47, 47-48 1948
 Snyder, Francis (F; 24-29-53), 50-51, 51-52, 52-53 1953
 Snyder, Howard McC. Jr., 34-35, 35-36 1936
 Soucie, Christopher P. (D; 5-10-15), 90-91, 91-92 1992
 Spinks, James M. Jr., (F; 1-0-1), 70-71 1972
 Spiridigliozzi, Robert J. (D; 1-20-21), 73-74, 75-76 1976
 Stachelski, Mark E. (F; 46-65-111), 91-92, 92-93, 93-94, 94-95 1995
 Staples, Jon M. (G; 5.06; .831), 85-86, 86-87, 87-88 1988
 Stenson, James F. (G; 3.69; .885), 81-82, 82-83, 83-84 1985
 Stonehouse, Gerald F. (F; 57-62-119), 60-61, 61-62, 62-63 1963
 Strong, Gordon M. 45-46, 46-47 1947
 Sturgis, Barry B. (F; 15-18-33), 54-55, 55-56, 56-57 1957
 Sullivan, Patrick T. (D; 14-41-55), 72-73, 73-74, 74-75, 75-76 1976
 Sundem, Chad R. (F; 38-45-83), 89-90, 90-91, 91-92, 92-93 1993
 Sussmann, William A. 36-37, 37-38 1938
 Swanson, Carl A. Jr. (G; 4.65; .825), 75-76 1977
 Sweeney, Walter C. 28-29 1930
 Syfko, Thomas A. (F; 7-2-9), 71-72 1974
- Symes, Albert R. (F; 35-43-78), 59-60, 60-61, 61-62 1962
 Symes, Michael T. (F; 75-99-174), 81-82, 82-83, 83-84, 84-85 1985
- Tamburino, Tanzer, Tapping ...**
 Tamburino, Todd (D; 15-42-57), 87-88, 88-89, 89-90, 90-91 1991
 Tanzer, John B. 52-53 1953
 Tapping, Field H. 29-30, 30-31 1931
 Tardif, Scott B. (F; 30-31-61), 89-90, 90-91, 91-92 1992
 Tate, Frederic H.S. 39-40, 40-41, 41-42 1942
 Tate, Joseph S. 40-41 1941
 Telford, Sidney T. 31-32, 32-33, 33-34 1934
 Thatcher, Herbert B. 31-32 1932
 Thiebaud, Kenneth E. 26-27 1927
 Thomas, Gary P. (F; 32-20-52), 51-52, 52-53, 53-54 1954
 Thompson, Michael H. (F; 78-84-162), 62-63, 63-64, 64-65 1965
 Thompson, Michael R. (D; 2-4-6), 72-73 1973
 Tighe, Terry M. (D; 5-10-15), 68-69, 69-70, 70-71 1971
 Tilton, Robert C. 56-57 1957
 Tincher, Maxwell A. 35-36, 36-37 1937
Tobin, Robert S. (F; 30-31-61), 87-88, 88-89 1991
 Toftoy, Jonathan E. (F; 15-22-37), 97-98, 99-00, 2000-01, 01-02 2002
 Toomey, Charles J. (D; 2-3-5), 76-77 1980
 Traczyk, Todd J. (F; 10-19-29), 87-88, 88-89, 89-90 1990
 Tumperi, John R.E. 52-53 1953
Tyson, Ian J. (F; 14-19-33), 95-96, 96-97, 97-98 1999
- Vana, Van Nostrand, Vogel ...**
Vana, Frank M. Jr., (F; 11-5-16), 82-83 1986
 Van Nostrand, William S. 32-33 1934
 Vogel, Kenneth L. (F; 18-32-50), 69-70, 70-71, 71-72 1972
VonWald, James L. (D; 4-8-12), 82-83 1986
- Wagstaff, Walsh, Wanish ...**
 Wagstaff, David Jr., 30-31, 31-32, 32-33 1933
 Walsh, Kevin P. (F; 3-31-34), 74-75, 75-76, 76-77, 77-78 1978
 Wanish, Mark J. (F; 3-1-4), 95-96 1998
Ward, Morgan P. (F; 2-4-6), 2002-03, 03-04 2006
 Ward, William F. 49-50 1950
 Wardrop, Daniel H. 49-50, 50-51 1951
 Warren, Robert B. 32-33, 33-34 1934
 Waters, John K. 29-30, 30-31 1931
 Wayne, Robert E. 44-45, 45-46 1946
 Weber, Robert L48-49, 49-50 1950
 Wegner, Dean D. (F; 0-1-1), 91-92 1993
 West, William I. 45-46, 46-47 1947
 Wheeler, Wayne R. (D; 7-31-38), 61-62, 62-63, 63-64 1964
 Whipple, Sherburne Jr. 32-33 1933
 Whittington, William E. 43-44, 44-45 1945
 Wilkinson, Thomas C. (F; 17-27-44), 53-54, 54-55 1955
 Williams, John T. (D; 11-34-45), 96-97, 97-98, 98-99 2000
 Williams, Scott T. (D; 5-26-31), 87-88, 88-89, 89-90, 90-91 1991
 Wilson, Harry S. Jr., 50-51, 51-52 1952
 Wilson, Matthew E. (F; 50-61-111), 83-84, 84-85, 85-86, 86-87 1987
 Winer, Corey D. (G; 2.97; .899), 96-97, 97-98, 98-99, 99-00 2000
 Winer, Ian S. (F; 55-93-148), 92-93, 93-94, 94-95, 95-96 1996
 Wojciehoski, Gerald J. 46-47 1947
Woloshyn, Jeffrey J. (F; 27-67-94), 71-72, 72-73 1976
 Woodruff, Roscoe B. 40-41 1941
- Yancey, Yaros, Yost ...**
 Yancey, David T. (D; 11-48-59), 74-75, 75-76, 76-77, 77-78 1979
Yaros, John D. (G; .912-2.86), 2001-02 2005
 Yost, Joseph B. 34-35, 35-36 1936
 Young, Crawford 41-42 June 1943
 Young, David J. (F; 28-49-77), 67-68, 68-69, 69-70 1970
- Zitzman ...**
 Zitzman, Kenneth F. 31-32 1932
 *statistics incomplete

Henry "Hal" Beukema Award

Presented annually to the Army hockey team's most valuable player



Henry "Hal" Beukema

Henry "Hal" Beukema (USMA '44) was the captain of the 1944 Army hockey team and the son of a distinguished department head at the Academy.

Following his graduation from West Point, Beukema became an Air Force pilot and served overseas in Berlin as well as in the states at Barksdale AFB in Louisiana. He died in a crash near Langley AFB in Virginia on Jan. 19, 1954, after achieving the rank of major.

The Beukema Award, which was initiated in 1955, is given each year in the memory of Maj. Beukema to the Army hockey team's most valuable player. Ed Hickey was the first recipient of the Beukema Award. Over the past 49 years, the award has gone to the Army team captain a total of 20 times. From 1982 to 1986, the award went to the Army captain each year. The award has been presented to the hockey team's captain in each of the past two seasons.

Mike Fairman (USMA '01) became just the fifth player in Army history to receive the honor twice when he took home the award in 2000 and 2001. He joined the illustrious company of former greats: Dave Merhar, 1968-69; George Clark, 1974-75; Dave Rost, 1976-77; and Andy Lundbohm, 1998-99. The past three winners, Joe Carpenter, Joe Dudek and Jon Boyle, have epitomized the ideal of a team most valuable player, putting the best interests of the team ahead of their own personal aspirations. Both Carpenter and Dudek, recruited forwards under former coach Rob Riley, switched to defense during their careers to help a unit that lacked depth. Carpenter and Dudek made the transition effortlessly, authoring all-star campaigns in the process. Boyle worked his way from role player to team captain in four seasons at West Point.

Jon Boyle Wins 51st Beukema Award As Team MVP

Army hockey's senior co-captain Jon Boyle was named the 51st Henry "Hal" Beukema Award winner as the team's most valuable player at the end of last season.

Boyle becomes the fourth team captain in the last six years to be honored as team MVP and the sixth forward among the past seven Beukema Award winners.

The Plymouth, N.H., native appeared in 32 of the Black Knights' 33 games, finishing fourth on the squad in scoring with 20 points. His 10 goals last year were good for second on the team.

Boyle closed his career registering a point in 10 of his last 12 contests, including Army's playoff loss to American International College. Always the backbone of the Black Knights' forward lines, Boyle was the consummate professional and team leader inside the locker room.

The Granite State denizen graduated from the U.S. Military Academy in June as a four-year letterwinner for the Black Knights. He will spend the first six months of his five-year commitment to the U.S. Army back at West Point, serving as the hockey team's athletic intern. He will assist new head coach Brian Riley and assistant Rob Haberbush in all aspects of the office operation.



Jon Boyle

ARMY BLACK KNIGHTS

Past Beukema Award Recipients

1955 Edward Hickey Forward	1970 Clayton J. Roberts .. Defense	1985 Mike Symes Forward*	1999 Andy Lundbohm . Forward*
1956 Dirk Lueders Goalie	1971 Dan Scioletti Goalie*	1986 Ed Moran Defense*	2000 Mike Fairman Forward
1957 James O'Connor ... Forward	1972 Ken Vogel Defense	1987 Paul DeGironimo Goalie	2001 Mike Fairman Forward*
1958 Thomas Harvey Forward	1973 Ed Roubian Forward	1988 Vince Bono Defense*	2002 Joe Carpenter Forward
1959 Larry Palmer Goalie*	1974 George Clark Forward*	1989 Rich Sheridan Forward	2003 Joe Dudek Defense*
1960 Ed Crowley Forward*	1975 George Clark Forward*	1990 Jerome Schulze Defense*	2004 Jon Boyle Forward*
1961 John Dewar Forward*	1976 Dave Rost Forward	1991 Paul Haggerty Forward	
1962 Ron Chisholm Goalie	1977 Dave Rost Forward	1992 Scott Tardif Forward	
1963 John Shepard Goalie	1978 David Yancey Defense	1993 Rich Berube Forward	
1964 Neil Mieras Goalie	1979 Toby Lyon Defense	1994 Ian Winer Forward	
1965 Michael Thompson Forward*	1980 Tom Rost Forward*	1995 Sean Hennessy Defense*	
1966 Mike Palone Forward	1981 Ed Collazzo Forward	1996 Daryl Chamberlain Goalie	
1967 Parker Anderson .. Defense*	1982 Jim Knowlton Forward*	1997 Frank Fede Forward	
1968 David Merhar Forward	1983 Dan Cox Forward*	Leif Hansen Defense	
1969 David Merhar Forward*	1984 Robbie Craig Forward*	1998 Andy Lundbohm ... Forward	

* Denotes Team Captain



Dave Merhar



George Clark



Dave Rost



Andy Lundbohm




Mike Fairman

Army Team Awards

Haggerty Award

Awarded annually to the Army hockey player who displays courage, determination and perseverance throughout the season.



Paul Haggerty

The Army hockey program was hit with another devastating setback on Apr. 13, 1998, when Paul Haggerty — a 1991 West Point graduate, three-year letterman for the Army hockey team and an assistant coach under Rob

Riley since 1996 — died suddenly during a workout.

A former Beukema Award winner, Haggerty led Army with 16 goals during his senior season and was second on the team with 25 points. A tough, hard-skating forward, he spent his senior season on the Black Knights' top line. He appeared in 86 games during his four-year career, missing only four contests over his final three seasons and registering 27 goals and 43 points. Prior to his call-up to the varsity, Haggerty spent time with the jayvees during his freshman year.

Haggerty Award Recipients

- 1999 Tim Murphy Forward
- 2000 Ford Lannan Goalie
- 2001 Anthony Mitek Forward
- 2002 Bill Moss Goalie
- 2003 Derek Hines Forward
- 2004 Chris MacLeod Forward



2004 Recipient Chris MacLeod with Paul Haggerty's two sons, Nicholas and Luke.

Heinmiller Award

Presented to the team's Outstanding Freshman of the Year in honor of former player John Heinmiller.



John Heinmiller

John Heinmiller had just completed his freshman season with the Army hockey team when he was tragically killed in a train accident in April 2001.

Heinmiller started his college hockey career with the junior varsity program at West Point, but worked his way onto the varsity squad. He appeared in one game his plebe season.

The inaugural John Heinmiller Award was presented to freshman forward Chris Garceau in 2002. Last year, plebe goaltender Brad Roberts became the second annual winner.

Heinmiller Award Recipients

- 2002 Chris Garceau Forward
- 2003 Brad Roberts Goalie
- 2004 Ryan Cruthers Forward

Gunning Award

In recognition of the Cadet who displays the qualities of "academic excellence, selfless dedication to his teammates, being a trusted friend, maintaining a sense of humor, playing through pain and adversity, and demonstrating a true love for the sport of hockey."



Mike Gunning

The Michael J. Gunning Award is named in honor of the late Cadet letterman, who died Oct. 12, 1996, following a hit-and-run accident in Dallas, Texas. Gunning, a 1996 USMA graduate, was a 2nd Lt. stationed at Ft. Sill,

Okla., at the time of his death.

One of the team's behind-the-scenes leaders, Gunning typified the rugged, aggressive brand of hockey for which Army teams are renowned. He also personified perseverance, spending two seasons on the junior varsity team before finally earning a shot with the varsity as a junior. He closed out his career with a stellar senior season as the center on Army's forechecking line.

Gunning Award Recipients

- 1997 Chris Perron Forward
- 1998 T.R. Coccaro Forward
- 1999 Andy Foss Forward
- 2000 Bill Griffith Forward
- 2001 K.C. Finnegan Forward
- 2002 Eric Joyce Defense
- 2003 Nic Serre Forward
- 2004 Mike McLean Defense

