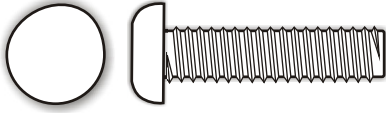


# SCREWS / BOLTS

## AUSAFE® / DUAL-PAN®



### PAN HEAD - ZINC PLATED MACHINE THREAD

PART#	SIZE	DRIVE	50	100	1000	BULK
440.250AS	4-40 X 1/4	#4				
440.375AS	4-40 X 3/8	#4				
440.500AS	4-40 X 1/2	#4				
440.625AS	4-40 X 5/8	#4				
440.750AS	4-40 X 3/4	#4				
632.375AS	6-32 X 3/8	#6				
632.500AS	6-32 X 1/2	#6				
632.625AS	6-32 X 5/8	#6				
632.750AS	6-32 X 3/4	#6				
632.100AS	6-32 X 1	#6				
832.375AS	8-32 X 3/8	#8				
832.500AS	8-32 X 1/2	#8				
832.625AS	8-32 X 5/8	#8				
832.750AS	8-32 X 3/4	#8				
832.100AS	8-32 X 1	#8				
832.1250AS	8-32 X 1-1/4	#8				
832.1500AS	8-32 X 1-1/2	#8				
1024.375AS	10-24 X 3/8	#10				
1024.500AS	10-24 X 1/2	#10				
1024.625AS	10-24 X 5/8	#10				
1024.750AS	10-24 X 3/4	#10				
1024.100AS	10-24 X 1	#10				
1024.1250AS	10-24 X 1-1/4	#10				
1024.1500AS	10-24 X 1-1/2	#10				
1032.375AS	10-32 X 3/8	#10				
1032.500AS	10-32 X 1/2	#10				
1032.625AS	10-32 X 5/8	#10				
1032.750AS	10-32 X 3/4	#10				
1032.100AS	10-32 X 1	#10				
1032.1250AS	10-32 X 1-1/4	#10				
1032.1500AS	10-32 X 1-1/2	#10				


### PAN HEAD - 18.8 STAINLESS STEEL MACHINE THREAD

PART#	SIZE	DRIVE	50	100	1000	BULK
440.250ASSS	4-40 X 1/4	#4				
440.375ASSS	4-40 X 3/8	#4				
440.500ASSS	4-40 X 1/2	#4				
440.625ASSS	4-40 X 5/8	#4				
440.750ASSS	4-40 X 3/4	#4				
632.375ASSS	6-32 X 3/8	#6				
632.500ASSS	6-32 X 1/2	#6				
632.625ASSS	6-32 X 5/8	#6				
632.750ASSS	6-32 X 3/4	#6				
632.100ASSS	6-32 X 1	#6				
832.375ASSS	8-32 X 3/8	#8				
832.500ASSS	8-32 X 1/2	#8				
832.625ASSS	8-32 X 5/8	#8				
832.750ASSS	8-32 X 3/4	#8				
832.100ASSS	8-32 X 1	#8				
832.1250ASSS	8-32 X 1-1/4	#8				
832.1500ASSS	8-32 X 1-1/2	#8				
1024.375ASSS	10-24 X 3/8	#10				
1024.500ASSS	10-24 X 1/2	#10				
1024.625ASSS	10-24 X 5/8	#10				
1024.750ASSS	10-24 X 3/4	#10				
1024.100ASSS	10-24 X 1	#10				
1024.1250ASSS	10-24 X 1-1/4	#10				
1024.1500ASSS	10-24 X 1-1/2	#10				
1032.375ASSS	10-32 X 3/8	#10				
1032.500ASSS	10-32 X 1/2	#10				
1032.625ASSS	10-32 X 5/8	#10				
1032.750ASSS	10-32 X 3/4	#10				
1032.100ASSS	10-32 X 1	#10				
1032.1250ASSS	10-32 X 1-1/4	#10				
1032.1500ASSS	10-32 X 1-1/2	#10				



# SCREWS / BOLTS

## AUSAFE® / DUAL-PAN®



### PAN HEAD - ZINC PLATED SHEET METAL / WOOD SCREW

PART#	SIZE	DRIVE	50	100	1000	BULK
4.250AS	4 X 1/4	#4				
4.375AS	4 X 3/8	#4				
4.500AS	4 X 1/2	#4				
4.625AS	4 X 5/8	#4				
4.750AS	4 X 3/4	#4				
6.375AS	6 X 3/8	#6				
6.500AS	6 X 1/2	#6				
6.625AS	6 X 5/8	#6				
6.750AS	6 X 3/4	#6				
6.100AS	6 X 1	#6				
8.375AS	8 X 3/8	#8				
8.500AS	8 X 1/2	#8				
8.625AS	8 X 5/8	#8				
8.750AS	8 X 3/4	#8				
8.100AS	8 X 1	#8				
8.1250AS	8 X 1-1/4	#8				
8.1500AS	8 X 1-1/2	#8				
10.375AS	10 X 3/8	#10				
10.500AS	10 X 1/2	#10				
10.625AS	10 X 5/8	#10				
10.750AS	10 X 3/4	#10				
10.100AS	10 X 1	#10				
10.1250AS	10 X 1-1/4	#10				
10.1500AS	10 X 1-1/2	#10				

### PAN HEAD - 18.8 STAINLESS STEEL SHEET METAL / WOOD SCREW


PART#	SIZE	DRIVE	50	100	1000	BULK
4.250ASSS	4 X 1/4	#4				
4.375ASSS	4 X 3/8	#4				
4.500ASSS	4 X 1/2	#4				
4.625ASSS	4 X 5/8	#4				
4.750ASSS	4 X 3/4	#4				
6.375ASSS	6 X 3/8	#6				
6.500ASSS	6 X 1/2	#6				
6.625ASSS	6 X 5/8	#6				
6.750ASSS	6 X 3/4	#6				
6.100ASSS	6 X 1	#6				
8.375ASSS	8 X 3/8	#8				
8.500ASSS	8 X 1/2	#8				
8.625ASSS	8 X 5/8	#8				
8.750ASSS	8 X 3/4	#8				
8.100ASSS	8 X 1	#8				
8.1250ASSS	8 X 1-1/4	#8				
8.1500ASSS	8 X 1-1/2	#8				
10.375ASSS	10 X 3/8	#10				
10.500ASSS	10 X 1/2	#10				
10.625ASSS	10 X 5/8	#10				
10.750ASSS	10 X 3/4	#10				
10.100ASSS	10 X 1	#10				
10.1250ASSS	10 X 1-1/4	#10				
10.1500ASSS	10 X 1-1/2	#10				

\* BULK PRICING AND CUSTOMS ARE AVAILABLE,  
CALL FOR PRICING AND DETAILS.



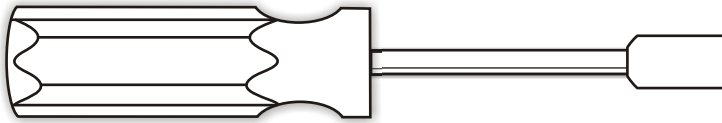
# TOOLS

## AVSAFE® / DUAL-PAN®



**.250 HEX AVSAFE BIT**  
2.750 INCH OVERALL LENGTH

PART#	SIZE	1-9	10 +
4AS.250B	#4		
6AS.250B	#6		
8AS.250B	#8		
10AS.250B	#10		



**.250 HEX SCREWDRIVER**  
8 INCH OVERALL LENGTH

PART#	SIZE	1-9	10 +
4AS.250SD	#4		
6AS.250SD	#6		
8AS.250SD	#8		
10AS.250SD	#10		

