



**THE 2016-2017**

# **WNBL**

**MEDIA GUIDE**





# BASKETBALL DIRECTORY

Chief Executive Officer	Anthony Moore
Chief Financial Officer	Greg Hill

## COMPETITION MANAGEMENT

General Manager, WNBL & Competitions	Paul Maley
Head of WNBL	Sally Phillips
Senior Operations Manager, WNBL & Competitions	Mark Quinn
Operations Manager, Competitions	Riley Johnson
WNBL Referee Manager	Peter Carey

## MEDIA & COMMERCIAL

General Manager, Community & Stakeholder Relations	Lisa Hasker
Media Co-Ordinator	Grant Richardson
Digital Co-Ordinator - Video	Alyssa Anderton
Digital Co-Ordinator – Graphics	Ned Marquis

**WNBL Media Contact**

For all WNBL Media enquiries please email [digital@basketball.net.au](mailto:digital@basketball.net.au)

**WNBL General Details**

Office and Postal address:  
291 George Street, Wantirna South, VIC 3152



**FOLLOW US**  
[@WNBL](https://twitter.com/WNBL)



**JOIN US ON**  
[facebook.com/TheWNBL](https://facebook.com/TheWNBL)



**WATCH US ON**  
[youtube.com/WNBL](https://youtube.com/WNBL)



**FOLLOW US**  
[@thewnbl](https://instagram.com/thewnbl)

**WNBL.COM.AU**

## MESSAGE ON BEHALF OF SALLY PHILIPS



**Sally Philips**  
Head of WNBL  
Basketball Australia

**On behalf of Basketball Australia, I want to welcome all accredited media to the Women's National Basketball League for 2016/17.**

The WNBL is Australia's longest running elite female national competition, founded in 1981 we are heading into our 36th consecutive season. The WNBL continues to exist as a breeding ground for the nation's best international female basketballers, enabling them to represent Australia internationally at events like the Olympic Games and World Championships. Women and children are crying out for real role models and that's what the WNBL delivers - real, amazing and accessible Aussie Women!

The WNBL is unique as a professional league in that it remains community oriented. Our fabulous players are accessible to fans and this year the WNBL clubs will be delivering brilliant game day activations that fans will love! WNBL game days are the perfect opportunity for families to attend world class sport and get up close and personal with the leagues stars.

This year's influx of internationally recognised talent leaves no doubt that the WNBL remains as one of the most prominent league's in the world. From the WNBA, Bendigo Spirit boast explosive guard Blake Dietrick, the Capitals' back court stocks have been bolstered by the arrival of Jazmon Gwathmey while the Flames have added centre Jennifer Hamson who has the potential to give the WNBL its first ever in-game dunk!

Townsville Fire's Suzy Batkovic will be aiming for a fifth MVP award in six seasons which would place her first all-time on the MVP list ahead of Lauren Jackson. Dandenong will be hoping for a big year from national squad members Sara Blicavs and Stephanie Cumming while Melbourne will combine Opals squad members Maddie Garrick and Alice Kunek with import Chante Black. Fresh from the Opals Rio Olympics campaign, five members of the team will compete this season with Perth Lynx boasting two players in point guard Tessa Lavey and starting forward Natalie Burton. Leilani Mitchell has the made move from Adelaide Lightning to Sydney Uni and the Lightning have welcomed the return of Laura Hodges after a

stint in Europe. The final member of the Olympic team is Marianna Tolo who has made a successful comeback from a knee injury to the University of Canberra Capitals. The Bendigo Spirits front court of Gabe Richards and Kelsey Griffin promises to be a combination for all WNBL fans to watch out for as well.

On the coaching front, Townsville Fire see a change at the top with Chris Lucas heading home to Adelaide to lead the Lightning. Stepping up to take the reins of the Fire will be past club Captain and assistant coach Claudia Brassard. WNBL Life Member (Player) and 2008/09 WNBL Coach of the Year Cheryl Chambers heads to Sydney to lead the Flames and another WNBL Life Member (Player) in Larissa Anderson will head into her second season with the Dandenong Rangers, aiming to head back to another finals campaign. Simon Pritchard will be looking to take his Spirit team back to the playoff glory as he heads into his second season with Bendigo and Andy Stewart will be aiming to go one better than last year with his Perth Lynx outfit this season. Exciting times ahead for the Canberra Capitals as Paul Goriss brings a wealth of experience from his time at the Centre of Excellence into his first season as a Head Coach in the WNBL. For the Melbourne Boomers, Guy Molloy will be looking forward to further developing his exciting young talent as he enters into his fourth season as Boomers Head Coach.

On behalf of the WNBL I would like to thank our commercial partners for their invaluable support. Qantas Assure, PEAK, Spalding, the Australian Sports Commission and 2XU.

Finally, as media partners of the WNBL we want to thank each of you for your support and acknowledge the critical role you play in promoting and creating awareness for our league. Last season we saw an amazing increase in crowd attendances, rising by 30% across the league. With your ongoing, passionate support we aim to continue that growth in 2016/17.

Here come world-class, tough, powerful, amazing, accessible, elite, strong, spectacular women – that's the WNBL in 2016/17.



# 2016/17 WNBL | SCHEDULE

ROUND 1				
FRI OCT 7	7:30 PM	SYDNEY UNI	VS	PERTH
SAT OCT 8	3:00 PM	UC CAPITALS	VS	DANDENONG
SAT OCT 8	7:30 PM	BENDIGO	VS	ADELAIDE
SUN OCT 9	1:00 PM	TOWNSVILLE	VS	PERTH
SUN OCT 9	3:00 PM	MELBOURNE	VS	ADELAIDE
ROUND 2				
FRI OCT 14	7:00 PM	UC CAPITALS	VS	ADELAIDE
SAT OCT 15	7:00 PM	BENDIGO	VS	DANDENONG
SAT OCT 15	7:30 PM	MELBOURNE	VS	PERTH
SUN OCT 16	1:00 PM	TOWNSVILLE	VS	ADELAIDE
SUN OCT 16	5:00 PM	DANDENONG	VS	PERTH
SUN OCT 16	5:00 PM	SYDNEY UNI	VS	UC CAPITALS
ROUND 3				
FRI OCT 21	4:30 PM	ADELAIDE	VS	MELBOURNE
FRI OCT 21	7:30 PM	BENDIGO	VS	SYDNEY UNI
FRI OCT 21	7:30 PM	DANDENONG	VS	TOWNSVILLE
SAT OCT 22	7:00 PM	PERTH	VS	UC CAPITALS
SAT OCT 22	7:00 PM	SYDNEY UNI	VS	TOWNSVILLE
SUN OCT 23	2:00 PM	MELBOURNE	VS	BENDIGO
ROUND 4				
FRI OCT 28	7:00 PM	UC CAPITALS	VS	MELBOURNE
FRI OCT 28	7:30 PM	DANDENONG	VS	BENDIGO
SUN OCT 30	1:00 PM	PERTH	VS	ADELAIDE
SUN OCT 30	1:00 PM	TOWNSVILLE	VS	BENDIGO
MON OCT 31	7:30 PM	MELBOURNE	VS	DANDENONG
ROUND 5				
SAT NOV 5	7:00 PM	TOWNSVILLE	VS	SYDNEY UNI
SAT NOV 5	7:30 PM	BENDIGO	VS	UC CAPITALS
SUN NOV 6	2:00 PM	DANDENONG	VS	UC CAPITALS
SUN NOV 6	2:00 PM	PERTH	VS	MELBOURNE
ROUND 6				
FRI NOV 11	7:30 PM	SYDNEY UNI	VS	MELBOURNE
SAT NOV 12	7:30 PM	ADELAIDE	VS	PERTH
SAT NOV 12	7:30 PM	BENDIGO	VS	TOWNSVILLE
SAT NOV 12	7:00 PM	DANDENONG	VS	UC CAPITALS
SUN NOV 13	3:00 PM	MELBOURNE	VS	TOWNSVILLE
ROUND 7				
FRI NOV 18	7:00 PM	PERTH	VS	BENDIGO
SAT NOV 19	7:30 PM	ADELAIDE	VS	BENDIGO
SAT NOV 19	7:00 PM	UC CAPITALS	VS	TOWNSVILLE
SUN NOV 20	2:00 PM	DANDENONG	VS	MELBOURNE
SUN NOV 20	3:00 PM	SYDNEY UNI	VS	TOWNSVILLE
ROUND 8				
FRI NOV 25	7:00 PM	TOWNSVILLE	VS	PERTH
FRI NOV 25	7:30 PM	SYDNEY UNI	VS	BENDIGO
SAT NOV 26	6:30 PM	DANDENONG	VS	ADELAIDE
SUN NOV 27	2:00 PM	UC CAPITALS	VS	PERTH
SUN NOV 27	3:00 PM	BENDIGO	VS	ADELAIDE
ROUND 9				
FRI DEC 2	7:00 PM	PERTH	VS	TOWNSVILLE
FRI DEC 2	7:00 PM	UC CAPITALS	VS	MELBOURNE
SAT DEC 3	5:00 PM	ADELAIDE	VS	TOWNSVILLE
SAT DEC 3	6:30 PM	DANDENONG	VS	SYDNEY UNI
SUN DEC 4	2:30 PM	MELBOURNE	VS	SYDNEY UNI
SUN DEC 4	3:00 PM	BENDIGO	VS	DANDENONG
ROUND 10				
THU DEC 8	7:00 PM	UC CAPITALS	VS	SYDNEY UNI
FRI DEC 9	7:30 PM	ADELAIDE	VS	DANDENONG
SAT DEC 10	7:00 PM	SYDNEY UNI	VS	BENDIGO
SAT DEC 10	7:00 PM	TOWNSVILLE	VS	MELBOURNE
SUN DEC 11	1:00 PM	PERTH	VS	DANDENONG
ROUND 11				
FRI DEC 16	4:30 PM	ADELAIDE	VS	TOWNSVILLE
FRI DEC 16	7:30 PM	BENDIGO	VS	UC CAPITALS
SAT DEC 17	7:00 PM	SYDNEY UNI	VS	DANDENONG
SAT DEC 17	7:30 PM	MELBOURNE	VS	UC CAPITALS
SUN DEC 18	1:00 PM	PERTH	VS	ADELAIDE



## 2016/17 WNBL | SCHEDULE

ROUND 12				
THU DEC 29	7:30 PM	ADELAIDE	VS	SYDNEY UNI
FRI DEC 30	7:00 PM	PERTH	VS	SYDNEY UNI
SAT DEC 31	7:00 PM	TOWNSVILLE	VS	MELBOURNE
ROUND 13				
FRI JAN 6	7:00 PM	TOWNSVILLE	VS	UC CAPITALS
SAT JAN 7	7:00 PM	PERTH	VS	BENDIGO
SAT JAN 7	7:30 PM	MELBOURNE	VS	ADELAIDE
SUN JAN 8	2:00 PM	DANDENONG	VS	ADELAIDE
SUN JAN 8	5:00 PM	SYDNEY UNI	VS	UC CAPITALS
ROUND 14				
THU JAN 12	4:30 PM	ADELAIDE	VS	SYDNEY UNI
FRI JAN 13	7:30 PM	BENDIGO	VS	SYDNEY UNI
SAT JAN 14	3:00 PM	DANDENONG	VS	MELBOURNE
SAT JAN 14	3:00 PM	UC CAPITALS	VS	TOWNSVILLE
ROUND 15				
FRI JAN 20	7:00 PM	TOWNSVILLE	VS	BENDIGO
SAT JAN 21	4:30 PM	ADELAIDE	VS	DANDENONG
SAT JAN 21	7:00 PM	SYDNEY UNI	VS	PERTH
SAT JAN 21	7:00 PM	UC CAPITALS	VS	BENDIGO
SUN JAN 22	3:00 PM	MELBOURNE	VS	PERTH
ROUND 16				
WED JAN 25	7:30 PM	MELBOURNE	VS	DANDENONG
THU JAN 26	3:00 PM	UC CAPITALS	VS	SYDNEY UNI
FRI JAN 27	7:30 PM	ADELAIDE	VS	PERTH
SAT JAN 28	7:00 PM	TOWNSVILLE	VS	SYDNEY UNI
SAT JAN 28	7:30 PM	BENDIGO	VS	MELBOURNE
SUN JAN 29	2:00 PM	PERTH	VS	DANDENONG
ROUND 17				
FRI FEB 3	7:30 PM	ADELAIDE	VS	UC CAPITALS
SAT FEB 4	6:30 PM	DANDENONG	VS	TOWNSVILLE
SUN FEB 5	2:00 PM	PERTH	VS	UC CAPITALS
SUN FEB 5	3:00 PM	BENDIGO	VS	TOWNSVILLE
SUN FEB 5	3:00 PM	MELBOURNE	VS	SYDNEY UNI
ROUND 18				
FRI FEB 10	7:00 PM	TOWNSVILLE	VS	DANDENONG
FRI FEB 10	7:30 PM	ADELAIDE	VS	MELBOURNE
SAT FEB 11	3:00 PM	UC CAPITALS	VS	BENDIGO
SAT FEB 11	7:00 PM	SYDNEY UNI	VS	DANDENONG
SUN FEB 12	2:00 PM	PERTH	VS	MELBOURNE
ROUND 19				
THU FEB 16	7:00 PM	UC CAPITALS	VS	ADELAIDE
SAT FEB 18	7:00 PM	SYDNEY UNI	VS	ADELAIDE
SAT FEB 18	7:00 PM	TOWNSVILLE	VS	UC CAPITALS
SAT FEB 18	6:30 PM	DANDENONG	VS	PERTH
SAT FEB 18	7:30 PM	MELBOURNE	VS	BENDIGO
SUN FEB 19	3:00 PM	BENDIGO	VS	PERTH

### FINALS GAMES

SF1	Sat Feb 25	1st	Vs	4th
SF1	Fri Mar 3	4th	Vs	1st
SF1	Sun Mar 5	1st	Vs	4th
SF2	Sat Feb 25	2nd	Vs	3rd
SF2	Fri Mar 3	3rd	Vs	2nd
SF2	Sun Mar 5	2nd	Vs	3rd
GF1	Sat Mar 11	Winner of SF1	Vs	Winner of SF2
GF2	Fri Mar 17	Winner of SF2	Vs	Winner of SF1
GF3	Sun Mar 19	Winner of SF1	Vs	Winner of SF2

### 2016/17 VENUES

AA	Adelaide Arena
SCS	Southern Cross Stadium
BRY	Brydens Stadium
BEN	Bendigo Stadium
DAN	Dandenong Basketball Stadium
TAR	Traralgon Sports Stadium
GEE	The Geelong Arena
TSV	Townsville Stadium
SBC	State Basketball Centre
PER	Bendat Basketball Centre



# UNDERSTANDING THE WNBL LADDER

- GAMES: Games played by Teams
- W: Games won
- L: Games lost
- %: Team's winning percentage
- L5: Record over previous five games
- STK: Team's current winning or losing streak
- HOME: Team's home game win-loss record
- AWAY: Team's road game win-loss record

The order of the ladder will be determined by each team's winning percentage. If teams are tied at the end of the season, ties will be broken by the head-to-head record of tied teams.

## WNBL LIFE MEMBERS

Year Awarded	Name	Service	Year Awarded	Name	Service
	Peter Baskett	Administration (1st WNBL President)	2002/03	Phil Brown	Coach
	Tracey Browning	Player	2003/04	Michelle Brogan	Player
	Michele Timms	Player	2003/04	Jo Hill	Player
	Cheryl Chambers	Player	2005/06	Carrie Graf	Player/Coach
	Jan Morris	Player & Administration	2005/06	Jenny Whittle	Player
	Gaylene McKay	Player	2005/06	Sharon Arnold	Referee
	Marina Wood (Moffa)	Player	2006/07	Tracey Beatty	Player
	Gail Henderson	Player	2006/07	Trish Fallon	Player
	Rachael Sporn	Player	2006/07	Emily McInerney	Player
	Karen Dalton	Player	2007/08	Larissa Anderson	Player
	Robyn Maher	Player	2007/08	Tully Bevilacqua	Player
	Vicki (Valk) Daldy	Player	2008/09	Val Hilberg	Referee
	Ray Tomlinson	Coach	2008/09	Marg Gorman	Referee
	Lucille Baillie (Hamilton)	Player	2009/10	Natalie Porter	Player
1998/99	Lorraine Landon	Administration	2009/10	Kellie Abrams	Player
1998/99	Shelley Sandie	Player	2009/10	Desiree Glaubitz	Player
1998/99	Jo Metcalfe (Moyle)	Player	2009/10	Jessica Bibby	Player
1998/99	Eddie Crouch	Referee	2013/14	Kristi Harrower	Player
99/2000	Linda Brandt	Player	2013/14	Alison Downie	Player
2000/01	Narelle Fletcher	Player	2013/14	Rachael McCully	Player
2000/01	Kerryn Henderson	Player	2013/14	Carly Wilson	Player
2000/01	Jan Collison	Administration	2013/14	Samantha Woosnam	Player
2001/02	Julie Nykiel	Player	2013/14	Deanna Butler	Player
2001/02	Jan Stirling	Player/Coach	2014/15	Jess Foley	Player
2001/02	Karen Smith	Player	2014/15	Suzy Batkovic	Player
2001/02	Kate Cohen	Player	2014/15	Deanna Smith	Player
2002/03	Tom Maher	Coach			



# WNBL AWARD WINNERS

## Betty Watson Rookie Of The Year

1995	Chika Emeagi	AIS
1996	Jessica Bibby	Dandenong Rangers
1997	Lauren Jackson	AIS
1998	Andrea Cartledge	Melbourne Tigers
98/99	Caitlin Ryan	Dandenong Rangers
99/00	Shelley Hammonds	AIS
00/01	Laura Summerton	AIS
01/02	Alison Downie & Kamala Lamshed	Dandenong & Adelaide
02/03	Kelly Wilson	AIS
03/04	Kathleen MacLeod	AIS
04/05	Renae Camino	AIS
05/06	Abby Bishop	AIS
06/07	Cayla Francis	AIS
07/08	Nicole Hunt	AIS
08/09	Sarah Graham	Logan Thunder
09/10	Tayla Roberts	AIS
10/11	Gretel Tippett	BDS Logan Thunder
11/12	Carley Mijovic	Dandenong Rangers
12/13	Stephanie Talbot	Adelaide Lightning
13/14	Alex Wilson	Townsville Fire
14/15	Lauren Scherf	Dandenong Rangers
15/16	Alex Ciabattoni	Adelaide Lightning

## Youth Player Of The Year

1988	Lucille Hamilton	AIS
1989	Renae Fegent	AIS
1990	Trish Fallon	AIS
1991	Michelle Brogan	Adelaide City Tigers
1992	Allison Cook	Melbourne Tigers
1993	Allison Cook	Melbourne Tigers
1994	Maryanne Difrancesco	Melbourne Tigers

## WNBL Champions

1981	St Kilda Saints
1982	St Kilda Saints
1983	Nunawading Spectres
1984	Nunawading Spectres
1985	Coburg Cougars
1986	Nunawading Spectres
1987	Nunawading Spectres
1988	Nunawading Spectres
1989	Nunawading Spectres
1990	North Adelaide
1991	Hobart Islanders
1992	Perth Breakers
1993	Sydney Flames
1994	Adelaide Lightning
1995	Adelaide Lightning
1996	Adelaide Lightning
1997	Sydney Flames
1998	Adelaide Lightning
98/99	Australian Institute of Sport
99/2000	Canberra Capitals

2000/01	Sydney Panthers
2001/02	Canberra Capitals
2002/03	Canberra Capitals
2003/04	Dandenong Rangers
2004/05	Dandenong Rangers
2005/06	Canberra Capitals
2006/07	Canberra Capitals
2007/08	Adelaide Lightning
2008/09	Canberra Capitals
2009/10	Canberra Capitals
2010/11	Bulleen Boomers
2011/12	Dandenong Rangers
2012/13	Bendigo Spirit
2013/14	Bendigo Spirit
2014/15	Townsville Fire
2015/16	Townsville Fire

## Most Valuable Player

1982	Karen Ogden	St Kilda Saints
1983	Karen Ogden & Robyn Maher	St Kilda Saints & Nunawading Spectres
1984	Julie Nykiel	Noarlunga Tigers
1985	Kathy Foster	North Adelaide Rockets
1986	Kathy Foster	Hobart Islanders
1987	Robyn Maher	Nunawading Spectres
1988	Julie Nykiel	Noarlunga Tigers
1989	Kathy Foster	Hobart Islanders
1990	Debbie Slimmon	Bulleen Melbourne Boomers
1991	Joanne Metcalfe	Melbourne Tigers
1992	Debbie Slimmon	Bulleen Melbourne Boomers
1993	Alison Cook	Melbourne Tigers
1994	Shelley Gorman	Sydney Flames
1995	Sandy Brondello	Brisbane Blazers
1996	Rachael Sporn	Adelaide Lightning
1997	Rachael Sporn	Adelaide Lightning
1998	Michelle Griffiths	Sydney Flames
98/99	Lauren Jackson	AIS
99/00	Lauren Jackson & Trish Fallon	Canberra Capitals & Sydney Flames
00/01	Penny Taylor	Dandenong Rangers
01/02	Penny Taylor	Dandenong Rangers
02/03	Lauren Jackson	Canberra Capitals
03/04	Lauren Jackson	Canberra Capitals
04/05	Katrina Hibbert	Bulleen Melbourne Boomers
05/06	Katrina Hibbert	Bulleen Melbourne Boomers
06/07	Hollie Grima	Bulleen Melbourne Boomers
07/08	Natalie Porter	Sydney Uni Flames
08/09	Rohanee Cox	Townsville Fire
09/10	Kristi Harrower	Bendigo Spirit
10/11	Elizabeth Cambage	Bulleen Boomers
11/12	Suzy Batkovic	Adelaide Lightning
12/13	Suzy Batkovic	Adelaide Lightning
13/14	Suzy Batkovic	Townsville Fire
14/15	Abby Bishop	UC Capitals
15/16	Suzy Batkovic	Townsville Fire



# WNBL AWARD WINNERS

## Leading Scorers Awards

			Total	PPG	Played
1981	Julie Nykiel	Noarlunga Tigers	288	22.1	13
1982	Karen Ogden	St.Kilda Saints	410	24.1	17
1983	Julie Nykiel	Noarlunga Tigers	398	23.4	17
1984	Julie Nykiel	Noarlunga Tigers	227	25.2	9
1985	Julie Nykiel	Noarlunga Tigers	297	19.8	15
1986	Karen Maar	Coburg Cougars	500	20	25
1987	Kathy Foster	Hobart Islanders	415	20.8	20
1988	Julie Nykiel	Noarlunga Tigers	452	21.5	21
1989	Kathy Foster	Hobart Islanders	517	20.7	25
1990	Debbie Slimmon	Bulleen Melbourne	553	22.1	25
1991	Joanne Metcalfe	Melbourne Tigers	479	21.8	22
1992	Jodie Murphy	Canberra Capitals	376	17.9	21
1993	Samantha Thornton	Dandenong Rangers	359	18.9	19
1994	Sandy Brondello	Brisbane Blazers	340	17	19
1994	Shelley Gorman	Sydney Flames	340	17	19
1995	Sandy Brondello	Brisbane Blazers	357	20	18
1996	Gina Stevens	Perth Breakers	375	21.3	18
1997	Rachael Sporn	Adelaide Lightning	429	21	20
1998	Allison Cook	Bulleen Melbourne	232	19	12
98/99	Lauren Jackson	A.I.S.	463	23.2	20
99/00	Trisha Fallon	Sydney Flames	434	20.7	21
00/01	Penny Taylor	Dandenong Rangers	536	25.5	21
01/02	Penny Taylor	Dandenong Rangers	570	28.5	20
02/03	Lauren Jackson	Canberra Capitals	462	27.2	17
03/04	Lauren Jackson	Canberra Capitals	391	27.9	14
04/05	Belinda Snell	Sydney Uni Flames	427	20.3	21
05/06	Deanna Smith	Perth Lynx	456	21.7	21
06/07	Hollie Grima	Bulleen Melbourne	403	19	21
07/08	Natalie Porter	Sydney Uni Flames	566	24.6	23
08/09	Rohanee Cox	Townsville McCafe Fire	466	21.2	22
09/10	Suzy Batkovic	Sydney Uni Flames	491	24.6	20
10/11	Elizabeth Cabbage	Bulleen Boomers	490	22.3	22
11/12	Suzy Batkovic	Adelaide Lightning	438	23.1	19
12/13	Suzy Batkovic	Adelaide Lightning	405	21.3	19
13/14	Jenna O'Hea	Dandenong Rangers	453	20.6	22
14/15	Abby Bishop	Canberra Capitals		23.0	
15/16	Suzy Batkovic	Townsville Fire	581	20.8	28

## Defensive Player of the Year

1990	Karen Dalton	Sydney Bruins
1991	Kim Foley	Hobart Islanders
1992	Robyn Maher	Perth Breakers
1993	Karen Dalton	Sydney Flames
1994	Robyn Maher	Sydney Flames
1995	Tully Bevilaqua	Perth Breakers
1996	Tully Bevilaqua	Perth Breakers
1997	Tully Bevilaqua	Perth Breakers
1998	Emily McInerny	Melbourne Tigers
98/99	Emily McInerny	Melbourne Tigers

## Robyn Maher Defensive Player Of The Year

99/00	Tully Bevilaqua	Perth Breakers
00/01	Emily McInerny	Dandenong Rangers
01/02	Emily McInerny	Dandenong Rangers
02/03	Natalie Porter	Townsville Fire
03/04	Emily McInerny	Dandenong Rangers
04/05	Emily McInerny	Dandenong Rangers
05/06	Emily McInerny	Dandenong Rangers
06/07	Emily McInerny	Dandenong Rangers
07/08	Emily McInerny	Dandenong Rangers
08/09	Alicia Poto	Sydney Uni Flames
09/10	Rachael Flanagan	Townsville Fire
10/11	Rachael Flanagan	Townsville McCafe Fire
11/12	Alicia Poto	Sydney Uni Flames
12/13	Kristi Harrower	Bendigo Spirit
13/14	Rebecca Allen	Melbourne Boomers
14/15	Kelsey Griffin	Bendigo Spirit
15/16	Stephanie Cumming	Dandenong Rangers

## Coach Of The Year

1987	Tom Maher	Nunawading Spectres
1988	Robbie Cadee	Bankstown Bruins
1989	Mark Molitor	North Adelaide Rockets
1990	Jenny Cheesman	AIS
1991	Jerry Lee	Canberra Capitals
1992	Tom Maher	Perth Breakers
1993	Jan Stirling	Adelaide Lightning
1994	Ray Tomlinson	Canberra Capitals
1995	Guy Molloy	Perth Breakers
1996	Lori Chizik	Bulleen Melbourne Boomers
1997	Bill Tomlinson	Sydney Flames
1998	Phil Brown	AIS
98/99	Phil Brown	AIS
99/00	Mark Wright	Dandenong Rangers
00/01	Mark Wright	Dandenong Rangers
01/02	Karen Dalton	Sydney Panthers
02/03	David Herbert	Townsville Fire
03/04	Gary Fox	Dandenong Rangers
04/05	Cheryl Chambers	Bulleen Melbourne Boomers
05/06	Gary Fox	Dandenong Rangers
06/07	Carrie Graf	Canberra Capitals
07/08	Carrie Graf	Canberra Capitals
08/09	Cheryl Chambers	Bulleen Boomers
09/10	Tom Maher	Bulleen Boomers
10/11	Tom Maher	Bulleen Boomers
11/12	Peter Buckle	Adelaide Lightning
12/13	Bernie Harrower	Bendigo Spirit
13/14	Guy Molloy	Melbourne Boomers
14/15	Shannon Seebohm	Sydney Uni Flames
15/16	Andy Stewart	Perth Lynx





# WNBL ALL-STAR FIVE

1988	Donna Brown	North Adelaide Rockets	1997	Rachael Sporn	Adelaide Lightning
	Shelley Gorman	Nunawading Spectres		Kristi Harrower	Melbourne Tigers
	Robyn Maher	Nunawading Spectres		Trish Fallon	Sydney Flames
	Michele Timms	Nunawading Spectres		Allison Cook	Melbourne Tigers
	Debbie Slimmon	Bulleen Melbourne Boomers		Jenny Whittle	Brisbane Blazers
1989	Michele Timms	Nunawading Spectres	1998	Michelle Griffiths	Sydney Flames
	Shelley Gorman	Nunawading Spectres		Kristi Harrower	Melbourne Tigers
	Karin Maar	Bulleen Melbourne Boomers		Annie La Fleur	Sydney Flames
	Debbie Slimmon	Bulleen Melbourne Boomers		Carla Porter	Adelaide Lightning
	Kathy Foster	Hobart Islanders		Allison Cook	Bulleen Melbourne Boomers
1990	Debbie Slimmon	Bulleen Melbourne Boomers	98/99	Kristi Harrower	Melbourne Tigers
	Michele Timms	Nunawading Spectres		Rachael Sporn	Adelaide Lightning
	Kathy Foster	Hobart Islanders		Lauren Jackson	AIS
	Vicky Daldy	North Adelaide Rockets		Shelley Sandie	Canberra Capitals
	Donna Brown	North Adelaide Rockets		Gina Stevens	Perth Breakers
1991	Joanne Metcalfe	Melbourne Tigers	99/00	Lauren Jackson	Canberra Capitals
	Vicky Daldy	North Adelaide Rockets		Trisha Fallon	Sydney Flames
	Michele Timms	Perth Breakers		Kristi Harrower	Melbourne Tigers
	Shelley Gorman	Melbourne East		Kristin Folkl	Melbourne Tigers
	Samantha Thornton	Melbourne East		Jo Hill	Adelaide Lightning
1992	Michele Timms	Perth Breakers	00/01	Jai Kingi	Adelaide Lightning
	Allison Cook	Melbourne Tigers		Annie Burgess	Sydney Panthers
	Michelle Brogan	Adelaide City		Belinda Snell	Sydney Panthers
	Rachael Sporn	Adelaide City		Penny Taylor	Dandenong Rangers
	Jodie Murphy	Canberra Capitals		Lauren Jackson	Canberra Capitals
1993	Vicky Daldy	Adelaide Lightning	01/02	Rachael Sporn	Adelaide Lightning
	Rachael Sporn	Adelaide Lightning		Jai Kingi	Adelaide Lightning
	Allison Cook	Melbourne Tigers		Natalie Hughes	Sydney Panthers
	Samantha Thornton	Dandenong Rangers		Lauren Jackson	Canberra Capitals
	Shelley Gorman	Sydney Flames		Penny Taylor	Dandenong Rangers
1994	Rachael Sporn	Adelaide Lightning	02/03	Kristen Veal	Canberra Capitals
	Sandy Brondello	Brisbane Blazers		Carly Wilson	Dandenong Rangers
	Michele Timms	Perth Breakers		Shelley Hammonds	Sydney Flames
	Allison Cook	Melbourne Tigers		Natalie Porter	Townsville Fire
	Shelley Gorman	Sydney Flames		Lauren Jackson	Canberra Capitals
1995	Rachael Sporn	Adelaide Lightning	03/04	Lauren Jackson	Canberra Capitals
	Sandy Brondello	Brisbane Blazers		Jodie Datson	Townsville Fire
	Debbie Slimmon	Bulleen Melbourne Boomers		Jacinta Hamilton	Dandenong Rangers
	Shelley Gorman	Sydney Flames		Shelley Hammonds	Sydney Uni Flames
	Allison Cook	Melbourne Tigers		Belinda Snell	Sydney Uni Flames
1996	Rachael Sporn	Adelaide Lightning	04/05	Katrina Hibbert	Bulleen Melbourne Boomers
	Trisha Fallon	Sydney Flames		Jenny Whittle	Canberra Capitals
	Gina Stevens	Perth Breakers		Belinda Snell	Sydney Uni Flames
	Michele Timms	Sydney Flames		Trish Fallon	Sydney Uni Flames
	Jenny Whittle	Brisbane Blazers		Erin Phillips	Adelaide Lightning



# WNBL ALL-STAR FIVE

05/06	Deanna Smith	Perth Lynx
	Jacinta Hamilton	Dandenong Rangers
	Jenny Whittle	Canberra Capitals
	Erin Phillips	Adelaide Fellas
	Katrina Hibbert	Bulleen Melbourne Boomers
06/07	Natalie Porter	Sydney Uni Flames
	Hollie Grima	Bulleen Melbourne Boomers
	Erin Phillips	Adelaide Lightning
	Carly Wilson	Perth Lynx
07/08	Sharin Milner	Bulleen Melbourne Boomers
	Natalie Porter	Sydney Uni Flames
	Tracy Gahan	Adelaide Lightning
	Rohanee Cox	Townsville Fire
	Kathleen Macleod	Bendigo Spirit
08/09	Jessica Foley	Adelaide Lightning
	Kristi Harrower	Bendigo Spirit
	Deanna Smith	Perth Lynx
	Rohanee Cox	Townsville Fire
09/10	Abby Bishop	Canberra Capitals
	Jennifer Crouse	Townsville Fire
	Kristi Harrower	Bendigo Spirit
	Jenna O'Hea	Bulleen Boomers
	Deanna Smith	Sydney Uni Flames
10/11	Elizabeth Cabbage	Bulleen Boomers
	Marianna Tolo	Canberra TransACT Capitals
	Amy Denson	Sydney Uni Flames
	Kathleen Macleod	Dandenong Jayco Rangers
10/11	Jenna O'Hea	Bulleen Boomers

11/12	Suzy Batkovic	Adelaide Lightning
	Shanavia Dowdell	Townsville Fire
	Belinda Snell	Sydney Uni Flames
	Jenna O'Hea	Dandenong Rangers
	Kathleen MacLeod	Dandenong Rangers
12/13	Samantha Richards	Bulleen Boomers
	Suzy Batkovic	Adelaide Lightning
	Jenna O'Hea	Dandenong Rangers
	Kristi Harrower	Bendigo Spirit
13/14	Kathleen MacLeod	Dandenong Rangers
	Gabrielle Richards	Bendigo Spirit
	Leilani Mitchell	Dandenong Rangers
	Jenna O'Hea	Dandenong Rangers
	Laura Hodges	Adelaide Lightning
14/15	Suzy Batkovic	Townsville Fire
	Gabrielle Richards	Bendigo Spirit
	Tess Madgen	Melbourne Boomers
	Penny Taylor	Dandenong Rangers
	Cayla Francis	Townsville Fire
15/16	Kelsey Griffin	Bendigo Spirit
	Abby Bishop	UC Capitals
	Leilani Mitchell	Adelaide Lightning
	Sami Whitcomb	Perth Lynx
	Katie-Rae Ebzery	Sydney Uni Flames
15/16	Kelsey Griffin	Bendigo Spirit
	Suzy Batkovic	Townsville Fire



[WWW.WNBL.COM.AU](http://WWW.WNBL.COM.AU)

**MAC**  
*adelaide*  
**LIGHTNING**



# PLAYER ROSTER

NO.	PLAYER	HEIGHT (CM)	POSITION	DOB
4	Alexandra Ciabattoni	175	Forward	1/06/94
5	Jordan Hunter	172	Point Guard	20/08/90
6	Shannon McKay	169	Guard	7/12/90
7	Sarah Elsworth	171	Guard	29/05/98
8	Anne Hatchard	175	Guard/Forward	7/03/98
10	Laura Hodges	188	Forward	13/12/83
11	Jessica Good	185	Forward	4/08/94
13	Ieva Nagy	175	Guard/Forward	22/01/91
14	Chelsea Brook	188	Forward/Centre	29/07/98
15	Tayla Roberts	191	Forward	16/02/93
21	Mollie McKendrick	182	Forward	26/01/93
22	Samantha Logic	175	Point Guard	22/10/92
42	Colleen Planeta	188	Centre	3/09/88
	Opal Mader	178	Guard	31/10/97
	Tayla Corrigan		Centre	19/08/93

## CLUB INFO

CLUB DETAILS	
CLUB NAME	MAC Adelaide Lightning
MAJOR SPONSOR	MAC
FACEBOOK HANDLE	AdelLightning
TWITTER HANDLE	Adel_Lightning
INSTAGRAM HANDLE	AdelLightning
UNIFORM COLOURS	Royal Blue, Red, White and Yellow
STADIUM NAME	Titanium Security Arena
STADIUM ADDRESS	44a Crittenden Road, Findon SA 5023
CAPACITY	7,141

CLUB CONTACTS	
CLUB CONTACT	Pat Coppick
Mobile	0407 619 084
Email	admin@adelaidelighting.com.au
Phone	08 8345 0900
Fax	08 8345 0199
CLUB MEDIA OFFICER	Skye Harwood
Mobile	0418 849 512
Email	skye@adelaidelighting.com.au
HEAD COACH	Chris Lucas
Mobile	0411 865 009
Email	clucas@adelaidelighting.com.au
ASSISTANT COACH	Marcus Wong
Mobile	0412 081 178
Email	marcus@bluestoneaccountants.com.au
TEAM MANAGER	Renee Maycock
Mobile	0403 300 827
Email	manageradelaide@gmail.com
CLUB GAME COMMISSIONER	Joe Tertzakian
Mobile	0403 734 508
Email	bigjoe@adelaidelighting.com.au
CLUB HEAD STATISTICIAN	Joe Tertzakian
Mobile	bigjoe@adelaidelighting.com.au





# 2016/17 SCHEDULE

ROUND	GAME	DATE	TIME	VENUE	HOME TEAM	AWAY TEAM
1	3	Sat Oct 8	7:30 pm	BEN	BENDIGO	ADELAIDE
1	5	Sun Oct 9	3:00 pm	SBC	MELBOURNE	ADELAIDE
2	6	Fri Oct 14	7:00 pm	SCS	UC CAPITALS	ADELAIDE
2	9	Sun Oct 16	1:00 pm	TSV	TOWNSVILLE	ADELAIDE
3	12	Fri Oct 21	4:30 pm	AA	ADELAIDE	MELBOURNE
4	20	Sun Oct 30	1:00 pm	PER	PERTH	ADELAIDE
6	28	Sat Nov 12	7:30 pm	AA	ADELAIDE	PERTH
7	33	Sat Nov 19	7:30 pm	AA	ADELAIDE	BENDIGO
8	39	Sat Nov 26	6:30 pm	DAN	DANDENONG	ADELAIDE
8	41	Sun Nov 27	3:00 pm	BEN	BENDIGO	ADELAIDE
9	44	Sat Dec 3	5:00 pm	AA	ADELAIDE	TOWNSVILLE
10	49	Fri Dec 9	7:30 pm	AA	ADELAIDE	DANDENONG
11	53	Fri Dec 16	4:30 pm	AA	ADELAIDE	TOWNSVILLE
11	57	Sun Dec 18	1:00 pm	PER	PERTH	ADELAIDE
12	58	Thu Dec 29	7:30 pm	AA	ADELAIDE	SYDNEY UNI
13	63	Sat Jan 7	7:30 pm	GA	MELBOURNE	ADELAIDE
13	64	Sun Jan 8	2:00 pm	DAN	DANDENONG	ADELAIDE
14	66	Thu Jan 12	4:30 pm	AA	ADELAIDE	SYDNEY UNI
15	71	Sat Jan 21	4:30 pm	AA	ADELAIDE	DANDENONG
16	77	Fri Jan 27	7:30 pm	AA	ADELAIDE	PERTH
17	81	Fri Feb 3	7:30 pm	AA	ADELAIDE	UC CAPITALS
18	87	Fri Feb 10	7:30 pm	AA	ADELAIDE	MELBOURNE
19	91	Thu Feb 16	7:00 pm	SCS	UC CAPITALS	ADELAIDE
19	92	Sat Feb 18	7:00 pm	BRY	SYDNEY UNI	ADELAIDE

\*\* Double Header with NBL

## FINALS GAMES

<b>SF1</b>	Sat Feb 25	1st	<b>Vs</b>	4th
<b>SF1</b>	Fri Mar 3	4th	<b>Vs</b>	1st
<b>SF1</b>	Sun Mar 5	1st	<b>Vs</b>	4th
<b>SF2</b>	Sat Feb 25	2nd	<b>Vs</b>	3rd
<b>SF2</b>	Fri Mar 3	3rd	<b>Vs</b>	2nd
<b>SF2</b>	Sun Mar 5	2nd	<b>Vs</b>	3rd
<b>GF1</b>	Sat Mar 11	Winner of SF1	<b>Vs</b>	Winner of SF2
<b>GF2</b>	Fri Mar 17	Winner of SF2	<b>Vs</b>	Winner of SF1
<b>GF3</b>	Sun Mar 19	Winner of SF1	<b>Vs</b>	Winner of SF2

## 2016/17 VENUES

<b>AA</b>	Adelaide Arena
<b>SCS</b>	Southern Cross Stadium
<b>BRY</b>	Brydens Stadium
<b>BEN</b>	Bendigo Stadium
<b>DAN</b>	Dandenong Basketball Stadium
<b>TAR</b>	Traralgon Sports Stadium
<b>GEE</b>	The Geelong Arena
<b>TSV</b>	Townsville Stadium
<b>SBC</b>	State Basketball Centre
<b>PER</b>	Bendat Basketball Centre

ROSTER

2016/17 SCHEDULE

YEAR BY YEAR

PLAYER INFO



# YEAR BY YEAR

YEAR	CLUB	WINS	LOSSES	POSITION	PLAYOFFS	COACH
	Noarlunga Tigers	4	9	7th	Missed Playoffs	Brendan Flynn
	North Adelaide Rockets	10	3	2nd	Lost Grand Final	Kay McFarlane
	West Adelaide Bearcats	6	7	5th	Lost Semi Final	Ted Powell
1982	Noarlunga Tigers	10	4	3rd	Lost Semi Final	Brendan Flynn
	North Adelaide Rockets	5	9	8th	Missed Playoffs	Kay McFarlane
	West Adelaide Bearcats	10	7	5th	Lost Semi Final	Ted Powell
1983	Noarlunga Tigers	4	13	9th	Missed Playoffs	Jim Madigan
	North Adelaide Rockets	7	10	6th	Missed Playoffs	Kay McFarlane
	West Adelaide Bearcats	9	8	5th	Missed Playoffs	Ted Powell
1984	Noarlunga Tigers	12	6	3rd	Lost Semi Final	Jim Madigan
	North Adelaide Rockets	12	6	4th	Lost Semi Final	Kay McFarlane
	West Adelaide Bearcats	14	4	1st	Lost Grand Final	Ted Powell
1985	Noarlunga Tigers	13	5	3rd	Lost Grand Final	Jim Madigan
	North Adelaide Rockets	15	3	1st	Lost Semi Final	Kay McFarlane
	West Adelaide Bearcats	10	8	6th	Missed Playoffs	Ted Powell
1986	Noarlunga Tigers	11	13	8th	Missed Playoffs	Lee Prettyjohn
	North Adelaide Rockets	16	8	5th	Missed Playoffs	Kay McFarlane
	West Adelaide Bearcats	14	10	7th	Missed Playoffs	Ted Powell
1987	Noarlunga Tigers	10	10	7th	Missed Playoffs	John Wright
	North Adelaide Rockets	13	7	3rd	Lost Semi Final	Kay McFarlane
	West Adelaide Bearcats	13	7	4th	Lost Semi Final	Ted Powell
1988	Noarlunga Tigers	12	10	7th	Missed Playoffs	Trevor Spratt
	North Adelaide Rockets	18	4	2nd	Lost Grand Final	Kay McFarlane
	West Adelaide Bearcats	14	8	4th	Lost Semi Final	Ted Powell
1989	Noarlunga Tigers	3	19	12th	Missed Playoffs	Trevor Spratt
	North Adelaide Rockets	18	8	2nd	Lost Semi Final	Mark Molitor
	West Adelaide Bearcats	13	11	6th	Missed Playoffs	Ted Powell
1990	Noarlunga Tigers	2	22	13th	Missed Playoffs	John Cadd
	North Adelaide Rockets	22	2	1st	Won Championship	Mark Molitor
	West Adelaide Bearcats	6	18	10th	Missed Playoffs	Ted Powell
1991	Noarlunga Tigers	5	17	11th	Missed Playoffs	John Cadd
	North Adelaide Rockets	13	9	4th	Missed Playoffs	Mark Molitor
	West Adelaide Bearcats	0	22	12th	Missed Playoffs	Ted Powell
1992	Adelaide City Comets	8	12	7th	Missed Playoffs	Mark Molitor
	West Adelaide Bearcats	11	9	5th	Missed Playoffs	Reg Grantham
1993	Adelaide Lightning	16	2	2nd	Lost Preliminary Final	Jan Stirling
1994	Adelaide Lightning	16	2	1st	Won Championship	Jan Stirling
1995	Adelaide Lightning	16	2	1st	Won Championship	Jan Stirling
1996	Adelaide Lightning	16	2	2nd	Won Championship	Jan Stirling
1997	Adelaide Lightning	14	4	2nd	Lost Grand Final	Jan Stirling
1998	Adelaide Lightning	9	3	2nd	Won Championship	Jan Stirling
1998/99	Adelaide Lightning	12	9	3rd	Lost Preliminary Final	Jan Stirling
1999/00	Adelaide Lightning	13	8	2nd	Lost Grand Final	Jan Stirling
2000/01	Adelaide Lightning	15	6	3rd	Lost Semi Final	Jan Stirling
2001/02	Adelaide Lightning	17	4	1st	Lost Preliminary Final	Jan Stirling
2002/03	Adelaide Lightning	12	9	4th	Lost Semi Final	Jan Stirling
2003/04	Adelaide Lightning	13	8	3rd	Lost Preliminary Final	Jan Stirling
2004/05	Adelaide Lightning	13	8	4th	Lost Semi Final	Chris Lucas
2005/06	Adelaide Fellas	14	7	2nd	Lost Preliminary Final	Chris Lucas
2006/07	Adelaide Lightning	15	6	3rd	Lost Preliminary Final	Chris Lucas
2007/08	Adelaide Lightning	21	3	1st	Won Championship	Vicki Valk
2008/09	Adelaide Lightning	15	7	4th	lost Semi Final	Vicki Valk
2009/10	Adelaide Lightning	13	9	6th	Missed Playoffs	Vicki Valk
2010/11	Adelaide Lightning	3	19	9th	Missed Playoffs	Stephen Breheny
2011/12	Adelaide Lightning	18	4	1st	Lost Preliminary Final	Peter Buckle
2012/13	Adelaide Lightning	18	6	3rd	Lost Semi Final	Peter Buckle
2013/14	Adelaide Lightning	12	12	5th	Missed Playoffs	Peter Buckle / Richard Dickel
2014/15	Adelaide Lightning	7	15	7th	Missed Playoffs	Jeremi Moule
2015/16	Adelaide Lightning	10	14	7th	Missed Playoffs	Tracy York

ROSTER

2016/17 SCHEDULE

YEAR BY YEAR

PLAYER INFO

# YEAR BY YEAR



## HEAD COACH CHRIS LUCAS

Chris Lucas has long been involved in coaching at the WNBL level, serving as an Assistant Coach at the Adelaide Lightning under Jan Stirling before taking the reins in 2004. In his three full seasons at the Lightning, he drove the team to finals appearances in each campaign, including a preliminary final in 2007.

The next move was to Canberra, where Lucas worked as an assistant to Carrie Graf, helping the Capitals to two WNBL Championships in his three-year stay.

He then continued that success with Townsville, leading them into the Championship game for three straight years before taking out the title in the past two seasons.

Lucas has worked extensively at the national team level, serving as an Assistant Coach to Jan Stirling at the 2004 Athens Olympic Games among a host of coaching roles with the World University Games teams, Emerging Opals program and other junior teams.

YEAR	TEAM	REGULAR SEASON			FINALS		NOTES
		WIN	LOSS	POS	WIN	LOSS	
2004/05	Adelaide Lightning	13	8	3rd	0	1	Lost Semi Final
2005/06	Adelaide Fellas	14	7	2nd	0	2	Lost Prelim Final
2006/07	Adelaide Lightning	15	6	3rd	1	1	Lost Prelim Final
2007/08	Adelaide Lightning	1	1				
2011/12	Townsville Fire	13	9	4th	1	1	Lost Semi Final
2012/13	Townsville Fire	13	11	4th	2	1	Lost Grand Final
2013/14	Townsville Fire	16	8	3rd	2	1	Lost Grand Final
2014/15	Townsville Fire	17	5	1st	3	3	Won Grand Final
2015/16	Townsville Fire	17	7	1st	3	1	Won Grand Final
Totals		119	62		12	11	



# 2016/17 PLAYER INFO



## #4 ALEXANDRA CIABATTONI FORWARD

**Player Number** 4 **Junior Association** Forestville Eagles  
**Player Name** Alexandra Ciabattoni  
**Player Position** Forward  
**DOB** 1/06/94  
**Height** 175cm  
**Nationality** Australian

REGULAR SEASON STATS			FIELD GOALS			3 PTS			FREE THROWS				REBOUNDS				AVERAGES						
TEAM	YEAR	G	FGA	FGM	FG%	3PA	3PM	3P%	FTA	FTM	FT%	PTS	OR	DR	REB	FLS	ASS	BLK	STL	TO	PTS	REB	ASS
Adelaide	2015/16	20	84	39	46.4	27	6	22.2	13	8	61.5	92	17	31	48	23	20	1	8	10	4.6	2.4	1.0
		<b>20</b>	<b>84</b>	<b>39</b>	<b>46.4</b>	<b>27</b>	<b>6</b>	<b>22.2</b>	<b>13</b>	<b>8</b>	<b>61.5</b>	<b>92</b>	<b>17</b>	<b>31</b>	<b>48</b>	<b>23</b>	<b>20</b>	<b>1</b>	<b>8</b>	<b>10</b>	<b>4.6</b>	<b>2.4</b>	<b>1.0</b>



## #5 JORDAN HUNTER POINT GUARD

**Player Number** 5  
**Player Name** Jordan Hunter  
**Player Position** Point Guard  
**DOB** 20/08/90  
**Height** 172cm  
**Nationality** New Zealand



## #6 SHANNON MCKAY GUARD

**Player Number** 6 **Junior Association** North Adelaide Rockets  
**Player Name** Shannon McKay  
**Player Position** Guard  
**DOB** 7/12/90  
**Height** 169cm  
**Nationality** Australian



## #7 SARAH ELSWORTHY GUARD

**Player Number** 7 **Junior Association** North Adelaide Rockets  
**Player Name** Sarah Elsworth  
**Player Position** Guard  
**DOB** 29/05/98  
**Height** 171cm  
**Nationality** Australian



### #8 ANNE HATCHARD GUARD/FORWARD

**Player Number** 8 **Junior Association** Sturt Sabres  
**Player Name** Anne Hatchard  
**Player Position** Guard/Forward  
**DOB** 7/03/98  
**Height** 175cm  
**Nationality** Australian



### #10 LAURA HODGES FORWARD

**Player Number** 10 **Career Highlights** 4-time Olympian, World Champion team member 2006  
**Player Name** Laura Hodges **Junior Association** Sturt Sabres  
**Player Position** Forward  
**DOB** 13/12/83  
**Height** 188cm  
**Nationality** Australian

REGULAR SEASON STATS			FIELD GOALS			3 PTS			FREE THROWS				REBOUNDS			AVERAGES								
TEAM	YEAR	G	FGA	FGM	FG%	3PA	3PM	3P%	FTA	FTM	FT%	PTS	OR	DR	REB	FLS	ASS	BLK	STL	TO	PTS	REB	ASS	
AIS	1999/00	2	0	0	0	0	0	0	0	0	0	0	0	0	0	0	0	0	0	0	0	0	0	
AIS	2000/01	21	270	112	41.5	33	6	18.2	73	58	79.5	288	45	82	127	70	34	16	18	47	13.7	6.0	1.6	
AIS	2001/02	21	223	107	48.0	11	1	9.1	104	66	63.5	281	52	78	130	64	46	11	11	54	13.4	6.2	2.2	
Adelaide	2002/03	21	268	114	42.5	22	5	22.7	93	56	60.2	289	47	79	126	58	29	7	19	59	13.8	6.0	1.4	
Adelaide	2003/04	23	298	137	46.0	17	4	23.6	89	43	48.3	321	62	68	130	56	39	16	12	54	14.0	5.7	1.7	
Adelaide	2004/05	22	328	176	53.7	49	18	36.7	87	60	69.0	430	61	96	157	67	55	20	20	46	19.6	7.1	2.5	
Adelaide	2005/06	21	263	125	47.5	26	5	19.2	106	63	59.4	318	65	114	179	71	42	25	11	35	15.1	8.5	2.0	
Adelaide	2012/13	20	202	113	56.0	4	0	0	60	37	61.7	263	49	60	109	55	27	14	12	30	13.2	5.5	1.4	
Adelaide	2013/14	23	292	169	57.9	10	4	40	111	68	61.3	410	68	109	177	65	46	11	11	46	17.8	7.7	2.0	
Adelaide	2014/15	21	262	147	56.1	13	4	30.8	70	43	61.4	347	45	76	121	51	27	6	12	39	16.5	7.8	1.3	
			<b>195</b>	<b>2406</b>	<b>1200</b>	<b>49.9</b>	<b>185</b>	<b>47</b>	<b>25.4</b>	<b>793</b>	<b>494</b>	<b>62.3</b>	<b>2946</b>	<b>414</b>	<b>762</b>	<b>1176</b>	<b>557</b>	<b>345</b>	<b>126</b>	<b>126</b>	<b>410</b>	<b>15.1</b>	<b>6.0</b>	<b>1.8</b>



### #11 JESSICA GOOD FORWARD

**Player Number** 11 **Junior Association** Norwood Flames  
**Player Name** Jessica Good  
**Player Position** Forward  
**DOB** 4/08/94  
**Height** 185cm  
**Nationality** Australian

REGULAR SEASON STATS			FIELD GOALS			3 PTS			FREE THROWS				REBOUNDS			AVERAGES								
TEAM	YEAR	G	FGA	FGM	FG%	3PA	3PM	3P%	FTA	FTM	FT%	PTS	OR	DR	REB	FLS	ASS	BLK	STL	TO	PTS	REB	ASS	
Adelaide	2012/13	3	1	0	0.0	1	0	0.0	0	0	0.0	0	0	1	1	0	0	0	0	2	0.0	0.3	0.0	
Adelaide	2013/14	3	0	0	0.0	0	0	0.0	0	0	0.0	0	0	1	1	0	0	0	0	0	0.0	0.5	0.0	
Adelaide	2014/15	8	3	0	0.0	3	0	0.0	0	0	0.0	0	0	4	4	0	0	0	0	1	0.0	0.5	0.0	
Adelaide	2015/16	20	91	31	34.1	40	11	27.5	31	15	48.4	88	32	20	52	30	19	5	7	16	4.4	2.6	1.0	
			<b>34</b>	<b>95</b>	<b>31</b>	<b>32.6</b>	<b>44</b>	<b>11</b>	<b>25.0</b>	<b>31</b>	<b>15</b>	<b>48.4</b>	<b>88</b>	<b>32</b>	<b>26</b>	<b>58</b>	<b>30</b>	<b>19</b>	<b>5</b>	<b>7</b>	<b>19</b>	<b>2.6</b>	<b>1.7</b>	<b>0.6</b>



### #13 IEVA NAGY GUARD/FORWARD

**Player Number** 13 **Junior Association** Forestville Eagles  
**Player Name** Ieva Nagy  
**Player Position** Guard/Forward  
**DOB** 22/01/91  
**Height** 175cm  
**Nationality** Australian

REGULAR SEASON STATS			FIELD GOALS			3 PTS			FREE THROWS				REBOUNDS					AVERAGES					
TEAM	YEAR	G	FGA	FGM	FG%	3PA	3PM	3P%	FTA	FTM	FT%	PTS	OR	DR	REB	FLS	ASS	BLK	STL	TO	PTS	REB	ASS
Adelaide	2015/16	6	16	4	25.0	9	3	33.3	0	0	0.0	11	3	1	4	5	1	0	0	0	1.8	0.7	0.2
		<b>6</b>	<b>16</b>	<b>4</b>	<b>25.0</b>	<b>9</b>	<b>3</b>	<b>33.3</b>	<b>0</b>	<b>0</b>	<b>0.0</b>	<b>11</b>	<b>3</b>	<b>1</b>	<b>4</b>	<b>5</b>	<b>1</b>	<b>0</b>	<b>0</b>	<b>0</b>	<b>1.8</b>	<b>0.7</b>	<b>0.2</b>



### #14 CHELSEA BROOK FORWARD/CENTRE

**Player Number** 14 **Junior Association** Norwood  
**Player Name** Chelsea Brook  
**Player Position** Forward/Centre  
**DOB** 29/07/98  
**Height** 188cm  
**Nationality** Australian



### #15 TAYLA ROBERTS FORWARD

**Player Number** 15 **Junior Association** Launceston  
**Player Name** Tayla Roberts  
**Player Position** Forward  
**DOB** 16/02/93  
**Height** 191cm  
**Nationality** Australian

REGULAR SEASON STATS			FIELD GOALS			3 PTS			FREE THROWS				REBOUNDS					AVERAGES					
TEAM	YEAR	G	FGA	FGM	FG%	3PA	3PM	3P%	FTA	FTM	FT%	PTS	OR	DR	REB	FLS	ASS	BLK	STL	TO	PTS	REB	ASS
AIS	2009/10	22	228	97	42.5	1	0	0.0	36	22	61.1	216	51	82	133	57	7	12	10	58	9.8	6.0	0.3
AIS	2010/11	22	214	87	40.7	0	0	0.0	46	26	56.5	200	48	79	127	57	16	16	2	51	9.1	5.8	0.7
Bulleen	2011/12	24	92	41	44.6	0	0	0.0	27	18	66.7	100	38	55	93	43	21	9	3	29	4.2	3.9	0.9
Sydney	2012/13	21	70	26	37.1	0	0	0.0	16	7	43.8	59	18	27	45	24	6	7	4	20	2.8	2.1	0.3
Bendigo	2014/15	14	29	11	37.9	0	0	0.0	10	6	60.0	30	9	14	23	14	1	3	0	7	2.1	1.6	0.1
Melbourne	2015/16	8	17	7	41.2	0	0	0.0	0	0	0.0	14	9	4	13	7	2	1	0	3	1.8	1.6	0.3
		<b>111</b>	<b>650</b>	<b>269</b>	<b>41.4</b>	<b>1</b>	<b>0</b>	<b>0.0</b>	<b>135</b>	<b>79</b>	<b>58.5</b>	<b>619</b>	<b>173</b>	<b>261</b>	<b>434</b>	<b>202</b>	<b>53</b>	<b>48</b>	<b>19</b>	<b>168</b>	<b>5.6</b>	<b>3.9</b>	<b>0.5</b>



## #21 MOLLIE MCKENDRICK FORWARD

**Player Number** 21 **Junior Association** Mildura Heat  
**Player Name** Mollie McKendrick  
**Player Position** Forward  
**DOB** 26/01/93  
**Height** 182cm  
**Nationality** Australian

REGULAR SEASON STATS			FIELD GOALS			3 PTS			FREE THROWS				REBOUNDS				AVERAGES						
TEAM	YEAR	G	FGA	FGM	FG%	3PA	3PM	3P%	FTA	FTM	FT%	PTS	OR	DR	REB	FLS	ASS	BLK	STL	TO	PTS	REB	ASS
Adelaide	2015/16	2	4	1	25.0	0	0	0.0	2	1	50.0	3	2	1	3	0	1	0	0	1	1.5	1.5	0.5
		<b>2</b>	<b>4</b>	<b>1</b>	<b>25.0</b>	<b>0</b>	<b>0</b>	<b>0.0</b>	<b>2</b>	<b>1</b>	<b>50</b>	<b>3</b>	<b>2</b>	<b>1</b>	<b>3</b>	<b>0</b>	<b>1</b>	<b>0</b>	<b>0</b>	<b>1</b>	<b>1.5</b>	<b>1.5</b>	<b>0.5</b>



## #22 SAMANTHA LOGIC POINT GUARD

**Player Number** 22 **Career Highlights** WNBA player  
**Player Name** Samantha Logic **Junior Association**  
**Player Position** Point Guard  
**DOB** 22/10/92  
**Height** 175cm  
**Nationality** USA



## #42 COLLEEN PLANETA CENTRE

**Player Number** 42  
**Player Name** Colleen Planeta  
**Player Position** Centre  
**DOB** 3/09/88  
**Height** 188cm  
**Nationality** USA



### DEVELOPMENT PLAYER: OPAL MADER GUARD

<b>Player Number</b>	Development Player	<b>Junior Association</b>	North Adelaide Rockets
<b>Player Name</b>	Opal Mader		
<b>Player Position</b>	Guard		
<b>DOB</b>	31/10/97		
<b>Height</b>	178cm		
<b>Nationality</b>	Australian		



### DEVELOPMENT PLAYER: TAYLA CORRIGAN CENTRE

<b>Player Number</b>	Development Player	<b>Junior Association</b>	Forestville Eagles
<b>Player Name</b>	Tayla Corrigan		
<b>Player Position</b>	Centre		
<b>DOB</b>	19/08/93		
<b>Nationality</b>	Australian		



# PLAYER ROSTER

NO.	PLAYER	HEIGHT (CM)	POSITION	DOB
4	Blake Dietrick	178	Point Guard	19/07/93
5	Andrea Wilson	172	Guard	5/12/85
6	Kerryn Harrington	172	Guard	2/03/92
7	Heather Oliver	178	Guard	2/09/87
8	Nayo Raincock-Ekunwe	188	Forward	29/08/91
11	Ashleigh Spencer	181	Forward	23/10/92
12	Nadeen Payne	188	Forward	7/06/83
15	Molly Mathews	182	Guard/Forward	2/10/95
20	Gabrielle Richards	188	Centre	19/11/84
21	Ebony Rolph	182	Guard/Small Forward	16/08/94
22	Ashleigh Karaitiana	183	Guard	26/06/92
23	Kelsey Griffin	188	Forward	2/07/87
24	Jane Chalmers	162	Guard	10/03/83

## CLUB INFO

CLUB DETAILS	
Club Name	Bendigo Bank Spirit
Major	Bendigo Bank
Facebook Handle	BendigoSpiritBasketball
Twitter Handle	BendigoSpirit
Instagram Handle	Bendigo_Spirit
Uniform Colours	Blue & White
Stadium Name	Bendigo Stadium
Stadium Address	Marong Road West Bendigo 3550
Capacity	2000

CLUB CONTACTS	
CLUB CONTACT	Adam Tarr
Mobile	0437 627 950
Email	gm@bendigospirit.com.au
CLUB MEDIA OFFICER	Antony Radford
Mobile	0428 375 005
Email	antonyradford@aapt.net.au
HEAD COACH	Simon Pritchard
Mobile	0412 0377 20
Email	coach@bendigospirit.com.au
ASSISTANT COACH/S	Andrea Walsh & David Flint
Mobile	0432 347 999 & 0448 555 570
TEAM MANAGER	Nadine Anderson
Mobile	0488 473 827
Email	Nadine.Anderson@bendigoadelaide.com.au
CLUB GAME COMMISSIONER	Ashley Donaldson
Mobile	0418 515 703
Email	ashleydonaldson@bigpond.com
CLUB HEAD STATISTICIAN	Daniel Nancarrow
Mobile	0448 906 889
Email	danielnancarrow@hotmail.com



BendigoSpiritBasketball



Bendigo\_Spirit



@BendigoSpirit



# 2016/17 FIXTURE

ROUND	GAME	DATE	TIME	VENUE	HOME TEAM	AWAY TEAM
1	3	Sat Oct 8	7:30 pm	BEN	BENDIGO	ADELAIDE
2	7	Sat Oct 15	7:00 pm	BEN	BENDIGO	DANDENONG
3	13	Fri Oct 21	7:30 pm	BEN	BENDIGO	SYDNEY UNI
3	17	Sun Oct 23	2:00 pm	SBC	MELBOURNE	BENDIGO
4	19	Fri Oct 28	7:30 pm	DAN	DANDENONG	BENDIGO
4	21	Sun Oct 30	1:00 pm	TSV	TOWNSVILLE	BENDIGO
5	24	Sat Nov 5	7:30 pm	BEN	BENDIGO	UC CAPITALS
6	29	Sat Nov 12	7:30 pm	BEN	BENDIGO	TOWNSVILLE
7	32	Fri Nov 18	7:00 pm	PER	PERTH	BENDIGO
7	33	Sat Nov 19	* 7:30 pm	AA	ADELAIDE	BENDIGO
8	38	Fri Nov 25	7:30 pm	BRY	SYDNEY UNI	BENDIGO
8	41	Sun Nov 27	3:00 pm	BEN	BENDIGO	ADELAIDE
9	47	Sun Dec 4	3:00 pm	BEN	BENDIGO	DANDENONG
10	50	Sat Dec 10	7:00 pm	BRY	SYDNEY UNI	BENDIGO
11	54	Fri Dec 16	7:30 pm	BEN	BENDIGO	UC CAPITALS
13	62	Sat Jan 7	7:00 pm	PER	PERTH	BENDIGO
14	67	Fri Jan 13	7:30 pm	BEN	BENDIGO	SYDNEY UNI
15	70	Fri Jan 20	7:00 pm	TSV	TOWNSVILLE	BENDIGO
15	73	Sat Jan 21	7:00 pm	SCS	UC CAPITALS	BENDIGO
16	79	Sat Jan 28	7:30 pm	BEN	BENDIGO	MELBOURNE
17	84	Sun Feb 5	3:00 pm	BEN	BENDIGO	TOWNSVILLE
18	88	Sat Feb 11	3:00 pm	SCS	UC CAPITALS	BENDIGO
19	95	Sat Feb 18	7:30 pm	SBC	MELBOURNE	BENDIGO
19	96	Sun Feb 19	3:00 pm	BEN	BENDIGO	PERTH

\*\* Double Header with NBL

ROSTER

2016/17 SCHEDULE

YEAR BY YEAR

PLAYER INFO

## FINALS GAMES

<b>SF1</b>	Sat Feb 25	1st	<b>Vs</b>	4th
<b>SF1</b>	Fri Mar 3	4th	<b>Vs</b>	1st
<b>SF1</b>	Sun Mar 5	1st	<b>Vs</b>	4th
<b>SF2</b>	Sat Feb 25	2nd	<b>Vs</b>	3rd
<b>SF2</b>	Fri Mar 3	3rd	<b>Vs</b>	2nd
<b>SF2</b>	Sun Mar 5	2nd	<b>Vs</b>	3rd
<b>GF1</b>	Sat Mar 11	Winner of SF1	<b>Vs</b>	Winner of SF2
<b>GF2</b>	Fri Mar 17	Winner of SF2	<b>Vs</b>	Winner of SF1
<b>GF3</b>	Sun Mar 19	Winner of SF1	<b>Vs</b>	Winner of SF2

## 2016/17 VENUES

<b>AA</b>	Adelaide Arena
<b>SCS</b>	Southern Cross Stadium
<b>BRY</b>	Brydens Stadium
<b>BEN</b>	Bendigo Stadium
<b>DAN</b>	Dandenong Basketball Stadium
<b>TAR</b>	Traralgon Sports Stadium
<b>GEE</b>	The Geelong Arena
<b>TSV</b>	Townsville Stadium
<b>SBC</b>	State Basketball Centre
<b>PER</b>	Bendat Basketball Centre



# YEAR BY YEAR

YEAR	WINS	LOSSES	POSITION	PLAYOFFS	COACH
2007/08	10	14	7th	Missed playoffs	Bernie Harrower
2008/09	14	8	5th	Lost Elimination Final	Bernie Harrower
2009/10	13	9	5th	Lost Elimination Final	Bernie Harrower
2010/11	15	7	3rd	Lost Preliminary Final	Bernie Harrower
2011/12	12	10	6th	Missed playoffs	Bernie Harrower
2012/13	21	3	1st	Won Championship	Bernie Harrower
2013/14	22	2	1st	Won Championship	Bernie Harrower
2014/15	15	7	2nd	Runner Up	Bernie Harrower
2015/16	12	12	6th	Missed Playoffs	Simon Pritchard

ROSTER

2016/17 SCHEDULE



## HEAD COACH SIMON PRITCHARD

Hailing from South Australia, Simon Pritchard has a strong junior coaching history, being involved in national junior teams while also leading the South Australian Under-20 Women's team in 2008 and 2009.

Pritchard would go on to Head Coach the Norwood Flames in 2013 and 2014, before making the move to Canberra to assist Carrie Graf for the 2014/15 WNBL season with the Capitals. Along with this role, Pritchard also lead the Under 18 ACT Women at the Australian Junior Championships while taking on the head coach role of the Bendigo Spirit last season.

YEAR	TEAM	REGULAR SEASON			FINALS		NOTES
		WIN	LOSS	POS	WIN	LOSS	
2015/16	Bendigo	12	12	6th	0	0	Missed Playoffs
Totals		12	12				

YEAR BY YEAR

PLAYER INFO

# 2016/17 PLAYER INFO



## #4 BLAKE DIETRICK POINT GUARD

**Player Number** 4  
**Player Name** Blake Dietrick  
**Player Position** Point Guard  
**DOB** 19/07/1993  
**Height** 178 cm  
**Nationality** American

**Career Highlights** Ivy League Player of the Year, played for WNBA Seattle Storm  
**Junior Association** N/A

**Player Bio**

Played for Princeton University Tigers, went 30-0 in the regular season her final year. Led team to the second round of the NCAA tournament. Ranked 13th in the country. Played for the Seattle Storm and the San Antonio Stars of the WNBA. Holds single season assist record at Princeton with 147.



## #5 ANDREA WILSON GUARD

**Player Number** 5  
**Player Name** Andrea Wilson  
**Player Position** Guard  
**DOB** 5/12/85  
**Height** 172cm  
**Nationality** Australian

**Career Highlights** 2012/2013 and 2013/2014 WNBL Championships  
**Junior Association** Leongatha Lightning

REGULAR SEASON STATS			FIELD GOALS			3 PTS			FREE THROWS				REBOUNDS			AVERAGES								
TEAM	YEAR	G	FGA	FGM	FG%	3PA	3PM	3P%	FTA	FTM	FT%	PTS	OR	DR	REB	FLS	ASS	BLK	STL	TO	PTS	REB	ASS	
Bendigo	2007/08	7	10	2	20.0	0	0	0.0	2	1	50.0	5	4	5	9	8	1	0	3	1	0.7	1.3	0.1	
Bendigo	2008/09	7	4	1	25.0	0	0	0.0	8	7	87.5	9	2	7	9	7	0	0	1	5	1.3	1.3	0.0	
Bendigo	2009/10	15	11	4	36.4	0	0	0.0	4	1	25.0	9	8	8	16	6	2	0	1	2	0.6	1.1	0.1	
Bendigo	2010/11	5	2	1	50.0	0	0	0.0	0	0	0.0	2	1	2	3	3	0	1	0	0	0.4	0.6	0.0	
Bendigo	2011/12	5	1	0	0.0	0	0	0.0	2	2	100.0	2	4	1	5	3	0	0	0	0	0.4	1.0	0.0	
Bendigo	2012/13	3	0	0	0.0	0	0	0.0	0	0	0.0	0	0	0	0	1	0	0	0	0	0.0	0.0	0.0	
Bendigo	2013/14	4	2	0	0.0	0	0	0.0	0	0	0.0	0	0	1	1	2	0	0	1	1	0.0	0.3	0.0	
Bendigo	2014/15	4	1	0	0.0	0	0	0.0	0	0	0.0	0	0	0	0	1	1	1	0	1	0.0	0.0	0.3	
Bendigo	2015/16	7	1	1	100.0	0	0	0.0	0	0	0.0	2	2	1	3	3	0	0	0	0	0.3	0.4	0.0	
			<b>57</b>	<b>32</b>	<b>9</b>	<b>28.1</b>	<b>0</b>	<b>0</b>	<b>0.0</b>	<b>16</b>	<b>11</b>	<b>68.8</b>	<b>29</b>	<b>21</b>	<b>25</b>	<b>46</b>	<b>34</b>	<b>4</b>	<b>2</b>	<b>6</b>	<b>10</b>	<b>0.5</b>	<b>0.8</b>	<b>0.1</b>



## #6 KERRYN HARRINGTON GUARD

**Player Number** 6  
**Player Name** Kerryn Harrington  
**Player Position** Guard  
**DOB** 2/03/92  
**Height** 172cm  
**Nationality** Australia

**Career Highlights** 2009, 2011 Junior World Championships  
**Junior Association** Bendigo Braves (VIC)

REGULAR SEASON STATS			FIELD GOALS			3 PTS			FREE THROWS				REBOUNDS			AVERAGES								
TEAM	YEAR	G	FGA	FGM	FG%	3PA	3PM	3P%	FTA	FTM	FT%	PTS	OR	DR	REB	FLS	ASS	BLK	STL	TO	PTS	REB	ASS	
Bendigo	2007/08	2	2	0	0.0	0	0	0.0	2	0	0.0	0	0	1	1	1	0	0	2	2	0.0	0.5	0.0	
AIS	2008/09	21	80	22	27.5	43	13	30.2	27	20	74.1	77	10	30	40	35	26	1	7	50	3.7	1.9	1.2	
AIS	2009/10	6	37	6	16.2	27	4	14.8	4	3	75.0	19	5	7	12	21	6	1	5	16	3.2	2.0	1.0	
Bendigo	2009/10	11	12	4	33.3	7	1	14.3	6	4	66.7	13	0	5	5	9	3	0	1	2	1.2	0.5	0.3	
AIS	2010/11	3	14	5	35.7	6	2	33.3	6	4	66.7	16	4	5	9	3	1	0	4	7	5.3	3.0	0.3	
Bulleen	2011/12	21	132	39	29.5	72	19	26.4	32	19	59.4	116	4	27	31	36	32	3	10	35	5.5	1.5	1.5	
Bulleen	2012/13	23	87	26	29.9	48	16	33.3	20	14	70.0	82	0	18	18	26	20	2	10	24	3.6	0.8	0.9	
Adelaide	2014/15	21	98	25	25.5	55	8	14.5	24	17	70.8	78	5	34	39	36	33	2	12	34	3.7	1.9	1.6	
Bendigo	2015/16	24	162	58	35.8	103	33	32.0	25	19	76.0	168	7	34	41	53	43	4	20	30	7.0	1.7	1.8	
			<b>132</b>	<b>624</b>	<b>185</b>	<b>29.6</b>	<b>361</b>	<b>96</b>	<b>26.6</b>	<b>146</b>	<b>100</b>	<b>68.5</b>	<b>569</b>	<b>35</b>	<b>161</b>	<b>196</b>	<b>220</b>	<b>164</b>	<b>13</b>	<b>71</b>	<b>200</b>	<b>4.3</b>	<b>1.5</b>	<b>1.2</b>



### #7 HEATHER OLIVER GUARD

<b>Player Number</b>	7	<b>Career Highlights</b>	FIBA Young Women's World Championship: 2007 (Silver)
<b>Player Name</b>	Heather Oliver	<b>Junior Association</b>	Wangaratta (VIC)
<b>Player Position</b>	Guard		
<b>DOB</b>	2/09/87		
<b>Height</b>	178m		
<b>Nationality</b>	Australian		

REGULAR SEASON STATS			FIELD GOALS			3 PTS			FREE THROWS				REBOUNDS					AVERAGES					
TEAM	YEAR	G	FGA	FGM	FG%	3PA	3PM	3P%	FTA	FTM	FT%	PTS	OR	DR	REB	FLS	ASS	BLK	STL	TO	PTS	REB	ASS
Bendigo	2011/12	18	53	21	39.6	28	8	28.6	4	4	100.0	54	10	11	21	15	12	1	8	6	3.0	1.2	0.7
Bendigo	2013/14	25	41	19	46.3	13	5	38.5	6	5	83.3	48	13	15	28	19	11	2	3	12	1.9	1.1	0.4
Bendigo	2014/15	22	68	25	36.8	5	2	40.0	25	20	80.0	72	21	27	48	21	14	5	7	12	3.3	2.2	0.6
Bendigo	2015/16	20	95	35	36.8	14	3	21.4	41	30	73.2	103	45	29	74	23	22	7	11	29	5.2	3.7	1.1
		<b>85</b>	<b>257</b>	<b>100</b>	<b>38.9</b>	<b>60</b>	<b>18</b>	<b>30.0</b>	<b>76</b>	<b>59</b>	<b>77.6</b>	<b>277</b>	<b>89</b>	<b>82</b>	<b>171</b>	<b>78</b>	<b>59</b>	<b>15</b>	<b>29</b>	<b>59</b>	<b>3.3</b>	<b>2.0</b>	<b>0.7</b>



### #8 NAYO RAINCOCK-EKUNWE FORWARD

<b>Player Number</b>	8	<b>Career Highlights</b>	2015/2016 German League Club Champion, Gold Medal Pan American Games, Gold medal 2015 FIBA Americas, 7th Place finish 2016 Summer Olympics
<b>Player Name</b>	Nayo Raincock-Ekunwe	<b>Junior Association</b>	n/a
<b>Player Position</b>	Forward		
<b>DOB</b>	08/29/1991		
<b>Height</b>	188		
<b>Nationality</b>	Canadian		

**Player Bio**

Nayo Raincock-Ekunwe was born and raised in Toronto, Canada. She started playing basketball at the age of eight and attended the only non American team in the NCAA at Simon Fraser University in Vancouver, Canada. Nayo Played professional basketball most recently in Germany, where she helped her team win the German cup and Championship in 2015. She has had considerable international experience with Canada's 6th ranked national team. In her personal time, Nayo enjoys studying languages, being outdoors and travelling.



### #11 ASHLEIGH SPENCER FORWARD

<b>Player Number</b>	11
<b>Player Name</b>	Ashleigh Spencer
<b>Player Position</b>	Forward
<b>DOB</b>	23/10/92
<b>Height</b>	181cm
<b>Nationality</b>	Australia

REGULAR SEASON STATS			FIELD GOALS			3 PTS			FREE THROWS				REBOUNDS					AVERAGES					
TEAM	YEAR	G	FGA	FGM	FG%	3PA	3PM	3P%	FTA	FTM	FT%	PTS	OR	DR	REB	FLS	ASS	BLK	STL	TO	PTS	REB	ASS
Bendigo	2015/16	21	49	17	34.7	6	0	0.0	13	8	61.5	42	7	15	22	20	6	2	1	13	2.0	1.0	0.3
		<b>21</b>	<b>49</b>	<b>17</b>	<b>34.7</b>	<b>6</b>	<b>0</b>	<b>0.0</b>	<b>13</b>	<b>8</b>	<b>61.5</b>	<b>42</b>	<b>7</b>	<b>15</b>	<b>22</b>	<b>20</b>	<b>6</b>	<b>2</b>	<b>1</b>	<b>13</b>	<b>2.0</b>	<b>1.0</b>	<b>0.3</b>



## #12 NADEEN PAYNE FORWARD

<b>Player Number</b>	12	<b>Career Highlights</b>	AIS Scholarship, Under 17 & 19 Australian Junior teams, Finals Series with SEQ Stars.
<b>Player Name</b>	Nadeen Payne	<b>Junior Association</b>	Townsville Flames
<b>Player Position</b>	Forward		
<b>DOB</b>	7/06/83		
<b>Height</b>	188cm		
<b>Nationality</b>	Australian		

**Player Bio**

Born in Townsville, QLD. Played for Hyats basketball Club in Townsville and the Townsville Flames in Junior rep programs. Represented QLD from under 16's-20's. Signed a scholarship to the AIS at 16. Played for both the Under 17 & Under 19 Australian World Junior Teams. Signed first professional contract for the Townsville Fire in 2011. One of my highlights was also last season making finals series with SEQ through all the adversity we dealt with. Nadeen Payne is a massage therapist and enjoys helping people and their bodies. Online shopping, and handbags.

REGULAR SEASON STATS			FIELD GOALS			3 PTS			FREE THROWS				REBOUNDS			AVERAGES							
TEAM	YEAR	G	FGA	FGM	FG%	3PA	3PM	3P%	FTA	FTM	FT%	PTS	OR	DR	REB	FLS	ASS	BLK	STL	TO	PTS	REB	ASS
Melbourne	2000/01	1	6	2	33.3	1	1	100.0	0	0	0.0	5	1	2	3	1	1	0	2	2	5.0	3.0	1.0
AIS	2009/10	18	100	35	35.0	16	2	12.5	59	38	64.4	110	17	46	63	31	15	5	10	68	6.1	3.5	0.8
AIS	2010/11	8	47	16	34.0	3	0	0.0	22	13	59.1	45	13	14	27	18	5	1	8	12	5.6	3.4	0.6
Townsville	2010/11	13	84	44	52.4	0	0	0.0	43	31	72.1	119	14	43	57	25	8	3	3	27	9.2	4.4	0.6
Townsville	2011/12	24	161	77	47.8	15	4	26.7	37	28	75.7	186	19	59	78	46	17	5	10	46	7.8	3.3	0.7
Adelaide	2012/13	22	125	69	55.2	9	2	22.2	65	48	73.8	188	31	49	80	41	22	2	8	42	8.5	3.6	1.0
Adelaide	2013/14	24	113	43	38.1	9	1	11.1	42	34	81.0	121	12	34	46	46	19	4	15	36	5.0	1.9	0.8
SEQ Stars	2015/16	26	208	94	45.2	80	28	35.0	56	49	87.5	265	29	62	91	71	36	11	11	25	10.2	3.5	1.4
		<b>136</b>	<b>844</b>	<b>380</b>	<b>45.0</b>	<b>133</b>	<b>38</b>	<b>0.0</b>	<b>324</b>	<b>241</b>	<b>74.4</b>	<b>1039</b>	<b>136</b>	<b>309</b>	<b>445</b>	<b>279</b>	<b>123</b>	<b>31</b>	<b>67</b>	<b>258</b>	<b>7.6</b>	<b>3.3</b>	<b>0.9</b>



## #15 MOLLY MATHEWS GUARD/FORWARD

<b>Player Number</b>	15	<b>Career Highlights</b>	Winning Gold at the FIBA Oceania Championships
<b>Player Name</b>	Molly Mathews	<b>Junior Association</b>	Ballarat Basketball Association
<b>Player Position</b>	Guard/Forward		
<b>DOB</b>	2/10/95		
<b>Height</b>	182cm		
<b>Nationality</b>	Australian		

**Player Bio**

Currently studying Architecture, favourite food is tomatoes, career highlight was representing Country Victoria and representing Australia.

REGULAR SEASON STATS			FIELD GOALS			3 PTS			FREE THROWS				REBOUNDS			AVERAGES							
TEAM	YEAR	G	FGA	FGM	FG%	3PA	3PM	3P%	FTA	FTM	FT%	PTS	OR	DR	REB	FLS	ASS	BLK	STL	TO	PTS	REB	ASS
Bendigo	2015/16	3	0	0	0.0	0	0	0.0	0	0	0.0	0	1	2	3	1	1	0	0	1	0.0	1.0	0.3
		<b>3</b>	<b>0</b>	<b>0</b>	<b>0.0</b>	<b>0</b>	<b>0</b>	<b>0.0</b>	<b>0</b>	<b>0</b>	<b>0.0</b>	<b>0</b>	<b>1</b>	<b>2</b>	<b>3</b>	<b>1</b>	<b>1</b>	<b>0</b>	<b>0</b>	<b>1</b>	<b>0.0</b>	<b>1.0</b>	<b>0.3</b>



## #20 GABRIELLE RICHARDS CENTRE

<b>Player Number</b>	20	<b>Career Highlights</b>	World Championship Bronze medal Turkey 2014, WNBL Championships 2012/2013 & 2013/14, WNBL All Star Five 2012/2013 & 2013/14
<b>Player Name</b>	Gabrielle Richards	<b>Junior Association</b>	Seymour Blasters
<b>Player Position</b>	Centre		
<b>DOB</b>	19/11/84		
<b>Height</b>	188cm		
<b>Nationality</b>	Australian		

REGULAR SEASON STATS			FIELD GOALS			3 PTS			FREE THROWS				REBOUNDS				AVERAGES						
TEAM	YEAR	G	FGA	FGM	FG%	3PA	3PM	3P%	FTA	FTM	FT%	PTS	OR	DR	REB	FLS	ASS	BLK	STL	TO	PTS	REB	ASS
AIS	2002/03	21	103	53	51.5	1	0	0.0	44	22	50.0	128	26	63	89	37	15	9	6	32	6.1	4.2	0.7
AIS	2003/04	21	258	120	46.5	10	4	40.0	55	40	72.7	284	47	132	179	51	27	23	12	61	13.5	8.5	1.3
Bendigo	2007/08	24	274	141	51.5	16	7	43.8	99	60	60.6	349	46	143	189	68	37	24	9	47	14.5	7.9	1.5
Bendigo	2008/09	23	247	108	43.7	31	6	19.4	92	70	76.1	292	60	109	169	58	26	16	8	33	12.7	7.3	1.1
Bendigo	2010/11	24	187	102	54.5	3	2	66.7	64	46	71.9	252	81	100	181	64	15	9	13	30	10.5	7.5	0.6
Bendigo	2011/12	22	232	105	45.3	4	0	0.0	79	59	74.7	269	69	101	170	63	18	8	11	36	12.2	7.7	0.8
Bendigo	2012/13	25	307	158	51.5	9	2	22.2	97	78	80.4	396	103	115	218	62	37	17	12	39	15.8	8.7	1.5
Bendigo	2013/14	24	264	126	47.7	4	1	25.0	115	82	71.3	335	93	136	229	60	31	12	12	48	14.0	9.5	1.3
Bendigo	2014/15	24	250	125	50.0	3	1	33.3	60	39	65.0	293	74	128	202	63	54	20	17	52	12.2	8.4	2.3
Bendigo	2015/16	24	289	150	51.9	4	1	25.0	86	71	82.6	372	79	140	219	65	32	26	16	49	15.5	9.1	1.3
		<b>232</b>	<b>2411</b>	<b>1188</b>	<b>49.3</b>	<b>85</b>	<b>24</b>	<b>0.0</b>	<b>791</b>	<b>567</b>	<b>71.7</b>	<b>2970</b>	<b>678</b>	<b>1167</b>	<b>1845</b>	<b>591</b>	<b>292</b>	<b>164</b>	<b>116</b>	<b>427</b>	<b>12.8</b>	<b>8.0</b>	<b>1.3</b>



## #21 EBONY ROLPH GUARD/SMALL FORWARD

<b>Player Number</b>	21	<b>Career Highlights</b>	3X3 World Champs. - Bronze medalist
<b>Player Name</b>	Ebony Rolph	<b>Junior Association</b>	Portland Coasters
<b>Player Position</b>	Guard/Small forward		
<b>DOB</b>	16/08/94		
<b>Height</b>	5'11 (182cm)		
<b>Nationality</b>	Australian		

REGULAR SEASON STATS			FIELD GOALS			3 PTS			FREE THROWS				REBOUNDS				AVERAGES						
TEAM	YEAR	G	FGA	FGM	FG%	3PA	3PM	3P%	FTA	FTM	FT%	PTS	OR	DR	REB	FLS	ASS	BLK	STL	TO	PTS	REB	ASS
Bendigo	2015/16	2	0	0	0.0	0	0	0.0	0	0	0.0	0	0	0	0	0	0	0	0	0	0.0	0.0	0.0
		<b>2</b>	<b>0</b>	<b>0</b>	<b>0.0</b>	<b>0</b>	<b>0</b>	<b>0.0</b>	<b>0</b>	<b>0</b>	<b>0.0</b>	<b>0</b>	<b>0</b>	<b>0</b>	<b>0</b>	<b>0</b>	<b>0</b>	<b>0</b>	<b>0</b>	<b>0</b>	<b>0.0</b>	<b>0.0</b>	<b>0.0</b>



## #22 ASHLEIGH KARAITIANA GUARD

<b>Player Number</b>	22	<b>Career Highlights</b>	New South Wales State 2006-2011, FIBA Oceania Tournament 2008, Australian Youth Olympic Festival 2009, U19 Gems World Championships 2009, Sydney Uni Flames 2010-11, U19 Gems World Championships 2011, University of Hawaii 2011-2016, Bendigo Spirit 2016-17
<b>Player Name</b>	Ashleigh Karaitiana	<b>Junior Association</b>	Sydney Comets
<b>Player Position</b>	Guard		
<b>DOB</b>	26/06/92		
<b>Height</b>	183cm		
<b>Nationality</b>	New Zealand Maori		

### Player Bio

Born in Hamilton, New Zealand and raised in Sydney, Australia. Has dual citizenship. Grew up playing for the Sydney Comets. Played for NSW Metro at all Nationals from U16-U20. Received a scholarship to the AIS in 2009. Represented Australia at multiple tournaments, including the World Championships in 2009 and 2011. Attended the University of Hawaii from 2011-2016. Made 3 WNIT appearances and finished her college career at the NCAA Tournament. Was awarded Big West Conference Finals MVP, and Second Team All-Star Mentions over multiple years. Was also included in the Freshman Team of the Year and awarded Sixth Man of the Year during her career in the Big West Conference. Graduated from the University of Hawaii in May 2016 with a Bachelors Degree in Travel Industry Management. She is the daughter of Brian and Colleen Karaitiana. She also has two younger brothers, Kyz(22) & Kolby (10) and one younger sister, Cassie(6). Her family resides Brisbane, Australia.



## #23 KELSEY GRIFFIN FORWARD

**Player Number** 23  
**Player Name** Kelsey Griffin  
**Player Position** Forward  
**DOB** 2/07/87  
**Height** 188cm  
**Nationality** Australia

**Career Highlights** Drafted 3rd overall in 2010 WNBA Draft by the Connecticut Sun, BIG 12 Conference Player of the Year: 2010. WNBL Grand Final MVP: 2013 & 2014. 2014/15 WNBL Defensive Player of the Year;  
 2014/15 WNBL All Star Five  
**Junior Association** Chugiak High School (USA)

**Hobbies and Interests:**  
 Mountain Bike Riding

REGULAR SEASON STATS			FIELD GOALS			3 PTS			FREE THROWS				REBOUNDS			AVERAGES							
TEAM	YEAR	G	FGA	FGM	FG%	3PA	3PM	3P%	FTA	FTM	FT%	PTS	OR	DR	REB	FLS	ASS	BLK	STL	TO	PTS	REB	ASS
Bendigo	2012/13	19	264	119	45.1	30	7	23.3	102	68	66.7	313	61	102	163	59	16	18	33	40	16.5	8.6	0.8
Bendigo	2013/14	26	308	139	45.1	48	16	33.3	99	70	70.7	364	100	139	239	73	42	26	31	60	14.0	9.2	1.6
Bendigo	2014/15	25	297	144	48.5	54	16	29.6	106	84	79.2	399	66	163	229	52	49	16	34	38	16.0	9.2	2.0
Bendigo	2015/16	21	299	140	46.8	69	19	27.5	97	76	78.4	375	69	140	209	62	39	20	41	44	17.9	10.0	1.9
		<b>91</b>	<b>1168</b>	<b>542</b>	<b>46.4</b>	<b>201</b>	<b>58</b>	<b>28.9</b>	<b>404</b>	<b>298</b>	<b>73.8</b>	<b>1451</b>	<b>296</b>	<b>544</b>	<b>840</b>	<b>246</b>	<b>146</b>	<b>80</b>	<b>139</b>	<b>182</b>	<b>15.9</b>	<b>9.2</b>	<b>1.6</b>



## #24 JANE CHALMERS GUARD

**Player Number** 24  
**Player Name** Jane Chalmers  
**Player Position** Guard  
**DOB** 10/03/83  
**Height** 162cm  
**Nationality** Australian

**Career Highlights** Back to Back WNBL Titles  
**Junior Association** Echuca

REGULAR SEASON STATS			FIELD GOALS			3 PTS			FREE THROWS				REBOUNDS			AVERAGES							
TEAM	YEAR	G	FGA	FGM	FG%	3PA	3PM	3P%	FTA	FTM	FT%	PTS	OR	DR	REB	FLS	ASS	BLK	STL	TO	PTS	REB	ASS
Bendigo	2007/08	20	36	11	30.6	11	3	27.3	8	8	100.0	33	4	13	17	24	13	1	4	16	1.7	0.9	0.7
Bendigo	2008/09	14	16	5	31.3	7	3	42.9	4	2	50.0	15	4	4	8	9	6	1	7	4	1.1	0.6	0.4
Bendigo	2009/10	23	71	22	31.0	36	11	30.6	15	11	73.3	66	23	25	48	38	20	1	8	13	2.9	2.1	0.9
Bendigo	2010/11	24	45	13	28.9	17	5	29.4	8	5	62.5	36	11	21	32	22	14	0	7	10	1.5	1.3	0.6
Bendigo	2011/12	17	21	7	33.3	9	3	33.3	10	7	70.0	24	3	9	12	17	5	1	0	8	1.4	0.7	0.3
Bendigo	2012/13	20	22	5	22.7	7	2	28.6	4	2	50.0	14	2	8	10	15	3	0	4	13	0.7	0.5	0.2
Bendigo	2013/14	21	31	11	35.5	5	3	60.0	9	7	77.8	32	3	12	15	18	13	0	4	8	1.5	0.8	0.7
Bendigo	2014/15	22	20	7	35.0	6	1	16.7	6	4	66.7	21	8	9	17	16	13	1	7	13	1.0	0.8	0.6
Bendigo	2015/16	14	17	5	29.4	10	3	30.0	0	0	0.0	13	0	0	0	8	2	1	0	4	0.9	0.0	0.1
		<b>175</b>	<b>279</b>	<b>86</b>	<b>30.8</b>	<b>108</b>	<b>34</b>	<b>31.5</b>	<b>64</b>	<b>46</b>	<b>71.9</b>	<b>254</b>	<b>58</b>	<b>101</b>	<b>159</b>	<b>167</b>	<b>89</b>	<b>6</b>	<b>41</b>	<b>89</b>	<b>1.5</b>	<b>0.9</b>	<b>0.5</b>



# PLAYER ROSTER

NO.	PLAYER	HEIGHT (CM)	POSITION	DOB
1	Janelle Adams	175	Guard	17/08/90
3	Mikaela Ruef	190	Forward	20/10/90
5	Lauren Mansfield	170	Point Guard	18/12/89
6	Alice Coddington	178	Guard	24/10/88
7	Steph Bairstow	188	Forward	10/10/94
8	Carly Wilson	189	Guard/Forward	8/07/82
10	Kate Gaze	173	Guard	18/02/90
12	Marianna Tolo	196	Forward/Centre	2/07/89
13	Abbey Wehrung	178	Guard	28/12/95
21	Keely Froling	188	Forward	31/01/96
24	Jazmon Gwathmey	188	Guard	24/01/93

ROSTER

2016/17 SCHEDULE

YEAR BY YEAR

PLAYER INFO

## CLUB INFO

CLUB DETAILS		CLUB CONTACTS	
CLUB NAME	UC Capitals	CLUB CONTACT	Matthew Phelps
MAJOR SPONSOR	University Of Canberra	Mobile	0421 899 175
FACEBOOK HANDLE	facebook.com/CanberraCaps	Email	Matthew.Phelps@canberra.edu.au
TWITTER HANDLE	@CanberraCaps	CLUB MEDIA OFFICER	Amanda Jones
INSTAGRAM HANDLE	uccapitals	Mobile	0409 140 415
UNIFORM COLOURS	Blue/White/Black	Email	Amanda.Jones@canberra.edu.au
STADIUM NAME	Southern Cross Stadium	COMMUNICATIONS OFFICER	Aaron Palazzo
STADIUM ADDRESS	22 Cowlshaw St, Greenway ACT 2900	Mobile	0432 265 870
CAPACITY	1200	Email	Aaron.Palazzo@canberra.edu.au
		HEAD COACH	Paul Goriss
		Mobile	0400 337 088
		Email	Paul.Goriss@canberra.edu.au
		ASSISTANT COACH	Reece Potter
		Mobile	0432 494 026
		Email	reecepotter@outlook.com
		TEAM MANAGER	Barb Lodding
		Mobile	0416 066 774
		Email	barblodding@netspeed.com.au
		CLUB GAME COMMISSIONER	Gary Evans
		Mobile	0418 660 164
		CLUB HEAD STATISTICIAN	Richard Noble
		Mobile	0407 903 335
		Email	noblede@grapevine.com.au







# 2016/17 SCHEDULE

ROUND	GAME	DATE	TIME	VENUE	HOME TEAM	AWAY TEAM
1	2	Sat Oct 8	3:00 pm	SCS	UC CAPITALS	DANDENONG
2	6	Fri Oct 14	7:00 pm	SCS	UC CAPITALS	ADELAIDE
2	11	Sun Oct 16	5:00 pm	BRY	SYDNEY UNI	UC CAPITALS
3	15	Sat Oct 22	7:00 pm	PER	PERTH	UC CAPITALS
4	18	Fri Oct 28	7:00 pm	SCS	UC CAPITALS	MELBOURNE
5	24	Sat Nov 5	7:30 pm	BEN	BENDIGO	UC CAPITALS
5	25	Sun Nov 6	2:00 pm	DAN	DANDENONG	UC CAPITALS
6	30	Sat Nov 12	7:00 pm	TAR	DANDENONG	UC CAPITALS
7	34	Sat Nov 19	7:00 pm	SCS	UC CAPITALS	TOWNSVILLE
8	40	Sun Nov 27	2:00 pm	SCS	UC CAPITALS	PERTH
9	43	Fri Dec 2	7:00 pm	SCS	UC CAPITALS	MELBOURNE
10	48	Thu Dec 8	7:00 pm	SCS	UC CAPITALS	SYDNEY UNI
11	54	Fri Dec 16	7:30 pm	BEN	BENDIGO	UC CAPITALS
11	56	Sat Dec 17	7:30 pm	SBC	MELBOURNE	UC CAPITALS
13	61	Fri Jan 6	7:00 pm	TSV	TOWNSVILLE	UC CAPITALS
13	65	Sun Jan 8	5:00 pm	BRY	SYDNEY UNI	UC CAPITALS
14	69	Sat Jan 14	3:00 pm	SCS	UC CAPITALS	TOWNSVILLE
15	73	Sat Jan 21	7:00 pm	SCS	UC CAPITALS	BENDIGO
16	76	Thu Jan 26	3:00 pm	SCS	UC CAPITALS	SYDNEY UNI
17	81	Fri Feb 3	7:30 pm	AA	ADELAIDE	UC CAPITALS
17	83	Sun Feb 5	2:00 pm	PER	PERTH	UC CAPITALS
18	88	Sat Feb 11	3:00 pm	SCS	UC CAPITALS	BENDIGO
19	91	Thu Feb 16	7:00 pm	SCS	UC CAPITALS	ADELAIDE
19	93	Sat Feb 18	7:00 pm	TSV	TOWNSVILLE	UC CAPITALS

\*\* Double Header with NBL

ROSTER

2016/17 SCHEDULE

YEAR BY YEAR

PLAYER INFO

## FINALS GAMES

<b>SF1</b>	Sat Feb 25	1st	<b>Vs</b>	4th
<b>SF1</b>	Fri Mar 3	4th	<b>Vs</b>	1st
<b>SF1</b>	Sun Mar 5	1st	<b>Vs</b>	4th
<b>SF2</b>	Sat Feb 25	2nd	<b>Vs</b>	3rd
<b>SF2</b>	Fri Mar 3	3rd	<b>Vs</b>	2nd
<b>SF2</b>	Sun Mar 5	2nd	<b>Vs</b>	3rd
<b>GF1</b>	Sat Mar 11	Winner of SF1	<b>Vs</b>	Winner of SF2
<b>GF2</b>	Fri Mar 17	Winner of SF2	<b>Vs</b>	Winner of SF1
<b>GF3</b>	Sun Mar 19	Winner of SF1	<b>Vs</b>	Winner of SF2

## 2016/17 VENUES

<b>AA</b>	Adelaide Arena
<b>SCS</b>	Southern Cross Stadium
<b>BRY</b>	Brydens Stadium
<b>BEN</b>	Bendigo Stadium
<b>DAN</b>	Dandenong Basketball Stadium
<b>TAR</b>	Traralgon Sports Stadium
<b>GEE</b>	The Geelong Arena
<b>TSV</b>	Townsville Stadium
<b>SBC</b>	State Basketball Centre
<b>PER</b>	Bendat Basketball Centre

# YEAR BY YEAR

YEAR	WINS	LOSSES	POSITION	PLAYOFFS	COACH
1986	16	8	6th	Missed Playoffs	Jerry Lee
1987	7	13	9th	Missed Playoffs	Ken Simpson
1988	13	9	5th	Missed Playoffs	Dave Nelson
1989	8	15	10th	Missed Playoffs	Guy Molloy
1990	5	19	11th	Missed Playoffs	Tony McGee
1991	12	10	5th	Missed Playoffs	Jerry Lee
1992	11	9	4th	Lost Semi Final	Jerry Lee
1993	7	11	8th	Missed Playoffs	Tad Duffelmeir
1994	7	11	7th	Missed Playoffs	Jerry Lee
1995	8	10	6th	Missed Playoffs	Michelle Wall
1996	5	13	8th	Missed Playoffs	Michelle Wall
1997	6	12	5th	Missed Playoffs	Mike McHugh
1998	2	10	8th	Missed Playoffs	Mike McHugh
1998/99	4	17	8th	Missed Playoffs	Mike McHugh
1999/00	16	5	1st	Won Championship	Carrie Graf
2000/01	17	4	1st	Lost Grand Final	Carrie Graf
2001/02	15	6	2nd	Won Championship	Carrie Graf
2002/03	16	5	1st	Won Championship	Tom Maher
2003/04	13	8	4th	Lost Semi Final	Carrie Graf
2004/05	9	12	5th	Missed Playoffs	Tom Maher
2005/06	14	7	3rd	Won Championship	Carrie Graf
2006/07	15	6	2nd	Won Championship	Carrie Graf
2007/08	17	7	3rd	Lost Semi Final	Carrie Graf
2008/09	19	3	1st	Won Championship	Carrie Graf
2009/10	16	6	1st	Won Championship	Carrie Graf
2010/11	18	4	2nd	Lost Grand Final	Carrie Graf
2011/12	9	13	8th	Missed Playoffs	Carrie Graf
2012/13	7	17	8th	Missed Playoffs	Carrie Graf
2013/14	10	14	7th	Missed Playoffs	Carrie Graf
2014/15	11	11	5th	Missed Playoffs	Carrie Graf
2015/16	2	22	9th	Missed Playoffs	Carrie Graf

ROSTER

2016/17 SCHEDULE

YEAR BY YEAR

PLAYER INFO



## HEAD COACH PAUL GORISS

Goriss comes to the WNBL after 13 years at the AIS. Goriss spent 10 years as an assistant/senior coach of the AIS Men's basketball program and the last 3 years as the Head Coach of Basketball Australia's Centre of Excellence Women's program based at the AIS.

He brings a wealth of knowledge and experience in individual player development and has coached many of Australia's young talent through his time at the AIS. He is the current coach of the Australian U19 Gems women's team that in 2015 won the bronze medal at the FIBA U19 Women's World Championships.

With a new and refreshed UC Capitals group, Goriss is looking to build another Capitals team capable of adding to the great legacy of former coach Graf.

Alongside Goriss on the sideline will be Reece Potter and Peta Sinclair. Both have had WNBL experience with Reece as an assistant to Sydney Uni Flames and Peta with the Townsville Fire & AIS. Reece is the current head coach of the Launceston Tornadoes and took the team to the SEABL South Conference championship game this year before falling to Kilsyth in the final. Peta is no stranger to Canberra after playing with the club between 2005-09.

# 2016/17 PLAYER INFO



## #1 JANELLE ADAMS GUARD

**Player Number** 1  
**Player Name** Janelle Adams  
**Player Position** Guard  
**DOB** 17-Aug-90  
**Height** 175cm  
**Nationality** USA/Australian



## #3 MIKAELA RUEF FORWARD


**Player Number** 3  
**Player Name** Mikaela Ruef  
**Player Position** Forward  
**DOB** 20-Oct-90  
**Height** 190cm  
**Nationality** USA

**Career Highlights** Making it to the NCAA "Final Four" 4 times during her college career for Stanford University.  
**Junior Association** N/A

### Player Bio

This is Mikaela's 3rd WNBL season previously having stints with the Sydney Uni Flames & Adelaide Lightning. She has also played for the Launceston Tornadoes during the 2015 and 2016 SEABL seasons. She is a proven performer at both ends of the floor consistently averaging 'double doubles' in rebounds and points. She brings a wealth of experience and outstanding work ethic that will be key to the UC Caps success this WNBL season.

REGULAR SEASON STATS			FIELD GOALS			3 PTS			FREE THROWS				REBOUNDS			AVERAGES							
TEAM	YEAR	G	FGA	FGM	FG%	3PA	3PM	3P%	FTA	FTM	FT%	PTS	OR	DR	REB	FLS	ASS	BLK	STL	TO	PTS	REB	ASS
Sydney Uni	2014/15	19	188	76	40.4	9	0	0.0	74	44	59.5	197	35	114	149	38	35	18	15	31	10.4	7.8	1.8
Adelaide	2015/16	24	315	116	36.8	18	4	22.2	121	79	65.3	315	95	189	284	55	52	18	25	49	13.1	11.8	2.2
		<b>43</b>	<b>503</b>	<b>192</b>	<b>38.2</b>	<b>27</b>	<b>4</b>	<b>14.8</b>	<b>195</b>	<b>123</b>	<b>63.1</b>	<b>512</b>	<b>130</b>	<b>303</b>	<b>433</b>	<b>93</b>	<b>87</b>	<b>36</b>	<b>40</b>	<b>80</b>	<b>11.9</b>	<b>10.1</b>	<b>2.0</b>



## #5 LAUREN MANSFIELD POINT GUARD

**Player Number** 5  
**Player Name** Lauren Mansfield  
**Player Position** Point Guard  
**DOB** 18-Dec-89  
**Height** 170cm  
**Nationality** Australian

**Career Highlights** Making the 2016 Opals squad  
**Junior Association** North Adelaide Rockets (SA)

### Player Bio

Mansfield comes to the UC Caps on the back on a career defining season last year with the SEQ Stars. Mansfield stood up in the absence of WNBA guard Erin Phillips and lead the Stars to a playoff berth in their inaugural WNBL season. She averaged 15.5 points, 4.71 rebounds and 5.5 assists. Mansfield has also played for the Launceston Tornadoes in the SEABL where she has captained the side since 2013. Mansfield will be key to the Caps success this season as she looks to steer the ship from the point guard role.

REGULAR SEASON STATS			FIELD GOALS			3 PTS			FREE THROWS				REBOUNDS			AVERAGES							
TEAM	YEAR	G	FGA	FGM	FG%	3PA	3PM	3P%	FTA	FTM	FT%	PTS	OR	DR	REB	FLS	ASS	BLK	STL	TO	PTS	REB	ASS
Adelaide	2012/13	24	107	37	34.6	53	15	28.3	12	12	100.0	101	16	35	51	24	34	0	16	33	4.2	2.1	1.4
Adelaide	2013/14	24	73	28	38.4	30	11	36.7	20	13	65.0	80	13	25	38	16	16	1	11	24	3.3	1.6	0.7
SEQ Stars	2015/16	21	304	130	42.8	82	31	37.8	40	35	87.5	326	28	71	99	35	114	4	17	58	15.5	4.7	5.4
		<b>69</b>	<b>484</b>	<b>195</b>	<b>40.3</b>	<b>165</b>	<b>57</b>	<b>34.5</b>	<b>72</b>	<b>60</b>	<b>83.3</b>	<b>507</b>	<b>57</b>	<b>131</b>	<b>188</b>	<b>75</b>	<b>164</b>	<b>5</b>	<b>44</b>	<b>115</b>	<b>7.3</b>	<b>2.7</b>	<b>2.4</b>



## #6 ALICE CODDINGTON GUARD

<b>Player Number</b>	6	<b>Career Highlights</b>	Played 3 years at Utah State University. She started in all games during her sophomore and junior years. She was also a member of the 2006 U/19 National team.
<b>Player Name</b>	Alice Coddington		
<b>Player Position</b>	Guard		
<b>DOB</b>	24-Oct-88	<b>Junior Association</b>	Canberra
<b>Height</b>	178cm		
<b>Nationality</b>	Australia		

### Player Bio

Coddington is a Canberra junior and has been a mainstay of the Capitals program since 2011. She is an inspiration to ACT juniors and proves that there is a real pathway for junior female players in Canberra to make it to the elite level with the UC Capitals. Coddington has also been a long time servant of the Canberra Capitals Academy SEABL team. Her defensive intensity and toughness makes her a great asset to the 2016/17 UC Capitals roster.

REGULAR SEASON STATS			FIELD GOALS			3 PTS			FREE THROWS				REBOUNDS				AVERAGES						
TEAM	YEAR	G	FGA	FGM	FG%	3PA	3PM	3P%	FTA	FTM	FT%	PTS	OR	DR	REB	FLS	ASS	BLK	STL	TO	PTS	REB	ASS
Canberra	2011/12	9	17	6	35.3	6	3	50.0	1	1	100.0	16	3	5	8	6	6	2	2	9	1.8	0.9	0.7
Canberra	2012/13	24	38	8	21.1	14	2	14.3	8	3	37.5	21	4	10	14	19	12	2	10	20	0.9	0.6	0.5
Canberra	2013/14	17	18	7	38.9	7	2	28.6	0	0	0.0	16	8	9	17	16	3	1	4	8	0.9	1.0	0.2
UC Capitals	2014/15	22	66	31	47.0	13	5	38.5	14	9	64.3	77	11	15	26	36	23	2	3	26	3.5	1.2	1.0
UC Capitals	2015/16	20	21	8	38.1	2	1	50.0	4	2	50.0	19	2	8	10	19	13	2	5	16	1.0	0.5	0.7
		<b>92</b>	<b>160</b>	<b>60</b>	<b>37.5</b>	<b>42</b>	<b>13</b>	<b>31.0</b>	<b>27</b>	<b>15</b>	<b>55.6</b>	<b>149</b>	<b>28</b>	<b>47</b>	<b>75</b>	<b>96</b>	<b>57</b>	<b>9</b>	<b>24</b>	<b>79</b>	<b>1.6</b>	<b>0.8</b>	<b>0.6</b>



## #7 STEPHANIE BAIRSTOW FORWARD

<b>Player Number</b>	7	<b>Career Highlights</b>	Played NCAA Division 1 basketball at Utah State University throughout 2012-2014 .
<b>Player Name</b>	Stephanie Bairstow		
<b>Player Position</b>	Forward	<b>Junior Association</b>	Brisbane Capitals
<b>DOB</b>	10-Oct-94		
<b>Height</b>	188cm		
<b>Nationality</b>	Australia		

### Player Bio

Bairstow comes to the UC Capitals after missing the 2015/16 WNBL season through injury. She has recently had stints in the SEABL with Brisbane and Bendigo where she has been a solid performer. Bairstow will add some outside shooting and much needed rebounding to the new, young UC Capitals squad.

REGULAR SEASON STATS			FIELD GOALS			3 PTS			FREE THROWS				REBOUNDS				AVERAGES						
TEAM	YEAR	G	FGA	FGM	FG%	3PA	3PM	3P%	FTA	FTM	FT%	PTS	OR	DR	REB	FLS	ASS	BLK	STL	TO	PTS	REB	ASS
AIS	2011/12	10	13	5	38.5	0	0	0.0	0	0	0.0	10	5	2	7	10	0	1	0	5	1.0	0.7	0.0
		<b>10</b>	<b>13</b>	<b>5</b>	<b>38.5</b>	<b>0</b>	<b>0</b>	<b>0.0</b>	<b>0</b>	<b>0</b>	<b>0.0</b>	<b>10</b>	<b>5</b>	<b>2</b>	<b>7</b>	<b>10</b>	<b>0</b>	<b>1</b>	<b>0</b>	<b>5</b>	<b>1.0</b>	<b>0.7</b>	<b>0.0</b>



## #8 CARLY WILSON GUARD/FORWARD

**Player Number** 8  
**Player Name** Carly Wilson  
**Player Position** Guard/ Forward  
**DOB** 8-Jul-82  
**Height** 189cm  
**Nationality** Australia

**Career Highlights** A member of the Australian Opals team and squad between 2005 & 2012  
**Junior Association** Nunawading

**Player Bio**

A multiple WNBL championship winner with both Canberra and Dandenong, Wilson brings a plethora of winning experience to a relatively young and new look UC Capitals side. Wilson's shooting will open up some valuable inside space for biggs Tolo & Ruef.

REGULAR SEASON STATS			FIELD GOALS			3 PTS			FREE THROWS				REBOUNDS				AVERAGES						
TEAM	YEAR	G	FGA	FGM	FG%	3PA	3PM	3P%	FTA	FTM	FT%	PTS	OR	DR	REB	FLS	ASS	BLK	STL	TO	PTS	REB	ASS
Dandenong	1998/99	4	3	0	0.0	1	0	0.0	0	0	0.0	0	0	0	0	0	0	0	0	0	0.0	0.0	0.0
AIS	1999/00	6	24	14	58.3	7	4	57.1	2	0	0.0	32	1	11	12	7	5	2	5	9	5.3	2.0	0.8
AIS	2000/01	21	185	73	39.5	68	21	30.9	18	14	77.8	181	30	49	79	44	35	24	14	30	8.6	3.8	1.7
AIS	2001/02	21	212	87	41.0	62	19	30.6	47	34	72.3	227	27	61	88	49	52	22	20	42	10.8	4.2	2.5
Dandenong	2002/03	21	330	147	44.5	63	24	38.1	75	51	68.0	369	54	80	134	40	24	30	37	41	17.6	6.4	1.1
Dandenong	2003/04	23	284	119	41.9	85	27	31.8	35	29	82.9	294	28	60	88	32	37	30	19	20	12.8	3.8	1.6
Dandenong	2004/05	23	265	105	39.6	52	11	21.2	74	51	68.9	272	36	65	101	31	33	29	22	27	11.8	4.4	1.4
Dandenong	2005/06	22	295	135	45.8	69	22	31.9	68	48	70.6	340	20	61	81	26	32	27	18	30	15.5	3.7	1.5
West Coast	2006/07	21	343	142	41.4	47	18	38.3	69	61	88.4	363	40	96	136	25	50	22	31	46	17.3	6.5	2.4
West Coast	2007/08	13	201	80	39.8	57	19	33.3	42	37	88.1	216	29	64	93	14	22	15	17	18	16.6	7.2	1.7
Canberra	2009/10	24	160	69	43.1	68	26	38.2	14	11	78.6	175	34	46	80	41	37	22	18	25	7.3	3.3	1.5
Canberra	2010/11	25	297	129	43.4	70	28	40.0	41	32	78.0	318	48	64	112	40	52	17	16	38	12.7	4.5	2.1
Canberra	2011/12	22	244	95	38.9	77	27	35.1	50	47	94.0	264	24	71	95	42	43	20	15	27	12.0	4.3	2.0
Canberra	2012/13	24	182	63	34.6	75	21	28.0	6	5	83.3	152	13	49	62	45	19	21	14	25	6.3	2.6	0.8
Canberra	2013/14	23	116	42	36.2	63	21	33.3	5	4	80.0	109	16	44	60	31	31	26	10	20	4.7	2.6	1.3
UC Capitals	2014/15	22	136	58	42.6	59	28	47.5	8	8	100.0	152	24	34	58	26	35	10	12	22	6.9	2.6	1.6
UC Capitals	2015/16	24	129	50	38.8	66	27	40.9	10	10	100.0	137	22	40	62	34	34	13	15	18	5.7	2.6	1.4
		<b>339</b>	<b>3406</b>	<b>1408</b>	<b>41.3</b>	<b>989</b>	<b>343</b>	<b>34.7</b>	<b>564</b>	<b>442</b>	<b>78.4</b>	<b>3601</b>	<b>446</b>	<b>895</b>	<b>1341</b>	<b>527</b>	<b>541</b>	<b>330</b>	<b>283</b>	<b>438</b>	<b>10.6</b>	<b>4.0</b>	<b>1.6</b>



## #10 KATE GAZE GUARD

**Player Number** 10  
**Player Name** Kate Gaze  
**Player Position** Guard  
**DOB** 18-Feb-90  
**Height** 173cm  
**Nationality** Australia

**Career Highlights** Playing in WNBL Championships for Townsville Fire during the 2014/15 & 2015/16 WNBL seasons.  
**Junior Association** Sutherland Sharks

**Player Bio**

Kate Gaze or "Gazey" as she is affectionately known comes to the Caps after two WNBL seasons with back-to-back champions the Townsville Fire. Previous to this she was a college star at St Mary's (California). Gazey will add some outside shooting to the UC Capitals roster and she will be looking forward to stepping up into a more prominent role on court this WNBL season with the UC Capitals.

REGULAR SEASON STATS			FIELD GOALS			3 PTS			FREE THROWS				REBOUNDS				AVERAGES						
TEAM	YEAR	G	FGA	FGM	FG%	3PA	3PM	3P%	FTA	FTM	FT%	PTS	OR	DR	REB	FLS	ASS	BLK	STL	TO	PTS	REB	ASS
AIS	2006/07	14	34	9	26.5	21	6	28.6	6	3	50.0	27	1	14	15	17	14	1	1	14	1.9	1.1	1.0
AIS	2007/08	19	52	12	23.1	39	10	25.6	0	0	0.0	34	3	10	13	13	3	0	2	11	1.8	0.7	0.2
AIS	2008/09	20	128	42	32.8	72	25	34.7	11	8	72.7	117	10	22	32	25	32	2	3	48	5.9	1.6	1.6
Townsville	2014/15	18	28	10	35.7	10	3	30.0	2	2	100.0	25	0	8	8	6	8	0	1	11	1.4	0.4	0.4
Townsville	2015/16	27	102	36	35.3	56	18	32.1	23	15	65.2	105	4	27	31	25	26	0	2	20	3.9	1.1	1.0
		<b>98</b>	<b>344</b>	<b>109</b>	<b>31.7</b>	<b>198</b>	<b>62</b>	<b>31.3</b>	<b>42</b>	<b>28</b>	<b>66.7</b>	<b>308</b>	<b>18</b>	<b>81</b>	<b>99</b>	<b>86</b>	<b>83</b>	<b>3</b>	<b>9</b>	<b>104</b>	<b>3.1</b>	<b>1.0</b>	<b>0.8</b>



### #13 ABBEY WEHRUNG GUARD

<b>Player Number</b>	13	<b>Career Highlights</b>	Playing for Australian at the U/19 World Championships in 2012.
<b>Player Name</b>	Abbey Wehrung	<b>Junior Association</b>	Ballarat
<b>Player Position</b>	Guard		
<b>DOB</b>	28-Dec-95		
<b>Height</b>	178cm		
<b>Nationality</b>	Australia		

**Player Bio**

This is Wehrung's 3rd season in Canberra and she is still only 20 years of age. Without doubt Wehrung is one of the best up and coming guards in the country and she will be looking to step up her productivity under new UC Capitals Coach, Paul Goriss. Wehrung plays in the SEABL competition for her home town Ballarat Rush.

REGULAR SEASON STATS			FIELD GOALS			3 PTS			FREE THROWS				REBOUNDS					AVERAGES					
TEAM	YEAR	G	FGA	FGM	FG%	3PA	3PM	3P%	FTA	FTM	FT%	PTS	OR	DR	REB	FLS	ASS	BLK	STL	TO	PTS	REB	ASS
UC Capitals	2014/15	20	62	19	30.6	22	6	27.3	14	13	92.9	57	8	18	26	21	17	1	3	25	2.9	1.3	0.9
UC Capitals	2015/16	24	102	35	34.3	47	13	27.7	31	24	77.4	107	8	27	35	23	30	2	6	44	4.5	1.5	1.3
		<b>44</b>	<b>164</b>	<b>54</b>	<b>32.9</b>	<b>69</b>	<b>19</b>	<b>27.5</b>	<b>45</b>	<b>37</b>	<b>82.2</b>	<b>164</b>	<b>16</b>	<b>45</b>	<b>61</b>	<b>44</b>	<b>47</b>	<b>3</b>	<b>9</b>	<b>69</b>	<b>3.7</b>	<b>1.4</b>	<b>1.1</b>



### #21 KEELY FROLING FORWARD

<b>Player Number</b>	21	<b>Career Highlights</b>	Winning the first ever gold medal for Queensland North at the U/18 National Championships in 2013.
<b>Player Name</b>	Keely Froling	<b>Junior Association</b>	Townsville
<b>Player Position</b>	Forward		
<b>DOB</b>	31-Jan-96		
<b>Height</b>	188cm		
<b>Nationality</b>	Australia		

**Player Bio**

Froling has returned to Australia after a stint with Southern Methodist University throughout 2014-2016. She most recently played for Bendigo in the SEABL competition. She is a ferocious rebounder and defender and she will add a element of toughness to the UC Capitals in the 2016/17 WNBL season.



### #24 JAZMON GWATHMEY GUARD/FORWARD

<b>Player Number</b>	24	<b>Career Highlights</b>	Being selected as the 14th overall pick in 2016 WNBA draft.
<b>Player Name</b>	Jazmon Gwathmey	<b>Junior Association</b>	N/A
<b>Player Position</b>	Guard/ Forward		
<b>DOB</b>	24-Jan-93		
<b>Height</b>	188cm		
<b>Nationality</b>	USA		

**Player Bio**

Gwathmey averaged 11.4 points, 5.4 rebounds and 1.3 blocks in four seasons at James Madison University. She is a three-time Colonial Athletic Association Player of the Year and CAA Tournament Most Outstanding Player winning the award in 2014, 2015 and 2016. Her athleticism and all round contribution will be crucial to the Caps success at both ends of the floor.



## #32 MARIANNA TOLO FORWARD/CENTRE

<b>Player Number</b>	12	<b>Career Highlights</b>	Playing for Australia at Olympic Games and World Championships in 2010, 2012, 2014 & 2016.
<b>Player Name</b>	Marianna Tolo	<b>Junior Association</b>	Mackay
<b>Player Position</b>	Forward/ Centre		
<b>DOB</b>	2-Jul-89		
<b>Height</b>	196cm		
<b>Nationality</b>	Australia		

### Player Bio

Tolo brings a massive wealth of experience to the UC Caps roster. She has played extensively in leagues around the world from WNBL, to Europe and to the WNBA where she played with the Los Angeles Sparks. Her size, skill and experience will prove invaluable to the UC Capitals through the upcoming WNBL season as they Caps look to turn around their fortunes after struggling in 2015/16 with only two wins.

REGULAR SEASON STATS			FIELD GOALS			3 PTS			FREE THROWS				REBOUNDS				AVERAGES						
TEAM	YEAR	G	FGA	FGM	FG%	3PA	3PM	3P%	FTA	FTM	FT%	PTS	OR	DR	REB	FLS	ASS	BLK	STL	TO	PTS	REB	ASS
AIS	2006/07	21	135	72	53.3	1	0	0.0	44	27	61.4	171	33	64	97	51	15	35	6	41	8.1	4.6	0.7
AIS	2007/08	22	212	115	54.2	3	1	33.3	112	90	80.4	321	54	82	136	64	22	38	15	58	14.6	6.2	1.0
Canberra	2008/09	24	163	89	54.6	0	0	0.0	61	40	65.6	218	64	84	148	47	22	53	12	43	9.1	6.2	0.9
Canberra	2009/10	25	228	126	55.3	3	1	33.3	91	53	58.2	306	64	120	184	62	31	75	19	40	12.2	7.4	1.2
Canberra	2010/11	25	237	127	53.6	0	0	0.0	114	81	71.1	335	74	136	210	67	40	64	15	48	13.4	8.4	1.6
Canberra	2011/12	22	221	123	55.7	0	0	0.0	88	67	76.1	313	67	122	189	59	53	68	13	67	14.2	8.6	2.4
		<b>139</b>	<b>1196</b>	<b>652</b>	<b>54.5</b>	<b>7</b>	<b>2</b>	<b>0.0</b>	<b>510</b>	<b>358</b>	<b>70.2</b>	<b>1664</b>	<b>356</b>	<b>608</b>	<b>964</b>	<b>350</b>	<b>183</b>	<b>333</b>	<b>80</b>	<b>297</b>	<b>12.0</b>	<b>6.9</b>	<b>1.3</b>



**Jayco®**





# PLAYER ROSTER

NO.	PLAYER	HEIGHT (CM)	POSITION	DOB
5	Aimie Clydesdale	176	Guard	21/09/93
9	Jacinta Kennedy	187	Forward/Centre	3/05/82
6	Rachel Antoniadou	173	Guard	16/10/96
7	Bree Whatman	169	Guard	12/08/94
8	Stephanie Cumming	178	Guard	26/07/90
10	Chloe Bibby	185	Forward	15/06/98
11	Lauren Scherf	195	Forward/Centre	7/03/96
14	Amelia Todhunter	169	Guard	21/05/88
15	Sara Blicavs	189	Forward	15/02/93
21	Natalie Novosel	180	Guard	22/11/99
22	Rosie Fadljevic	184	Guard/Forward	17/09/93
33	Ally Malott	190	Forward	31/10/92

## CLUB INFO

CLUB DETAILS	
Club Name	Dandenong Jayco Rangers
Major Partner	JAYCO
Facebook Handle	jaycorangers
Twitter Handle	jaycorangers
Instagram Handle	jaycorangers
Uniform Colours	Green/White
Stadium Name	Dandenong Stadium
Stadium Address	270 Stud Rd Dandenong
Capacity	2000

CLUB CONTACTS	
<b>CLUB CONTACT</b>	<b>Trish Fallon</b>
Email	trish.fallon@dandenongbasketball.com.au
Phone	9794 7192
<b>HEAD COACH</b>	<b>Larissa Anderson</b>
Mobile	0419 348 938
Email	Larissa@cavpr.com.au
<b>ASSISTANT COACH/S</b>	<b>John White, Michelle Brogan, James Anderson</b>
Mobile	0448 872 317, 0404 840 780, 0413 864 343
Email	j.l.white@live.com, sambrogan@aol.com, jamesanderson04@gmail.com
<b>STRENGTH AND CONDITIONING COACH</b>	<b>Domenic Trimboli</b>
Mobile	0417 371 770
<b>TEAM PHYSIOTHERAPIST</b>	<b>Amanda Berntsen</b>
Mobile	0417 396 251
<b>TEAM MANAGER</b>	<b>Robyn Houghton</b>
Mobile	0400 666 858
Email	houghton@bigpond.net.au
<b>CLUB GAME COMMISSIONER</b>	<b>Beth Carpenter</b>
Mobile	0413 453 166
Email	bethcarpenterdps@gmail.com
<b>CLUB HEAD STATISTICIAN</b>	<b>Tracey Teunissen</b>
Mobile	0411 265 526
Email	ttstath@bigpond.com



ROSTER  
2016/17 SCHEDULE  
YEAR BY YEAR  
PLAYER INFO



# 2016/17 SCHEDULE

ROUND	GAME	DATE	TIME	VENUE	HOME TEAM	AWAY TEAM
1	2	Sat Oct 8	3:00 pm	SCS	UC CAPITALS	DANDENONG
2	7	Sat Oct 15	7:00 pm	BEN	BENDIGO	DANDENONG
2	10	Sun Oct 16	5:00 pm	DAN	DANDENONG	PERTH
3	14	Fri Oct 21	7:30 pm	DAN	DANDENONG	TOWNSVILLE
4	19	Fri Oct 28	7:30 pm	DAN	DANDENONG	BENDIGO
4	22	Mon Oct 31	7:30 pm	SBC	MELBOURNE	DANDENONG
5	25	Sun Nov 6	2:00 pm	DAN	DANDENONG	UC CAPITALS
6	30	Sat Nov 12	7:00 pm	TAR	DANDENONG	UC CAPITALS
7	35	Sun Nov 20	2:00 pm	DAN	DANDENONG	MELBOURNE
8	39	Sat Nov 26	6:30 pm	DAN	DANDENONG	ADELAIDE
9	45	Sat Dec 3	6:30 pm	DAN	DANDENONG	SYDNEY UNI
9	47	Sun Dec 4	3:00 pm	BEN	BENDIGO	DANDENONG
10	49	Fri Dec 9	7:30 pm	AA	ADELAIDE	DANDENONG
10	52	Sun Dec 11	1:00 pm	PER	PERTH	DANDENONG
11	55	Sat Dec 17	7:00 pm	BRY	SYDNEY UNI	DANDENONG
13	64	Sun Jan 8	2:00 pm	DAN	DANDENONG	ADELAIDE
14	68	Sat Jan 14	3:00pm	DAN	DANDENONG	MELBOURNE
15	71	Sat Jan 21	* 4:30 pm	AA	ADELAIDE	DANDENONG
16	75	Wed Jan 25	7:30 pm	SBC	MELBOURNE	DANDENONG
16	80	Sun Jan 29	2:00 pm	PER	PERTH	DANDENONG
17	82	Sat Feb 4	6:30 pm	DAN	DANDENONG	TOWNSVILLE
18	86	Fri Feb 10	7:00 pm	TSV	TOWNSVILLE	DANDENONG
18	89	Sat Feb 11	7:00 pm	BRY	SYDNEY UNI	DANDENONG
19	94	Sat Feb 18	6:30 pm	DAN	DANDENONG	PERTH

\*\* Double Header with NBL

ROSTER

2016/17 SCHEDULE

YEAR BY YEAR

PLAYER INFO

## FINALS GAMES

<b>SF1</b>	Sat Feb 25	1st	<b>Vs</b>	4th
<b>SF1</b>	Fri Mar 3	4th	<b>Vs</b>	1st
<b>SF1</b>	Sun Mar 5	1st	<b>Vs</b>	4th
<b>SF2</b>	Sat Feb 25	2nd	<b>Vs</b>	3rd
<b>SF2</b>	Fri Mar 3	3rd	<b>Vs</b>	2nd
<b>SF2</b>	Sun Mar 5	2nd	<b>Vs</b>	3rd
<b>GF1</b>	Sat Mar 11	Winner of SF1	<b>Vs</b>	Winner of SF2
<b>GF2</b>	Fri Mar 17	Winner of SF2	<b>Vs</b>	Winner of SF1
<b>GF3</b>	Sun Mar 19	Winner of SF1	<b>Vs</b>	Winner of SF2

## 2016/17 VENUEES

<b>AA</b>	Adelaide Arena
<b>SCS</b>	Southern Cross Stadium
<b>BRY</b>	Brydens Stadium
<b>BEN</b>	Bendigo Stadium
<b>DAN</b>	Dandenong Basketball Stadium
<b>TAR</b>	Traralgon Sports Stadium
<b>GEE</b>	The Geelong Arena
<b>TSV</b>	Townsville Stadium
<b>SBC</b>	State Basketball Centre
<b>PER</b>	Bendat Basketball Centre

# YEAR BY YEAR

YEAR	WINS	LOSSES	POSITION	PLAYOFFS	COACH
1992	14	6	3rd	Lost Grand Final	Alex Palazzolo
1993	10	8	4th	Lost Semi Final	Alex Palazzolo
1994	10	8	5th	Missed Playoffs	Alex Palazzolo
1995	4	14	8th	Missed Playoffs	Alex Palazzolo
1996	9	9	5th	Missed Playoffs	Steve Barr
1997	9	9	4th	Lost Qualifying Final	Steve Barr
1998	7	5	6th	Missed Playoffs	Steve Barr
1998/99	6	15	7th	Missed Playoffs	Mark Wright
1999/00	11	10	5th	Missed Playoffs	Mark Wright
2000/01	15	6	4th	Lost Preliminary Final	Mark Wright
2001/02	15	6	3rd	Lost Semi Final	Mark Wright
2002/03	11	10	5th	Missed Playoffs	Gary Fox
2003/04	17	4	1st	Won Championship	Gary Fox
2004/05	19	2	1st	Won Championship	Gary Fox
2005/06	14	7	1st	Lost Grand Final	Gary Fox
2006/07	12	9	4th	Lose Semi Finals	Gary Fox
2007/08	12	12	4th	Lost Qualifying Final	Dale Waters
2008/09	7	15	7th	Missed Playoffs	Dale Waters
2009/10	6	16	8th	Missed Playoffs	Dale Waters/Dean Kinsman
2010/11	12	10	4th	Lost Elimination Final	Mark Wright
2011/12	14	8	3rd	Won Championship	Mark Wright
2012/13	19	5	2nd	Lost Preliminary Final	Mark Wright
2013/14	16	8	2nd	Lost Preliminary Final	Mark Wright
2014/15	12	10	3rd	Lost Semi Final	Mark Wright
2015/16	15	9	3rd	Lost Semi Final	Larissa Anderson

ROSTER

2016/17 SCHEDULE

YEAR BY YEAR

PLAYER INFO



## HEAD COACH LARISSA ANDERSON

Larissa Anderson brings passion and dedication to get the best out of the Rangers playing group, leading them to the Semi-Finals in 2015, her debut season as head coach. Previously, she was the SEABL Coach of the Year in 2004, 2010, 2011 and 2015, the Victorian Coach of the Year in 2004, 2010, 2011 and 2015, an assistant coach of the Australian Gems Under-19 team and led the Rangers to four SEABL Championships in 2010, 2011, 2012 and 2015. Her hobbies include spending time with her two children, Emma and Cooper while also running a PR Company, Cavanagh PR with her mother.

YEAR	TEAM	REGULAR SEASON			FINALS		NOTES
		WIN	LOSS	POS	WIN	LOSS	
2015/16	Dandenong	15	9	3rd	0	1	Lost Semi Final
Totals		15	9		0	1	

# 2016/17 PLAYER INFO



## #5 AIMIE CLYDESDALE GUARD

**Player Number** #5 **Junior Association** Dandenong Rangers  
**Player Name** Aimie Clydesdale  
**Player Position** Guard  
**DOB** 21.9.93  
**Height** 178 cm  
**Nationality** Australian

**Player Bio**

2011, 2012, 2015, SEABL Championships. 2012 WNBL Championship. Aimie brings speed in the point guard position who will look to continue to be a scoring threat after coming off a strong and successful SEABL Season. Aimie also has the ability to create for others in bringing them into the game. Aimie's hobbies inc being addicted to TV shows. Currently doing a double bachelor degree in Science and Education.

REGULAR SEASON STATS			FIELD GOALS			3 PTS			FREE THROWS				REBOUNDS				AVERAGES						
TEAM	YEAR	G	FGA	FGM	FG%	3PA	3PM	3P%	FTA	FTM	FT%	PTS	OR	DR	REB	FLS	ASS	BLK	STL	TO	PTS	REB	ASS
Dandenong	2010/11	5	4	1	25.0	1	0	0.0	2	0	0.0	2	0	1	1	0	0	0	0	0	0.4	0.2	0.0
Dandenong	2011/12	6	9	2	22.2	3	0	0.0	0	0	0.0	4	0	1	1	1	6	0	4	4	0.7	0.2	1.0
Dandenong	2012/13	21	36	18	50.0	5	3	60.0	16	8	50.0	47	3	11	14	16	7	0	4	13	2.2	0.7	0.3
Dandenong	2013/14	19	62	24	38.7	9	0	0.0	10	4	40.0	52	11	12	23	13	10	2	7	15	2.7	1.2	0.5
Dandenong	2014/15	23	123	43	35.0	19	5	26.3	16	15	93.8	106	17	30	47	31	31	3	8	26	4.6	2.0	1.3
Dandenong	2015/16	16	85	26	30.6	29	8	27.6	12	8	66.7	68	6	27	33	20	22	1	9	23	4.3	2.1	1.4
		<b>90</b>	<b>319</b>	<b>114</b>	<b>35.7</b>	<b>66</b>	<b>16</b>	<b>24.2</b>	<b>56</b>	<b>35</b>	<b>62.5</b>	<b>279</b>	<b>37</b>	<b>82</b>	<b>119</b>	<b>81</b>	<b>76</b>	<b>6</b>	<b>32</b>	<b>81</b>	<b>3.1</b>	<b>1.3</b>	<b>0.8</b>



## #6 RACHEL ANTONIADOU GUARD

**Player Number** 6 **Junior Association** Warragul Warriors & Dandenong Rangers  
**Player Name** Rachel Antoniadou  
**Player Position** Guard  
**DOB** 16-Oct-96  
**Height** 173cm  
**Nationality** Australian

**Player Bio**

Vic Metro U20 National Champions 2014/2015. Australian U19 Gems squad member. Accepted scholarship to Florida State University. 2015 & 2106 SEABL Championships with Dandenong Rangers. U16 & u18 silver medalists at National Championships with Vic Country. Rachel brings energy to both ends of the floor and continuous encouragement for her teammates on and off the court is invaluable to the team. Rachels hobbies include reading, travel and spending quality time with friends. Currently studying Bachelor of Business in Public Relations at Swinbourne University and also works at Sunglass Hut.



## #7 BREE WHATMAN GUARD

**Player Number** 7 **Junior Association** Dandenong Rangers  
**Player Name** Bree Whatman  
**Player Position** Guard  
**DOB** 12/08/94  
**Height** 169m  
**Nationality** Australian

**Player Bio**  
 3x SEABL champion with Dandenong. 2 Youth league championships with Dandenong. Youth league MVP & league all star 5 2015 at Dandenong. Div 1 Basketball Scholarship in America to NDSU

REGULAR SEASON STATS			FIELD GOALS			3 PTS			FREE THROWS				REBOUNDS			AVERAGES							
TEAM	YEAR	G	FGA	FGM	FG%	3PA	3PM	3P%	FTA	FTM	FT%	PTS	OR	DR	REB	FLS	ASS	BLK	STL	TO	PTS	REB	ASS
Dandenong	2011/12	2	3	1	33.3	2	1	50.0	0	0	0.0	3	0	0	0	1	1	0	0	0	1.5	0.0	0.5
Dandenong	2014/15	1	0	0	0.0	0	0	0.0	0	0	0.0	0	0	0	0	0	0	0	0	0	0.0	0.0	0.0
Dandenong	2015/16	1	2	0	0.0	2	0	0.0	0	0	0.0	0	0	0	0	0	0	0	0	0	0.0	0.0	0.0
		<b>4</b>	<b>5</b>	<b>1</b>	<b>20.0</b>	<b>4</b>	<b>1</b>	<b>25.0</b>	<b>0</b>	<b>0</b>	<b>0.0</b>	<b>3</b>	<b>0</b>	<b>0</b>	<b>0</b>	<b>1</b>	<b>1</b>	<b>0</b>	<b>0</b>	<b>0</b>	<b>0.8</b>	<b>0.0</b>	<b>0.3</b>



## #8 STEPH CUMMING GUARD

**Player Number** #8 **Junior Association** Dandenong Rangers  
**Player Name** Steph Cumming  
**Player Position** Guard  
**DOB** 26.7.90  
**Height** 178cm  
**Nationality** Australian

**Player Bio**  
 2 x WNBL championships 2012 (Dandenong) & 2105 (Townsville). 2016 WNBL Defensive Player of the Year. 2015 SEABI MVP. 2 x SEABL All-star 5 team 2013 & 2015. World University Games 2013. U19 Australian Team captain. Steph is an athletic scorer and arguably one of the best pull up jump shooters in the WNBL. Currently studying Education at Victoria University Hobbies include arts and crafts.

REGULAR SEASON STATS			FIELD GOALS			3 PTS			FREE THROWS				REBOUNDS			AVERAGES							
TEAM	YEAR	G	FGA	FGM	FG%	3PA	3PM	3P%	FTA	FTM	FT%	PTS	OR	DR	REB	FLS	ASS	BLK	STL	TO	PTS	REB	ASS
Dandenong	2006/07	12	8	4	50.0	4	3	75.0	6	1	16.7	12	2	4	6	9	3	2	2	3	1.0	0.5	0.3
AIS	2007/08	24	106	45	42.5	61	24	39.3	20	19	95.0	133	13	32	45	48	10	7	8	25	5.5	1.9	0.4
AIS	2008/09	20	151	61	40.4	56	16	28.6	40	24	60.0	162	16	39	55	37	41	3	8	40	8.1	2.8	2.1
Dandenong	2009/10	22	225	84	37.3	92	31	33.7	58	45	77.6	244	21	45	66	53	37	8	20	47	11.1	3.0	1.7
Dandenong	2010/11	23	220	92	41.8	81	31	38.3	22	19	86.4	234	21	46	67	46	30	4	19	25	10.2	2.9	1.3
Dandenong	2011/12	25	287	132	46.0	91	36	39.6	53	40	75.5	340	37	68	105	58	49	10	21	42	13.6	4.2	2.0
Dandenong	2012/13	26	228	108	47.4	80	34	42.5	45	41	91.1	291	23	54	77	51	28	8	20	27	11.2	3.0	1.1
Townsville	2013/14	27	242	108	44.6	53	24	45.3	82	75	91.5	315	20	57	77	43	59	7	14	38	11.7	2.9	2.2
Townsville	2014/15	24	226	95	42.0	85	31	36.5	61	48	78.7	274	20	48	68	36	47	8	16	41	11.4	2.8	2.0
Dandenong	2015/16	25	340	145	42.6	89	32	36.0	87	74	85.1	396	22	77	99	53	66	11	21	62	15.8	4.0	2.6
		<b>228</b>	<b>2033</b>	<b>874</b>	<b>43.0</b>	<b>692</b>	<b>262</b>	<b>37.9</b>	<b>474</b>	<b>386</b>	<b>81.4</b>	<b>2401</b>	<b>195</b>	<b>470</b>	<b>665</b>	<b>434</b>	<b>370</b>	<b>68</b>	<b>149</b>	<b>350</b>	<b>10.5</b>	<b>2.9</b>	<b>1.6</b>



## #9 JACINTA KENNEDY CENTRE

**Player Number** #9 **Junior Association** Nunawading Spectres  
**Player Name** Jacinta Kennedy  
**Player Position** Centre  
**DOB** 3/05/82  
**Height** 187.5cm  
**Nationality** Australian

**Player Bio**

WNBL Championships with Canberra Capitals (01/02), Dandenong Rangers (03/04, 04/05), Dandenong Rangers MVP (03/04, 04/05, 05/06), Opals Squad member from 2003-2006. Commonwealth Games Gold 2006. Jacinta brings leadership, experience and consistency to the team. Personal hobbies include yoga, swimming, spending time with her 3 children Lachlan, Isabella and Jada.

REGULAR SEASON STATS			FIELD GOALS			3 PTS			FREE THROWS				REBOUNDS			AVERAGES								
TEAM	YEAR	G	FGA	FGM	FG%	3PA	3PM	3P%	FTA	FTM	FT%	PTS	OR	DR	REB	FLS	ASS	BLK	STL	TO	PTS	REB	ASS	
Dandenong	1998/99	7	9	3	33.3	0	0	0.0	2	2	100.0	8	1	5	6	8	1	3	3	5	1.1	0.9	0.1	
AIS	1999/00	20	113	46	40.7	0	0	0.0	37	21	56.8	113	50	70	120	33	15	14	9	28	5.7	6.0	0.8	
AIS	2000/01	18	111	42	37.8	1	0	0.0	25	15	60.0	99	35	50	85	24	19	12	9	22	5.5	4.7	1.1	
Canberra	2001/02	22	161	74	46.0	3	1	33.3	70	53	75.7	202	62	100	162	57	14	45	16	47	9.2	7.4	0.6	
Dandenong	2003/04	19	246	117	47.6	2	0	0.0	77	52	67.5	286	52	89	141	54	30	23	15	47	15.1	7.4	1.6	
Dandenong	2004/05	23	299	136	45.5	24	4	16.7	67	45	67.2	321	90	116	206	54	33	28	17	37	14.0	9.0	1.4	
Dandenong	2005/06	23	294	151	51.4	20	8	40.0	82	61	74.4	371	81	105	186	52	29	29	26	61	16.1	8.1	1.3	
Dandenong	2015/16	25	180	92	51.1	1	0	0.0	53	39	73.6	223	49	84	133	37	31	16	14	27	8.9	5.3	1.2	
			<b>157</b>	<b>1413</b>	<b>661</b>	<b>46.8</b>	<b>51</b>	<b>13</b>	<b>25.5</b>	<b>413</b>	<b>288</b>	<b>69.7</b>	<b>1623</b>	<b>420</b>	<b>619</b>	<b>1039</b>	<b>319</b>	<b>172</b>	<b>170</b>	<b>109</b>	<b>274</b>	<b>10.3</b>	<b>6.6</b>	<b>1.1</b>



## #10 CHLOE BIBBY FORWARD

**Player Number** #10 **Junior Association** Warracknabeal/Horsham Hornets  
**Player Name** Chloe Bibby  
**Player Position** Forward  
**DOB** 15/06/98  
**Height** 185cm  
**Nationality** Australian

**Player Bio**

2016 SEABL Championship. U17 Sapphires team. U19 Gems team. Vic Country Kristi Harrower recipient. Chloe will bring energy and positivity to the Rangers team. With another WNBL season under her belt Chloe will look to bring an immediate impact on court when given the opportunity with her natural strength and energy not very often seen in a player her age. Chloe's hobbies include reading. Currently completing year 12.

REGULAR SEASON STATS			FIELD GOALS			3 PTS			FREE THROWS				REBOUNDS			AVERAGES								
TEAM	YEAR	G	FGA	FGM	FG%	3PA	3PM	3P%	FTA	FTM	FT%	PTS	OR	DR	REB	FLS	ASS	BLK	STL	TO	PTS	REB	ASS	
Dandenong	2013/14	1	0	0	0.0	0	0	0.0	0	0	0.0	0	0	0	0	0	0	0	0	0	0.0	0.0	0.0	
Dandenong	2014/15	17	14	5	35.7	0	0	0.0	1	1	100.0	11	5	10	15	8	1	0	2	3	0.6	0.9	0.1	
Dandenong	2015/16	1	1	0	0.0	1	0	0.0	0	0	0.0	0	0	0	0	0	0	0	0	0	0.0	0.0	0.0	
			<b>19</b>	<b>15</b>	<b>5</b>	<b>33.3</b>	<b>1</b>	<b>0</b>	<b>0.0</b>	<b>1</b>	<b>1</b>	<b>100.0</b>	<b>11</b>	<b>5</b>	<b>10</b>	<b>15</b>	<b>8</b>	<b>1</b>	<b>0</b>	<b>2</b>	<b>3</b>	<b>0.6</b>	<b>0.8</b>	<b>0.1</b>



## #11 LAUREN SCHERF CENTRE

**Player Number** 11 **Junior Association** Diamond Valley Eagles/Melbourne Tigers  
**Player Name** Lauren Scherf  
**Player Position** Centre  
**DOB** 7-Mar-96  
**Height** 196 cm  
**Nationality** Australian

### Player Bio

2010 U16 Aus Junior Basketball Champs Logan - Vic Metro state team Gold. 2011 U16 Australian Junior Basketball Champs Kilsyth - Vic state team Gold. 2012 U18 Aus Junior Basketball Champs Perth - Vic state team Bronze. 2013 U18 Aus Junior Basketball Champs Brisbane - Vic Metro State (4th). 2014 U20 Australian Junior Basketball Champs Perth - Vic Metro State Gold. 2012 U17 World Champs Amsterdam - U17 Australian team 5th place. 2013 U19 world Champs Lithuania - U19 aus Gems team Bronze. 2015 U19 World Champs Russia - U19 Australian Gems Team Bronze. 2015 World Uni Games Sth Korea - Australian team 5th. 2013/14 Dandneong Rangers. Rookie of the year WNBL 2014/15. 2015 Scholarship at AIS. 2014 selected to Australian Opals squad. Lauren brings a strong, athletic and mobile presence in the post. A strong rebounder and shot blocker, Lauren will look to a bigger role this upcoming season. Hobbies including horse riding, spending time with family and friends. Currently studying Sport Science/Physical Education (secondary) at Vic Uni. Works at Ivanhoe Grammar School.

REGULAR SEASON STATS			FIELD GOALS			3 PTS			FREE THROWS				REBOUNDS					AVERAGES					
TEAM	YEAR	G	FGA	FGM	FG%	3PA	3PM	3P%	FTA	FTM	FT%	PTS	OR	DR	REB	FLS	ASS	BLK	STL	TO	PTS	REB	ASS
Dandenong	2013/14	15	34	15	44.1	1	0	0.0	9	7	77.8	37	3	14	17	13	4	3	0	8	2.5	1.1	0.3
Dandenong	2014/15	18	78	36	46.2	2	1	50.0	9	5	55.6	78	29	47	76	43	9	9	9	14	4.3	4.2	0.5
Dandenong	2015/16	25	130	51	39.2	15	3	20.0	30	22	73.3	127	26	63	89	42	15	17	2	28	5.1	3.6	0.6
		<b>58</b>	<b>242</b>	<b>102</b>	<b>42.1</b>	<b>18</b>	<b>4</b>	<b>22.2</b>	<b>48</b>	<b>34</b>	<b>70.8</b>	<b>242</b>	<b>58</b>	<b>124</b>	<b>182</b>	<b>98</b>	<b>28</b>	<b>29</b>	<b>11</b>	<b>50</b>	<b>4.2</b>	<b>3.1</b>	<b>0.5</b>



## #14 AMELIA TODHUNTER GUARD

**Player Number** 14 **Junior Association** Albury Cougars  
**Player Name** Amelia Todhunter  
**Player Position** Guard  
**DOB** 21-May-88  
**Height** 169 cm  
**Nationality** Australian

### Player Bio

Defensive player of the year award for Dandenong 2015/16 Season. 4 SEABL Championships (2010,2011,2012,2015). Defensive player of the year award for West Coast Waves 2012/13 Season. WNBL Championship with Bulleen Boomers 2010/11. U18's national Championship with NSW Country 2005. Amelia brings an upbeat personality and experience. She holds a strong value for a cohesive team which she believes is essential for success and this year believes the team have these characteristics of a championship team. On court Amelia brings determination to win and is renowned for there continuous, relentless hustle on the defensive end. Hobbies including shopping, food, beach, travelling and taking her dog for walks in the park and beach. Currently studying a Masters of Counselling

REGULAR SEASON STATS			FIELD GOALS			3 PTS			FREE THROWS				REBOUNDS					AVERAGES					
TEAM	YEAR	G	FGA	FGM	FG%	3PA	3PM	3P%	FTA	FTM	FT%	PTS	OR	DR	REB	FLS	ASS	BLK	STL	TO	PTS	REB	ASS
Dandenong	2007/08	12	23	7	30.4	13	5	38.5	2	2	100.0	21	3	5	8	13	2	0	1	16	1.8	0.7	0.2
Dandenong	2008/09	22	77	21	27.3	33	8	24.2	23	13	56.5	63	12	24	36	39	18	2	14	24	2.9	1.6	0.8
Dandenong	2009/10	3	5	3	60.0	2	2	100.0	4	3	75.0	11	1	6	7	5	3	1	0	5	3.7	2.3	1.0
Bulleen	2010/11	20	56	20	35.7	20	5	25.0	18	9	50.0	54	6	22	28	25	28	0	5	32	2.7	1.4	1.4
Bulleen	2011/12	11	34	9	26.5	9	2	22.2	12	8	66.7	28	5	13	18	8	6	0	7	12	2.5	1.6	0.5
West Coast	2012/13	24	126	45	35.7	30	5	16.7	26	23	88.5	118	30	54	84	52	62	5	22	58	4.9	3.5	2.6
Melbourne	2013/14	25	138	53	38.4	70	18	25.7	16	9	56.3	133	24	48	72	37	34	0	26	30	5.3	2.9	1.4
Melbourne	2014/15	22	65	25	38.5	22	6	27.3	10	7	70.0	63	12	21	33	21	26	0	10	10	2.9	1.5	1.2
Dandenong	2015/16	25	146	47	32.2	49	17	34.7	29	17	58.6	128	26	53	79	60	52	2	24	45	5.1	3.2	2.1
		<b>164</b>	<b>670</b>	<b>230</b>	<b>34.3</b>	<b>248</b>	<b>68</b>	<b>0.0</b>	<b>140</b>	<b>91</b>	<b>65.0</b>	<b>619</b>	<b>119</b>	<b>246</b>	<b>365</b>	<b>260</b>	<b>231</b>	<b>10</b>	<b>109</b>	<b>232</b>	<b>3.8</b>	<b>2.2</b>	<b>1.4</b>



## #15 SARA BLICAVS FORWARD

**Player Number** 15 **Junior Association** Sunbury Jets and Melbourne Tigers  
**Player Name** Sara Blicavs  
**Player Position** Forward  
**DOB** 15-Feb-93  
**Height** 189cm  
**Nationality** Australian

**Player Bio**

5 Championships with Vic Metro U16-U20. WNBL Champions with Bendigo spirit 13/14. Opals Oceania qualifying for Rio team 2015. Sara brings enthusiasm and a desire to win with a little bit of Sunshine.... Hobbies including surfing, drawing, music and cafes. She considers herself a full time coffee connoisseur and dumpling critic!

REGULAR SEASON STATS			FIELD GOALS			3 PTS			FREE THROWS				REBOUNDS				AVERAGES						
TEAM	YEAR	G	FGA	FGM	FG%	3PA	3PM	3P%	FTA	FTM	FT%	PTS	OR	DR	REB	FLS	ASS	BLK	STL	TO	PTS	REB	ASS
AIS	2009/10	8	39	13	33.3	2	0	0.0	6	3	50.0	29	7	12	19	16	6	5	9	9	3.6	2.4	0.8
AIS	2010/11	16	143	55	38.5	10	4	40.0	48	29	60.4	143	15	58	73	39	13	14	18	41	8.9	4.6	0.8
AIS	2011/12	21	255	109	42.7	10	3	30.0	61	37	60.7	258	42	70	112	51	35	3	37	73	12.3	5.3	1.7
Dandenong	2012/13	26	185	86	46.5	11	4	36.4	38	18	47.4	194	40	67	107	56	14	10	22	24	7.5	4.1	0.5
Bendigo	2013/14	26	214	93	43.5	22	8	36.4	51	40	78.4	234	33	63	96	53	14	9	26	35	9.0	3.7	0.5
Bendigo	2014/15	25	241	106	44.0	29	8	27.6	75	57	76.0	280	27	90	117	54	30	11	31	44	11.2	4.7	1.2
Dandenong	2015/16	25	329	126	38.3	33	6	18.2	102	85	83.3	343	45	121	166	83	62	6	34	76	13.7	6.6	2.5
		<b>147</b>	<b>1406</b>	<b>588</b>	<b>41.8</b>	<b>117</b>	<b>33</b>	<b>28.2</b>	<b>381</b>	<b>269</b>	<b>70.6</b>	<b>1481</b>	<b>209</b>	<b>481</b>	<b>690</b>	<b>352</b>	<b>174</b>	<b>58</b>	<b>177</b>	<b>302</b>	<b>10.1</b>	<b>4.7</b>	<b>1.2</b>



## #21 NATALIE NOVOSEL GUARD

**Player Number** #21 **Junior Association** Buena High School (USA)  
**Player Name** Natalie Novosel  
**Player Position** Guard  
**DOB** 22/11/99  
**Height** 180cm  
**Nationality** American

**Player Bio**

2 NCAA runner ups - Notre Dame. 8th pick 2012 WNBA draft. 2014 ABL Runner up. WNBI Champoinship with Townsville Fire. QBL League MVP & All Star 5 2016. Nat returns to the Rangers and will look to bring the experiene she has gained in our absence will translate into this seasons playing group through leadership and competitive spirit. Nat enjoys training kids, working on ball handling, audio books, inventing new ways to exercise, listening to music, making and editing movies, travelling and cooking. Currently studying a Masters in Nutrition Science, and is a part time financial consultant and insurance agent. Nat is looking to succesfully launch HelpHerHandle as an interactive on line business to provide insight and skills/clinics to young girls in Australia. Get involved or keep up to date through Instagram, Snapchat or Facebook!

REGULAR SEASON STATS			FIELD GOALS			3 PTS			FREE THROWS				REBOUNDS				AVERAGES						
TEAM	YEAR	G	FGA	FGM	FG%	3PA	3PM	3P%	FTA	FTM	FT%	PTS	OR	DR	REB	FLS	ASS	BLK	STL	TO	PTS	REB	ASS
Dandenong	2013/14	26	199	99	49.7	12	3	25.0	74	56	75.7	257	38	55	93	55	53	8	43	43	9.9	3.6	2.0
Townsville	2015/16	28	200	96	48.0	70	34	48.6	93	67	72.0	293	20	77	97	41	66	5	36	72	10.5	3.5	2.4
		<b>54</b>	<b>399</b>	<b>195</b>	<b>48.9</b>	<b>82</b>	<b>37</b>	<b>45.1</b>	<b>167</b>	<b>123</b>	<b>73.7</b>	<b>550</b>	<b>58</b>	<b>132</b>	<b>190</b>	<b>96</b>	<b>119</b>	<b>13</b>	<b>79</b>	<b>115</b>	<b>10.2</b>	<b>3.5</b>	<b>2.2</b>





## #22 ROSIE FADLJEVIC GUARD/FORWARD

**Player Number** #22 **Junior Association** Dandenong Rangers  
**Player Name** Rosie Fadljevic  
**Player Position** Guard/Forward  
**DOB** 17/09/93  
**Height** 184cm  
**Nationality** Australian

**Player Bio**

WNBL Championship 2014/15. SEABL Championship 2012. Youth Olympic Games Silver Medal. Vic Metro Champs (U16-U20). U17 Gems Squad. SEABL Conference final 2015. With the ability to defend most positions, Rosie brings a defensive focus to the Rangers. Hobbies inc spending time with firends, going to the beach and outdoor activities. Rosie is a personal trainer and has a Diploma in remedial massage.

REGULAR SEASON STATS			FIELD GOALS			3 PTS			FREE THROWS				REBOUNDS			AVERAGES							
TEAM	YEAR	G	FGA	FGM	FG%	3PA	3PM	3P%	FTA	FTM	FT%	PTS	OR	DR	REB	FLS	ASS	BLK	STL	TO	PTS	REB	ASS
AIS	2011/12	22	93	28	30.1	3	0	0.0	11	5	45.5	61	21	35	56	34	17	7	8	42	2.8	2.5	0.8
Dandenong	2012/13	9	3	0	0.0	0	0	0.0	0	0	0.0	0	2	0	2	3	1	0	0	4	0.0	0.2	0.1
Townsville	2013/14	27	67	26	38.8	2	0	0.0	3	1	33.3	53	22	26	48	40	9	0	5	21	2.0	1.8	0.3
Townsville	2014/15	19	23	9	39.1	0	0	0.0	9	8	88.9	28	8	12	20	10	8	0	4	12	1.5	1.1	0.4
UC Capitals	2015/16	8	50	13	26.0	0	0	0.0	8	8	100.0	34	7	10	17	15	10	1	4	6	4.3	2.1	1.3
		<b>85</b>	<b>236</b>	<b>76</b>	<b>32.2</b>	<b>5</b>	<b>0</b>	<b>0.0</b>	<b>31</b>	<b>22</b>	<b>71.0</b>	<b>176</b>	<b>60</b>	<b>83</b>	<b>143</b>	<b>102</b>	<b>45</b>	<b>8</b>	<b>21</b>	<b>85</b>	<b>2.1</b>	<b>1.7</b>	<b>0.5</b>



## #33 ALLYSON MALOTT FORWARD

**Player Number** #33 **Junior Association** Carver High School (USA)  
**Player Name** Allyson Malott  
**Player Position** Forward  
**DOB** 31-Oct-92  
**Height** 190cm  
**Nationality** American

**Player Bio**

Helped lead Daytona to its first ever elite 8 appearance. Named to Atlantic 10 Frist Team and all-Academic Team junior and senior year. Drafted 8th overall in the wnba draft (2015) to the Washington mystics. In ally's first WNBL season, Ally will bring a hard work ethic and dependability to the forward position. Having played the 4 position throughout her college career and the 3 in the WNBA the Rangers will be using this versatility to their advantage. Hobbies inc music, going to the beach and pool, being outdoors, playing volleyball and tennis and painting. Has a degree in Exercise Science.



**DEAKIN**  
UNIVERSITY AUSTRALIA



# PLAYER ROSTER

NO.	PLAYER	HEIGHT (CM)	POSITION	DOB
1	Tegan Cunningham	180	Forward	23.01.1988
2	Jess Bygate	186	Forward	10.01.1992
3	Brittany Smart	175	Guard	28.05.1985
4	Rebecca Cole	178	Guard	19.03.1992
5	Kasey Burton	184	Guard	28.04.1996
6	Rebecca Ott	184	Guard	09.08.1994
7	Cassidy Gould	176	Guard	19.02.2000
11	Olivia Thompson	188	Forward	20.01.1993
12	Chelsea D'Angelo	177	Guard	
14	Monique Conti	165	Guard	09.12.1999
15	Chloe Molloy	171	Guard	06.12.1998
22	Genna Ogier	182	Guard	18.06.1998
23	Maddie Garrick	179	Guard	01.04.1992
24	Kelly Bowen	185	Forward	7/08/89
29	Emma Nankervis	189	Forward	09.06.2000
41	Alice Kunek	187	Guard/Forward	06.01.1991
42	Chante Black	195	Centre	12.11.1985

ROSTER  
2016/17 SCHEDULE  
YEAR BY YEAR  
PLAYER INFO

## CLUB INFO

CLUB DETAILS	
CLUB NAME	Deakin Melbourne Boomers
NAMING RIGHTS PARTNER	Deakin University Australia
MAJOR SPONSOR	Bertocchi, Securiton, Mars Australia
FACEBOOK HANDLE	Melbourne Boomers
TWITTER HANDLE	@MelbourneBoomer
INSTAGRAM HANDLE	@melbourneboomers
UNIFORM COLOURS	(Home) - Purple (Away) - Gold
STADIUM NAME	State Basketball Stadium
STADIUM ADDRESS	291 George Street, Wantirna South, Victoria, 3152
CAPACITY	3,200

CLUB CONTACTS	
CLUB CONTACT	Justin Nelson
Mobile	0413 453 257
Email	justin@melbourneboomers.org.au
CLUB MEDIA OFFICER	Justin Nelson
Mobile	0413 453 257
Email	justin@melbourneboomers.org.au
HEAD COACH	Guy Molloy
Mobile	0400 803 588
Email	coach.boomers@gmail.com
ASSISTANT COACH/S	Al McAughtry
Mobile	0411 583 996
Email	mcaughtry@bigpond.com
TEAM MANAGER	Jenni James
Mobile	0408 542 490
Email	jenni@dnhc.com.au
CLUB GAME COMMISSIONER	John Wood
Mobile	0425 794 816
Email	32duck@gmail.com
CLUB HEAD STATISTICIAN	TBA
Mobile	
Email	



Melbourne Boomers



@MelbourneBoomers



@melbourneboomers



# 2016/17 SCHEDULE

ROUND	GAME	DATE	TIME	VENUE	HOME TEAM	AWAY TEAM
1	5	Sun Oct 9	3:00 pm	SBC	MELBOURNE	ADELAIDE
2	8	Sat Oct 15	7:30 pm	SBC	MELBOURNE	PERTH
3	12	Fri Oct 21	4:30 pm	AA	ADELAIDE	MELBOURNE
3	17	Sun Oct 23	2:00 pm	SBC	MELBOURNE	BENDIGO
4	18	Fri Oct 28	7:00 pm	SCS	UC CAPITALS	MELBOURNE
4	22	Mon Oct 31	7:30 pm	SBC	MELBOURNE	DANDENONG
5	26	Sun Nov 6	2:00 pm	PER	PERTH	MELBOURNE
6	27	Fri Nov 11	7:30 pm	BRY	SYDNEY UNI	MELBOURNE
6	31	Sun Nov 13	3:00 pm	SBC	MELBOURNE	TOWNSVILLE
7	35	Sun Nov 20	2:00 pm	DAN	DANDENONG	MELBOURNE
9	43	Fri Dec 2	7:00 pm	SCS	UC CAPITALS	MELBOURNE
9	46	Sun Dec 4	2:30 pm	SBC	MELBOURNE	SYDNEY UNI
10	51	Sat Dec 10	7:00 pm	TSV	TOWNSVILLE	MELBOURNE
11	56	Sat Dec 17	7:30 pm	SBC	MELBOURNE	UC CAPITALS
12	60	Sat Dec 31	7:00 pm	TSV	TOWNSVILLE	MELBOURNE
13	63	Sat Jan 7	7:30 pm	GA	MELBOURNE	ADELAIDE
14	68	Sat Jan 14	3:00pm	DAN	DANDENONG	MELBOURNE
15	74	Sun Jan 22	3:00 pm	SBC	MELBOURNE	PERTH
16	75	Wed Jan 25	7:30 pm	SBC	MELBOURNE	DANDENONG
16	79	Sat Jan 28	7:30 pm	BEN	BENDIGO	MELBOURNE
17	85	Sun Feb 5	3:00 pm	SBC	MELBOURNE	SYDNEY UNI
18	87	Fri Feb 10	7:30 pm	AA	ADELAIDE	MELBOURNE
18	90	Sun Feb 12	2:00 pm	PER	PERTH	MELBOURNE
19	95	Sat Feb 18	7:30 pm	SBC	MELBOURNE	BENDIGO

\*\* Double Header with NBL

ROSTER

2016/17 SCHEDULE

YEAR BY YEAR

PLAYER INFO

## FINALS GAMES

<b>SF1</b>	Sat Feb 25	1st	<b>Vs</b>	4th
<b>SF1</b>	Fri Mar 3	4th	<b>Vs</b>	1st
<b>SF1</b>	Sun Mar 5	1st	<b>Vs</b>	4th
<b>SF2</b>	Sat Feb 25	2nd	<b>Vs</b>	3rd
<b>SF2</b>	Fri Mar 3	3rd	<b>Vs</b>	2nd
<b>SF2</b>	Sun Mar 5	2nd	<b>Vs</b>	3rd
<b>GF1</b>	Sat Mar 11	Winner of SF1	<b>Vs</b>	Winner of SF2
<b>GF2</b>	Fri Mar 17	Winner of SF2	<b>Vs</b>	Winner of SF1
<b>GF3</b>	Sun Mar 19	Winner of SF1	<b>Vs</b>	Winner of SF2

## 2016/17 VENUES

<b>AA</b>	Adelaide Arena
<b>SCS</b>	Southern Cross Stadium
<b>BRY</b>	Brydens Stadium
<b>BEN</b>	Bendigo Stadium
<b>DAN</b>	Dandenong Basketball Stadium
<b>TAR</b>	Traralgon Sports Stadium
<b>GEE</b>	The Geelong Arena
<b>TSV</b>	Townsville Stadium
<b>SBC</b>	State Basketball Centre
<b>PER</b>	Bendat Basketball Centre

# YEAR BY YEAR

YEAR	WINS	LOSSES	POSITION	PLAYOFFS	COACH
1984	5	13	9th	Missed Playoffs	Trevor Cook
1985	3	15	10th	Missed Playoffs	Trevor Cook
1986	5	19	12th	Missed Playoffs	Glen Bines
1987	3	17	11th	Missed Playoffs	Glen Bines
1988	5	17	10th	Missed Playoffs	Charlie Wilson
1989	16	8	4th	Lost Semi Finals	Paul Deacon
1990	17	7	5th	Lost Semi Finals	Paul Deacon
1991	11	11	6th	Missed Playoffs	Paul Deacon
1992	9	10	6th	Missed Playoffs	Paul Deacon
1993	7	11	7th	Missed Playoffs	Tammy Good
1994	5	13	8th	Missed Playoffs	Tammy Good
1995	6	12	7th	Missed Playoffs	Tammy Good
1996	14	4	3rd	Lost Semi Finals	Lori Chizik
1997	5	13	9th	Missed Playoffs	Lori Chizik
1998	3	9	7th	Missed Playoffs	Lori Chizik
1998/99	11	10	5th	Missed Playoffs	Lori Chizik
1999/00	11	10	3rd	Lost Preliminary Final	Lori Chizik
2000/01	7	14	6th	Missed Playoffs	Nathan Jones
2001/02	6	15	6th	Missed Playoffs	Nathan Jones /Cheryl Chambers
2002/03	6	15	6th	Missed Playoffs	Cheryl Chambers
2003/04	11	10	6th	Missed Playoffs	Cheryl Chambers
2004/05	16	5	2nd	Lost Preliminary Final	Cheryl Chambers
2005/06	13	8	4th	Lost Semi Finals	Cheryl Chambers
2006/07	12	9	5th	Missed Playoffs	Cheryl Chambers
2007/08	11	13	5th	Missed Playoffs	Cheryl Chambers
2008/09	17	5	2nd	Lost Grand Final	Cheryl Chambers
2009/10	21	1	1st	lost Grand Final	Tom Maher
2010/11	19	3	1st	Won Championship	Tom Maher
2011/12	15	7	2nd	Lost Grand Final	Tom Maher
2012/13	10	14	5th	Missed Playoffs	Tom Maher
2013/14	14	10	4th	Lost Semi Final	Guy Molloy
2014/15	11	11	6th	Missed Playoffs	Guy Molloy
2015/16	8	16	8th	Missed Playoffs	Guy Molloy

ROSTER

2016/17 SCHEDULE

YEAR BY YEAR

PLAYER INFO



## HEAD COACH GUY MOLLOY

As Head Coach of the Australian Under-17 Men's team, Molloy guided the young group to the silver medal at the 2012 FIBA Under 17 World Championships. While in charge of the Victoria Metro Under-18 Men's team, Molloy had continued success, winning three consecutive Australian Under-18 National Championships between 2007 and 2009. Molloy got his coaching break in the WNBL in 1989 with the Canberra Capitals before serving as Head Coach of the Perth Breakers between 1993 and 1996, winning the 1995 WNBL Coach of the Year award.

From the WNBL, Molloy moved to the NBL, landing the head role at the Cairns Taipans between 2001 and 2005. He was an assistant to Brian Goorjian during the South Dragons 2009 championships season before leading the Boomers to the playoffs in his first season at the helm.

YEAR	TEAM	REGULAR SEASON			FINALS		NOTES
		WIN	LOSS	POS	WIN	LOSS	
1989	Canberra Capitals	8	15	10th			Missed Playoffs
1993	WAIS Breakers	12	6	3rd	2	1	Lost Grand Final
1994	WAIS Breakers	12	6	4th	1	1	Lost Preliminary Final
1995	WAIS Breakers	12	6	4th		1	Lost Semi Final
1996	WAIS Breakers	11	7	4th	2	1	Lost Preliminary Final
2013/14	Melbourne Boomers	14	10	4th	0	1	Lost Semi Final
2014/15	Melbourne Boomers	11	11	6th	0	0	Missed Playoffs
2015/16	Melbourne	8	16	8th	0	0	Missed Playoffs
Totals		88	77		5	5	

# 2016/17 PLAYER INFO



## #1 TEGAN CUNNINGHAM FORWARD

<b>Player Number</b>	1	<b>Career Highlights</b>	23.01.1988
<b>Player Name</b>	Tegan Cunningham	<b>Junior Association</b>	Bulleen Boomers
<b>Player Position</b>	Forward		
<b>DOB</b>	28yrs		
<b>Height</b>	180cm		
<b>Nationality</b>	Australian		

REGULAR SEASON STATS			FIELD GOALS			3 PTS			FREE THROWS				REBOUNDS					AVERAGES					
TEAM	YEAR	G	FGA	FGM	FG%	3PA	3PM	3P%	FTA	FTM	FT%	PTS	OR	DR	REB	FLS	ASS	BLK	STL	TO	PTS	REB	ASS
Adelaide	2010/11	22	254	106	41.7	25	5	20.0	46	33	71.7	250	40	75	115	66	16	3	21	26	11.4	5.2	0.7
Dandenong	2011/12	24	205	96	46.8	4	0	0.0	43	31	72.1	223	48	74	122	60	25	4	14	34	9.3	5.1	1.0
Dandenong	2012/13	26	216	113	52.3	3	2	66.7	18	13	72.2	241	43	82	125	76	19	3	15	23	9.3	4.8	0.7
Logan	2013/14	24	261	125	47.9	5	1	20.0	44	29	65.9	280	42	119	161	83	39	6	23	45	11.7	6.7	1.6
Dandenong	2014/15	23	161	70	43.5	8	1	12.5	17	12	70.6	153	44	83	127	70	28	3	9	14	6.7	5.5	1.2
Dandenong	2015/16	13	6	4	66.7	0	0	0.0	1	1	100.0	9	6	5	11	7	1	2	0	3	0.7	0.8	0.1
		<b>132</b>	<b>1103</b>	<b>514</b>	<b>46.6</b>	<b>45</b>	<b>9</b>	<b>20.0</b>	<b>169</b>	<b>119</b>	<b>70.4</b>	<b>1156</b>	<b>223</b>	<b>438</b>	<b>661</b>	<b>362</b>	<b>128</b>	<b>21</b>	<b>82</b>	<b>145</b>	<b>8.8</b>	<b>5.0</b>	<b>1.0</b>



## #1 JESS BYGATE FORWARD

<b>Player Number</b>	2	<b>Career Highlights</b>	
<b>Player Name</b>	Jess Bygate	<b>Junior Association</b>	Nelson Basketball Association (NZ)
<b>Player Position</b>	Forward		
<b>DOB</b>	10.01.1992		
<b>Height</b>	186cm		
<b>Nationality</b>	New Zealand		

REGULAR SEASON STATS			FIELD GOALS			3 PTS			FREE THROWS				REBOUNDS					AVERAGES					
TEAM	YEAR	G	FGA	FGM	FG%	3PA	3PM	3P%	FTA	FTM	FT%	PTS	OR	DR	REB	FLS	ASS	BLK	STL	TO	PTS	REB	ASS
Adelaide	2015/16	17	48	22	45.8	0	0	0.0	20	12	60.0	56	13	15	28	28	2	4	4	14	3.3	1.6	0.1
		<b>17</b>	<b>48</b>	<b>22</b>	<b>45.8</b>	<b>0</b>	<b>0</b>	<b>0.0</b>	<b>20</b>	<b>12</b>	<b>60</b>	<b>56</b>	<b>13</b>	<b>15</b>	<b>28</b>	<b>28</b>	<b>2</b>	<b>4</b>	<b>4</b>	<b>14</b>	<b>3.3</b>	<b>1.6</b>	<b>0.1</b>



### #3 BRITTANY SMART GUARD

**Player Number** 3 **Career Highlights**

**Player Name** Brittany Smart **Junior Association** Cedarville University

**Player Position** Guard

**DOB** 28.05.1985

**Height** 175cm

**Nationality** American

REGULAR SEASON STATS			FIELD GOALS			3 PTS			FREE THROWS				REBOUNDS					AVERAGES					
TEAM	YEAR	G	FGA	FGM	FG%	3PA	3PM	3P%	FTA	FTM	FT%	PTS	OR	DR	REB	FLS	ASS	BLK	STL	TO	PTS	REB	ASS
Melbourne	2015/16	17	141	65	46.1	61	30	49.2	30	24	80.0	184	40	40	80	43	43	5	18	34	10.8	4.7	2.5
		<b>17</b>	<b>141</b>	<b>65</b>	<b>46.1</b>	<b>61</b>	<b>30</b>	<b>49.2</b>	<b>30</b>	<b>24</b>	<b>80</b>	<b>184</b>	<b>40</b>	<b>40</b>	<b>80</b>	<b>43</b>	<b>43</b>	<b>5</b>	<b>18</b>	<b>34</b>	<b>10.8</b>	<b>4.7</b>	<b>2.5</b>



### #4 REBECCA COLE GUARD

**Player Number** 4 **Career Highlights**

**Player Name** Rebecca Cole **Junior Association** Nunawading Spectres

**Player Position** Guard

**DOB** 19.03.1992

**Height** 178cm

**Nationality** Australian

REGULAR SEASON STATS			FIELD GOALS			3 PTS			FREE THROWS				REBOUNDS					AVERAGES					
TEAM	YEAR	G	FGA	FGM	FG%	3PA	3PM	3P%	FTA	FTM	FT%	PTS	OR	DR	REB	FLS	ASS	BLK	STL	TO	PTS	REB	ASS
AIS	2009/10	3	15	4	26.7	4	1	25.0	4	2	50.0	11	3	5	8	5	3	2	5	9	3.7	2.7	1.0
AIS	2010/11	22	181	71	39.2	49	13	26.5	52	41	78.8	196	16	52	68	40	58	3	38	79	8.9	3.1	2.6
AIS	2011/12	2	15	8	53.3	1	0	0.0	5	3	60.0	19	2	4	6	6	12	1	4	9	9.5	3.0	6.0
Bulleen	2012/13	13	41	13	31.7	10	3	30.0	12	9	75.0	38	4	19	23	13	18	1	6	14	2.9	1.8	1.4
Melbourne	2013/14	25	177	73	41.2	50	13	26.0	48	39	81.3	198	17	41	58	32	43	4	29	41	7.9	2.3	1.7
Melbourne	2014/15	22	224	92	41.1	35	12	34.3	64	54	84.4	259	19	56	75	34	63	4	18	53	11.8	3.4	2.9
		<b>87</b>	<b>653</b>	<b>261</b>	<b>40.0</b>	<b>149</b>	<b>42</b>	<b>28.2</b>	<b>185</b>	<b>148</b>	<b>80.0</b>	<b>721</b>	<b>61</b>	<b>177</b>	<b>238</b>	<b>130</b>	<b>197</b>	<b>15</b>	<b>100</b>	<b>205</b>	<b>8.3</b>	<b>2.7</b>	<b>2.3</b>



### #5 KASEY BURTON GUARD

**Player Number** 5 **Career Highlights**

**Player Name** Kasey Burton **Junior Association** Ballarat

**Player Position** Guard

**DOB** 28.04.1996

**Height** 184cm

**Nationality** Australian

REGULAR SEASON STATS			FIELD GOALS			3 PTS			FREE THROWS				REBOUNDS					AVERAGES					
TEAM	YEAR	G	FGA	FGM	FG%	3PA	3PM	3P%	FTA	FTM	FT%	PTS	OR	DR	REB	FLS	ASS	BLK	STL	TO	PTS	REB	ASS
Melbourne	2015/16	6	8	2	25.0	3	0	0.0	2	2	100.0	6	1	2	3	3	0	0	0	4	1.0	0.5	0.0
		<b>6</b>	<b>8</b>	<b>2</b>	<b>25.0</b>	<b>3</b>	<b>0</b>	<b>0.0</b>	<b>2</b>	<b>2</b>	<b>100</b>	<b>6</b>	<b>1</b>	<b>2</b>	<b>3</b>	<b>3</b>	<b>0</b>	<b>0</b>	<b>0</b>	<b>4</b>	<b>1.0</b>	<b>0.5</b>	<b>0.0</b>



## #6 REBECCA OTT GUARD

<b>Player Number</b>	6	<b>Career Highlights</b>	
<b>Player Name</b>	Rebecca Ott	<b>Junior Association</b>	Knox Raiders
<b>Player Position</b>	Guard		
<b>DOB</b>	09.08.1994		
<b>Height</b>	184cm		
<b>Nationality</b>	Australian		



## #7 CASSIDY GOULD GUARD

<b>Player Number</b>	7	<b>Career Highlights</b>	
<b>Player Name</b>	Cassidy Gould	<b>Junior Association</b>	Altona Gators
<b>Player Position</b>	Guard		
<b>DOB</b>	19.02.2000		
<b>Height</b>	176cm		
<b>Nationality</b>	Australian		



## #11 OLIVIA THOMPSON FORWARD

<b>Player Number</b>	11	<b>Career Highlights</b>	
<b>Player Name</b>	Olivia Thompson	<b>Junior Association</b>	Forestville Eagles
<b>Player Position</b>	Forward		
<b>DOB</b>	20.01.1993		
<b>Height</b>	188cm		
<b>Nationality</b>	Australian		

REGULAR SEASON STATS			FIELD GOALS			3 PTS			FREE THROWS				REBOUNDS				AVERAGES							
TEAM	YEAR	G	FGA	FGM	FG%	3PA	3PM	3P%	FTA	FTM	FT%	PTS	OR	DR	REB	FLS	ASS	BLK	STL	TO	PTS	REB	ASS	
AIS	2009/10	7	24	6	25.0	1	0	0.0	4	3	75.0	15	4	8	12	8	3	1	4	9	2.1	1.7	0.4	
AIS	2010/11	21	161	67	41.6	2	0	0.0	23	13	56.5	147	28	60	88	22	15	11	7	34	7.0	4.2	0.7	
AIS	2011/12	22	222	96	43.2	2	0	0.0	49	32	65.3	224	49	91	140	42	13	14	14	68	10.2	6.4	0.6	
Townsville	2012/13	27	195	88	45.1	0	0	0.0	45	31	68.9	207	39	78	117	20	14	5	8	30	7.7	4.3	0.5	
Townsville	2013/14	20	59	27	45.8	0	0	0.0	14	11	78.6	65	15	39	54	10	7	4	6	12	3.3	2.7	0.4	
Melbourne	2014/15	22	189	96	50.8	0	0	0.0	26	18	69.2	213	36	98	134	43	24	12	11	29	9.7	6.1	1.1	
Melbourne	2015/16	24	142	64	45.1	1	0	0.0	13	9	69.2	137	29	55	84	44	13	8	6	24	5.7	3.5	0.5	
			<b>143</b>	<b>992</b>	<b>444</b>	<b>44.8</b>	<b>6</b>	<b>0</b>	<b>0.0</b>	<b>174</b>	<b>117</b>	<b>67.2</b>	<b>1008</b>	<b>200</b>	<b>429</b>	<b>629</b>	<b>189</b>	<b>89</b>	<b>55</b>	<b>56</b>	<b>206</b>	<b>7.0</b>	<b>4.4</b>	<b>0.6</b>





### #12 CHELSEA D'ANGELO GUARD

<b>Player Number</b>	12	<b>Career Highlights</b>	
<b>Player Name</b>	Chelsea D'Angelo	<b>Junior Association</b>	Latrobe City
<b>Player Position</b>	Guard		
<b>DOB</b>	16yrs		
<b>Height</b>	177cm		
<b>Nationality</b>	Australian		



### #14 MONIQUE CONTI GUARD

<b>Player Number</b>	14	<b>Career Highlights</b>	2016 U17 World Championships
<b>Player Name</b>	Monique Conti	<b>Junior Association</b>	Melbourne Tigers
<b>Player Position</b>	Guard		
<b>DOB</b>	09.12.1999		
<b>Height</b>	165cm		
<b>Nationality</b>	Australian		



### #15 CHLOE MOLLOY GUARD

<b>Player Number</b>	15	<b>Career Highlights</b>	
<b>Player Name</b>	Chloe Molloy	<b>Junior Association</b>	Seymour / Eltham Wildcats
<b>Player Position</b>	Guard		
<b>DOB</b>	06.12.1998		
<b>Height</b>	171cm		
<b>Nationality</b>	Australian		


REGULAR SEASON STATS			FIELD GOALS			3 PTS			FREE THROWS				REBOUNDS			FLS			ASS			BLK			STL			TO			AVERAGES		
TEAM	YEAR	G	FGA	FGM	FG%	3PA	3PM	3P%	FTA	FTM	FT%	PTS	OR	DR	REB	FLS	ASS	BLK	STL	TO	PTS	REB	ASS										
Melbourne	2015/16	5	7	5	71.4	3	3	100.0	4	3	75.0	16	0	2	2	6	8	0	3	10	3.2	0.4	1.6										
		5	7	5	71.4	3	3	100.0	4	3	75	16	0	2	2	6	8	0	3	10	3.2	0.4	1.6										



## #22 GENNA OGIER GUARD

<b>Player Number</b>	22	<b>Career Highlights</b>	
<b>Player Name</b>	Genna Ogier	<b>Junior Association</b>	Seymour / Eltham Wildcats
<b>Player Position</b>	Guard		
<b>DOB</b>	18.06.1998		
<b>Height</b>	182cm		
<b>Nationality</b>	Australian		

REGULAR SEASON STATS			FIELD GOALS			3 PTS			FREE THROWS				REBOUNDS				AVERAGES						
TEAM	YEAR	G	FGA	FGM	FG%	3PA	3PM	3P%	FTA	FTM	FT%	PTS	OR	DR	REB	FLS	ASS	BLK	STL	TO	PTS	REB	ASS
Melbourne	2015/16	1	2	1	50.0	0	0	0.0	0	0	0.0	2	0	2	2	1	1	0	0	0	2.0	2.0	1.0
		<b>1</b>	<b>2</b>	<b>1</b>	<b>50.0</b>	<b>0</b>	<b>0</b>	<b>0.0</b>	<b>0</b>	<b>0</b>	<b>0</b>	<b>2</b>	<b>0</b>	<b>2</b>	<b>2</b>	<b>1</b>	<b>1</b>	<b>0</b>	<b>0</b>	<b>0</b>	<b>2.0</b>	<b>2.0</b>	<b>1.0</b>



## #23 MADDIE GARRICK GUARD

<b>Player Number</b>	23	<b>Career Highlights</b>	
<b>Player Name</b>	Maddie Garrick	<b>Junior Association</b>	Shepparton / Bulleen Boomers
<b>Player Position</b>	Guard		
<b>DOB</b>	01.04.1992		
<b>Height</b>	179cm		
<b>Nationality</b>	Australian		

REGULAR SEASON STATS			FIELD GOALS			3 PTS			FREE THROWS				REBOUNDS				AVERAGES						
TEAM	YEAR	G	FGA	FGM	FG%	3PA	3PM	3P%	FTA	FTM	FT%	PTS	OR	DR	REB	FLS	ASS	BLK	STL	TO	PTS	REB	ASS
AIS	2009/10	3	14	3	21.4	1	0	0.0	0	0	0.0	6	1	8	7	5	2	1	1	8	2.0	3.0	0.7
Bendigo	2009/10	6	8	5	62.5	0	0	0.0	0	0	0.0	10	4	4	8	2	3	0	1	1	1.7	1.3	0.5
AIS	2010/11	22	167	54	32.3	21	4	19.0	24	18	75.0	130	7	48	55	42	23	4	12	53	5.9	2.5	1.0
AIS	2011/12	18	95	32	33.7	10	3	30.0	17	14	82.4	81	5	29	34	39	23	3	9	36	4.5	1.9	1.3
Bendigo	2012/13	26	84	35	41.7	10	6	60.0	14	9	64.3	85	9	35	44	24	6	1	4	19	3.3	1.7	0.2
Bendigo	2013/14	24	76	36	47.4	29	13	44.8	10	10	100.0	95	6	23	29	24	10	3	2	15	4.0	1.3	0.4
Bendigo	2014/15	23	112	40	35.7	43	16	37.2	12	7	58.3	103	5	35	40	23	10	5	7	11	4.5	1.7	0.4
Melbourne	2015/16	24	295	120	40.7	140	57	40.7	28	23	82.1	320	20	89	109	51	44	4	21	64	13.3	4.5	1.8
		<b>146</b>	<b>851</b>	<b>325</b>	<b>38.2</b>	<b>254</b>	<b>99</b>	<b>39.0</b>	<b>105</b>	<b>81</b>	<b>77.1</b>	<b>830</b>	<b>57</b>	<b>271</b>	<b>326</b>	<b>210</b>	<b>121</b>	<b>21</b>	<b>57</b>	<b>207</b>	<b>5.7</b>	<b>2.2</b>	<b>0.8</b>



## #24 KELLY BOWEN FORWARD

<b>Player Number</b>	24	<b>Career Highlights</b>	
<b>Player Name</b>	Kelly Bowen	<b>Junior Association</b>	Frankston Blues (VIC)
<b>Player Position</b>	Forward		
<b>DOB</b>	7.08.89		
<b>Height</b>	185cm		
<b>Nationality</b>	Australian		

REGULAR SEASON STATS			FIELD GOALS			3 PTS			FREE THROWS				REBOUNDS				AVERAGES						
TEAM	YEAR	G	FGA	FGM	FG%	3PA	3PM	3P%	FTA	FTM	FT%	PTS	OR	DR	REB	FLS	ASS	BLK	STL	TO	PTS	REB	ASS
Townsville	2012/13	16	38	17	44.7	10	1	10.0	10	8	80.0	45	12	29	41	21	7	0	7	11	2.7	0.4	2.6
Melbourne	2014/15	18	50	18	36.0	5	1	20.0	8	6	75.0	45	16	31	47	22	13	7	7	6	2.4	0.7	2.6
Adelaide	2015/16	23	263	87	33.1	41	9	22.0	48	37	77.1	238	48	87	135	65	26	3	24	43	10.3	5.9	1.1
		<b>57</b>	<b>359</b>	<b>122</b>	<b>34.0</b>	<b>56</b>	<b>11</b>	<b>20.0</b>	<b>58</b>	<b>51</b>	<b>88.0</b>	<b>328</b>	<b>76</b>	<b>147</b>	<b>223</b>	<b>108</b>	<b>46</b>	<b>10</b>	<b>38</b>	<b>60</b>	<b>5.8</b>	<b>3.9</b>	<b>0.8</b>



## #29 EMMA NANKERVIS FORWARD

<b>Player Number</b>	29	<b>Career Highlights</b>	
<b>Player Name</b>	Emma Nankervis	<b>Junior Association</b>	Frankston Blues
<b>Player Position</b>	Forward		
<b>DOB</b>	09.06.2000		
<b>Height</b>	189cm		
<b>Nationality</b>	Australian		



## #41 ALICE KUNEK GUARD/FORWARD

<b>Player Number</b>	41	<b>Career Highlights</b>	
<b>Player Name</b>	Alice Kunek	<b>Junior Association</b>	Eltham Wildcats
<b>Player Position</b>	Guard/Forward		
<b>DOB</b>	06.01.1991		
<b>Height</b>	187cm		
<b>Nationality</b>	Australian		

REGULAR SEASON STATS			FIELD GOALS			3 PTS			FREE THROWS				REBOUNDS				AVERAGES							
TEAM	YEAR	G	FGA	FGM	FG%	3PA	3PM	3P%	FTA	FTM	FT%	PTS	OR	DR	REB	FLS	ASS	BLK	STL	TO	PTS	REB	ASS	
AIS	2007/08	2	12	4	33.3	3	1	33.3	7	4	57.1	13	7	6	13	4	0	0	1	3	6.5	6.5	0.0	
AIS	2008/09	12	52	21	40.4	17	7	41.2	26	17	65.4	66	11	14	25	33	8	0	5	19	5.5	2.1	0.7	
AIS	2009/10	7	43	13	30.2	12	3	25.0	12	9	75.0	38	5	10	15	21	5	2	1	16	5.4	2.1	0.7	
Bulleen	2010/11	16	54	27	50.0	16	7	43.8	20	17	85.0	78	8	19	27	21	7	2	3	15	4.9	1.7	0.4	
Bulleen	2011/12	24	209	83	39.7	70	24	34.3	66	48	72.7	238	53	77	130	66	38	5	6	59	9.9	5.4	1.6	
Bulleen	2012/13	24	266	112	42.1	87	37	42.5	76	52	68.4	313	39	86	125	55	28	4	11	58	13.0	5.2	1.2	
Dandenong	2013/14	26	303	146	48.2	98	40	40.8	91	82	90.1	414	32	75	107	70	23	6	14	44	15.9	4.1	0.9	
Dandenong	2014/15	21	246	103	41.9	89	33	37.1	37	32	86.5	271	44	47	91	59	19	8	10	34	12.9	4.3	0.9	
Melbourne	2015/16	24	284	99	34.9	131	45	34.4	75	60	80.0	303	34	86	120	62	54	7	14	66	12.6	5.0	2.3	
			<b>156</b>	<b>1469</b>	<b>608</b>	<b>41.4</b>	<b>523</b>	<b>197</b>	<b>37.7</b>	<b>410</b>	<b>321</b>	<b>78.3</b>	<b>1734</b>	<b>233</b>	<b>420</b>	<b>653</b>	<b>391</b>	<b>182</b>	<b>34</b>	<b>65</b>	<b>314</b>	<b>11.1</b>	<b>4.2</b>	<b>1.2</b>



## #42 CHANTE BLACK CENTRE

<b>Player Number</b>	42	<b>Career Highlights</b>	
<b>Player Name</b>	Chante Black	<b>Junior Association</b>	
<b>Player Position</b>	Centre		
<b>DOB</b>	12.11.1985		
<b>Height</b>	195cm		
<b>Nationality</b>	American		



PERTH

**LYNX**

EST'D 1988



# PLAYER ROSTER

NO.	PLAYER	HEIGHT (CM)	POSITION	DOB
1	Tessa Lavey	171	Guard	29/03/93
7	Antonia Edmondson	182	Guard/Forward	10/05/87
10	Natalie Burton	194	Forward/Centre	23/03/89
11	Carley Mijovic	196	Forward	1/08/94
22	Monica Wright	178	Guard	15/07/88
25	Ashleigh Grant	188	Forward	15/05/97
32	Sami Whitcomb	180	Guard	20/07/88
35	Tenaya Phillips	179	Guard	20/06/94
40	Kisha Lee	184	Forward	11/07/85
44	Ruth Hamblin	198	Centre	24/06/94

## CLUB INFO

CLUB DETAILS	
CLUB NAME	Perth Lynx
MAJOR SPONSOR	TBC
FACEBOOK HANDLE	Perth Lynx
TWITTER HANDLE	@PerthLynx
INSTAGRAM HANDLE	@perthlynx
UNIFORM COLOURS	(Home) - Red (Away) - White
STADIUM NAME	Bendat Basketball Centre
STADIUM ADDRESS	201 Underwood Ave, Floreat WA 6014
CAPACITY	1971

CLUB CONTACTS	
CLUB CONTACT	<b>Georgia Graham</b>
Mobile	0411 107 901
Email	georgia@perthlynx.com
Phone	(08) 6272 0777
Fax	(08) 9287 2917
CLUB MEDIA OFFICER	<b>Harrison Nayler</b>
Mobile	0400 971 315
Email	harrison@perthlynx.com
HEAD COACH	<b>Andy Stewart</b>
Mobile	0433 175 867
Email	andy@perthlynx.com
ASSISTANT COACH	<b>Ryan Petrik</b>
Mobile	0411 019 729
Email	ryan@perthlynx.com
STRENGTH AND CONDITIONING COACH	<b>Darrell Morgan</b>
Mobile	0423 529 610
Email	darrell@perthlynx.com
TEAM MANAGER	<b>Jane Lowther</b>
Mobile	0400 934 169
Email	Jane.lowther@education.wa.edu.au
CLUB GAME COMMISSIONER	<b>Tom Hunter</b>
Mobile	0403 928 347
Email	tom@wildcats.com.au
CLUB HEAD STATISTICIAN	<b>Marcus Langshaw</b>
Mobile	0412 564 511
Email	marcus@langshaw.id.au





# 2016/17 SCHEDULE

ROUND	GAME	DATE	TIME	VENUE	HOME TEAM	AWAY TEAM
1	1	Fri Oct 7	7:30 pm	BRY	SYDNEY UNI	PERTH
1	4	Sun Oct 9	1:00 pm	TSV	TOWNSVILLE	PERTH
2	8	Sat Oct 15	7:30 pm	SBC	MELBOURNE	PERTH
2	10	Sun Oct 16	5:00 pm	DAN	DANDENONG	PERTH
3	15	Sat Oct 22	7:00 pm	PER	PERTH	UC CAPITALS
4	20	Sun Oct 30	1:00 pm	PER	PERTH	ADELAIDE
5	26	Sun Nov 6	2:00 pm	PER	PERTH	MELBOURNE
6	28	Sat Nov 12	7:30 pm	AA	ADELAIDE	PERTH
7	32	Fri Nov 18	7:00 pm	PER	PERTH	BENDIGO
8	37	Fri Nov 25	7:00 pm	TSV	TOWNSVILLE	PERTH
8	40	Sun Nov 27	2:00 pm	SCS	UC CAPITALS	PERTH
9	42	Fri Dec 2	7:00 pm	PER	PERTH	TOWNSVILLE
10	52	Sun Dec 11	1:00 pm	PER	PERTH	DANDENONG
11	57	Sun Dec 18	1:00 pm	PER	PERTH	ADELAIDE
12	59	Fri Dec 30	7:00 pm	PER	PERTH	SYDNEY UNI
13	62	Sat Jan 7	7:00 pm	PER	PERTH	BENDIGO
15	72	Sat Jan 21	5:00 pm	BRY	SYDNEY UNI	PERTH
15	74	Sun Jan 22	3:00 pm	SBC	MELBOURNE	PERTH
16	77	Fri Jan 27	7:30 pm	AA	ADELAIDE	PERTH
16	80	Sun Jan 29	2:00 pm	PER	PERTH	DANDENONG
17	83	Sun Feb 5	2:00 pm	PER	PERTH	UC CAPITALS
18	90	Sun Feb 12	2:00 pm	PER	PERTH	MELBOURNE
19	94	Sat Feb 18	6:30 pm	DAN	DANDENONG	PERTH
19	96	Sun Feb 19	3:00 pm	BEN	BENDIGO	PERTH

\*\* Double Header with NBL

ROSTER

2016/17 SCHEDULE

YEAR BY YEAR

PLAYER INFO

## FINALS GAMES

<b>SF1</b>	Sat Feb 25	1st	<b>Vs</b>	4th
<b>SF1</b>	Fri Mar 3	4th	<b>Vs</b>	1st
<b>SF1</b>	Sun Mar 5	1st	<b>Vs</b>	4th
<b>SF2</b>	Sat Feb 25	2nd	<b>Vs</b>	3rd
<b>SF2</b>	Fri Mar 3	3rd	<b>Vs</b>	2nd
<b>SF2</b>	Sun Mar 5	2nd	<b>Vs</b>	3rd
<b>GF1</b>	Sat Mar 11	Winner of SF1	<b>Vs</b>	Winner of SF2
<b>GF2</b>	Fri Mar 17	Winner of SF2	<b>Vs</b>	Winner of SF1
<b>GF3</b>	Sun Mar 19	Winner of SF1	<b>Vs</b>	Winner of SF2

## 2016/17 VENUES

<b>AA</b>	Adelaide Arena
<b>SCS</b>	Southern Cross Stadium
<b>BRY</b>	Brydens Stadium
<b>BEN</b>	Bendigo Stadium
<b>DAN</b>	Dandenong Basketball Stadium
<b>TAR</b>	Traralgon Sports Stadium
<b>GEE</b>	The Geelong Arena
<b>TSV</b>	Townsville Stadium
<b>SBC</b>	State Basketball Centre
<b>PER</b>	Bendat Basketball Centre



# YEAR BY YEAR

YEAR	CLUB	WINS	LOSSES	POSITION	PLAYOFFS	COACH
1988	Perth Breakers	6	16	9th	Missed Playoffs	Dave Hancock
1990	Perth Breakers	10	14	8th	Missed Playoffs	Don Sheppard
1991	Perth Breakers	15	7	3rd	Lost Preliminary Final	Don Sheppard
1992	Perth Breakers	17	3	1st	Won Championship	Tom Maher
1993	Perth Breakers	12	6	3rd	Lost Grand Final	Guy Molloy
1994	Perth Breakers	12	6	4th	Lost Preliminary Final	Guy Molloy
1995	Perth Breakers	12	6	4th	Lost Semi Final	Guy Molloy
1996	Perth Breakers	11	7	4th	Lost Preliminary Final	Guy Molloy
1997	Perth Breakers	5	13	8th	Missed Playoffs	Murray Treseder
1998	Perth Breakers	8	4	3rd	Lost Semi Final	Murray Treseder
1998/99	Perth Breakers	14	7	2nd	Lost Grand Final	Murray Treseder
1999/00	Perth Breakers	11	10	4th	Lost Semi Final	Murray Treseder
2000/01	Perth Breakers	4	17	7th	Missed Playoffs	James Crawford
2001/02	Perth Lynx	4	17	7th	Missed Playoffs	Rick Morcom
2002/03	Perth Lynx	6	15	7th	Missed Playoffs	Rick Morcom
2003/04	Perth Lynx	0	21	8th	Missed Playoffs	Murray Treseder
2004/05	Perth Lynx	1	20	8th	Missed Playoffs	Craig Friday
2005/06	Perth Lynx	4	7	7th	Missed Playoffs	Paul O'Brien
2006/07	Perth Lynx	3	18	7th	Missed Playoffs	Paul O'Brien
2007/08	Perth Lynx	5	19	10th	Missed Playoffs	Joe McKay
2008/09	Perth Lynx	4	18	9th	Missed Playoffs	Joe McKay
2009/10	Perth Lynx	2	20	9th	Missed Playoffs	Joe McKay/Vlad Alava
2010/11	West Coast Waves	8	14	8th	Missed Playoffs	David Herbert
2011/12	West Coast Waves	2	20	9th	Missed Playoffs	David Herbert
2012/13	West Coast Waves	4	20	9th	Missed Playoffs	Kennedy Kereama
2013/14	West Coast Waves	1	23	9th	Missed Playoffs	Kennedy Kereama
2014/15	West Coast Waves	4	18	8th	Missed Playoffs	Kennedy Kereama
2015/16	Perth Lynx	16	8	2nd	Lost Grand Final	Andy Stewart

\* Perth's record deleted in 1989 due to pilot strike

ROSTER

2016/17 SCHEDULE

YEAR BY YEAR

PLAYER INFO



## HEAD COACH ANDY STEWART

Andy Stewart spent five years working as an assistant coach with the Perth Wildcats, where he helped the club to two NBL Championships. Stewart is a product of West Australian basketball, having won four championships and five coach of the year awards with the Lakeside Lightning. In his first season in charge of the Perth Lynx, Stewart was named WNBL Coach of the Year after leading the team to a second place finish and an appearance in the Grand Final series.

YEAR	TEAM	REGULAR SEASON			FINALS		NOTES
		WIN	LOSS	POS	WIN	LOSS	
2015/16	Perth	16	8	2nd	1	2	Lost Grand Final
Totals		16	8		1	2	



# 2016/17 PLAYER INFO



## #1 TESSA LAVEY GUARD

<b>Player Number</b>	1	<b>Career Highlights</b>	Olympic Games: 2016, FIBA Oceania Championships: 2015 (Gold), FIBA World Championships: 2014 (Bronze), WNBL Championship: 2014 (Bendigo), World University Games: 2013 (Bronze), FIBA U17 World Championships: 2010
<b>Player Name</b>	Tessa Lavey	<b>Junior Association</b>	Swan Hill (VIC)
<b>Player Position</b>	Guard		
<b>DOB</b>	29/03/93		
<b>Height</b>	171cm		
<b>Nationality</b>	Australia		

### Player Bio

Tessa Lavey is an explosive and creative point guard who captained the Perth Lynx in 2015/16. Despite her youth she is an experienced Jayco Opal, having represented Australia at the 2015 FIBA Oceania Championships and the 2016 Rio Olympic Games.

REGULAR SEASON STATS			FIELD GOALS			3 PTS			FREE THROWS				REBOUNDS					AVERAGES						
TEAM	YEAR	G	FGA	FGM	FG%	3PA	3PM	3P%	FTA	FTM	FT%	PTS	OR	DR	REB	FLS	ASS	BLK	STL	TO	PTS	REB	ASS	
AIS	2009/10	8	48	12	25.0	16	3	18.8	3	1	33.3	28	9	17	26	7	3	0	2	21	4.0	3.7	0.4	
AIS	2010/11	10	38	11	28.9	9	3	33.3	28	17	60.7	42	11	22	33	9	14	1	11	23	4.2	3.3	1.4	
AIS	2011/12	15	55	23	41.8	19	7	36.8	6	3	50.0	56	6	25	31	24	25	2	6	34	3.7	2.1	1.7	
Canberra	2012/13	9	13	2	15.4	5	0	0.0	0	0	0.0	4	3	5	8	4	4	0	2	9	0.4	0.9	0.4	
Bendigo	2013/14	17	26	9	34.6	13	5	38.5	2	2	100.0	25	3	10	13	8	7	0	3	12	1.5	0.8	0.4	
Bendigo	2014/15	24	64	18	28.1	29	8	27.6	9	6	66.7	50	4	19	23	21	32	1	5	17	2.1	1.0	1.3	
Perth	2015/16	26	279	97	34.8	122	40	32.8	35	31	88.6	265	25	64	89	53	87	6	30	46	10.2	3.4	3.3	
			<b>109</b>	<b>523</b>	<b>172</b>	<b>32.9</b>	<b>213</b>	<b>66</b>	<b>0.0</b>	<b>83</b>	<b>60</b>	<b>72.3</b>	<b>470</b>	<b>61</b>	<b>162</b>	<b>223</b>	<b>126</b>	<b>172</b>	<b>10</b>	<b>59</b>	<b>162</b>	<b>4.3</b>	<b>2.0</b>	<b>1.6</b>



## #7 ANTONIA EDMONDSON GUARD/FORWARD

<b>Player Number</b>	7	<b>Career Highlights</b>	FIBA Oceania Championships: 2011, 2013, 2015
<b>Player Name</b>	Antonia Edmondson	<b>Junior Association</b>	Canterbury (NZ)
<b>Player Position</b>	Guard/Forward		
<b>DOB</b>	10/05/87		
<b>Height</b>	182cm		
<b>Nationality</b>	New Zealand		

### Player Bio

Toni Edmondson is an experienced guard who has played in the WNBL since 2007. The athletic New Zealander has captained the Tall Ferns throughout an expansive career with the New Zealand national team, and enters the season having played 95 games for the Perth Lynx/West Coast Waves.

REGULAR SEASON STATS			FIELD GOALS			3 PTS			FREE THROWS				REBOUNDS					AVERAGES						
TEAM	YEAR	G	FGA	FGM	FG%	3PA	3PM	3P%	FTA	FTM	FT%	PTS	OR	DR	REB	FLS	ASS	BLK	STL	TO	PTS	REB	ASS	
Christchurch	2007/08	19	84	37	44.0	14	4	28.6	26	18	69.2	96	19	27	46	33	17	1	13	22	5.1	2.4	0.9	
Dandenong	2009/10	22	116	42	36.2	27	11	40.7	23	15	65.2	110	15	34	49	25	10	7	5	15	5.0	2.2	0.5	
Bendigo	2010/11	24	101	35	34.7	34	10	29.4	34	23	67.6	103	24	43	67	30	12	5	10	26	4.3	2.8	0.5	
Adelaide	2011/12	24	115	45	39.1	16	3	18.8	14	8	57.1	101	29	29	58	48	20	9	8	19	4.2	2.4	0.8	
West Coast	2012/13	24	255	90	35.3	44	12	27.3	47	34	72.3	226	26	57	83	62	58	12	2	51	9.4	3.5	2.4	
West Coast	2013/14	22	271	115	42.4	59	19	32.2	51	41	80.4	290	19	72	91	52	52	11	19	61	13.2	4.1	2.4	
West Coast	2014/15	22	138	48	34.8	40	13	32.5	15	8	53.3	117	10	31	41	45	14	3	10	20	5.3	1.9	0.6	
Perth	2015/16	27	122	41	33.6	57	11	19.3	11	7	63.6	100	21	35	56	44	39	9	8	19	3.7	2.1	1.4	
			<b>184</b>	<b>1202</b>	<b>453</b>	<b>37.7</b>	<b>291</b>	<b>83</b>	<b>28.5</b>	<b>221</b>	<b>154</b>	<b>69.7</b>	<b>1143</b>	<b>163</b>	<b>328</b>	<b>491</b>	<b>339</b>	<b>222</b>	<b>57</b>	<b>75</b>	<b>233</b>	<b>6.2</b>	<b>2.7</b>	<b>1.2</b>





## #10 NATALIE BURTON FORWARD/CENTRE

<b>Player Number</b>	10	<b>Career Highlights</b>	Olympic Games: 2016, FIBA Oceania Championships: 2015 (Gold), FIBA World Championships: 2014 (Bronze), FIBA Oceania Championships: 2013 (Bronze), World University Games: 2013 (Bronze)
<b>Player Name</b>	Natalie Burton	<b>Junior Association</b>	Perry Lakes Hawks (WA)
<b>Player Position</b>	Forward/Centre		
<b>DOB</b>	23/03/89		
<b>Height</b>	194cm		
<b>Nationality</b>	Australia		

### Player Bio

Natalie Burton recently represented the Australian national team at the 2016 Rio Olympic Games, starting every game throughout the Jayco Opals campaign. Standing at 194cm, the WA born Burton was awarded Perth Lynx Defensive Player of the Year in 2015/16.

REGULAR SEASON STATS			FIELD GOALS			3 PTS			FREE THROWS				REBOUNDS				AVERAGES						
TEAM	YEAR	G	FGA	FGM	FG%	3PA	3PM	3P%	FTA	FTM	FT%	PTS	OR	DR	REB	FLS	ASS	BLK	STL	TO	PTS	REB	ASS
West Coast	2012/13	24	169	88	52.1	0	0	0.0	37	19	51.4	195	81	49	130	53	16	14	18	42	8.1	5.4	0.7
West Coast	2013/14	17	113	47	41.6	1	0	0.0	36	21	58.3	115	35	40	75	41	19	8	7	32	6.8	4.7	1.2
Melbourne	2014/15	22	142	66	46.5	0	0	0.0	33	17	51.5	153	49	63	112	46	26	11	9	44	7.0	5.1	1.2
Perth	2015/16	27	144	73	50.7	0	0	0.0	28	15	53.6	161	73	66	139	58	24	9	14	27	6.0	5.1	0.9
		<b>90</b>	<b>568</b>	<b>274</b>	<b>48.2</b>	<b>1</b>	<b>0</b>	<b>0.0</b>	<b>134</b>	<b>72</b>	<b>53.7</b>	<b>624</b>	<b>238</b>	<b>218</b>	<b>456</b>	<b>198</b>	<b>85</b>	<b>42</b>	<b>48</b>	<b>145</b>	<b>6.9</b>	<b>5.1</b>	<b>0.9</b>



## #11 CARLEY MIJOVIC FORWARD

<b>Player Number</b>	11	<b>Career Highlights</b>	WNBA Draft Selection: 2014, FIBA U19 World Championships: 2013 (Bronze), WNBL Rookie of the Year: 2012
<b>Player Name</b>	Carley Mijovic	<b>Junior Association</b>	Dandenong Rangers (VIC)
<b>Player Position</b>	Forward		
<b>DOB</b>	1/08/94		
<b>Height</b>	196cm		
<b>Nationality</b>	Australia		

### Player Bio

Selected in the 2014 WNBA Draft, Carley Mijovic has a mix of size and range that has made her a versatile asset for the Perth Lynx. At just 22 years old, Mijovic has the second most WNBL experience on the Lynx roster, having begun her career with the Australian Institute of Sport.

REGULAR SEASON STATS			FIELD GOALS			3 PTS			FREE THROWS				REBOUNDS				AVERAGES						
TEAM	YEAR	G	FGA	FGM	FG%	3PA	3PM	3P%	FTA	FTM	FT%	PTS	OR	DR	REB	FLS	ASS	BLK	STL	TO	PTS	REB	ASS
AIIS	2009/10	4	21	7	33.3	5	3	60.0	6	4	66.7	21	1	11	12	8	2	1	1	5	5.3	3.0	0.5
AIIS	2011/12	18	182	73	40.1	25	8	32.0	22	9	40.9	163	23	71	94	51	19	7	6	37	9.1	5.2	1.1
Dandenong	2012/13	23	149	60	40.3	35	11	31.4	14	10	71.4	141	29	52	81	48	4	16	9	24	6.1	3.5	0.2
Canberra	2013/14	24	189	91	48.1	41	17	41.5	40	27	67.5	226	21	75	96	63	16	29	10	35	9.4	4.0	0.7
Adelaide	2014/15	22	155	61	39.4	58	21	36.2	10	9	90.0	152	10	68	78	46	20	12	11	35	6.9	3.5	0.9
Perth	2015/16	27	265	112	42.3	144	62	43.1	37	28	75.7	314	23	75	98	56	15	11	13	37	11.6	3.6	0.6
		<b>118</b>	<b>961</b>	<b>404</b>	<b>42.0</b>	<b>308</b>	<b>122</b>	<b>39.6</b>	<b>129</b>	<b>87</b>	<b>67.4</b>	<b>1017</b>	<b>107</b>	<b>352</b>	<b>459</b>	<b>272</b>	<b>76</b>	<b>76</b>	<b>50</b>	<b>173</b>	<b>8.6</b>	<b>3.9</b>	<b>0.6</b>



## #22 MONICA WRIGHT GUARD

<b>Player Number</b>	22	<b>Career Highlights</b>	WNBA Championship: 2011, 2013 (Minnesota Lynx), WNBA All-Rookie Team: 2010, ACC Player of the Year: 2009, National Defensive Player of the Year: 2009, FIBA U19 World Championship: 2007 (Gold)
<b>Player Name</b>	Monica Wright	<b>Junior Association</b>	Forest Park High School (USA)
<b>Player Position</b>	Guard		
<b>DOB</b>	15/07/88		
<b>Height</b>	178cm		
<b>Nationality</b>	America		

### Player Bio

The second overall pick in the 2010 WNBA Draft, Monica Wright brings athleticism and elite defence to the Perth Lynx. The smooth scoring guard is a two time WNBA Champion, having claimed titles in 2011 and 2013 with the Minnesota Lynx.

REGULAR SEASON STATS			FIELD GOALS			3 PTS			FREE THROWS				REBOUNDS				AVERAGES						
TEAM	YEAR	G	FGA	FGM	FG%	3PA	3PM	3P%	FTA	FTM	FT%	PTS	OR	DR	REB	FLS	ASS	BLK	STL	TO	PTS	REB	ASS
Dandenong	2012/13	18	206	92	44.7	19	7	36.9	77	60	78.0	251	37	75	112	58	48	8	32	48	13.9	6.2	2.4
		<b>18</b>	<b>206</b>	<b>92</b>	<b>44.7</b>	<b>19</b>	<b>7</b>	<b>36.9</b>	<b>77</b>	<b>60</b>	<b>78.0</b>	<b>251</b>	<b>37</b>	<b>75</b>	<b>112</b>	<b>58</b>	<b>48</b>	<b>8</b>	<b>32</b>	<b>48</b>	<b>13.9</b>	<b>6.2</b>	<b>2.4</b>



## #25 ASHLEIGH GRANT FORWARD

**Player Number** 25 **Career Highlights** SBL Most Improved Player: 2015, U20 National Championships: 2015 (Silver)  
**Player Name** Ashleigh Grant **Junior Association** Lakeside Lightning (WA)  
**Player Position** Forward  
**DOB** 15/05/97  
**Height** 188cm  
**Nationality** Australia

### Player Bio

A familiar face in the Perth Lynx program, Ashleigh Grant joins the team looking to provide an interior presence at both ends of the floor. After spending time with the West Coast Waves and Perth Lynx academies, the 19 year old is set to use her size and speed to make an impact.

REGULAR SEASON STATS			FIELD GOALS			3 PTS			FREE THROWS				REBOUNDS			AVERAGES							
TEAM	YEAR	G	FGA	FGM	FG%	3PA	3PM	3P%	FTA	FTM	FT%	PTS	OR	DR	REB	FLS	ASS	BLK	STL	TO	PTS	REB	ASS
Perth	2015/16	2	2	0	0.0	0	0	0.0	0	0	0.0	0	0	0	0	1	0	0	0	0	0.0	0.0	0.0
		<b>2</b>	<b>2</b>	<b>0</b>	<b>0.0</b>	<b>0</b>	<b>0</b>	<b>0.0</b>	<b>0</b>	<b>0</b>	<b>0.0</b>	<b>0</b>	<b>0</b>	<b>0</b>	<b>0</b>	<b>1</b>	<b>0</b>	<b>0</b>	<b>0</b>	<b>0</b>	<b>0.0</b>	<b>0.0</b>	<b>0.0</b>



## #32 SAMI WHITCOMB GUARD

**Player Number** 32 **Career Highlights** WNBL All-Star Starting Five: 2016, Perth Lynx MVP: 2016, WSBL Championship: 2014, 2015, WSBL MVP: 2013, 2014, 2015  
**Player Name** Sami Whitcomb **Junior Association** Buena High School (USA)  
**Player Position** Guard  
**DOB** 20/07/88  
**Height** 180cm  
**Nationality** America

### Player Bio

Sami Whitcomb is an American guard with WNBA experience, having played with the Chicago Sky in 2010. An effortless scorer, Whitcomb ranked second in the WNBL for points per game last season, and was awarded a position on the WNBL All-Star Starting Five for her efforts.

REGULAR SEASON STATS			FIELD GOALS			3 PTS			FREE THROWS				REBOUNDS			AVERAGES							
TEAM	YEAR	G	FGA	FGM	FG%	3PA	3PM	3P%	FTA	FTM	FT%	PTS	OR	DR	REB	FLS	ASS	BLK	STL	TO	PTS	REB	ASS
Perth	2015/16	27	439	179	40.8	278	96	34.5	90	67	74.4	521	40	116	156	71	79	3	74	61	19.3	5.8	2.9
		<b>27</b>	<b>439</b>	<b>179</b>	<b>40.8</b>	<b>278</b>	<b>96</b>	<b>34.5</b>	<b>90</b>	<b>67</b>	<b>74.4</b>	<b>521</b>	<b>40</b>	<b>116</b>	<b>156</b>	<b>71</b>	<b>79</b>	<b>3</b>	<b>74</b>	<b>61</b>	<b>19.3</b>	<b>5.8</b>	<b>2.9</b>



## #35 TENAYA PHILLIPS GUARD

**Player Number** 35 **Career Highlights** Oceania Youth Tournament: 2010 (Gold), U18 Australian National Junior Championships: 2010 (Gold)  
**Player Name** Tenaya Phillips **Junior Association** Dandenong Rangers (VIC)  
**Player Position** Guard  
**DOB** 20/06/94  
**Height** 179cm  
**Nationality** Australia

### Player Bio

Tenaya Phillips joins the Perth Lynx after three WNBL seasons with the Dandenong Rangers. A lively point guard, Phillips brings dynamic passing and playmaking to the Lynx, and will look to provide a spark for the team at the offensive end.

REGULAR SEASON STATS			FIELD GOALS			3 PTS			FREE THROWS				REBOUNDS			AVERAGES							
TEAM	YEAR	G	FGA	FGM	FG%	3PA	3PM	3P%	FTA	FTM	FT%	PTS	OR	DR	REB	FLS	ASS	BLK	STL	TO	PTS	REB	ASS
Dandenong	2012/13	1	2	0	0.0	2	0	0.0	0	0	0.0	0	1	0	1	0	0	0	0	0	0.0	1.0	0.0
Dandenong	2014/15	11	18	4	22.2	5	1	20.0	4	4	100.0	13	5	5	10	5	8	0	1	4	1.2	0.9	0.7
Dandenong	2015/16	18	62	20	32.3	12	2	16.7	22	21	95.5	63	13	16	29	8	13	1	3	18	3.5	1.6	0.7
		<b>30</b>	<b>82</b>	<b>24</b>	<b>29.3</b>	<b>19</b>	<b>3</b>	<b>15.8</b>	<b>26</b>	<b>25</b>	<b>96.2</b>	<b>76</b>	<b>19</b>	<b>21</b>	<b>40</b>	<b>13</b>	<b>21</b>	<b>1</b>	<b>4</b>	<b>22</b>	<b>2.5</b>	<b>1.3</b>	<b>0.7</b>



### #40 KISHA LEE FORWARD

<b>Player Number</b>	40	<b>Career Highlights</b>	WBBL Championship: 2011 (Sheffield Hatters), Austrian Championship: 2009 (WBC Kraftwerk)
<b>Player Name</b>	Kisha Lee	<b>Junior Association</b>	Carver High School (USA)
<b>Player Position</b>	Forward		
<b>DOB</b>	11/07/85		
<b>Height</b>	184cm		
<b>Nationality</b>	America		

**Player Bio**

Kisha Lee is a versatile forward who can defend multiple positions. Having first broken out with the UNLV Lady Rebels, Lee joins the Lynx after an extensive career throughout Australia, and will look to create mismatches both on the perimeter and in the post.



### #44 RUTH HAMBLIN CENTRE

<b>Player Number</b>	44	<b>Career Highlights</b>	WNBA Draft Selection: 2016, First Team All-Pac 12: 2014, 2015, 2016, Pac-12 Defensive Player of the Year: 2015, 2016, Pac-12 Defensive Team: 2014, 2015, 2016
<b>Player Name</b>	Ruth Hamblin	<b>Junior Association</b>	Houston Christian School (CAN)
<b>Player Position</b>	Centre		
<b>DOB</b>	24/06/94		
<b>Height</b>	198cm		
<b>Nationality</b>	Canada		

**Player Bio**

Standing at a towering 198cm, Ruth Hamblin made quite a name for herself in her time at Oregon State University, being named First Team All-Pac-12 on three occasions and twice being named Pac-12 Defensive Player of the Year. Hamblin averaged 11.8 points, 10.0 rebounds and 3.5 blocks per game in her senior year at OSU, and joins the Perth Lynx after her rookie season with the WNBA's Dallas Wings.



brydens  
lawyers

SYDNEY UNI  
**FLAMES**

# PLAYER ROSTER

NO.	PLAYER	HEIGHT (CM)	POSITION	DOB
1	Lauren Nicholson	180	Guard	26/03/93
3	Hayley Moffatt	176	Guard	10/08/85
4	Tahlia Tupaea	175	Guard	1/06/97
5	Jennifer Hamson	200	Centre	23/01/92
6	Leilani Mitchell	166	Guard	15/06/85
7	Ally Wilson	180	Guard	21/03/94
8	Shanae Greaves	185	Forward	8/04/93
11	Carly Boag	188	Forward	4/09/91
12	Belinda Snell	180	Guard	10/01/81
14	Lara McSpadden	194	Forward	2/04/99
31	Asia Taylor	188	Forward	22/08/91
33	Cassidy McLean			
44	Sarah Graham	163	Guard	22/08/89

## CLUB INFO

CLUB DETAILS	
Club Name	Sydney Uni Flames
Major Partner	Brydens Lawyers
Facebook Handle	SydUniFlames
Twitter Handle	SydUniFlames
Instagram Handle	sydneyuniflames
Uniform Colours	blue / yellow
Stadium Name	Brydens Stadium
Stadium Address	Sydney Uni Sports & Aquatic Centre, Cnr Butlin Ave & Darlington Rd, Darlington NSW 2008
Capacity	1000

CLUB CONTACTS	
<b>CLUB CONTACT 1</b>	<b>Karen Dalton (General Manager)</b>
Mobile	0411 397 530
Email	k.dalton@sport.usyd.edu.au
Phone	02 9351 8100
Fax	+61 2 9351 4962
<b>CLUB CONTACT 2</b>	<b>Pippa Temperley (Operations &amp; High Performance Coordinator)</b>
Mobile	0416 481 533
Email	p.temperley@sport.usyd.edu.au
Phone	+61 2 9036 5121
Fax	+61 2 9351 4962
<b>CLUB MEDIA OFFICER</b>	<b>Laura Hanlon</b>
Mobile	0431 093 473
Email	l.hanlon@sport.usyd.edu.au
<b>HEAD COACH</b>	<b>Cheryl Chambers</b>
Email	c.chambers@sport.usyd.edu.au
<b>ASSISTANT COACH/S</b>	<b>Darren Allie</b>
Email	dallie@me.com
<b>TEAM MANAGER</b>	<b>Natalie Donnelly</b>
Mobile	0417 676 300
Email	natalie@rwproperty.com.au
<b>CLUB GAME COMMISSIONER</b>	<b>TBA</b>
Mobile	
Email	
<b>CLUB HEAD STATISTICIAN</b>	<b>Leslie Steel</b>
Email	lesleysteel@live.com.au





# 2016/17 SCHEDULE

ROUND	GAME	DATE	TIME	VENUE	HOME TEAM	AWAY TEAM
1	1	Fri Oct 7	7:30 pm	BRY	SYDNEY UNI	PERTH
2	11	Sun Oct 16	5:00 pm	BRY	SYDNEY UNI	UC CAPITALS
3	13	Fri Oct 21	7:30 pm	BEN	BENDIGO	SYDNEY UNI
3	16	Sat Oct 22	7:00 pm	BRY	SYDNEY UNI	TOWNSVILLE
5	23	Sat Nov 5	7:00 pm	TSV	TOWNSVILLE	SYDNEY UNI
6	27	Fri Nov 11	7:30 pm	BRY	SYDNEY UNI	MELBOURNE
7	36	Sun Nov 20	3:00 pm	BRY	SYDNEY UNI	TOWNSVILLE
8	38	Fri Nov 25	7:30 pm	BRY	SYDNEY UNI	BENDIGO
9	45	Sat Dec 3	6:30 pm	DAN	DANDENONG	SYDNEY UNI
9	46	Sun Dec 4	2:30 pm	SBC	MELBOURNE	SYDNEY UNI
10	48	Thu Dec 8	7:00 pm	SCS	UC CAPITALS	SYDNEY UNI
10	50	Sat Dec 10	7:00 pm	BRY	SYDNEY UNI	BENDIGO
11	55	Sat Dec 17	7:00 pm	BRY	SYDNEY UNI	DANDENONG
12	58	Thu Dec 29	7:30 pm	AA	ADELAIDE	SYDNEY UNI
12	59	Fri Dec 30	7:00 pm	PER	PERTH	SYDNEY UNI
13	65	Sun Jan 8	5:00 pm	BRY	SYDNEY UNI	UC CAPITALS
14	66	Thu Jan 12	4:30 pm	AA	ADELAIDE	SYDNEY UNI
14	67	Fri Jan 13	7:30 pm	BEN	BENDIGO	SYDNEY UNI
15	72	Sat Jan 21	5:00 pm	BRY	SYDNEY UNI	PERTH
16	76	Thu Jan 26	3:00 pm	SCS	UC CAPITALS	SYDNEY UNI
16	78	Sat Jan 28	7:00 pm	TSV	TOWNSVILLE	SYDNEY UNI
17	85	Sun Feb 5	3:00 pm	SBC	MELBOURNE	SYDNEY UNI
18	89	Sat Feb 11	7:00 pm	BRY	SYDNEY UNI	DANDENONG
19	92	Sat Feb 18	7:00 pm	BRY	SYDNEY UNI	ADELAIDE

\*\* Double Header with NBL

ROSTER

2016/17 SCHEDULE

YEAR BY YEAR

PLAYER INFO

## FINALS GAMES

<b>SF1</b>	Sat Feb 25	1st	<b>Vs</b>	4th
<b>SF1</b>	Fri Mar 3	4th	<b>Vs</b>	1st
<b>SF1</b>	Sun Mar 5	1st	<b>Vs</b>	4th
<b>SF2</b>	Sat Feb 25	2nd	<b>Vs</b>	3rd
<b>SF2</b>	Fri Mar 3	3rd	<b>Vs</b>	2nd
<b>SF2</b>	Sun Mar 5	2nd	<b>Vs</b>	3rd
<b>GF1</b>	Sat Mar 11	Winner of SF1	<b>Vs</b>	Winner of SF2
<b>GF2</b>	Fri Mar 17	Winner of SF2	<b>Vs</b>	Winner of SF1
<b>GF3</b>	Sun Mar 19	Winner of SF1	<b>Vs</b>	Winner of SF2

## 2016/17 VENUES

<b>AA</b>	Adelaide Arena
<b>SCS</b>	Southern Cross Stadium
<b>BRY</b>	Brydens Stadium
<b>BEN</b>	Bendigo Stadium
<b>DAN</b>	Dandenong Basketball Stadium
<b>TAR</b>	Traralgon Sports Stadium
<b>GEE</b>	The Geelong Arena
<b>TSV</b>	Townsville Stadium
<b>SBC</b>	State Basketball Centre
<b>PER</b>	Bendat Basketball Centre

# YEAR BY YEAR

Year	Team	W	L	Pos	Playoffs	Coach
1981	Bankstown Bruins	6	4	5th	Missed Playoffs	Robbie Cadee
1982	Bankstown Bruins	10	2	1st	Lost Grand Final	Robbie Cadee
1983	Bankstown Bruins	5	12	8th	Missed Playoffs	Kevin Landon
1984	Bankstown Bruins	12	6	5th	Missed Playoffs	Steve Farnham
1985	Bankstown Bruins	7	12	8th	Missed Playoffs	Alan Morris
1986	Bankstown Bruins	8	16	9th	Missed Playoffs	Rick Bywater
1987	Bankstown Bruins	8	12	8th	Missed Playoffs	Robbie Cadee
1988	Bankstown Bruins	16	6	3rd	Lost Semi Final	Robbie Cadee
1989	Sydney Bruins	14	8	5th	Missed Playoffs	Robbie Cadee
1990	Sydney Bruins	13	11	7th	Missed Playoffs	Bernie Slattery
1991	Sydney Bruins	10	12	9th	Missed Playoffs	Bernie Slattery
1992	Sydney Flames	7	13	9th	Missed Playoffs	Bernie Slattery
1993	Sydney Flames	17	1	1st	Won Championship	Carrie Graf
1994	Sydney Flames	14	4	4th	Missed Playoffs	Carrie Graf
1995	Sydney Flames	16	2	2nd	Lost Preliminary Final	Carrie Graf
1996	Sydney Flames	17	1	1st	Lost Grand Final	Carrie Graf
1997	Sydney Flames	18	0	1st	Won Championship	Bill Tomlinson
1998	Sydney Flames	10	2	1st	Lost Grand Final	Murray Wardle
1998/99	Sydney Flames	10	11	6th	Missed Playoffs	Murray Wardle
1999/00	Sydney Flames	10	11	6th	Missed Playoffs	Bill Tomlinson
2000/01	Sydney Panthers	16	5	2nd	Won Championship	Karen Dalton
2001/02	Sydney Panthers	13	8	4th	Lost Grand Final	Karen Dalton
2002/03	Sydney Flames	14	7	3rd	Lost Grand Final	Karen Dalton
2003/04	Sydney Uni Flames	13	8	2nd	Lost Grand Final	Karen Dalton
2004/05	Sydney Uni Flames	16	5	3rd	Lost Grand Final	Karen Dalton
2005/06	Sydney Uni Flames	13	8	5th	Missed Playoffs	Karen Dalton
2006/07	Sydney Uni Flames	16	5	1st	Lost Grand Final	Karen Dalton
2007/08	Sydney Uni Flames	17	7	2nd	Lost Grand Final	Karen Dalton
2008/09	Sydney Uni Flames	9	13	6th	Missed Playoffs	Karen Dalton
2009/10	Sydney Uni Flames	17	5	2nd	Lost Preliminary Final	Karen Dalton
2010/11	Sydney Uni Flames	10	12	6th	Missed Playoffs	Karen Dalton
2011/12	Sydney Uni Flames	13	9	5th	Lost Elimination Final	Karen Dalton
2012/13	Sydney Uni Flames	8	16	7th	Missed Playoffs	Karen Dalton
2013/14	Sydney Uni Flames	10	14	6th	Missed playoffs	Karen Dalton
2014/15	Sydney Uni Flames	11	11	4th	Lost Preliminary Final	Shannon Seebohm
2015/16	Sydney Uni Flames	13	11	5th	Missed Playoffs	Shannon Seebohm

ROSTER

2016/17 SCHEDULE

YEAR BY YEAR

PLAYER INFO

## HEAD COACH CHERYL CHAMBERS



Cheryl Chambers will take over the reins at the Flames, bringing with her numerous years' experience as both a WNBL Head Coach and Assistant Coach namely to the Melbourne Boomers (formally the Bulleen Boomers).

Chambers was a stalwart of the Boomers for a number of decades, drawn back to the organisation in-between stints in the South East Australian Basketball League as Head Coach to teams including the Knox Raiders who she successfully led to a championship in 2013.

As Head Coach of the Boomers in the WNBL, Chambers drove her team to many finals campaigns, the club making the Grand Final under her guidance in the 2008/2009 season.

Chambers' coaching experience also extends to Australian representative sides. She was the Assistant Coach of the Senior Women's Opals program between 2005-2007, claiming a gold medal at the 2006 Commonwealth Games in Melbourne.

More recently, Chambers had a three year spell as Head Coach of the Under-19 Australian Gems program. She toured with the team on numerous occasions and notably led the side to a bronze medal finish in the World Championships in Lithuania in 2013.

YEAR	TEAM	REGULAR SEASON			FINALS		NOTES
		WIN	LOSS	POS	WIN	LOSS	
2001/02	Bulleen Boomers	4	13	6th			Missed Playoffs (Coach from 11/11/01)
2002/03	Bulleen Boomers	6	15	6th			Missed Playoffs
2003/04	Bulleen Boomers	11	10	6th			Missed Playoffs
2004/05	Bulleen Boomers	16	5	2nd	0	2	Lost Preliminary Final
2005/06	Bulleen Boomers	13	8	4th	0	1	Lost Semi Final
2006/07	Bulleen Boomers	12	9	5th			Missed Playoffs
2007/08	Bulleen Boomers	11	13	5th			Missed Playoffs
2008/09	Bulleen Boomers	17	5	2nd	1	2	Lost Grand Final
Totals		90	78		1	5	

# 2016/17 PLAYER INFO



## #1 LAUREN NICHOLSON GUARD


<b>Player Number</b>	1	<b>Career Highlights</b>	Under 17 Junior Australian Team, Saint Mary's College of California Graduate (2012-2016)
<b>Player Name</b>	Lauren Nicholson	<b>Junior Association</b>	Sutherland Sharks, NSW
<b>Player Position</b>	Guard		
<b>DOB</b>	26/03/93		
<b>Height</b>	180cm		
<b>Nationality</b>	Australian		



## #3 HAYLEY MOFFATT GUARD

<b>Player Number</b>	3	<b>Career Highlights</b>	SEABL Championship with Kilsyth 2008. WNBL finals series 2014/15. Defensive Player of the Year with Sydney 14/15 season.
<b>Player Name</b>	Hayley Moffatt	<b>Junior Association</b>	Mossman and Cairns, QLD
<b>Player Position</b>	Guard		
<b>DOB</b>	10/08/85		
<b>Height</b>	176cm		
<b>Nationality</b>	Australian		

REGULAR SEASON STATS			FIELD GOALS			3 PTS			FREE THROWS				REBOUNDS			ASS			BLK			STL			TO			AVERAGES		
TEAM	YEAR	G	FGA	FGM	FG%	3PA	3PM	3P%	FTA	FTM	FT%	PTS	OR	DR	REB	FLS	ASS	BLK	STL	TO	PTS	REB	ASS							
West Coast	2012/13	22	80	21	26.3	10	2	20.0	26	19	73.1	63	18	11	29	10	12	4	3	10	2.9	1.3	0.5							
Logan	2013/14	24	100	32	32.0	7	0	0.0	6	4	66.7	68	28	30	58	25	16	6	15	16	2.8	2.4	0.7							
Sydney Uni	2014/15	24	119	47	39.5	12	4	33.3	16	10	62.5	112	34	26	60	18	22	5	9	15	4.7	2.5	0.9							
Sydney Uni	2015/16	24	139	57	41.0	24	6	25.0	16	15	93.8	135	16	32	48	29	37	7	8	34	5.6	2.0	1.5							
		<b>94</b>	<b>438</b>	<b>157</b>	<b>35.8</b>	<b>53</b>	<b>12</b>	<b>22.6</b>	<b>64</b>	<b>48</b>	<b>75.0</b>	<b>378</b>	<b>96</b>	<b>99</b>	<b>195</b>	<b>82</b>	<b>87</b>	<b>22</b>	<b>35</b>	<b>75</b>	<b>4.0</b>	<b>2.1</b>	<b>0.9</b>							



## #4 TAHLIA TUPAEA GUARD

<b>Player Number</b>	4	<b>Career Highlights</b>	Bronze medal at U19's World Champs, 2013 and 2015
<b>Player Name</b>	Tahlia Tupaea	<b>Junior Association</b>	Penrith Panthers, NSW
<b>Player Position</b>	Guard		
<b>DOB</b>	1/06/97		
<b>Height</b>	175cm		
<b>Nationality</b>	Australian		

REGULAR SEASON STATS			FIELD GOALS			3 PTS			FREE THROWS				REBOUNDS			ASS			BLK			STL			TO			AVERAGES		
TEAM	YEAR	G	FGA	FGM	FG%	3PA	3PM	3P%	FTA	FTM	FT%	PTS	OR	DR	REB	FLS	ASS	BLK	STL	TO	PTS	REB	ASS							
Sydney	2012/13	10	16	5	31.3	4	1	25.0	2	2	100.0	13	2	3	5	9	8	1	1	5	1.3	0.5	0.8							
Sydney Uni	2013/14	22	37	9	24.3	11	1	9.1	12	10	83.3	29	7	22	29	18	24	1	10	11	1.3	1.3	1.1							
Sydney Uni	2014/15	21	85	35	41.2	33	12	36.4	30	26	86.7	108	7	32	39	35	39	2	24	25	5.1	1.9	1.9							
Sydney Uni	2015/16	23	236	101	42.8	64	28	43.8	87	78	89.7	308	13	53	66	56	80	2	27	52	13.4	2.9	3.5							
		<b>76</b>	<b>374</b>	<b>150</b>	<b>40.1</b>	<b>112</b>	<b>42</b>	<b>37.5</b>	<b>131</b>	<b>116</b>	<b>88.5</b>	<b>458</b>	<b>29</b>	<b>110</b>	<b>139</b>	<b>118</b>	<b>151</b>	<b>6</b>	<b>62</b>	<b>93</b>	<b>6.0</b>	<b>1.8</b>	<b>2.0</b>							





## #5 JENNIFER HAMSON CENTRE

**Player Number** 5  
**Player Name** Jennifer Hamson  
**Player Position** Centre  
**DOB** 23/01/92  
**Height** 200cm  
**Nationality** American

**Career Highlights** First all-time BYU for 147 blocks in a season  
**Junior Association** Brigham Young University 2010-14, USA

### Player Bio

Named 2013-14 WCC Women's Basketball Player of the Year, Defensive Player of the Year, Drafted by LA Sparks and played for the 2015 season. Played 2015-16 season for Enisey Krasnoyarsk in the Russian WBPL



## #6 LEILANI MITCHELL GUARD

**Player Number** 6  
**Player Name** Leilani Mitchell  
**Player Position** Guard  
**DOB** 15/06/85  
**Height** 166cm  
**Nationality** Australian

**Career Highlights** Drafted 25th overall in the 2008 WNBA Draft by the Phoenix Mercury, WNBA Most Improved Player: 2010, All-time leader in steals at University of Idaho: 323, LFB Import Player of the Year: 2010. 2014 FIBA World Championships (Bronze). 2016 Opals Olympics.  
**Junior Association** Kennewick High School (USA)

REGULAR SEASON STATS			FIELD GOALS			3 PTS			FREE THROWS				REBOUNDS				AVERAGES						
TEAM	YEAR	G	FGA	FGM	FG%	3PA	3PM	3P%	FTA	FTM	FT%	PTS	OR	DR	REB	FLS	ASS	BLK	STL	TO	PTS	REB	ASS
Dandenong	2013/14	26	249	108	43.4	112	46	41.1	56	48	85.7	310	23	92	115	58	141	2	38	70	11.9	4.4	5.4
Sydney Uni	2014/15	24	251	110	43.8	99	36	36.4	53	44	83.0	301	16	82	98	50	135	4	29	51	12.5	4.1	5.6
Adelaide	2015/16	24	347	149	42.9	115	38	33.0	94	81	86.2	417	19	67	86	69	124	4	55	84	17.4	3.6	5.2
		<b>74</b>	<b>847</b>	<b>367</b>	<b>43.3</b>	<b>326</b>	<b>120</b>	<b>36.8</b>	<b>203</b>	<b>173</b>	<b>85.2</b>	<b>1028</b>	<b>58</b>	<b>241</b>	<b>299</b>	<b>177</b>	<b>400</b>	<b>10</b>	<b>122</b>	<b>205</b>	<b>13.9</b>	<b>4.0</b>	<b>5.4</b>



## #7 ALEX WILSON GUARD

**Player Number** 7  
**Player Name** Alex Wilson  
**Player Position** Guard  
**DOB** 21/03/94  
**Height** 180cm  
**Nationality** Australian

**Career Highlights** AIS Scholarship 2011-2013. U/19 World Championship bronze medal for Australia 2013. WNBL Rookie of the year 2013/14. WNBL Championship 2014/15 with Townsville Fire  
**Junior Association** Eastern Mavericks, SA

### Player Bio

I've been playing basketball since I was 4 years old. My dad played and I wanted to be just like him. I have been to many different countries on AIS tours and touring with the Australian U/19 team. My hobbies include reading, writing, swimming and anything sporty.

REGULAR SEASON STATS			FIELD GOALS			3 PTS			FREE THROWS				REBOUNDS				AVERAGES						
TEAM	YEAR	G	FGA	FGM	FG%	3PA	3PM	3P%	FTA	FTM	FT%	PTS	OR	DR	REB	FLS	ASS	BLK	STL	TO	PTS	REB	ASS
Adelaide	2010/11	3	0	0	0.0	0	0	0.0	2	0	0.0	0	0	1	1	0	0	0	0	1	0.0	0.3	0.0
Townsville	2013/14	27	108	41	38.0	28	6	21.4	41	27	65.9	115	20	45	65	34	17	4	5	36	4.3	2.4	0.6
Townsville	2014/15	24	97	38	39.2	25	3	12.0	27	18	66.7	97	18	47	65	13	33	4	12	24	4.0	2.7	1.4
Sydney Uni	2015/16	24	168	77	45.8	65	22	33.8	32	25	78.1	201	18	81	99	31	38	6	15	32	8.4	4.1	1.6
		<b>78</b>	<b>373</b>	<b>156</b>	<b>41.8</b>	<b>118</b>	<b>31</b>	<b>26.3</b>	<b>102</b>	<b>70</b>	<b>68.6</b>	<b>413</b>	<b>56</b>	<b>174</b>	<b>230</b>	<b>78</b>	<b>88</b>	<b>14</b>	<b>32</b>	<b>93</b>	<b>5.3</b>	<b>2.9</b>	<b>1.1</b>



## #8 SHANAE GREAVES FORWARD

**Player Number** 8  
**Player Name** Shanae Greaves  
**Player Position** Forward  
**DOB** 8/04/93  
**Height** 185cm  
**Nationality** Australian  
**Player Bio** Coffee, adventures, brunching and music

**Career Highlights** SEABL Championship with Knox Raiders, starting in a WNBL Final in my first year of playing, quality friendships developed through basketball.  
**Junior Association** Knox Raiders, VIC

REGULAR SEASON STATS			FIELD GOALS			3 PTS			FREE THROWS				REBOUNDS					AVERAGES					
TEAM	YEAR	G	FGA	FGM	FG%	3PA	3PM	3P%	FTA	FTM	FT%	PTS	OR	DR	REB	FLS	ASS	BLK	STL	TO	PTS	REB	ASS
Melbourne	2013/14	21	51	20	39.2	0	0	0.0	12	7	58.3	47	18	14	32	30	7	1	1	10	2.2	1.5	0.3
Melbourne	2014/15	22	70	27	38.6	2	0	0.0	19	7	36.8	62	29	21	50	37	8	2	2	20	2.8	2.3	0.4
Melbourne	2015/16	24	61	26	42.6	2	0	0.0	24	15	62.5	67	33	32	65	41	25	5	6	25	2.8	2.7	1.0
		<b>67</b>	<b>182</b>	<b>73</b>	<b>40.1</b>	<b>4</b>	<b>0</b>	<b>0.0</b>	<b>55</b>	<b>29</b>	<b>52.7</b>	<b>176</b>	<b>80</b>	<b>67</b>	<b>147</b>	<b>108</b>	<b>40</b>	<b>8</b>	<b>9</b>	<b>55</b>	<b>2.6</b>	<b>2.2</b>	<b>0.6</b>



## #11 CARLY BOAG FORWARD

**Player Number** 11  
**Player Name** Carly Boag  
**Player Position** Forward  
**DOB** 4/09/91  
**Height** 188 cm  
**Nationality** Australian and Canadian

**Career Highlights** Playing College Basketball in America, playing Professionally in Europe and Australia  
**Junior Association** Hornsby Spiders, NSW

REGULAR SEASON STATS			FIELD GOALS			3 PTS			FREE THROWS				REBOUNDS					AVERAGES					
TEAM	YEAR	G	FGA	FGM	FG%	3PA	3PM	3P%	FTA	FTM	FT%	PTS	OR	DR	REB	FLS	ASS	BLK	STL	TO	PTS	REB	ASS
Sydney Uni	2015/16	24	99	55	55.6	3	0	0.0	35	22	62.9	132	53	81	134	33	13	9	12	32	5.5	5.6	0.5
		<b>24</b>	<b>99</b>	<b>55</b>	<b>55.6</b>	<b>3</b>	<b>0</b>	<b>0.0</b>	<b>35</b>	<b>22</b>	<b>62.9</b>	<b>132</b>	<b>53</b>	<b>81</b>	<b>134</b>	<b>33</b>	<b>13</b>	<b>9</b>	<b>12</b>	<b>32</b>	<b>5.5</b>	<b>5.6</b>	<b>0.5</b>



## #12 BELINDA SNELL GUARD

**Player Number** 12  
**Player Name** Belinda Snell  
**Player Position** Guard  
**DOB** 10/01/81  
**Height** 180cm  
**Nationality** Australian

**Player Bio**  
 Coffee with friends and family, watching most sports, playing tennis and golf.

**Career Highlights**  
 \*2012 Bronze London Olympics, 2008 Silver Beijing Olympics, 2004 Silver Athens Olympics  
 2013 Polish Champions, Polkowice, Poland  
 2012 Euroleague Champions Salamanca, Spain  
 2011 Spanish Champions Salamanca, Spain  
 2010 Spanish Champions Valencia, Spain  
 2008 French Champions, Bourges, France  
 2007 WNBA Champions Phoenix  
 2006 Gold World Championships Brazil, 2014 Bronze World Championships Turkey  
 2006 Gold Commonwealth Games Melbourne  
 2001 WNBL Champions Sydney  
 1999 WNBL Champions AIS\*

**Junior Association** Mirboo North, VIC

REGULAR SEASON STATS			FIELD GOALS			3 PTS			FREE THROWS				REBOUNDS					AVERAGES						
TEAM	YEAR	G	FGA	FGM	FG%	3PA	3PM	3P%	FTA	FTM	FT%	PTS	OR	DR	REB	FLS	ASS	BLK	STL	TO	PTS	REB	ASS	
AIS	1998	12	41	17	41.5	5	0	0.0	21	14	66.7	48	14	21	35	12	5	2	9	17	4.0	2.9	0.4	
AIS	1998/99	15	83	35	42.2	22	6	27.3	23	18	78.3	94	22	26	48	28	33	4	8	23	6.3	3.2	2.2	
AIS	1999/00	21	257	99	38.5	108	37	34.3	48	34	70.8	269	35	85	120	67	59	11	21	96	12.8	5.7	2.8	
Sydney	2000/01	24	345	139	40.3	160	61	38.1	66	55	83.3	394	74	108	182	67	67	16	26	61	16.4	7.6	2.8	
Sydney	2001/02	24	327	127	38.8	161	54	33.5	86	75	87.2	383	70	131	201	64	61	13	27	71	16.0	8.4	2.5	
Sydney	2002/03	24	353	128	36.3	189	50	26.5	90	75	83.3	381	43	132	175	75	73	16	26	75	15.9	7.3	3.0	
Sydney	2003/04	24	347	148	42.7	156	63	40.4	76	63	82.9	422	47	130	177	69	79	18	47	87	17.6	7.4	3.3	
Sydney	2004/05	24	385	166	43.1	183	71	38.8	117	98	83.8	501	49	154	203	73	90	25	50	65	20.9	8.5	3.8	
Sydney	2005/06	21	272	109	40.1	144	57	39.6	76	63	82.9	338	42	106	148	45	82	12	23	46	16.1	7.0	3.9	
Sydney	2011/12	23	367	148	40.3	162	59	36.4	93	79	84.9	434	26	117	143	51	98	24	39	72	18.9	6.2	4.3	
Bendigo	2014/15	25	288	128	44.4	147	55	37.4	54	50	92.6	362	15	84	99	44	68	12	27	55	14.5	4.0	2.7	
Bendigo	2015/16	24	334	125	37.4	177	66	37.3	48	46	95.8	362	20	110	130	68	87	13	42	64	15.1	5.4	3.6	
			<b>261</b>	<b>3399</b>	<b>1369</b>	<b>40.3</b>	<b>1614</b>	<b>579</b>	<b>35.9</b>	<b>798</b>	<b>670</b>	<b>84.0</b>	<b>3988</b>	<b>457</b>	<b>1204</b>	<b>1661</b>	<b>663</b>	<b>802</b>	<b>166</b>	<b>345</b>	<b>732</b>	<b>15.3</b>	<b>6.4</b>	<b>3.1</b>



## #14 LARA MCSPADDEN FORWARD

**Player Number** 14  
**Player Name** Lara McSpadden  
**Player Position** Forward  
**DOB** 2/04/99  
**Height** 194cm  
**Nationality** Australian

**Player Bio**  
 I love surfing and socialising with my friends.

**Career Highlights**  
 2014 Junior National Championship Bronze Medalists, 2016 U17 Australian Team World Champion  
**Junior Association** Newcastle Hunters, NSW



### #31 ASIA TAYLOR FORWARD

<b>Player Number</b>	31	<b>Career Highlights</b>	University of Louisville, Final Four and Championship game
<b>Player Name</b>	Asia Taylor	<b>Junior Association</b>	Carver High School (USA)
<b>Player Position</b>	Forward		
<b>DOB</b>	22/08/91		
<b>Height</b>	188cm		
<b>Nationality</b>	American		
<b>Player Bio</b>	Music and traveling the world		



### #33 CASSIDY MCLEAN

<b>Player Number</b>	33	<b>Nationality</b>	Australian
<b>Player Name</b>	Cassidy McLean	<b>Career Highlights</b>	2014 Junior National Championship Bronze Medalists, 2016 U17 Australian Team World Champion
<b>Player Position</b>		<b>Junior Association</b>	Newcastle Hunters, NSW
<b>DOB</b>			
<b>Height</b>			



### #44 SARAH GRAHAM GUARD

<b>Player Number</b>	44	<b>Career Highlights</b>	WNBL Rookie of the Year 08/09. Bronze Medal World Uni Games 09 & 11. WNBL Finals Logan Thunder 10/11.
<b>Player Name</b>	Sarah Graham	<b>Junior Association</b>	Southern Districts Spartans, QLD
<b>Player Position</b>	Guard		
<b>DOB</b>	22/08/89		
<b>Height</b>	163cm		
<b>Nationality</b>	Australian		

REGULAR SEASON STATS			FIELD GOALS			3 PTS			FREE THROWS				REBOUNDS					AVERAGES						
TEAM	YEAR	G	FGA	FGM	FG%	3PA	3PM	3P%	FTA	FTM	FT%	PTS	OR	DR	REB	FLS	ASS	BLK	STL	TO	PTS	REB	ASS	
Dandenong	2007/08	4	6	1	16.7	3	0	0.0	2	1	50.0	3	0	1	1	0	4	0	0	4	0.8	0.3	1.0	
Logan	2008/09	22	255	106	41.6	108	41	38.0	48	30	62.5	283	23	49	72	35	48	1	19	53	12.9	3.3	2.2	
Logan	2009/10	18	171	71	41.5	71	29	40.8	37	29	78.4	200	10	42	52	25	27	1	10	48	11.1	2.9	1.5	
Logan	2010/11	24	265	117	44.2	134	56	41.8	56	47	83.9	337	23	50	73	31	39	3	14	34	14.0	3.0	1.6	
Logan	2011/12	22	205	92	44.9	97	40	41.2	25	19	76.0	243	17	42	59	29	44	0	12	47	11.0	2.7	2.0	
Sydney	2012/13	10	77	35	45.5	38	18	47.4	14	12	85.7	100	2	11	13	14	12	1	3	14	10.0	1.3	1.2	
Logan	2013/14	24	287	106	36.9	164	55	33.5	50	35	70.0	302	6	38	44	44	41	2	12	37	12.6	1.8	1.7	
West Coast	2014/15	22	235	85	36.2	122	41	33.6	31	25	80.6	236	14	41	55	39	35	1	10	42	10.7	2.5	1.6	
			<b>146</b>	<b>1501</b>	<b>613</b>	<b>40.8</b>	<b>737</b>	<b>280</b>	<b>38.0</b>	<b>263</b>	<b>198</b>	<b>75.3</b>	<b>1704</b>	<b>95</b>	<b>274</b>	<b>369</b>	<b>217</b>	<b>250</b>	<b>9</b>	<b>80</b>	<b>279</b>	<b>11.7</b>	<b>2.5</b>	<b>1.7</b>



**JCU**  
TOWNSVILLE  
**FIRE**



JAMES COOK  
UNIVERSITY  
AUSTRALIA

# PLAYER ROSTER

NO.	PLAYER	HEIGHT (CM)	POSITION	DOB
4	Natasha Cloud	183	Guard	22/02/92
6	Ainsley Walsh	172	Guard	28/03/96
7	Hayley Andrews	175	Guard	9/03/00
8	Suzy Batkovic	193	Centre	17/12/80
10	Mia Murray	181	Guard/Forward	4/08/88
12	Jacqui Zelenka	182	Forward	26/05/92
14	Darcee Garbin	188	Forward	24/06/94
15	Amy Kame	183	Guard/Forward	14/02/92
20	Chevannah Paalvast	191	Guard/Forward	4/09/91
22	Kelly Wilson	170	Guard	1/01/85
32	Micaela Cocks	174	Guard	2/05/86
35	Kayla Standish	188	Forward	19/11/89

## CLUB INFO

CLUB DETAILS	
Club Name	JCU Townsville Fire
Major	James Cook University
Facebook Handle	TownsvilleFire
Twitter Handle	TownsvilleFire
Instagram Handle	TownsvilleFire
Uniform Colours	Black & Orange
Stadium Name	Townsville Stadium
Stadium Address	40-48 Murray tLyons Crescent, Annandale, QLD 4814.
Capacity	2200

CLUB CONTACTS	
CLUB CONTACT	Jacqui Dover
Mobile	0438 964 637
Email	admin@townsvillefire.com.au
Phone	(07) 4729 0091
CLUB MEDIA OFFICER	Richard Goodbody
Mobile	0448 44 55 06
Email	gm@townsvillefire.com.au
HEAD COACH	Claudia Brassard
Email	coach@townsvillefire.com.au
ASSISTANT COACH/S	Mark Wrobel
Email	mark.wrobel@bigpond.com
TEAM MANAGER	Donna Turner
Email	donna@northwardpharmacy.com.au
CLUB GAME COMMISSIONER	John Davies
Email	johndavies02@bigpond.com
CLUB HEAD STATISTICIAN	John O'Farrell



# 2016/17 SCHEDULE

ROUND	GAME	DATE	TIME	VENUE	HOME TEAM	AWAY TEAM
1	4	Sun Oct 9	1:00 pm	TSV	TOWNSVILLE	PERTH
2	9	Sun Oct 16	1:00 pm	TSV	TOWNSVILLE	ADELAIDE
3	14	Fri Oct 21	7:30 pm	DAN	DANDENONG	TOWNSVILLE
3	16	Sat Oct 22	7:00 pm	BRY	SYDNEY UNI	TOWNSVILLE
4	21	Sun Oct 30	1:00 pm	TSV	TOWNSVILLE	BENDIGO
5	23	Sat Nov 5	7:00 pm	TSV	TOWNSVILLE	SYDNEY UNI
6	29	Sat Nov 12	7:30 pm	BEN	BENDIGO	TOWNSVILLE
6	31	Sun Nov 13	3:00 pm	SBC	MELBOURNE	TOWNSVILLE
7	34	Sat Nov 19	7:00 pm	SCS	UC CAPITALS	TOWNSVILLE
7	36	Sun Nov 20	3:00 pm	BRY	SYDNEY UNI	TOWNSVILLE
8	37	Fri Nov 25	7:00 pm	TSV	TOWNSVILLE	PERTH
9	42	Fri Dec 2	7:00 pm	PER	PERTH	TOWNSVILLE
9	44	Sat Dec 3	* 5:00 pm	AA	ADELAIDE	TOWNSVILLE
10	51	Sat Dec 10	7:00 pm	TSV	TOWNSVILLE	MELBOURNE
11	53	Fri Dec 16	* 4:30 pm	AA	ADELAIDE	TOWNSVILLE
12	60	Sat Dec 31	7:00 pm	TSV	TOWNSVILLE	MELBOURNE
13	61	Fri Jan 6	7:00 pm	TSV	TOWNSVILLE	UC CAPITALS
14	69	Sat Jan 14	3:00 pm	SCS	UC CAPITALS	TOWNSVILLE
15	70	Fri Jan 20	7:00 pm	TSV	TOWNSVILLE	BENDIGO
16	78	Sat Jan 28	7:00 pm	TSV	TOWNSVILLE	SYDNEY UNI
17	82	Sat Feb 4	6:30 pm	DAN	DANDENONG	TOWNSVILLE
17	84	Sun Feb 5	3:00 pm	BEN	BENDIGO	TOWNSVILLE
18	86	Fri Feb 10	7:00 pm	TSV	TOWNSVILLE	DANDENONG
19	93	Sat Feb 18	7:00 pm	TSV	TOWNSVILLE	UC CAPITALS

\*\* Double Header with NBL

## FINALS GAMES

<b>SF1</b>	Sat Feb 25	1st	<b>Vs</b>	4th
<b>SF1</b>	Fri Mar 3	4th	<b>Vs</b>	1st
<b>SF1</b>	Sun Mar 5	1st	<b>Vs</b>	4th
<b>SF2</b>	Sat Feb 25	2nd	<b>Vs</b>	3rd
<b>SF2</b>	Fri Mar 3	3rd	<b>Vs</b>	2nd
<b>SF2</b>	Sun Mar 5	2nd	<b>Vs</b>	3rd
<b>GF1</b>	Sat Mar 11	Winner of SF1	<b>Vs</b>	Winner of SF2
<b>GF2</b>	Fri Mar 17	Winner of SF2	<b>Vs</b>	Winner of SF1
<b>GF3</b>	Sun Mar 19	Winner of SF1	<b>Vs</b>	Winner of SF2

## 2016/17 VENUES

<b>AA</b>	Adelaide Arena
<b>SCS</b>	Southern Cross Stadium
<b>BRY</b>	Brydens Stadium
<b>BEN</b>	Bendigo Stadium
<b>DAN</b>	Dandenong Basketball Stadium
<b>TAR</b>	Traralgon Sports Stadium
<b>GEE</b>	The Geelong Arena
<b>TSV</b>	Townsville Stadium
<b>SBC</b>	State Basketball Centre
<b>PER</b>	Bendat Basketball Centre

ROSTER

2016/17 SCHEDULE

YEAR BY YEAR

PLAYER INFO

# YEAR BY YEAR

YEAR	CLUB	WINS	LOSSES	POSITION	PLAYOFFS	COACH
2001/02	Townsville Fire	3	18	8th	Missed Playoffs	David Herbert
2002/03	Townsville Fire	15	6	2nd	Lost Preliminary Final	David Herbert
2003/04	Townsville Fire	12	9	5th	Missed Playoffs	David Herbert
2004/05	Townsville Fire	7	14	6th	Missed Playoffs	David Herbert
2005/06	Townsville Fire	12	9	6th	Missed Playoffs	David Herbert
2006/07	Townsville Fire	10	11	6th	Missed Playoffs	David Herbert
2007/08	Townsville Fire	10	14	6th	Missed Playoffs	Peter Buckle
2008/09	Townsville Fire	16	6	3rd	Lost Preliminary Final	Peter Buckle
2009/10	Townsville Fire	14	8	4th	Lost Semi Final	Peter Buckle
2010/11	Townsville Fire	10	12	7th	Missed Playoffs	Peter Buckle
2011/12	Townsville Fire	13	9	4th	Lost Semi Final	Chris Lucas
2012/13	Townsville Fire	13	11	4th	Lost Grand Final	Chris Lucas
2013/14	Townsville Fire	16	8	3rd	Lost Grand Final	Chris Lucas
2014/15	Townsville Fire	17	5	1st	Champions	Chris Lucas
2015/16	Townsville Fire	17	7	1st	Champions	Chris Lucas

ROSTER

2016/17 SCHEDULE



## HEAD COACH CLAUDIA BRASSARD

Claudia Brassard becomes the first ex-player – and just fourth coach in history – to lead the JCU Townsville Fire.

Arguably the most influential figure in the club's history, Brassard is a former captain, MVP and assistant coach, playing an integral role in the Fire's back-to-back championship wins.

An Olympian in her own right, Brassard has been at the helm of a number of Queensland North teams at the Australian Junior Championships and has coached three WNBL games over the past three seasons, finishing with an unblemished record.

During a decorated playing career, the former Canadian national captain spent time playing in Europe and the WNBL with the Boomers and the Fire before entering the coaching ranks.

YEAR BY YEAR

PLAYER INFO



# 2016/17 PLAYER INFO



## #4 NATASHA CLOUD GUARD

<b>Player Number</b>	4	<b>Career Highlights</b>	Selected 15th Overall - 2015 WNBA Draft by Washington Mystics; Atlantic 10 Defensive Player of the Year
<b>Player Name</b>	Natasha Cloud	<b>Junior Association</b>	St. Joseph's University (USA)
<b>Player Position</b>	Guard		
<b>DOB</b>	22/02/92		
<b>Height</b>	183cm		
<b>Nationality</b>	American		

### Player Bio

Natasha Cloud will spend her debut season in the WNBL with the JCU Townsville Fire after being selected as the 15th pick in the 2015 WNBA Draft by the Washington Mystics. Widely regarded as one of the WNBA's best perimeter defenders, Cloud joins a star-studded back court for the two-time defending champions and is expected to prove a handful for the WNBL's best guards.



## #6 AINSLEY WALSH GUARD

<b>Player Number</b>	6	<b>Career Highlights</b>	WNBL Champion: 2016
<b>Player Name</b>	Ainsley Walsh	<b>Junior Association</b>	Townsville (QLD)
<b>Player Position</b>	Guard		
<b>DOB</b>	28/03/96		
<b>Height</b>	172cm		
<b>Nationality</b>	Australian		

### Player Bio

Ainsley Walsh returns for her second season as a development player for the JCU Townsville Fire after tasting championship success in 2015/16. A versatile guard, Walsh was a member of the Queensland North team which won gold at the 2013 Under-18 National Championships and has made the transition to WNBL ranks.

REGULAR SEASON STATS			FIELD GOALS			3 PTS			FREE THROWS				REBOUNDS				AVERAGES						
TEAM	YEAR	G	FGA	FGM	FG%	3PA	3PM	3P%	FTA	FTM	FT%	PTS	OR	DR	REB	FLS	ASS	BLK	STL	TO	PTS	REB	ASS
Townsville	2015/16	5	5	3	60.0	4	2	50.0	0	0	0.0	8	3	1	4	0	0	1	0	0	1.6	0.8	0.0
		<b>5</b>	<b>5</b>	<b>3</b>	<b>60.0</b>	<b>4</b>	<b>2</b>	<b>50.0</b>	<b>0</b>	<b>0</b>	<b>0.0</b>	<b>8</b>	<b>3</b>	<b>1</b>	<b>4</b>	<b>0</b>	<b>0</b>	<b>1</b>	<b>0</b>	<b>0</b>	<b>1.6</b>	<b>0.8</b>	<b>0.0</b>



## #7 HAYLEE ANDREWS GUARD

<b>Player Number</b>	7	<b>Career Highlights</b>	
<b>Player Name</b>	Haylee Andrews	<b>Junior Association</b>	Townsville (QLD)
<b>Player Position</b>	Guard		
<b>DOB</b>	9/03/00		
<b>Height</b>	175cm		
<b>Nationality</b>	Australian		

### Player Bio

Teenage sensation Haylee Andrews becomes the youngest development player in JCU Townsville Fire history after putting pen to paper with the two-time reigning WNBL champions. As the leading scorer at last year's Under-16 Australian Junior Championships, the high-octane point guard will be looking to hone her craft off the likes of Kelly Wilson, Micaela Cocks and Rachael McCully.



## #8 SUZY BATKOVIC CENTRE

**Player Number** 8 **Career Highlights** "Olympic Games: 2004 (Silver), 2008 (Silver), 2012 (Bronze), FIBA World Championships: 2002 (Bronze), Maher Medal (International Player of the Year): 2001, 2008; Drafted 22nd overall - 2003 WNBA Draft by Seattle Storm, WNBL MVP: 2012, 2013, 2014 & 2016. WNBL All-Star Five: 2010, 2012, 2013, 2014, 2016. WNBL Champion: 2000, 2002, 2015, 2016."

**Player Name** Suzy Batkovic

**Player Position** Centre

**DOB** 17/12/80

**Height** 193cm

**Nationality** Australian

**Player Bio**  
JCU Townsville Fire captain Suzy Batkovic cemented her legacy as one of the WNBL's greatest ever players last season when she became just the second player in history to secure four MVP trophies. At the same time, Batkovic hauled the Fire to back-to-back championships – her fourth WNBL title – as she reaffirmed her reputation as the competition's most dominant player.

**Junior Association** Newcastle Hunters (NSW)

REGULAR SEASON STATS			FIELD GOALS			3 PTS			FREE THROWS				REBOUNDS					AVERAGES					
TEAM	YEAR	G	FGA	FGM	FG%	3PA	3PM	3P%	FTA	FTM	FT%	PTS	OR	DR	REB	FLS	ASS	BLK	STL	TO	PTS	REB	ASS
AIS	1996	18	48	20	41.7	0	0	0.0	10	6	60.0	46	9	17	26	7	2	7	3	9	2.6	1.4	0.1
AIS	1997	15	49	16	32.7	2	0	0.0	14	7	50.0	39	9	29	38	9	1	4	8	10	2.6	2.5	0.1
AIS	1998	13	57	26	45.6	0	0	0.0	6	4	66.7	56	8	19	27	13	3	9	5	9	4.3	2.1	0.2
AIS	1998/99	19	170	89	52.4	0	0	0.0	53	34	64.2	212	47	55	102	40	15	15	10	28	11.2	5.4	0.8
Sydney	1999/00	21	196	99	50.5	6	3	50.0	68	49	72.1	250	53	95	148	72	13	27	20	61	11.9	7.0	0.6
Sydney	2000/01	23	360	145	40.3	33	10	30.3	90	57	63.3	357	69	119	188	61	30	21	20	51	15.5	8.2	1.3
Townsville	2001/02	21	343	167	48.7	40	8	20.0	118	78	66.1	420	73	183	256	71	19	44	35	54	20.0	12.2	0.9
Sydney	2009/10	20	381	185	48.6	61	18	29.5	140	103	73.6	491	37	139	176	65	36	34	38	46	24.6	8.8	1.8
Canberra	2010/11	13	181	85	47.0	21	6	28.6	38	25	65.8	201	27	60	87	35	15	13	25	21	15.5	6.7	1.2
Adelaide	2011/12	20	410	201	49.0	44	11	25.0	104	74	71.2	487	53	156	209	65	58	31	50	67	24.4	10.5	2.9
Adelaide	2012/13	20	358	162	45.3	24	6	25.0	127	90	70.9	420	50	142	192	60	44	51	29	53	21.0	9.6	2.2
Townsville	2013/14	27	476	202	42.4	71	17	23.9	157	128	81.5	549	91	256	347	82	57	47	42	69	20.3	12.9	2.1
Townsville	2014/15	24	385	176	45.7	28	5	17.9	98	80	81.6	442	66	188	254	57	50	32	38	66	18.4	10.6	2.1
Townsville	2015/16	28	469	236	50.3	31	7	22.6	132	102	77.3	581	66	180	246	70	72	35	29	68	20.8	8.8	2.6
		<b>282</b>	<b>3883</b>	<b>1809</b>	<b>46.6</b>	<b>361</b>	<b>91</b>	<b>25.2</b>	<b>1155</b>	<b>837</b>	<b>72.5</b>	<b>4551</b>	<b>658</b>	<b>1638</b>	<b>2296</b>	<b>707</b>	<b>415</b>	<b>370</b>	<b>352</b>	<b>612</b>	<b>16.1</b>	<b>8.1</b>	<b>1.5</b>



## #10 MIA MURRAY GUARD/FORWARD

**Player Number** 10 **Career Highlights** "World University Games: 2009 (Bronze), 2011 (Bronze), FIBA U19 World Championships: 2007. WNBL Champion: 2015, 2016. WNBL Grand Final MVP: 2015."

**Player Name** Mia Murray

**Player Position** Guard/Forward

**DOB** 4/08/88

**Height** 181cm

**Nationality** Australian

**Junior Association** Forrester Eagles (SA)

**Player Bio**  
Mia Murray's reputation as a big-time player was further enhanced in 2014/15 as she guided the JCU Townsville Fire to their maiden WNBL championship. The Fire vice-captain was just as impressive during their title defence and is one of just two players to have played in four consecutive Grand Finals for the club.

REGULAR SEASON STATS			FIELD GOALS			3 PTS			FREE THROWS				REBOUNDS					AVERAGES					
TEAM	YEAR	G	FGA	FGM	FG%	3PA	3PM	3P%	FTA	FTM	FT%	PTS	OR	DR	REB	FLS	ASS	BLK	STL	TO	PTS	REB	ASS
AIS	2005/06	2	11	6	54.5	4	1	25.0	4	4	100.0	17	1	3	4	2	1	2	0	3	8.5	2.0	0.5
AIS	2006/07	21	106	38	35.8	52	20	38.5	26	14	53.8	110	4	24	28	24	19	3	9	28	5.2	1.3	0.9
AIS	2007/08	23	187	93	49.7	71	29	40.8	42	28	66.7	243	23	36	59	50	38	10	16	48	10.6	2.6	1.7
Adelaide	2008/09	24	103	45	43.7	35	15	42.9	39	24	61.5	129	14	39	53	26	32	18	16	29	5.4	2.2	1.3
Adelaide	2009/10	22	160	62	38.8	55	17	30.9	17	13	76.5	154	20	47	67	42	32	20	18	32	7.0	3.0	1.5
Adelaide	2010/11	22	244	105	43.0	82	27	32.9	51	39	76.5	276	29	86	115	49	49	30	20	61	12.5	5.2	2.2
Townsville	2011/12	20	150	61	40.7	40	13	32.5	34	24	70.6	159	28	34	62	28	34	13	19	27	8.0	3.1	1.7
Townsville	2012/13	23	207	87	42.0	74	26	35.1	29	28	96.6	228	17	46	63	27	42	16	12	29	9.9	2.7	1.8
Townsville	2013/14	27	185	89	48.1	77	31	40.3	15	14	93.3	223	24	61	85	48	51	10	14	36	8.3	3.1	1.9
Townsville	2014/15	24	213	88	41.3	79	26	32.9	36	30	83.3	234	35	76	111	38	50	9	15	26	9.8	4.6	2.1
Townsville	2015/16	28	246	100	40.7	108	41	38.0	46	36	78.3	277	29	64	93	53	82	16	15	48	9.9	3.3	2.9
		<b>236</b>	<b>1812</b>	<b>774</b>	<b>42.7</b>	<b>677</b>	<b>246</b>	<b>36.3</b>	<b>339</b>	<b>254</b>	<b>74.9</b>	<b>2050</b>	<b>224</b>	<b>516</b>	<b>740</b>	<b>387</b>	<b>430</b>	<b>147</b>	<b>154</b>	<b>367</b>	<b>8.7</b>	<b>3.1</b>	<b>1.8</b>



## #12 JACQUI ZELENKA FORWARD

**Player Number** 12 **Career Highlights** WNBL Champion: 2015, 2016  
**Player Name** Jacqui Zelenka **Junior Association** Mackay (QLD)  
**Player Position** Forward  
**DOB** 26/05/92  
**Height** 182cm  
**Nationality** Australian

### Player Bio

Having joined the JCU Townsville Fire ahead of the 2014/15 WNBL season, Jacqui Zelenka is now a two-time championship winner. A hard-working forward, the Mackay product will be hoping for a breakout season – including increased court time – under rookie coach Claudia Brassard.

REGULAR SEASON STATS			FIELD GOALS			3 PTS			FREE THROWS				REBOUNDS			AVERAGES							
TEAM	YEAR	G	FGA	FGM	FG%	3PA	3PM	3P%	FTA	FTM	FT%	PTS	OR	DR	REB	FLS	ASS	BLK	STL	TO	PTS	REB	ASS
Townsville	2014/15	7	3	1	33.3	1	0	0.0	4	3	75.0	5	3	3	6	1	0	0	0	2	0.7	0.9	0.0
Townsville	2015/16	7	3	1	33.3	0	0	0.0	2	1	50.0	3	2	3	5	0	1	0	0	1	0.4	0.7	0.1
		<b>14</b>	<b>6</b>	<b>2</b>	<b>33.3</b>	<b>1</b>	<b>0</b>	<b>0.0</b>	<b>6</b>	<b>4</b>	<b>66.7</b>	<b>8</b>	<b>5</b>	<b>6</b>	<b>11</b>	<b>1</b>	<b>1</b>	<b>0</b>	<b>0</b>	<b>3</b>	<b>0.6</b>	<b>0.8</b>	<b>0.1</b>



## #14 DARCEE GARBIN FORWARD

**Player Number** 14 **Career Highlights** FIBA U19 World Championship: 2013 (Bronze), 2012 Emerging Opals tour of China, WNBL Champion: 2016  
**Player Name** Darcee Garbin **Junior Association** Rockingham Flames (WA)  
**Player Position** Forward  
**DOB** 24/06/94  
**Height** 188cm  
**Nationality** Australian

### Player Bio

Hailing from the remote Western Australian outpost of Kalgoorlie, Garbin has become one of the brightest young stars to come out of the West in recent times. A scholarship holder at the Basketball Australia National Centre of Excellence, Garbin spent four fruitless seasons with the AIS and West Coast Waves before her arrival in Townsville commenced with a title during her debut season with the Fire.

REGULAR SEASON STATS			FIELD GOALS			3 PTS			FREE THROWS				REBOUNDS			AVERAGES							
TEAM	YEAR	G	FGA	FGM	FG%	3PA	3PM	3P%	FTA	FTM	FT%	PTS	OR	DR	REB	FLS	ASS	BLK	STL	TO	PTS	REB	ASS
AIS	2011/12	20	96	34	35.4	1	0	0.0	19	8	42.1	76	18	23	41	26	9	4	7	23	3.8	2.1	0.5
West Coast	2012/13	24	156	70	44.9	3	2	66.7	31	17	54.8	159	31	47	78	31	20	13	8	37	6.6	3.3	0.8
West Coast	2013/14	24	157	64	40.8	29	8	27.6	29	22	75.9	158	22	54	76	43	20	7	9	63	6.6	3.2	0.8
West Coast	2014/15	22	159	66	41.5	30	6	20.0	69	51	73.9	190	29	49	78	34	27	10	12	39	8.6	3.5	1.2
Townsville	2015/16	28	110	55	50.0	16	5	31.3	48	31	64.6	146	39	49	88	33	22	9	7	29	5.2	3.1	0.8
		<b>118</b>	<b>678</b>	<b>289</b>	<b>42.6</b>	<b>79</b>	<b>21</b>	<b>26.6</b>	<b>196</b>	<b>129</b>	<b>65.8</b>	<b>729</b>	<b>139</b>	<b>222</b>	<b>361</b>	<b>167</b>	<b>98</b>	<b>43</b>	<b>43</b>	<b>191</b>	<b>6.2</b>	<b>3.1</b>	<b>0.8</b>



## #15 AMY KAME GUARD/FORWARD

**Player Number** 15 **Career Highlights** Two-time WCC All Conference Team, WCC All Tournament Team.  
**Player Name** Amy Kame **Junior Association** University of San Diego (USA)  
**Player Position** Guard/Forward  
**DOB** 14/02/92  
**Height** 183cm  
**Nationality** American

### Player Bio

A graduate of the University of San Diego, Kame is a versatile guard who boasts experience playing professional in Europe, as well as in SEABL for Hobart and Nunawading. While listed as a guard, Kame can defend the one through four and is expected to give the Fire some real length in the back court.



## #20 CHEVANNAH PAALVAST GUARD/FORWARD

<b>Player Number</b>	20	<b>Career Highlights</b>	2015: FIBA Oceania Championships, 2016: FIBA Olympic Qualifying Tournament, WNBL Champion: 2016
<b>Player Name</b>	Chevannah Paalvast		
<b>Player Position</b>	Guard/Forward		
<b>DOB</b>	4/09/91	<b>Junior Association</b>	Waitakere West Auckland Basketball (NZ)
<b>Height</b>	191cm		
<b>Nationality</b>	New Zealander		

### Player Bio

JCU Townsville Fire guard Chevannah Paalvast was signed on the eve of the 2015/16 WNBL season after producing an impressive display for New Zealand at the Oceania Champions. The Tall Fern was rewarded with a WNBL title in her debut season and impressed with her lockdown defence and ability to disrupt.

REGULAR SEASON STATS			FIELD GOALS			3 PTS			FREE THROWS				REBOUNDS					AVERAGES					
TEAM	YEAR	G	FGA	FGM	FG%	3PA	3PM	3P%	FTA	FTM	FT%	PTS	OR	DR	REB	FLS	ASS	BLK	STL	TO	PTS	REB	ASS
Townsville	2015/16	21	25	13	52.0	6	2	33.3	6	5	83.3	33	0	5	5	10	10	0	2	7	1.6	0.2	0.5
		<b>21</b>	<b>25</b>	<b>13</b>	<b>52.0</b>	<b>6</b>	<b>2</b>	<b>33.3</b>	<b>6</b>	<b>5</b>	<b>83.3</b>	<b>33</b>	<b>0</b>	<b>5</b>	<b>5</b>	<b>10</b>	<b>10</b>	<b>0</b>	<b>2</b>	<b>7</b>	<b>1.6</b>	<b>0.2</b>	<b>0.5</b>



## #22 KELLY WILSON GUARD

<b>Player Number</b>	22	<b>Career Highlights</b>	FIBA Oceania Championships: 2013, World University Games: 2007 (Gold), WNBL Rookie of the Year: 2003, Staunton Medal for best player at the U20 National Championships: 2003, FIBA Young Women's World Championship: 2003, WNBL Champion: 2013, 2014.
<b>Player Name</b>	Kelly Wilson		
<b>Player Position</b>	Guard		
<b>DOB</b>	1/01/85	<b>Junior Association</b>	Leongatha (VIC)
<b>Height</b>	170cm		
<b>Nationality</b>	Australian		

### Player Bio

Kelly Wilson returns to the JCU Townsville Fire after spending the past eight seasons as the barometer of the Bendigo Spirit. Wilson played a key role in the Spirit's back-to-back titles – both coming against the Fire – and is one of the WNBL's greatest ever players.

REGULAR SEASON STATS			FIELD GOALS			3 PTS			FREE THROWS				REBOUNDS					AVERAGES					
TEAM	YEAR	G	FGA	FGM	FG%	3PA	3PM	3P%	FTA	FTM	FT%	PTS	OR	DR	REB	FLS	ASS	BLK	STL	TO	PTS	REB	ASS
AIS	2002/03	18	168	62	36.9	42	12	28.6	34	26	76.5	162	21	58	79	50	47	9	24	46	9.0	4.4	2.6
Sydney	2003/04	19	53	16	30.2	25	5	20.0	2	2	100.0	39	2	15	17	36	23	2	16	28	2.1	0.9	1.2
Sydney	2004/05	24	137	54	39.4	39	12	30.8	21	17	81.0	137	22	26	48	39	22	1	14	26	5.7	2.0	0.9
Townsville	2005/06	21	206	85	41.3	59	19	32.2	36	34	94.4	223	19	34	53	47	53	1	26	51	10.6	2.5	2.5
Townsville	2006/07	18	126	59	46.8	41	12	29.3	15	11	73.3	141	14	44	58	48	33	2	13	35	7.8	3.2	1.8
Townsville	2007/08	23	213	86	40.4	64	23	35.9	63	49	77.8	244	27	45	72	69	50	1	26	59	10.6	3.1	2.2
Bendigo	2008/09	23	176	75	42.6	57	21	36.8	58	47	81.0	218	28	66	94	59	53	3	23	42	9.5	4.1	2.3
Bendigo	2009/10	23	238	82	34.5	112	39	34.8	55	46	83.6	249	35	60	95	57	50	1	12	39	10.8	4.1	2.2
Bendigo	2010/11	24	194	71	36.6	76	24	31.6	38	27	71.1	193	26	66	92	66	51	1	11	55	8.0	3.8	2.1
Bendigo	2011/12	22	124	44	35.5	65	25	38.5	13	10	76.9	123	22	46	68	49	58	2	17	20	5.6	3.1	2.6
Bendigo	2012/13	26	231	95	41.1	138	49	35.5	33	24	72.7	263	13	79	92	63	70	4	23	40	10.1	3.5	2.7
Bendigo	2013/14	23	182	78	42.9	73	31	42.5	47	35	74.5	222	20	56	76	54	92	1	22	51	9.7	3.3	4.0
Bendigo	2014/15	21	167	59	35.3	54	16	29.6	45	40	88.9	175	15	50	65	39	102	4	17	55	8.3	3.1	4.9
Bendigo	2015/16	24	284	91	32.0	93	31	33.3	71	60	84.5	273	29	56	85	66	131	2	22	68	11.4	3.5	5.5
		<b>309</b>	<b>2499</b>	<b>957</b>	<b>38.3</b>	<b>938</b>	<b>319</b>	<b>34.0</b>	<b>531</b>	<b>428</b>	<b>80.6</b>	<b>2662</b>	<b>293</b>	<b>701</b>	<b>994</b>	<b>742</b>	<b>835</b>	<b>34</b>	<b>266</b>	<b>615</b>	<b>8.6</b>	<b>3.2</b>	<b>2.7</b>



## #32 MICAELA COCKS GUARD

<b>Player Number</b>	32	<b>Career Highlights</b>	Olympic Games: 2008, Commonwealth Games: 2006 (Silver), FIBA Oceania Championships
<b>Player Name</b>	Micaela Cocks	<b>Junior Association</b>	Auckland (NZ)
<b>Player Position</b>	Guard		
<b>DOB</b>	2/05/86		
<b>Height</b>	174cm		
<b>Nationality</b>	New Zealander		

### Player Bio

Micaela Cocks etched her name into history last season when she became the WNBL's first Rachael Sporn Medallist as the Grand Final MVP under the new best-of-three format. About to enter her sixth season with the JCU Townsville Fire, the New Zealand co-captain has been instrumental in the club's run to four consecutive Grand Final appearances including back-to-back titles.

REGULAR SEASON STATS			FIELD GOALS			3 PTS			FREE THROWS				REBOUNDS					AVERAGES					
TEAM	YEAR	G	FGA	FGM	FG%	3PA	3PM	3P%	FTA	FTM	FT%	PTS	OR	DR	REB	FLS	ASS	BLK	STL	TO	PTS	REB	ASS
Townsville	2011/12	24	235	95	40.4	56	19	33.9	48	41	85.4	250	12	35	47	48	52	0	9	44	10.4	2.0	2.2
Townsville	2012/13	27	219	83	37.9	64	27	42.2	51	41	80.4	234	8	36	44	49	47	1	2	38	8.7	1.6	1.7
Townsville	2013/14	27	265	107	40.4	96	37	38.5	45	33	73.3	284	19	70	89	61	57	1	15	42	10.5	3.3	2.1
Townsville	2014/15	24	145	67	46.2	56	29	51.8	26	20	76.9	183	13	23	36	36	36	1	5	28	7.6	1.5	1.5
Townsville	2015/16	28	229	86	37.6	93	27	29.0	68	54	79.4	253	28	47	75	53	76	3	15	53	9.0	2.7	2.7
		<b>131</b>	<b>1102</b>	<b>442</b>	<b>40.1</b>	<b>367</b>	<b>140</b>	<b>38.1</b>	<b>238</b>	<b>189</b>	<b>79.4</b>	<b>1213</b>	<b>82</b>	<b>213</b>	<b>295</b>	<b>248</b>	<b>269</b>	<b>6</b>	<b>46</b>	<b>207</b>	<b>9.3</b>	<b>2.3</b>	<b>2.1</b>



## #35 KAYLA STANDISH FORWARD

<b>Player Number</b>	35	<b>Career Highlights</b>	Drafted 19th overall in the 2012 WNBA Draft by the Minnesota Lynx, All-West Coast Conference (WCC) First Team: 2011, 2012, All-WCC Tournament Team: 2011, 2012.
<b>Player Name</b>	Kayla Standish	<b>Junior Association</b>	Gonzaga University (USA)
<b>Player Position</b>	Forward		
<b>DOB</b>	19/11/89		
<b>Height</b>	188cm		
<b>Nationality</b>	American		

### Player Bio

Kayla Standish returns to the JCU Townsville Fire after a two-year absence to help carry the front-court with four-time WNBL MVP Suzy Batkovic. Having played in consecutive Grand Finals for the Fire, Standish was colossal for Adelaide in 2015/16 and will be hoping to secure her maiden WNBL title upon her return.

REGULAR SEASON STATS			FIELD GOALS			3 PTS			FREE THROWS				REBOUNDS					AVERAGES					
TEAM	YEAR	G	FGA	FGM	FG%	3PA	3PM	3P%	FTA	FTM	FT%	PTS	OR	DR	REB	FLS	ASS	BLK	STL	TO	PTS	REB	ASS
Townsville	2012/13	27	285	127	44.6	38	12	31.6	58	44	75.9	310	47	113	160	73	25	27	22	56	11.4	5.9	0.9
Townsville	2013/14	27	221	111	50.2	18	7	38.9	38	33	86.9	262	54	74	128	69	33	16	18	49	9.7	4.7	1.2
Adelaide	2015/16	18	212	104	49.1	21	6	28.6	54	45	83.3	259	46	53	99	62	22	17	26	34	14.4	5.5	1.2
		<b>72</b>	<b>718</b>	<b>342</b>	<b>47.7</b>	<b>77</b>	<b>25</b>	<b>32.5</b>	<b>150</b>	<b>122</b>	<b>81.3</b>	<b>831</b>	<b>147</b>	<b>240</b>	<b>387</b>	<b>204</b>	<b>80</b>	<b>60</b>	<b>65</b>	<b>139</b>	<b>11.5</b>	<b>5.4</b>	<b>1.1</b>



**THE 2016-2017**

# **WNBL**

**MEDIA GUIDE**



**SEASONAL RECAPS**

1981-2016

## 1981

Position	Team	P	W	L	For	Agst	W/L	%
1	North Adelaide	13	10	3	832	713	77	116.69
2	St. Kilda	13	11	2	892	751	85	118.77
3	West Adelaide	13	6	7	803	848	46	94.69
4	Melbourne Telstars	13	8	5	880	786	62	111.96
5	Bankstown	10	6	4	599	571	60	104.9
6	Cyms	13	5	8	807	840	38	96.07
7	Noarlunga	13	4	9	828	957	31	86.52
8	AIS	10	2	8	581	656	20	88.57
9	Sutherland	10	2	8	523	623	20	83.95

### Grand Final

St Kilda 77 d Nth Adelaide 58

### Semi Final

St Kilda 80 d West Adelaide 53

North Adelaide 66 d Telstars 63

## 1981 Player Averages

### Points Per Game

22.2	Julie Nykiel (13g) (Noarlunga)
21.0	Karen Blicavs (12g) (St. Kilda)
19.2	Karin Maar (13g) (Cyms)
18.0	Trish Cockrem (12g) (St. Kilda)
17.3	Sharon Deacon (12g) (Melbourne Telstars)
15.2	Jill Hammond (13g) (North Adelaide)
15.2	Robyn Maher (12g) (Melbourne Telstars)
14.5	Cass Pujals (13g) (West Adelaide)
12.3	Jan Smithwick (13g) (Cyms)
11.5	Ann Somers (13g) (North Adelaide)

### Field Goal %

50	Julie Nykiel (13g) (Noarlunga) (109/218)
50	Robyn Maher (12g) (Melbourne Telstars) (83/1)
50	Debbie Mcleavy (13g) (West Adelaide) (58/116)
50	Karen Blicavs (12g) (St. Kilda) (104/208)
50	Karin Maar (13g) (Cyms) (97/194)
50	Jan Smithwick (13g) (Cyms) (62/124)
50	Jan Morris (13g) (Cyms) (54/108)
50	Raewyn Hampstead (13g) (Cyms) (57/114)
50	Gayle Trevena (10g) (Bankstown) (56/112)
50	Jill Hammond (13g) (North Adelaide) (71/142)

### Fouls

3.9	Julie Frenette (12g) (St. Kilda)
3.8	Leeanne Grantham (6g) (Cyms)
3.7	Paula Martin (10g) (AIS)
3.6	Cass Pujals (13g) (West Adelaide)
3.6	Jill Hammond (13g) (North Adelaide)
3.6	Wendy Laidlaw (10g) (Sutherland)
3.5	Donna Brown (10g) (AIS)
3.4	Mandy Ingersoll (9g) (Bankstown)
3.4	Robyn Maher (12g) (Melbourne Telstars)
3.4	Karen Dalton (10g) (Sutherland)

### Foul Shot %

76.1	Julie Nykiel (13g) (Noarlunga) (70/92)
74.7	Jill Hammond (13g) (North Adelaide) (56/75)
64.4	Karin Maar (13g) (Cyms) (56/87)

## 1982

Position	Team	P	W	L	For	Agst	W/L	%
1	Bankstown	12	10	2	785	654	83	120.03
2	St. Kilda	15	11	4	1,024	915	73	111.91
3	Noarlunga	14	10	4	1,066	895	71	119.11
4	West Adelaide	17	10	7	1,118	1,055	59	105.97
5	Melbourne East	15	9	6	960	875	60	109.71
6	AIS	15	7	8	1,043	953	47	109.44
7	North Adelaide	14	5	9	862	902	36	95.57
8	Cyms	15	6	9	922	953	40	96.75
9	Brisbane	9	1	8	450	658	11	68.39
10	Sutherland	12	0	12	596	966	0	61.7

### Grand Final

St Kilda 62 d Bankstown 56

### Semi Final

St Kilda 74 d Noarlunga 64

Bankstown 71 d West Adelaide 66

## 1982 Player Averages

### Points Per Game

24.8	Karen Blicavs (15g) (St. Kilda)
21.5	Karin Maar (15g) (Cyms)
18.4	Julie Nykiel (13g) (Noarlunga)
17.4	Robyn Maher (15g) (Melbourne East)
16.7	Jenny Cheeseman (14g) (Noarlunga)
16.1	Ann Somers (14g) (North Adelaide)
16.0	Pat Mickan (15g) (West Adelaide)
15.6	Trish Cockrem (15g) (St. Kilda)
14.7	Karen Dalton (12g) (Bankstown)
14.0	Leanne Mickan-Winter (14g) (Noarlunga)

### Field Goal %

50	Heather McKinnon (17g) (West Adelaide) (36/72)
50	Cass Pujals (17g) (West Adelaide) (90/180)
50	Karen Dalton (12g) (Bankstown) (64/128)
50	Gayle Trevena (12g) (Bankstown) (47/94)
50	Kerrie Stubbs (11g) (Bankstown) (37/74)
50	Paula Martin (15g) (AIS) (45/90)
50	Sandra Morgan (14g) (AIS) (63/126)
50	Gail Henderson (9g) (Brisbane) (37/74)
50	Jan Stirling (14g) (North Adelaide) (38/76)
50	Gaylene Mckay (14g) (Melbourne East) (52/104)

### Fouls

4.3	Jan Slagle (6g) (Brisbane)
3.9	Tracey Morris (15g) (St. Kilda)
3.7	Sharon Deacon (15g) (Melbourne East)
3.7	Robyn Maher (15g) (Melbourne East)
3.6	Jan Smithwick (13g) (Cyms)
3.6	Tammy Good (15g) (Cyms)
3.5	Marina Moffa (14g) (North Adelaide)
3.4	Mandy Ingersoll (12g) (Bankstown)
3.4	Julie Frenette (15g) (St. Kilda)
3.4	Paula Martin (15g) (AIS)

### Foul Shot %

90.0	Trish Cockrem (15g) (St. Kilda) (54/60)
84.0	Pat Mickan (15g) (West Adelaide) (68/81)
81.0	Marisa Rowe (15g) (AIS) (47/58)
81.0	Tracey Browning (15g) (AIS) (34/42)
80.6	Jenny Cheeseman (14g) (Noarlunga) (58/72)
80.3	Julie Nykiel (13g) (Noarlunga) (57/71)
78.7	Sharon Deacon (15g) (Melbourne East) (37/47)
78.6	Sandra Morgan (14g) (AIS) (33/42)
78.3	Jan Smithwick (13g) (Cyms) (36/46)
78.0	Anna Stabile (14g) (North Adelaide) (32/41)



## 1983

Position	Team	P	W	L	For	Agst	W/L	%
1	St. Kilda	17	14	3	1,193	1,006	82	118.59
2	Nunawading	17	13	4	1,127	1,021	76	110.38
3	Coburg	17	12	5	1,153	998	71	115.53
4	AIS	18	12	6	1,107	1,029	67	107.58
5	West Adelaide	17	9	8	1,141	1,127	53	101.24
6	North Adelaide	17	7	10	1,038	1,097	41	94.62
7	Brisbane	10	3	7	578	597	30	96.82
8	Bankstown	17	5	12	990	1,012	29	97.83
9	Noarlunga	17	4	13	971	1,193	24	81.39
10	Sutherland	17	3	14	966	1,184	18	81.59

### Grand Final

Nunawading 70 d St Kilda 46

### Semi Final

Nunawading 63 d Coburg 60

St Kilda 72 d AIS 63

## 1983 Player Averages

### Points Per Game

22.2	Julie Nykiel (13g) (Noarlunga)
21.0	Karen Blicavs (12g) (St. Kilda)
19.2	Karin Maar (13g) (Cyms)
18.0	Trish Cockrem (12g) (St. Kilda)
17.3	Sharon Deacon (12g) (Nunawading)
15.2	Jill Hammond (13g) (North Adelaide)
15.2	Robyn Maher (12g) (Nunawading)
14.5	Cass Pujals (13g) (West Adelaide)
12.3	Jan Smithwick (13g) (Cyms)
11.5	Ann Somers (13g) (North Adelaide)

### Field Goal %

50	Julie Nykiel (13g) (Noarlunga) (109/218)
50	Robyn Maher (12g) (Nunawading) (83/1)
50	Debbie Mcleavey (13g) (West Adelaide) (58/116)
50	Karen Blicavs (12g) (St. Kilda) (104/208)
50	Karin Maar (13g) (Cyms) (97/194)
50	Jan Smithwick (13g) (Cyms) (62/124)
50	Jan Morris (13g) (Cyms) (54/108)
50	Raewyn Hampstead (13g) (Cyms) (57/114)
50	Gayle Trevena (10g) (Bankstown) (56/112)
50	Jill Hammond (13g) (North Adelaide) (71/142)

### Fouls

3.9	Julie Frenette (12g) (St. Kilda)
3.8	Leeanne Grantham (6g) (Cyms)
3.7	Paula Martin (10g) (AIS)
3.6	Cass Pujals (13g) (West Adelaide)
3.6	Jill Hammond (13g) (North Adelaide)
3.6	Wendy Laidlaw (10g) (Sutherland)
3.5	Donna Brown (10g) (AIS)
3.4	Mandy Ingersoll (9g) (Bankstown)
3.4	Robyn Maher (12g) (Nunawading)
3.4	Karen Dalton (10g) (Sutherland)

### Foul Shot %

76.1	Julie Nykiel (13g) (Noarlunga) (70/92)
74.7	Jill Hammond (13g) (North Adelaide) (56/75)
64.4	Karin Maar (13g) (Cyms) (56/87)

## 1984

Position	Team	P	W	L	For	Agst	W/L	%
1	West Adelaide	18	14	4	1,234	1,140	78	108.25
2	Nunawading	17	13	4	1,149	997	76	115.25
3	Noarlunga	18	12	6	1,354	1,217	67	111.26
4	North Adelaide	18	12	6	1,179	1,110	67	106.22
5	Bankstown	18	12	6	1,014	981	67	103.36
6	Coburg	17	11	6	1,159	1,051	65	110.28
7	Brisbane	10	5	5	604	537	50	112.48
8	AIS	18	5	13	1,080	1,152	28	93.75
9	Bulleen Melbourne	18	5	13	1,094	1,236	28	88.51
10	St. Kilda	18	3	15	961	1,205	17	79.75
11	Sutherland	18	2	16	1,079	1,281	11	84.23

### Grand Final

Nunawading 78 d West Adelaide 65

### Semi Final

Nunawading 75 d Noarlunga 48

West Adelaide 62 d North Adelaide 60

## 1984 Player Averages

### Points Per Game

27.3	Julie Nykiel (8g) (Noarlunga)
23.4	Robyn Maher (10g) (Nunawading)
20.0	Samantha Thornton (18g) (Bulleen Melb)
19.5	Karen Dalton (13g) (Bankstown)
17.2	Marina Moffa (14g) (North Adelaide)
17.0	Donna Brown (12g) (Noarlunga)
16.9	Karin Maar (17g) (Coburg)
15.3	Karen Blicavs (15g) (Nunawading)
14.9	Pat Mickan (13g) (West Adelaide)
14.5	Bronwyn Marshall (6g) (Brisbane)

### Field Goal %

68.3	Leanne Mickan-Winter (18g) (Noarlunga) (56/82)
67.8	Sandra Morgan (18g) (Noarlunga) (61/90)
64.8	Debbie McLeavey (18g) (West Adelaide) (57/88)
63.5	Gail Henderson (10g) (Brisbane) (47/74)
61.5	Carolyn Pangrazio (18g) (West Adelaide) (48/78)
60.1	Cass Pujals (18g) (West Adelaide) (83/138)
59.2	Susan Bruce (18g) (Noarlunga) (84/142)
56.9	Sue Pickering (17g) (Coburg) (41/72)
55.9	Sandra Gray (14g) (St. Kilda) (38/68)
55.8	Sandra Prettejohn (18g) (Noarlunga) (96/172)

### Fouls

4.3	Lynda Palmer (17g) (Nunawading)
4.1	Marina Moffa (14g) (North Adelaide)
4.1	Susan Bruce (18g) (Noarlunga)
4	Tracey Morris (18g) (St. Kilda)
3.7	Leeanne Grantham (7g) (Brisbane)
3.5	Gail Henderson (10g) (Brisbane)
3.5	Robyn Maher (10g) (Nunawading)
3.4	Kathryn Cummings (18g) (AIS)
3.4	Sandra Gray (14g) (St. Kilda)
3.4	Paula Martin (17g) (Coburg)

### Foul Shot %

93.2	Jenny Cheeseman (8g) (AIS) (41/44)
91.2	Leeanne Grantham (7g) (Brisbane) (31)
87.5	Gayle Trevena (18g) (Bankstown) (35/40)
87.4	Janet Williams (18g) (Sutherland) (76/87)
87.2	Paula Martin (17g) (Coburg) (34/39)
87.0	Debbie McLeavey (18g) (West Adelaide) (40/46)
86.8	Heather Mckinnon (18g) (West Adelaide) (33/3)
86.7	Sandra Prettejohn (18g) (Noarlunga) (26/30)
86.7	Carolyn Pangrazio (18g) (West Adelaide) (26/30)
86.6	Debbie Lee (18g) (Bankstown) (58/67)

## 1985

Position	Team	P	W	L	For	Agst	W/L	%
1	North Adelaide	18	15	3	1,254	969	83	129.41
2	Nunawading	18	14	4	1,322	1,091	78	121.17
3	Noarlunga	18	13	5	1,403	1,146	72	122.43
4	Coburg	18	13	5	1,136	1,070	72	106.17
5	Brisbane	12	7	5	678	680	58	99.71
6	West Adelaide	18	10	8	1,176	1,089	56	107.99
7	St. Kilda	18	9	9	1,131	1,151	50	98.26
8	Bankstown	19	7	12	1,194	1,227	37	97.31
9	AIS	18	3	15	1,173	1,414	17	82.96
10	Bulleen Melbourne	18	3	15	1,031	1,362	17	75.7
11	Sutherland	19	3	16	1,094	1,393	16	78.54

### Grand Final

Coburg 73 d Noarlunga 71

### Semi Final

Coburg 56 d North Adelaide 52

Noarlunga 64 d Nunawading 54

## 1985 Player Averages

### Points Per Game

21.3	Julie Nykiel (13g) (Noarlunga)
20.2	Karen Dalton (19g) (Bankstown)
19.2	Kathy Foster (18g) (North Adelaide)
18.9	Donna Brown (18g) (Noarlunga)
18.8	Bronwyn Marshall (11g) (Brisbane)
18.5	Robyn Maher (18g) (Nunawading)
17.3	Dana Fish (19g) (Sutherland)
16.1	Pat Mickan (18g) (West Adelaide)
15.1	Maree White (17g) (Bankstown)
13.5	Samantha Thornton (13g) (Bulleen Melb)

### Field Goal %

50	Sandra Prettejohn (18g) (Noarlunga) (79/158)
50	Pat Mickan (18g) (West Adelaide) (114/228)
50	Sandra Gray (18g) (St. Kilda) (58/116)
50	Gayle Trevena (18g) (Bankstown) (52/104)
50	Jan Smithwick (17g) (Coburg) (59/118)
50	Karen Lee (17g) (Bulleen Melb) (33/66)
50	Kathryn Cummings (15g) (AIS) (49/98)
50	Kathy Foster (18g) (North Adelaide) (145/290)
50	Laura Giaretto (14g) (North Adelaide) (37/74)
50	Jo Gilbertson (18g) (North Adelaide) (80/160)

### Fouls

4.3	Lynda Palmer (18g) (Nunawading)
4.1	Marina Moffa (18g) (North Adelaide)
3.8	Tracy Scrutton (18g) (West Adelaide)
3.8	Shelley Sandie (16g) (Nunawading)
3.8	Tracey Febey (18g) (AIS)
3.7	Julie Frenette (18g) (St. Kilda)
3.7	Sandra Gray (18g) (St. Kilda)
3.7	Gail Henderson (12g) (Brisbane)
3.7	Robyn Maher (18g) (Nunawading)
3.6	Lauretta Claus (17g) (Bankstown)

### Foul Shot %

84.4	Tracey Browning (18g) (Coburg) (27/32)
83.3	Tracey Morris (18g) (St. Kilda) (45/54)
83.1	Bronwyn Marshall (11g) (Brisbane) (49/59)
79.8	Dana Fish (19g) (Sutherland) (91/114)
79.0	Tina Christie (18g) (Sutherland) (64/81)
77.5	Zorica Mijovic (18g) (St. Kilda) (31/40)
77.5	Vicki Daldy (18g) (North Adelaide) (31/40)
77.2	Lisa Logue (16g) (AIS) (44/57)
76.9	Donna Brown (18g) (Noarlunga) (50/65)
76.5	Maree White (17g) (Bankstown) (39/51)

## 1986

Position	Team	P	W	L	For	Agst	W/L	%
1	Nunawading	24	20	4	1,648	1,356	83	121.53
2	Brisbane	24	18	6	1,728	1,451	75	119.09
3	AIS	24	18	6	1,732	1,465	75	118.23
4	Coburg	24	17	7	1,670	1,501	71	111.26
5	North Adelaide	24	16	8	1,620	1,449	67	111.8
6	Canberra	24	16	8	1,549	1,407	67	110.09
7	West Adelaide	24	14	10	1,647	1,616	58	101.92
8	Noarlunga	24	11	13	1,699	1,552	46	109.47
9	Bankstown	24	8	16	1,493	1,588	33	94.02
10	Tassie	24	8	16	1,502	1,679	33	89.46
11	Geelong	24	5	19	1,534	1,851	21	82.87
12	Bulleen Melbourne	24	5	19	1,362	1,681	21	81.02
13	Sutherland	24	0	24	1,295	1,883	0	68.77

### Grand Final

Nunawading 62 d AIS 51

### Semi Final

AIS 64 d Brisbane 61

Nunawading 65 d Coburg 57

## 1986 Player Averages

### Points Per Game

20.6	Karin Maar (24g) (Coburg)
19.8	Kathy Foster (24g) (Tassie)
19.1	Julie Nykiel (23g) (Noarlunga)
18.0	Samantha Thornton (24g) (Bulleen Melb)
17.8	Bronwyn Marshall (23g) (Brisbane)
16.6	Dana Fish (24g) (Sutherland)
16.5	Robyn Maher (24g) (Nunawading)
16.2	Donna Brown (23g) (Noarlunga)
16.0	Karen Dalton (24g) (Bankstown)
15.2	Pat Mickan (23g) (North Adelaide)

### Field Goal %

50	Susan Bruce (15g) (Noarlunga) (67/134)
50	Chris Saunders (24g) (Coburg) (101/202)
50	Julie Grace (23g) (Bulleen Melb) (106/212)
50	Anne RoBilliard (22g) (AIS) (108/216)
50	Jo Metcalfe (22g) (AIS) (69/138)
50	Jinn Howard (24g) (Brisbane) (70/140)
50	Jenny Cheeseman (24g) (Canberra) (124/248)
50	Jan Stirling (24g) (North Adelaide) (73/146)
50	Tracey Browning (23g) (Nunawading) (69/138)
50	Gaylene Mckay (24g) (Nunawading) (100/200)

### Fouls

3.9	Heather Mckinnon (24g) (West Adelaide)
3.8	Kathryn Cummings (24g) (Canberra)
3.8	Marina Moffa (24g) (North Adelaide)
3.8	Lynda Palmer (20g) (Nunawading)
3.8	Tracy Scrutton (24g) (West Adelaide)
3.7	Michele Timms (24g) (Nunawading)
3.6	Robyn Maher (24g) (Nunawading)
3.5	Julie Grace (23g) (Bulleen Melb)
3.5	Bernie Monda (21g) (Bulleen Melb)
3.4	Pat Mickan (23g) (North Adelaide)

### Foul Shot %

83.6	Sandy Brondello (24g) (AIS) (46/55)
81.5	Kaye Lee Jennette (22g) (West Adelaide) (53/65)
80.8	Shelley Sandie (23g) (Melbourne East) (84/104)
80.6	Leeanne Grantham (16g) (Coburg) (29/36)
79.4	Trish Cockrem (24g) (Brisbane) (100/126)
79.1	Jenny Cheeseman (24g) (Canberra) (102/129)
78.4	Zorica Mijovic (18g) (Geelong) (29/37)
78.3	Robyn Maher (24g) (Nunawading) (101/129)
76.9	Bronwyn Marshall (23g) (Brisbane) (103/134)
76.3	Linda Muir (24g) (Canberra) (29/38)

## 1987

Position	Team	P	W	L	For	Agst	W/L	%
1	Nunawading	20	18	2	1,380	1,160	90	118.97
2	Coburg	20	14	6	1,356	1,241	70	109.27
3	North Adelaide	20	13	7	1,345	1,217	65	110.52
4	West Adelaide	20	13	7	1,362	1,337	65	101.87
5	AIS	20	10	10	1,369	1,327	50	103.17
6	Brisbane	20	10	10	1,299	1,279	50	101.56
7	Noarlunga	20	10	10	1,406	1,388	50	101.3
8	Bankstown	20	8	12	1,238	1,279	40	96.79
9	Canberra	20	7	13	1,116	1,220	35	91.48
10	Tassie	20	4	16	1,120	1,369	20	81.81
11	Bulleen Melbourne	20	3	17	1,192	1,366	15	87.26

## Grand Final

Nunawading 67 d Coburg 59

## Semi Final

Coburg 67 d North Adelaide 60

Nunawading 61 d West Adelaide 52

## 1987 Player Averages

## Points Per Game

20.8	Kathy Foster (20g) (Tassie)
20.4	Samantha Thornton (18g) (Bulleen Melb)
19.8	Julie Nykiel (20g) (Noarlunga)
18.7	Robyn Maher (20g) (Nunawading)
17.9	Tracey Browning (20g) (Nunawading)

## Foul Shot %

79.1	Sandy Brondello (18g) (AIS) (34/43)
78.9	Tracey Browning (20g) (Nunawading) (101/128)
78.8	Jenny Cheeseman (20g) (Canberra) (67/85)
78.8	Bronwyn Marshall (19g) (Brisbane) (52/66)
78.4	Robyn Maher (20g) (Nunawading) (109/139)

## Offensive Rebounds

5.3	Kathy Foster (20g) (Tassie)
4.5	Samantha Thornton (18g) (Bulleen Melb)
4.0	Trina Roberts (20g) (West Adelaide)
3.4	Julie Nykiel (20g) (Noarlunga)
3.3	Pat Mickan (20g) (North Adelaide)

## Total Rebounds

12.3	Samantha Thornton (18g) (Bulleen Melb)
12.1	Kathy Foster (20g) (Tassie)
11.3	Trina Roberts (20g) (West Adelaide)
10.1	Karen Dalton (20g) (Bankstown)
9.2	Julie Nykiel (20g) (Noarlunga)

## Steals

3.3	Donna Brown (20g) (Noarlunga)
3.0	Robyn Maher (20g) (Nunawading)
2.7	Karen Dalton (20g) (Bankstown)
2.5	Jenny Cheeseman (20g) (Canberra)
2.5	Cass Pujals (20g) (West Adelaide)

## Blocked Shots

1.2	Chris Saunders (20g) (Bulleen Melb)
1.1	Sue Geh (19g) (Canberra)
0.9	Tanya Cox (19g) (Nunawading)
0.9	Karen Smith (13g) (AIS)
0.8	Kathy Foster (20g) (Tassie)
0.8	Annette De Jong (20g) (Canberra)

## Field Goal %

53.5	Marisa Rowe (17g) (Coburg) (69/129)
52.3	Anne Robilliard (20g) (AIS) (91/174)
51.4	Julie Nykiel (20g) (Noarlunga) (151/294)
50.5	Sandy Brondello (18g) (AIS) (102/202)
49.4	Rachael Sporn (20g) (West Adelaide) (88/178)

## 3pt %

42.9	Cheryl Chambers (19g) (Coburg) (18/42)
40.0	Kaye Lee Jennette (20g) (West Adelaide) (26/65)
39.6	Debbie Mcleavey (16g) (Noarlunga) (19/48)
38.0	Michele Timms (17g) (Nunawading) (30/79)
37.0	Trish Cockrem (20g) (Brisbane) (17/46)

## Defensive Rebounds

7.8	Samantha Thornton (18g) (Bulleen Melb)
7.3	Trina Roberts (20g) (West Adelaide)
7.2	Karen Dalton (20g) (Bankstown)
6.8	Kathy Foster (20g) (Tassie)
6.4	Robyn Maher (20g) (Nunawading)

## Assists

5.2	Karin Maar (20g) (Coburg)
3.8	Donna Brown (20g) (Noarlunga)
3.2	Sandra Prettejohn (20g) (Noarlunga)
3.2	Trish Cockrem (20g) (Brisbane)
3.1	Maree White (20g) (Bankstown)

## Turnovers

3.7	Tracey Febey (20g) (Tassie)
3.6	Julie Nykiel (20g) (Noarlunga)
3.2	Donna Brown (20g) (Noarlunga)
3.2	Kathy Foster (20g) (Tassie)
3.2	Maree White (20g) (Bankstown)
3.2	Carol Andrews (20g) (Bankstown)

## Fouls

4.0	Lynda Palmer (20g) (Coburg)
4.0	Andree Greenwood (20g) (Tassie)
3.9	Trina Roberts (20g) (West Adelaide)
3.8	Heather Mckinnon (20g) (West Adelaide)
3.8	Marina Moffa (20g) (North Adelaide)

## 1988

Position	Team	P	W	L	For	Agst	W/L	%
1	Nunawading	22	21	1	1,782	1,244	95	143.25
2	North Adelaide	22	18	4	1,559	1,249	82	124.82
3	Bankstown	22	16	6	1,349	1,206	73	111.86
4	West Adelaide	22	14	8	1,508	1,416	64	106.5
5	Canberra	22	13	9	1,654	1,510	59	109.54
6	Coburg	22	13	9	1,632	1,514	59	107.79
7	Noarlunga	22	12	10	1,427	1,460	55	97.74
8	Brisbane	22	11	11	1,425	1,376	50	103.56
9	Perth	22	6	16	1,345	1,480	27	90.88
10	Bulleen Melbourne	22	5	17	1,283	1,468	23	87.4
11	AIS	22	3	19	1,358	1,694	14	80.17
12	Tassie	22	0	22	1,245	1,950	0	63.85

## Grand Final

Nunawading 71 d North Adelaide 43

## Semi Final

North Adelaide 73 d Bankstown 56

Nunawading 81 d West Adelaide 63

## 1988 Player Averages

## Points Per Game

21.5	Julie Nykiel (21g) (Noarlunga)
19.7	Cass Pujals (22g) (West Adelaide)
17.9	Karin Maar (22g) (Coburg)
17.7	Tracey Hill (22g) (Tassie)
17.5	Qui Chen (22g) (Canberra)

## Foul Shot %

87.5	Laura Giarretto (19g) (North Adelaide) (42/48)
87.5	Karen Smith (21g) (Nunawading) (35/40)
83.8	Shelley Sandie (21g) (Nunawading) (57/68)
83.3	Tonya Mason (19g) (AIS) (10/12)
81.4	Gail Henderson (22g) (Brisbane) (83/102)

## Offensive Rebounds

6.3	Debbie Slimmon (19g) (Coburg)
5.0	Rachael Sporn (22g) (West Adelaide)
4.5	Trina Roberts (22g) (Brisbane)
3.1	Lucille Bailie (20g) (AIS)
2.9	Jodi Clues (22g) (Coburg)

## Total Rebounds

12.9	Debbie Slimmon (19g) (Coburg)
12.6	Rachael Sporn (22g) (West Adelaide)
10.5	Trina Roberts (22g) (Brisbane)
9.5	Karen Dalton (22g) (Bankstown)
9.2	Marina Moffa (22g) (North Adelaide)

## Steals

3.6	Donna Brown (21g) (North Adelaide)
3.1	Trish Cockrem (7g) (Brisbane)
3.0	Robyn Maher (21g) (Nunawading)
2.9	Karen Dalton (22g) (Bankstown)
2.6	Fiona Robinson (9g) (Perth)

## Blocked Shots

2.2	Roksana Boreli (6g) (Tassie)
1.4	Trina Roberts (22g) (Brisbane)
1.1	Fiona Robinson (9g) (Perth)
1.1	Lynda Palmer (20g) (Coburg)
1.1	Chris Saunders (22g) (Bulleen Melb)

## Field Goal %

57.7	Julie Nykiel (21g) (Noarlunga) (180/312)
55.6	Trina Roberts (22g) (Brisbane) (139/250)
54.6	Sandy Brondello (22g) (Bankstown) (131/240)
52.6	Jacqui Pearce (15g) (North Adelaide) (20/38)
52.6	Qui Chen (22g) (Canberra) (152/289)
52.6	Rachael Sporn (22g) (West Adelaide) (123/234)

## 3pt %

51.8	Michele Timms (21g) (Nunawading) (44/85)
50.0	Tracey Browning (16g) (Nunawading) (7/14)
43.8	Julie Morton (22g) (AIS) (32/73)
39.1	Sandra Prettejohn (21g) (Noarlunga) (9/23)
35.8	Jo Metcalfe (22g) (West Adelaide) (19/53)

## Defensive Rebounds

7.5	Rachael Sporn (22g) (West Adelaide)
7.0	Karen Dalton (22g) (Bankstown)
6.8	Marina Moffa (22g) (North Adelaide)
6.6	Debbie Slimmon (19g) (Coburg)
6.1	Julie Nykiel (21g) (Noarlunga)

## Assists

5.1	Karin Maar (22g) (Coburg)
4.7	Trish Cockrem (7g) (Brisbane)
4.4	Robyn Maher (21g) (Nunawading)
4.0	Michele Timms (21g) (Nunawading)
3.4	Vicki Daldy (22g) (North Adelaide)

## Turnovers

4.4	Tracey Hill (22g) (Tassie)
4.0	Tracey Febey (20g) (Tassie)
3.9	Julie Morton (22g) (AIS)
3.9	Gail Henderson (22g) (Brisbane)
3.6	Jinn Howard (18g) (Brisbane)
3.6	Sandra Prettejohn (21g) (Noarlunga)

## Fouls

4.0	Lynda Palmer (20g) (Coburg)
3.9	Lucille Bailie (20g) (AIS)
3.8	Fiona Robinson (9g) (Perth)
3.8	Tracy Scrutton (22g) (West Adelaide)
3.7	Debbie Slimmon (19g) (Coburg)

## 1989

Position	Team	P	W	L	For	Agst	W/L	%
1	Nunawading	24	20	4	1,799	1,463	83	122.97
2	Hobart	23	16	7	1,645	1,483	70	110.92
3	North Adelaide	23	18	5	1,586	1,368	78	115.94
4	Bulleen Melbourne	24	16	8	1,850	1,590	67	116.35
5	Sydney	22	14	8	1,455	1,425	64	102.11
6	Brisbane	21	11	10	1,375	1,364	52	100.81
7	West Adelaide	24	13	11	1,626	1,694	54	95.99
8	Melbourne	23	10	13	1,504	1,476	43	101.9
9	Canberra	23	8	15	1,660	1,702	35	97.53
10	Coburg	24	6	18	1,574	1,842	25	85.45
11	Noarlunga	22	3	19	1,361	1,629	14	83.55
12	AIS	24	3	21	1,376	1,732	12	79.45

## Grand Final

Nunawading 80 d Hobart 69

## Semi Final

Nunawading 69 d Bulleen 68

Hobart 69 d North Adelaide 53

## 1989 Player Averages

## Points Per Game

20.3	Kathy Foster (23g) (Tassie)
20.0	Debbie Slimmon (24g) (Bulleen Melb)
18.7	Karin Maar (24g) (Bulleen Melb)
18.4	Qui Chen (19g) (Canberra)
18.3	Trina Roberts (21g) (Brisbane)

## Foul Shot %

88.4	Pat Mickan (23g) (North Adelaide) (38/43)
86.8	Vicki Daldy (19g) (North Adelaide) (46/53)
84.8	Sandy Brondello (19g) (Sydney) (39/46)
83.1	Jenny Cheeseman (23g) (Canberra) (69/83)
82.6	Marina Moffa (22g) (North Adelaide) (38/46)

## Offensive Rebounds

5.2	Rachael Sporn (22g) (West Adelaide)
4.8	Trina Roberts (21g) (Brisbane)
4.8	Debbie Slimmon (24g) (Bulleen Melb)
3.7	Kathy Foster (23g) (Tassie)
3.7	Andree Greenwood (Marquis) (23g) (Tassie)

## Total Rebounds

14.3	Rachael Sporn (22g) (West Adelaide)
13.9	Debbie Slimmon (24g) (Bulleen Melb)
13.9	Trina Roberts (21g) (Brisbane)
10.8	Karen Dalton (20g) (Sydney)
9.6	Kelli Behrens (24g) (Coburg)

## Steals

3.2	Kathy Hahn (22g) (Noarlunga)
3.0	Donna Brown (23g) (North Adelaide)
2.7	Debbie Black (23g) (Tassie)
2.7	Michele Timms (22g) (Nunawading)
2.5	Sandra Prettejohn (19g) (Noarlunga)
2.5	Robyn Maher (10g) (Nunawading)

## Blocked Shots

2.0	Sarah Duncan (15g) (Coburg)
1.3	Trina Roberts (21g) (Brisbane)
1.3	Renae Fegent (24g) (AIS)
1.3	Christine Searson (24g) (Bulleen Melb)
1.2	Jenny Whittle (22g) (AIS)
1.2	Karen Smith (19g) (Tassie)

## Field Goal %

62.0	Trina Roberts (21g) (Brisbane) (147/237)
61.8	Joanne Storer (23g) (Melbourne) (34/55)
56.4	Anne Robilliard (19g) (Sydney) (102/181)
55.2	Jan Stirling (23g) (North Adelaide) (58/105)
52.7	Rachael Sporn (22g) (West Adelaide) (148/281)

## 3pt %

43.1	Cherie Hogg (23g) (Canberra) (22/51)
42.9	Cheryl Chambers (24g) (Bulleen Melb) (18/42)
41.7	Debbie Black (23g) (Tassie) (15/36)
39.8	Michele Timms (22g) (Nunawading) (43/108)
39.0	Tonya Mason (20g) (AIS) (23/59)

## Defensive Rebounds

9.2	Debbie Slimmon (24g) (Bulleen Melb)
9.1	Trina Roberts (21g) (Brisbane)
9.1	Rachael Sporn (22g) (West Adelaide)
7.5	Karen Dalton (20g) (Sydney)
6.5	Kelli Behrens (24g) (Coburg)

## Assists

5.6	Karin Maar (24g) (Bulleen Melb)
4.7	Michele Landon (21g) (Sydney)
4.6	Val Ah Wong (21g) (Brisbane)
4.3	Michele Timms (22g) (Nunawading)
3.7	Vicki Daldy (19g) (North Adelaide)

## Turnovers

4.3	Marisa Rowe (24g) (Coburg)
3.9	Kathy Hahn (22g) (Noarlunga)
3.9	Sandra Prettejohn (19g) (Noarlunga)
3.8	Narelle Fletcher (18g) (AIS)
3.6	Gail Henderson (21g) (Brisbane)
3.5	Sharon Washington (22g) (Noarlunga)

## Fouls

3.9	Kathy Hahn (22g) (Noarlunga)
3.8	Leanne Mickan-Winter (19g) (Noarlunga)
3.8	Andree Greenwood (23g) (Tassie)
3.8	Lisa Logue (Vlahov) (9g) (Noarlunga)
3.6	Robyn Maher (10g) (Nunawading)

## 1990

Position	Team	P	W	L	For	Agst	W/L	%
1	North Adelaide	24	22	2	1,726	1,562	92	110.5
2	Hobart	24	19	5	1,770	1,439	79	123
3	Bulleen Melbourne	24	17	7	1,757	1,548	71	113.5
4	Nunawading	24	17	7	1,773	1,485	71	119.39
5	Melbourne	24	17	7	1,695	1,482	71	114.37
6	AIS	24	16	8	1,692	1,577	67	107.29
7	Sydney	24	13	11	1,533	1,461	54	104.93
8	Perth	24	10	14	1,662	1,640	42	101.34
9	Brisbane	24	9	15	1,520	1,624	38	93.6
10	West Adelaide	24	6	18	1,510	1,662	25	90.85
11	Canberra	24	5	19	1,314	1,697	21	77.43
12	Coburg	24	3	21	1,476	1,794	12	82.27
13	Noarlunga	24	2	22	1,351	1,808	8	74.72

### Grand Final

Nunawading 71 d North Adelaide 43

### Semi Final

North Adelaide 73 d Bankstown 56

Nunawading 81 d West Adelaide 63

## 1990 Player Averages

### Points Per Game

22.3	Debbie Slimmon (24g) (Bulleen Melb)
18.4	Samantha Thornton (20g) (Nunawading)
18.0	Kathy Foster (24g) (Tassie)
18.0	Julie Nykiel (17g) (Noarlunga)
17.7	Jo Metcalfe (22g) (Melbourne)

### Foul Shot %

91.2	Sandy Brondello (21g) (Sydney) (31/34)
87.5	Annie Burgess (24g) (Sydney) (49/56)
85.7	Shelley Sandie (18g) (Nunawading) (48/56)
84.3	Kim Foley (24g) (Melbourne) (91/108)
83.7	Sally Phillips (21g) (AIS) (36/43)

### Offensive Rebounds

6.0	Debbie Slimmon (24g) (Bulleen Melb)
4.6	Trina Roberts (24g) (Brisbane)
4.0	Kathy Foster (24g) (Tassie)
3.7	Sarah Sullivan (20g) (Coburg)
3.6	Andree Greenwood (24g) (Tassie)

### Total Rebounds

13.7	Debbie Slimmon (24g) (Bulleen Melb)
11.9	Trina Roberts (24g) (Brisbane)
10.9	Karen Dalton (21g) (Sydney)
9.9	Sarah Sullivan (20g) (Coburg)
8.9	Julie Nykiel (17g) (Noarlunga)

### Steals

3.4	Michele Timms (20g) (Nunawading)
2.8	Kathy Hahn (16g) (Noarlunga)
2.6	Leteia Hughley (23g) (Perth)
2.5	Debbie Black (24g) (Tassie)
2.4	Donna Brown (24g) (North Adelaide)

### Blocked Shots

2.5	Sarah Sullivan (20g) (Coburg)
1.8	Jenny Whittle (22g) (AIS)
1.3	Trina Roberts (24g) (Brisbane)
1.0	Karen Smith (24g) (Tassie)
1.0	Tanya Fisher (24g) (Perth)

### Field Goal %

60.1	Rachael Sporn (20g) (North Adelaide) (119/198)
55.2	Lucille Hamilton (20g) (Nunawading) (79/143)
54.7	Trina Roberts (24g) (Brisbane) (150/274)
54.1	Karen Smith (24g) (Tassie) (98/181)
52.7	Joanne Hill (22g) (North Adelaide) (29/55)

### 3pt %

44.2	Vicki Daldy (24g) (North Adelaide) (19/43)
44.1	Debbie Black (24g) (Tassie) (26/59)
43.3	Shelley Sandie (18g) (Nunawading) (13/30)
41.8	Michele Timms (20g) (Nunawading) (51/122)
40.3	Narelle Fletcher (24g) (AIS) (31/77)

### Defensive Rebounds

8.1	Karen Dalton (21g) (Sydney)
7.7	Debbie Slimmon (24g) (Bulleen Melb)
7.3	Trina Roberts (24g) (Brisbane)
6.3	Sarah Sullivan (20g) (Coburg)
5.9	Julie Nykiel (17g) (Noarlunga)

### Assists

7.3	Michele Landon (24g) (Sydney)
7.2	Michele Timms (20g) (Nunawading)
5.1	Vicki Daldy (24g) (North Adelaide)
5.0	Val Ah Wong (21g) (Brisbane)
4.0	Debbie Black (24g) (Tassie)
4.0	Robyn Maher (18g) (Tassie)

### Turnovers

4.6	Kathy Hahn (16g) (Noarlunga)
4.6	Valerie Martin (8g) (Canberra)
4.3	Carla Curfman (24g) (Canberra)
4.0	Debbie McLeavey (15g) (Noarlunga)
3.8	Sue Becker (13g) (Noarlunga)

### Fouls

4.3	Sarah Sullivan (20g) (Coburg)
4.1	Carla Curfman (24g) (Canberra)
4.0	Vicki Sporn (Dawe) (11g) (Coburg)
3.9	Sue Becker (13g) (Noarlunga)
3.8	Heather McKinnon (24g) (West Adelaide)



## 1991

Position	Team	P	W	L	For	Agst	W/L	%
1	Tassie	22	18	4	1,515	1,256	82	120.62
2	Nunawading	22	18	4	1,702	1,518	82	112.12
3	Perth	22	15	7	1,486	1,351	68	109.99
4	North Adelaide	22	13	9	1,589	1,427	59	111.35
5	Canberra	22	12	10	1,470	1,471	55	99.93
6	Bulleen Melbourne	22	11	11	1,581	1,539	50	102.73
7	Melbourne	22	11	11	1,468	1,495	50	98.19
8	AIS	22	10	12	1,544	1,555	45	99.29
9	Sydney	22	10	12	1,332	1,370	45	97.23
10	Brisbane	22	9	13	1,424	1,423	41	100.07
11	Noarlunga	22	5	17	1,376	1,701	23	80.89
12	West Adelaide	22	0	22	1,304	1,685	0	77.39

**Grand Final**

Hobart 67 Nunawading 64

**Preliminary Final**

Hobart 74 d Perth 61

**Semi Final**

Perth 82 d North Adelaide 72

Nunawading 78 d Hobart 73

## 1991 Player Averages

**Points Per Game**

21.8	Jo Metcalfe (22g) (Melbourne)
21.5	Samantha Thornton (22g) (Nunawading)
19.5	Debbie Slimmon (22g) (Bulleen Melb)
19.2	Shelley Sandie (22g) (Nunawading)
17.2	Sue Collins (22g) (Noarlunga)

**Foul Shot %**

91.2	Sally Phillips (22g) (AIS) (52/57)
85.1	Sandy Brondello (22g) (Brisbane) (57/67)
84.3	Debbie Black (22g) (Tassie) (43/51)
84.1	Trina Roberts (22g) (Brisbane) (58/69)
84.0	Jenny Whittle (22g) (AIS) (42/50)

**Offensive Rebounds**

5.1	Debbie Slimmon (22g) (Bulleen Melb)
4.0	Trina Roberts (22g) (Brisbane)
3.9	Fiona Robinson (22g) (Perth)
3.4	Samantha Thornton (22g) (Nunawading)
2.9	Annie Burgess (22g) (Sydney)
2.9	Trisha Fallon (22g) (AIS)

**Total Rebounds**

12.7	Debbie Slimmon (22g) (Bulleen Melb)
11.8	Trina Roberts (22g) (Brisbane)
10.4	Fiona Robinson (22g) (Perth)
10.2	Samantha Thornton (22g) (Nunawading)
9.6	Karen Dalton (22g) (Sydney)

**Steals**

3.6	Michele Timms (22g) (Perth)
2.8	Debbie Black (22g) (Tassie)
2.7	Kathy Hahn (22g) (Noarlunga)
2.7	Narelle Fletcher (22g) (Canberra)
2.5	Robyn Maher (22g) (Tassie)
2.5	Sandy Brondello (22g) (Brisbane)
2.5	Michele Landon (22g) (Sydney)
2.5	Jo Metcalfe (22g) (Melbourne)

**Blocked Shots**

2.6	Jenny Whittle (22g) (AIS)
2.2	Renae Fegent (22g) (Canberra)
1.4	Trina Roberts (22g) (Brisbane)
1.3	Karen Smith (19g) (Tassie)
1.1	Tanya Fisher (19g) (Perth)

**Field Goal %**

58.2	Lucille Hamilton (22g) (Nunawading) (117/201)
53.4	Kim Foley (22g) (Tassie) (132/247)
53.1	Samantha Thornton (22g) (Nunawading)
51.9	Tanya Fisher (19g) (Perth) (69/133)
51.7	Rachael Sporn (22g) (North Adelaide) (148/286)
51.7	Natasha Bargeus (22g) (Perth) (120/232)
51.7	Regina Kirk (5g) (Melbourne) (31/60)

**3pt %**

42.9	Debbie Black (22g) (Tassie) (21/49)
39.2	Narelle Fletcher (22g) (Canberra) (29/74)
35.8	Roslyn Heal (22g) (Melbourne) (29/81)
35.3	Tracey Browning (22g) (Nunawading) (24/68)
35.3	Shelley Sandie (22g) (Nunawading) (12/34)

**Defensive Rebounds**

7.8	Trina Roberts (22g) (Brisbane)
7.6	Jenny Whittle (22g) (AIS)
7.6	Debbie Slimmon (22g) (Bulleen Melb)
7.0	Renae Fegent (22g) (Canberra)
6.9	Samantha Thornton (22g) (Nunawading)

**Assists**

7.2	Michele Landon (22g) (Sydney)
5.9	Vicki Daldy (22g) (North Adelaide)
4.8	Michele Timms (22g) (Perth)
4.4	Tracey Browning (22g) (Nunawading)
4.1	Robyn Maher (22g) (Tassie)

**Turnovers**

3.8	Michele Landon (22g) (Sydney)
3.5	Raquel Connell (22g) (Noarlunga)
3.5	Samantha Thornton (22g) (Nunawading)
3.5	Sally Phillips (22g) (AIS)
3.3	Sue Collins (22g) (Noarlunga)

**Fouls**

4.5	Anne Halsne (13g) (West Adelaide)
3.8	Heather McKinnon (22g) (West Adelaide)
3.6	Jo Metcalfe (22g) (Melbourne)
3.5	Tracy Scrutton (22g) (West Adelaide)
3.4	Sue Becker (22g) (Noarlunga)
3.4	Renae Fegent (22g) (Canberra)

## 1992

Position	Team	P	W	L	For	Agst	W/L	%
1	Perth	20	17	3	1,579	1,236	85	127.75
2	Melbourne	20	15	5	1,350	1,190	75	113.45
3	Dandenong	20	14	6	1,465	1,343	70	109.08
4	Canberra	20	11	9	1,418	1,417	55	100.07
5	West Adelaide	20	11	9	1,322	1,380	55	95.8
6	Bulleen Melbourne	20	10	10	1,342	1,367	50	98.2
7	Adelaide City	20	8	12	1,395	1,385	40	100.72
8	Tassie	20	7	13	1,244	1,312	35	94.8
9	Sydney	20	7	13	1,289	1,342	35	96.05
10	AIS	20	6	14	1,258	1,397	30	90.05
11	Brisbane	20	4	16	1,185	1,478	20	80.18

### Grand Final

Perth 58 d Dandenong 54

### Preliminary Final

Dandenong 67 d Melbourne 57

### Semi Final

Dandenong 67 d Canberra 65

Perth 54 d Melbourne 52

## 1992 Player Averages

### Points Per Game

17.7	Jodie Murphy (20g) (Canberra)
17.4	Michelle Brogan (18g) (Adelaide City)
16.2	Regina Days (20g) (Dandenong)
15.7	Annie Burgess (20g) (Sydney)
15.3	Debbie Slimmon (20g) (Bulleen Melb)

### Foul Shot %

86.5	Jodie Murphy (20g) (Canberra) (115/133)
86.4	Kim Foley (20g) (Tassie) (70/81)
85.6	Annie Burgess (20g) (Sydney) (83/97)
83.8	Allison Tranquilli (20g) (Melbourne) (67/80)
83.6	Kirsten Marie Brendel (18g) (Sydney) (56/67)

### Offensive Rebounds

5.6	Debbie Slimmon (20g) (Bulleen Melb)
4.5	Rhonda Corkeron (20g) (West Adelaide)
3.4	Regina Days (20g) (Dandenong)
3.2	Kathy Foster (20g) (Tassie)
3.1	Trina Roberts (20g) (Adelaide City)

### Total Rebounds

11.9	Debbie Slimmon (20g) (Bulleen Melb)
9.9	Trina Roberts (20g) (Adelaide City)
9.7	Regina Days (20g) (Dandenong)
9.2	Michelle Brogan (18g) (Adelaide City)
8.7	Rhonda Corkeron (20g) (West Adelaide)

### Steals

3.5	Debbie Black (20g) (Tassie)
3.1	Rhonda Corkeron (20g) (West Adelaide)
3.0	Regina Days (20g) (Dandenong)
2.5	Michele Landon (20g) (Sydney)
2.3	Annie Burgess (20g) (Sydney)
2.3	Joanne Hill (20g) (AIS)

### Blocked Shots

2.7	Renae Fegent (19g) (Canberra)
1.4	Carla Boyd (18g) (AIS)
1.2	Tracey Dyt (20g) (Canberra)
1.1	Rhonda Corkeron (20g) (West Adelaide)
0.9	Anne Robilliard (20g) (Brisbane)

### Field Goal %

60.8	Maryanne Briggs (17g) (Perth) (127/209)
60.7	Regina Days (20g) (Dandenong) (125/206)
57.0	Michelle Brogan (18g) (Adelaide City) (114/200)
56.8	Jenny Whittle (11g) (Brisbane) (63/111)
54.9	Kirsten Marie Brendel (18g) (Sydney) (101/184)

### 3pt %

44.3	MicHele Timms (17g) (Perth) (35/79)
40.7	Cheryl Chambers (20g) (Bulleen Melb) (22/54)
37.0	Narelle Fletcher (20g) (Canberra) (27/73)
35.8	Tracey Febey (20g) (Tassie) (39/109)
33.9	Kaye Lee Jennette (11g) (Adelaide City) (20/59)

### Defensive Rebounds

6.9	Trina Roberts (20g) (Adelaide City)
6.4	Regina Days (20g) (Dandenong)
6.3	Debbie Slimmon (20g) (Bulleen Melb)
6.2	Michelle Brogan (18g) (Adelaide City)
5.9	Renae Fegent (19g) (Canberra)

### Assists

7.9	Michele Landon (20g) (Sydney)
3.7	Val Ah Wong (20g) (Brisbane)
3.2	Michelle Gubbels (20g) (Dandenong)
3.1	Tracey Browning (20g) (Dandenong)
3.1	Debbie Black (20g) (Tassie)
3.1	Annie Burgess (20g) (Sydney)

### Turnovers

3.7	Val Ah Wong (20g) (Brisbane)
3.5	Michele Landon (20g) (Sydney)
3.5	Rhonda Corkeron (20g) (West Adelaide)
3.3	Narelle Fletcher (20g) (Canberra)
3.3	Janie Fitzgerald (20g) (Brisbane)

### Fouls

3.9	Carla Boyd (18g) (AIS)
3.6	Debbie Slimmon (20g) (Bulleen Melb)
3.4	Renae Fegent (19g) (Canberra)
3.4	Janine Adnum (20g) (Sydney)
3.4	Trina Roberts (20g) (Adelaide City)
3.4	Nerida Jeffrey (18g) (AIS)

## 1993

Position	Team	P	W	L	For	Agst	W/L	%
1	Sydney	18	17	1	1,308	1,021	94	128.11
2	Adelaide	18	16	2	1,353	1,053	89	128.49
3	Perth	18	12	6	1,284	1,170	67	109.74
4	Dandenong	18	10	8	1,243	1,220	56	101.89
5	Melbourne	18	9	9	1,214	1,158	50	104.84
6	AIS	18	8	10	1,067	1,246	44	85.63
7	Bulleen Melbourne	18	7	11	1,175	1,246	39	94.3
8	Canberra	18	7	11	1,202	1,309	39	91.83
9	Brisbane	18	2	16	1,095	1,288	11	85.02
10	Tassie	18	2	16	1,086	1,316	11	82.52

### Grand Final

Sydney 65 d Perth 64

### Preliminary Final

Perth 68 d Adelaide 66 (OT)

### Semi Final

Sydney 64 d Adelaide 59 (OT)

Perth 83 d Dandenong 68

## 1993 Player Averages

### Points Per Game

18.7	Samantha Thornton (18g) (Dandenong)
18.2	Karen Smith (17g) (Tassie)
17.8	Allison Tranquilli (18g) (Melbourne)
17.1	Shelley Sandie (16g) (Sydney)
16.8	Rachael Sporn (18g) (Adelaide)

### Foul Shot %

91.9	Kerryn Henderson (18g) (Melbourne) (34/37)
83.1	Michelle Brogan (15g) (Adelaide) (64/77)
82.0	Allison Tranquilli (18g) (Melbourne) (73/89)
81.1	Lucille Hamilton (18g) (Tassie) (60/74)
80.0	Jo Metcalfe (18g) (Melbourne) (56/70)

### Offensive Rebounds

5.7	Debbie Slimmon (16g) (Bulleen Melb)
3.8	Rachael Sporn (18g) (Adelaide)
3.6	Regina Days (18g) (Dandenong)
3.4	Rhonda Corkeron (18g) (Perth)
3.3	Karen Dalton (18g) (Sydney)
3.3	Karen Smith (17g) (Tassie)

### Total Rebounds

13.1	Debbie Slimmon (16g) (Bulleen Melb)
10.5	Karen Dalton (18g) (Sydney)
10.4	Rachael Sporn (18g) (Adelaide)
9.8	Karen Smith (17g) (Tassie)
9.4	Diana Sadovnikova (14g) (Canberra)

### Steals

3.5	Debbie Black (18g) (Tassie)
3.0	Rhonda Corkeron (18g) (Perth)
3.0	Rachael Sporn (18g) (Adelaide)
2.7	Vicki Daldy (17g) (Adelaide)
2.6	Kristi Harrower (18g) (AIS)
2.6	Narelle Fletcher (17g) (Canberra)

### Blocked Shots

2.6	Diana Sadovnikova (14g) (Canberra)
2.2	Renaefegent (18g) (Canberra)
2.1	Jenny Whittle (15g) (Brisbane)
1.6	Maryanne Briggs (16g) (Perth)
1.4	Rachael Sporn (18g) (Adelaide)

### Field Goal %

56.2	Regina Days (18g) (Dandenong) (104/185)
54.3	Trisha Fallon (18g) (Sydney) (119/219)
53.2	Michelle Brogan (15g) (Adelaide) (82/154)
51.9	Lucille Hamilton (18g) (Tassie) (110/212)
51.3	Marianna Vlahov (17g) (Perth) (20/39)

### 3pt %

47.1	Michelle Gubbels (18g) (Dandenong) (16/34)
46.3	Lisa Maclean (12g) (Perth) (25/54)
43.8	Sally Phillips (15g) (Dandenong) (14/32)
39.5	Allison Tranquilli (18g) (Melbourne) (17/43)
39.5	Annie Burgess (17g) (Sydney) (15/38)

### Defensive Rebounds

7.4	Debbie Slimmon (16g) (Bulleen Melb)
7.2	Karen Dalton (18g) (Sydney)
6.9	Samantha Thornton (18g) (Dandenong)
6.8	Renaefegent (18g) (Canberra)
6.7	Jenny Whittle (15g) (Brisbane)

### Assists

7.9	Michele Landon (18g) (Sydney)
6.6	Michele Timms (16g) (Perth)
4.2	Vicki Daldy (17g) (Adelaide)
3.9	Kristi Harrower (18g) (AIS)
3.9	Sally Phillips (15g) (Dandenong)
3.9	Sandy Brondello (11g) (Brisbane)

### Turnovers

4.5	Narelle Fletcher (17g) (Canberra)
3.8	Karen Smith (17g) (Tassie)
3.7	Michele Landon (18g) (Sydney)
3.6	Jenny Whittle (15g) (Brisbane) (110/212)
3.3	Renaefegent (18g) (Canberra)

### Fouls

3.7	Debbie Black (18g) (Tassie)
3.6	Renaefegent (18g) (Canberra)
3.3	Diana Sadovnikova (14g) (Canberra)
3.3	Lucille Hamilton (18g) (Tassie)
3.3	Debbie Slimmon (16g) (Bulleen Melb)

## 1994

Position	Team	P	W	L	For	Agst	W/L	%
1	Adelaide	18	16	2	1,336	1,018	89	131.24
2	Sydney	18	14	4	1,288	1,084	78	118.82
3	Melbourne	18	14	4	1,303	1,109	78	117.49
4	Perth	18	12	6	1,277	1,087	67	117.48
5	Dandenong	18	10	8	1,231	1,148	56	107.23
6	Brisbane	18	8	10	1,306	1,357	44	96.24
7	Canberra	18	7	11	1,198	1,295	39	92.51
8	Bulleen Melbourne	18	5	13	1,241	1,337	28	92.82
9	AIS	18	4	14	995	1,276	22	77.98
10	Tassie	18	0	18	974	1,438	0	67.73

### Grand Final

Adelaide 84 d Melbourne 77 (OT)

### Preliminary Final

Melbourne 74 d Perth 64

### Semi Final

Adelaide 84 d Melbourne 82

Perth 62 d Sydney 58

## 1994 Player Averages

### Points Per Game

20.0	Shelley Sandie (17g) (Sydney)
20.0	Sandy Brondello (17g) (Brisbane)
19.1	Samantha Thornton (16g) (Dandenong)
17.6	Jodie Murphy (16g) (Canberra)
17.5	Lucille Hamilton (18g) (Tassie)

### Foul Shot %

88.1	Sandy Brondello (17g) (Brisbane) (74/84)
86.4	Allison Tranquilli (16g) (Melbourne) (57/66)
84.8	Vicki Daldy (18g) (Adelaide) (39/46)
84.4	Shelley Sandie (17g) (Sydney) (81/96)
82.5	Nerida Jeffrey (18g) (Brisbane) (33/40)

### Offensive Rebounds

5.8	Debbie Slimmon (18g) (Bulleen Melb)
4.3	Elena Minaeva (10g) (Perth)
3.2	Kate Alexander (9g) (AIS)
3.1	Rachael Sporn (17g) (Adelaide)
3.1	Karen Dalton (17g) (Sydney)

### Total Rebounds

13.5	Debbie Slimmon (18g) (Bulleen Melb)
9.8	Jenny Whittle (17g) (Brisbane)
9.3	Samantha Thornton (16g) (Dandenong)
8.4	Lucille Hamilton (18g) (Tassie)
8.4	Jodie Murphy (16g) (Canberra)
8.4	Karen Dalton (17g) (Sydney)

### Steals

3.2	Robyn Maher (17g) (Sydney)
3.2	Annie Burgess (17g) (Brisbane)
3.0	Tully Bevilacqua (18g) (Perth)
2.6	Michele Timms (16g) (Perth)
2.6	Kerryn Owens (18g) (Canberra)

### Blocked Shots

2.9	Jenny Whittle (17g) (Brisbane)
1.8	Jouliia Goureeva (18g) (Canberra)
1.6	Samantha Tomlinson (13g) (Melbourne)
1.6	Diana Sadovnikova (16g) (Canberra)
1.4	Elena Minaeva (10g) (Perth)
1.4	Maryanne Briggs (18g) (Melbourne)

### Field Goal %

55.8	Joanne Hill (18g) (Adelaide) (92/165)
54.1	Lin Liu (7g) (Tassie) (20/37)
51.6	Regina Days (18g) (Dandenong) (96/186)
50.6	Sandy Brondello (17g) (Brisbane) (133/263)
50.0	Janine Adnum (8g) (Brisbane) (16/32)

### 3pt %

47.2	Samantha Tomlinson (13g) (Melbourne) (17/36)
40.5	Michele Landon (18g) (Sydney) (15/37)
40.0	Kerryn Owens (18g) (Canberra) (20/50)
38.5	Cheryl Chambers (15g) (Bulleen Melb) (25/65)
37.8	Fiona Robinson (17g) (Perth) (14/37)

### Defensive Rebounds

8.2	Jenny Whittle (17g) (Brisbane)
7.7	Debbie Slimmon (18g) (Bulleen Melb)
6.9	Lucille Hamilton (18g) (Tassie)
6.8	Samantha Thornton (16g) (Dandenong)
6.1	Jodie Murphy (16g) (Canberra)

### Assists

5.9	Michele Timms (16g) (Perth)
5.8	Michele Landon (18g) (Sydney)
4.9	Vicki Daldy (18g) (Adelaide)
3.7	Robyn Maher (17g) (Sydney)
3.7	Annie Burgess (17g) (Brisbane)

### Turnovers

5.8	Vanessa Selden (8g) (Tassie)
5.1	Stacey Dabner (18g) (Tassie)
4.5	Lucille Hamilton (18g) (Tassie)
3.9	Fiona Dabate (8g) (Tassie)
3.7	Annie Burgess (17g) (Brisbane)

### Fouls

3.8	Kate Alexander (9g) (AIS)
3.6	Melissa McClure (11g) (AIS)
3.5	Diana Sadovnikova (16g) (Canberra)
3.4	Debbie Slimmon (18g) (Bulleen Melb)
3.4	Fiona Robinson (17g) (Perth)
3.4	Robyn Maher (17g) (Sydney)

## 1995

Position	Team	P	W	L	For	Agst	W/L	%
1	Adelaide	18	16	2	1,340	976	89	137.3
2	Sydney	18	16	2	1,374	1,088	89	126.29
3	Melbourne	18	13	5	1,320	1,087	72	121.44
4	Perth	18	12	6	1,285	1,117	67	115.04
5	Brisbane	18	10	8	1,340	1,244	56	107.72
6	Canberra	18	8	10	1,283	1,381	44	92.9
7	Bulleen Melbourne	18	6	12	1,172	1,293	33	90.64
8	Dandenong	18	4	14	1,086	1,320	22	82.27
9	AIIS	18	4	14	1,040	1,314	22	79.15
10	Tassie	18	1	17	997	1,417	6	70.36

### Grand Final

Adelaide 50 d Melbourne 43

### Preliminary Final

Melbourne 69 d Sydney 56

### Semi Final

Melbourne 60 d Perth 39

Adelaide 73 d Sydney 63

## 1995 Player Averages

### Points Per Game

19.8	Sandy Brondello (18g) (Brisbane)
19.3	Rachael Sporn (18g) (Adelaide)
17.9	Shelley Sandie (17g) (Sydney)
17.2	Latonya McGhee (17g) (Canberra)
16.9	Debbie Slimmon (18g) (Bulleen Melb)

### Foul Shot %

88.2	Sandy Brondello (18g) (Brisbane) (82/93)
87.5	Shelley Sandie (17g) (Sydney) (42/48)
86.9	Lucille Hamilton (18g) (Tassie) (53/61)
84.8	Katrina Springer (10g) (Tassie) (39/46)
83.3	Kerryn Owens (18g) (Canberra) (45/54)

### Offensive Rebounds

5.2	Debbie Slimmon (18g) (Bulleen Melb)
4.4	Rachael Sporn (18g) (Adelaide)
4.4	Latonya McGhee (17g) (Canberra)
3.4	Rhonda Corkeron (18g) (Sydney)
2.9	Michelle Brogan (17g) (Adelaide)
2.9	Elena Minaeva (17g) (Perth)

### Total Rebounds

12.6	Debbie Slimmon (18g) (Bulleen Melb)
10.4	Latonya McGhee (17g) (Canberra)
9.1	Rachael Sporn (18g) (Adelaide)
8.7	Jenny Whittle (18g) (Brisbane)
8.0	Michelle Brogan (17g) (Adelaide)

### Steals

3.3	Michele Timms (18g) (Sydney)
2.8	Tully Bevilaqua (17g) (Perth)
2.7	Robyn Maher (18g) (Sydney)
2.4	Cherie Hogg (18g) (Canberra)
2.1	Michelle Cleary (8g) (Melbourne)
2.1	Sandy Brondello (18g) (Brisbane)
2.1	Kerryn Owens (18g) (Canberra)
2.1	Rachael Sporn (18g) (Adelaide)

### Blocked Shots

2.8	Jenny Whittle (18g) (Brisbane)
1.5	Jouliia Goureeva (17g) (Dandenong)
1.5	Samantha Tomlinson (17g) (Melbourne)
1.2	Katrina Springer (10g) (Tassie)
1.2	Latonya McGhee (17g) (Canberra)

### Field Goal %

54.8	Trisha Fallon (15g) (Sydney) (92/168)
53.5	Gina Stevens (17g) (Perth) (99/185)
52.0	Emily Wetzel (18g) (Canberra) (53/102)
51.4	Marla Maupin (14g) (Brisbane) (37/72)
51.4	Rhonda Corkeron (18g) (Sydney) (75/146)

### 3pt %

44.1	Gina Stevens (17g) (Perth) (15/34)
39.8	Michele Timms (18g) (Sydney) (35/88)
38.5	Tracey Browning (18g) (Dandenong) (40/104)
36.7	Suzi Rayment (18g) (Dandenong) (11/30)
35.2	Kerryn Owens (18g) (Canberra) (25/71)

### Defensive Rebounds

7.4	Jenny Whittle (18g) (Brisbane)
7.4	Debbie Slimmon (18g) (Bulleen Melb)
6.1	Latonya McGhee (17g) (Canberra)
5.2	Tully Bevilaqua (17g) (Perth)
5.1	Michelle Brogan (17g) (Adelaide)

### Assists

5.3	Michele Timms (18g) (Sydney)
4.3	Sandy Brondello (18g) (Brisbane)
4.1	Robyn Maher (18g) (Sydney)
4	Tully Bevilaqua (17g) (Perth)
3.9	Michelle Brogan (17g) (Adelaide)

### Turnovers

4.4	Cherie Hogg (18g) (Canberra)
3.9	Melissa McClure (18g) (AIIS)
3.8	Natasha Bargeus (18g) (Perth)
3.8	Kerry Claydon (18g) (Tassie)
3.3	Kerryn Owens (18g) (Canberra)

### Fouls

3.5	Chika Emeagi (18g) (AIIS)
3.5	Kate Alexander (18g) (Brisbane)
3.4	Lucille Hamilton (18g) (Tassie)
3.4	Tanya Robinson (18g) (Brisbane)
3.4	Cherie Hogg (18g) (Canberra)
3.3	Kate Paterson (18g) (Canberra)

## 1996

Position	Team	P	W	L	For	Agst	W/L	%
1	Sydney	18	17	1	1,431	1,178	94	121.48
2	Adelaide	18	16	2	1,302	1,071	89	121.57
3	Bulleen Melb	18	14	4	1,224	1,190	78	102.86
4	Perth	18	11	7	1,341	1,216	61	110.28
5	Brisbane	18	9	9	1,413	1,388	50	101.8
6	Dandenong	18	9	9	1,308	1,259	50	103.89
7	Melbourne	18	6	12	1,204	1,204	33	100
8	Canberra	18	5	13	1,288	1,394	28	92.4
9	Tassie	18	2	16	1,137	1,454	11	78.2
10	AIS	18	1	17	1,059	1,353	6	78.27

### Grand Final

Adelaide 80 d Sydney 65

### Preliminary Final

Adelaide 87 d Perth 55

### Semi Final

Perth 75 d Bulleen 58

Sydney 57 d Adelaide 54

### Qualifying Final

Perth 95 d Brisbane 62

## 1996 Player Averages

### Points Per Game

20.8	Gina Stevens (18g) (Perth)
19.3	Rachael Sporn (17g) (Adelaide)
18.4	Jenny Whittle (17g) (Brisbane)
18.1	Michele Timms (15g) (Sydney)
17.8	Trisha Fallon (17g) (Sydney)
17.8	Fiona Robinson (17g) (Canberra)

### Foul Shot %

91.9	Allison Tranquilli (18g) (Dandenong) (68/74)
91.2	Michelle Cleary (16g) (Bulleen Melb) (31/34)
90.9	Michele Timms (15g) (Sydney) (40/44)
88.4	Sandy Brondello (10g) (Brisbane) (38/43)
87.1	Annie Burgess (18g) (Sydney) (27/31)

### Offensive Rebounds

3.2	Debbie Slimmon (18g) (Bulleen Melb)
3.1	Lucille Hamilton (18g) (Dandenong)
2.9	Catherine Lahanas (18g) (Tassie)
2.9	Heather Burge (13g) (Melbourne)
2.8	Trisha Fallon (17g) (Sydney)

### Total Rebounds

11.1	Jenny Whittle (17g) (Brisbane)
8.7	Debbie Slimmon (18g) (Bulleen Melb)
8.7	Bev Obringer (16g) (Canberra)
7.5	Fiona Robinson (17g) (Canberra)
7.4	Lucille Hamilton (18g) (Dandenong)

### Steals

5.1	Debbie Black (17g) (Tassie)
3.5	Tully Bevilaqua (18g) (Perth)
2.6	Michele Timms (15g) (Sydney)
2.2	Carla Boyd (17g) (Adelaide)
2.2	Kristl Harrower (18g) (Melbourne)

### Blocked Shots

4.1	Jenny Whittle (17g) (Brisbane)
1.2	Nicole Guy-Rees (18g) (Melbourne)
1.2	Tracey Braithwaite (16g) (AIS)
1.1	Jouliia Goureeva (15g) (Canberra)
1.1	Maryanne Briggs (10g) (Perth)

### Field Goal %

61.9	Sally Barney (13g) (Brisbane) (26/42)
58.1	Rachael Sporn (17g) (Adelaide) (147/253)
57.8	Trisha Fallon (17g) (Sydney) (126/218)
56.5	Tracey Braithwaite (16g) (AIS) (48/85)
56.4	Sophie Von Saldern (18g) (Brisbane) (88/156)

### 3pt %

48.5	Michele Timms (15g) (Sydney) (48/99)
44.2	Rachael Sporn (17g) (Sydney) (19/43)
43.6	Jo Metcalfe (18g) (Bulleen Melb) (24/55)
39.7	Kristy Baker (18g) (Bulleen Melb) (25/63)
39.2	Michelle Cleary (16g) (Bulleen Melb) (20/51)

### Defensive Rebounds

9.0	Jenny Whittle (17g) (Brisbane)
6.3	Bev Obringer (16g) (Canberra)
5.6	Debbie Slimmon (18g) (Bulleen Melb)
5.1	Samantha Thornton (16g) (Dandenong)
5.0	Jo Metcalfe (18g) (Bulleen Melb)

### Assists

4.9	Debbie Black (17g) (Tassie)
4.8	Sandy Brondello (10g) (Brisbane)
4.6	Michele Timms (15g) (Sydney)
4.1	Robyn Maher (17g) (Sydney)
3.9	Jo Metcalfe (18g) (Bulleen Melb)
3.9	Kristi Harrower (18g) (Melbourne)
3.9	Michelle Brogan (17g) (Adelaide)

### Turnovers

3.9	Fiona Robinson (17g) (Canberra)
3.8	Debbie Black (17g) (Tassie)
3.5	Allison Tranquilli (18g) (Dandenong)
3.4	Robyn Maher (17g) (Sydney)
3.3	Michele Timms (15g) (Sydney)

### Fouls

4.3	Natalie Ayres (11g) (Tassie)
4.2	Andree Greenwood (Marquis) (18g) (Tassie)
3.9	Debbie Black (17g) (Tassie)
3.5	Heather Burge (13g) (Melbourne)
3.4	Sophie Von Saldern (18g) (Brisbane)
3.4	Maryanne Briggs (10g) (Perth)

## 1997

Position	Team	P	W	L	For	Agst	W/L	%
1	Sydney	18	18	0	1,277	967	100	132.06
2	Adelaide	18	14	4	1,236	1,061	78	116.49
3	Melbourne	18	12	6	1,092	1,061	67	102.92
4	Dandenong	18	9	9	1,226	1,204	50	101.83
5	AIS	16	5	11	961	1,113	31	86.34
6	Canberra	18	6	12	1,207	1,301	33	92.77
7	Brisbane	18	6	12	1,148	1,258	33	91.26
8	Perth	18	5	13	1,135	1,154	28	98.35
9	Bulleen Melbourne	18	5	13	1,106	1,269	28	87.16

### Grand Final

Sydney 61 d Adelaide 56

### Preliminary Final

Sydney 57 d Melbourne 54

### Semi Final

Melbourne 57 d AIS 48

Adelaide 58 d Sydney 54

### Qualifying Final

AIS 76 d Dandenong 66

## 1997 Player Averages

### Points Per Game

22.2	Rachael Sporn (18g) (Adelaide)
20.7	Allison Tranquilli (18g) (Bulleen Melb)
19.5	Fiona Robinson (17g) (Canberra)
18.6	Trisha Fallon (18g) (Sydney)
16.9	Jenny Whittle (18g) (Brisbane)

### Foul Shot %

90.1	Allison Tranquilli (18g) (Bulleen Melb) (82/91)
87.5	Jenny Gardiner (18g) (Brisbane) (28/32)
85.7	Michelle Brogan (18g) (Sydney) (42/49)
82.9	Janie Fitzgerald (13g) (Brisbane) (34/41)
82.4	Tully Bevilaqua (18g) (Perth) (28/34)

### Offensive Rebounds

4.0	Rhonda Corkeron (18g) (Sydney)
3.9	Rachael Sporn (18g) (Adelaide)
3.6	Chika Emeagi (14g) (Melbourne)
3.3	Regina Days (18g) (Dandenong)
3.3	Lauren Jackson (16g) (AIS)
3.3	Carla Boyd (15g) (Adelaide)

### Total Rebounds

10.3	Rachael Sporn (18g) (Adelaide)
9.5	Carla Boyd (15g) (Adelaide)
8.7	Michelle Brogan (18g) (Sydney)
8.7	Rhonda Corkeron (18g) (Sydney)
8.6	Jenny Whittle (18g) (Brisbane)

### Steals

3.1	Tully Bevilaqua (18g) (Perth)
2.9	Jenny Evans (18g) (Brisbane)
2.4	Trisha Fallon (18g) (Sydney)
2.1	Robyn Maher (17g) (Sydney)
2.0	Carla Boyd (15g) (Adelaide)
2.0	Kristi Harrower (17g) (Melbourne)

### Blocked Shots

2.9	Jenny Whittle (18g) (Brisbane)
1.5	Carla Boyd (15g) (Adelaide)
1.4	Rhonda Corkeron (18g) (Sydney)
1.1	Melissa McClure (18g) (Perth)
1.0	Renae Fegent (8g) (Bulleen Melb)

### Field Goal %

55.7	Rachael Sporn (18g) (Adelaide) (176/316)
55.2	Marianna Vlahov (17g) (Perth) (79/143)
54.8	Laura Howlett (16g) (Sydney) (17/31)
52.4	Alicia Poto (12g) (Sydney) (33/63)
50.9	Penny Taylor (16g) (AIS) (55/108)

### 3pt %

44.2	Trisha Fallon (18g) (Sydney) (19/43)
39.3	Annie Burgess (18g) (Sydney) (22/56)
38.5	Allison Tranquilli (18g) (Bulleen Melb) (15/39)
38.2	Kellie Abrams (18g) (Canberra) (13/34)
37.2	Desiree Glaubitz (16g) (AIS) (16/43)

### Defensive Rebounds

6.9	Jenny Whittle (18g) (Brisbane)
6.4	Rachael Sporn (18g) (Adelaide)
6.3	Carla Boyd (15g) (Adelaide)
5.7	Michelle Brogan (18g) (Sydney)
5.7	Tanya Haave (17g) (Canberra)

### Assists

4.9	Robyn Maher (17g) (Sydney)
4.4	Tully Bevilaqua (18g) (Perth)
4.4	Kristi Harrower (17g) (Melbourne)
4.2	Annie Burgess (18g) (Sydney)
3.7	Kate Cohen (18g) (Bulleen Melb)

### Turnovers

3.7	Kristen Veal (15g) (AIS)
3.6	Fiona Robinson (17g) (Canberra)
3.5	Jenny Whittle (18g) (Brisbane)
3.5	Narelle Henry (11g) (Perth)
3.2	Annie Burgess (18g) (Sydney)
3.2	Allison Tranquilli (18g) (Bulleen Melb)

### Fouls

3.4	Melissa McClure (18g) (Perth)
3.4	Fiona Robinson (17g) (Canberra)
3.3	Tania Dhu (18g) (Adelaide)
3.1	Rebecca Brincat (18g) (Dandenong)
3.1	Janie Fitzgerald (13g) (Brisbane)
3.1	Tully Bevilaqua (18g) (Perth)
3.1	Kim Wielens (18g) (Canberra)

## 1998

Position	Team	P	W	L	For	Agst	W/L	%
1	Sydney	12	10	2	783	681	83	114.98
2	Adelaide	12	9	3	827	722	75	114.54
3	Perth	12	8	4	775	714	67	108.54
4	AIS	12	8	4	877	811	67	108.14
5	Melbourne	12	7	5	768	692	58	110.98
6	Dandenong	12	7	5	823	751	58	109.59
7	Bulleen Melbourne	12	3	9	764	849	25	89.99
8	Canberra	12	2	10	750	910	17	82.42
9	Brisbane	12	0	12	728	965	0	75.44

### Grand Final

Adelaide 67 d Sydney 56

### Preliminary Final

Adelaide 81 d AIS 54

### Semi Final

AIS 84 d Perth 70

Sydney 61 d Adelaide 42

## 1998 Player Averages

### Points Per Game

19.3	Allison Tranquilli (12g) (Bulleen Melb)
18.3	Michelle Brogan (12g) (Sydney)
16.8	Lucille Hamilton (12g) (Dandenong)
16.2	Lauren Jackson (11g) (AIS)
16.2	Rachael Sporn (12g) (Adelaide)

### Foul Shot %

88.0	Allison Tranquilli (12g) (Bulleen Melb) (44/50)
83.3	Jenny Whittle (12g) (Perth) (25/30)
81.3	Lucille Hamilton (12g) (Dandenong) (26/32)
78.8	Narelle Fletcher (12g) (Perth) (26/33)
78.8	Natasha Bargeus (12g) (Perth) (26/33)

### Offensive Rebounds

4.2	Michelle Brogan (12g) (Sydney)
3.8	Rhonda Corkeron (12g) (Sydney)
3.6	Lauren Jackson (11g) (AIS)
3.6	Lucille Hamilton (12g) (Dandenong)
3.2	Rachael Sporn (12g) (Adelaide)

### Total Rebounds

11.3	Lucille Hamilton (12g) (Dandenong)
10.8	Michelle Brogan (12g) (Sydney)
10.6	Lauren Jackson (11g) (AIS)
8.4	Jenny Whittle (12g) (Perth)
8.2	Carla Boyd (12g) (Adelaide)

### Steals

4.1	Tully Bevilaqua (9g) (Perth)
3.6	Jenny Evans (9g) (Brisbane)
2.2	Rhonda Corkeron (12g) (Sydney)
2.1	Kristi Harrower (12g) (Melbourne)
1.9	Joanne Hill (12g) (Adelaide)
1.9	Michelle Brogan (12g) (Sydney)

### Blocked Shots

3.3	Jenny Whittle (12g) (Perth)
1.4	Rhonda Corkeron (12g) (Sydney)
1.3	Carla Boyd (12g) (Adelaide)
0.9	Karen Smith (12g) (Canberra)
0.9	Lauren Jackson (11g) (AIS)

### Field Goal %

61.6	Kelly Lemezs (12g) (Melbourne) (45/73)
59.0	Julie Ofosoki (12g) (Dandenong) (23/39)
54.4	Lauren Jackson (11g) (AIS) (68/125)
52.9	Tully Bevilaqua (9g) (Perth) (27/51)
51.5	Karen Reus (12g) (Bulleen Melb) (17/33)

### 3pt %

50.0	Kim Wielens (12g) (Canberra) (18/36)
44.2	Desiree Glaubitz (12g) (AIS) (19/43)
44.1	Sally Phillips (12g) (Dandenong) (15/34)
42.9	Annie Burgess (10g) (Sydney) (15/35)
38.9	Jae Kingi (12g) (Adelaide) (14/36)

### Defensive Rebounds

7.8	Lucille Hamilton (12g) (Dandenong)
7.0	Lauren Jackson (11g) (AIS)
6.9	Jenny Whittle (12g) (Perth)
6.7	Michelle Brogan (12g) (Sydney)
5.6	Carla Boyd (12g) (Adelaide)

### Assists

5.6	Robyn Maher (11g) (Sydney)
4.8	Kristen Veal (12g) (AIS)
4.6	Narelle Fletcher (12g) (Perth)
4.5	Annie Burgess (10g) (Sydney)
4.3	Sally Phillips (12g) (Dandenong)

### Turnovers

4.1	Annie Burgess (10g) (Sydney)
3.9	Kristen Veal (12g) (AIS)
3.2	Tricia Bader (9g) (Brisbane)
3.2	Robyn Maher (11g) (Sydney)
3.2	Allison Tranquilli (12g) (Bulleen Melb)

### Fouls

4.0	Kate Paterson (12g) (Canberra)
3.9	Clare Barnard (9g) (Brisbane)
3.8	Kim Wielens (12g) (Canberra)
3.5	Carla Boyd (12g) (Adelaide)
3.3	Nicky Simpson (12g) (Melbourne)



## 1998/99

Position	Team	P	W	L	For	Agst	W/L	%
1	AIS	21	16	5	1,633	1,518	76	107.58
2	Perth	21	14	7	1,537	1,321	67	116.35
3	Adelaide	21	12	9	1,409	1,353	57	104.14
4	Melbourne	21	11	10	1,315	1,234	52	106.56
5	Bulleen Melbourne	21	11	10	1,371	1,410	52	97.23
6	Sydney	21	10	11	1,333	1,279	48	104.22
7	Dandenong	21	6	15	1,375	1,555	29	88.42
8	Canberra	21	4	17	1,306	1,609	19	81.17

### Grand Final

AIS 88 d Perth 79

### Preliminary Final

Perth 67 d Adelaide 46

### Semi Final

AIS 81 d Perth 62

Adelaide 63 d Melbourne 54

## 1998/99 Player Averages

### Points Per Game

23.2	Lauren Jackson (20g) (AIS)
20.6	Rachael Sporn (21g) (Adelaide)
20.0	Shelley Sandie (21g) (Canberra)
16.5	Gina Stevens (21g) (Perth)
16.0	Allison Tranquilli (21g) (Bulleen Melb)

### Foul Shot %

83.7	Shelley Sandie (21g) (Canberra) (72/86)
81.6	Allison Tranquilli (21g) (Bulleen Melb) (80/98)
80.0	Rohanee Cox (21g) (Perth) (40/50)
77.9	Gina Stevens (21g) (Perth) (81/104)
77.6	Annie Burgess (21g) (Sydney) (52/67)
77.6	Eleanor Sharp (21g) (Canberra) (38/49)

### Offensive Rebounds

4.1	Allie Douglas (21g) (Dandenong)
3.7	Rhonda Corkeron (18g) (Sydney)
3.1	Lauren Jackson (20g) (AIS)
3.0	Lucille Hamilton (21g) (Dandenong)
2.6	Rachael Sporn (21g) (Adelaide)

### Total Rebounds

11.9	Lauren Jackson (20g) (AIS)
9.1	Allie Douglas (21g) (Dandenong)
8.5	Lucille Hamilton (21g) (Dandenong)
8.1	Rachael Sporn (21g) (Adelaide)
8.1	Rhonda Corkeron (18g) (Sydney)

### Steals

2.4	Tully Bevilaqua (20g) (Perth)
2.1	Alicia Poto (21g) (Sydney)
2.1	Joanne Hill (21g) (Adelaide)
1.8	Jade Hyett (18g) (Dandenong)
1.7	Robyn Maher (21g) (Sydney)

### Blocked Shots

2.5	Jenny Whittle (21g) (Perth)
2.2	Lauren Jackson (20g) (AIS)
1.3	Karen Smith (20g) (Canberra)
0.9	Tracey Braithwaite (21g) (Adelaide)
0.9	Rhonda Corkeron (18g) (Sydney)
0.9	Kim Wielens (18g) (Canberra)

### Field Goal %

54.1	Lauren Jackson (20g) (AIS) (192/355)
52.8	Rachael Sporn (21g) (Adelaide) (170/322)
52.6	Penny Taylor (20g) (AIS) (90/171)
51.1	Suzy Batkovic (17g) (AIS) (72/141)
50.6	Melissa McClure (21g) (Perth) (82/162)

### 3pt %

41.9	Rohanee Cox (21g) (Perth) (13/31)
41.7	Alicia Poto (21g) (Sydney) (48/115)
38.1	Natalie Porter (18g) (Dandenong) (16/42)
37.3	Kristen Veal (17g) (AIS) (22/59)
37.2	Michelle Cleary (21g) (Bulleen Melb) (16/43)

### Defensive Rebounds

8.9	Lauren Jackson (20g) (AIS)
6.5	Jenny Whittle (21g) (Perth)
5.5	Rachael Sporn (21g) (Adelaide)
5.5	Lucille Hamilton (21g) (Dandenong)
5.1	Karen Smith (20g) (Canberra)

### Assists

6.6	Kristen Veal (17g) (AIS)
5.6	Kristi Harrower (21g) (Melbourne)
4.4	Robyn Maher (21g) (Sydney)
3.9	Michele Timms (18g) (Bulleen Melb)
3.9	Annie Burgess (21g) (Sydney)
3.9	Narelle Fletcher (21g) (Perth)

### Turnovers

4.3	Kristen Veal (17g) (AIS)
4.2	Annie Burgess (21g) (Sydney)
3.7	Robyn Maher (21g) (Sydney)
3.6	Rachael Sporn (21g) (Adelaide)
3.5	Sally Phillips (21g) (Dandenong)
3.5	Kristi Harrower (21g) (Melbourne)

### Fouls

3.7	Allie Douglas (21g) (Dandenong)
3.5	Kim Wielens (18g) (Canberra)
3.4	Robyn Maher (21g) (Sydney)
3.2	Joanne Hill (21g) (Adelaide)
3.1	Shelley Sandie (21g) (Canberra)
3.1	Tully Bevilaqua (20g) (Perth)

## 1999/00

Position	Team	P	W	L	For	Agst	W/L	%
1	Canberra	21	16	5	1,547	1,416	76.00	109.25
2	Adelaide	21	13	8	1,296	1,198	62.00	108.18
3	Bulleen Melbourne	21	11	10	1,405	1,354	52.00	103.77
4	Perth	21	11	10	1,334	1,300	52.00	102.62
5	Dandenong	21	11	10	1,416	1,454	52.00	97.39
6	Sydney	21	10	11	1,322	1,264	48.00	104.59
7	Melbourne	21	10	11	1,422	1,387	48.00	102.52
8	AIS	21	2	19	1,178	1,547	10.00	76.15

### Grand Final

Canberra 67 d Adelaide 50

### Preliminary Final

Canberra 80 d Bulleen 66

### Semi Final

Adelaide 91 d Canberra 84

Bulleen 61 d Perth 60

## 1998/00 Player Averages

### Points Per Game

23.4	Lauren Jackson (18g) (Canberra)
20.7	Trisha Fallon (21g) (Sydney)
17.6	Kristin Folkl (21g) (Melbourne)
15.8	Michelle Brogan (10g) (Melbourne)
15.1	Kristi Harrower (21g) (Melbourne)

### Foul Shot %

88.1	Shelley Sandie (21g) (Canberra) (59/67)
85.0	Allison Tranquilli (21g) (Bulleen Melb) (68/80)
80.6	Kristi Harrower (21g) (Melbourne) (58/72)
78.7	Karen Smith (18g) (Canberra) (59/75)
77.9	Chika Emeagi (21g) (Perth) (53/68)

### Offensive Rebounds

3.4	Allie Douglas (21g) (Dandenong)
3.2	Chika Emeagi (21g) (Perth)
2.9	Rhonda Corkeron (21g) (Sydney)
2.8	Trisha Fallon (21g) (Sydney)
2.6	Natalie Porter (21g) (Bulleen Melb)

### Total Rebounds

9.8	Kristin Folkl (21g) (Melbourne)
8.9	Chika Emeagi (21g) (Perth)
7.8	Allie Douglas (21g) (Dandenong)
7.0	Suzy Batkovic (21g) (Sydney)
6.9	Trisha Fallon (21g) (Sydney)
6.9	Penny Taylor (21g) (Dandenong)

### Steals

2.9	Tully Bevilaqua (21g) (Perth)
2.2	Joanne Hill (21g) (Adelaide)
2.1	Penny Taylor (21g) (Dandenong)
1.9	Michelle Cleary (21g) (Bulleen Melb)
1.8	Jae Kingi (21g) (Adelaide)

### Blocked Shots

1.9	Kristin Folkl (21g) (Melbourne)
1.4	Jenny Whittle (21g) (Bulleen Melb)
1.3	Suzy Batkovic (21g) (Sydney)
1.1	Chika Emeagi (21g) (Perth)
0.8	Tracey Braithwaite (21g) (Adelaide)

### Field Goal %

56.9	Kristin Folkl (21g) (Melbourne) (149/262)
52.2	Lauren Jackson (18g) (Canberra) (154/295)
50.5	Suzy Batkovic (21g) (Sydney) (99/196)
48.7	Kim Wielens (21g) (Canberra) (55/113)
48.4	Tully Bevilaqua (21g) (Perth) (77/159)

### 3pt %

38.1	Jae Kingi (21g) (Adelaide) (24/63)
34.5	Kristi Harrower (21g) (Melbourne) (41/119)
34.3	Belinda Snell (21g) (AIS) (37/108)
34.1	Trisha Fallon (21g) (Sydney) (29/85)
31.6	Narelle Fletcher (21g) (Perth) (36/114)

### Defensive Rebounds

7.5	Kristin Folkl (21g) (Melbourne)
5.7	Chika Emeagi (21g) (Perth)
5.0	Jenny Whittle (21g) (Bulleen Melb)
4.5	Suzy Batkovic (21g) (Sydney)
4.5	Penny Taylor (21g) (Dandenong)
4.5	Kristen Veal (21g) (Canberra)

### Assists

4.9	Kristen Veal (21g) (Canberra)
4.9	Kristi Harrower (21g) (Melbourne)
3.8	Tully Bevilaqua (21g) (Perth)
3.2	Narelle Fletcher (21g) (Perth)
3.0	Robyn Maher (21g) (Sydney)
3.0	Michelle Cleary (21g) (Bulleen Melb)

### Turnovers

4.9	Kristen Veal (21g) (Canberra)
4.6	Belinda Snell (21g) (AIS)
3.6	Allison Tranquilli (21g) (Bulleen Melb)
3.6	Kristi Harrower (21g) (Melbourne)
3.4	Alison O'Dwyer (21g) (AIS)

### Fouls

3.4	Tully Bevilaqua (21g) (Perth)
3.4	Suzy Batkovic (21g) (Sydney)
3.4	Chika Emeagi (21g) (Perth)
3.3	Kristen Veal (21g) (Canberra)
3.3	Kristin Folkl (21g) (Melbourne)

## 2000/01

Position	Team	P	W	L	For	Agst	W/L	%
1	Canberra	21	17	4	1,639	1,427	81	114.86
2	Sydney	21	16	5	1,742	1,560	76	111.67
3	Adelaide	21	15	6	1,561	1,316	71	118.62
4	Dandenong	21	15	6	1,612	1,416	71	113.84
5	AIS	21	7	14	1,399	1,558	33	89.79
6	Bulleen Melb	21	7	14	1,468	1,662	33	88.33
7	Perth	21	4	17	1,494	1,753	19	85.23
8	Melbourne	21	3	18	1,434	1,657	14	86.54

### Grand Final

Sydney 69 d Canberra 65

### Preliminary Final

Sydney 78 d Dandenong 72

### Semi Final

Dandenong 83 d Adelaide 71

Canberra 73 d Sydney 56

## 2000/01 Player Averages

### Points Per Game

25.5	Penny Taylor (21g) (Dandenong)
21.6	Lauren Jackson (20g) (Canberra)
17.7	Michelle Brogan (9g) (Melbourne)
17.3	Shelley Sandie (21g) (Canberra)
17.2	Belinda Snell (21g) (Sydney)

### Foul Shot %

93.2	Gina Stevens (20g) (Bulleen Melb) (82/88)
85.1	Shelley Sandie (21g) (Canberra) (86/101)
84.7	Belinda Snell (21g) (Sydney) (50/59)
81.5	Natalie Hughes (20g) (Sydney) (44/54)
81.1	Lauren Jackson (20g) (Canberra) (103/127)

### Offensive Rebounds

4.5	Rhonda Corkeron (21g) (Sydney)
4.5	Allie Douglas (21g) (Dandenong)
3.4	Lauren Jackson (20g) (Canberra)
3.3	Rachael Sporn (21g) (Adelaide)
3.1	Suzy Batkovic (20g) (Sydney)
3.1	Shelley Hammonds (18g) (AIS)

### Total Rebounds

14.2	Lauren Jackson (20g) (Canberra)
10.5	Allie Douglas (21g) (Dandenong)
10.3	Penny Taylor (21g) (Dandenong)
10	Rachael Sporn (21g) (Adelaide)
9.2	Rhonda Corkeron (21g) (Sydney)

### Steals

2.5	Penny Taylor (21g) (Dandenong)
2.0	Jae Kingi (19g) (Adelaide)
2.0	Rhonda Corkeron (21g) (Sydney)
2.0	Michelle Brogan (9g) (Melbourne)
1.8	Natasha O'Brien (20g) (Bulleen Melb)

### Blocked Shots

4.3	Lauren Jackson (20g) (Canberra)
2.1	Marita Payne (21g) (Dandenong)
1.6	Christine Boyd (21g) (Perth)
1.3	Rhonda Corkeron (21g) (Sydney)
1.3	Tracey Braithwaite (21g) (Adelaide)

### Field Goal %

53.5	Allie Douglas (21g) (Dandenong) (108/202)
52.2	Lucille Hamilton (21g) (Canberra) (117/224)
48.8	Lauren Jackson (20g) (Canberra) (157/322)
48.0	Monica Bello (15g) (Bulleen Melb) (24/50)
47.9	Eleanor Sharp (21g) (Canberra) (93/194)

### 3pt %

42.4	Jae Kingi (19g) (Adelaide) (28/66)
41.9	Eleanor Sharp (21g) (Canberra) (13/31)
40.9	Jo Myers (19g) (Dandenong) (18/44)
40.3	Belinda Snell (21g) (Sydney) (58/144)
39.7	Deanna Smith (21g) (Adelaide) (27/68)

### Defensive Rebounds

10.8	Lauren Jackson (20g) (Canberra)
7.5	Penny Taylor (21g) (Dandenong)
6.6	Rachael Sporn (21g) (Adelaide)
6.2	Natalie Porter (21g) (Bulleen Melb)
6.1	Michelle Brogan (9g) (Melbourne)

### Assists

6.6	Annie Burgess (21g) (Sydney)
5.1	Kristen Veal (21g) (Canberra)
5.0	Kate Cohen (21g) (Bulleen Melb)
4.4	Sharin Milner (19g) (Melbourne)
3.8	Narelle Fletcher (21g) (Perth)

### Turnovers

4.0	Lara Dinkins (21g) (Perth)
4.0	Kate Cohen (21g) (Bulleen Melb)
3.9	Annie Burgess (21g) (Sydney)
3.8	Narelle Fletcher (21g) (Perth)
3.8	Shelley Sandie (21g) (Canberra)

### Fouls

4.0	Aneka Kerr (21g) (Melbourne)
3.6	Natalie Porter (21g) (Bulleen Melb)
3.4	Kristen Veal (21g) (Canberra)
3.4	Eleanor Sharp (21g) (Canberra)
3.3	Laura Summerton (21g) (AIS)
3.3	Alison O'Dwyer (20g) (Sydney)
3.3	Melissa McClure (21g) (Perth)

## 2001/02

Position	Team	P	W	L	For	Agst	W/L	%
1	Adelaide	21	17	4	1,488	1,259	80.95	118.19
2	Canberra	21	15	6	1,581	1,408	71.43	112.29
3	Dandenong	21	15	6	1,613	1,457	71.43	110.71
4	Sydney	21	13	8	1,599	1,523	61.9	104.99
5	AIS	21	11	10	1,505	1,551	52.38	97.03
6	Bulleen Melbourne	21	6	15	1,417	1,554	28.57	91.18
7	Perth	21	4	17	1,313	1,611	19.05	81.5
8	Townsville	21	3	18	1,533	1,686	14.29	90.93

### Grand Final

Canberra 75 d Sydney 69

### Preliminary Final

Sydney 66 d Adelaide 64

### Semi Final

Canberra 66 d Adelaide 62

Sydney 98 d Dandenong 85

## 2001/02 Player Averages

### Points Per Game

28.5	Penny Taylor (20g) (Dandenong)
24.3	Lauren Jackson (13g) (Canberra)
20.0	Suzy Batkovic (21g) (Townsville)
18.0	Natalie Hughes (21g) (Sydney)
16.6	Rachael Sporn (21g) (Adelaide)

### Foul Shot %

100	Deanna Smith (15g) (Adelaide) (19/19)
92.6	Katrina Hibbert (20g) (Bulleen Melb) (25/27)
90.7	Kylie Galloway (21g) (Townsville) (49/54)
90.0	Kate Smith (11g) (Dandenong) (9/10)
90.0	Kristen Veal (8g) (Canberra) (9/10)

### Offensive Rebounds

3.8	Rachael Sporn (21g) (Adelaide)
3.5	Suzy Batkovic (21g) (Townsville)
3.2	Penny Taylor (20g) (Dandenong)
3.1	Hollie Grima (21g) (AIS)
3.1	Lauren Jackson (13g) (Canberra)
3.1	Michelle Brogan (14g) (Adelaide)

### Total Rebounds

12.2	Suzy Batkovic (21g) (Townsville)
11.8	Lauren Jackson (13g) (Canberra)
10.0	Rachael Sporn (21g) (Adelaide)
9.4	Penny Taylor (20g) (Dandenong)
8.4	Hollie Grima (21g) (AIS)

### Steals

2.5	Melissa McClure (21g) (Perth)
2.4	Emily McInerney (21g) (Dandenong)
2.2	Penny Taylor (20g) (Dandenong)
1.8	Jae Kingi (21g) (Adelaide)
1.7	Suzy Batkovic (21g) (Townsville)

### Blocked Shots

3.4	Lauren Jackson (13g) (Canberra)
2.1	Suzy Batkovic (21g) (Townsville)
2.1	Jacinta Hamilton (21g) (Canberra)
1.6	Tracey Braithwaite (21g) (Adelaide)
1.5	Christine Boyd (21g) (Perth)

### Field Goal %

52.7	Lauren Jackson (13g) (Canberra) (118/224)
51.8	Allie Douglas (10g) (Dandenong) (59/114)
50.0	Lucille Hamilton (15g) (Canberra) (82/164)
48.7	Suzy Batkovic (21g) (Townsville) (167/343)
48.4	Michelle Musselwhite (14g) (Dandenong) (77/159)
48.4	Tracey Braithwaite (21g) (Adelaide) (61/126)

### 3pt %

40.8	Jessica Foley (21g) (AIS) (31/76)
40.5	Lauren Jackson (13g) (Canberra) (15/37)
40.0	Deanna Smith (15g) (Adelaide) (16/40)
39.5	Jae Kingi (21g) (Adelaide) (34/86)
37.7	Larrisa Cavanagh (21g) (Bulleen Melb) (23/61)

### Defensive Rebounds

8.7	Suzy Batkovic (21g) (Townsville)
8.7	Lauren Jackson (13g) (Canberra)
6.2	Penny Taylor (20g) (Dandenong)
6.2	Rachael Sporn (21g) (Adelaide)
5.5	Christine Boyd (21g) (Perth)

### Assists

4.8	Jae Kingi (21g) (Adelaide)
4.6	Annie Burgess (21g) (Sydney)
4.2	Emily McInerney (21g) (Dandenong)
4.0	Michelle Brogan (14g) (Adelaide)
3.8	Melissa McClure (21g) (Perth)

### Turnovers

4.4	Deanne Ranford (21g) (Perth)
4.0	Natalie Porter (16g) (Townsville)
3.8	Jessica Mahony (12g) (AIS)
3.7	Melissa McClure (21g) (Perth)
3.3	Kim Morcom (21g) (Perth)

### Fouls

3.9	Natalie Porter (16g) (Townsville)
3.6	Kim Morcom (21g) (Perth)
3.5	Kylie Galloway (21g) (Townsville)
3.5	Alison O'Dwyer (21g) (Sydney)
3.4	Suzy Batkovic (21g) (Townsville)

## 2002/03

Position	Team	P	W	L	For	Agst	W/L	%
1	Canberra	21	16	5	1,636	1,368	76.00	119.59
2	Townsville	21	15	6	1,547	1,452	71.00	106.54
3	Sydney	21	14	7	1,543	1,437	67.00	107.98
4	Adelaide	21	12	9	1,400	1,289	57.00	108.61
5	Dandenong	21	11	10	1,577	1,540	52.00	102.40
6	Bulleen Melbourne	21	6	15	1,384	1,577	29.00	87.76
7	Perth	21	6	15	1,331	1,524	29.00	87.34
8	AIS	21	4	17	1,313	1,544	19.00	85.04

### Grand Final

Canberra 69 d Sydney 67

### Preliminary Final

Sydney 83 d Townsville 78

### Semi Final

Canberra 68 d Townsville 67

Sydney 72 d Adelaide 70 (OT)

## 2002/03 Player Averages

### Points Per Game

27.2	Lauren Jackson (17g) (Canberra)
17.6	Carly Wilson (21g) (Dandenong)
17.0	Shelley Hammonds (21g) (Sydney)
15.5	Jennifer Crouse (21g) (Perth)
15.2	Belinda Snell (21g) (Sydney)

### Foul Shot %

84.3	Belinda Snell (21g) (Sydney) (59/70)
82.9	Gina Stevens (21g) (Townsville) (63/76)
81.9	Lauren Jackson (17g) (Canberra) (104/127)
81.5	Jodie Datson (21g) (Townsville) (75/92)
80.3	Kristen Veal (21g) (Canberra) (57/71)

### Offensive Rebounds

3.9	Jennifer Crouse (21g) (Perth)
3.7	Rohanee Cox (16g) (PerTh)
3.6	Lauren Jackson (17g) (Canberra)
3.3	Hollie Grima (21g) (AIS)
3.2	Rachael Sporn (19g) (Adelaide)

### Total Rebounds

11.6	Lauren Jackson (17g) (Canberra)
10.6	Hollie Grima (21g) (AIS)
10.5	Jennifer Crouse (21g) (Perth)
9.0	Rachael Sporn (19g) (Adelaide)
8.8	Allie Douglas (12g) (Dandenong)

### Steals

2.6	Narelle Fletcher (21g) (Dandenong)
2.0	Jessica Mahony (21g) (Adelaide)
1.9	Larissa Cavanagh (21g) (Bulleen Melb)
1.9	Kristen Veal (21g) (Canberra)
1.9	Rohanee Cox (16g) (Perth)

### Blocked Shots

4.2	Jennifer Crouse (21g) (Perth)
2.9	Lauren Jackson (17g) (Canberra)
1.6	Larissa Cavanagh (21g) (Bulleen Melb)
1.5	Hollie Grima (21g) (AIS)
1.4	Carly Wilson (21g) (Dandenong)

### Field Goal %

54.4	Lauren Jackson (17g) (Canberra) (173/318)
48.5	Sharin Milner (21g) (Bulleen Melb) (80/165)
47.7	Jennifer Crouse (21g) (Perth) (137/287)
45.9	Chelsea Laing (19g) (Dandenong) (50/109)
45.0	Narelle Lindsay (21g) (Sydney) (72/160)
45.0	Tegan Fowler (21g) (Bulleen Melb) (67/149)

### 3pt %

38.1	Carly Wilson (21g) (Dandenong) (24/63)
37.8	Gina Stevens (21g) (Townsville) (31/82)
37.3	Natalie Hughes (21g) (Sydney) (25/67)
33.8	Deanna Smith (21g) (Adelaide) (23/68)
33.8	Tania Heritage (21g) (Townsville) (24/71)

### Defensive Rebounds

8.0	Lauren Jackson (17g) (Canberra)
7.2	Hollie Grima (21g) (AIS)
6.6	Jennifer Crouse (21g) (Perth)
6.1	Allie Douglas (12g) (Dandenong)
6.0	Melissa McClure (21g) (Perth)

### Assists

5.4	Kristen Veal (21g) (Canberra)
5.0	Narelle Fletcher (21g) (Dandenong)
4.4	Sharin Milner (21g) (Bulleen Melb)
4.2	Jodie Datson (21g) (Townsville)
4.0	Kellie Abrams (18g) (Canberra)

### Turnovers

4.2	Melissa McClure (21g) (Perth)
4.2	Kim Morcom (21g) (Perth)
3.9	Kristen Veal (21g) (Canberra)
3.7	Narelle Fletcher (21g) (Dandenong)
3.5	Jodie Datson (21g) (Townsville)

### Fouls

3.8	Rohanee Cox (16g) (Perth)
3.6	Kim Morcom (21g) (Perth)
3.6	Kristen Veal (21g) (Canberra)
3.4	Jennifer Crouse (21g) (Perth)
3.4	Eleanor Sharp (13g) (Canberra)
3.4	Larissa Cavanagh (21g) (Bulleen Melb)
3.4	Natalie Porter (21g) (Townsville)

## 2003/04

Position	Team	P	W	L	For	Agst	W/L	%
1	Dandenong Rangers	21	17	4	1478	1194	80.00	123.8
2	Sydney Uni	21	13	8	1537	1404	62.00	109.5
3	Adelaide Lightning	21	13	8	1426	1277	62.00	111.7
4	Canberra Capitals	21	13	8	1468	1331	62.00	110.3
5	Townsville Fire	21	12	9	1506	1425	57.00	105.7
6	Bulleen Boomers	21	11	10	1508	1472	52.00	102.4
7	AIS	21	5	16	1307	1549	24.00	84.4
8	Perth Lynx	21	0	21	1101	1679	0.00	

### Grand Final

Dandenong 63 d Sydney Uni 53

### Preliminary Final

Sydney Uni 65 d Adelaide 61

### Semi Final

Dandenong 85 d Sydney Uni 68

Adelaide 72 d Canberra 63

## 2003/04 Player Averages

### Points Per Game

27.9	Lauren Jackson (14g) (Canberra)
16.5	Belinda Snell (21g) (Sydney Uni)
16.1	Shelley Hammonds (20g) (Sydney Uni)
15.3	Katrina Hibbert (21g) (Bulleen Melb)
14.9	Jacinta Hamilton (17g) (Dandenong)

### Foul Shot %

87.2	Jessica Bibby (21g) (Dandenong) (41/47)
84.0	Gina Stevens (21g) (Townsville) (79/94)
84.0	Michelle Brogan (15g) (Adelaide) (42/50)
83.3	Larissa Cavanagh (20g) (Bulleen Melb) (30/36)
81.8	Carly Wilson (21g) (Dandenong) (27/33)

### Offensive Rebounds

4.6	Lauren Jackson (14g) (Canberra)
3.1	Allie Douglas (21g) (Dandenong)
3.0	Jacinta Hamilton (17g) (Dandenong)
2.9	Natalie Love (18g) (Perth)
2.9	Claudia Brassard (20g) (Townsville)
2.9	Laura Summerton (21g) (Adelaide)

### Total Rebounds

13.8	Lauren Jackson (14g) (Canberra)
8.5	Gabrielle Richards (21g) (AIS)
8.1	Jacinta Hamilton (17g) (Dandenong)
8.0	Belinda Snell (21g) (Sydney Uni)
7.9	Rachael Sporn (19g) (Adelaide)

### Steals

2.0	Katrina Hibbert (21g) (Bulleen Melb)
2.0	Emily McInerny (21g) (Dandenong)
2.0	Gina Stevens (21g) (Townsville)
1.9	Jodie Datson (21g) (Townsville)
1.8	Hanna Zavec (17g) (AIS)
1.8	Belinda Snell (21g) (Sydney Uni)
1.8	Larissa Cavanagh (20g) (Bulleen Melb)
1.8	Lauren Jackson (14g) (Canberra)

### Blocked Shots

2.4	Lauren Jackson (14g) (Canberra)
1.4	Jacinta Hamilton (17g) (Dandenong)
1.3	Carly Wilson (21g) (Dandenong)
1.2	Hanna Zavec (17g) (AIS)

### Field Goal %

54.7	Rachel Warren (15g) (AIS) (35/64)
50.0	Lauren Jackson (14g) (Canberra) (145/290)
49.1	Zoe Carr (20g) (Canberra) (28/57)
48.2	Tracey Braithwaite (21g) (Adelaide) (40/83)
47.0	Katrina Hibbert (21g) (Bulleen Melb) (124/264)

### 3pt %

46.2	Shelley Hammonds (20g) (Sydney Uni) (18/3)
44.4	Briana Hennessy (21g) (Sydney Uni) (20/45)
40.6	Desiree Glaubitz (21g) (Bulleen Melb) (13/32)
40.6	Katrina Hibbert (21g) (Bulleen Melb) (39/96)
40.2	Belinda Snell (21g) (Sydney Uni) (53/132)

### Defensive Rebounds

9.2	Lauren Jackson (14g) (Canberra)
6.3	Gabrielle Richards (21g) (AIS)
6.0	Jodie Datson (21g) (Townsville)
5.9	Belinda Snell (21g) (Sydney Uni)
5.3	Eva Afeaki (21g) (AIS)

### Assists

4.0	Emily McInerny (21g) (Dandenong)
3.6	Kristen Veal (20g) (Canberra)
3.5	Jodie Datson (21g) (Townsville)
3.4	Natalie Porter (21g) (Townsville)
3.4	Belinda Snell (21g) (Sydney Uni)

### Turnovers

5.1	Kerie Hughes (21g) (Perth)
3.7	Melissa McClure (10g) (Perth)
3.6	Belinda Snell (21g) (Sydney Uni)
3.4	Emily McInerny (21g) (Dandenong)
3.4	Eva Afeaki (21g) (AIS)

### Fouls

3.3	Melissa McClure (10g) (Perth)
3.1	Kristen Veal (20g) (Canberra)
3.0	Jodie Datson (21g) (Townsville)
2.9	Aneka Kerr (19g) (Townsville)
2.9	Jo Hill (19g) (Canberra)
2.9	Katrina Hibbert (21g) (Bulleen Melb)
2.9	Eva Afeaki (21g) (AIS)
2.9	Belinda Snell (21g) (Sydney Uni)
2.9	Katie Davis (21g) (Bulleen Melb)
2.9	Allie Douglas (21g) (Dandenong)

## 2004/05

Position	Team	P	W	L	For	Agst	W/L	%
1	Dandenong	21	19	2	1536	1306	90.00	117.61
2	Bulleen Melb	21	16	5	1569	1336	76.00	117.44
3	Sydney Uni	21	16	5	1657	1369	76.00	121.04
4	Adelaide	21	13	8	1618	1425	62.00	113.54
5	Canberra	21	9	12	1511	1572	43.00	96.12
6	Townsville	21	7	14	1532	1609	33.00	95.21
7	AIS	21	3	18	1535	1824	14.00	84.16
8	Perth	21	1	20	1203	1720	5.00	69.94

### Grand Final

Dandenong 52 d Sydney Uni 47

### Preliminary Final

Sydney Uni 79 d Bulleen 71

### Semi Final

Dandenong 63 d Bulleen 59

Sydney Uni 94 d Adelaide 93

## 2004/05 Player Averages

### Points Per Game

20.3	Belinda Snell (21g) (Sydney Uni)
19.9	Laura Summerton (21g) (Adelaide)
19.4	Katrina Hibbert (21g) (Bulleen Melb)
18.1	Trisha Fallon (21g) (Sydney Uni)
17.5	Angela Marino (21g) (Canberra)

### Foul Shot %

90.9	Katrina Hibbert (21g) (Bulleen Melb) (60/66)
84.6	Kathleen Macleod (20g) (AIS) (55/65)
84.5	Jenna O'Hea (20g) (AIS) (49/58)
83.7	Belinda Snell (21g) (Sydney Uni) (87/104)
83.5	Angela Marino (21g) (Canberra) (116/139)

### Offensive Rebounds

3.8	Jacinta Hamilton (21g) (Dandenong)
3.8	Claudia Brassard (21g) (Townsville)
3.4	Donna Loffhagen (12g) (Canberra)
3.1	Erin Phillips (21g) (Adelaide)
2.7	Laura Summerton (21g) (Adelaide)
2.7	Hollie Grima (21g) (Bulleen Melb)

### Total Rebounds

10.0	Donna Loffhagen (12g) (Canberra)
9.5	Rena Camino (21g) (AIS)
9.2	Jenny Whittle (21g) (Canberra)
9.0	Claudia Brassard (21g) (Townsville)
8.9	Jacinta Hamilton (21g) (Dandenong)
8.9	Belinda Snell (21g) (Sydney Uni)

### Steals

2.7	Tully Bevilaqua (15g) (Canberra)
2.2	Belinda Snell (21g) (Sydney Uni)
1.9	Emily Mcinerny (21g) (Dandenong)
1.8	Jenna O'Hea (20g) (AIS)
1.5	Erin Phillips (21g) (Adelaide)
1.5	Trisha Fallon (21g) (Sydney Uni)

### Blocked Shots

2.3	Jenny Whittle (21g) (Canberra)
1.8	Hollie Grima (21g) (Bulleen Melb)
1.5	Shelley Hammonds (21g) (Perth)
1.3	Rebecca Duke (21g) (AIS)
1.2	Emily Mcinerny (21g) (Dandenong)
1.2	Carly Wilson (21g) (Dandenong)
1.2	Jacinta Hamilton (21g) (Dandenong)

### Field Goal %

53.8	Laura Summerton (21g) (Adelaide) (171/318)
49.7	Trisha Fallon (21g) (Sydney Uni) (149/300)
48.6	Rena Camino (21g) (AIS) (143/294)
48.6	Katrina Hibbert (21g) (Bulleen Melb) (157/323)
47.7	Donna Loffhagen (12g) (Canberra) (52/109)

### 3pt %

45.0	Tully Bevilaqua (15g) (Canberra) (36/80)
42.6	Jennifer Screen (21g) (Adelaide) (29/68)
42.4	Eleanor Sharp (21g) (Canberra) (14/33)
41.9	Trisha Fallon (21g) (Sydney Uni) (18/43)
41.7	Kathleen Macleod (20g) (AIS) (30/72)

### Defensive Rebounds

7.7	Jenny Whittle (21g) (Canberra)
6.9	Rena Camino (21g) (AIS)
6.7	Belinda Snell (21g) (Sydney Uni)
6.6	Donna Loffhagen (12g) (Canberra)
6.6	Emily Mcinerny (21g) (Dandenong)

### Assists

5.9	Jennifer Screen (21g) (Adelaide)
5.3	Erin Phillips (21g) (Adelaide)
4.0	Belinda Snell (21g) (Sydney Uni)
3.9	Katrina Hibbert (21g) (Bulleen Melb)
3.9	Kathleen Macleod (20g) (AIS)

### Turnovers

3.7	Kim Morcom (18g) (Perth)
3.3	Katrina Hibbert (21g) (Bulleen Melb)
3.2	Narelle Henry (17g) (Perth)
3.2	Jenna O'Hea (20g) (AIS)
3.1	Shelley Hammonds (21g) (Perth)
3.1	Jennifer Screen (21g) (Adelaide)

### Fouls

3.8	Kim Morcom (18g) (Perth)
3.5	Megan Thompson (17g) (Perth)
3.2	Rebecca Duke (21g) (AIS)
3.1	Claudia Brassard (21g) (Townsville)
3.1	Angela Marino (21g) (Canberra)

## 2005/06

Position	Team	P	W	L	For	Agst	W/L	%
1	Dandenong Rangers	21	14	7	1598	1310	67.00	122
2	Adelaide Fellas	21	14	7	1768	1557	67.00	144
3	Canberra Capitals	21	14	7	1548	1402	67.00	110
4	Bulleen Boomers	21	13	8	1634	1503	62.00	109
5	Sydney Uni Flames	21	13	8	1607	1468	62.00	109
6	Townsville Fire	21	12	9	1666	1496	57.00	111
7	Perth Lynx	21	4	17	1451	1765	19.00	82
8	AIS	21	0	21	1168	1939	0.00	60

### Grand Final

Canberra 68 d Dandenong 55

### Preliminary Final

Canberra 83 d Adelaide 81 (OT)

### Semi Final

Dandenong 75 d Adelaide 70

Canberra 67 d Bulleen 62

## 2005/06 Player Averages

### Points Per Game

21.7	Deanna Smith (21g) (Perth)
18.2	Katrina Hibbert (21g) (Bulleen Melbourne)
17.0	Jenny Whittle (21g) (Canberra)
16.9	Jacinta Hamilton (21g) (Dandenong)
16.1	Belinda Snell (21g) (Sydney Uni)

### Foul Shot %

86.6	Desiree Glaubitz (20g) (Bulleen Melbourne) (58/67)
85.5	Katrina Hibbert (21g) (Bulleen Melbourne) (71/83)
83.1	Deanna Smith (21g) (Perth) (69/83)
82.9	Belinda Snell (21g) (Sydney Uni) (63/76)
80.0	Erin Phillips (21g) (Adelaide) (64/80)

### Offensive Rebounds

3.3	Jacinta Hamilton (21g) (Dandenong)
3.2	Laura Summerton (19g) (Adelaide)
3.2	Rohanee Cox (21g) (Townsville)
3.0	Katharine Hanks (21g) (Perth)
3.0	Jennifer Crouse (21g) (Townsville)
3.0	Hollie Grima (21g) (Bulleen Melbourne)

### Total Rebounds

9.1	Hollie Grima (21g) (Bulleen Melbourne)
9.0	Jenny Whittle (21g) (Canberra)
9.0	Laura Summerton (19g) (Adelaide)
9.0	Jennifer Crouse (21g) (Townsville)
9.0	Rohanee Cox (21g) (Townsville)

### Steals

2.3	Tully Bevilacqua (21g) (Canberra)
2.1	Rohanee Cox (21g) (Townsville)
2.1	Emily Mcinerny (21g) (Dandenong)
1.5	Larissa Cavanagh (21g) (Bulleen Melbourne)
1.5	Katrina Hibbert (21g) (Bulleen Melbourne)

### Blocked Shots

2.7	Louella Tomlinson (19g) (AIS)
2.4	Jennifer Crouse (21g) (Townsville)
2.0	Tracey Beatty (21g) (Canberra)
1.9	Jenny Whittle (21g) (Canberra)
1.3	Laura Summerton (19g) (Adelaide)
1.3	Carly Wilson (20g) (Dandenong)

### Field Goal %

57.9	Tracey Beatty (21g) (Canberra) (70/121)
55.6	Tami Willey (21g) (Adelaide) (115/207)
52.4	Jennifer Crouse (21g) (Townsville) (86/164)
51.5	Abby Bishop (12g) (AIS) (53/103)
51.4	Jacinta Hamilton (21g) (Dandenong) (144/280)

### 3pt %

43.0	Jennifer Screen (20g) (Adelaide) (43/100)
42.7	Deanna Smith (21g) (Perth) (41/96)
42.0	Lauren King (21g) (Townsville) (34/81)
39.6	Belinda Snell (21g) (Sydney Uni) (57/144)
38.3	Narelle Lindsay (17g) (Sydney Uni) (23/60)

### Defensive Rebounds

7.2	Jenny Whittle (21g) (Canberra)
6.1	Hollie Grima (21g) (Bulleen Melbourne)
6.0	Jennifer Crouse (21g) (Townsville)
5.8	Laura Summerton (19g) (Adelaide)
5.8	Rohanee Cox (21g) (Townsville)

### Assists

4.9	Erin Phillips (21g) (Adelaide)
4.1	Emily Mcinerny (21g) (Dandenong)
3.9	Belinda Snell (21g) (Sydney Uni)
3.7	Jennifer Screen (20g) (Adelaide)
3.7	Katrina Hibbert (21g) (Bulleen Melbourne)

### Turnovers

4.9	Katie Ebzery (21g) (AIS)
4.6	Mikaela Dombkins (21g) (AIS)
3.9	Megan Thompson (21g) (Perth)
3.8	Melissa Smith (19g) (AIS)
3.4	Deanna Smith (21g) (Perth)

### Fouls

3.5	Cayla Francis (11g) (AIS)
3.5	Abby Bishop (12g) (AIS)
3.5	Jennifer Crouse (21g) (Townsville)
3.4	Melissa Smith (19g) (AIS)
3.3	Laura Summerton (19g) (Adelaide)



## 2006/07

Position	Team	P	W	L	For	Agst	W/L	%
1st	Sydney Uni	21	16	5	1718	1455	76.00	118.1
2nd	Canberra	21	15	6	1582	1393	71.00	113.6
3rd	Adelaide	21	15	6	1597	1490	71.00	107.2
4th	Dandenong	21	12	9	1482	1437	57.00	103.3
5th	Bulleen Melbourne	21	12	9	1590	1550	57.00	102.6
6th	Townsville	21	10	11	1714	1626	48.00	105.4
7th	Perth	21	3	18	1302	1633	14.00	79.7
8th	AIS	21	1	20	1312	1716	5.00	76.5

### Preliminary Final

Sydney Uni 74 d Canberra 65  
Adelaide 66 d Dandenong 61

### Preliminary Final

Canberra 82 d Adelaide 74

### Grand Final

Canberra 73 d Sydney Uni 59

## 2006/07 Player Averages

### Points Per Game

19.2	Hollie Grima (21g) (Bulleen Melbourne)
18.6	Natalie Porter (21g) (Sydney Uni)
18.4	Renaë Camino (21g) (Townsville)
18.1	Jenna O'Hea (19g) (Dandenong)
18.0	Rohaneë Cox (20g) (Townsville)

### Foul Shot %

89.8	Kathleen Macleod (11g) (Dandenong) (44/49)
88.4	Carly Wilson (21g) (Perth) (61/69)
84.1	Jenna O'Hea (19g) (Dandenong) (95/113)
81.3	Caitlin Ryan (21g) (Dandenong) (61/75)
79.3	Tracy Gahan (20g) (Adelaide) (92/116)
79.3	Natalie Porter (21g) (Sydney Uni) (69/87)

### Offensive Rebounds

3.7	Tracy Gahan (20g) (Adelaide)
3.5	Abby Bishop (21g) (Canberra)
3.1	Rohaneë Cox (20g) (Townsville)
2.8	Renaë Camino (21g) (Townsville)
2.8	Hollie Grima (21g) (Bulleen Melbourne)

### Total Rebounds

11.1	Hollie Grima (21g) (Bulleen Melbourne)
8.9	Tracy Gahan (20g) (Adelaide)
8.4	Cayla Francis (21g) (AIS)
8.2	Jennifer Crouse (21g) (Townsville)
8.0	Abby Bishop (21g) (Canberra)

### Steals

2.5	Emily Mcinerny (21g) (Dandenong)
2.2	Tully Bevilaqua (21g) (Canberra)
1.9	Rohaneë Cox (20g) (Townsville)
1.7	Donna Loffhagen (14g) (Canberra)
1.7	Sharin Milner (21g) (Bulleen Melbourne)

### Blocked Shots

2.8	Tracey Beatty (21g) (Canberra)
2.4	Jennifer Crouse (21g) (Townsville)
1.7	Marianna Tolo (21g) (AIS)
1.6	Cayla Francis (21g) (AIS)
1.1	Rohaneë Cox (20g) (Townsville)

### Field Goal %

59.2	Jennifer Crouse (21g) (Townsville) (90/152)
53.6	Tracy Gahan (20g) (Adelaide) (74/138)
53.3	Marianna Tolo (21g) (AIS) (72/135)
51.2	Rohaneë Cox (20g) (Townsville) (131/256)
50.2	Sharin Milner (21g) (Bulleen Melbourne) (106/211)

### 3pt %

42.4	Kathleen Macleod (11g) (Dandenong) (14/33)
39.7	Tania Heritage (21g) (Townsville) (27/68)
39.4	Natalie Porter (21g) (Sydney Uni) (26/66)
39.3	Kristen Veal (21g) (Sydney Uni) (35/89)
35.9	Kate Mcmeeken-Ruscoe (21g) (Bulleen Melb.) (23/64)

### Defensive Rebounds

8.4	Hollie Grima (21g) (Bulleen Melbourne)
6.3	Cayla Francis (21g) (AIS)
5.7	Jennifer Crouse (21g) (Townsville)
5.6	Emily Mcinerny (21g) (Dandenong)
5.5	Tracey Beatty (21g) (Canberra)

### Assists

4.9	Erin Phillips (17g) (Adelaide)
4.6	Desiree Glaubitz (21g) (Bulleen Melbourne)
3.9	Sharin Milner (21g) (Bulleen Melbourne)
3.6	Samantha Woosnam (19g) (Adelaide)
3.6	Kristen Veal (21g) (Sydney Uni)

### Turnovers

3.5	Katie Ebzery (20g) (AIS)
3.1	Rohaneë Cox (20g) (Townsville)
3.0	Caitlin Ryan (21g) (Dandenong)
3.0	Rebecca Schatz (21g) (AIS)
2.8	Cayla Francis (21g) (AIS)

### Fouls

3.8	Nicole Hunt (13g) (AIS)
3.6	Abby Bishop (21g) (Canberra)
3.4	Desiree Glaubitz (21g) (Bulleen Melbourne)
3.4	Cayla Francis (21g) (AIS)
3.2	Jennifer Crouse (21g) (Townsville)

## 2007/08

Position	Team	P	W	L	For	Agst	W/L	%
1st	Adelaide	24	21	3	2110	1800	87.5	117.22
2nd	Sydney Uni	24	17	7	1957	1781	70.83	109.88
3rd	Canberra	24	17	7	1881	1677	70.83	112.16
4th	Dandenong	24	12	12	1736	1667	50	101.4
5th	Bulleen Melbourne	24	11	13	1816	1787	45.83	100
6th	Townsville	24	10	14	1597	1575	41.67	104.14
7th	Bendigo	24	10	14	1751	1751	41.67	101.62
8th	Christchurch	24	9	15	1732	1889	37.5	88.11
9th	AIS	24	8	16	1615	1833	33.33	91.69
10th	Perth	24	5	19	1517	1952	20.83	77.72

### Semi Final

Sydney Uni 90 d Adelaide 71  
Dandenong 60 d Canberra 54

### Preliminary Final

Adelaide 74 d Dandenong 64

### Grand Final

Adelaide 92 d Sydney Uni 82

## 2007/08 Player Averages

### Points Per Game

24.6	Natalie Porter (23g) (Sydney Uni)
21.5	Rohanees Cox (24g) (Townsville)
18.1	Emma Randall (24g) (Bulleen Melbourne)
16.7	Renaes Camino (24g) (Adelaide Link)
16.6	Carly Wilson (13g) (Perth)

### Foul Shot %

83.3	Kathleen MacLeod (24g) (Bendigo) (105/126)
83.0	Tracy Gahan (24g) (Adelaide Link) (88/106)
82.2	Michelle Musselwhite (22g) (Sydney Uni) (60/73)
82.1	Jessica Foley (23g) (Adelaide Link) (69/84)
81.6	Angela Marino (24g) (Adelaide Link) (84/103)

### Offensive Rebounds

4.2	Jennifer Crouse (24g) (Townsville)
3.4	Michelle Brogan (16g) (Dandenong)
3.3	Rohanees Cox (24g) (Townsville)
3.2	Tracy Gahan (24g) (Adelaide Link)
3.1	Natalie Porter (23g) (Sydney Uni)

### Total Rebounds

12.1	Jennifer Crouse (24g) (Townsville)
10.9	Cayla Francis (22g) (AIS)
9.7	Emma Randall (24g) (Bulleen Melbourne)
9.5	Tracy Gahan (24g) (Adelaide Link)
9.3	Abby Bishop (24g) (Canberra)

### Steals

2.6	Tully Bevilacqua (22g) (Canberra)
2.1	Sharin Milner (21g) (Bulleen Melbourne)
1.9	Samantha Richards (24g) (Perth)
1.8	Rohanees Cox (24g) (Townsville)
1.7	Donna Wilkins (22g) (Christchurch)

### Blocked Shots

2.3	Jennifer Crouse (24g) (Townsville)
2.3	Tracey Beatty (24g) (Canberra)
1.7	Marianna Tolo (22g) (AIS)
1.4	Marita Payne (14g) (Bendigo)
1.3	Karen Ashby (24g) (Bendigo)

### Field Goal %

58.2	Tracey Beatty (24g) (Canberra) (113/194)
57.1	Tracy Gahan (24g) (Adelaide Link) (109/191)
54.5	Marianna Tolo (22g) (AIS) (115/211)
54.2	Karen Ashby (24g) (Bendigo) (128/236)
52.8	Noni Wharemate (12g) (Christchurch) (47/89)
51.5	Gabrielle Richards (24g) (Bendigo) (141/274)

### 3Pt %

47.2	Jessica Foley (23g) (Adelaide Link) (34/72)
46.5	Alicia Poto (24g) (Sydney Uni) (53/114)
43.1	Natalie Hurst (24g) (Canberra) (47/109)
41.4	Donna Wilkins (22g) (Christchurch) (29/70)
40.8	Mia Newley (23g) (AIS) (29/71)

### Defensive Rebounds

9.2	Cayla Francis (22g) (AIS)
8.0	Jennifer Crouse (24g) (Townsville)
7.9	Emma Randall (24g) (Bulleen Melbourne)
6.6	Abby Bishop (24g) (Canberra)
6.3	Tracy Gahan (24g) (Adelaide Link)

### Assists

5.3	Kathleen MacLeod (24g) (Bendigo)
4.7	Natalie Porter (23g) (Sydney Uni)
4.1	Samantha Richards (24g) (Perth)
4.1	Desiree Glaubitz (24g) (Bulleen Melbourne)
4.1	Nicole Hunt (24g) (AIS)

### Turnovers

4.4	Nicole Hunt (24g) (AIS)
4.0	Rohanees Cox (24g) (Townsville)
3.5	Kathleen MacLeod (24g) (Bendigo)
3.3	Natalie Porter (23g) (Sydney Uni)
3.3	Cayla Francis (22g) (AIS)

### Fouls

3.7	Tracey Beatty (24g) (Canberra)
3.6	Abby Bishop (24g) (Canberra)
3.5	Cayla Francis (22g) (AIS)
3.2	Rohanees Cox (24g) (Townsville)
3.0	Kelly Wilson (23g) (Townsville)

## 2008/09

Position	Team	P	W	L	For	Agst	W/L	%
1st	Canberra	22	19	3	1804	1498	86.36	120.43
2nd	Bulleen	22	17	5	1747	1572	77.27	111.13
3rd	Townsville	22	16	6	1716	1416	72.73	121.19
4th	Adelaide	22	15	7	1790	1625	68.18	110.15
5th	Bendigo	22	14	8	1689	1611	63.64	104.84
6th	Sydney Uni	22	9	13	1600	1657	40.91	96.56
7th	Dandenong	22	7	15	1466	1434	31.82	102.23
8th	Logan	22	7	15	1486	1586	31.82	93.69
9th	Perth	22	4	18	1567	2069	18.18	75.74
10th	AIS	22	2	20	1364	1761	9.09	77.46

### Grand Final

Canberra 61 d Bulleen 58

### Preliminary Final

Bulleen 79 d Townsville 68

### Semi Final

Canberra 60 d Bulleen 52  
Townsville 91 d Adelaide 78

### Elimination Final

Adelaide 81 d Bendigo 73

## 2008/09 Player Averages

### Points Per Game

21.2	Rohanee Cox (22g) (Townsville)
20.8	Deanna Smith (17g) (Perth)
19.3	Kristi Harrower (19g) (Bendigo)
17.8	Alicia Poto (21g) (Sydney)
17.3	Abby Bishop (22g) (Canberra)

### Foul Shot %

89.7	Deanna Smith (17g) (Perth) (87/97)
84.6	Angela Marino (22g) (Adelaide) (99/117)
81.3	Lindsey Pluimer (22g) (Sydney) (65/80)
80.2	Kristi Harrower (19g) (Bendigo) (65/81)
80.2	Alicia Poto (21g) (Sydney) (65/81)

### Offensive Rebounds

3.9	Abby Bishop (22g) (Canberra)
3.7	Jennifer Crouse (22g) (Townsville)
3.5	Tracy Gahan (22g) (Adelaide)
3.2	Rohanee Cox (22g) (Townsville)
3.0	Cayla Francis (22g) (Adelaide)

### Total Rebounds

10.7	Abby Bishop (22g) (Canberra)
10.6	Jennifer Crouse (22g) (Townsville)
9.7	Tracy Gahan (22g) (Adelaide)
9.2	Cayla Francis (22g) (Adelaide)
8.9	Shelley Hammonds (20g) (Bulleen)

### Steals

2.5	Alicia Poto (21g) (Sydney)
2.4	Kristen Veal (22g) (Logan)
2.2	Emily McInerney (22g) (Dandenong)
1.8	Sharin Milner (22g) (Bulleen)
1.6	Rebecca Duke (22g) (Adelaide)

### Blocked Shots

2.5	Jennifer Crouse (22g) (Townsville)
2.1	Marianna Tolo (22g) (Canberra)
1.7	Tracey Beatty (21g) (Canberra)
1.6	Elizabeth Cabbage (16g) (AIS)
1.5	Marita Payne (17g) (Adelaide)

### Field Goal %

62.6	Elizabeth Cabbage (16g) (AIS) (87/139)
55.5	Holly Smith (22g) (Logan) (81/146)
55.0	Marianna Tolo (22g) (Canberra) (77/140)
53.2	Rhonda Price (21g) (Sydney) (91/171)
51.3	Jennifer Crouse (22g) (Townsville) (119/232)

### 3pt %

45.6	Lisa Pardon (22g) (Bulleen) (31/68)
41.6	Natalie Hurst (19g) (Canberra) (32/77)
41.4	Deanna Smith (17g) (Perth) (29/70)
41.1	Kristi Harrower (19g) (Bendigo) (39/95)
40.3	Katrina Hibbert (19g) (Bulleen) (29/72)

### Defensive Rebounds

7.0	Jennifer Crouse (22g) (Townsville)
6.8	Abby Bishop (22g) (Canberra)
6.5	Shelley Hammonds (20g) (Bulleen)
6.3	Tracy Gahan (22g) (Adelaide)
6.2	Cayla Francis (22g) (Adelaide)

### Assists

5.9	Kristi Harrower (19g) (Bendigo)
5.6	Sharin Milner (22g) (Bulleen)
4.9	Rachael Flanagan (22g) (Townsville)
4.6	Deanna Smith (17g) (Perth)
4.5	Kristen Veal (22g) (Logan)

### Turnovers

5.5	Deanna Smith (17g) (Perth)
3.4	Kristi Harrower (19g) (Bendigo)
3.3	Kellie Abrams (22g) (Canberra)
3.3	Rohanee Cox (22g) (Townsville)
3.1	Kate Malpass (22g) (Perth)

### Fouls

3.8	Eva Afeaki (22g) (Sydney)
3.7	Joneatta Brown (13g) (Perth)
3.7	Elizabeth Cabbage (16g) (AIS)
3.6	Sally Potocki (22g) (Sydney)
3.5	Brittany Davis (22g) (Logan)

## 2009/10

Position	Team	P	W	L	For	Agst	W/L	%
1st	Bulleen	22	21	1	1969	1491	95.45	132.06
2nd	Sydney Uni	22	17	5	1785	1510	77.27	118.21
3rd	Canberra	22	16	6	1803	1476	72.73	122.15
4th	Townsville	22	14	8	1775	1566	63.64	113.35
5th	Bendigo	22	13	9	1693	1587	59.09	106.68
6th	Adelaide	22	13	9	1714	1678	59.09	102.15
7th	Dandenong	22	7	15	1548	1654	31.82	93.59
8th	Logan	22	6	16	1509	1590	27.27	94.91
9th	Perth	22	2	20	1488	1921	9.09	77.46
10th	AIS	22	1	21	1191	2002	4.55	59.49

### Grand Final

Canberra 75 d Bulleen 70

### Preliminary Final

Canberra 61 d Sydney 56

### Semi Final

Bulleen 72 d Sydney 55

Canberra 60 d Townsville 39

### Elimination Final

Townsville 84 d Bendigo 73

## 2009/10 Player Averages

### Points Per Game

24.6	Suzy Batkovic (20g) (Sydney)
23.8	Kristi Harrower (22g) (Bendigo)
20.7	Elizabeth Cambage (22g) (Bulleen)
19.9	Rohanee Cox (11g) (Townsville)
16.6	Deanna Smith (22g) (Sydney)

### Foul Shot %

87.0	Rohanee Cox (11g) (Townsville) (60/69)
84.3	Deanna Smith (22g) (Sydney) (75/89)
83.6	Jenna O'Hea (22g) (Bulleen) (56/67)
83.4	Kristi Harrower (22g) (Bendigo) (121/145)
82.5	Angela Marino (18g) (Adelaide) (85/103)

### Offensive Rebounds

4.8	Tanya Smith (20g) (Townsville)
3.3	Aneka Davis (20g) (Townsville)
3.2	Elizabeth Cambage (22g) (Bulleen)
3.0	Ashley Lindsey (22g) (Dandenong)
3.0	Deanna Smith (22g) (Sydney)

### Total Rebounds

9.6	Elizabeth Cambage (22g) (Bulleen)
9.6	Tanya Smith (20g) (Townsville)
9.5	Cayla Francis (22g) (Adelaide)
9.2	Aneka Davis (20g) (Townsville)
8.8	Suzy Batkovic (20g) (Sydney)

### Steals

2.2	Kristen Veal (21g) (Logan)
1.9	Suzy Batkovic (20g) (Sydney)
1.9	Madeline Taylor (14g) (AIS)
1.7	Rachael Flanagan (19g) (Townsville)
1.6	Kate Malpass (22g) (Perth)

### Blocked Shots

3.0	Marianna Tolo (22g) (Canberra)
1.7	Suzy Batkovic (20g) (Sydney)
1.7	Elizabeth Cambage (22g) (Bulleen)
1.5	Cayla Francis (22g) (Adelaide)
1.2	Hanna Zavec (22g) (Bulleen)

### Field Goal %

59.1	Elizabeth Cambage (22g) (Bulleen) (169/286)
55.9	Marianna Tolo (22g) (Canberra) (119/213)
50.4	Ashley Gilmore (22g) (Perth) (69/137)
50.2	Elyse Penaluna (20g) (Bulleen) (111/221)
50.0	Deanna Smith (22g) (Sydney) (130/260)

### 3pt %

40.8	Sarah Graham (18g) (Logan) (29/71)
40.5	Deanna Smith (22g) (Sydney) (30/74)
40.0	Kristi Harrower (22g) (Bendigo) (44/110)
40.0	Chelsea Aubry (22g) (Bendigo) (34/85)
38.0	Rohanee Cox (11g) (Townsville) (19/50)

### Defensive Rebounds

7.2	Cayla Francis (22g) (Adelaide)
7.0	Suzy Batkovic-Brown (20g) (Sydney)
6.4	Elizabeth Cambage (22g) (Bulleen)
6.0	Aneka Davis (20g) (Townsville)
5.2	Samantha Woosnam (22g) (Adelaide)

### Assists

5.0	Kristi Harrower (22g) (Bendigo)
4.9	Kristen Veal (21g) (Logan)
4.7	Jenna O'Hea (22g) (Bulleen)
4.5	Sharin Milner (21g) (Bulleen)
4.4	Deanne Butler (22g) (Sydney)

### Turnovers

4.0	Bianca Abbott (21g) (Logan)
3.9	Kate Malpass (22g) (Perth)
3.8	Nadeen Payne (18g) (AIS)
3.8	Kristen Veal (21g) (Logan)
3.4	Tess Madgen (19g) (AIS)

### Fouls

3.8	Danielle Campbell (21g) (Perth)
3.3	Natalie Purcell (22g) (Logan)
3.3	Suzy Batkovic-Brown (20g) (Sydney)
3.2	Rachael Flanagan (19g) (Townsville)
3.1	Casey Nash (22g) (Dandenong)

## 2010/11

Position	Team	P	W	L	For	Agst	W/L	%
1st	Bulleen	22	19	3	1872	1451	86.36	129.01
2nd	Canberra	22	18	4	1783	1466	81.82	121.62
3rd	Bendigo	22	15	7	1567	1507	68.18	103.98
4th	Dandenong	22	12	10	1714	1568	54.55	109.31
5th	Logan	22	12	10	1650	1607	54.55	102.68
6th	Sydney	22	10	12	1560	1583	45.45	98.55
7th	Townsville	22	10	12	1496	1535	45.45	97.46
8th	West Coast	22	8	14	1572	1724	36.36	91.18
9th	Adelaide	22	3	19	1631	1861	13.64	87.64
10th	AIS	22	3	19	1223	1766	13.64	69.25

## Grand Final

Bulleen 103 d Canberra 78

## Preliminary Final

Canberra 83 d Bendigo 78

## Semi Final

Bulleen 71 d Canberra 67

Bendigo 74 d Logan 53

## Elimination Final

Logan 83 d Dandenong 73

## 2010/11 Player Averages

## Points Per Game

22.3	Elizabeth Cambage (22g) (Bulleen)
18.6	Amy Denson (22g) (Sydney)
15.7	Tess Madgen (22g) (Bendigo)
15.2	Angela Marino (20g) (Adelaide)
15.0	Katie-Rae Ebzery (22g) (Sydney)

## Foul Shot %

89.7	Angela Marino (20g) (Adelaide) (70/78)
86.9	Katie-Rae Ebzery (22g) (Sydney) (86/99)
84.9	Kathleen MacLeod (19g) (Dandenong) (62/73)
84.9	Natalie Porter (15g) (Sydney) (45/53)
84.3	Jo Hill (22g) (Townsville) (59/70)

## Offensive Rebounds

3.1	Marianna Tolo (22g) (Canberra)
3.0	Gabrielle Richards (22g) (Bendigo)
3.0	Tracy Gahan (22g) (Dandenong)
2.8	Elizabeth Cambage (22g) (Bulleen)
2.7	Leanne Evans (22g) (Townsville)

## Total Rebounds

9.3	Cayla Francis (22g) (Logan)
8.9	Marianna Tolo (22g) (Canberra)
8.4	Elizabeth Cambage (22g) (Bulleen)
7.4	Tracy Gahan (22g) (Dandenong)
7.4	Elyse Penaluna (22g) (Bulleen)

## Steals

2.5	Kristen Veal (22g) (Logan)
2.1	Tully Bevilaqua (21g) (West Coast Waves)
2.1	Suzu Batkovic (12g) (Canberra)
1.9	DeMya Walker (15g) (Adelaide)
1.7	Rebecca Cole (22g) (AIS)

## Blocked Shots

2.8	Elizabeth Cambage (22g) (Bulleen)
2.6	Marianna Tolo (22g) (Canberra)
1.9	DeMya Walker (15g) (Adelaide)
1.6	Ashley Robinson (13g) (Dandenong)
1.4	Mia Newley (22g) (Adelaide)

## Field Goal %

59.6	Elizabeth Cambage (22g) (Bulleen) (187/314)
56.3	Marianna Tolo (22g) (Canberra) (120/213)
54.7	Tracy Gahan (22g) (Dandenong) (75/137)
54.6	Gabrielle Richards (22g) (Bendigo) (89/163)
52.4	Nadeen Payne (13g) (Townsville) (44/84)

## 3pt %

41.9	Rebecca Mercer (19g) (West Coast Waves) (26/62)
39.5	Sarah Graham (22g) (Logan) (49/124)
39.0	Stephanie Cumming (22g) (Dandenong) (30/77)
37.8	Jessica Bibby (20g) (Canberra) (37/98)
37.2	Melissa Marsh (21g) (West Coast Waves) (48/129)

## Defensive Rebounds

6.9	Cayla Francis (22g) (Logan)
5.8	Marianna Tolo (22g) (Canberra)
5.6	Elizabeth Cambage (22g) (Bulleen)
5.5	Kristen Veal (22g) (Logan)
5.1	Elyse Penaluna (22g) (Bulleen)

## Assists

5.8	Kristen Veal (22g) (Logan)
5.4	Kathleen MacLeod (19g) (Dandenong)
5.2	Jenna O'Hea (14g) (Bulleen)
5.2	Kristi Harrower (19g) (Bendigo)
4.9	Rachael Flanagan (22g) (Townsville)

## Turnovers

4.2	DeMya Walker (15g) (Adelaide)
3.6	Rebecca Cole (22g) (AIS)
3.5	Rachael Flanagan (22g) (Townsville)
3.5	Katie-Rae Ebzery (22g) (Sydney)
3.1	Kristen Veal (22g) (Logan)

## Fouls

3.5	Abby Bishop (20g) (Dandenong)
3.5	DeMya Walker (15g) (Adelaide)
3.4	Leanne Evans (22g) (Townsville)
3.2	Ashley Robinson (13g) (Dandenong)
3.1	Rachel Jarry (18g) (Bulleen)

## 2011/12

Position	Team	P	W	L	For	Agst	W/L	%
1st	Adelaide	22	18	4	1695	1485	114.14	81.82
2nd	Bulleen	22	15	7	1799	1650	109.03	68.18
3rd	Dandenong	22	14	8	1778	1554	114.41	63.64
4th	Townsville	22	13	9	1659	1565	106.01	59.09
5th	Sydney	22	13	9	1666	1581	105.38	59.09
6th	Bendigo	22	12	10	1647	1481	111.21	54.55
7th	Logan	22	12	10	1583	1521	104.08	54.55
8th	Canberra	22	9	13	1642	1625	101.05	40.91
9th	West Coast	22	2	20	1396	1834	76.12	9.09
10th	AIIS	22	2	20	1264	1833	68.96	9.09

### Grand Final

Dandenong 94 d Bulleen 70

### Preliminary Final

Dandenong 91 d Adelaide 78

### Semi Final

Dandenong 77 d Townsville 66  
Bulleen 73 d Adelaide 70

### Elimination Final

Townsville 85 d Sydney 78

## 2011/12 Player Averages

### Points Per Game

24.3	Suzy Batkovic (18g) (Adelaide)
20.7	Elizabeth Cambage (22g) (Bulleen)
19.0	Belinda Snell (22g) (Sydney)
17.1	Amy Denson (22g) (Sydney)
17.0	Kathleen MacLeod (22g) (Dandenong)

### Foul Shot %

94.0	Carly Wilson (22g) (Canberra) (47/50)
87.4	Deanna Smith (21g) (Bendigo) (76/87)
86.4	Katie-Rae Ebzery (22g) (Sydney) (51/59)
86.0	Brigitte Ardossi (22g) (Canberra) (43/50)
86.0	Amy Denson (22g) (Sydney) (43/50)

### Offensive Rebounds

3.5	Abby Bishop (22g) (Adelaide)
3.5	Elizabeth Cambage (22g) (Bulleen)
3.1	Gabrielle Richards (22g) (Bendigo)
3.0	Marianna Tolo (22g) (Canberra)
3.0	Rachel Jarry (22g) (Bulleen)

### Total Rebounds

10.9	Suzy Batkovic (18g) (Adelaide)
10.6	Elizabeth Cambage (22g) (Bulleen)
10.3	Cayla Francis (22g) (Logan)
9.5	Shanavia Dowdell (22g) (Townsville)
8.6	Marianna Tolo (22g) (Canberra)

### Steals

2.4	Suzy Batkovic (18g) (Adelaide)
2.4	Johannah Leedham (17g) (West Coast Waves)
2.0	Rohanee Cox (22g) (West Coast)
1.8	Sara Blicavs (21g) (AIIS)
1.7	Belinda Snell (22g) (Sydney)

### Blocked Shots

3.1	Marianna Tolo (22g) (Canberra)
2.6	Elizabeth Cambage (22g) (Bulleen)
1.8	Cayla Francis (22g) (Logan)
1.7	Louella Tomlinson (20g) (Dandenong)
1.4	Suzy Batkovic (18g) (Adelaide)

### Field Goal %

59.4	Elizabeth Cambage (22g) (Bulleen) (181/305)
55.7	Marianna Tolo (22g) (Canberra) (123/221)
54.4	Shanavia Dowdell (22g) (Townsville) (156/287)
49.6	Suzy Batkovic (18g) (Adelaide) (179/361)
48.1	Krista Phillips (21g) (Dandenong) (91/189)

### 3pt %

44.0	Sarah Graham (22g) (Logan) (40/91)
41.2	Jessica Foley (22g) (Townsville) (35/85)
40.5	Stephanie Cumming (22g) (Dandenong) (34/84)
40.0	Angela Marino (22g) (Adelaide) (38/95)
39.0	Rohanee Cox (22g) (West Coast Waves) (32/82)

### Defensive Rebounds

8.2	Suzy Batkovic (18g) (Adelaide)
8.0	Cayla Francis (22g) (Logan)
7.1	Elizabeth Cambage (22g) (Bulleen)
6.9	Shanavia Dowdell (22g) (Townsville)
5.8	Rohanee Cox (22g) (West Coast)

### Assists

7.4	Kathleen MacLeod (22g) (Dandenong)
4.6	Jenna O'Hea (21g) (Dandenong)
4.5	Alicia Poto (22g) (Sydney)
4.3	Samantha Richards (18g) (Bulleen)
4.3	Belinda Snell (22g) (Sydney)

### Turnovers

3.9	Rohanee Cox (22g) (West Coast)
3.7	Nicole Hunt (22g) (Canberra)
3.5	Casey Samuels (21g) (AIIS)
3.5	Sara Blicavs (21g) (AIIS)
3.2	Suzy Batkovic (18g) (Adelaide)

### Fouls

3.3	Krista Phillips (21g) (Dandenong)
3.3	Casey Samuels (21g) (AIIS)
3.1	Suzy Batkovic (18g) (Adelaide)
3.1	Abby Bishop (22g) (Adelaide)
3.0	Nicole Hunt (22g) (Canberra)

## 2012/13

Position	Team	P	W	L	For	Agst	W/L	%
1st	Bendigo	24	21	3	1799	1564	87.50	115.03
2nd	Dandenong	24	19	5	2076	1730	79.17	120.00
3rd	Adelaide	24	18	6	1915	1652	75.00	115.92
4th	Townsville	24	13	11	1727	1721	54.17	100.35
5th	Bulleen	24	10	14	1757	1773	41.67	99.10
6th	Logan	24	8	16	1646	1836	33.33	89.65
7th	Sydney Uni	24	8	16	1816	1871	33.33	97.06
8th	Canberra	24	7	17	1574	1825	29.17	86.25
9th	West Coast	24	4	20	1456	1794	16.67	81.16

## Grand Final

Bendigo 71 d Townsville 57

## Preliminary Final

Townsville 78 d Dandenong 64

## Semi Final

Bendigo 78 d Dandenong 71

Townsville 60 d Adelaide 53

## 2012/13 Player Averages

## Points Per Game

21.32	Suzy Batkovic (19g) (Adelaide)
18.24	April Sykes (21g) (Sydney)
17.08	Kathleen MacLeod (24g) (Dandenong)
16.29	Kelsey Griffin (17g) (Bendigo)
15.87	Gabrielle Richards (23g) (Bendigo)

## Free Throw %

88.4	Katie-Rae Ebzery (24g) (Sydney) (84/95)
87.1	Kathleen MacLeod (24g) (Dandenong) (81/93)
86.4	Jenna O'Hea (22g) (Dandenong) (76/88)
80.2	Gabrielle Richards (23) (Bendigo) (73/91)
79.8	Emma Langford (20) (Logan) (79/99)

## Offensive Rebounds

4.26	Gabrielle Richards (22g) (Bendigo)
3.46	Rachel Jarry (24g) (Bulleen)
3.38	Natalie Burton (24g) (West Coast)
3.33	Krista Phillips (18g) (Dandenong)
3.18	Kelsey Griffin (17) (Bendigo)

## Total Rebounds

9.79	Suzy Batkovic (19g) (Adelaide)
8.91	Gabrielle Richards (23g) (Bendigo)

8.50	Brigette Ardossi (20g) (Canberra)
8.12	Kelsey Griffin (17g) (Bendigo)
7.78	Krista Phillips (18g) (Dandenong)

## Steals

1.82	Kelsey Griffin (17g) (Bendigo)
1.78	Alicia Poto (23g) (Sydney)
1.67	Kristen Veal (24g) (Logan)
1.65	Rohanee Cox (20) (Sydney)
1.58	Alison Downie (24g) (Dandenong)

## Blocked Shots

2.63	Suzy Batkovic (19g) (Adelaide)
1.58	Hollie Florance (24g) (Bulleen)
1.20	Rohanee Cox (20g) (Sydney)
1.17	Elyse Penaluna (18g) (Bulleen)
1.08	Kayla Standish (24g) (Townsville)

## Field Goal %

56.8	Laura Hodges (19g) (Adelaide) (108/190)
52.2	Tegan Cunningham (24g) (Dandenong) (107/205)
51.2	Gabrielle Richards (23g) (Bendigo) (145/283)
50.7	Jessica Adair (16g) (Townsville) (71/140)
48.9	Rohanee Cox (20g) (Sydney) (96/196)

## 3pt %

46.7	Alicia Poto (23g) (Sydney) (49/105)
45.8	Jenni Screen (22g) (Adelaide) (22/48)
44.6	Stephanie Cumming (24g) (Dandenong) (33/74)
42.5	Alice Kunek (24g) (Bulleen) (37/87)
40.1	Laurie Koehn (21g) (Logan) (69/172)

## Defensive Rebounds

7.26	Suzy Batkovic (19g) (Adelaide)
5.55	Brigette Ardossi (20g) (Canberra)
4.94	Kelsey Griffin (17g) (Bendigo)
4.75	Jessica Adair (16g) (Townsville)
4.65	Gabrielle Richards (23g) (Bendigo)

## Assists

2.63	Suzy Batkovic (19g) (Adelaide)
1.58	Hollie Florance (24g) (Bulleen)
1.20	Rohanee Cox (20g) (Sydney)
1.17	Elyse Penaluna (18g) (Bulleen)
1.08	Kayla Standish (24g) (Townsville)

## 2013/14

Position	Team	P	W	L	For	Agst	W/L	%
1st	Bendigo	24	21	2	1884	1531	91.7	123.06
2nd	Dandenong	24	16	8	2005	1805	66.67	111.08
3rd	Townsville	24	16	8	1891	1691	66.67	111.83
4th	Melbourne	24	14	10	1634	1616	58.53	101.11
5th	Adelaide	24	12	12	1755	1707	50	102.81
6th	Sydney	24	10	14	1764	1720	41.67	102.56
7th	Canberra	24	10	14	1829	1865	41.67	98.07
8th	Logan	24	7	17	1699	1900	29.17	89.42
9th	West Coast	24	1	23	1323	1949	4.17	67.88

### Grand Final

Bendigo 94 d Townsville 83

### Preliminary Final

Townsville 74 d Dandenong 71

### Semi Final

Townsville 78 d Melbourne 73

Bendigo 71 d Dandenong 62

## 2013/14 Player Averages

### Points Per Game

515	Suzy Batkovic (Townsville)
469	Jenna O'Hea (Dandenong)
444	Abby Bishop (Canberra Capitals)
410	Laura Hodges (Adelaide Lightning)
399	Alice Kunek (Dandenong Rangers)

### Free Throw %

92.3	Stephanie Cumming (Townsville)
90.3	Katie-Rae Ebzery (Sydney Uni Flames)
89.9	Alice Kunek (Dandenong Rangers)
88.3	Natalie Hurst (Canberra Capitals)
86.5	Lasondra Barrett (Sydney Uni Flames)

### Offensive Rebounds

96	Kelsey Griffin (Bendigo Spirit)
91	Gabrielle Richards (Bendigo Spirit)
81	Suzy Batkovic (Townsville Fire)
79	Abby Bishop (Canberra Capitals)
68	Laura Hodges (Adelaide Lightning)

### Total Rebounds

322	Suzy Batkovic (Townsville)
248	Abby Bishop (Canberra Capitals)
224	Kelsey Griffin (Bendigo Spirit)
223	Gabrielle Richards (Bendigo Spirit)
205	Kayla Pedersen (Dandenong Rangers)

### Steals

45	Rebecca Allen (Melbourne Boomers)
43	Natalie Novosel (Dandenong Rangers)
38	Suzy Batkovic (Townsville Fire)
37	Leilani Mitchell (Dandenong Rangers)
34	Alicia Poto (Sydney Uni Flames)

### Blocked Shots

46	Suzy Batkovic (Townsville)
42	Rebecca Allen (Melbourne Boomers)
29	Carley Mijovic (Canberra Capitals)
26	Carly Wilson (Canberra Capitals)
25	Kelsey Griffin (Bendigo Spirit)

### 3pt %

45.5	Natalie Hurst (Canberra Capitals)
44.6	Alicia Poto (Sydney Uni Flames)
43.6	Chelsea Aubry (Bendigo Spirit)
42.9	Kelly Wilson (Bendigo Spirit)
41.8	Jenna O'Hea (Dandenong Rangers)

### Defensive Rebounds

241	Suzy Batkovic (Townsville)
169	Abby Bishop (Canberra Capitals)
141	Kayla Pedersen (Dandenong Rangers)
132	Gabrielle Richards (Bendigo Spirit)
129	Alex Bunton (Canberra Capitals)

### Assists

46	Suzy Batkovic (Townsville)
42	Rebecca Allen (Melbourne Boomers)
29	Carley Mijovic (Canberra Capitals)
26	Carly Wilson (Canberra Capitals)
25	Kelsey Griffin (Bendigo Spirit)



## 2014/15

Position	Team	P	W	L	For	Agst	W/L	%
1st	Townsville	22	17	5	1862	1510	77.3	123.31
2nd	Bendigo	22	15	7	1700	1520	68.2	111.84
3rd	Dandenong	22	12	10	1784	1776	54.6	100.45
4th	Sydney Uni	22	11	11	1698	1699	50	99.94
5th	UC Capitals	22	11	11	1604	1629	50	98.47
6th	Melbourne	22	11	11	1620	1631	50	99.33
7th	Adelaide	22	7	15	1452	1689	31.8	58.9
8th	West Coast	22	4	18	1484	1750	18.2	54.8

### Grand Final

Townsville (75) d Bendigo (65)

### Preliminary Final

Bendigo (85) d Sydney Uni (77)

### Semi Final

Townsville (82) d Bendigo (63)

Sydney Uni (89) d Dandenong (80)

## 2014/15 Player Averages

### Points Per Game

23.0	Abby Bishop (UC Capitals)
20.2	Penny Taylor (Dandenong)
18.5	Suzy Batkovic (Townsville)
17.8	Cayla Francis (Townsville)
16.9	Katie-Rae Ebzery (Sydney Uni)

### Free Throw %

92.5	Deanna Smith (West Coast)
88.7	Penny Taylor (Dandenong)
86.7	Tess Madgen (Melbourne)
85.1	Cappie Pondexter (Dandenong)
84.4	Suzy Batkovic (Townsville)

### Offensive Rebounds

3.5	Cayla Francis (Townsville)
3.0	Abby Bishop (UC Capitals)
2.9	Stephanie Talbot (UC Capitals)
2.7	Gabe Richards (Bendigo)
2.5	Suzy Batkovic (Townsville)

### Total Rebounds

10.6	Abby Bishop (UC Capitals)
10.5	Suzy Batkovic (Townsville)
10.4	Cayla Francis (Townsville)
9.2	Kelsey Griffin (Bendigo)
7.9	Mikaela Ruef (Sydney Uni)

### Steals

1.8	Rebecca Allen (Melbourne)
1.7	Suzy Batkovic (Townsville)
1.6	Penny Taylor (Dandenong)
1.4	Sara Blicavs (Bendigo)
1.3	Kelsey Griffin (Bendigo)

### Blocked Shots

2.6	Louella Tomlinson (West Coast)
1.4	Penny Taylor (Dandenong)
1.4	Cayla Francis (Townsville)
1.3	Suzy Batkovic (Townsville)
1.0	Rebecca Allen (Melbourne)

### 3pt %

54.9	Micaela Cocks (Townsville)
54.7	Laurie Koehn (Melbourne)
47.5	Carly Wilson (UC Capitals)
46.0	Katie-Rae Ebzery (Sydney Uni)
44.1	Cayla Francis (Townsville)

### Defensive Rebounds

8.0	Suzy Batkovic (Townsville)
7.6	Abby Bishop (UC Capitals)
6.9	Cayla Francis (Townsville)
6.8	Kelsey Griffin (Bendigo)
6.2	Mikaela Ruef (Sydney Uni)

### Assists

5.9	Leilani Mitchell (Sydney Uni)
5.1	Kelly Wilson (Bendigo)
4.7	Tess Madgen (Melbourne)
4.4	Rachael McCully (Townsville)
4.3	Kathleen Macleod (Dandenong)



## 2015/16

POS	TEAM	P	W	L	PCWon	Last5	Strk	HW	HL	AW	AL	PC
1	Townsville Fire	24	17	7	70.83	WWWLW	1	8	4	9	3	114.35
2	Perth Lynx	24	16	8	66.67	WLLWW	2	9	3	7	5	108.82
3	Dandenong Rangers	24	15	9	62.50	WWWLL	-2	9	3	6	6	99.71
4	SEQ Stars	24	15	9	62.50	WWWLW	1	8	4	7	5	108.91
5	Sydney Uni Flames	24	13	11	54.17	LLLLW	1	8	4	5	7	100.81
6	Bendigo Spirit	24	12	12	50.00	LLLLL	-5	7	5	5	7	99.27
7	Adelaide	24	10	14	41.67	WLWWL	-1	4	8	6	6	93.46
8	Melbourne Boomers	24	8	16	33.33	LLLLW	1	5	7	3	9	94.11
9	UC Capitals	24	2	22	8.33	LLWLW	1	2	10	0	12	83.46

### Grand Final

**Game 1**  
Townsville Fire (73) d Perth Lynx (57)

**Game 2**  
Townsville Fire (80) d Perth Lynx (70)

### Preliminary Final

Townsville Fire (91) d SEQ Stars (71)

### Semi Final

**Game 1**  
SEQ Stars (86) d Dandeong Ranger (82)

**Game 2**  
Perth Lynx (91) d Townsville Fire (72)

## 2015/16 Player Averages

### Points Per Game

20.8 Suzy Batkovic (Townsville)  
19.4 Sami Whitcomb (Perth)  
19.1 Jordan Hooper (SEQ)  
17.9 Kelsey Griffin (Bendigo)  
17.7 Katie-Rae Ebzery (Sydney)

### Offensive Rebounds

4.0 Mikaela Ruef (Adelaide)  
3.3 Gabe Richards (Bendigo)  
3.3 Kelsey Griffin (Bendigo)  
3.0 Betnijah Laney (Perth)  
2.9 Natalie Burton (Perth)

### Total Rebounds

12.1 Cayla George (Townsville)  
11.8 Mikaela Ruef (Adelaide)  
10.0 Kelsey Griffin (Bendigo)  
9.1 Gabe Richards (Bendigo)  
8.7 Jordan Hooper (SEQ)

### Steals

2.8 Sami Whitcomb (Perth)  
2.3 Leilani Mitchell (Adelaide)  
2.0 Kelsey Griffin (Bendigo)  
1.9 Rebecca Allen (SEQ)  
1.8 Belinda Snell (Bendigo)

### Blocked Shots

2.0 Louella Tomlinson (Perth)  
1.3 Elyse Penaluna (Melbourne)  
1.3 Suzy Batkovic (Townsville)  
1.2 Cayla George (Townsville)  
1.1 Joslyn Tinkle (Sydney)

### Defensive Rebounds

9.7 Suzy Batkovic (Townsville)  
7.9 Mikaela Ruef (Adelaide)  
6.7 Kelsey Griffin (Bendigo)  
6.3 Jordan Hooper (SEQ)  
6.1 Suzy Batkovic (Townsville)

### Assists

5.5 Kelly Wilson (Bendigo)  
5.4 Lauren Mansfield (SEQ)  
5.2 Leilani Mitchell (Adelaide)  
4.2 Tess Madgen (Melbourne)  
4.0 Katie-Rae Ebzery (Sydney)



OFFICIAL PARTNERS

---





[WWW.WNBL.COM.AU](http://WWW.WNBL.COM.AU)