

## ID THAT FORD FLATHEAD BELLHOUSING

TEXT AND PICTURES BY  
V8BOB AND MOEFUZZ  
OF THE WORLD FAMOUS  
MSN FLATHEAD FORUM

This PDF Document is the result of a lot hard work that all started with a question that fellow forum member Flathead Freddy posted on the MSN Flathead Forum. The message pertained to the fact that Freddy had assembled his engine and subsequently found out that the bell housing he had was not correct for his Flathead V8. Through October of 2006 many of the members offered insight and tidbits of information, Some correct and some not so correct. Mass Confusion ensued at that point as the forum members had little accurate info regarding the many bell housings and corresponding starter plates. Along came V8Bob. Bob offered many good and valid statements regarding the variety of bell housings. Still, Mass confusion ensued. Our biggest problem was that up to then, we had very few pictures to look at for reference. It just made sense that if we were going to actually figure out what was what, we would need to have pictures with clear text to look at. V8Bob just happened to have at least one of every type of bell housing that was available from Ford and Mercury.

The thread on the forum ended with myself asking Bob if he would be up to the task of helping catalog all the various bell housings and related parts that he had. I offered my services as the person who would compile and coordinate the information into a handy Portable Document File (PDF) so that we could post the pdf on the Flathead Forum in order that all could read and benefit from Bob's Vast knowledge regarding the legendary Ford Flathead V8s. ...So Through December and into February of '07, Bob collected and photographed his complete collection of bell housings and related parts. Bob had the foresight to take many pictures from multiple angles including elevation views. What you are about to view is the compiled pictures and text from Bob's Trusty Digital Camera. I added Additional information and diagrams that were garnered from various sources including old chassis manuals and various diagrams and images from the Internet. Look toward the end of the document for these additional diagrams and informative tidbits that relate to the Ford Flathead Drive line and Parts..

Pictures courtesy of V8Bob  
Text and Diagrams courtesy V8Bob and moe's garage  
Compilation Courtesy of V8Bob and moe's garage

Hats off to V8Bob as this compilation would never have been possible without his Expert Knowledge and Kind Hearted Willingness to Share with his fellow forum members.


Thanks also to FlatheadFreddy for asking the question that started it all. Thanks also to the moderators and all the members of the World Famous MSN Flathead Forum for their continued support.

We hope you find this information useful throughout the coming years.

Visit the MSN Flathead Forum  
Visit Moe's Garage On The Net







?

3



4

?





?

5

≡




?

6




?





?




?




?

10





?



?

12



13

?







?

14




?

15

?

16





?

17



?

8



?

19







?

20

LRS

LF

A3399-40

?

21





?

22



?

23



?  
24



?

25





?

26





?

27






?

28








?



?

30







?

31





?

32



?

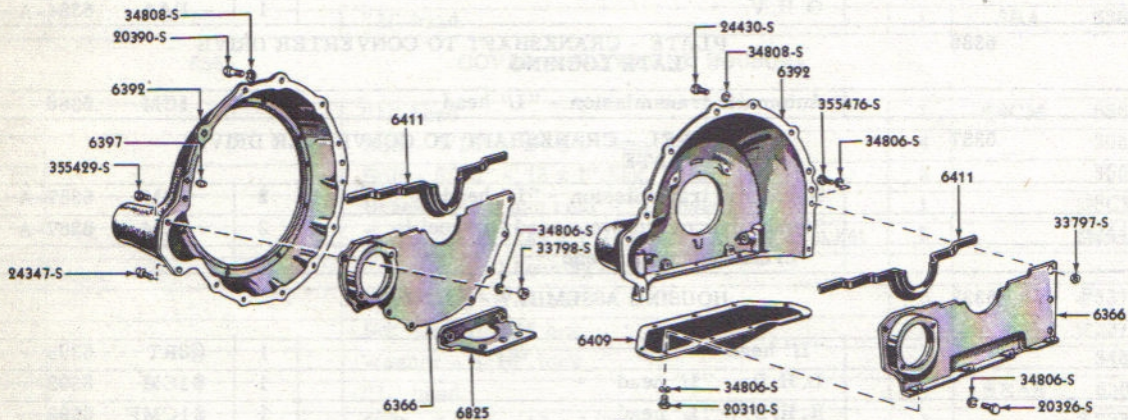
33



?

34

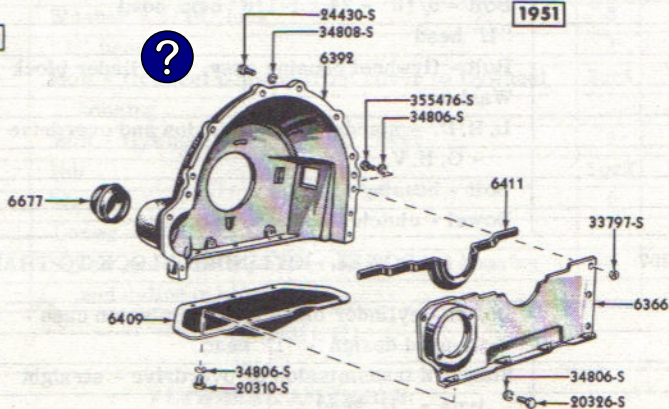




1949-51

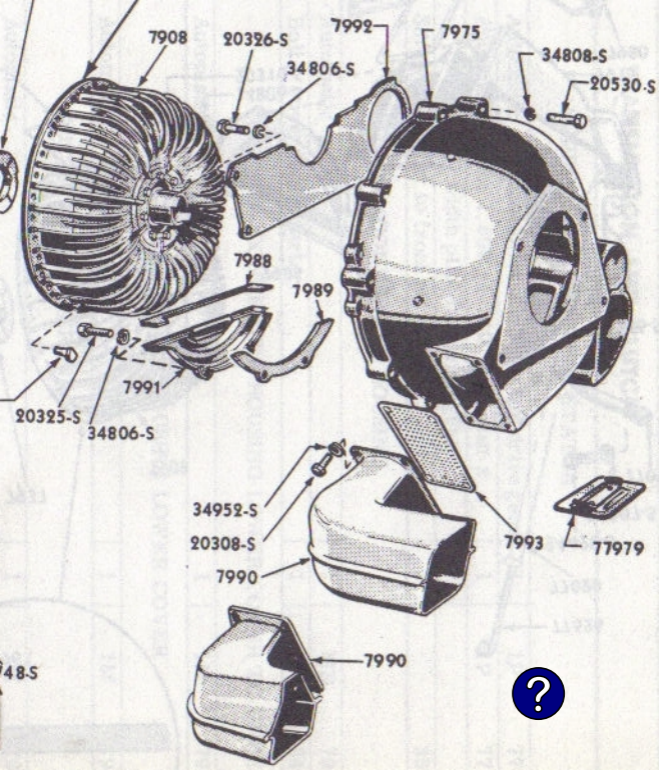


1951



1952-53

FLYWHEEL HOUSING AND RELATED PARTS

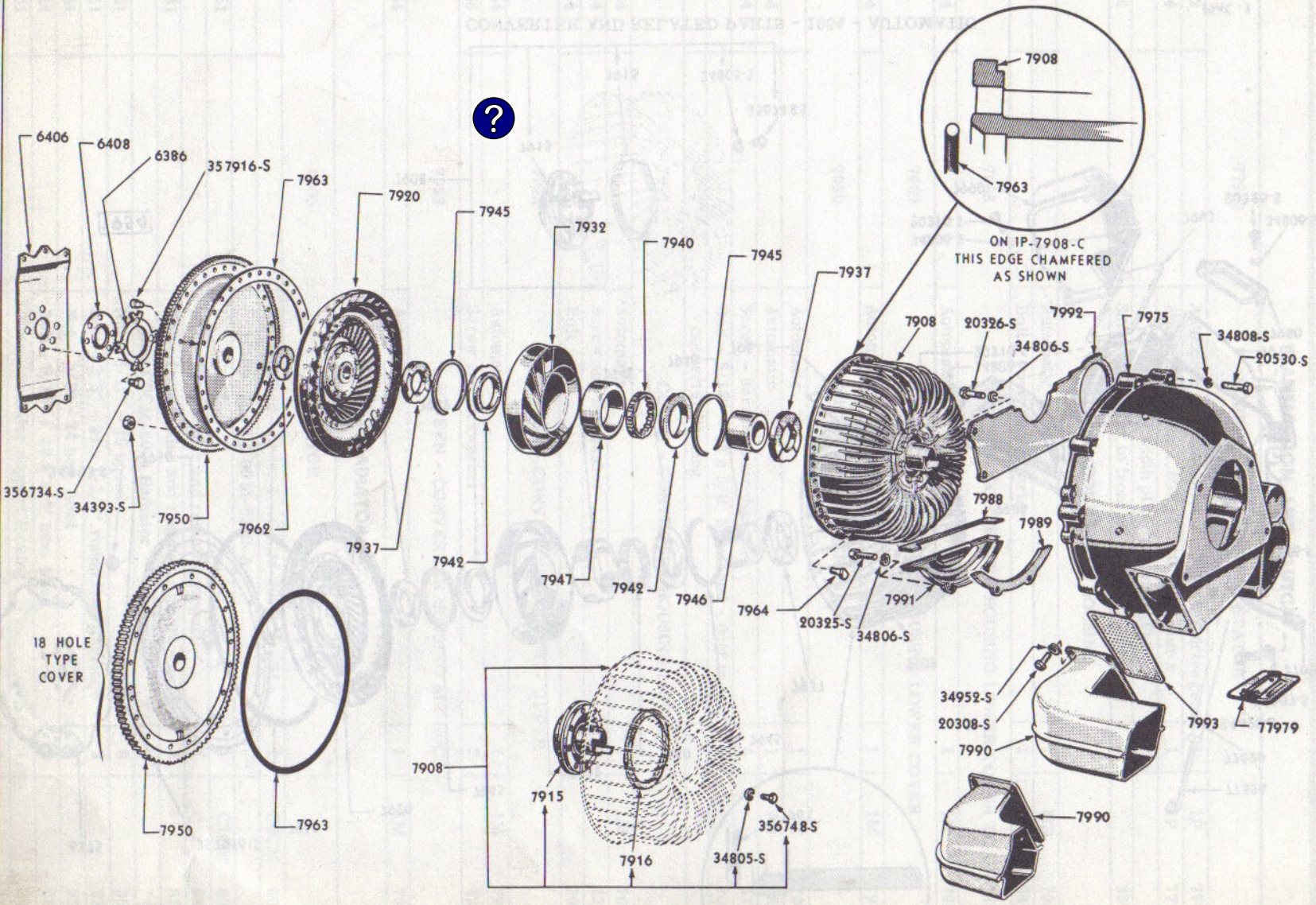


48-S





TRANSMISSION AND CLUTCH



?

ON IP-7908-C  
THIS EDGE CHAMFERED  
AS SHOWN

18 HOLE  
TYPE  
COVER

CONVERTER AND RELATED PARTS - 1951-1953 - AUTOMATIC

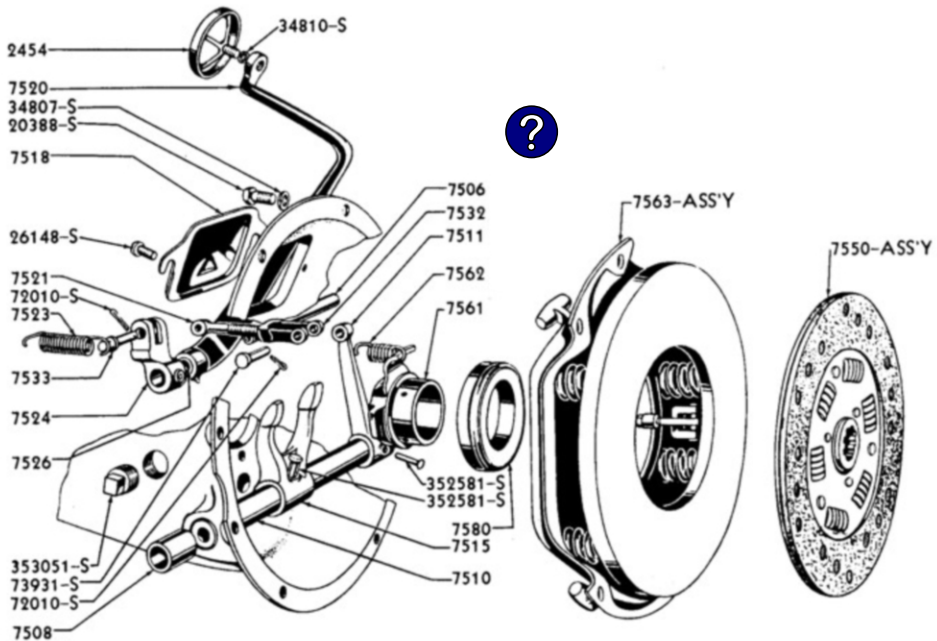
PM-673

Group numbers only shown on illustration. Refer to group for complete Part Number.



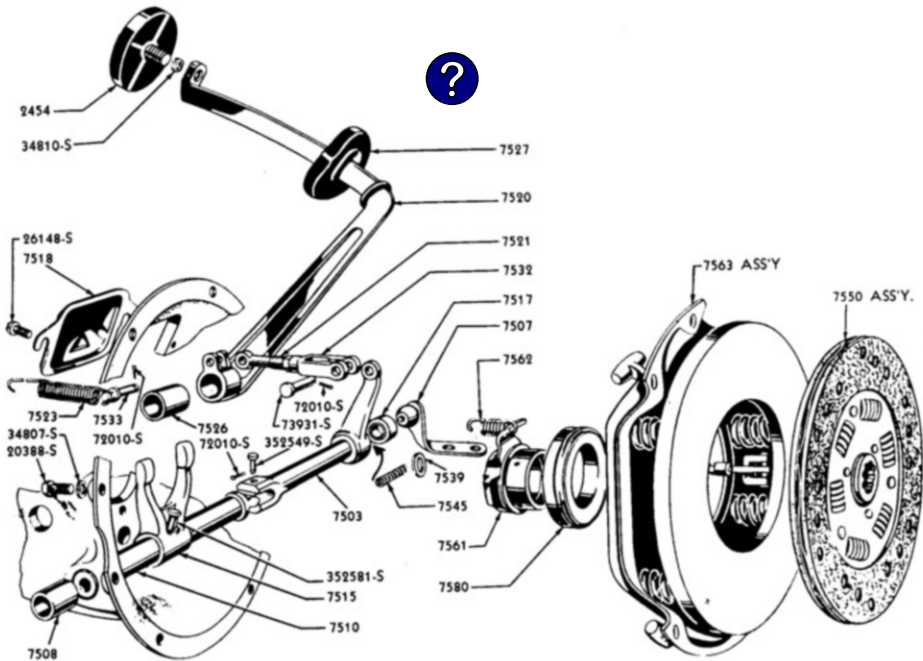
# Ford Clutch Assembly

Typical for 1935 to 39 Ford & Mercury

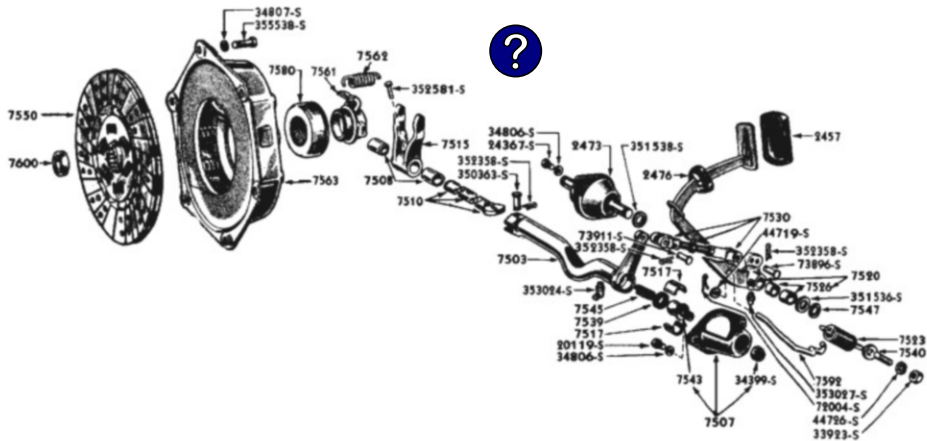


# Ford & Mercury Clutch Assembly

1940 to 48 Passenger 85/90hp V8




# Clutch Assembly for 1949-51 Mercury





## Clutch & Pedal Assy for 1952 to 54







THIS DOCUMENT IS COPYRIGHT 2007

ALL PICTURES COPYRIGHT V8BOB 2007

ALL TEXT AND GRAPHICS COPYRIGHT  
V8BOB AND MOE'S GARAGE 2007

PERMISSION IS HEARBY GRANTED TO  
FREELY DISTRIBUTE AND PRINT THIS  
DOCUMENT AS LONG AS THE AUTHOURS,  
V8BOB AND MOE'S GARAGE ARE CREDITED.

THIS DOCUMENT IS FREE AND YOU  
SHOULD NOT HAVE PAID FOR IT,  
IT'S USE OR IT'S CONTENTS.

IN ACCESSING THIS DOCUMENT, YOU  
AGREE THAT YOU MAY ONLY DOWNLOAD  
THE CONTENT FOR YOUR OWN PERSONNEL  
NON-COMMERCIAL USE.