



Natasha Anderson



Shandy Bryan



Leah Roper



Itoro Umoh

Clemson NCAA Tournament Records By An Individual					Clemson NCAA Tournament Individual Career Records				
Category	Statistic	Player	Year	Games	Category	Statistic	Player	Years	
Points	54	Natasha Anderson	1999	3	Points	140	Shandy Bryan	1989-93	
Field Goals	22	Natasha Anderson	1999	3	Field Goals	53	Shandy Bryan	1989-93	
Field Goal Attempts	50	Cheron Wells	1991	3	Field Goal Attempts	104	Shandy Bryan	1989-93	
Field Goal Pct.	.667 (12-18)	Karen Ann Jenkins	1989	2	Field Goal Pct.	.667 (18-27)	Karen Ann Jenkins	1988-89	
Minimum 10 Attempts					Minimum of 10 Attempts				
Three-Point Field Goals	11	Tara Saunooke	1993	2	Three-Point Field Goals	20	Tara Saunooke	1991-95	
Three-Point Field Goal Att.	20	Tara Saunooke	1993	2	Three-Point Field Goal Att.	54	Amy Geren	1996-99	
	20	Amy Geren	1999	3	Free Throws	24	Shandy Bryan	1989-93	
Free Throws	12	Ramona O'Neal	1989	2	Free Throw Attempts	29	Erin Batth	1998-01	
Free Throw Attempts	14	Ramona O'Neal	1989	2	Free Throw Pct.	.840 (21-25)	Amy Geren	1996-99	
	14	Kerry Boyatt	1990	3	Rebounds	71	Shandy Bryan	1989-93	
Free Throw Pct.	.917 (11-12)	Shandy Bryan	1990	3	Assists	31	Itoro Umoh	1995-99	
Rebounds	35	Jackie Farmer	1991	3	Steals	17	Itoro Umoh	1995-99	
Assists	16	Itoro Umoh	1999	3	Blocks	20	Jackie Farmer	1989-91	
Steals	10	Itoro Umoh	1999	3					
Blocks	10	Jackie Farmer	1990	3					
	10	Jackie Farmer	1991	3					

### NCAA Tournament Results (14-15)

Year	Rd.	Site	Reg.	W-L	CU Seed	Opponent	Seed	Opp. Score	Clemson Top Scorers
3/12/82	R32	A	Midwest	L	5	Penn State	4	75-96	Kennedy 43, Cubelic 16
3/19/88	R32	A	East	L	5	James Madison	4	63-70	Greenwood 22, Jenkins 12
3/18/89	R32	H	Midwest	W	4	Georgia	5	78-65	O'Neal 24, Greenwood 19
3/23/89	R16	A1	Midwest	L	4	Auburn	1	60-71	Hollaway 18, Jenkins 14
3/14/90	R48	H	East	W	5	Manhattan	12	79-55	Bryan 16, Farmer 11
3/17/90	R32	A	East	W	5	Connecticut	4	61-59	Bryan 19, Johnson 12
3/22/90	R16	N2	East	L	5	Tennessee	1	62-80	Boyatt 22, Bryan 8, Sells 8
3/16/91	R32	H	East	W	4	Providence	5	103-91	Wells 21, Farmer 20, Boyatt 15
3/21/91	R16	N3	East	W	4	James Madison	8	57-55	Farmer 18, Wells, 14, Boyatt 10
3/23/91	R8	N3	East	L	4	Connecticut	3	57-60	Boyatt 14, Bryan 14, Wells 13
3/18/92	R48	H	East	W	5	Tenn.-Chattanooga	12	76-72	Miller 11, Wells 10, Saunooke 10, Jackson 10
3/22/92	R32	A	East	L	5	West Virginia	4	72-73	Wells 23, Bryan 13
3/17/93	R48	H	Midwest	W	5	Xavier	12	70-64	Saunooke 25, Bryan 16
3/21/93	R32	A	Midwest	L	5	Stephen F. Austin	4	78-89	Bryan 16, Saunooke 15, Barr 15
3/16/94	R64	A	Midwest	W	9	Florida International	8	65-64	Saunooke 17, Barr 13
3/19/94	R32	A	Midwest	L	9	Tennessee	1	66-78	Saunooke 25, Barr 18
3/16/96	R64	H	Midwest	W	3	Austin Peay	14	79-52	Cottrell 20, Ridgeway 15
3/18/96	R32	H	Midwest	L	3	Stephen F. Austin	11	88-93	Geren 28, Ridgeway 16
3/15/97	R64	N4	Midwest	L	5	Marquette	12	66-70	Umoh 15
3/14/98	R64	N5	Midwest	W	6	Miami (FL)	11	60-49	Umoh 15, Geren 13, Blassingame 10
3/16/98	R32	A5	Midwest	L	6	La. Tech	3	52-74	Umoh 13, Anderson 10
3/12/99	R64	H	Midwest	W	2	Florida A&M	15	76-45	Anderson 24, Blassingame 8, Umoh 8
3/14/99	R32	H	Midwest	W	2	Illinois	7	63-51	Anderson 18, Blassingame 15, Umoh 10
3/20/99	R16	N6	Midwest	L	2	Georgia	3	54-67	Anderson 12, Batth 11, Geren 10
3/17/00	R64	N7	East	W	9	Drake	8	64-50	Batth 17, Floyd 14
3/19/00	R32	A7	East	L	9	Connecticut	1	45-83	Floyd 13, Scott 9
3/16/01	R64	N8	Midwest	W	5	Tenn.-Chattanooga	12	51-49	Forns 16, Batth 11, Floyd 9
3/18/01	R32	A8	Midwest	L	5	Xavier	4	62-77	Floyd 24, Forn 8, Batth 8
3/15/02	R64	N9	Midwest	L	11	Arkansas	6	68-78	Floyd 30, Roper 11, Queen 10

A1-Midwest Regional Semifinals, Auburn, AL; N2-East Regional Semifinals, Norfolk, VA; N3-East Regional Semifinals, and Finals, Philadelphia, PA; N4-Midwest Regional, 1st Round, Baton Rouge, LA; N5-Midwest Regional, Ruston, LA; N6-Midwest Regional Semifinals, Cincinnati, OH; N7-East Regional, 1st and 2nd Rounds, Storrs, CT; N8-Midwest Regional, Cincinnati, OH; N9-Midwest Regional, Manhattan, KS



# WOMEN'S BASKETBALL

Updated April 2016

Last Time It Happened

## By An Individual

### Scored 20 points

*By Clemson* - 23 by Nelly Perry vs. Wake Forest in Greensboro, N.C. on March 2, 2016.  
*By Opponent* - 20 by Milan Quinn of Wake Forest in Greensboro, N.C. on March 2, 2016.

### Scored 30 points

*By Clemson* - 33 by Nelly Perry vs. Boston College in Clemson, SC on Feb. 18, 2016.  
*By Opponent* - 31 by Aaliyah Whiteside of Georgia Tech in Clemson, S.C. on Jan. 24, 2016.

### Scored 40 points

*By Clemson* - 43 by Barbara Kennedy vs. Penn State at University Park, PA on March 12, 1982.  
*By Opponent* - 40 by Brittany Waters of Wake Forest at Clemson, SC on Feb. 24, 2011

### Made 15 Field Goals

*By Clemson* - 15 by Nickey Lynch vs. East Tennessee State at Johnson City, TN on February 2, 1987.  
*By Opponent* - 16 by Brittany Waters of Wake Forest at Clemson, SC on Feb. 24, 2011

### Attempted 25 Field Goals

*By Clemson* - 25 by Nelly Perry vs. Wake Forest in Greensboro, N.C. on March 2, 2016.  
*By Opponent* - 25 by Kaela Davis of Georgia Tech in Atlanta on Jan 30, 2014.

### Made 15 Free Throws

*By Clemson* - 18 by Amy Geren vs. LSU at Myrtle Beach, SC on December 20, 1998.  
*By Opponent* - 17 by Milli Martinez of Georgia Tech at Atlanta, GA on January 26, 2002.

### Grabbed 15 Rebounds

*By Clemson* - 17 by Aliyah Collier vs. Wake Forest in Clemson, SC on Feb. 11, 2016.  
*By Opponent* - 15 by Milan Quinn of Wake Forest in Greensboro, N.C. on March 2, 2016.

### Collected 20 Rebounds

*By Clemson* - 20 by Jackie Farmer vs. Kansas State at Manhattan, KS on November 25, 1990.  
*By Opponent* - 21 by Dawn Royster of North Carolina at Chapel Hill, NC on January 2, 1985.

### Dished out 10 Assists

*By Clemson* - 10 by Keyra Gillespie vs. Miami at Clemson, SC on Feb. 18, 2010.  
*By Opponent* - 15 by Chelsea Gray of Duke at Durham, NC on Jan. 13, 2013.

### Dished Out 15 Assists

*By Clemson* - 15 by Susan Fehling vs. Wyoming at Portland, OR on December 17, 1984.  
*By Opponent* - 15 by Chelsea Gray of Duke at Durham, NC on Jan. 13, 2013.

### Collected 8 Steals

*By Clemson* - 8 by Lele Hardy vs. Maine at Clemson, SC on November 9, 2007.  
*By Opponent* - 9 by Chelsea Gray of Duke at Clemson, SC on Jan. 24, 2013

### Blocked 6 Shots

*By Clemson* - 6 by Lindsey Mason vs. UVA at Charlottesville, VA on Feb. 12, 2012.  
*By Opponent* - 6 by Kandice Ball of Wake Forest in Clemson, SC on Jan 20, 2014.

### Scored 20 Points and had 20 Rebounds in a Game

*By Clemson* - 27 points and 20 rebounds by Jackie Farmer vs. Kansas State at Manhattan, KS on November 25, 1990.  
*By Opponent* - 25 points and 21 rebounds by Dawn Royster of North Carolina at Clemson, SC on January 2, 1985.

### Multiple teammates Scored 20 points

*By Clemson* - 21 by Aliyah Collier and 20 by Nelly Perry vs. NC State in Clemson, S.C. on Feb. 28, 2016.  
*By Opponent* - 35 by Kelsey Mitchell, 27 by Ameryst Alston of Ohio State in St. Thomas, USVI on Nov. 27, 2014.

## By The Team

### Scored 100 points

*By Clemson* - 104 vs. Charleston Southern in Clemson, SC on December 6, 2010.  
*By Opponent* - 110 by Maryland at College Park, MD on January 6, 2008.

### Scored 100 points yet lost game

*By Clemson* - 104 vs. N.C. State in 105-104 loss at Clemson, SC on February 4, 1984.  
*By Opponent* - 106 by Western Kentucky and lost to Clemson 110-106 (2OT) at Amarillo, TX on March 24, 1984.

### Scored 110 points

*By Clemson* - 113 points vs. Charleston Southern at Clemson, SC on November 30, 1991.  
*By Opponent* - 110 by Maryland at College Park, MD on January 6, 2008.

### Scored 120 points

*By Clemson* - 136 points vs. Gardner-Webb at Littlejohn Coliseum on February 26, 1977.  
*By Opponent* - Never Happened

### 50-point victory

*By Clemson* - 104-52 (52) vs. Charleston Southern at Clemson, SC on Dec. 6, 2009.  
*By Opponent* - 99-41 (58) by South Carolina in Columbia, SC on Nov. 20, 2014.

### 60-point victory

*By Clemson* - 67 vs. UNC-Asheville at Clemson, SC on November 14, 1998.  
*By Opponent* - 110-46 (64) by Maryland at College Park, MD on Jan. 6, 2008

### Scored 50 Field Goals

*By Clemson* - 50 vs. Duke at Clemson, SC on January 9, 1980.  
*By Opponent* - Never Happened

### Shot 50 Percent From the Field

*By Clemson* - .500 (20-40) vs. Miami in Clemson, SC on Jan. 10, 2016.  
*By Opponent* - .542 (26-48) by Notre Dame in Notre Dame, Ind. on Feb. 25, 2016.

### Shot 60 Percent From the Field

*By Clemson* - .603 (44-73) vs. Furman at Anderson, SC on December 14, 2002.  
*By Opponent* - .621 (41-66) by Maryland at College Park, MD on January 6, 2008.

### Shot 90 Percent from the Foul Line

(Minimum 10 Attempts)  
*By Clemson* - .909 (10-11) at Boston College at Chestnut Hill, Mass. on Feb. 5, 2015.  
*By Opponent* - .923 (13-14) by Wake Forest in Greensboro, N.C. on March 2, 2016.

### Recorded a +25 Rebound Margin

*By Clemson* - +32 vs. SC State in Clemson, SC on Nov. 13, 2011  
*By Opponent* - +28 by Louisville in Clemson on Feb. 12, 2015.

### Handed Out 25 Assists

*By Clemson* - 27 vs. Syracuse in Syracuse, NY on Jan. 23, 2014.  
*By Opponent* - 25 by South Carolina in Columbia, SC on Nov. 20, 2014.

### Made 30 Free Throws

*By Clemson* - 30 vs. Virginia at Anderson, SC on January 2, 2003.  
*By Opponent* - 31 by Ohio State in St. Thomas, USVI on Nov. 27, 2014.

### Attempted 40 Free Throws

*By Clemson* - 44 vs. N.C. State at Raleigh, NC on January 5, 2001.  
*By Opponent* - 40 by Ohio State in St. Thomas, USVI on Nov. 27, 2014.

### Five Players Score in Double-Figures

*By Clemson* - Dixon, Davenport, Lewis, Tagliapietra, Perry vs. Tennessee Tech in Clemson, SC on Dec. 6, 2014.  
*By Opponent* - Whiteside, Vuckovic, Rogers, Peresson, O'Neil of Georgia Tech in Atlanta, Ga. on Feb. 14, 2016.

Bold denotes that feat happened this season.

# WOMEN'S BASKETBALL

Against All Competition Updated April 2016



Opponent	First Mtg	Last Mtg	CU Wins	CU Loss	Pct.	Home	Away	Neut.	Opponent	First Mtg	Last Mtg	CU Wins	CU Loss	Pct.	Home	Away	Neut.
Alabama	80-81	92-93	2	2	.500	1-1	1-1	0-0	Michigan State	89-90	07-08	1	1	.500	1-0	0-1	0-0
AL-Birmingham (UAB)	78-79	11-12	2	4	.333	1-2	1-2	0-0	Middle Tennessee	80-81	14-15	1	4	.200	0-1	0-2	1-1
Alabama State	90-91	92-93	2	0	1.000	1-0	0-0	1-0	Mississippi	98-99	05-06	2	2	.500	1-1	1-1	0-0
Alaska-Anchorage	03-04	03-04	0	1	1.000	0-0	0-1	0-0	Mississippi College	79-80	79-80	0	1	.000	0-0	0-0	0-1
Alcorn State	00-01	00-01	1	0	1.000	0-0	0-0	1-0	Mississippi State	82-83	83-84	1	1	.500	0-1	1-0	0-0
Anderson	75-76	75-76	0	3	.000	0-1	0-1	0-1	Miss. U. Women	79-80	79-80	1	0	1.000	1-0	0-0	0-0
Appalachian State	77-78	04-05	5	1	.833	5-1	0-0	0-0	Missouri	81-82	06-07	1	1	.500	0-0	0-0	1-1
Arkansas	01-02	07-08	0	3	.000	0-1	0-1	0-1	Montana State	89-90	12-13	1	1	.500	0-0	0-0	1-1
Army	94-95	94-95	1	0	1.000	0-0	0-0	1-0	Morehead State	76-77	04-05	3	0	1.000	2-0	0-0	1-0
Auburn	80-81	02-03	3	4	.429	1-1	1-1	1-2	National College	81-82	81-82	1	0	1.000	0-0	0-0	1-0
Augusta College	89-90	90-91	2	0	1.000	2-0	0-0	0-0	Nebraska	84-85	84-85	1	0	1.000	0-0	1-0	0-0
Austin Peay	95-96	96-97	2	0	1.000	2-0	0-0	0-0	New Orleans	86-87	97-98	1	2	.333	0-1	0-1	1-0
Baylor	10-11	10-11	0	1	.000	0-0	0-0	0-1	NJIT	13-14	14-15	2	0	1.000	1-0	1-0	0-0
Belhaven	81-82	81-82	1	0	1.000	0-0	0-0	1-0	North Carolina	75-76	15-16	27	55	.329	14-16	9-25	4-12
Belmont	05-06	05-06	0	1	.000	0-0	0-0	0-1	N. Carolina Central	11-12	11-12	1	0	1.000	1-0	0-0	0-0
Berry	79-80	79-80	1	0	1.000	1-0	0-0	0-0	North Carolina A&T	10-11	11-12	1	1	.500	1-0	0-1	0-0
Boise State	97-98	97-98	1	0	1.000	1-0	0-0	0-0	UNC-Asheville	97-98	15-16	4	0	1.000	3-0	1-0	0-0
Boston College	96-97	15-16	4	9	.308	2-4	1-5	1-0	UNC-Charlotte	81-82	09-10	9	5	.643	5-3	2-2	2-0
Boston University	87-88	87-88	1	0	1.000	1-0	0-0	0-0	UNC-Greensboro	92-93	14-15	6	1	.857	5-0	1-1	0-0
Bridgewater	75-76	75-76	1	0	1.000	0-0	0-0	1-0	UNC-Wilmington	88-89	88-89	1	0	1.000	0-0	0-0	1-0
Brigham Young	89-90	03-04	3	0	1.000	0-0	1-0	2-0	NC State	76-77	15-16	30	55	.353	18-18	7-26	5-11
Buffalo	15-16	15-16	0	1	.000	0-0	0-0	0-1	North Dakota	14-15	14-15	1	0	1.000	1-0	0-0	0-0
Butler	15-16	15-16	0	1	.000	0-0	0-0	0-1	North Florida (UNF)	13-14	13-14	1	0	1.000	1-0	0-0	0-0
California	80-81	90-91	0	2	.000	0-0	0-2	0-0	North Georgia	78-79	78-79	1	0	1.000	1-0	0-0	0-0
Cal State Northridge	13-14	13-14	0	1	.000	0-1	0-0	0-0	North Greenville	75-76	76-77	1	1	.500	0-1	0-0	1-0
Carson-Newman	79-80	83-84	3	0	1.000	2-0	1-0	0-0	North Illinois	86-87	86-87	1	0	1.000	0-0	0-0	1-0
Central Missouri	76-77	76-77	0	1	.000	0-0	0-0	0-1	Northwestern	97-98	09-10	2	1	.667	1-0	1-1	0-0
Charl. Southern	75-76	15-16	13	1	.929	11-1	2-0	0-0	Northwestern State	94-95	94-95	0	1	.000	0-0	0-0	0-1
Cheney State	82-83	82-83	0	1	.000	0-0	0-0	0-1	Notre Dame	13-14	15-16	0	3	.000	0-1	0-2	0-0
Clafflin	76-77	78-79	3	0	1.000	2-0	0-0	1-0	Oakland	02-03	11-12	1	2	.333	0-1	0-1	1-0
Cleveland State	85-86	85-86	1	0	1.000	0-0	0-0	1-0	Ohio State	83-84	14-15	1	1	.500	0-0	1-0	0-1
Coastal Carolina	94-95	15-16	2	1	.667	2-1	0-0	0-0	Ohio University	93-94	09-10	3	0	1.000	1-0	1-0	1-0
Col. of Charleston	75-76	09-10	8	9	.471	7-1	1-5	0-2	Oklahoma State	83-84	83-84	1	0	1.000	0-0	0-0	1-0
Columbia College	75-76	76-77	4	1	.800	2-0	1-1	1-0	Old Dominion	79-80	99-00	1	2	.333	1-0	0-1	0-1
Connecticut	89-90	09-10	1	3	.250	0-0	1-2	0-1	Oral Roberts	91-92	91-92	1	0	1.000	1-0	0-0	0-0
Coppin State	93-94	93-94	1	0	1.000	1-0	0-0	0-0	Oregon	15-16	15-16	0	1	.000	0-0	0-1	0-0
Creighton	13-14	13-14	1	0	1.000	0-0	0-0	1-0	Oregon State	84-85	13-14	0	2	.000	0-0	0-0	0-2
Dartmouth	98-99	98-99	1	0	1.000	1-0	0-0	0-0	Pacific	80-81	94-95	1	1	.500	0-0	0-1	1-0
Davidson	75-76	13-14	3	1	.750	2-1	1-0	0-0	Penn State	81-82	02-03	1	4	.200	0-1	1-1	0-2
Dayton	06-07	07-08	1	1	.500	1-0	0-1	0-0	Pittsburgh	76-77	15-16	5	5	.500	3-1	1-3	1-1
DePaul	88-89	89-90	1	1	.500	1-0	0-1	0-0	Portland	84-85	84-85	1	0	1.000	0-0	0-0	1-0
Detroit	82-83	82-83	1	0	1.000	0-0	0-0	1-0	Presbyterian	85-86	12-13	3	1	.750	3-1	0-0	0-0
Dist. of Columbia	80-81	80-81	1	0	1.000	1-0	0-0	0-0	Providence	12-13	12-13	3	1	.750	1-0	0-1	2-0
Drake	79-80	99-00	1	1	.500	0-0	0-0	1-1	Radford	87-88	13-14	6	0	1.000	5-0	1-0	0-0
Duke	77-78	15-16	32	39	.451	16-16	9-21	7-2	Rice	07-08	07-08	1	0	1.000	0-0	0-0	1-0
Duquesne	06-07	07-08	2	0	1.000	1-0	1-0	0-0	Richmond	09-10	09-10	0	1	.000	0-0	0-0	0-1
East Carolina	78-79	01-02	6	0	1.000	4-0	1-0	1-0	Rutgers	80-81	04-05	2	2	.500	1-0	1-2	0-0
Eastern Illinois	92-93	92-93	1	0	1.000	0-0	0-0	1-0	St. John's	06-07	06-07	1	0	1.000	0-0	0-0	1-0
E. Tennessee St.	79-80	03-04	6	0	1.000	3-0	2-0	1-0	St. Peter's	88-89	88-89	1	0	1.000	0-0	1-0	0-0
Erskine	75-76	81-82	8	0	1.000	6-0	2-0	0-0	Samford	10-11	12-13	1	1	.500	1-0	0-1	0-0
FGCU	14-15	14-15	0	1	.000	0-0	0-0	0-1	San Diego	04-05	05-06	0	2	.000	0-1	0-1	0-0
Florida	85-86	96-97	3	1	.750	1-0	0-1	2-0	San Diego State	89-90	89-90	1	0	1.000	0-0	0-0	1-0
Florida A&M	98-99	15-16	1	1	.500	1-1	0-0	0-0	Savannah State	05-06	05-06	1	0	1.000	1-0	0-0	0-0
Florida International	93-94	93-94	1	0	1.000	0-0	1-0	0-0	Sienna	07-08	07-08	1	0	1.000	0-0	0-0	1-0
Florida State	80-81	15-16	24	26	.480	11-12	11-14	2-0	SIU-Edwards	12-13	12-13	0	1	.000	0-0	0-0	0-1
Francis Marion	75-76	81-82	9	1	.900	7-0	2-1	0-0	South Alabama	86-87	87-88	1	1	.500	0-1	1-0	0-0
Fresno State	80-81	90-91	2	0	1.000	0-0	0-0	2-0	South Carolina	75-76	15-16	33	28	.541	22-9	11-17	0-2
Furman	75-76	15-16	23	4	.852	12-1	10-3	0-0	USC-Upstate	09-10	09-10	1	0	1.000	1-0	0-0	0-0
Gardner Webb	76-77	76-77	1	0	1.000	1-0	0-0	0-0	South Carolina St.	75-76	15-16	16	4	.800	12-2	3-2	1-0
Georgetown	04-05	10-11	1	3	.250	1-1	0-2	0-0	Southern Miss.	87-88	87-88	1	0	1.000	0-0	0-0	1-0
Georgia	78-79	09-10	5	13	.278	4-4	1-6	0-3	Stephen F. Austin	83-84	95-96	1	2	.333	0-1	0-1	1-0
Georgia Tech	79-80	15-16	43	34	.558	22-14	17-18	4-2	Syracuse	10-11	15-16	0	5	.000	0-1	0-2	0-2
Georgia Southern	79-80	88-89	3	0	1.000	2-0	1-0	0-0	Temple	97-98	97-98	1	0	1.000	0-0	0-0	1-0
Georgia State	76-77	08-09	4	2	.667	3-2	1-0	0-0	Tennessee	76-77	00-01	1	11	.083	1-1	0-6	0-4
Grambling	02-03	02-03	1	0	1.000	1-0	0-0	0-0	TN-Chattanooga	81-82	09-10	5	5	.500	4-1	0-3	1-1
Hartford	01-02	01-02	1	0	1.000	0-0	1-0	0-0	Tennessee Tech	79-80	15-16	7	4	.636	3-2	3-3	0-0
High Point	75-76	02-03	1	1	.500	1-0	0-0	0-1	Texas	92-93	96-97	1	1	.500	0-0	0-0	1-1
Hofstra	96-97	09-10	2	0	1.000	0-0	0-0	2-0	Texas-Arlington	95-96	95-96	2	0	1.000	1-0	1-0	0-0
Idaho State	97-98	97-98	1	0	1.000	0-0	0-0	1-0	Troy	14-15	14-15	1	0	1.000	1-0	0-0	0-0
Illinois	98-99	11-12	2	2	.500	2-1	0-1	0-0	UCLA	94-95	05-06	1	2	.333	0-1	0-1	1-0
Illinois State	83-84	83-84	1	0	1.000	0-0	0-0	1-0	Union	75-76	75-76	0	1	.000	0-0	0-0	0-1
Indiana	79-80	12-13	1	2	.333	0-1	0-1	1-0	UNLV	93-94	13-14	0	2	.000	0-0	0-2	0-0
Iowa State	98-99	98-99	1	0	1.000	1-0	0-0	0-0	USF	91-92	13-14	2	1	.667	0-1	2-0	0-0
Jackson State	82-83	95-96	2	1	.667	1-0	0-1	1-0	Valdosta State	79-80	79-80	1	0	1.000	0-0	0-0	1-0
Jacksonville	12-13	12-13	1	0	1.000	1-0	0-0	0-0	Vanderbilt	91-92	07-08	0	4	.000	0-1	0-2	0-1
James Madison	79-80	07-08	3	2	.600	2-0	0-2	1-0	Virginia	77-78	15-16	30	41	.423	16-15	10-22	4-4
Kansas	81-82	81-82	0	1	.000	0-0	0-0	0-1	Va.Commonwealth	75-76	96-97	2	0	.500	1-0	0-0	1-0
Kansas State	78-79	90-91	1	2	.333	0-1	1-0	0-1	Virginia Tech	84-85	15-16	10	9	.526	5-4	4-5	1-0
Kennesaw State	06-07	10-11	4	0	1.000	3-0	1-0	0-0	Wagner	04-05	05-06	2	0	1.000	1-0	1-0	0-0
Kentucky	99-00	99-00	1	0	1.000	0-0	0-0	1-0	Wake Forest	77-78	15-16	49	21	.700	25-10	24-10	0-1
Lander	76-77	77-78	2	0													



# WOMEN'S BASKETBALL

## Updated April 2016 All-Time Results

### 1975-76 (14-11 Overall)

Head Coach Mary King

Date	Site	WL	Score	Opponent	CU-OP Rank
Dec. 6	H	W	55-51	Davidson	
Jan. 7	H	W	66-52	Erskine	
Jan. 10	A	W	66-61	South Carolina	
Jan. 14	H	L	70-85	Anderson	
Jan. 16	A	L	68-87	College of Charleston	
Jan. 17	A	W	68-66	Charleston Southern	
Jan. 23	A1	W	76-64	Francis Marion	
Jan. 24	N1	L	60-75	Anderson	
Jan. 28	H	W	97-47	Furman	
Jan. 30	A	L	56-60	Columbia	
Feb. 3	A	L	70-82	Winthrop	
Feb. 5	N2	L	71-85	North Carolina	
Feb. 6	N2	W	65-51	Va. Commonwealth	
Feb. 11	H	L	54-69	North Greenville	
Feb. 14	H	W	85-43	Columbia College	
Feb. 16	A	L	55-89	Anderson	
Feb. 21	H	W	73-62	South Carolina	
Feb. 25	A	W	67-66	Erskine	
Feb. 28	H	W	88-44	Charleston Southern	
Mar. 4	N3	W	75-56	Columbia College	
Mar. 5	N3	L	72-84	College of Charleston	
Mar. 6	N3	W	73-60	S.C. State	
Mar. 11	N4	W	68-63	Bridgewater College	
Mar. 12	N4	L	77-92	Union	
Mar. 13	N4	L	78-105	High Point	

A1/N1-Francis Marion Invitational, Florence, SC

N2-Virginia Invitational, Charlottesville, VA

N3-SCAIAW Tournament, Anderson, SC

N4-AIAW Region II Tournament, Covington, KY

### 1976-77 (22-9 Overall)

Head Coach Annie Tribble

Date	Site	WL	Score	Opponent	CU-OP Rank
Dec. 1	H	W	88-47	Columbia College	
Dec. 4	H	W	104-36	Charleston Southern	
Dec. 11	H	L	82-94	N.C. State	
Dec. 13	A	W	63-57	Lander	
Dec. 17	N1	L	61-87	Tennessee	NR-19
Dec. 18	N1	L	76-86	Central Missouri	
Dec. 19	N1	L	74-87	Pittsburgh	
Jan. 8	H	L	61-71	College of Charleston	
Jan. 12	A	W	74-42	Erskine	
Jan. 15	H	W	79-59	North Carolina	
Jan. 19	H	L	78-83	Georgia State	
Jan. 22	A	W	92-60	South Carolina	
Jan. 26	A	W	97-51	Furman	
Jan. 29	H	W	97-74	Winthrop	
Feb. 1	H	W	70-49	Erskine	
Feb. 3	H	W	83-70	Francis Marion	
Feb. 5	A	W	103-47	Charleston Southern	
Feb. 9	A	W	83-38	Davidson	
Feb. 12	A	W	79-45	Columbia College	
Feb. 16	H	W	93-77	S.C. State	
Feb. 19	A	L	82-83	Francis Marion	
Feb. 22	A	W	74-66	Georgia State	
Feb. 23	H	W	80-74	South Carolina	
Feb. 26	H	W	136-39	Gardner-Webb	
Mar. 4	N2	W	88-83	Winthrop	
Mar. 4	N2	W	74-68	Cliffin	
Mar. 5	A2	L	67-81	College of Charleston	
Mar. 5	N2	W	88-76	North Greenville	
Mar. 10	N3	L	46-84	Tennessee	NR-10
Mar. 11	N3	W	82-66	Morehead State	
Mar. 12	A3	W	79-72	Memphis State	NR-16

N1-Miss. Univ. for Women Christmas Tour, Columbus, MS

N2-SCAIAW Tournament, Charleston, SC

A3/N3-AIAW Region II Tournament, Memphis, TN

### 1977-78 (21-11 Overall, 4-4 ACC)

Head Coach Annie Tribble

Date	Site	WL	Score	Opponent	CU-OP Rank
Nov. 28	A	L	70-88	Tennessee	NR-1
Dec. 3	H	W	95-81	Mercer	
Dec. 5	A	W	108-53	Wake Forest	
Dec. 7	H	W	95-51	Cliffin	
Dec. 10	A	L	66-69	South Carolina	
Dec. 17	H	W	101-81	Appalachian State	
Dec. 20	N1	W	109-66	Mercer	
Dec. 21	N1	L	82-84	N.C. State	NR-5
Dec. 22	A1	L	79-95	North Carolina	
Jan. 4	H	W	94-58	Georgia State	
Jan. 7	H	W	69-66	South Carolina	
Jan. 11	H	W	118-59	Duke	
Jan. 13	H2	W	101-66	Yale	
Jan. 14	H2	W	79-66	South Carolina	
Jan. 16	A	W	73-71	Francis Marion	

Jan. 19	A	L	86-91	Maryland	NR-8
Jan. 21	H	W	86-58	Virginia	
Jan. 23	A	L	82-91	College of Charleston	
Jan. 26	A	L	74-98	N.C. State	NR-2
Jan. 28	A	W	76-73	North Carolina	
Feb. 1	H	W	81-67	Winthrop	
Feb. 4	H	W	93-60	College of Charleston	
Feb. 8	H	W	84-42	Erskine	
Feb. 9	A3	W	73-59	Virginia	
Feb. 10	N3	L	76-98	Maryland	NR-7
Feb. 13	H	W	94-50	Lander	
Feb. 15	A	L	61-81	S.C. State	
Feb. 18	H	W	78-72	Francis Marion	
Feb. 23	H4	W	89-57	Erskine	
Feb. 24	H4	L	67-78	College of Charleston	
Feb. 25	H4	W	80-75	Francis Marion	
Mar. 3	N5	L	95-97	College of Charleston	

A1/N1-North Carolina Christmas Classic, Chapel Hill, NC

N2-Clemson Lady Tiger Invit., Clemson, SC, Champions

A3/N3-ACC Tournament, Charlottesville, VA

H4-SCAIAW Large College Qualifying, Clemson, SC

N5-AIAW Regional Qualifying, Aiken, SC

### 1978-79 (20-10 Overall, 6-2 ACC)

Head Coach Annie Tribble

Date	Site	WL	Score	Opponent	CU-OP Rank
Nov. 27	H	W	77-53	Georgia	
Nov. 29	H	L	66-75	Tennessee	NR-1
Dec. 2	A	W	93-81	Mercer	
Dec. 6	A	L	60-77	South Carolina	
Dec. 9	H	W	118-64	Francis Marion	
Dec. 16	H	W	89-62	North Georgia	
Dec. 21	N1	W	75-68	Pittsburgh	
Dec. 22	A1	W	79-66	North Carolina	
Dec. 23	N1	L	70-73	Kansas State	
Jan. 10	H2	W	102-49	William & Mary	
Jan. 11	H2	W	61-60	East Carolina	
Jan. 13	H	L	71-84	Maryland	NR-3
Jan. 17	H	W	111-59	Wake Forest	
Jan. 19	H	W	86-73	N.C. State	NR-7
Jan. 20	A	W	62-59	Virginia	
Jan. 23	A	L	63-72	Col. of Charleston	20-NR
Jan. 27	H	W	91-63	North Carolina	20-NR
Jan. 30	H	L	60-69	S.C. State	
Feb. 1	H	W	84-68	Winthrop	
Feb. 3	H	W	70-63	South Carolina	
Feb. 5	A	W	94-58	Duke	
Feb. 8	N3	W	81-56	Duke	
Feb. 9	A3	L	65-94	N.C. State	NR-5
Feb. 14	H	W	71-65	Erskine	
Feb. 16	A	W	84-72	Alabama-Birmingham	
Feb. 21	H	W	72-69	College of Charleston	
Feb. 24	H	W	112-53	Cliffin	
Feb. 27	A	L	67-82	N.C. State	NR-9
Mar. 1	N4	L	74-75	South Carolina	NR-18
Mar. 8	A5	L	61-89	Tennessee	NR-8

A1/N1-North Carolina Christmas Classic, Chapel Hill, NC

H2-Clemson Lady Tiger Invit., Clemson, SC, Champions

A3/N3-ACC Tournament, Raleigh, NC

N4-SCAIAW Tournament, Spartanburg, SC

N5-AIAW Region II Tournament, Knoxville, TN

### 1979-80 (24-12 Overall, 6-3 ACC)

Head Coach Annie Tribble

Date	Site	WL	Score	Opponent	CU-OP Rank
Nov. 23	N1	W	81-69	Valdosta State	
Nov. 24	A1	L	77-94	Tennessee Tech	NR-13
Nov. 28	A	W	83-81	Georgia	
Nov. 30	A	L	58-112	Old Dominion	NR-1
Dec. 1	A	W	104-58	Wake Forest	
Dec. 5	H	W	75-73	South Carolina	NR-13
Dec. 8	H	W	96-67	Berry	
Dec. 15	H	W	91-83	Louisville	
Dec. 17	H	W	94-76	Georgia Southern	
Dec. 20	N2	W	77-58	Indiana	
Dec. 21	N2	W	83-78	East Carolina	
Dec. 22	A2	W	80-77	North Carolina	
Jan. 5	A	W	84-76	East Tennessee State	
Jan. 7	A	W	76-75	North Carolina	
Jan. 9	H	W	111-56	Duke	18-NR
Jan. 11	H3	W	90-68	James Madison	18-NR
Jan. 12	H3	W	94-74	Miss. U for Women	18-NR
Jan. 16	A	L	69-85	Maryland	16-15
Jan. 19	H	W	88-71	Virginia	16-NR
Jan. 23	H	W	88-85	Mercer	16-18
Jan. 26	A	W	92-89	S.C. State	16-NR
Jan. 28	A	L	65-87	N.C. State	16-10
Jan. 31	H	W	103-67	Georgia Tech	16-NR
Feb. 2	A	L	72-88	South Carolina	16-7

Feb. 5	H	W	71-70	Francis Marion	16-NR
Feb. 8	N4	W	78-76	Virginia	16-NR
Feb. 9	A4	L	61-92	Maryland	16-14
Feb. 12	H	W	95-83	Carson-Newman	16-NR
Feb. 16	H	L	72-74	N.C. State	16-9
Feb. 18	A	L	72-89	Tennessee	16-4
Feb. 23	H	W	77-69	Col. of Charleston	16-NR
Mar. 1	N5	L	55-89	South Carolina	16-7
Mar. 5	A6	L	79-95	Tennessee	16-3
Mar. 20	N7	L	85-86	Drake	
Mar. 21	N7	L	85-87	Miss. College	
Mar. 22	N7	W	71-70	Wayland Baptist	

A1/N1-Tennessee Tech Invitational, Cookeville, TN

A2/N2-UNC Christmas Classic, Chapel Hill, NC, Champions

H3-Clemson Lady Tiger Invit., Clemson, SC, Champions

N4-ACC Tournament, College Park, MD

N5-SCAIAW Tournament, Florence, SC

N6-AIAW Region II Tournament, Knoxville, TN

N7-NWIT, Amarillo, TX

### 1980-81 (23-8 Overall, 6-1 ACC)

Head Coach Annie Tribble

ACC Regular Season Champions

#20 Final National Rank

Date	Site	WL	Score	Opponent	CU-OP Rank
Dec. 1	A	W	66-57	Carson-Newman	19-NR
Dec. 3	H	W	85-70	North Carolina	19-NR
Dec. 6	A	W	86-67	South Carolina	19-6
Dec. 13	H	W	64-61	Maryland	19-16
Dec. 16	H	W	92-83	Tennessee Tech	16-NR
Dec. 18	N1	W	66-63	Middle Tennessee	16-NR
Dec. 19	N1	L	83-85	Mercer	16-NR
Dec. 20	N1	W	78-59	Florida State	16-NR
Jan. 2	N2	W	76-60	Fresno State	18-NR
Jan. 3	A2	L	70-78	Pacific	18-NR
Jan. 4	A	L	78-83	California	18-NR
Jan. 7	A	W	75-61	Georgia Tech	
Jan. 9	H3	W	95-53	Appalachian State	
Jan. 10	H3	W	79-72	Alabama	
Jan. 12	A	L	67-77	Virginia	NR-20
Jan. 14	H	W	73-70	N.C. State	NR-10
Jan. 17	H	W	68-59	Auburn	
Jan. 19	H	W	98-71	East Tennessee State	
Jan. 21	H	W	72-64	Tennessee	NR-7
Jan. 28	H	W	93-74	Wake Forest	20-NR
Jan. 31	A	W	78-77	Louisville	20-NR
Feb. 2	A	W	67-54	Duke	20-NR
Feb. 7	H	W	78-70	South Carolina	NR-13
Feb. 10	H	W	73-64	Old Dominion	19-2
Feb. 12	H4	W	90-58	Wake Forest	19-NR
Feb. 13	H4	L	68-83	N.C. State	19-13
Feb. 18	H	W	77-63	Francis Marion	16-NR
Feb. 21	A	L	78-79	Mercer*	16-NR
Feb. 28	H	W	72-67	District of Columbia	19-NR
Mar. 10	H5	L	64-81	South Carolina	16-NR
Mar. 18	A6	L	76-99	Rutgers	20-8

N1-Mississippi University for Women Invit., Columbus, MS

A2/N2-University of Pacific Classic, Stockton, CA

H3-Clemson Lady Tiger Invit., Clemson, SC, Champions

H4-ACC Tournament, Clemson, SC

H5-AIAW Region II Tournament, Clemson, SC

A6-2nd Round AIAW National Tour., New Brunswick, NJ

### 1981-82 (20-12 Overall, 6-3 ACC)

Head Coach Annie Tribble

NCAA Tournament Participant

Date	Site	WL	Score	Opponent	CU-OP Rank
Nov. 26	N1	L	63-66	Kansas	16-15
Nov. 27	A1	W	75-58	Wayland Baptist	16-NR
Nov. 28	N1	W	68-52		

# WOMEN'S BASKETBALL

## All-Time Results

Updated April 2016



Feb. 6	A	L	91-99	South Carolina*	NR-17
Feb. 8	A	W	73-65	Auburn	NR-16
Feb. 13	H	W	75-65	Virginia	
Feb. 17	H	W	101-68	Erskine	
Feb. 20	H	W	98-78	North Carolina	
Feb. 26	N5	W	62-54	Georgia Tech	
Feb. 27	N5	W	84-76	North Carolina	
Feb. 28	N5	L	81-93	Maryland	NR-8
Mar. 12	A6	L	75-96	Penn State	NR-11
A1/N1-Wayland Baptist Classic, Plainview, TX A2/N2-Pittsburgh Classic, Pittsburgh, PA N3-South Florida Invitational, Tampa, FL, Champions H4-Clemson Lady Tiger Invitational, Clemson, SC N5-ACC Tournament, Raleigh, NC A6-First Round, NCAA Mid-east Regional, Univ. Park, PA					

### 1982-83 (12-17 Overall, 5-8 ACC)

Head Coach Annie Tribble					
Date	Site	WL	Score	Opponent	CU-OP Rank
Nov. 29	H	W	64-63	Jackson State	
Dec. 1	H	L	70-72	Duke	
Dec. 8	A	L	58-73	South Carolina	NR-15
Dec. 11	H	L	71-79	Maryland	NR-3
Dec. 15	H	L	65-90	Georgia	NR-11
Dec. 18	H	W	74-54	Winthrop	
Jan. 5	H	L	72-92	Kansas State	NR-11
Jan. 7	H	L	66-83	N.C. State	NR-20
Jan. 10	A	L	71-98	Louisiana Tech	NR-2
Jan. 14	H1	L	59-64	Mississippi State	
Jan. 15	H1	L	60-71	Auburn	NR-15
Jan. 17	A	W	68-67	Tennessee Tech	
Jan. 19	H	W	87-76	S.C. State	
Jan. 22	A	W	76-71	Virginia	
Jan. 24	H	W	89-73	South Carolina	
Jan. 27	A	W	79-67	Georgia Tech	
Jan. 29	A	L	81-95	Duke	
Feb. 2	H	L	80-84	North Carolina	
Feb. 5	H	W	84-66	Georgia Tech	
Feb. 9	A	L	67-99	N.C. State	NR-19
Feb. 12	N2	L	66-80	Cheyne State	NR-5
Feb. 13	N2	W	83-58	Detroit	
Feb. 16	A	L	67-85	Maryland	NR-6
Feb. 23	H	W	86-84	Virginia*	
Feb. 24	H	W	103-71	Wake Forest	
Feb. 26	A	L	74-85	North Carolina	NR-20
Feb. 28	A	L	64-105	Georgia	NR-12
Mar. 4	N3	W	93-92	Duke*	
Mar. 5	N3	L	87-103	N.C. State	NR-16
H1-Clemson Lady Tiger Invitational, Clemson, SC N2-East Carolina Lady Pirate Classic, Greenville, NC N3-ACC Tournament, Fayetteville, NC					

### 1983-84 (21-10 Overall, 9-5 ACC)

Head Coach Annie Tribble					
Date	Site	WL	Score	Opponent	CU-OP Rank
Nov. 24	N1	W	99-81	Oklahoma State	
Nov. 25	A1	W	67-57	Wayland Baptist	
Nov. 26	N1	W	95-75	S.F. Austin	
Nov. 30	H	W	87-67	UNC-Charlotte	19-NR
Dec. 3	H	W	80-77	South Carolina	19-NR
Dec. 6	A	W	78-72	Duke	15-NR
Dec. 15	A	W	80-75	Miss. State*	15-NR
Dec. 17	A	L	62-71	Jackson State	15-NR
Dec. 29	A2	W	73-67	Ohio State	17-NR
Dec. 30	N2	L	64-78	Georgia	17-3
Jan. 5	A	L	75-83	Virginia	18-NR
Jan. 7	A	W	73-67	N.C. State	18-12
Jan. 11	H	W	82-70	Georgia Tech	17-NR
Jan. 14	H	W	70-63	Maryland	17-13
Jan. 17	H	W	79-73	Duke	14-NR
Jan. 21	H	L	76-77	Virginia	14-19
Jan. 23	H	W	94-72	Pittsburgh	17-NR
Jan. 25	A	W	79-72	Georgia Tech	17-NR
Jan. 28	H	W	100-58	Wake Forest	17-NR
Jan. 30	A	L	61-69	North Carolina	14-15
Feb. 4	H	L	104-105	N.C. State**	14-18
Feb. 8	H	W	70-51	Carson-Newman	19-NR
Feb. 11	A	W	81-73	South Carolina	19-NR
Feb. 13	A	L	81-88	TN-Chattanooga	17-NR
Feb. 18	A	W	79-75	Wake Forest	17-NR
Feb. 23	A	L	74-80	Maryland	NR-13
Feb. 26	H	W	98-76	North Carolina	20-NR
Mar. 2	N3	L	73-74	North Carolina	20-NR
Mar. 22	N4	W	81-61	Illinois State	
Mar. 23	N4	L	66-70	TN-Chattanooga	NR-20
Mar. 24	N4	W	110-106	Western Kentucky*	
A1/N1-Wayland Baptist Classic, Plainview, TX, Champions A2/N2-Ohio State Buckeye Classic, Columbus, OH N3-ACC Tournament, Fayetteville, NC					

N4-NWIT, Amarillo, TX					
1984-85 (18-9 Overall, 8-6 ACC)					
Head Coach Annie Tribble					
Date	Site	WL	Score	Opponent	CU-OP Rank
Nov. 23	N1	W	87-54	Wisconsin	
Nov. 24	A1	W	99-84	Nebraska	
Dec. 5	A	W	70-62	South Carolina	
Dec. 8	H	L	70-71	Tennessee Tech	
Dec. 16	N2	L	75-82	Oregon State	
Dec. 17	N2	W	95-74	Wyoming	
Dec. 18	N2	W	79-66	Portland	
Dec. 29	H	W	101-90	Virginia Tech	
Dec. 31	A	L	76-84	Duke	
Jan. 2	H	L	70-75	North Carolina	
Jan. 5	H	L	74-79	N.C. State	
Jan. 9	A	W	84-81	Georgia Tech*	
Jan. 12	H	W	66-61	Maryland	
Jan. 14	H	L	70-76	Duke	
Jan. 19	H	W	75-67	Virginia	NR-15
Jan. 24	A	L	71-74	North Carolina	
Jan. 30	H	W	76-68	Wake Forest	
Feb. 2	H	W	84-73	Georgia State	
Feb. 6	A	L	72-87	N.C. State	
Feb. 9	H	W	100-63	Mars Hill	
Feb. 11	H	W	95-75	Georgia Tech	
Feb. 15	A	W	71-63	Wake Forest	
Feb. 17	H	W	91-62	Western Carolina	
Feb. 20	A	W	66-63	Virginia	NR-16
Feb. 23	A	W	87-83	Maryland	
Feb. 25	H	W	83-61	South Carolina	
Mar. 1	N3	L	76-81	Duke	
A1/N1-Nebraska Invitational, Lincoln, NE, Champions N2-Giusti Tournament, Portland, OR N3-ACC Tournament, Fayetteville, NC					

### 1985-86 (12-16 Overall, 4-10 ACC)

Head Coach Annie Tribble					
Date	Site	WL	Score	Opponent	CU-OP Rank
Nov. 25	H	L	68-87	Georgia	NR-2
Nov. 27	A	W	77-76	Virginia Tech	
Nov. 29	N1	L	88-90	Middle Tennessee St.	
Nov. 30	N1	W	104-72	Cleveland State	
Dec. 2	H	W	69-65	Florida	
Dec. 4	H	W	100-40	Presbyterian	
Dec. 7	H	W	62-61	South Carolina	
Dec. 14	H	W	79-47	East Tennessee St.	
Dec. 16	A	W	90-80	Georgia Tech	
Dec. 18	A	L	72-76	N.C. State	
Dec. 21	A	L	78-85	Tennessee Tech	
Jan. 4	H	L	62-75	N.C. State	NR-18
Jan. 11	H	L	89-96	Virginia*	NR-4
Jan. 13	H	L	77-93	Duke	NR-20
Jan. 15	H	L	73-77	Maryland	
Jan. 18	H	W	84-73	Georgia Tech	
Jan. 22	A	L	91-95	North Carolina	NR-15
Jan. 25	H	L	73-88	Wake Forest	
Feb. 1	A	L	69-88	Alabama	
Feb. 3	A	L	72-86	South Carolina	
Feb. 8	A	L	76-80	Duke	NR-17
Feb. 10	A	L	59-62	Maryland	
Feb. 12	H	W	79-75	Alabama-Birmingham	
Feb. 15	H	W	80-65	North Carolina	NR-13
Feb. 17	A	W	92-67	Wake Forest	
Feb. 22	A	L	79-90	Virginia	NR-3
Feb. 26	H	W	88-63	S.C. State	
Mar. 1	N2	L	83-88	North Carolina	NR-17
N1-Kentucky Invitational, Lexington, KY N2-ACC Tournament, Fayetteville, NC					

### 1986-87 (7-21 Overall, 3-11 ACC)

Head Coach Annie Tribble					
Date	Site	WL	Score	Opponent	CU-OP Rank
Nov. 28	N1	L	50-91	Auburn	NR-4
Nov. 29	N1	W	72-71	Northern Illinois	
Dec. 3	A	L	72-78	Duke	
Dec. 6	H	L	65-74	South Carolina	
Dec. 13	H	W	103-53	Baptist	
Dec. 15	A	L	66-67	Florida	
Dec. 17	H	L	75-87	N.C. State	NR-20
Dec. 20	H	L	79-85	Alabama	
Jan. 3	A	L	65-83	N.C. State	NR-15
Jan. 6	A	L	69-75	Alabama-Birmingham	
Jan. 10	A	L	54-90	Wake Forest	
Jan. 12	A	L	69-92	Maryland	NR-20

Jan. 15	A	L	62-65	Georgia	NR-12
Jan. 17	H	L	79-98	North Carolina	
Jan. 21	H	L	78-81	Georgia Tech	
Jan. 24	H	L	76-81	New Orleans	
Jan. 29	A	W	72-55	S.C. State	
Jan. 31	H	L	77-83	Virginia	NR-6
Feb. 2	A	W	91-60	East Tennessee St.	
Feb. 4	A	L	70-72	North Carolina	
Feb. 7	H	W	82-80	Maryland	
Feb. 9	H	W	79-76	Duke	
Feb. 11	A	L	54-57	South Carolina	
Feb. 14	A	L	66-82	Virginia	NR-8
Feb. 18	H	L	86-95	South Alabama	
Feb. 21	H	W	95-82	Wake Forest	
Feb. 23	A	L	66-82	Georgia Tech	
Feb. 28	N2	L	58-79	N.C. State	NR-16
N1-Minnesota Classic, Minneapolis, MN N2-ACC Tournament, Fayetteville, NC					

### 1987-88 (21-9 Overall, 8-6 ACC)

Head Coach Jim Davis					
#20 Final National Ranking					
NCAA Tournament Participant					
Date	Site	WL	Score	Opponent	CU-OP Rank
Nov. 27	N1	W	78-64	Southern Mississippi	
Nov. 28	A1	W	64-52	Georgia Southern	
Dec. 2	H	W	87-51	S.C. State	
Dec. 5	H	W	76-72	N.C. State	
Dec. 12	H	W	81-64	UNC-Charlotte	
Dec. 14	A	W	75-71	South Alabama	
Dec. 16	A	L	55-59	New Orleans	
Dec. 30	H	W	77-53	Boston University	
Jan. 4	A	L	61-68	Duke	NR-9
Jan. 6	A	W	72-66	N.C. State	
Jan. 14	H	L	78-79	Maryland*	NR-14
Jan. 16	H	L	64-70	Wake Forest	
Jan. 18	H	W	92-58	Radford	
Jan. 23	A	W	73-50	North Carolina	
Jan. 27	H	W	94-72	Georgia Tech	
Jan. 30	A	W	62-60	South Carolina	
Feb. 1	H	W	78-65	Duke	NR-17
Feb. 3	A	W	90-74	Georgia Tech	
Feb. 6	A	L	64-67	Virginia	NR-6
Feb. 8	A	L	67-84	Maryland	NR-11
Feb. 10	H	W	72-62	South Carolina	
Feb. 13	H	W	73-65	Georgia	NR-13
Feb. 15	A	W	77-44	UNC-Charlotte	
Feb. 17	H	W	96-64	Georgia State	
Feb. 20	H	W	85-77	Virginia	NR-7
Feb. 25	A	L	78-83	Wake Forest	20-NR
Feb. 27	H	W	66-60	North Carolina	20-NR
Mar. 5	N2	W	81-65	Duke	
Mar. 6	N2	L	57-66	Virginia	NR-9
Mar. 19	A3	L	63-70	James Madison	NR-14
A1/N1-Ga. Southern Classic, Statesboro, GA, Champions N2-ACC Tournament, Fayetteville, NC N3-Second Round, NCAA East Regional, Harrisonburg, VA					

### 1988-89 (20-11 Overall, 9-5 ACC)

Head Coach Jim Davis					
#13 Final National Ranking					
NCAA Tournament Final 16					
Date	Site	WL	Score	Opponent	CU-OP Rank
Nov. 26	N1	W	69-66	Louisiana State	NR-19
Nov. 27	A1	L	54-55	Western Kentucky	NR-14
Dec. 2	N2	W	63-47	Florida	
Dec. 3	A2	L	64-69	Middle Tennessee St.	
Dec. 10	H	W	73-52	Morehead State	
Dec. 17	A	W	63-57	Radford	
Dec. 29	N3	W	88-51	UNC-Wilmington	
Dec. 30	A3	W	67-63	St. Peter's	
Jan. 2	H	W	69-55	Duke	NR-20
Jan. 4	H	L	76-78	N.C. State	NR-19
Jan. 6	H	W	69-67	Maryland	NR-5
Jan. 11	H	L	63-64	Virginia	20-12
Jan. 14	H	L	76-82	Wake Forest	20-NR
Jan. 16	A	L	75-96	Georgia	NR-6
Jan. 18	H	W	83-56	Georgia Tech	
Jan. 21	A	L	71-81	N.C. State	NR-16
Jan. 26	A	L	62-64	South Carolina	NR-16
Jan. 28	H	W	74-67	South Carolina	NR-16
Feb. 1	H	W	75-41	Georgia Southern	
Feb. 8	A	W	71-50	Duke	
Feb. 11	A	W	71-66	North Carolina	
Feb. 15	A	W	72-61	Wake Forest	
Feb. 18	A	W	93-84	Virginia	NR-14
Feb. 20	A	L	63-88	Maryland	NR-6
Feb. 22	A	W	89-62	Georgia Tech	
Feb. 25	H	W	92-61	North Carolina	



# WOMEN'S BASKETBALL

Updated April 2016

## All-Time Results

Feb. 27	H	W	89-78	DePaul		
Mar. 4	N4	W	94-74	Georgia Tech		
Mar. 5	N4	L	86-93	N.C. State	NR-14	
Mar. 18	H5	W	78-65	Georgia	NR-10	
Mar. 23	A6	L	60-71	Auburn	NR-2	

A1/N1-Bowling Green Invitational, Bowling Green, KY  
A2/N2-Middle Tennessee Invitational, Murfreesboro, TN  
A3/N3-St. Peter's Tournament, Jersey City, NJ, Champions  
N4-ACC Tournament, Fayetteville, NC  
H5-Second Round, NCAA MidEast Regional, Clemson, SC  
A6-Semifinals, NCAA MidEast Regional, Auburn, AL

### 1989-90 (22-10 Overall, 10-4 ACC)

Head Coach Jim Davis						
#19 Final National Rank						
NCAA Tournament Final 16						
Date	Site	WL	Score	Opponent	CU-OP Rank	
Nov. 24	A1	L	65-87	DePaul		
Nov. 25	N1	W	62-45	San Diego State		
Nov. 29	H	W	84-49	Furman		
Dec. 2	H	W	90-46	College of Charleston		
Dec. 6	H	W	79-52	Augusta		
Dec. 9	A	L	64-82	South Carolina	NR-17	
Dec. 16	H	W	66-56	UNC-Charlotte		
Dec. 18	H	W	75-64	Michigan State		
Dec. 29	A2	W	73-69	Brigham Young		
Dec. 30	N2	W	80-53	Montana State		
Jan. 8	H	L	52-74	South Carolina	NR-18	
Jan. 13	H	W	69-59	Wake Forest		
Jan. 16	H	W	72-60	Maryland	NR-15	
Jan. 20	H	L	64-72	N.C. State	NR-12	
Jan. 22	H	W	78-77	Radford**		
Jan. 24	H	W	77-69	Georgia Tech		
Jan. 27	H	W	80-66	North Carolina		
Jan. 29	H	W	64-49	Duke		
Jan. 31	A	L	64-67	Virginia	NR-12	
Feb. 2	A	W	77-65	Maryland	NR-23	
Feb. 7	H	L	52-75	Georgia	NR-4	
Feb. 10	A	W	63-59	Wake Forest		
Feb. 12	A	W	80-75	Georgia Tech		
Feb. 17	H	L	63-71	Virginia	NR-10	
Feb. 21	A	L	81-82	N.C. State	NR-9	
Feb. 24	A	W	80-79	North Carolina		
Feb. 26	A	W	65-60	Duke		
Mar. 3	N3	W	77-68	Duke		
Mar. 4	N3	L	66-84	Virginia	NR-15	
Mar. 14	H4	W	79-55	Manhattan		
Mar. 17	A5	W	61-59	Connecticut		
Mar. 22	N6	L	62-80	Tennessee	NR-4	

A1/N1-DePaul Invitational, Chicago IL  
A2/N2-Brigham Young Invit., Provo, UT, Champions  
N3-ACC Tournament, Fayetteville, NC  
H4-First Round, NCAA East Regional, Clemson, SC  
A5-Second Round, NCAA East Regional, Storrs, CT  
N6-Semifinals, NCAA East Regional, Norfolk, VA

### 1990-91 (22-11 Overall, 8-6 ACC)

Head Coach Jim Davis						
#8 Final National Rank						
NCAA Tournament East Region Finalist						
Date	Site	WL	Score	Opponent	CU-OP Rank	
Nov. 24	N1	W	83-74	Alabama St.	21-NR	
Nov. 25	A1	W	68-61	Kansas St.	21-NR	
Dec. 1	H	W	86-52	Col. of Charleston	19-NR	
Dec. 5	H	W	74-63	UNC Charlotte	17-NR	
Dec. 8	H	W	73-40	South Carolina	17-22	
Dec. 15	H	W	95-61	Augusta	16-NR	
Dec. 20	A2	L	86-90	California*	16-NR	
Dec. 21	N2	W	65-43	Fresno State	16-NR	
Jan. 2	H	W	82-73	N.C. State	16-2	
Jan. 5	H3	W	81-59	Brigham Young	16-NR	
Jan. 9	H	L	75-81	Virginia	12-2	
Jan. 11	H	L	68-71	Maryland	12-NR	
Jan. 14	H	W	90-45	Radford	12-NR	
Jan. 16	A	L	62-75	South Carolina	17-NR	
Jan. 19	A	L	55-77	N.C. State	17-4	
Jan. 21	A	W	69-63	Wake Forest	17-NR	
Jan. 23	A	W	63-61	Georgia Tech	21-NR	
Jan. 26	H	W	79-66	North Carolina	21-NR	
Jan. 28	H	W	63-49	Duke	21-NR	
Jan. 30	H	W	81-45	S.C. State	20-NR	
Feb. 7	A	L	59-96	Georgia	19-3	
Feb. 9	H	L	58-59	Wake Forest	19-NR	
Feb. 11	H	W	76-64	Georgia Tech	19-NR	
Feb. 14	A	W	74-63	Maryland	23-NR	
Feb. 16	A	L	62-89	Virginia	23-1	
Feb. 22	A	W	67-59	Duke	24-NR	
Feb. 24	A	L	54-58	North Carolina	24-NR	
Mar. 2	N4	W	60-58	Duke		

Mar. 3	N4	W	65-62	Virginia	NR-1	
Mar. 4	N4	L	61-84	N.C. State	NR-7	
Mar. 16	H5	W	103-91	Providence	21-15	
Mar. 21	N6	W	57-55	James Madison	21-NR	
Mar. 23	N6	L	57-60	Connecticut	21-13	

A1/N1-Kansas St. Invit., Manhattan, KS, Champions  
A2/N2-California Golden Bear Classic, Berkeley, CA  
H3-Civic Center of Anderson, Anderson, SC  
N4-ACC Tournament, Fayetteville, NC  
H5-NCAA Tournament, 2nd Round, East Region  
N6-NCAA Tournament, East Regional Semifinal & Final, Philadelphia, PA

### 1991-92 (21-10 Overall, 9-7 ACC)

Head Coach Jim Davis						
#19 Final National Rank						
NCAA Tournament Participants						
Date	Site	WL	Score	Opponent	CU-OP Rank	
Nov. 22	N1	W	66-54	UNC-Charlotte	20-NR	
Nov. 23	A1	L	60-72	Vanderbilt	20-8	
Nov. 27	A	W	94-57	Furman	22-NR	
Nov. 30	H	W	113-48	Char. Southern	22-NR	
Dec. 4	A	W	78-56	S.C. State	20-NR	
Dec. 7	H	W	81-54	Appalachian St.	20-NR	
Dec. 14	H	W	90-75	Furman	19-NR	
Dec. 20	N2	W	72-44	Wright State	18-NR	
Dec. 21	A2	W	90-83	South Florida	18-NR	
Jan. 4	A	L	85-86	N.C. State	12-13	
Jan. 10	A	W	107-72	Duke	15-NR	
Jan. 12	A	L	56-72	North Carolina	15-NR	
Jan. 15	H	W	80-73	Florida State	17-NR	
Jan. 18	A	L	52-85	Virginia	17-1	
Jan. 20	A	L	59-63	Maryland	15-1	
Jan. 22	A	W	73-69	Georgia Tech	15-NR	
Jan. 25	H	W	80-62	Wake Forest	15-NR	
Feb. 1	A	L	66-79	Florida State	15-NR	
Feb. 4	H	L	57-59	Georgia Tech	18-NR	
Feb. 8	H	W	88-72	N.C. State	18-NR	
Feb. 10	A	W	73-56	Wake Forest	18-NR	
Feb. 12	H	W	81-69	South Carolina	23-NR	
Feb. 15	H	W	72-55	Maryland	23-1	
Feb. 19	H	W	49-46	North Carolina	19-23	
Feb. 22	H	L	81-85	Virginia	19-1	
Feb. 27	H	W	98-54	Oral Roberts	19-NR	
Feb. 29	H	W	63-59	Duke	19-NR	
Mar. 7	N3	W	96-93	N.C. State*	18-NR	
Mar. 8	N3	L	73-74	Georgia Tech	18-NR	
Mar. 18	H4	W	76-72	TN-Chattanooga	20-NR	
Mar. 22	A5	L	72-73	West Virginia	20-11	

A1/N1-Vanderbilt Tournament, Nashville, TN  
A2/N2-South Florida Tour., Tampa, FL, Champions  
N3-Atlantic Coast Conference Tournament, Rock Hill, SC  
N4-NCAA Tournament, First Round, East Regional

### 1992-93 (19-11 Overall, 8-8 ACC)

Head Coach Jim Davis						
NCAA Tournament Participants						
Date	Site	WL	Score	Opponent	CU-OP Rank	
Dec. 2	A	W	72-58	Furman		
Dec. 5	H	W	87-60	S.C. State		
Dec. 16	A	L	68-86	Georgia Tech		
Dec. 18	N1	W	94-58	Eastern Illinois		
Dec. 19	A1	W	79-68	Alabama		
Dec. 27	N2	W	78-75	Texas	NR-11	
Dec. 29	A2	W	68-67	Rutgers	24-NR	
Jan. 3	H	W	89-66	N.C. State	24-NR	
Jan. 6	H	L	60-64	Maryland	19-3	
Jan. 13	H	W	61-60	Virginia*	17-8	
Jan. 16	H	L	56-59	North Carolina	17-21	
Jan. 18	A	W	71-51	Wake Forest	17-NR	
Jan. 20	H	W	92-35	Alabama State	18-NR	
Jan. 24	A	L	71-79	N.C. State	18-NR	
Jan. 26	H	W	85-80	Georgia Tech	19-NR	
Jan. 28	H	W	74-60	TN-Chattanooga	19-NR	
Jan. 31	H	W	88-63	Duke	19-NR	
Feb. 3	A	L	54-55	South Carolina	19-NR	
Feb. 6	A	W	84-69	Florida State	19-NR	
Feb. 10	H	W	68-58	Wake Forest	21-NR	
Feb. 15	A	L	65-67	Duke	21-NR	
Feb. 18	A	L	73-81	Maryland	20-12	
Feb. 20	A	L	70-87	Virginia	20-11	
Feb. 24	H	W	70-63	Florida State	24-NR	
Feb. 27	A	L	63-70	North Carolina	24-18	
Mar. 1	H	W	75-66	UNC-Greensboro		
Mar. 6	N3	W	87-66	Georgia Tech		
Mar. 7	N3	L	71-79	Virginia*	NR-10	
Mar. 17	H4	W	70-64	Xavier		
Mar. 21	A5	L	78-89	Stephen F. Austin	NR-12	

A1/N1-Alabama Classic, Tuscaloosa, AL, Champions

A2/ N2-Rutgers/Bell Atlantic Tour., Piscataway, NJ,  
N3-ACC Tournament, Rock Hill, SC  
H4-NCAA Tournament, First Round, Midwest Regional  
A5-NCAA Tournament, Second Round, Midwest Regional

### 1993-94 (20-10 Overall, 11-5 ACC)

Head Coach Jim Davis						
#22 Final National Rank						
NCAA Tournament Participants						
Date	Site	WL	Score	Opponent	CU-OP Rank	
Dec. 1	H	W	78-77	Furman		
Dec. 4	H	W	88-45	Western Carolina		
Dec. 11	H	W	92-30	Coppin State		
Dec. 15	A	L	61-74	S.C. State		
Dec. 21	A1	L	61-72	Nevada-Las Vegas		
Dec. 22	N1	W	62-53	Louisville		
Dec. 29	N2	W	76-48	Ohio University		
Dec. 30	N2	L	75-85	Penn State	NR-3	
Jan. 3	A	L	65-69	Virginia	NR-17	
Jan. 5	A	W	71-56	N.C. State		
Jan. 8	H	W	54-52	Maryland	NR-24	
Jan. 13	H	W	72-54	Wake Forest		
Jan. 18	H	W	83-34	Winthrop		
Jan. 23	H	L	67-74	Duke		
Jan. 26	H	W	77-52	Georgia Tech		
Jan. 28	A	W	90-82	Duke		
Jan. 30	A	L	68-71	North Carolina	NR-5	
Feb. 3	H	W	71-59	N.C. State		
Feb. 7	H	W	80-26	Florida State		
Feb. 9	A	W	65-48	Wake Forest		
Feb. 16	H	W	90-75	South Carolina		
Feb. 19	H	W	70-61	Virginia	NR-6	
Feb. 23	A	W	75-60	Florida State		
Feb. 25	A	W	55-51	Georgia Tech		
Feb. 27	H	L	86-91	North Carolina	NR-5	
Mar. 1	A	L	46-84	Maryland		
Mar. 5	N3	W	73-52	N.C. State		
Mar. 6	N3	L	64-65	North Carolina	NR-5	
Mar. 16	A4	W	65-64	Florida Inter.	NR-19	
Mar. 19	A5	L	66-78	Tennessee	NR-1	

A1/N1-Nevada-Las Vegas Tournament, Las Vegas, NV  
N2-Hilton Head Tournament, Hilton Head, SC  
N3-ACC Tournament, Rock Hill, SC  
A4-NCAA Tournament, First Round, MidEast Regional  
A5-NCAA Tournament, Second Round, MidEast Regional

### 1994-95 (21-11 Overall, 9-7 ACC)

Head Coach Jim Davis						
NWIT Participants						
Date	Site	WL	Score	Opponent	CU-OP Rank	
Nov. 27	N1	L	86-94	Western Kentucky	NR-21	
Nov. 30	H	W	85-35	Western Carolina		
Dec. 3	H	W	70-65	Furman		
Dec. 5	H	W	84-37	Coastal Carolina		
Dec. 8	A	L	73-79	South Carolina		
Dec. 10	H	W	77-50	Charleston Southern		
Dec. 17	H	W	99-59	East Carolina		
Dec. 19	N2	W	82-56	Army		
Dec. 20	N2	W	88-79	Providence		
Dec. 21	N2	W	79-62	UCLA		
Dec. 29	H	W	102-42	S.C. State		
Jan. 1	H	L	67-76	Virginia	NR-11	
Jan. 5	A	W	81-27	College of Charleston		
Jan. 8	H	W	72-68	Florida State		
Jan. 11	A	W	66-57	Maryland		
Jan. 14	H	L	73-77	North Carolina	NR-4	
Jan. 19	A	W	67-59	Wake Forest		
Jan. 21	A	L	66-72	N.C. State		
Jan. 26	H	W	68-56	Georgia Tech		
Jan. 28	A	L	78-55	Virginia	NR-12	
Feb. 1	H	W	78-64	Duke	NR-14	
Feb. 6	A	W	67-64	Florida State		
Feb. 11	H	W	74-56	Maryland		
Feb. 15	A	L	69-82	North Carolina	NR-9	
Feb. 18	H	W	72-57	Wake Forest		
Feb. 20	A	W	88-82	Duke	NR-19	
Feb. 23	H	L	55-68	N.C. State		
Feb. 25	A	L	60-68	Georgia Tech		
Mar. 3	N3	L	71-78	Duke	NR-22	
Mar. 23	N4	L	64-80	Northwestern St. (LA)		
Mar. 24	N4	W	80-75	Pacific		
Mar. 25	N4	W	107-66	East Tennessee St.		

N1-Murfreesboro, TN  
N2-Northern Lights Invit., Anchorage, AK (Champions)  
N3-ACC Tournament, Rock Hill, SC  
N4-National Women's Invitational Tour., Amarillo, TX

# WOMEN'S BASKETBALL

## All-Time Results



Updated April 2016

### 1995-96 (23-8 Overall, 11-5 ACC)

Head Coach Jim Davis  
#14 Final National Rank  
ACC Champions  
NCAA Tournament Participants

Date	Site	WL	Score	Opponent	CU-OPP Rank
Nov. 28	A	W	77-74	UNC-Charlotte*	
Nov. 30	H	W	78-54	Texas-Arlington	
Dec. 2	H	W	88-53	Col. of Charleston	
Dec. 4	A	W	80-28	Western Carolina	
Dec. 6	A	W	77-30	Furman	
Dec. 9	H	W	89-73	Appalachian State	
Dec. 16	H	W	69-59	UNC-Charlotte	
Dec. 18	N1	W	82-46	Jackson State	
Dec. 19	A1	W	85-72	Texas-Arlington	
Jan. 2	A	W	63-59	Virginia	NR-5
Jan. 7	A	W	87-74	Florida State	
Jan. 13	A	L	68-93	North Carolina	23-NR
Jan. 17	H	W	85-68	Wake Forest	24-NR
Jan. 20	H	W	76-64	N.C. State	24-11
Jan. 25	A	L	38-55	Georgia Tech	18-NR
Jan. 28	H	W	57-45	Virginia	18-7
Jan. 31	A	L	63-74	Duke	17-12
Feb. 3	H	W	70-53	Florida State	17-NR
Feb. 5	H	W	75-57	South Carolina	17-NR
Feb. 7	H	W	70-53	Maryland	18-NR
Feb. 10	A	L	72-74	Maryland	18-NR
Feb. 15	H	W	79-78	North Carolina*	19-NR
Feb. 17	A	W	59-58	Wake Forest	19-NR
Feb. 19	H	L	65-75	Duke	16-12
Feb. 21	A	L	72-77	N.C. State	16-18
Feb. 25	H	L	62-72	Georgia Tech	16-NR
Mar. 1	N2	W	67-49	North Carolina	22-NR
Mar. 2	N2	W	75-67	Virginia	22-8
Mar. 3	N2	W	71-54	Duke	22-12
Mar. 16	H3	W	79-52	Austin Peay	14-NR
Mar. 18	H3	L	88-93	S. F. Austin*	14-NR

A1/N1-Texas Arlington Tour., Arlington, TX, Champions  
N2-ACC Tournament, Rock Hill, SC, Champions  
H3-NCAA First & Second Rounds, MW Reg., Clemson, SC

### 1996-97 (19-11 Overall, 8-8 in the ACC)

Head Coach Jim Davis  
#21 Final National Rank  
NCAA Tournament Participants

Date	Site	WL	Score	Opponent	CU-OPP Rank
Nov. 24	H	W	55-46	VA Commonwealth	25-NR
Nov. 26	H	W	83-78	Georgia	24-2
Dec. 3	H	W	93-49	Furman	20-NR
Dec. 7	A	L	53-72	Maryland	20-NR
Dec. 15	H	W	88-68	Austin Peay	22-NR
Dec. 18	A	W	66-60	South Carolina	22-NR
Dec. 21	N1	W	73-63	Washington State	22-NR
Dec. 22	N1	W	52-50	Florida	22-NR
Dec. 28	N2	W	55-52	Boston College	21-NR
Dec. 29	N2	W	69-59	Hofstra	21-NR
Jan. 2	A	L	60-69	Wake Forest	21-NR
Jan. 4	A	W	58-44	Virginia	21-9
Jan. 8	H	W	60-54	N.C. State	20-11
Jan. 11	H	W	74-63	Florida State	20-NR
Jan. 13	A	W	67-59	Georgia Tech	12-NR
Jan. 17	H	W	60-57	Wake Forest	12-NR
Jan. 20	H	L	63-75	North Carolina	10-9
Jan. 24	A	L	61-70	Duke	10-24
Jan. 29	H	L	65-75	Virginia	17-8
Feb. 1	N3	L	53-68	Texas	17-10
Feb. 5	A	L	53-64	N.C. State	19-25
Feb. 8	H	W	52-50	Georgia Tech	19-NR
Feb. 11	A	L	72-79	North Carolina	22-5
Feb. 16	H	W	72-69	Duke	22-18
Feb. 19	A	W	71-47	Florida State	21-NR
Feb. 22	H	L	64-70	Maryland	21-NR
Feb. 28	N4	W	87-75	N.C. State	22-NR
Mar. 1	N4	W	77-75	Virginia*	22-13
Mar. 2	N4	L	58-62	North Carolina	22-5
Mar. 15	N5	L	66-70	Marquette	21-NR

N1-Boise State Tournament, Boise, ID, Champions  
N2-Dartmouth Tournament, Hanover, NH, Champions  
N3-ACC-Big 12 Challenge, Boulder, CO  
N4-ACC Tournament, Charlotte, NC  
N5-NCAA Tour., First Rd., MidEast Reg., Baton Rouge, LA

### 1997-98 (25-8 Overall, 12-4 ACC)

Head Coach Jim Davis  
#14 Final National Rank  
NCAA Tournament Participants

Date	Site	WL	Score	Opponent	CU-OPP Rank
Nov. 14	A1	W	61-46	Tennessee Tech	
Nov. 16	A1	L	66-70	Northwestern	

Nov. 23	H	W	81-65	Boise State	
Nov. 25	H	W	73-59	South Carolina	
Nov. 30	A	L	67-70	Georgia	NR-13
Dec. 4	A	W	83-70	Furman	
Dec. 13	H	W	72-61	Duke	NR-11
Dec. 16	A	W	87-84	Florida State	
Dec. 20	N2	W	101-58	New Orleans	
Dec. 22	N3	W	65-39	Temple	
Dec. 23	N3	W	58-50	Idaho State	
Dec. 30	H	W	89-44	Winthrop	
Jan. 2	H	W	77-63	North Carolina	NR-5
Jan. 5	H	W	74-67	Virginia	NR-9
Jan. 8	A	L	51-73	N.C. State	NR-13
Jan. 11	H	W	73-51	Maryland	
Jan. 15	A	W	61-60	Wake Forest	23-NR
Jan. 22	H	W	79-56	Georgia Tech	19-NR
Jan. 25	A	L	59-78	Duke	19-24
Jan. 29	H	W	85-56	Florida State	21-NR
Feb. 1	A	L	59-80	North Carolina	21-6
Feb. 5	A	L	55-72	Virginia	22-13
Feb. 7	H	W	68-58	N.C. State*	22-9
Feb. 10	H	W	102-55	Wofford	21-NR
Feb. 12	A	W	74-70	Maryland	21-NR
Feb. 15	H	W	64-41	Wake Forest	21-NR
Feb. 18	H	W	87-50	UNC-Asheville	19-NR
Feb. 22	A	W	89-58	Georgia Tech	19-NR
Feb. 27	N4	W	85-68	Florida State	16-NR
Feb. 28	N4	W	63-44	Maryland	16-NR
Mar. 1	N4	L	50-81	North Carolina	16-10
Mar. 14	N5	W	60-49	Miami, (FL)	14-NR
Mar. 16	A6	L	52-74	Louisiana Tech	14-4

A1-Preseason NIT  
N2-at Myrtle Beach, SC  
N3-Bahamas Shootout, Nassau, Bahamas, Champions  
N4-ACC Tournament, Charlotte, NC, Finalists  
N5-NCAA Tour. First Round, Midwest Regional, Ruston, LA  
A6-NCAA Tour. Second Round, Midwest Reg., Ruston, LA

### 1998-99 (26-6 Overall, 11-5 ACC)

Head Coach Jim Davis  
#10 Final National Rank  
ACC Champions  
NCAA Tournament Final 16

Date	Site	WL	Score	Opponent	CU-OPP Rank
Nov. 14	H	W	93-26	UNC-Asheville	
Nov. 16	A	W	76-54	Mississippi	
Nov. 18	H	W	69-43	Furman	
Nov. 20	H	W	101-59	Wofford	
Nov. 30	A	W	65-54	Winthrop	25-NR
Dec. 2	H	W	88-67	N.C. State	25-17
Dec. 5	H	W	89-48	Maryland	25-NR
Dec. 14	H	W	88-60	Dartmouth	14-NR
Dec. 17	A	W	84-67	South Carolina	14-NR
Dec. 20	N1	W	60-58	Louisiana State	14-NR
Dec. 30	H	W	59-42	UNC-Greensboro	10-NR
Jan. 2	H	L	66-67	Virginia*	10-22
Jan. 4	A	L	76-87	North Carolina	12-6
Jan. 7	H	W	77-55	Florida State	12-NR
Jan. 10	A	W	61-56	Georgia Tech	12-NR
Jan. 14	A	L	77-86	Duke	16-12
Jan. 17	H	W	78-38	Wake Forest	16-NR
Jan. 21	A	W	70-58	N.C. State	16-NR
Jan. 24	H	W	81-72	Iowa State	16-14
Jan. 28	A	W	55-45	Maryland	15-NR
Jan. 31	A	L	55-75	Virginia	15-19
Feb. 3	H	L	72-76	North Carolina	17-13
Feb. 7	A	W	71-67	Florida State	17-NR
Feb. 11	H	W	69-41	Georgia Tech	19-NR
Feb. 14	H	W	80-75	Duke	19-7
Feb. 18	A	W	66-38	Wake Forest	14-NR
Feb. 27	N2	W	52-51	N.C. State	16-NR
Feb. 28	N2	W	76-71	Duke	16-8
Mar. 1	N2	W	87-72	North Carolina	13-11
Mar. 12	H3	W	76-45	Florida A&M	10-NR
Mar. 14	H3	W	63-51	Illinois	10-NR
Mar. 20	N4	L	54-67	Georgia	10-12

N1-Myrtle Beach, SC  
N2-ACC Tournament, Charlotte, NC, Champions  
H3-NCAA Tournament, First and Second Rounds, NCAA  
MidEast Region, Clemson, SC  
N4-NCAA Tournament, Regional Semifinals, NCAA  
MidEast Region, Cincinnati, OH

### 1999-2000 (19-12 Overall, 9-7 ACC)

Head Coach Jim Davis  
NCAA Tournament Participants

Date	Site	WL	Score	Opponent	CU-OPP Rank
Nov. 19	H	W	67-52	Massachusetts	
Nov. 22	H	W	71-63	Mississippi	
Nov. 24	N1	L	57-68	Old Dominion	NR-14

Nov. 26	N1	W	70-65	Kentucky	
Nov. 29	H	W	65-46	South Carolina	
Dec. 1	A	W	57-52	Furman	
Dec. 4	A	L	62-81	Georgia Tech	
Dec. 11	A	W	55-44	Wofford	
Dec. 17	H	W	64-41	Winthrop	
Dec. 19	N2	L	54-69	Penn State	NR-9
Dec. 21	A	L	67-78	UNC-Greensboro*	
Dec. 30	A	W	61-44	East Carolina	
Jan. 2	A	W	75-56	UNC-Asheville	
Jan. 6	H	L	58-74	Maryland	
Jan. 10	A	W	60-59	North Carolina	NR-12
Jan. 13	H	W	71-56	N.C. State	NR-3
Jan. 16	A	L	51-60	Duke	NR-1
Jan. 20	A	L	74-77	Virginia**	
Jan. 24	H	W	66-55	Wake Forest	
Jan. 27	A	W	73-61	Florida State	
Jan. 31	H	W	72-43	Georgia Tech	
Feb. 6	A	W	59-57	Maryland	
Feb. 10	H	W	69-65	North Carolina	
Feb. 13	A	L	58-67	N.C. State	NR-1
Feb. 17	H	L	63-72	Virginia	NR-2
Feb. 21	H	L	44-59	Duke	NR-9
Feb. 24	A	W	63-59	Wake Forest	
Feb. 27	H	W	75-58	Florida State	
Mar. 5	N3	L	54-56	North Carolina	
Mar. 17	N4	W	64-50	Drake	
Mar. 19	A4	L	45-83	Connecticut	NR-1

N1-Coaches vs. Cancer Challenge, Hartford, CT  
N2-Myrtle Beach, SC  
N3-ACC Tournament, Greensboro, NC  
N4/A4-NCAA Tournament, Storrs, CT

### 2000-01 (21-10 Overall, 10-6 ACC)

Head Coach Jim Davis  
#22 Final National Rank  
NCAA Tournament Participants

Date	Site	WL	Score	Opponent	CU-OPP Rank
Nov. 18	A	L	62-80	Illinois	NR-25
Nov. 20	H	W	92-58	East Carolina	
Nov. 24	N1	L	58-86	Tennessee	NR-2
Nov. 25	N1	W	66-58	Alcorn State	
Nov. 29	A	W	56-43	South Carolina	
Dec. 6	H	W	80-59	Furman	
Dec. 9	H	W	93-75	Duke	NR-3
Dec. 16	H	W	89-65	UNC-Greensboro	
Dec. 18	H	W	80-59	Virginia Tech	
Dec. 21	N2	W	72-61	Auburn	NR-9
Dec. 28	H	W	73-63	Wofford	20-NR
Dec. 30	A	W	79-46	Winthrop	20-NR
Jan. 2	A	L	73-85	Maryland*	18-NR
Jan. 5	A	W	67-52	N.C. State	18-16
Jan. 8	H	L	70-71	North Carolina	16-NR
Jan. 11	H	W	67-45	Wake Forest	16-NR
Jan. 15	A	W	87-71	Virginia	20-25
Jan. 18	A	W	72-64	Georgia Tech	20-NR
Jan. 21	H	W	79-66	Florida State	20-NR
Jan. 28	A	L	42-92	Duke	15-4
Feb. 1	H	L	62-68	Maryland	17-NR
Feb. 4	H	L	50-56	N.C. State	17-NR
Feb. 8	A	L	99-100	North Carolina**	25-NR
Feb. 11	A	W	72-55	Wake Forest	25-NR
Feb. 15	H	W	78-71	Virginia	
Feb. 19	H	W	68-49	Georgia Tech	
Feb. 22	A	W	63-49	Florida State	
Mar. 3	N3	W	75-57	North Carolina	25-NR
Mar. 4	N3	L	52-65	N.C. State	25-21
Mar. 16	N4	W	51-49	TN-Chattanooga	22-NR
Mar. 18	A4	L	62-77	Xavier	22-12

N1-Maui Classic, Maui, HI  
N2-Myrtle Beach, SC  
N3-ACC Tournament, Greensboro, NC  
N4-NCAA Tournament, First and Second Rounds, NCAA  
MidEast Region, Cincinnati, OH

### 2001-02 (17-12 Overall, 9-7 ACC)

Head Coach Jim Davis  
NCAA Tournament Participants

Date	Site	WL	Score	Opponent	CU-OPP Rank
Nov. 16	H	W	67-53	East Carolina	
Nov. 19	H	W	73-62	Illinois	
Nov. 25	N1	L	54-57	Massachusetts	
Nov. 28	H	W	71-63	South Carolina	NR-25
Dec. 2	A	L	57-59	Furman	
Dec. 5	A	L	59-70	Maryland	
Dec. 8	H	W	72-55	Miami (OH)	
Dec. 15	H	W	86-43	Winthrop	
Dec. 18	A	W	73-69	Penn State	NR-24
Dec. 20	H	W	68-48	Charleston Southern	
Dec. 28	A	W	60-46	Hartford	



# WOMEN'S BASKETBALL

Updated April 2016

## All-Time Results

Dec. 30	H	W	74-70	Florida State	
Jan. 3	A	L	58-68	Virginia Tech	
Jan. 7	A	W	79-68	Virginia	
Jan. 10	H	L	58-81	Duke	NR-7
Jan. 13	H	L	85-89	North Carolina	NR-16
Jan. 17	A	W	46-58	Wake Forest	
Jan. 21	H	W	60-47	Maryland	
Jan. 24	H	W	62-51	N.C. State	
Jan. 26	A	L	78-83	Georgia Tech	
Jan. 31	A	W	56-43	Florida State	
Feb. 7	H	W	73-65	Virginia	
Feb. 10	A	L	69-77	Duke	NR-5
Feb. 14	A	L	76-86	North Carolina	NR-20
Feb. 17	H	W	65-46	Wake Forest	
Feb. 21	H	W	68-65	Georgia Tech	
Feb. 25	A	W	63-52	N.C. State	
Mar. 2	N2	L	52-61	N.C. State	
Mar. 15	N3	L	68-78	Arkansas	

N1-Norwich, CT  
N2-ACC Tournament, Greensboro, NC  
N3-NCAA Tournament, First Round, Midwest Regional, Manhattan, KS

### 2002-03 (14-15 Overall, 5-11 ACC)

Date	Site	WL	Score	Opponent	CU-Opp Rank
Nov. 22	A	L	58-72	South Carolina	
Nov. 26	H1	W	77-52	Grambling	
Nov. 29	A	W	69-62	Western Kentucky	
Dec. 5	H1	W	90-52	Winthrop	
Dec. 7	H1	L	66-80	Penn State	NR-11
Dec. 14	H1	W	91-58	Furman	
Dec. 17	H1	W	84-56	High Point	
Dec. 21	N1	W	45-37	Marshall *	
Dec. 22	N1	W	70-67	Oakland	
Dec. 27	N2	L	58-60	Auburn	
Dec. 30	A	W	55-50	Miami (OH)	
Jan. 2	H1	W	63-62	Virginia	
Jan. 6	A	L	53-69	Duke	NR-1
Jan. 9	A	W	70-59	Maryland	
Jan. 16	H	L	55-77	North Carolina	NR-8
Jan. 20	A	L	55-63	N.C. State	
Jan. 23	A	L	78-89	Georgia Tech *	
Jan. 26	H	W	61-45	Wake Forest	
Jan. 30	H	L	57-59	Florida State	
Feb. 3	A	L	54-69	Virginia	
Feb. 6	H	L	49-61	Duke	NR-2
Feb. 9	H	W	85-67	Maryland	
Feb. 16	A	L	66-70	North Carolina	NR-8
Feb. 20	H	W	73-62	N.C. State	
Feb. 23	H	L	63-78	Ga. Tech	
Feb. 27	A	L	55-66	Wake Forest	
Mar. 2	A	L	59-68	Florida State	
Mar. 7	N3	W	63-61	Maryland	
Mar. 8	N3	L	71-80	North Carolina	NR-11

### 2003-04 (17-12 Overall, 7-9 ACC)

Date	Site	WL	Score	Opponent	CU-Opp Rank
Nov. 21	H	W	103-99	South Carolina	
Nov. 25	N1	W	62-56	Brigham Young	
Nov. 26	A1	L	58-61	Alaska-Anchorage	
Nov. 30	H	W	69-64	Rutgers	NR-15
Dec. 4	A	W	80-71	Western Carolina	
Dec. 7	A	W	74-66	Furman	
Dec. 13	H	W	87-75	Western Kentucky	
Dec. 15	H	W	82-45	East Tennessee State	
Dec. 19	A	W	79-75	Youngstown State	
Dec. 21	A	W	62-47	Pittsburgh	
Dec. 29	H	W	84-65	Coastal Carolina	
Jan. 2	A	W	58-55	Virginia	
Jan. 4	A	L	47-72	North Carolina	NR-14
Jan. 8	H	L	61-68	Florida State	
Jan. 11	H	W	77-64	NC State	
Jan. 18	A	W	75-61	Georgia Tech	
Jan. 21	H	W	71-68	Wake Forest	
Jan. 25	H	W	60-56	Virginia	
Jan. 29	A	L	55-68	Maryland	
Feb. 2	H	L	60-78	Duke	NR-2
Feb. 5	H	L	41-72	North Carolina	NR-12
Feb. 8	A	L	50-65	Florida State	
Feb. 12	A	L	55-76	NC State	
Feb. 19	H	W	59-47	Georgia Tech	
Feb. 22	A	W	72-55	Wake Forest	

Feb. 27	A	L	45-102	Duke	NR-3
Feb. 29	H	L	69-80	Maryland	
Mar. 6	N2	L	43-45	NC State	
Mar. 17	H3	L	71-78	UNC-Charlotte	

A1/N1-Great Alaskan Shootout, Anchorage, AK  
N2-ACC Tournament, Greensboro, NC  
H3-WNIT, First Round, Clemson, SC

### 2004-05 (8-20 Overall, 2-12 ACC)

Date	Site	WL	Score	Opponent	CU-Opp Rank
Nov. 19	H	W	62-55	Western Carolina	
Nov. 21	H	L	62-67	Appalachian State	
Nov. 24	A	L	52-83	UCLA	
Nov. 26	A	L	73-74	San Diego	
Nov. 30	H	L	59-76	Furman	
Dec. 3	A	W	87-79	South Carolina *	
Dec. 5	H	W	72-48	Morehead State	
Dec. 11	H	W	51-38	Pittsburgh	
Dec. 16	A	W	80-50	Wagner	
Dec. 18	A	L	51-66	Rutgers	NR-22
Dec. 21	N1	L	54-67	Mississippi	
Jan. 2	H	W	71-62	Georgetown	
Jan. 9	H	W	78-65	N.C. State	
Jan. 13	H	L	57-68	Florida State	
Jan. 16	A	L	49-68	Virginia	
Jan. 20	H	L	66-81	Virginia Tech	NR-23
Jan. 23	A	L	71-86	Wake Forest	
Jan. 26	A	L	48-53	Georgia Tech	
Jan. 31	H	L	69-83	Miami	
Feb. 4	A	L	55-99	North Carolina	NR-6
Feb. 6	H	L	82-87	Maryland	NR-20
Feb. 9	A	L	61-82	Florida State	NR-24
Feb. 13	N2	L	60-88	Georgia	NR-18
Feb. 17	A	L	48-72	Duke	NR-3
Feb. 21	H	L	60-68	Wake Forest	
Feb. 24	H	W	58-49	Georgia Tech	
Feb. 28	A	L	45-69	N.C. State	NR-19
Mar. 4	N3	L	55-66	Maryland	NR-25

N1-Tupelo, MS  
N2-Russell Athletic Shootout, Duluth, GA  
N3-ACC Tournament, Greensboro, NC

### 2005-06 (8-21 Overall, 2-12 ACC)

Date	Site	WL	Score	Opponent	CU-Opp Rank
Nov. 11	N1	L	54-78	Missouri	
Nov. 12	N1	L	49-86	Vanderbilt	NR-17
Nov. 18	H	L	62-71	Tennessee Tech	
Nov. 21	H	L	66-70	Mississippi	
Nov. 25	N2	L	62-85	Belmont	
Nov. 26	A2	W	97-88	Memphis	
Nov. 30	A	W	82-55	Furman	
Dec. 3	H	L	63-76	UCLA	NR-21
Dec. 11	H	W	72-68	San Diego	
Dec. 18	H	W	94-66	Wagner	
Dec. 20	H	W	52-51	Winthrop	
Dec. 23	H	W	97-62	Savannah State	
Dec. 30	A	L	56-69	Georgetown	
Jan. 2	H	L	46-77	South Carolina	
Jan. 6	A	L	61-102	North Carolina	NR-5
Jan. 8	H	W	72-63	Georgia Tech	
Jan. 12	H	L	52-74	Miami	
Jan. 15	H	W	75-68	Wake Forest	
Jan. 19	A	L	66-80	Florida State	
Jan. 26	H	L	65-97	Duke	NR-2
Jan. 29	A	L	64-83	Georgia Tech	
Feb. 5	H	L	53-70	Boston College	NR-23
Feb. 9	A	L	70-82	Virginia Tech	
Feb. 12	A	L	70-82	Wake Forest	
Feb. 16	H	L	69-78	NC State	
Feb. 19	H	L	72-80	Florida State*	
Feb. 23	A	L	63-89	Maryland	NR-4
Feb. 26	A	L	64-83	Virginia	
Mar. 2	N3	L	53-67	NC State	

N1 - BTI/WBCA Classic, Tempe, AZ  
N2/A2 - Lady Tiger Thanksgiving Classic, Memphis, TN  
N3 - ACC Tournament, Greensboro, NC

### 2006-07 (12-18 Overall, 4-10 ACC)

Date	Site	WL	Score	Opponent	CU-Opp Rank
Nov. 11	H	L	69-75	Arkansas	
Nov. 13	H	W	64-42	Col. of Charleston	
Nov. 16	H	L	64-73	Chattanooga	
Nov. 20	A	L	48-80	South Carolina	
Nov. 24	N1	W	95-88	St. John's	
Nov. 25	A1	L	78-80	Maine	

Nov. 29	H	W	67-62	Furman	
Dec. 3	A	L	63-82	Vanderbilt	NR-12
Dec. 6	A	L	72-85	James Madison	
Dec. 10	H	W	71-62	Kennesaw State	
Dec. 17	A	W	70-67	Tennessee Tech	
Dec. 19	H	W	77-69	Dayton	
Dec. 22	H	W	94-81	Wofford	
Dec. 29	A	W	77-74	Duquesne	
Jan. 2	H	L	62-65	Charlotte	
Jan. 5	A	W	73-57	Wake Forest	
Jan. 7	H	L	57-63	Georgia Tech	
Jan. 11	H	L	65-100	North Carolina	NR-2
Jan. 18	H	L	60-61	Florida State	
Jan. 21	A	L	64-69	Boston College	
Jan. 25	H	L	62-76	Maryland	NR-3
Jan. 28	A	W	79-69	Miami	
Feb. 5	A	L	53-105	Duke	NR-1
Feb. 8	A	L	52-65	NC State	
Feb. 11	H	W	73-69	Virginia Tech	
Feb. 15	H	W	76-53	Wake Forest	
Feb. 19	A	L	59-62	Georgia Tech	
Feb. 22	A	L	61-73	Florida State	
Feb. 25	H	L	85-86	Virginia	
Mar. 1	N2	L	82-89	Virginia	

N1/A1 - Dead River Company Classic, Orono, ME  
N2 - ACC Tournament, Greensboro, NC

### 2007-08 (12-19 Overall, 4-10 ACC)

Date	Site	WL	Score	Opponent	CU-Opp Rank
Nov. 9	H	W	72-59	Maine	
Nov. 11	H	L	53-62	Western Carolina	
Nov. 14	H	W	80-72	Duquesne	
Nov. 17	A	L	55-65	Chattanooga	
Nov. 20	H	L	56-74	Vanderbilt	NR-25
Nov. 23	N1	W	62-59	Rice	
Nov. 24	N1	W	77-67	Siena	
Nov. 29	A1	L	51-68	Michigan State	NR-20
Dec. 2	A	L	63-79	Arkansas	
Dec. 5	A	W	58-52	Furman	
Dec. 7	H	W	69-60	James Madison	
Dec. 16	H	W	75-62	Charleston Southern	
Dec. 18	A	L	43-81	Dayton	
Dec. 22	H	L	43-64	South Carolina	
Jan. 2	A	L	58-62	Charlotte	
Jan. 6	A	L	46-110	Maryland	NR-5
Jan. 10	H	L	61-66	Miami	
Jan. 14	A	W	85-73	Wake Forest	
Jan. 17	A	W	84-73	Virginia Tech	
Jan. 20	H	L	39-63	Florida State	
Jan. 28	H	L	63-68	Boston College	
Jan. 31	A	L	59-77	Georgia Tech	
Feb. 3	H	W	66-46	Wake Forest	
Feb. 7	A	L	47-79	North Carolina	NR-3
Feb. 13	H	L	54-83	Duke	NR-12
Feb. 21	A	L	71-83	Virginia	
Feb. 24	H	L	58-74	Georgia Tech	
Feb. 28	H	L	57-89	NC State	
Mar. 1	A	W	72-70	Florida State	
Mar. 6	N2	W	65-60	NC State*	
Mar. 7	N2	L	77-97	North Carolina	NR-2

N1 - Coors Classic; Boulder, CO  
A1 - Big Ten/ACC Challenge  
N2 - ACC Tournament; Greensboro, NC

### 2008-09 (14-17 Overall, 2-12 ACC)

Date	Site	WL	Score	Opponent	CU-Opp Rank
Nov. 14	A	L	68-82	Furman	
Nov. 16	H	W	66-35	Presbyterian	
Nov. 19	A	W	52-45	South Carolina	
Nov. 22	H	L	75-82	Georgia State	
Nov. 25	H	W	76-68	Winthrop	
Nov. 28	N1	W	68-53	Kent State	
Nov. 30	A1	W	85-67	Washington	
Dec. 4	A	W	78-75ot	Northwestern	
Dec. 6	H	W	60-57	Ohio	
Dec. 15	H	W	79-74	UT-Chattanooga	
Dec. 22	N2	L	67-50	Georgia	
Dec. 29	H	W	78-65	Kennesaw State	
Jan. 2	H	L	51-58	Charlotte	
Jan. 5	A	W	74-68	Miami (FL)	
Jan. 8	H	L	74-83	North Carolina	NR-2
Jan. 11	A	L	54-80	Florida State	
Jan. 15	H	L	56-65	Maryland	NR-12
Jan. 18	A	W	64-60	Wake Forest	
Jan. 20	H	W	85-60	Charleston Southern	
Jan. 23	A	L	51-71	Boston College	
Jan. 26	H	L	67-75	Virginia	NR-14



# WOMEN'S BASKETBALL

## All-Time Results



Updated April 2016

Jan. 28	H	L	61-65	Virginia Tech	
Feb. 1	A	L	41-49	Georgia Tech	
Feb. 4	A	W	73-64	Western Carolina	
Feb. 8	H	L	66-71	Wake Forest	
Feb. 13	A	L	53-77	Duke	NR-4
Feb. 19	H	L	58-75	Florida State	NR-11
Feb. 22	H	L	54-89	Georgia Tech	
Feb. 26	A	L	43-69	NC State	
Mar. 5	N3	W	81-69	Georgia Tech	
Mar. 6	N3	L	55-74	North Carolina	NR-11

N1/A1 - Washington Husky Classic, Seattle, WA  
N2 - Gwinnett Center; Duluth, GA  
N3 - ACC Tournament, Greensboro, NC

**2009-10 (13-18 Overall, 4-10 ACC)**

Head Coach Cristy McKinney					
Date	Site	WL	Score	Opponent	CU-Opp. Rank
Nov. 13	H	W	68-48	FURMAN	
Nov. 16	A	L	55-68	College of Charleston	
Nov. 19	H	W	94-92ot	SOUTH CAROLINA	
Nov. 24	A	W	75-69	Kennesaw St.	
Nov. 27	N1	L	67-86	Richmond	
Nov. 28 N1	W	69-68	Hofstra		
Nov. 29	A	L	47-86	Connecticut	NR-1
Dec. 3	A	W	69-68	Northwestern	
Dec. 6	H	W	104-52	CHARLESTON SOUTHERN	
Dec. 12	A	L	56-69	UT-Chattanooga	
Dec. 15	H	W	78-65	USC-UPSTATE	
Dec. 19	A	W	89-81ot	Ohio	
Dec. 21	H	W	67-51	WOFFORD	
Dec. 28	H	L	47-59	GEORGIA	NR-9
Dec. 30	H	L	57-72	GEORGETOWN	
Jan. 4	A	L	57-64	Charlotte	
Jan. 7	H	L	41-67	DUKE	NR-9
Jan. 11	A	L	58-72	Georgia Tech	NR-21
Jan. 14	H	L	50-80	FLORIDA STATE	NR-16
Jan. 22	A	L	61-79	North Carolina	NR-14
Jan. 24	A	L	43-63	Wake Forest	
Jan. 29	H	W	68-65	BOSTON COLLEGE	
Jan. 31	H	W	69-56	NC STATE	
Feb. 4	A	L	60-82	Virginia	NR-24
Feb. 8	H	L	53-68	GEORGIA TECH	NR-21
Feb. 11	A	L	50-67	Florida St.	NR-10
Feb. 14	A	L	51-71	Maryland	
Feb. 18	H	W	73-72ot	MIAMI	
Feb. 25	A	L	67-70	Virginia Tech	
Feb. 28	H	W	67-62	WAKE FOREST	
Mar. 4	N2	L	54-59	NC State	

N1 - WBCA Classic - Storrs, CT  
N2 - ACC Tournament - Greensboro, NC

**2010-11 (10-20 Overall, 3-11 ACC)**

Head Coach Itoro Coleman					
Date	Site	WL	Score	Opponent	CU-Opp. Rank
Nov. 12	H	W	71-55	UNC Greensboro	
Nov. 14	H	W	85-52	Charleston Southern	
Nov. 18	A	L	59-73	South Carolina	
Nov. 21	H	W	68-57	Kennesaw St.	
Nov. 23	H	W	62-53	Furman	
Nov. 28	H	W	66-44	SC State	
Dec. 2	H1	L	51-65	Indiana	
Dec. 5	H	W	61-49	Presbyterian	
Dec. 12	A	L	48-58	Samford	
Dec. 15	A	L	64-67	Alabama-Birmingham	
Dec. 18	H	L	49-73	Oakland	
Dec. 20	N1	L	40-82	Baylor	nr-2
Dec. 22	N1	L	58-77	Syracuse	nr-23
Dec. 30	A	L	54-75	Georgetown	nr-18
Jan. 3	H	W	77-71	NC A&T	
Jan. 6	A	W	76-74	NC State	
Jan. 9	H	L	53-64	Georgia Tech	
Jan. 14	A	L	48-77	Miami	nr-22
Jan. 16	H	L	59-80	Maryland	nr-13
Jan. 20	H	L	73-83	Florida State	nr-16
Jan. 23	A	W	77-73 ot	Wake Forest	
Jan. 26	A	L	37-92	Duke	nr-3
Jan. 30	H	W	84-74	Virginia	
Feb. 6	A	L	49-78	Boston College	
Feb. 10	H	L	47-60	North Carolina	nr-10
Feb. 14	H	L	56-68	Virginia Tech	
Feb. 17	A	L	46-72	Georgia Tech	
Feb. 24	H	L	64-86	Wake Forest	
Feb. 27	A	L	50-67	Florida State	nr-12
Mar. 3	N2	L	64-78	North Carolina	

H1 - ACC/Big Ten Challenge  
N1 - Bahamas Sunsplash Shootout; Nassau, Bahamas  
N2 - ACC Tournament; Greensboro, NC

**2011-12 (6-22 Overall, 2-14 ACC)**

Head Coach Itoro Coleman					
Date	Site	WL	Score	Opponent	CU-Opp. Rank
Nov. 11	H	W	72-62	Davidson	
Nov. 13	H	W	83-38	S.C. State	
Nov. 17	H	L	48-65	South Carolina	
Nov. 21	A	L	66-76	N.C. A&T	
Nov. 28	A	W	68-67	Furman	
Dec. 1	H	L	50-61	Illinois	
Dec. 4	H	L	77-82	Charleston Southern	
Dec. 9	A	L	51-63	Oakland	
Dec. 18	H	W	68-48	N.C. Central	
Dec. 22	A	L	63-73	Providence	
Dec. 30	A	L	36-51	UAB	
Jan. 2	H	L	33-55	Virginia Tech	
Jan. 5	A	L	47-59	Florida State	
Jan. 8	H	L	47-54	Virginia	
Jan. 12	A	W	52-47	N. Carolina	NR-21
Jan. 19	H	L	46-62	N.C. State	
Jan. 22	A	L	65-94	Wake Forest	
Jan. 27	H	L	37-81	Duke	NR-5
Jan. 29	H	L	54-63	Georgia Tech	NR-24
Feb. 3	A	W	55-51(ot)	Virginia Tech	
Feb. 5	A	L	47-68	Miami	NR-7
Feb. 9	H	L	61-91	Maryland	NR-8
Feb. 12	A	L	36-68	Virginia	
Feb. 16	A	L	53-56	Boston College	
Feb. 19	H	L	51-63	Wake Forest	
Feb. 23	A	L	52-74	Florida State	
Feb. 26	A	L	50-62	Georgia Tech	NR-17
Mar. 1	N1	L	51-90	North Carolina	

N1 - ACC Tournament; Greensboro, NC

**2012-13 (9-21 Overall, 5-13 ACC)**

Head Coach Itoro Coleman					
Date	Site	WL	Score	Opponent	CU-Opp. Rank
Nov. 11	H	L	46-49	Presbyterian College	
Nov. 13	H	L	73-75(ot)	USF	
Nov. 18	A	L	43-64	South Carolina	
Nov. 23	N1	L	52-58	Montana State	
Nov. 24	N1	L	43-49	SIU-Edwardsville	
Nov. 28	A	L	49-52	Indiana	
Dec. 2	H	W	87-58	Jacksonville	
Dec. 9	H	L	55-67	SC State	
Dec. 16	H	W	74-55	Radford	
Dec. 19	N2	W	62-47	Providence	
Dec. 22	H	W	63-51	Samford	
Dec. 30	H	L	58-65	North Carolina	nr-16
Jan. 3	A	L	56-78	Miami	
Jan. 6	H	L	59-81	Georgia Tech	
Jan. 10	A	L	45-82	Duke	nr-4
Jan. 13	H	L	43-66	Boston College	
Jan. 17	A	W	74-64	Wake Forest	
Jan. 24	H	L	46-60	Duke	nr-4
Jan. 27	H	L	40-80	Maryland	nr-10
Jan. 31	A	W	47-37	Virginia Tech	
Feb. 3	A	L	61-83	Florida State	nr-20
Feb. 7	H	L	46-62	Miami	
Feb. 10	A	L	45-79	NC State	
Feb. 14	A	L	45-75	Maryland	nr-7
Feb. 17	H	W	51-46	Virginia Tech	
Feb. 21	H	W	64-62	Virginia	
Feb. 24	A	W	64-61	Boston College	
Feb. 28	A	L	48-74	Georgia Tech	
Mar. 3	H	L	47-63	NC State	
Mar. 7	N3	L	45-56	NC State	

N1 - Hoops for a Cure Classic, Dallas, TX  
N2 - Carolinas Challenge, Myrtle Beach, SC  
N3 - ACC Tournament - Greensboro, NC

**2013-14 (13-19 Overall, 4-12 ACC)**

Head Coach Audra Smith					
Date	Site	WL	Score	Opponent	CU-Opp. Rank
Nov. 8	H	L	57-77	Davidson	
Nov. 10	H	W	72-50	Wofford	
Nov. 17	H	L	53-69	Cal State Northridge	
Nov. 20	H	L	43-68	South Carolina	nr-14
Nov. 24	A	W	68-63	USF	
Nov. 27 H	W	41-39	Radford		
Dec. 1	H	W	48-44	North Florida	
Dec. 5	A	W	77-71	at UNCG	
Dec. 14	H	W	88-46	SC State	
Dec. 19 A1	L	54-63	UNLV		
Dec. 20	N1	W	56-52	Creighton	
Dec. 21	N1	L	41-74	Oregon State	
Dec. 29	H	L	51-76	Middle Tennessee	nr-rv
Jan. 2	A	W	84-37	NJIT	
Jan. 5	A	L	51-71	Notre Dame	nr-2
Jan. 8	H	L	68-89	Georgia Tech	nr-rv
Jan. 12	H	W	77-67	Pittsburgh	

Jan. 16	A	L	55-78	North Carolina	nr-9
Jan. 20	H	L	61-68	Wake Forest	
Jan. 23 A	L	75-84	Syracuse		nr/rv
Jan. 26 H	W	60-52	Miami		
Jan. 30 A	W	80-79(ot)	Georgia Tech		
Feb. 2	A	L	43-80	Virginia	
Feb. 6	H	L	51-78	Duke	nr-5
Feb. 9	A	L	43-95	Maryland	nr-9
Feb. 13 H	L	63-69(ot)	NC State		nr-10
Feb. 16 A	L	43-56	Pittsburgh		
Feb. 20 H	W	72-67	Boston College		
Feb. 23 H	L	43-59	Florida State		
Feb. 27 A	L	48-74	Virginia Tech		
Mar. 5	N2	W	69-56	Virginia Tech	
Mar. 6	N2	L	53-63	Syracuse	

N1 - Duel in the Desert, Las Vegas, NV  
N2 - ACC Tournament, Greensboro, NC

**2014-15 (9-21 Overall, 1-15 ACC)**

Head Coach Audra Smith					
Date	Site	WL	Score	Opponent	CU-Opp. Rank
Nov. 14	H	W	80-51	UNC Greensboro	
Nov. 16	H	W	82-73	Troy	
Nov. 20	A	L	41-99	South Carolina	nr-2
Nov. 23	H	W	79-69	Furman	
Nov. 27	N1	L	77-86	Ohio State	
Nov. 28	N1	L	61-86	Florida Gulf Coast	
Nov. 29	N1	L	48-63	Wichita State	
Dec. 3	A	L	28-69	Middle Tennessee	
Dec. 6	H	W	76-61	Tennessee Tech	
Dec. 13	H	W	72-67	North Dakota	
Dec. 19	H	W	72-56	Longwood	
Dec. 21	H	W	66-57	SC State	
Dec. 29 H	W	64-47	NJIT		
Jan. 2	H	W	63-54ot	Virginia Tech	
Jan. 4	A	L	66-74	Georgia Tech	
Jan. 8	H	L	52-82	Florida State	nr-22
Jan. 10	A	L	50-76	NC State	
Jan. 15	A	L	42-79	Miami	
Jan. 18	H	L	56-78	North Carolina	nr-10
Jan. 24	H	L	36-74	Notre Dame	nr-5
Jan. 29	A	L	62-64	Wake Forest	
Feb. 1	H	L	72-77	Virginia	
Feb. 5	A	L	53-68	Boston College	
Feb. 8	A	L	60-89	Duke	nr-15
Feb. 12	H	L	49-81	Louisville	nr-8
Feb. 19	A	L	38-81	Florida State	nr-9
Feb. 22	H	L	59-71	Georgia Tech	
Feb. 26	H	L	55-60	Syracuse	nr-23
Mar. 1	A	L	56-61	Pittsburgh	
Mar. 4	N2	L	53-80	Georgia Tech	

N1 - Paradise Jam; St. Thomas, USVI  
N2 - ACC Tournament; Greensboro, NC

**2015-16 (4-26 Overall, 0-16 ACC)**

Head Coach Audra Smith					
Date	Site	WL	Score	Opponent	CU-Opp. Rank
Nov. 13	H	W	43-36	Charleston Southern	
Nov. 15	H	L	47-63	Coastal Carolina	
Nov. 18	H	L	41-67	South Carolina	nr-2
Nov. 21	A	L	49-70	Furman	
Nov. 24	A	L	56-69	Oregon	
Nov. 28	N1	L	50-54	Butler	
Nov. 29	N1	L	51-61	Buffalo	
Dec. 2	H	W	63-54	South Carolina State	
Dec. 5	H	L	41-58	William & Mary	
Dec. 13	A	W	71-53	Tennessee Tech	
Dec. 18	A	L	42-75	Maine	
Dec. 21	H	W	67-49	UNC-Asheville	
Dec. 29 H	L	68-77	Florida A&M		
Jan. 3	A	L	56-72	North Carolina	
Jan. 10	H	L	49-83	Miami	
Jan. 14	H	L	40-85	Florida State	nr-16
Jan. 18	A	L	49-79	Virginia Tech	
Jan. 21	H	L	43-72	Duke	
Jan. 24	H	L	63-76	Georgia Tech	
Jan. 28	A	L	33-75	Louisville	nr-14
Jan. 31	H	L	56-59	Pittsburgh	
Feb. 4	A	L	62-83	Syracuse	
Feb. 7	A	L	56-75	Florida State	nr-10
Feb. 11	H	L	45-55	Wake Forest	
Feb. 14	A	L	48-77	Georgia Tech	
Feb. 18	H	L	64-67	Boston College	
Feb. 21	A	L	48-65	Virginia	
Feb. 25	A	L	52-71	Notre Dame	nr-2
Feb. 28	H	L	57-71	NC State	
Mar. 2	N2	L	58-73	Wake Forest	

N1 - UCF Thanksgiving Classic, Orlando, Fla.  
N2 - ACC Tournament; Greensboro, NC



LELE HARDY  
2006-10

# HISTORY



September 7, 1975

It was officially announced that Clemson would compete in women's basketball as a varsity sport for the 1975-76 season.

December 6, 1975

Clemson played and won its first game with a 55-51 win over Davidson at Clemson, SC.

January 10, 1976

Cookie Blackney had a school record 25 rebounds against South Carolina.

January 17, 1976

The Lady Tigers won their first-ever overtime game with a 68-66 win over Baptist College.

May 28, 1976

Annie Tribble was named the first Head Coach of Clemson Women's Basketball.

February 12, 1977

Donna Forester tied the school-record with 25 rebounds in the Columbia College game.

February 26, 1977

Clemson scored a school-record 136 points against Gardner-Webb.

March 12, 1977

Clemson claimed its first win over a ranked opponent. The Lady Tigers defeated 16th-ranked Memphis State, 79-72, in the AIAW Region II Tournament in Memphis, TN.

December 12, 1977

Donna Forester was 12-12 from the field against Claflin. The perfect game from the field is a school record.

January 14, 1978

Clemson won its own Lady Tiger Invitational at Clemson, SC, with a win over South Carolina, 79-66, in the championship game.

January 11, 1979

The Lady Tigers won their own Lady Tiger Invitational at Clemson, SC, with a 61-60 win over East Carolina.

January 17, 1979

Drema Greer had a school-record 17 assists in the Wake Forest game.

January 23, 1979

Clemson appeared in its first Associated Press poll. The Lady Tigers were ranked 20th with an 11-5 record.

December 20, 1979

Clemson won the Carolina Christmas Classic with a 80-77 win over host North Carolina in the championship game.

January 9, 1980

Clemson defeated Duke, 111-56, in front of 9,000 fans at Littlejohn Coliseum, the largest crowd to date to see a Lady Tiger home game.

January 12, 1980

Clemson won its own Clemson Lady Tiger Invitational with a 94-74 win over the University of Mississippi for Women.

February 23, 1980

Clemson won its 100th all-time game with a 77-69 win over the College of Charleston.

February 24, 1980

Barbara Kennedy scored a school record 45 points against Claflin.

March 20-22, 1980

The Lady Tigers participated in the NWIT in Amarillo, TX. Clemson won one game and lost two in the tournament.

January 10, 1981

Clemson won its own Lady Tiger Invitational at Clemson, SC. The Lady Tigers defeated Alabama, 79-72 in the championship game.

February 2, 1981

The Lady Tigers defeated Duke, 67-54, which made Clemson the regular season champions of the ACC with a 6-1 league record.

February, 10, 1981

Clemson defeated second-ranked Old Dominion, 73-64, at Clemson.

February 12-14, 1981

The Lady Tigers played host to the fourth annual ACC Tournament. Clemson defeated Wake Forest in the opening round and lost to N.C. State in the semifinals.

March, 26 1981

Clemson finished 20th in the final Associated Press poll, its first top-20 ranking in a final poll.

November 28, 1981

Clemson defeated Missouri, 68-52, in the championship game of the Wayland Baptist Queens Classic at Plainview, TX.

December 19, 1982

Clemson won the South Florida Invitational at Tampa, FL with a 74-59 win over Miami in the championship game.

February 28, 1982

Maryland defeated Clemson, 93-81, in the championship game of the ACC Tournament.

March 12, 1982

Clemson played in the inaugural NCAA tournament. The Tigers lost to Penn State at University Park, PA. This was the first women's NCAA tournament game ever played.

Barbara Kennedy played in her last game as a Lady Tiger and scored 43 points against Penn State in an NCAA first round loss at University Park, PA. Kennedy completed her career with 3,113 points and 1,252 rebounds. The 43 points against Penn State is still the second most points scored in a NCAA tournament game. Kennedy also led the nation in scoring with a 29.3 ppg. average for the 1981-82 season. Kennedy also scored the first points in the history of the women's NCAA tournament.

March, 1982

Barbara Kennedy is named first-team All-American by Kodak, Women's Basketball Coaches Association, and Basketball Weekly.

April 17, 1982

Barbara Kennedy had her #42 jersey retired at a ceremony at the annual Orange-White Spring football game.



January 5, 1983

Peggy Caple became the first player in ACC and Clemson history to finish a game with a triple-double. Caple had 19 points, 10 rebounds, and 10 blocked shots vs. Kansas State.

November 26, 1983

Clemson won the Wayland Baptist Queen's Classic at Plainview, TX with a 95-75 win over S.F. Austin in the championship game.

March 22-24, 1984

Clemson participated in the NWIT at Amarillo, TX. The Lady Tigers finished in third place.

Nov. 23-24, 1984

The Lady Tigers defeated Nebraska, 99-84, in the championship game of the Nebraska Invitational in Lincoln, NE. Clemson shot a school-record .642 (43-67) from the field.

December 7, 1985

The Lady Tigers won their 200th all-time game with a 62-61 win over South Carolina at Clemson, SC.

January 11, 1986

Melinda Ashworth made 18 free throws (attempted 20) against Virginia. The 18 made free throws and the 20 attempted free throws are both single-game school records.

January 22, 1987

Annie Tribble announced her decision to retire as Head Coach of the Lady Tigers effective at the end of the season.

February 21, 1987

Clemson defeated Wake Forest, 95-83, in Annie Tribble's last home game as Head Coach of the Lady Tigers. This was also her 200th win at Clemson.

February 28, 1987

Annie Tribble coached her last Clemson game. N.C.



# WOMEN'S BASKETBALL

Updated April 2016 Clemson History: 1987-94

State defeated the Lady Tigers, 79-58, in the ACC tournament. Tribble finished her career with a 200-135 record at Clemson and a 355-168 record as a Head Coach.

### April 1, 1987

Jim Davis was named Head Coach of the Lady Tigers.

### November 28, 1987

Clemson won the Georgia Southern Thanksgiving Classic at Statesboro, GA with a 64-52 win over Georgia Southern in the championship game.

### March 19, 1988

James Madison defeated Clemson, 70-63, in the second round of the NCAA tournament at Harrisonburg, VA.

### March, 1988

Clemson finished 20th in the final USA Today poll.

### December 30, 1988

Clemson defeated St. Peter's, 67-63, in the championship game of the St. Peter's Tournament at Jersey City, NJ.

### January 6, 1989

The Lady Tigers defeated fifth-ranked Maryland, 69-67, at Clemson.

### March 18, 1989

Clemson defeated Georgia, 78-65, in the second round of the NCAA tournament at Clemson, SC. The Lady Bulldogs were ranked number-10 in the country.

### March 23, 1989

Auburn defeated Clemson, 71-60, in the semifinals of the Mideast Regionals in the NCAA tournament at Auburn, AL.

### March, 1989

The Lady Tigers finished 13th in the final USA Today poll.

### December 30, 1989

Clemson defeated Montana State, 80-53, in the championship game of the Brigham Young Invitational.

### March 14, 1990

Clemson defeated Manhattan in the first round of the NCAA Tournament's East Regional.

### March 17, 1990

The Lady Tigers won over Connecticut, 61-59, in the second round of the NCAA Tournament's East Regional.

### March 22, 1990

Tennessee won over Clemson in the semifinals of the East Regionals in the NCAA tournament at Norfolk, VA.

### March, 1990

Clemson finished 19th in the final USA Today poll.

### November 25, 1990

Clemson won the Kansas State Invitational at Manhattan, KS. The Lady Tigers defeated Kansas State, 68-61, in the championship game.

### January 2, 1991

Clemson defeated second-ranked N.C. State, 82-73, at home.

### January 8, 1991

The Lady Tigers were ranked 12th in the Associated Press poll. This was the highest Clemson had ever been ranked in this poll.

### February, 22, 1991

Lady Tiger Head Coach Jim Davis won his 100th career game. Before arriving at Clemson, he coached one year at Middle Tennessee State and had a 19-8 record in 1986-87.

### March 3, 1991

Clemson upset number-one ranked Virginia, 65-62, in the semifinals of the 14th annual ACC Tournament, for Clemson's first win over the number-one ranked team in women's basketball. Cheron Wells scored 26 points to lead the Lady Tigers.

### March 4, 1991

N.C. State defeated the Lady Tigers, 84-61, in the championship game of the Atlantic Coast Conference tournament.

### March 16, 1991

Clemson defeated Providence, 103-91, in the second round of the East Regional.

### March 21, 1991

Clemson's Peggy Sells scored the winning basket at the game-ending horn to give Clemson a 57-55 win over James Madison in the semifinals of the East Regional in the Palestra in Philadelphia, PA.

### March 23, 1991

Connecticut defeated Clemson, 60-57, in the East Regional Finals. This was the farthest Clemson had ever advanced in a women's postseason tournament. Cheron Wells was named to the NCAA East Regional All-Tournament team.

### March, 1991

Clemson was ranked eighth in the final USA Today poll and 21st in the final Associated Press poll.

### November 22, 1991

The Lady Tigers won their 300th game with a 66-54 win over UNC Charlotte in the Vanderbilt Tournament.

### December 16, 1991

Shandy Bryan was named National Player-of-the-Week by Sports Illustrated for the period of December 9-15. The issue with Bryan as the Sports Illustrated National Player-of-the-Week was dated December 23rd.

### December 21, 1991

Clemson defeated South Florida, 90-83, in the championship game of the South Florida Tournament, in Tampa, FL. Shandy Bryan went 12-12 from the floor in this game.

### February 12, 1992

Clemson Head Coach Jim Davis won his 100th game at Clemson with a 81-69 win over South Carolina.

### February 15, 1992

Clemson upset number-one ranked Maryland, 72-55, at Clemson.

### March 18, 1992

Clemson defeated Tennessee-Chattanooga, 76-72, in the first round of the NCAA Tournament's East Regional.

### March 22, 1992

West Virginia defeated Clemson, 73-72, in the second round of the NCAA Tournament's East Regional.

### March, 1992

Clemson finished 19th in the final USA Today poll and 20th in the final Associated Press poll, the first time Clemson has been ranked in the final top 20 in both polls.

### December 27, 1992

Dana Puckett scored 22 points and had the game-winning buzzer shot as the Lady Tigers defeated 11th-ranked Texas 78-75 in the first round of the Rutgers/Bell Atlantic Classic.

### December 29, 1992

Jessica Barr scored on a 16-foot shot with 3.8 seconds left to give the Lady Tigers a win over Rutgers and the Rutgers/Bell Atlantic Championship.

### March 12, 1993

Shandy Bryan was named to the District III Kodak All-American team.

### March 17, 1993

Tara Saunooke tied a NCAA Tournament record for three-point goals made in a game in leading Clemson to a 70-64 victory over Xavier (OH) in the first round of the NCAA Tournament at Clemson, SC. She hit six in the contest.

### March 21, 1993

Stephen F. Austin defeated the Lady Tigers 89-78 in the second round of the Midwest Regional in the NCAA Tournament.

### February 25, 1994

Clemson broke the school record for the most ACC wins in a season with a 55-51 win over Georgia Tech.

### March 2, 1994





Jessica Barr was named Atlantic Coast Conference Player-of-the-Year.

March 16, 1994

Clemson defeated 19th-ranked Florida International in the first round of the NCAA tournament.

March 19, 1994 Number-one ranked Tennessee defeated Clemson in Knoxville, TN 78-66, in the second round of the NCAA tournament.

March 24, 1994

Jessica Barr was named Division III Kodak All-American team.

April 1, 1994

Jessica Barr was named to the Kodak All-American team.

April 4, 1994

Clemson finished 22nd in the final USA Today poll.

November 27, 1994

Clemson began its 20th season of women's basketball with a 94-86 double-overtime loss to Western Kentucky at Murfreesboro, TN.

December 17, 1994

Head Coach Jim Davis won his 150th game at Clemson with a 99-59 win over East Carolina.

Dec. 19-21, 1994

The Lady Tigers defeated Army, Providence and UCLA in winning the Northern Lights Invitational in Anchorage, AK. This was the first time the Lady Tigers have played outside the continental United States.

December 29, 1994

Tara Saunooke broke the Atlantic Coast Conference record for most three-point field goals made in a career in the S.C. State game. She concluded her career with 252 three-point field goals.

March 23, 1995

Northwestern State defeated Clemson 80-64 in the first round of the National Women's Invitational Tournament in Amarillo, TX.

March 24, 1995

Clemson defeated Pacific 80-75 in the consolation semifinals of the NWIT.

March 25, 1995

Clemson shot .603 from the floor, seventh best in school history, as the Lady Tigers defeated East Tennessee State 107-66 in the consolation finals of the NWIT.

November 28, 1995

Clemson overcame a 12-point deficit in the last 1:35 in regulation to tie the score to claim a 77-74 overtime win over UNC-Charlotte.

December 19, 1995

The Lady Tigers defeated Texas-Arlington 85-72 in the championship game of the Texas-Arlington Tournament in Arlington, TX.

March 1, 1996

Clemson claimed its 400th all-time victory with a 67-49 win over North Carolina in the ACC Tournament.

March 1-3, 1996

Clemson defeated North Carolina, 67-49, in the first round of the ACC Tournament. The Lady Tigers defeated Virginia 75-67 in the semifinal round. In the Championship game,

Clemson defeated Duke 71-54. Laura Cottrell was named Tournament MVP.

March 11, 1996

The Lady Tigers finished 14th in the Final Associated Press poll.

March 16, 1996

Clemson defeated Austin Peay in the first round of the NCAA Tournament at Clemson, SC.

March 18, 1996

Stephen F. Austin won over Clemson in the second round of the NCAA Tournament with a 93-88 overtime margin.

March 26, 1996

Dory Kidd won the Robin Roberts/WBCA Sports Communications Scholarship Award.

April 2, 1996

Clemson finished 17th in the final USA Today poll.

December 22, 1996

Clemson defeated Florida 52-50 in the championship game of the Boise State Tournament in Boise, ID.

December 29, 1996

The Lady Tigers won over Hofstra 69-59 in the championship game of the Dartmouth Tournament in Hanover, NH.

January 11, 1996

Head Coach Jim Davis became Clemson's all-time winningest women's basketball coach with 201 wins at Clemson with a 74-63 victory over Florida State.

March 2, 1997

North Carolina defeated Clemson 62-58 in the championship game of the Atlantic Coast Conference Tournament.

March 10, 1997

Clemson finished 21st in the final Associated Press poll.

March 15, 1997

Marquette defeated Clemson 70-66 in the first round of the NCAA Tournament at Clemson, SC.

April 1, 1997

Clemson finished 25th in the USA Today poll.

December 22, 1997

Clemson defeated Temple 65-39 in the first round of the Sun Splash Shootout at Nassau, Bahamas. This marked the first game the Lady Tigers have ever played outside of the United States.

December 23, 1997

The Lady Tigers defeated Idaho State 58-50 in the Sun Splash Shootout Championship game at Nassau, Bahamas.

January 2 & 5, 1998

Clemson defeated fifth-ranked North Carolina, 77-63, on January 2. On January 5, Clemson defeated ninth-ranked Virginia, 74-67. This is the first time in Lady Tiger history that the Lady Tigers had defeated two-top 10 teams in consecutive games. The two games were 72 hours apart.

January 8 & 11, 1998

N.C. State defeated Clemson, 73-51, on January 8. On January 11, Clemson defeated Maryland by the same



score 73-51. This is the first time in Lady Tiger basketball history that consecutive Clemson games have resulted in the same score.

February 27, 1998

Head Coach Jim Davis won his 250th career NCAA Division I game with a 85-68 win over Florida State on February 27.

March 9, 1998

Clemson finished the year ranked 14th in the Final Associated Press poll.

March 14, 1998

Clemson defeated Miami (FL) 60-49 in the first round of the NCAA Tournament. With this win, Clemson won its 25th game of the season, setting a new school record for most wins in a single season.

March 16, 1998

Louisiana Tech won over Clemson 74-52 in the second round of the NCAA Tournament.

March 31, 1998

Amy Geren finished the season leading the ACC in three categories: best free throw pct. (.876), best three-point field goal pct. (.409), and the most three point goals per game (2.1). She is the third Clemson player in history to lead the league in three categories in a single season.

March 31, 1998

Clemson finished 21st in the Final USA Today poll.

January 17, 1999

Itoro Umoh had a triple double vs. Wake Forest. She had 12 points, 11 rebounds, and 10 assists as she led Clemson to a 78-38 win over Wake Forest at Clemson, SC. This was the fifth time a player in the history of the Atlantic Coast Conference has recorded a triple double, and the second time in Clemson history.



# WOMEN'S BASKETBALL

## Updated April 2016 *Clemson History: 1999-Present*

### January 28, 1999

Head Coach Jim Davis won his 250th game at Clemson with a 55-45 win over Maryland in Cole Field House.

### February 27-March 1, 1999

Clemson defeated N.C. State, 52-51, in the quarterfinals of the ACC Tournament. The Lady Tigers defeated top seeded Duke 80-75, in the semifinal round. In the Championship game, Clemson defeated North Carolina 87-72. All three games were televised by the ACC Regional Network, (Sports South, Florida Sunshine, and Home Team Sports). Clemson and N.C. State was the first quarterfinal game ever televised.

### March 9, 1999

Itoero Umoh was named to the Associated Press Honorable Mention All-American team.

### March 12, 1999

Head Coach Jim Davis was named the Women's Basketball Coaches Association (WBCA) District II Coach-of-the-Year. Itoero Umoh was named to the All-District II team. Clemson also defeated Florida A&M, 76-45, in the first round of the NCAA Tournament.

### March 14, 1999

Clemson defeated Illinois, 63-51, in the second round of the NCAA Tournament. This was also the 26th win for the Lady Tigers in the 1998-99 season. The 26 wins is a school record for most wins in a single season.

### March 20, 1999

Georgia won over Clemson, 67-54, in the NCAA Tournament's Final 16 in the Mideast Regional Semifinals in Cincinnati, OH.

### March 25, 1999

Amy Geren won the women's three-point shooting contest at St. Petersburg, FL. From a field of the nation's top women's three-point shooters, Geren edged Kelly DeLong of Western Michigan 21-15 in the finals. In the "Battles of the Sexes" Geren defeated the men's champion, Jason Terry of Arizona 18-16. Terry was the Pac-10 Player-of-the-Year and was the CBS National Player-of-the-Year. This contest was televised by ESPN.

### March 17, 2000

Clemson defeated Drake 64-50 in the first round of the NCAA Tournament at Storrs, CT.

### March 19, 2000

Connecticut defeated Clemson, 83-45, at Storrs, CT in the Second Round of the NCAA Tournament, Connecticut eventually won the 2000 NCAA Championship.

### November 29, 2000

Head Coach Jim Davis won his 300th career game with a 56-43 win over South Carolina in Columbia, SC.

### March 13, 2001

Clemson finished 22nd in the final Associated Press poll.

### March 16, 2001

Nuria Forns hit two free throws with 0.8 seconds remaining in leading Clemson to a 51-49 win over Tennessee-Chattanooga in the first round of the NCAA Tournament at Cincinnati, OH. This was in the Mideast Region.

### March 18, 2001

Xavier defeated Clemson, 77-62, in the second round of the NCAA Tournament in Cincinnati, OH in the Mideast Region.

### April 2, 2001

Clemson finished the season ranked 22nd in the final USA Today poll.

### November 16, 2001

Head Coach Jim Davis won his 300th game at Clemson with a 67-53 victory over East Carolina at Clemson, SC.

### March 15, 2002

Arkansas defeated Clemson 78-68 in the first round of the NCAA Tournament in the Mideast Region at Manhattan, KS.

### December 21-22, 2002

Clemson won the Nassau, Bahamas Tournament with a win 45-37 win over Marshall and a 70-67 victory over Oakland.

### March 17, 2004

Clemson lost to UNC Charlotte 78-71 in the first round of the WNIT at Clemson, SC.

### December 3, 2004

The Lady Tigers defeated in-state rival South Carolina in overtime for the second consecutive year. Clemson out-scored the Gamecocks, 13-5, in the extra period to win the game, 87-89.

### April 18, 2005

Cristy McKinney was named Head Coach of the Lady Tigers.

### November 30, 2005

The Lady Tigers set the school record for blocks in a single game when they recorded 16 against the Furman Paladins in Greenville, SC. Khaili Sanders totaled eight blocked shots in the contest, which ranked her second all-time for blocks in a game for an individual.

### January 16, 2006

Clemson converted 20 of 21 free throws against Wake Forest at Littlejohn Coliseum. The .952 percentage was the highest mark a Clemson women's basketball team has achieved in history. Tasha Phillips went to the line most often that afternoon and converted all six of her attempts. Julie Talley was 4-4; Amanda Frist was 3-3; and Maxienne White was 2-2. Tasha Taylor missed the only free throw of the game for the Lady Tigers, as she was 3-4 from the foul line.

### February 22, 2007

Rookie Lele Hardy collected her 88th steal of the season in a Clemson defeat at Florida State, setting a Lady Tiger record for thefts in a single season by a freshman. She finished the season with 98.

### February 27, 2007

Clemson rookies Lele Hardy and Christy Brown were named to the ACC All-Freshman Team. They became just the fourth and fifth Lady Tigers to earn the honor and their selection marked the first time in school history that Clemson had placed multiple players on the conference team.

### March 1, 2007

Lele Hardy recorded three steals against Virginia in the opening round of the ACC Tournament to bring her season total to 98. With the three steals, she claimed sole possession of second place in the Clemson annuals

and fourth in ACC freshman history.

### September 7, 2007

Former Lady Tiger Amy Geren was inducted into the Clemson Athletic Hall of Fame.

### March 1, 2008

The Clemson women's basketball team posted its 600th program win, doing so in dramatic fashion. The Lady Tigers erased a 14-point deficit and defeated Florida State, 72-70, on a buzzer-beater by Morganne Campbell.

### September 12, 2008

Former Clemson player Itoero Umoh and former Lady Tiger coach Jim Davis were inducted into the Clemson Athletic Hall of Fame.

### November 30, 2008

The team defeats Washington, 85-67, on their home court to take the Washington Husky Classic.

### March 2-3, 2009

Junior Lele Hardy named third team All-ACC and was named to the ACC All-Defensive team the next day, becoming only the third Lady Tiger ever to earn both honors in the same season.

### March 5, 2009

Clemson defeated fifth-seeded Georgia Tech in the ACC Tournament, 81-69, giving them a tournament victory for the second consecutive season.

### March 1, 2010

Lele Hardy was named second-team All-ACC and to the ACC all-Defensive team. The senior averaged 14.4 points, 7.9 rebounds, and 3.6 steals per game, which ranked third nationally.

### March 29, 2010

Itoero Coleman was named the fifth head coach in Clemson women's basketball history. Coleman played at Clemson from 1996-99 and won two ACC championships as a player.

### November 8, 2010

Itoero Coleman earned her first win as Clemson's head coach despite missing the contest due to the recent birth of her third daughter. Coleman would return to the team on Nov. 26, a 20-point win over Furman.

### February 10, 2011

The Tigers hit the 157th three-point field goal of the season, setting a new school record. They closed the year with 191 makes, far surpassing the old school mark

### February 26, 2012

Clemson blocks its 163rd shot of the season in a game against Georgia Tech, breaking the old school mark of 162, set in 1989-90. Clemson would finish the season with 169 blocks.

### February 17-24, 2013

The Lady Tigers win three straight conference games for the first time since the 2003-04 season

### April 8, 2013

Audra Smith is hired as the program's seventh head coach

### November 14, 2014- January 2, 2015

The Lady Tigers win nine straight home games, the 6th longest streak in school history and best since 1997-1998.



Clemson finished the season with a 20-11 overall record and a 9-5 ledger in the ACC. The Lady Tigers were ranked 13th in the final USA Today poll after advancing to the Sweet 16 of the NCAA Tournament.



They received a first-round bye in the national event and met 10th-ranked Georgia in the second round. Clemson knocked off the Lady Bulldogs, 78-65, for the program's first win in the NCAA Tournament after two previous tries. The victory advanced the Lady Tigers to the semifinals of the Mideast Regional where they fell to Auburn, the #2 ranked team in the nation, by a 71-60 margin.

Clemson reached the semifinals of the ACC Tournament before dropping a 93-86 decision to 14th-ranked NC State. Louise Greenwood totaled 32 points in the Lady Tigers' two games while Ramona O'Neal added 31, including a team-best 26 against the Wolfpack.

Greenwood and Michelle Bryant earned All-ACC Second Team honors that season.



Louise Greenwood became only the second player in Clemson history to score more than 1,200 points and have over 800 rebounds in a career. Greenwood finished her career with 1,268 points and 859 rebounds.

Clemson won 11 of its final 14 games, including seven regular season victories over conference opponents. The Lady Tigers' nine ACC wins tied a school record for most ACC wins in a season. Five starting seniors, Louise Greenwood, Michelle Bryant, Ramona O'Neal, Karen Ann Jenkins, and Becky Hollaway scored 1,669 of the 2,292 points that Clemson registered and accounted for 832 of Clemson's 1,243 rebounds that season.


### Louise Greenwood

Second-Team All-ACC  
Most Valuable Player  
Annie Tribble Leadership Award

# 1988-89

### Michelle Bryant

Second-Team All-ACC  
Most Valuable Player





Clemson advanced to the NCAA "Sweet 16" for the second consecutive season after losing all five starters from the previous year. The Lady Tigers defeated Manhattan in the first round and then won, 61-59, over Connecticut on the Huskies' home court to advance to the East Regional Semifinals. Clemson then fell to #4 Tennessee.

The Lady Tigers set the school record for most ACC wins in a season with 10 and finished with an overall record of 22-10.




Coach-of-the-Year.

Clemson was ranked 19th in the final USA Today poll.

Freshman Kerry Boyatt led the team in scoring with a 15.3 point per game average and was named the ACC Rookie-of-the-Year, the third in program history.

Clemson led the conference in three-point field goal pct. (.426), blocked shots per game (5.1), and steals per game (10.8).

# 1989-90



Kerry Boyatt

- ACC Rookie-of-the-Year
- Second Team All-ACC
- Freshman All-American

Jackie Farmer led the squad in rebounding with a 8.9 rebounds per game mark and ranked first in the league with a 2.2 blocks per game average. Her blocking averaged ranked 24th in the nation that year.

The Lady Tigers' 22 wins were the most victories since the 1979-80 season.








"I was supposed to penetrate and pass to Cheron, but I went too far and couldn't find her. So I looked up, said a prayer, and took the shot."

- Peggy Sells

Clemson reached the **Elite Eight of the NCAA Tournament**, the furthest the Lady Tigers had ever advanced. They upset #15 Providence in the second round and then defeated James Madison, 57-55, on a last second shot by Peggy Sells. Clemson then fell to 13th-ranked Connecticut in the quarterfinals. Clemson was ranked 21st in the final Associated Press poll and at #8 in the final USA Today poll, the highest national ranking in program history.

Jackie Farmer was named to the Second Team All-ACC. She led the ACC in rebounding with a 11.0 per game average and also ranked first in the league with a 2.3 blocks per game average. Farmer's rebounding average ranked 16th in the nation. She boasted a 51.9-field goal percentage for the year on 150-289 shooting.




**Jackie Farmer**

Fast Break All-American  
Second Team All-ACC

The Lady Tigers finished the season with a **22 - 11 overall record**.

Cheron Wells was named to the NCAA East Regional All-Tournament Team and was also selected to the All-ACC Tournament team. She led the team in scoring with a 14.1 points per game average.




**Cheron Wells**

Honorable Mention All-American  
ACC All-Tournament Team

The Lady Tigers reached the finals of the ACC Tournament before falling to seventh-ranked NC State in the championship game. They defeated Duke in the opening round and then upset #2 Virginia in the semifinals, 65-62.

With the win over the Cavaliers in the conference tournament, the Lady Tigers became the only team in the nation to defeat a #1 and #2-ranked team during the season. Earlier in the year, Clemson had posted an 82-73 victory over NC State.

As a team, Clemson led the league in three-point field goal percentage with a .371 figure and also boasted a league-best by holding the opposition to just a .400 field goal percentage.



# 1990-91