

áŋ

ú

h

s'

Lakota Keyboard Layout and Fonts Bundle v.3 | Windows PC | User Guide

Welcome!

Thanks for downloading the Lakota Keyboard Layout and Fonts Bundle v.3! Once you've installed it, you'll be able to type beautiful Lakota anywhere on your computer – including word documents, social media and emails.


How to install the keyboard layout



Lakota Keyboard
and Fonts Bundle

The Lakota Keyboard Layout and Fonts Bundle v.3 can be downloaded from www.lakhota.org. Double-click on the file to begin the installation. If you are ever prompted for permission to continue, just click **Run** or **Allow**. You may have to turn off your anti-virus software temporarily to ensure the keyboard installs successfully.

How to turn on the keyboard layout

Once you have installed the software, just press the  key in the top left corner of your keyboard (shown in **yellow** in the diagram below) to turn on the Lakota keyboard layout. When you are done typing Lakota, just press the key again to switch back to the English keyboard layout.

Alternatively, you can see a list of keyboard layouts that you have installed in the language toolbar in the bottom right corner of your screen:

Windows 7: click the  icon and select **US - Lakota** from the the list.

Windows 8: click the **ENG - US** tab and select **US - Lakota** from the list.

áŋ

ú

h

s'



How to use the keyboard layout

Some of the keys on the English keyboard become redundant when writing Lakota, because they produce letters (such as R and F) that don't exist in the Lakota language. These keys (shown in **blue** above) are used to type the special Lakota letters:

- Q** produces the letter **ǧ** as in **ǧí**
- F** produces the nasal mark as in **ohánŋ**
- X** produces the letter **ž** as in **žó**
- "** produces the glottal stop (') as in **čík'ala**

- R** produces the letter **š** as in **šúnŋka**
- J** produces the letter **ħ** as in **ħóte**
- C** produces the letter **č** as in **čhó**.

Every word in Lakota carries a stress mark to show which syllable is louder. You can type the stressed vowels using the keys **\$** through ***** on the number row (shown in **orange** above):

- \$** produces the letter **á** as in **pahá**
- ^** produces the letter **í** as in **thípi**
- *** produces the letter **ú** as in **igmú**




- %** produces the letter **é** as in **mašké**
- &** produces the letter **ó** as in **wóphila**


áŋ

ú

h

s'

You can also get the stress mark by pressing the forward slash key  (shown in pink above) after you type a vowel. So  followed by  produces á as in pahá.

Holding down the  key to the right of the space bar (shown in green above) makes the keys behave as they would in the English keyboard layout without requiring you to turn off the Lakota keyboard layout. You might find this function helpful if you are typing a Lakota text that requires only one or two English characters, for example in the sentence

Bismarck él wathí

which requires the letters R and C (not found in the Lakota keyboard layout).

You can order a set of stickers from www.ilcbookstore.com and apply them to your physical keyboard to help you get used to the layout of the letters.

Fonts bundle

This software also installs a number of different fonts to your computer so that you can enhance the appearance of your word-processing and graphic work. These fonts are included in the software because most fonts still do not cater for the Lakota alphabet. We recommend that you print out the two final pages in this manual so that you have a visual reference of the Lakota-compatible fonts.

User support

If you need any assistance in using this product, please phone **1-888-525-6828** or email customersupport@lakhota.org.

Lakota-compatible fonts

Aargau Pro **Šuŋǵíla čík'ala kiŋ hóthąŋka žolówan.**

Andika New Basic Šuŋǵíla čík'ala kiŋ hóthąŋka žolówan.

Antigone Pro **Šuŋǵíla čík'ala kiŋ hóthąŋka žolówan.**

Antigone Pro Cd **Šuŋǵíla čík'ala kiŋ hóthąŋka žolówan.**

Arezzo Pro Šuŋǵíla čík'ala kiŋ hóthąŋka žolówan.

Arezzo Pro Ex Šuŋǵíla čík'ala kiŋ hóthąŋka žolówan.

Arezzo Pro Rounded Cd Bold **Šuŋǵíla čík'ala kiŋ hóthąŋka žolówan.**

Arezzo Pro Xlight Šuŋǵíla čík'ala kiŋ hóthąŋka žolówan.

Artistic Pro *Šuŋǵíla čík'ala kiŋ hóthąŋka žolówan.*

Avignon Pro Šuŋǵíla čík'ala kiŋ hóthąŋka žolówan.

Avignon Pro Cd Šuŋǵíla čík'ala kiŋ hóthąŋka žolówan.

Avignon Pro Xlight Šuŋǵíla čík'ala kiŋ hóthąŋka žolówan.

Barbedor Pro Šuŋǵíla čík'ala kiŋ hóthąŋka žolówan.

Charis SIL **Šuŋǵíla čík'ala kiŋ hóthąŋka žolówan.**

Clearface Pro Šuŋǵíla čík'ala kiŋ hóthąŋka žolówan.

DejaVu Sans Šuŋǵíla čík'ala kiŋ hóthąŋka žolówan.

DejaVu Sans Condensed Šuŋǵíla čík'ala kiŋ hótħaŋka žolówaŋ.

DejaVu Sans Light Šuŋǵíla čík'ala kiŋ hótħaŋka žolówaŋ.

DejaVu Sans Mono Šuŋǵíla čík'ala kiŋ hótħaŋka žolówaŋ.

DejaVu Serif Šuŋǵíla čík'ala kiŋ hótħaŋka žolówaŋ.

DejaVu Serif Condensed Šuŋǵíla čík'ala kiŋ hótħaŋka žolówaŋ.

Dessau Pro Šuŋǵíla čík'ala kiŋ hótħaŋka žolówaŋ.

Gentium Basic Šuŋǵíla čík'ala kiŋ hótħaŋka žolówaŋ.

Liberation Mono Šuŋǵíla čík'ala kiŋ hótħaŋka žolówaŋ.

Liberation Sans Šuŋǵíla čík'ala kiŋ hótħaŋka žolówaŋ.

Liberation Serif Šuŋǵíla čík'ala kiŋ hótħaŋka žolówaŋ.

MPH 2B Damese Šuŋǵíla čík'ala kiŋ hótħaŋka žolówaŋ.

Typewriter Pro Šuŋǵíla čík'ala kiŋ hótħaŋka žolówaŋ.

Univeristy Oldstyle Pro Šuŋǵíla čík'ala kiŋ hótħaŋka žolówaŋ.