



## TABLE OF CONTENTS

General Information .....	1	All-Americans .....	44-45
2005 Rosters .....	2	ACC Honors .....	46
2005 Photo Roster .....	3	Team Awards .....	47
2005 Season Preview .....	4-5	U.S. National Team .....	48
Player Profiles .....	6-20	Professional Draft and Minor Leagues.....	49
Player Career Highs .....	21	Tar Heels in Major League Baseball .....	50-51
Head Coach Mike Fox .....	22-23	Record Book .....	52-54
Assistant Coach Roger Williams .....	23	Year-by-Year Statistics .....	55
Assistant Coach Chad Holbrook .....	24	Annual Leaders .....	56-57
Assistant Coach Alex Marconi .....	24	ACC Championship History .....	58
Athletic Administration .....	25	NCAA Championship History .....	59
Boshamer Stadium .....	26-29	Lettermen Since 1947 .....	60-62
A Total Program .....	30	Year-by-Year Results .....	63
Carolina Leadership Academy .....	31	Carolina versus the ACC .....	64
This is Carolina .....	32-33	Series and Coaching Records .....	65
Athletic Heritage .....	34-35	All-Time Results .....	66-75
2004 Season Review .....	36-37	Media Information .....	76
2004 Results and Statistics.....	38-39	2005 Radio/TV/Promotions Schedule .....	77
2004 Game-by-Game Statistics .....	40-41	2005 Opponent Information .....	78-79
Carolina Baseball History .....	42-43		

## 2005 SCHEDULE

### FEBRUARY

16	Wed.	Appalachian State	3 p.m.
18	Fri.	Seton Hall	3 p.m.
19	Sat.	Seton Hall	3 p.m.
20	Sun.	Seton Hall	1:30 p.m.
22	Tues.	UNC Wilmington	3 p.m.
25	Fri.	Birmingham Southern	3 p.m.
26	Sat.	Birmingham Southern	1 p.m.
27	Sun.	Birmingham Southern	1:30 p.m.

### MARCH

2	Wed.	Gardner-Webb	3 p.m.
4	Fri.	vs. Arizona State-1	5 p.m.
5	Sat.	vs. Ohio State-1	2 p.m.
6	Sun.	vs. Michigan-1	1 p.m.
9	Wed.	College of Charleston	3 p.m.
11	Fri.	*at Virginia Tech	3 p.m.
12	Sat.	*at Virginia Tech	2 p.m.
13	Sun.	*at Virginia Tech	2 p.m.
15	Tues.	Princeton	2 p.m.
16	Wed.	Princeton	2 p.m.
18	Fri.	*at Clemson	7:15 p.m.
19	Sat.	*at Clemson	4 p.m.
20	Sun.	*at Clemson	2 p.m.
22	Tues.	Towson	3 p.m.
23	Wed.	Towson	3 p.m.
25	Fri.	*Wake Forest	7 p.m.
26	Sat.	*Wake Forest	2 p.m.
27	Sun.	*Wake Forest	1:30 p.m.
29	Tues.	Winthrop	6 p.m.

### APRIL

1	Fri.	*Virginia	7 p.m.
2	Sat.	*Virginia (TV)	1 p.m.
3	Sun.	*Virginia	1:30 p.m.
6	Wed.	Elon	6 p.m.
8	Fri.	*at Maryland	7 p.m.
9	Sat.	*at Maryland	7 p.m.
10	Sun.	*at Maryland	1 p.m.
12	Tues.	Davidson	6 p.m.
13	Wed.	at East Carolina	7 p.m.
15	Fri.	*Miami	7 p.m.
16	Sat.	*Miami	2 p.m.
17	Sun.	*Miami	1 p.m.
20	Wed.	VCU	6 p.m.
22	Fri.	*Duke	7 p.m.
23	Sat.	*Duke	2 p.m.
24	Sun.	*Duke	1:30 p.m.
26	Tues.	at UNC Wilmington	7 p.m.
27	Wed.	High Point	6 p.m.
29	Fri.	*at NC State	7 p.m.
30	Sat.	*at NC State	2 p.m.

### MAY

1	Sun.	*at NC State	1 p.m.
11	Wed.	Coastal Carolina	6 p.m.
13	Fri.	*at Florida State	7 p.m.
14	Sat.	*at Florida State (TV)	1 p.m.
15	Sun.	*at Florida State	1 p.m.
17	Tues.	East Carolina	6 p.m.
19	Thurs.	Georgia Tech	6 p.m.
20	Fri.	Georgia Tech	7 p.m.
21	Sat.	Georgia Tech	2 p.m.


Tues.-Sun., May 24-29, ACC Championship, Jacksonville, Fla.

Fri.-Sun., June 3-5, NCAA Regionals, Campus Sites

Fri.-Sun., June 10-12, NCAA Super Regionals, Campus Sites

Fri.-Sun., June 17-26, College World Series, Omaha, Neb.

\* - Denotes ACC game; 1 - Keith LeClair Invitational, Greenville, S.C.



## UNC QUICK FACTS

Location	Chapel Hill, N.C.
Enrollment	25,972 (15,961 undergraduate)
Chartered	1789
Nickname	Tar Heels
Colors	Carolina Blue and White
Conference	Atlantic Coast
National Affiliation	NCAA, Division I
Chancellor	James Moeser
Athletic Director	Dick Baddour
Sr. Associate AD	Larry Gallo Jr.
Sr. Associate AD/Olympic Sports	Beth Miller
Athletic Department Switchboards	
Smith Center	(919) 962-6000
Carmichael Auditorium	(919) 962-5411



## BASEBALL INFORMATION


Head Coach	Mike Fox (UNC '78)
Career Record	786-267-4 (21 years)
Record at Carolina	246-126 (6 years)
Assistant Coaches	Roger Williams Chad Holbrook Alex Marconi
Equipment Manager	Jeff Tessier
Administrative Assistant	Joan Holt
Groundskeepers	Chad Compton, Kurt Farmer
Office Location	Cary C. Boshamer Stadium
Office Phone	(919) 962-2351
Office Fax	(919) 962-3865
2004 Record	43-21 overall, 14-10 ACC (4th)
2004 Postseason Play	ACC Tournament (3-2)
NCAA Tournament (2-2)	- Columbia Regional

2004 Final Rankings	NR-BA, 27-CB, 24-BW
Letterwinners Returning/Lost	18/12
Starters Returning/Lost	7/3
Starting Pitchers Returning/Lost	4/1
Home Field	Boshamer Stadium
Capacity	2,500
Surface	Natural Grass
Dimensions	LF-330, LCF-370, CF-395, RCF- 355, RF-335



## ATHLETIC COMMUNICATIONS

Associate AD/Communications	Steve Kirschner
Assistant Director (baseball)	John Martin
Martin's Phone	(919) 962-0084
Office Fax	(919) 843-2309
Martin at Home	(919) 967-6896
Martin's Email	martin@unca.unc.edu
Press Box Phone	(919) 962-3509
Mailing Address	P.O. Box 2126 Chapel Hill, N.C. 27515
UNC Athletics Web Page	TarHeelBlue.com



## CREDITS

The 2005 North Carolina baseball media guide was designed and edited by John Martin. Editorial assistance provided by the UNC Athletic Communications staff. Front and back covers designed by John Martin. Team photo, mugshots, cover photos and current action photos by Jeffrey Camarati. Special thanks to AllSport/Getty Images, the Baltimore Orioles, Toronto Blue Jays and New Hampshire Fisher Cats. Printed by Theo Davis Sons, Inc. of Zebulon, N.C.



# CAROLINA BASEBALL

2005 ROSTER

## NUMERICAL

- 1 Kyle Shelton
- 2 Chad Holbrook
- 3 Bryan Steed
- 4 Craig Corrado
- 5 Blair Waggett
- 6 Ross Cook
- 7 Reid Fronk
- 8 Andrew Carignan
- 10 Greg Mangum
- 11 Chase Younts
- 12 Wes Moyer
- 13 Matt Ellington
- 14 Josh Horton
- 15 Jonathan Hovis
- 16 Matt Iannetta
- 17 Matt Danford
- 18 Mike Facchinei
- 19 Justin Webb
- 20 Robert Woodard
- 21 Jay Cox
- 23 Roger Williams
- 24 Chris Kahler
- 25 Daniel Bard
- 26 Benji Johnson
- 27 Seth Williams
- 28 Bryan Phillips
- 29 Brack Massey
- 30 Mike Fox
- 31 Adam Kalkhof
- 32 Andy Gale
- 33 Andrew Miller
- 34 Chad Flack
- 35 Rob Wooten
- 36 Matt Spencer
- 37 Alex Marconi
- 38 Mike Daniel
- 39 Luke Putkonen
- 40 Tyler Trice

## ALPHABETICAL

- 25 Daniel Bard
- 8 Andrew Carignan
- 6 Ross Cook
- 4 Craig Corrado
- 21 Jay Cox
- 17 Matt Danford
- 38 Mike Daniel
- 13 Matt Ellington
- 18 Mike Facchinei
- 30 Mike Fox
- 34 Chad Flack
- 7 Reid Fronk
- 32 Andy Gale
- 2 Chad Holbrook
- 14 Josh Horton
- 15 Jonathan Hovis
- 16 Matt Iannetta
- 26 Benji Johnson
- 24 Chris Kahler
- 31 Adam Kalkhof
- 10 Greg Mangum
- 37 Alex Marconi
- 29 Brack Massey
- 33 Andrew Miller
- 12 Wes Moyer
- 28 Bryan Phillips
- 39 Luke Putkonen
- 1 Kyle Shelton
- 36 Matt Spencer
- 3 Bryan Steed
- 40 Tyler Trice
- 5 Blair Waggett
- 19 Justin Webb
- 23 Roger Williams
- 27 Seth Williams
- 20 Robert Woodard
- 35 Rob Wooten
- 11 Chase Younts

## PITCHERS

No.	Player	Pos.	B/T	Ht.	Wt.	Class	Hometown (High School/Last School)
8	Andrew Carignan	RHP	R/R	5-11	200	Fr.	Norwich, Conn. (Norwich Free)
15	Jonathan Hovis	RHP	R/R	5-11	180	Jr.	Gastonia, N.C. (Forestview)
17	Matt Danford	RHP	R/R	6-2	196	So.-RS	Raleigh, N.C. (Broughton)
18	Mike Facchinei	RHP	R/R	6-2	181	Fr.	Arden, N.C. (West Henderson)
20	Robert Woodard	RHP	R/R	6-2	199	So.	Charlotte, N.C. (Myers Park)
25	Daniel Bard	RHP	R/R	6-4	202	So.	Charlotte, N.C. (Charlotte Christian)
28	Bryan Phillips	RHP	R/R	6-2	215	Sr.	Sanford, N.C. (Lee County)
31	Adam Kalkhof	LHP	L/L	6-6	241	Jr.	Durham, N.C. (Jordan)
32	Andy Gale	RHP	R/R	6-6	230	Fr.	Durham, N.H. (Phillips Exeter)
33	Andrew Miller	LHP	R/L	6-6	195	So.	Gainesville, Fla. (Buchholz)
35	Rob Wooten	RHP	R/R	6-1	206	Fr.-RS	Pikeville, N.C. (C.B. Aycock)
39	Luke Putkonen	RHP	R/R	6-5	193	Fr.	Marietta, Ga. (Walton)
40	Tyler Trice	RHP	R/R	6-4	189	Fr.	Cherryville, N.C. (Burns)

## CATCHERS

16	Matt Iannetta	C,OF	R/R	6-0	181	Fr.	Providence, R.I. (St. Raphael)
19	Justin Webb	C,3B,SS	R/R	6-0	174	Sr.	Macclesfield, N.C. (SW Edgecombe)
26	Benji Johnson	C,1B	R/R	6-1	188	Fr.	Pittsboro, N.C. (Northwood)

## INFELDERS

1	Kyle Shelton	SS,2B	R/R	6-0	164	Fr.	Charlotte, N.C. (South Mecklenburg)
3	Bryan Steed	SS,2B	R/R	5-8	178	So.	Atlanta, Ga. (Marist)
4	Craig Corrado	SS	R/R	6-3	185	So.	Tampa, Fla. (Tampa Catholic)
7	Reid Fronk	3B	L/R	6-1	182	Fr.	Charlotte, N.C. (Charlotte Christian)
10	Greg Mangum	2B	L/R	5-9	165	Sr.	Charlotte, N.C. (East Mecklenburg)
12	Wes Moyer	1B	R/R	6-2	200	Sr.	Apex, N.C. (Apex)
14	Josh Horton	SS	L/R	6-1	188	Fr.	Hillsborough, N.C. (Orange)
24	Chris Kahler	1B,OF	R/R	6-5	192	Fr.	Winston-Salem, N.C. (Mt. Tabor/Elon)
29	Brack Massey	1B	R/R	6-2	202	So.	Greenville, N.C. (J.H. Rose)
34	Chad Flack	1B,3B	R/R	6-3	216	Fr.	Forest City, N.C. (East Rutherford)
36	Matt Spencer	1B,LHP	L/L	6-4	214	Fr.	Morristown, Tenn. (Morristown West)

## OUTFIELDERS

5	Blair Waggett	OF	R/R	6-1	190	Jr.	Wilmington, N.C. (Laney)
6	Ross Cook	OF	R/R	6-3	210	Sr.	Wilmington, N.C. (New Hanover/Elon)
11	Chase Younts	OF	L/L	5-9	174	Sr.	Lexington, N.C. (Central Davidson)
13	Matt Ellington	OF	L/L	6-1	194	So.-RS	Middleburg, N.C. (Northern Vance)
21	Jay Cox	OF,C	L/R	6-1	203	So.	Smithfield, N.C. (Smithfield-Selma)
27	Seth Williams	OF,RHP	R/R	6-1	202	Fr.	Hendersonville, N.C. (North Henderson)
38	Mike Daniel	OF	L/R	6-3	178	Jr.	Charlotte, N.C. (South Mecklenburg)

**Head Coach:** Mike Fox (30)

**Assistant Coaches:** Roger Williams (23), Chad Holbrook (2), Alex Marconi (37)

FRESHMEN (15)	SOPHOMORES (9)	JUNIORS (4)	SENIORS (6)
Andrew Carignan	Daniel Bard	Mike Daniel	Ross Cook
Andy Gale	Craig Corrado	Jonathan Hovis	Greg Mangum
Luke Putkonen	Jay Cox	Adam Kalkhof	Wes Moyer
Matt Spencer	Matt Danford*	Blair Waggett	Bryan Phillips
Mike Facchinei	Brack Massey		Justin Webb
Chad Flack	Andrew Miller		Chase Younts
Reid Fronk	Matt Ellington*		
Josh Horton	Bryan Steed		*medical redshirt
Matt Iannetta	Robert Woodard		
Benji Johnson			
Chris Kahler			
Kyle Shelton			
Tyler Trice			
Seth Williams			
Rob Wooten*			

# CAROLINA BASEBALL



2005 PHOTO ROSTER



1 • KYLE SHELTON



3 • BRYAN STEED




4 • CRAIG CORRADO



5 • BLAIR WAGGETT



6 • ROSS COOK



7 • REID FRONK



8 • ANDREW CARIGNAN



10 • GREG MANGUM



11 • CHASE YOUNTS



12 • WES MOYER



13 • MATT ELLINGTON



14 • JOSH HORTON



15 • JONATHAN HOVIS



16 • MATT IANNETTA



17 • MATT DANFORD



18 • MIKE FACCHINEI




19 • JUSTIN WEBB



20 • ROBERT WOODARD



21 • JAY COX



24 • CHRIS KAHLER



25 • DANIEL BARD



26 • BENJI JOHNSON



27 • SETH WILLIAMS



28 • BRYAN PHILLIPS



29 • BRACK MASSEY



31 • ADAM KALKHOF



32 • ANDY GALE



33 • ANDREW MILLER




34 • CHAD FLACK



35 • ROB WOOTEN



36 • MATT SPENCER



38 • MIKE DANIEL



39 • LUKE PUTKONEN



40 • TYLER TRICE



30 • MIKE FOX



**Preseason All-America Andrew Miller**

With a preseason ranking of No. 7 by *Collegiate Baseball*, a pair of preseason All-America pitchers and one of the nation's top freshman classes, expectations are high for the 2005 edition of the University of North Carolina baseball team. But this is a program used to success, as head coach Mike Fox has guided the Tar Heels to five trips to the NCAA Tournament and five 40-win seasons in his first six seasons at his alma mater.

But in order to maintain this level of success and challenge for a trip to the College World Series, Carolina will have to find the offensive production to match its talented pitching staff, which is led by sophomore starters Daniel Bard and Andrew Miller, both preseason All-Americans, and relief aces Robert Woodard and Jonathan Hovis. Many of the Tar Heels will have to adjust quickly to the college game or to new roles, as 24 of the 34 players on the roster are either freshmen or sophomores.

"Certainly, we're a team that's pitching and defense oriented," said Fox. "We have to be to start the season. From what I saw in the fall, I think we are going to be good defensively."

While Fox is confident in his pitching staff, he knows that it is not without holes. The Tar Heels have to find a No. 3 starter – likely Matt Danford or Adam Kalkhof – to pair with Bard and Miller and also will have to replace four seniors that made a combined 112 appearances out of the bullpen.

On the offensive side of things, Fox will have to fill holes left by All-Americans Marshall Hubbard and Chris Iannetta, as well as senior Sammy Hewitt. This trio accounted for 43 of the Tar Heels' 67 home runs (64.2 percent) and 200 runs batted in last season, including a single-season school record 83 by Hubbard. "We lost so much offense last year – the guys that hit three, four and five for us the majority of the year – in Chris, Marshall and Sammy," said Fox. "We lost power, we lost run production. We're not going to have anywhere near the power that we had last year. We're going to be different type of offensive team in that regard and I just don't see us making up a big run differential with big innings. Right now I don't anticipate that with this team, and that's a concern with me. Some of our freshman and sophomore hitters are going to have to step up and try to replace those guys."

Expected to carry the load of the offensive burden is junior Mike Daniel and sophomores Jay Cox and Matt Ellington, who each batted above .306 last season. "Those three guys are probably going to be hitting in the middle of the order," said Fox. "They're different type hitters (than last season's group), but they've got to help us. They've got to produce runs and they're going to be up there in more critical situations."

In addition to Daniel, Cox and Ellington, Fox will look to seniors Ross Cook, Greg Mangum, Chase Younts and Justin Webb for both leadership and increased offensive production. "Those four guys need to lead us," said Fox. "Hopefully they've saved the best years of their careers for last because that's what we're going to need out of them."

Besides these veterans, the Tar Heels feature a freshman class ranked among the nation's best by *Collegiate Baseball* and *Baseball America* and,

according to Fox, two or three rookies could see significant playing time. Those expected to make the most impact include third baseman Reid Fronk, shortstop Josh Horton, outfielder Seth Williams and first basemen Matt Spencer and Chad Flack.

With such a talented group of newcomers, Fox has the luxury of depth all around the diamond. "We've got a chance to have some depth," said Fox. "We've got a right-handed hitter and a left-handed hitter at almost every position. Whether or not I'll platoon at every position, I don't know yet. Certainly, if there's a situation where we face a good lefty and it might be to our advantage to put some righties in there if it doesn't hurt us defensively."

## STARTING PITCHING

Any discussion about the 2005 Tar Heels is likely to begin with sophomore starters Daniel Bard and Andrew Miller, a pair of preseason All-Americans who return after outstanding rookie seasons.

After posting an 8-4 record with a 3.88 earned run average and a team-best 95 innings, Bard earned ACC Freshman of the Year honors, first-team all-league status and freshman All-America accolades. The 6-4 righty can touch the mid-90s with his fastball and brings an improved slider to the table in 2005.

Miller, a 6-6 left-hander, was 6-3 last season with a 2.93 ERA, .202 opponent batting average and a team-high 88 strikeouts. He was a second-team All-ACC choice and was named the top prospect playing in the Cape Cod League last summer by *Baseball America*. Miller was one of the main reasons the 2004 staff posted a team ERA of 3.62, its lowest since 1990 and the 14th-best mark nationally.

"From a confidence standpoint it helps our team in that we know we're going to run two guys out there that give you a chance to win every night out," said Fox. "They can't win the game themselves of course, but it's a tremendous confidence builder every time they are out there."

Junior Adam Kalkhof and redshirt sophomore Matt Danford also figure to start and battle for the No. 3 spot in the rotation. Both are coming off injuries but should be ready to go this season. Kalkhof, who was a freshman All-America in 2003, struggled with shoulder tendonitis last season and went 2-1 with a 6.28 ERA.

Danford was outstanding as a freshman, going 3-1 with a 3.47 ERA, and is close to 100 percent according to pitching coach Roger Williams. "Matt pitched well this fall," said Fox. "He's got to step up like he did his freshman year and give us those innings."


## RELIEF PITCHING

The 2005 Carolina bullpen will be faced with the task of replacing Whitley Benson, Kevin Brower, Michael Gross and Scott Senatore – four of the top nine pitchers on the Tar Heels' career appearances list. Leading the way will be sophomore Robert Woodard and junior Jonathan Hovis, who both had strong seasons in 2004.

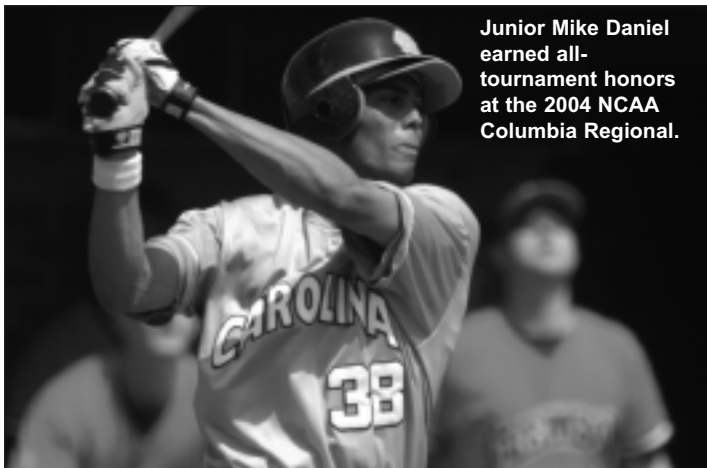
Woodard went 8-2 with a 3.49 ERA and pitched in a variety of roles last season and more of the same can be expected this year. Hovis was 3-0 with a 2.75 ERA in 22 appearances and is slated to work middle to short relief situations as a set-up man.

According to Fox, the work from the pen will be key for his team. "Jonathan Hovis, Matt Danford, Adam Kalkhof, Robert Woodard and a couple of freshmen will be the key for us," said Fox. "Daniel and Andrew are going to give us some great outings ... but the game is won – if it's close and a lot of ours are going to be – in the last three innings. Right now I'm more concerned about who's out there to finish the games that with who's starting. That's always been my philosophy."

It's a great comfort – don't get me wrong – to have those guys (Bard and Miller). But they are just two out of a staff of nine or 10 guys that are going to



**Senior Greg Mangum returns at second base after earning All-ACC honors a year ago.**



**Junior Mike Daniel earned all-tournament honors at the 2004 NCAA Columbia Regional.**

throw a number of innings. The other seven or eight need to step up. They have some big shoes to fill."

One player who has appeared to step it up is Norwich, Conn., freshman Andrew Carignan, who is getting a look for the closer role left open by Michael Gross' departure. "He's got a great arm and used to be a catcher. He has that catcher's mentality," said Fox. "He had some flashes of greatness this fall and then some not so great. But that's natural for a freshman."

Adding depth to the pen will be senior Bryan Phillips, as well as freshmen Matt Spencer, who will get some work against lefties, Tyler Trice, Andy Gale, Mike Facchinei and Seth Williams. Redshirt freshman Rob Wooten is back after missing 2004 with a shoulder injury.

## CATCHER

One of Carolina's most versatile players over the last three seasons, senior Justin Webb is expected to work behind the plate for much of 2005. Webb, who batted .281 in 46 games last season, steps into the spot vacated by Johnny Bench Award finalist Chris Iannetta, a fourth-round draft choice of the Colorado Rockies last June. "Justin has played all over the field for us but with us losing Chris Iannetta, we need an athletic guy back there and Justin will do well," said Fox. "He's very capable behind there but does not have the same body type as Chris ... so the key to for us is to keep him healthy."

When Webb is given a breather at catcher, expect Pittsboro, N.C., freshman Benji Johnson to get the nod. Johnson was a two-time all-state choice at Northwood High School. Rookie Matt Iannetta, the younger brother of Chris, adds important depth at the position.

## FIRST BASE

The first base position is completely up for grabs entering the spring, with six guys in the mix to earn playing time. According to Fox, "it's going to be the guy that steps up offensively" that ultimately gets the nod.

Fifth-year senior Wes Moyer appears much improved defensively and has experience, starting 15 games at first a year ago and batting .253 with 14 runs batted in. Sophomore Brack Massey also saw limited action a year ago and made five starts at first. A pair of freshmen, right-hander Chad Flack and left-hander Matt Spencer also figure into the rotation. Flack was a prep All-America at East Rutherford High School and set the North Carolina state record with 18 home runs as a senior. Spencer, also a high school All-America and a native of Morristown, Tenn., was a 24th-round pick of the Boston Red Sox in last year's draft.

Matt Ellington, Craig Corrado and Justin Webb could also see time at first at some point during the season.

## SECOND BASE

Senior Greg Mangum, who picked up second-team All-ACC honors a year ago, "is entrenched at second base," according to Fox. A year ago, Mangum batted in the leadoff spot and hit .308 with 24 RBI, 57 runs and a team-high 16 stolen bases. He has also proven to be extremely durable and has played in a team-best 116 straight games. A solid defensive player, Mangum can also play shortstop and could even see some action in center field if needed.

Sophomore Bryan Steed, who started 39 games at second last season while Mangum played short, adds depth at both middle infield positions this year. He batted .252 and drove in 17 runs as a rookie.

## THIRD BASE

Charlotte freshman Reid Fronk has claimed the third base job and did so with an impressive showing during fall practice. "Reid has a chance to be a really, really good player," said Fox. "We're just going to throw him in there. He might be the first true third baseman we've had here - that's his position. He

feels comfortable over there. He's got to get better on the tough plays, but I think he'll make the routine play." A former prep teammate of Daniel Bard at Charlotte Christian, Fronk was a preseason All-America in 2004 and two-time all-state selection.

Classmate Chad Flack can also play third, as well as sophomore Bryan Steed, senior Justin Webb and freshman Kyle Shelton.

## SHORTSTOP

Both sophomore Craig Corrado and freshman Josh Horton are in the mix to earn the starting nod at shortstop. "Craig and Josh are battling it out at short, and that's going to be a great battle in the preseason," Fox said. "Both are very capable. Craig had that job last year and struggled offensively and that carried over defensively. He's improved dramatically. He got in the weight room and took it as a challenge. He's gotten stronger and put on some weight."

Horton was a highly-touted recruit from nearby Orange High School. He earned preseason and postseason All-America honors from Louisville Slugger as a senior and was a two-time all-state choice.

Freshman Kyle Shelton is a solid defensive player who can play all three infield positions.

## LEFT FIELD

A starter for much of his outstanding rookie season in 2004, sophomore Jay Cox is expected to man left field once again this season and hit somewhere in the middle of the order. A native of Smithfield, N.C., Cox batted .329 with three homers and 24 RBI a year ago. "Jay Cox had a really good year for us, especially offensively, and that's his forte," said Fox. "He needs to improve the other facets of his game, which he worked on in the fall." Cox could also see time in right field.

Two of the Tar Heels' steadiest bats, junior Mike Daniel and redshirt sophomore Matt Ellington, who is much improved defensively, could also see time in left.

## CENTER FIELD

Veteran Chase Younts, who finished 2004 on a tear, is the likely starter in center field. A year ago, he hit .311 with 21 RBI. His four homers last season are tops among returnees in 2005. "Chase is the frontrunner in center," said Fox. "He's a fifth-year senior, who was a walk-on here, and has worked his way up. He brings intensity and fire. He'll give you everything he's got."

Junior Blair Waggett, the fastest player on the Carolina roster, adds depth in center.

## RIGHT FIELD

Fox expects junior Mike Daniel and freshman Seth Williams to each see significant time in right field. Daniel had a solid sophomore campaign a year ago, batting .320 with 16 doubles, two homers and 20 RBI for the season. He earned a spot on the all-tournament team at the NCAA Columbia Regional. Daniel can play all three outfield positions and boosted his average over 70 points from 2003 to 2004. Fox would like to see continued improvement.

Williams, is a big, strong freshman from Hendersonville, N.C., who could add needed power to the Tar Heel line-up when on the field. According to Fox, he is will get some playing time. A two-way player, Williams should also get some work out of the UNC bullpen this season.

## DESIGNATED HITTER

Redshirt sophomore Matt Ellington should figure into the mix at designated hitter. He hit .306 last season after missing 2003 due to back surgery and is the Tar Heels' leading returning run producer with 27 RBI in '04. Ellington had 28 starts at DH a year ago.

Senior Ross Cook should also see some time at DH after batting .343 in 46 games, including 18 starts at DH, last season. Jay Cox could also DH when not playing in the outfield.



**Preseason All-America Daniel Bard**



**GENERAL**

Preseason All-America • No. 1 or No. 2 starter • Hard thrower is coming off a good fall • Member of Team USA last summer.

**AS A FRESHMAN (2004)**

One of the nation's top freshman pitchers • Atlantic Coast Conference Freshman of the Year and earned first-team all-conference honors • Named Freshman All-America by Collegiate Baseball and named to Baseball America's All-Freshman second team • Posted an 8-4 record and ranked second among Carolina starters with a 3.88 earned run average • His eight wins tied the Tar Heel rookie record • Worked a team-best 95.0 innings • Second on the team with 68 strikeouts • Was the Tar Heels' Friday starter for much of the season and earned the win in six of his first eight collegiate starts • Made 15 starts on the season • Tied for second in the ACC in shutouts and tied for seventh in wins • Named the nation's top freshman pitcher at the midseason point by Baseball America • Also earned midseason Freshman All-America honors from Baseball America • Went 4-3 in conference play • Allowed just one run in eight innings in a win over No. 2 Miami on May 14 • Also allowed just one run in eight innings against Northwestern State on Feb. 28 • Finest start of the season was a complete-game, two-hit shutout against California ace Adam Gold on March 12 • Tossed six shutout innings in win over Florida State on March 26 • Allowed just four hits and two runs while striking out seven in his 5.1-inning college debut against Seton Hall on Feb. 21 • Fanned a season-best eight in a win at Virginia on March 19 • Stuck out six or more batters on five occasions. **Summer 2004:** Member of U.S. National Team that won gold at the FISU II World University Baseball Championships in Tainan, Taiwan • Worked 1.2 shutout innings as Team USA went 8-0 in the event • In all, made eight appearance over the summer out of the bullpen.

**CHARLOTTE CHRISTIAN/PROVIDENCE HIGH SCHOOL**

Twentieth round (604th overall) selection of the New York Yankees after a standout prep career at both Charlotte Christian School and Providence High School • Earned Easton/Collegiate Baseball All-America honors as a senior • Named the 2003 North Carolina Gatorade Player of the Year and Charlotte Observer Player of the Year • Also brought home all-conference and all-state accolades as a junior and senior • Led Charlotte Christian to North Carolina

**Daniel Bard**

- 2005 BA Preseason All-America
- 2005 CB Preseason All-America
- 2005 NCBWA Preseason All-America
- 2004 ACC Freshman of the Year
- 2004 First-team All-ACC
- 2004 CB Freshman All-America



3A Independent Schools state titles in 2002 and '03 • Played with the U.S. Junior National Team over the summer of 2003 • Member of the Region 6 State Games Team as a junior • Also played in East Coast Pro and Area Code Showcases.

**PERSONAL**

Daniel Paul Bard is the son of Paul and Kathy Bard • Born June 25, 1985, in Houston, Texas • Has two younger brothers, Jared and Luke • Majoring in management and society at Carolina • Father played five years of minor league baseball in the Dodgers and Orioles organizations • Favorite movie is Fight Club • Favorite book is the Bible • Would like to switch places for a day with Mike Fox • Involved with the Carolina Leadership Academy • Loves to fish • Has modeled his game after Kyle Farnsworth.

**BARD'S CAREER PITCHING STATISTICS**

YEAR	W-L	ERA	G-GS	CG	Sv	Sh	IP	H	R	ER	BB	SO	WP
2004	8-4	3.88	16-15	1	0	1	95.0	94	49	41	31	68	5



**DID YOU KNOW ...**

This summer, Daniel Bard became the ninth Tar Heel since 1984 to play with the U.S. National Team. Carolina is tied for 13th nationally when it comes to the number of national team players produced between 1984 and 2004.



**GENERAL**

Has good poise • Aggressive pitcher that throws hard • Figures into the short relief mix and could earn the closer job.

**NORWICH FREE ACADEMY**

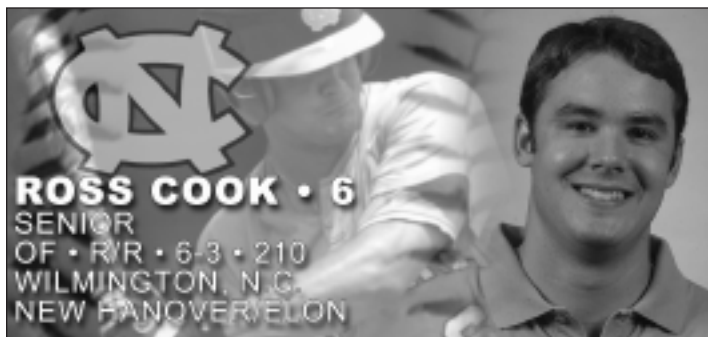
Four-year standout pitcher at Norwich Free Academy in Norwich, Conn., under coach John Iovino • As a senior, won Gatorade and Connecticut Coaches Association state player of the year honors • Two-time all-state selection • Led team to state title as a junior, recording four wins and a save in five games • Three-time All-Eastern Connecticut Conference choice • Also played three years of soccer, earning all-state honors as a defender as a senior • Played one year of football • Earned high honors each semester and was a part of Project Outreach. **Summer 2004:** Played with Norwich American Legion • Tossed 15 consecutive no-hit innings and struck out 20 batters in a game.

**PERSONAL**

Gary Andrew Carignan Jr. is the son of Gary and Lisa Carignan • Born July 23, 1986, in New London, Conn. • Has two sisters and a brother • Plans to major in business administration at Carolina • Father played baseball at Florida Southern and University of New Haven • Great Grandfather played in



the Pittsburgh Pirates and Washington Senators organizations • Lists favorite movies as Rounders and Blow • Favorite athlete is Cal Ripken Jr. • Modeled his game after Roger Clemens and Curt Shilling.



**GENERAL**

Should get time in the outfield and at DH • Missed fall after left shoulder surgery • Solid hitter with a great understanding of the game.

**AS A JUNIOR (2004)**


Hit .343 (35-for-102) in 46 games for the Tar Heels • Made 23 starts at designated hitter and in the outfield • Scored 24 runs and drove in 14 • Hit one home run and added one triple and three doubles • Posted a .451 slugging percentage • Batted .372 in ACC play • Had 10 multi-hit games, including a trio of three-hit efforts • Went 3-for-4 with three runs scored against Princeton on March 17 • Was 3-for-5 with two RBI and two runs scored against Florida State on March 26 • Went 3-for-4 versus NC State on May 21 • Drove in a season-best three runs and scored three runs against St. Francis (N.Y.) on March 5 • Tied for fourth on the team with four multi-RBI game • Lifted the Tar Heels to a 5-3 win at Virginia on March 19 with a two-run single in the 11th inning • Member of the ACC Academic Honor Roll.

**AS A SOPHOMORE (2003)**

Batted .250 (3-for-12) in 12 games • Also scored three runs and had three RBI • Went 1-for-2 with a run scored and an RBI against Davidson on March 5 • Doubled and scored a run versus Princeton on March 18 • Also made three appearances on the mound • Tossed one scoreless inning against Ball State on March 10. **Summer 2003:** Played with the Durham Americans of the Coastal Plain League.

**NEW HANOVER HIGH SCHOOL/ELON**

Played four years of varsity baseball • Named all-conference and all-state as a senior • Participated in the first-ever North Carolina-South Carolina all-star game in 2001 • Won NABF World Championship in the college division in 2001 • Member of the National Honor Society • Hit .315 with five home runs and 29 RBI in 2002 season at Elon • Was also 1-0 with a 2.25 ERA in two pitching appearances.



**Ross Cook**  
2004 ACC Academic Honor Roll

**PERSONAL**

Ross Andrew Cook is the son of Kevin and Phyllis Cook • Born July 1, 1983, in Fort Lauderdale, Fla. • Majoring in management and society • Favorite movie is Dumb & Dumber • Favorite book is The Cat in the Hat • Favorite athlete is Derek Jeter • Favorite class at Carolina is Sociology 115: Economy and Society.

**COOK'S CAREER BATTING STATISTICS**

YEAR	G-GS	AB	R	H	RBI	2B	3B	HR	Slg	SB	BB	SO	Avg
2003	14-0	12	3	3	3	1	0	0	.333	0-0	0	4	.250
2004	46-23	102	24	35	14	3	1	2	.451	2-3	14	23	.343
<b>Totals</b>	<b>60-23</b>	<b>114</b>	<b>27</b>	<b>38</b>	<b>17</b>	<b>4</b>	<b>1</b>	<b>2</b>	<b>.439</b>	<b>2-3</b>	<b>14</b>	<b>27</b>	<b>.333</b>



**GENERAL**

Battling for the starting shortstop job • Struggled a year ago at the plate but has worked hard in the weight room and has improved dramatically.



**Craig Corrado**

**AS A FRESHMAN (2004)**

Played in 55 games and made 23 starts, mainly at shortstop • Hit .157 (14-for-89) and scored 11 runs, while driving in nine • Had three doubles • Went 2-for-2 with a run scored and an RBI against Duke in the ACC Tournament • Was 2-for-4 with a run scored against Clemson on April 17 • Drove in two runs against Gardner-Webb on February 25 and versus St. Francis (N.Y.) on March 5.

**TAMPA CATHOLIC HIGH SCHOOL**

Four-year standout at shortstop for Tampa Catholic • All-state selection as a junior and senior • Also earned all-county honors from 2001-03 • Team captain and MVP as a senior • Earned team's top defensive award as a junior • Led Tampa Catholic to Florida 3A state title in 2001 • Played in the Florida all-star game and won a Junior Olympic title with Team Florida • Two-

year member of the Honor Roll.

**PERSONAL**

Craig Thomas Corrado is the son of Sharon and Tom Corrado • Born Sept. 10, 1984, in Pensacola, Fla. • Has two younger sisters, Heidi and Katie • Undecided on major at Carolina • Favorite movie is Scarface • Lists Alfonso Soriano as his favorite athlete • Favorite book is Harry Potter and the Sorcerer's Stone • Active in Athletes in Action • Modeled his game after Edgar Renteria • Would like to switch places for a day with the president of the United States.

**CORRADO'S CAREER BATTING STATISTICS**

YEAR	G-GS	AB	R	H	RBI	2B	3B	HR	Slg	SB	BB	SO	Avg
2004	55-23	89	11	14	9	3	0	0	.191	0-0	3	17	.157



**JAY COX • 21**  
 SOPHOMORE  
 OF/C • R/R • 6-1 • 203  
 SMITHFIELD, N.C.  
 SMITHFIELD-SELMA

**GENERAL**

Coming off outstanding rookie season at the plate • Improved other aspects of his game this fall • Figures to start in left field but could also play right.

**AS A FRESHMAN (2004)**

Finished the season third among Tar Heel regulars with a .329 batting average (55-for-167) • Played in 58 games and made 44 starts, mostly in left field • Also had three homers, 11 doubles and 24 RBI • Was second on the team with a .429 on-base percentage and fourth with a .461 slugging percentage • Batted .405 (17-for-42) with runners in scoring position • Was fourth on the team with 17 multi-hit games, including three games with three or more hits • Named ACC Co-Player of the Week on April 12 after hitting .533 with two homers and eight RBI in a four-game stretch • Went 2-for-3 with three RBI against Charlotte on April 7 before going 2-for-3 with a homer and three more RBI at Georgia Tech on April 9 • Also homered against the Yellow Jackets on April 11 • Went 3-for-3 with a run scored and an RBI against Gardner-Webb on February 25, his second collegiate start • Was 4-for-5 with a season-best four runs scored against St. Francis (N.Y.) on March 7 • Went 3-for-4 with three runs scored against St. Francis (N.Y.) on March 8 • Also scored three times against Maryland on May 8. **Summer 2004:** Played with Fayetteville of the Coastal Plain League and batted .301 with two homers, 10 doubles and a team-best 32 RBI.

**SMITHFIELD-SELMA HIGH SCHOOL**

Four-year letterwinner at shortstop for Smithfield-Selma High School • Earned all-state honors as a senior • Batted .623 as a senior to rank fourth all-time in North Carolina prep history • Also drove in 51 runs to rank eighth on the state's single-season list • Posted 129 runs batted in over his prep career to rank fourth in state history • Three-time all-conference selection • Named Most Valuable Hitter in the 2001 Continental Amateur Baseball Association • Led team to '01 CABA 16 and Under Ultimate Age Division World Series title • Also played two years of football and wrestled for one year in high school • Spent the summer of 2003 playing with Johnston County American Legion.

**PERSONAL**

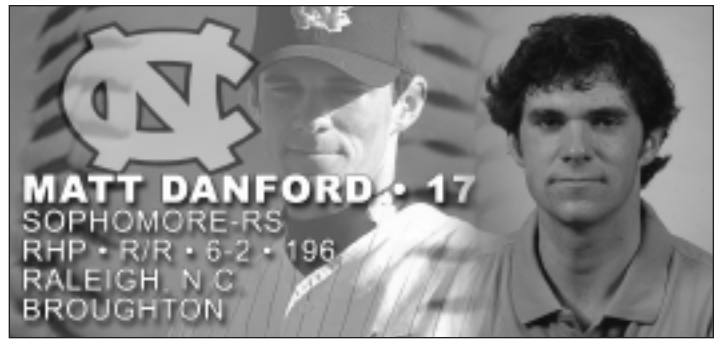
Lloyd Jehu Cox Jr. is the son of Kathy and Lloyd Cox • Born Oct. 30, 1984, in Smithfield, N.C. • Has an older sister, Melissa • Undecided on major • Favorite movie is The Sandlot • Favorite MLB team is the Atlanta Braves • Modeled his game after Mickey Mantle and Larry Walker • Hobbies include deer hunting and fishing • Favorite book is Master Buck Hunting.

**COX'S CAREER BATTING STATISTICS**

YEAR	G-GS	AB	R	H	RBI	2B	3B	HR	Slg	SB	BB	SO	Avg
2004	58-44	167	44	55	24	11	1	3	.461	6-8	28	34	.329



Jay Cox



**MATT DANFORD • 17**  
 SOPHOMORE-RS  
 RHP • R/R • 6-2 • 196  
 RALEIGH, N.C.  
 BROUGHTON

**GENERAL**

Almost 100 percent following shoulder injury in 2004 • Can both start and relieve • Has good command of all his pitches.

**2004 SEASON**

Missed the season and redshirted following surgery on his right shoulder.

**AS A FRESHMAN (2003)**

Finished the season third on the team with a 3.47 ERA • Went 3-1 in 24 appearances, including three starts • Struck out 38 batters in 46.2 innings pitched • Tossed five shutout innings and allowed just three hits to earn a win at East Carolina on April 16 • Also made starts against Towson (March 26) and Elon (April 22) • In his longest outing of the season, tossed 7.2 innings of three-hit ball against Michigan State (Feb. 28) • Also picked up the win in relief against Mississippi State in the NCAA Regional on May 31 • Went 6.1 innings and allowed three hits and two runs against the Bulldogs • Named to the Regional's All-Tournament Team • Allowed just four earned runs over his final nine appearances of the season.

**BROUGHTON HIGH SCHOOL**

Played four years of varsity baseball • All-conference four years in a row • Named all-state twice • Played in the state games in 2000 and 2001 and won gold medal in 2001 • Two-time conference player of the year • Selected to the academic all-conference team four times.

**PERSONAL**

John Matthew Danford is the son of Jane and Mike Danford • Born May 24, 1984, in Raleigh, N.C. • Majoring in communication studies • Great uncle is MLB Hall of Famer Enos Slaughter • Grandfather John Danford played in the Red Sox organization • Favorite movie is Caddyshack • Favorite athlete is former Tar Heel closer Michael Gross • Claims to be fluent in Portuguese and Spanish • Enjoys golf • Favorite class at Carolina is Music 81.

**DANFORD'S CAREER PITCHING STATISTICS**

YEAR	W-L	ERA	G-GS	CG	Sv	Sh	IP	H	R	ER	BB	SO	WP
2003	3-1	3.47	24-3	0	0	0	46.2	44	20	18	18	38	3



Matt Danford  
 2003 NCAA Regional  
 All-Tournament





**MIKE DANIEL • 38**  
 JUNIOR  
 OF • L/R • 6-3 • 178  
 CHARLOTTE, N.C.  
 SOUTH MECKLENBURG

**GENERAL**

Expected to hit in the middle of the order and will counted on to drive in runs  
 • Will play in both right and left field • Raised average over 70 points in '04.

**AS A SOPHOMORE (2004)**

Hit .320 (47-for-147) in 59 games • Made 34 starts in the outfield • Finished third on the team with 16 doubles and added two triples and two homers • Drove in 20 runs and scored 27 times • Had a .497 slugging percentage • Recorded a .974 fielding percentage in 76 chances • 141 of his 147 at-bats came against right-handed pitching • Named to the all-tournament team at the NCAA Columbia Regional after batting .455 with two doubles and one RBI in four games • Had eight multi-hit games and four multi-RBI games • Went 4-for-6 with four RBI against St. Francis (N.Y.) on March 6 • Homered and drove in three runs against UNC Asheville on March 9 • Went 3-for-3 with a home run, two runs scored and two RBI against South Carolina at Knights Stadium in Ft. Mill, S.C., on May 11 • Had a seven-game hitting streak from May 22 to June 4 • Hit safely in all five of Carolina's games at the ACC Tournament. **Summer 2004:** Played with the Peninsula Pilots of the Coastal Plain League and was selected for the league's all-star game • Batted .278 with four homers, 18 RBI, 10 doubles and 12 stolen bases.

**AS A FRESHMAN (2003)**

Started 36 games as a rookie and batted .248 on the season • Drove in 22 runs and scored 23 times • Also hit a pair of home runs and tallied five doubles and a triple • Stole four bases in seven attempts • Drove in a career-best three runs in his first college at bat against Delaware State on Feb. 20 • Homered against Seton Hall on Feb. 23 and in the NCAA Regional versus Missouri on May 30 • Had nine multi-hit games on the season • Went 2-for-4 with two RBI versus LeMoyne on March 4 • Batted 2-for-5 with two RBI and a run scored against High Point on April 8 • Went 2-for-4 on back-to-back days against Maryland on April 12-13 • Had a seven-game hitting streak from April 12-20. **Summer 2003:** Batted .403 with 37 RBI for the Carolina Hurricanes of the Carolina Collegiate League.

**SOUTH MECKLENBURG HIGH SCHOOL**

Played baseball and basketball at South Mecklenburg High School • 2001 USSSA state and world series champion • Senior captain of baseball and basketball teams • All-state baseball player in 2002 • Member of the National Honor Society and North Carolina Scholar. **Summer 2002:** Played for the Carolina Hurricanes of the USSSA.

**PERSONAL**

Michael John Daniel II is the son of Michael and Syrell Daniel • Born in New Orleans, La. • Majoring in exercise and sport science • Father was a triple jumper at McNeese State • Favorite movie is The Sandlot • Has modeled his game after Ken Griffey Jr. • Baseball representative in the Carolina Leadership Academy • Favorite class at Carolina is sports psychology • Interested in physical therapy and exercise physiology • Would like to switch places for a day with Alex Rodriguez.

**DID YOU KNOW ...**

**Mike Daniel is the Tar Heels' top returning doubles hitter, while Matt Ellington drove in more runs last season than any other returnee for 2005. Sixteen of Daniel's 47 hits were doubles to rank third on the team a year ago. Ellington had 27 RBI in 2004, which was fourth.**



**Mike Daniel**  
 2004 NCAA Regional  
 All-Tournament

**DANIEL'S CAREER BATTING STATISTICS**

YEAR	G-GS	AB	R	H	RBI	2B	3B	HR	Slg	SB	BB	SO	Avg
2003	53-36	137	23	34	22	5	1	2	.343	4-7	20	24	.248
2004	59-34	147	27	47	20	16	2	2	.497	3-4	8	26	.320
<b>Totals</b>	<b>112-70</b>	<b>284</b>	<b>50</b>	<b>81</b>	<b>42</b>	<b>21</b>	<b>3</b>	<b>4</b>	<b>.423</b>	<b>7-11</b>	<b>28</b>	<b>50</b>	<b>.285</b>




**MATT ELLINGTON • 13**  
 SOPHOMORE-RS  
 OF • L/L • 6-11 • 194  
 MIDDLEBURG, N.C.  
 NORTHERN VANCE

**GENERAL**

Scheduled to hit in the middle of the order and will provide some pop • Will see time at DH and in the outfield • Greatly improved defensively.

**AS A FRESHMAN (2004)**

Batted .306 (45-for-147) in 58 games • Made 35 starts, mainly at designated hitter • Also played some first base • Finished fourth on the team with 27 runs batted in • Hit two home runs and added eight doubles • 142 of his 147 at-bats came versus right-handed pitching • Was 8-for-21 (.381) as a pinch-hitter •



**Matt Ellington**

Recorded nine multi-hit games and was fourth on the team with eight multi-RBI games • Hit .327 in ACC play • Season-best four RBI came against St. Francis (N.Y.) on March 6 • Went 3-for-5 with three RBI versus Florida State on March 28 • Was 2-for-4 with three RBI against The Citadel in the NCAA Columbia Regional on June 5 • Went 5-for-10 with three RBI in four games at the Regional • Also drove in three runs against Seton Hall on February 22. **Summer 2004:** Batted .408 with three homers for the Raleigh Warriors.

**2003 SEASON**

Sat out the 2003 season following back surgery and redshirted.

## NORTHERN VANCE HIGH SCHOOL

Played soccer, basketball and four years of baseball at Northern Vance • Named all-conference and all-state four straight years • Conference player of the year and team MVP all four years • MVP of North Carolina State Games and played in the North-South game • Henderson Daily Dispatch's male athlete of the year in 2002 • A member of the Honor Society • Honor Roll student and high school community service leader. **Summer 2002:** Played American Legion ball for Kerr Lake.

### PERSONAL

Matthew Wayne Ellington is the son of Wayne and Angie Ellington • Born in Henderson, N.C. • Majoring in communication studies • Favorite movie is The Natural • Father played at Elon and played professionally • Favorite athlete is Alex Rodriguez • Modeled his game after Barry Bonds • Loves to fish and hunt • Active in Athletes in Action at Carolina • Favorite class is Sociology 10.

### ELLINGTON'S CAREER BATTING STATISTICS

YEAR	G-GS	AB	R	H	RBI	2B	3B	HR	Slg	SB	BB	SO	Avg
2004	58-35	147	20	45	27	8	1	2	.415	0-0	10	28	.306



### GENERAL

Expected to work in long relief situations • Working on his mechanics • Had a 0.84 ERA as a junior in high school.

## WEST HENDERSON HIGH SCHOOL

Four-year standout for coach Jim Hyatt at West Henderson High School • Played pitcher and infield • All-state and all-region selection in 2003 and '04 • Co-conference player of the year as a senior • As a junior, set a school record with six shutouts and posted a 0.84 earned run average • Led team to three consecutive conference titles and a 70-6 record from 2002-04 • Also played basketball for four years • Active in FBLA. **Summer 2004:** Played with the American Legion Post 77 team.

### PERSONAL

Michael John Facchinei is the son of John and Cindy Facchinei • Born in Kansas City, Mo. • Undecided on major at Carolina • Sister Jana played field hockey at Carolina • Favorite athlete is Mark Prior • Would like to switch places for a day with Mark Cuban • Lists favorite class at UNC as Drama 16.



### GENERAL

Will bring needed power to the Tar Heel line-up • In the mix to see significant time at first base • Could also see some action at third base.

## EAST RUTHERFORD HIGH SCHOOL

Three-time all-state selection at East Rutherford High School under coach Bobby Reynolds • Played third base and pitcher • Earned Louisville Slugger All-America honors and named North Carolina state player of the year as a senior • Set North Carolina single-season homer record with 18 • Hit 44

career home runs in high school • Two-time conference player of the year • Led East Rutherford to state titles from 2002-04 • Also played football for two seasons and basketball for one year • Member of National Honor Society and maintained a 3.75 grade point average throughout high school.

### PERSONAL

Charles Zorah Flack IV is the son of Tripp and Angela Flack • Born May 28, 1986, in Shelby, N.C. • Has two sisters • Undecided on major at Carolina • Grandfather Ron Guy played in the Yankees and Dodgers organizations • Lists favorite movie as Old School • Favorite MLB team as a kid was the Atlanta Braves • Would like to switch places for a day with Chipper Jones.



### GENERAL

Expected to be the starter at third base after an outstanding fall • Sound defensive player • Former prep teammate of Daniel Bard at Charlotte Christian.

## CHARLOTTE CHRISTIAN SCHOOL

Three-year varsity standout at Charlotte Christian School under coach Greg Simmons • Played third base and shortstop • Louisville Slugger Preseason All-America in 2004 • Two-time all-state and three-time all-conference choice • All-Charlotte Observer as a senior • Led team to three NCISAA state titles from 2002-04 • Teamed with Daniel Bard to lead Charlotte Christian to the No. 29 national ranking in the Easton Sports poll in 2003 • State Games participant in 2003 and '04 • Participated in the 2003 East Coast Professional Showcase • Also a two-time all-conference choice in basketball and an all-state honorable mention selection in football in 2003 • Member of National Honor Society and Summa Cum Laude graduate • Bible study leader. **Summer 2004:** Played with Pineville Post 337 American Legion Team • Led Area IV with a .431 average • Had 56 hits and 32 runs batted in just 39 games.

### PERSONAL

Reid Thomas Fronk is the son of Thomas and Robin Fronk • Born July 21, 1986, in Milwaukee, Wis. • Has one brother • Undecided on major at Carolina • Favorite movie is The Natural • Lists Brett Favre as his favorite athlete • Has modeled his game after Eric Chavez, Jeff Cirillo and Mark Loretta.



### GENERAL

Prep All-America • Big pitcher with a nice arm and good delivery • Hard thrower is a potential mid-week starter.

## PHILLIPS EXETER ACADEMY

Four-year standout pitcher at Phillips Exeter Academy under coach Bill Dennehey • Drafted in the 43rd round of the Major League Baseball First-Year Player Draft in 2004 by the Montreal Expos • Named Second-team Preseason All-America in 2004 by Baseball America • Played in the 2003 AFLAC All-American High School Baseball Classic in Fort Myers, Fla. • Three-time all-league choice • Led team to Central New England Prep School Baseball League titles in 2003 and '04 • Also played four years as a hockey



defenseman • Named MVP and team captain in both baseball and hockey as a senior • First-team all-league in hockey as a senior. **Summer 2004:** Played with the Midland (Ohio) Redskins • Helped team to the Connie Mack World Series title.

## PERSONAL

Andrew Ryan Gale is the son of Richard and Susan Gale • Born Nov. 28, 1985, in Littleton, N.H. • Has two brothers • Plans to major in business administration at Carolina • Father played basketball and baseball and mother played lacrosse, field hockey and swam at New Hampshire • Brother Chris pitched at Virginia from 2001-04 • Lists favorite book as Angels and Demons • Favorite athlete is Pedro Martinez • Would like to switch places for a day with Bryan Steed.



## GENERAL

High School All-America battling for starting shortstop position • Impressed coaching staff with is play in the fall.

## ORANGE HIGH SCHOOL

Three-year varsity letterwinner at Orange High School under coach Dean Dease • Earned preseason and postseason All-America honors from Louisville Slugger as a senior • First-team Two-time all-state selection and three-time all-conference honoree • Two-time N.C. State Games team member • Named to 2004 North Carolina-South Carolina All-Star Game • Participant in the 2003 East Coast Professional Showcase • Also played four years of basketball and two years of football • Member of Beta Club and four-year honor roll student.

## PERSONAL

Joshua Ryan Horton is the son of Alan and Kim Horton • Born Feb. 19, 1986, in Hillsborough, N.C. • Has one brother and one sister • Undecided on major at Carolina • Favorite movie is The Goonies • Favorite MLB team as a child was the Baltimore Orioles • Has modeled his game after former Tar Heel Russ Adams • Favorite class at Carolina is oceanography.

## DID YOU KNOW ...

Carolina's 2005 freshman class was rated as one of the nation's best by a pair of national publications. This year's crop of rookies was ranked No. 11 by *Baseball America* and No. 18 by *Collegiate Baseball*. The 2004 freshman class was ranked No. 1 in the country by both publications.



## GENERAL

One of the top returnees in the Tar Heel bullpen with 41 career appearances • Expected to work middle and short relief situations.

## AS A SOPHOMORE (2004)

One of the Tar Heels' top middle relievers • Was 3-0 with a 2.75 earned run average in 22 appearances out of the bullpen • Tossed 39.1 innings and recorded 32 strikeouts against just nine walks • Held opponents to a .252 batting average • Led the pitching staff with four pickoffs • Earned his first win of the season with two shutout innings against Appalachian State on March 2 • Also got the win with 3.2 shutout innings versus St. Francis (N.Y.) on March 6 • Picked up his final victory of the year with a pair of shutout innings against Charlotte on April 7 • Worked a season-high 3.2 innings against both St. Francis (N.Y.) and South Carolina • Did not allow an earned run and tied a season-best with four strikeouts in 3.2 innings versus the Gamecocks on May 11 • Also fanned four against High Point on March 10. **Summer 2004:** Played with the Gastonia Grizzlies of the Coastal Plain League • Was 3-1 on the mound with a 1.13 ERA on the mound and also batted .264 with five runs batted in.

## AS A FRESHMAN (2003)

Went 2-1 in 19 appearances, including one start • Posted 25 strikeouts in 32.2 innings • In his longest appearance of the season, went 4.1 innings against Auburn on March 8 and allowed no runs on four hits • Also tossed four scoreless innings against Monmouth on March 15 • Worked 1.1 shutout innings against Mississippi State in the NCAA Regional on June 1 • Struck out a career-high four batters against East Carolina on April 23 • Made his lone start of the season against Georgia Tech on April 6. **Summer 2003:** Pitched for the Gastonia Grizzlies of the Coastal Plain League.

## FORESTVIEW HIGH SCHOOL

Played four years of baseball and football • Three-time all-conference baseball player and named all-state as a junior and senior • Named all-conference in football four straight years as a punter and kicker • Southwest 3A conference baseball player of the year as a junior • Big South conference player of the year as a senior • A member of the National Honor Society and Summa Cum Laude graduate. **Summer 2002:** Played with the Carolina Diamond Devils.



Jonathan Hovis

## PERSONAL

Jonathan William Hovis is the son of Frank and Leigh Ann Hovis • Born Dec. 27, 1983, in Florence, S.C. • Majoring in exercise and sport science • Favorite movie is Fight Club • Favorite athlete is Greg Maddux • Lists The Count of Monte Cristo as his favorite book • Has modeled his game after Derek Lowe • Involved in the Carolina Leadership Academy.

## HOVIS' CAREER PITCHING STATISTICS

YEAR	W-L	ERA	G-GS	CG	Sv	Sh	IP	H	R	ER	BB	SO	WP
2003	2-1	5.51	19-1	0	0	0	32.2	32	23	20	15	25	0
2004	3-0	2.75	22-0	0	0	0	39.1	38	19	12	9	32	0
<b>Totals</b>	<b>5-1</b>	<b>4.00</b>	<b>41-1</b>	<b>0</b>	<b>0</b>	<b>0</b>	<b>72.0</b>	<b>70</b>	<b>42</b>	<b>32</b>	<b>24</b>	<b>57</b>	<b>0</b>



## GENERAL

Provides depth at catcher and will work with the bullpen • Showed improvement in fall but needs to continue to improve.

## ST. RAPHAEL ACADEMY

Four-year catcher at St. Raphael Academy for coach Tom Sorrentine • First-team all-state choice as a senior and second-team selection as a junior • Four-year team captain • Led team to state championship tournament as a senior • Won U.S. Army Scholar-Athlete Award • Four-year honor roll student • Member of Rhode Island Honor Society as a senior • Worked with school's Big Brother program. **Summer 2004:** Batted .425 with 20 runs batted in during American Legion play.

## PERSONAL

Matthew Domenic Iannetta is the son of Domenic and Maria Iannetta • Born Aug. 19, 1986, in Providence, R.I. • Undecided on major at Carolina • Brother Chris was an All-America catcher at Carolina from 2002-04 and plays in the Colorado Rockies organization • Father threw the javelin at Rhode Island • Lists his favorite movie as Old School • Favorite MLB team is the Boston Red Sox • Favorite class at UNC is biology • Modeled his game after his brother.



## GENERAL

Slated as back-up catcher behind Justin Webb • Capable of filling innings behind the plate • Showed in the fall he can handle the Tar Heels' talented pitching staff.

## NORTHWOOD HIGH SCHOOL

Four-year starter at catcher for coach Ronald Horton at Northwood High School • Two-time all-state and all-area and three-time all-conference honoree • Conference player of the year and Mid-State 2A tournament MVP as a senior • Named to conference all-tournament team in 2003 and '04 • All-America scholar-athlete in 2004 • As a junior, broke school single-season record with 32 runs batted in and tied the home run record with 10 • Rated fourth overall at both the Impact Baseball and Perfect Game Showcases • Also ran cross country as a freshman • Member of National Honor Society and National Spanish Honor Society • Active in Spanish Club and Skills

USA. **Summer 2004:** Played with Chapel Hill American Legion Post 6.

## PERSONAL

Robert Benjamin Johnson is the son of Bennie and Elisabeth Johnson • Born July 17, 1986, in Chapel Hill • Has one sister • Undecided on major at Carolina • Would liked to switch places for a day with Donald Trump • Favorite movie is The Sandlot • Modeled his game after Ivan Rodriguez and Javy Lopez.



## GENERAL

New to UNC after spending one semester at Elon • Very athletic with good size and potential • Adds depth at first base and in the outfield.

## MT. TABOR HIGH SCHOOL

Played baseball for four years for coach Mike Lovelace and Mt. Tabor High School • Earned all-conference honors as a junior in 2003 • Served as team captain as a senior • Also played basketball for two seasons • Active in SADD, Red Cross and the Spanish Club. **Summer 2004:** Named to the FCIL all-star team after batting .295.

## PERSONAL

Christopher Normand Kahler, Jr. is the son of Chris and Mary Kahler • Has one sister and two brothers • Undecided on major at Carolina • Father Chris played at UNC from 1981-83 and played in the Cleveland Indians organization • Favorite movie is Austin Powers • Lists Geography 11 as his favorite class at Carolina • Has modeled his game after J.T. Snow and Shawn Green • Favorite book is Lord of the Rings.



## GENERAL

Expected to be the No. 3 starter or a mid-week starter • Big lefty battled shoulder tendonitis last season but made good progress in the fall.

## AS A SOPHOMORE (2004)

Was limited to just 10 appearances and eight starts to due shoulder tendonitis • Finished the season 2-1 with a 6.28 earned run average • Worked 28.2 innings and struck out 22 batters • Picked up wins against Charlotte and Elon in back-to-back starts on April 14 and 20 • Allowed just one earned run and struck out eight in five innings versus the 49ers • Against the Phoenix, surrendered just one run on four hits in a season-long 7.1 innings • Fanned six Seton Hall batters in his first start of the season on February 22.

## AS A FRESHMAN (2003)

Earned Freshmen All-America honors from Collegiate Baseball • Went 7-2 with a 4.26 ERA in 15 starts • His seven wins tied for the team lead and were the most by a freshman since Scott Autrey went 7-0 in 2000 • Fanned 77 batters in 80.1 innings pitched • Finished sixth in the ACC with 8.63 strikeouts per game • Picked up his first collegiate win with just four hits and two earned runs against Appalachian State on Feb. 25 • Tossed five scoreless innings in a



**Adam Kalkhof**  
2003 Freshman  
All-America

victory over Monmouth on March 15 • Struck out 10 batters and gave up just three hits and one walk in seven shutout innings against Ball State on March 10 • Also fanned a career-high 10 in 7.1 innings in a win over Georgia Tech on April 5 • Had a no-hitter through 6.2 innings against the Yellow Jackets • Won three straight starts from both Feb. 25-March 10 and April 5-19 • The three consecutive victories in April all came against ACC opponents • Went seven or more innings on four occasions. **Summer 2003:** Earned Rookie of the Year honors as a member of the North Adams Steeplecats of the New England Collegiate Baseball League • Led the league with a 0.65 ERA and ranked second with 69 strikeouts in 55.1 innings pitched • Also selected to the league's all-star game.

### C.E. JORDAN HIGH SCHOOL

Played four years of baseball at C.E. Jordan High School • Named to the all-conference team three times • All-state as a senior • Selected to play in the North-South game and East-West state games. **Summer 2002:** Played for the Durham Warriors in the Southern Collegiate League.

### PERSONAL

Adam Owens Kalkhof is the son of Bill and Jennifer Kalkhof • Born Sept. 4, 1983, in Washington, D.C. • Majoring in management and society • Favorite movie is The Usual Suspects • Father played AA baseball in the Yankees organization • Favorite athlete is Mike Vick • Would like to switch places for a day with Marc Anthony • Enjoys playing golf and has modeled his game after Phil Mickelson.

### KALKHOF'S CAREER PITCHING STATISTICS

YEAR	W-L	ERA	G-GS	CG	Sv	Sh	IP	H	R	ER	BB	SO	WP
2003	7-2	4.26	17-15	0	0	0	80.1	82	41	38	30	77	1
2004	2-1	6.28	10-8	0	0	0	28.2	29	24	20	16	22	0
<b>Totals</b>	<b>9-3</b>	<b>4.79</b>	<b>27-23</b>	<b>0</b>	<b>0</b>	<b>0</b>	<b>109.0</b>	<b>111</b>	<b>65</b>	<b>58</b>	<b>46</b>	<b>99</b>	<b>1</b>



**GREG MANGUM • 10**  
SENIOR  
2B • L/R • 5-9 • 165  
CHARLOTTE, N.C.  
EAST MECKLENBURG

### GENERAL

Three-year starter at second base and returning all-conference player • Has great range defensively • Expected to hit at the top of the order.

### AS A JUNIOR (2004)

Earned second-team All-ACC honors • One of three Tar Heels to start all 64 games • Played at both second base and shortstop • Batted a career-best .308 (80-for-260) and led the team with 16 stolen bases in 23 attempts • Posted 10 doubles, one triple and two home runs • Tied for fifth on the team with 24 runs batted in • Second on the team with 57 runs scored and third with 80 hits • Was hit by a pitch 12 times • Batted .330 with runners on base and .556 with the bases loaded • Hit .340 in ACC play • Tied for second on the team with 23 multi-hit games, including a string of five in a row in April • Had seven games with three or more hits, including a four-hit effort against Maryland on May 7 • Posted an 11-game hitting streak from May 16 to June 4 • Went 3-for-5 with three runs scored and three RBI versus the Terps in the ACC Tournament • Also had three hits at Virginia on March 20 and at Georgia Tech on April 11 • Had four multi-RBI games • Drove in a total of eight runs during the ACC and NCAA tournaments • Hit both of his home runs in the NC State series. **Summer 2004:** Played with the Bourne Braves of the Cape Cod League.

### AS A SOPHOMORE (2003)

Batted .305 on the season in 57 starts at second base • Drove in 34 runs and scored 42 times • Also stole eight bases in 14 attempts • Posted a .966 fielding percentage at second base • Had a 14-game hitting streak from March 11-29 • Tallied career-best four-hit games against both Delaware State (Feb. 20) and Elon (April 22) • Had 22 multi-hit games • Posted two or more hits in five consecutive games during the ACC and NCAA Tournaments • Went 7-for-14 with four runs scored and five RBI during the NCAA Regional win at Mississippi State and was named to the Regional All-Tournament Team for the second straight year • Drove in a career-best four runs in the May 31 game versus the Bulldogs • Went 3-for-5 with three RBI in the March 29 victory at Florida State • Also drove in three runs and had three hits at Clemson on May 10. **Summer 2003:** Batted .279 with the Gastonia Grizzlies of the Coastal Plain League.

### AS A FRESHMAN (2002)

Started 26 games at second base • Appeared in 28 games off the bench • Finished the season without making an error in the field • Had a hit in each game of the Memorial Health Diamond Classic in Savannah, Ga. • Went 2-for-2 with an RBI and run scored against Liberty on April 2 • Had three hits against Davidson on April 10 • Went 2-for-3 with two doubles, two RBI and three runs scored versus NC State on April 19 • Went 6-for-15 and played outstanding defense in five games of the NCAA Regional Tournament in Columbia, S.C., and was named to Regional All-Tournament Team. **Summer 2002:** Hit .257 and stole a team-high 16 bases with the Gastonia Grizzlies of the Coastal Plain League.

### DID YOU KNOW ...

Senior second baseman Greg Mangum has quite an iron-man streak in the works. The Charlotte native has played in 116 straight games for the Tar Heels, which is a team-best. Prior to starting all 64 games in the 2004 season, Mangum played in the final 52 games of the 2003 season. The last game he did not play in was against Ball State on March 10, 2003.



**Greg Mangum**  
2004 Second-team All-ACC  
2003 NCAA Regional  
All-Tournament

### EAST MECKLENBURG HIGH SCHOOL

Played shortstop for four years at East Mecklenburg High School • Elected team captain junior and senior years • Named to the All-Conference team as a junior and senior • Voted all-state as a senior • Also played four years of basketball as a point guard • Led team in scoring his senior year.

### PERSONAL

Gregory Scott Mangum is the son of Jerry and Sandra Mangum • Born in Charlotte • Majoring in exercise and sports science at Carolina • Favorite movie is Dumb & Dumber • Lists favorite athlete as teammate Justin Webb • Would like to switch places for a day with Nick Lachey • Favorite class at Carolina is tennis • Enjoys playing Madden NFL video game series.

### MANGUM'S CAREER BATTING STATISTICS

YEAR	G-GS	AB	R	H	RBI	2B	3B	HR	Slg	SB	BB	SO	Avg
2002	54-26	108	12	31	12	6	1	0	.361	2-6	13	12	.287
2003	59-57	239	42	73	34	9	1	2	.377	8-14	25	30	.305
2004	64-64	260	57	80	24	10	1	2	.377	16-23	32	35	.308
<b>Totals</b>	<b>177-147</b>	<b>607</b>	<b>111</b>	<b>184</b>	<b>70</b>	<b>25</b>	<b>3</b>	<b>4</b>	<b>.374</b>	<b>26-43</b>	<b>70</b>	<b>77</b>	<b>.303</b>



**BRACK MASSEY • 29**  
SOPHOMORE  
FB • R/R • 6'2" • 202  
GREENVILLE, N.C.  
J.H. ROSE

### GENERAL

Adds important depth as a right-handed bat • Saw limited action as a freshman and played in the Coastal Plain League this summer.

### AS A FRESHMAN (2004)

Played in 22 games and made six starts as a rookie • Batted .167 (4-for-24) with one home run and one double • Played at both first base and third base • Homered against Elon on April 20 • Doubled versus Charlotte on April 7 • Singled and scored against both Towson on March 23 and VCU on May 12 • Made his first career start against Nebraska on February 29 • Member of the ACC Academic Honor Roll. **Summer 2004:** Played with the Wilmington Sharks of the Coastal Plain League and batted .190 with two homers and 17 RBI.

### J.H. ROSE HIGH SCHOOL

Two-year standout at shortstop at J.H. Rose High School • Took home all-state honors and conference and area player of the year accolades as a senior • Earned all-conference and all-area status as a junior and senior • As a senior, played for the North Carolina all-star team against South Carolina and in the East-West All-Star Game • Earned MVP honors for Rose as a senior • Led



**Brack Massey**  
2004 ACC Academic  
Honor Roll

Rose to North Carolina 4A state title in 2003 and conference crowns in '02 and '03 • Played in the North Carolina State Games as a junior • Won the Big Stick Home Run Award for his American Legion team as a junior • Played for the East Carolina Diamondbacks in the fall of his junior year • Spent the summer of 2003 playing with the Pitt County Post 39 American Legion squad • Also played one year of football at Rose • Earned the Army Scholar-Athlete Award as a senior and had the highest grade point average on the football team • Member of the National Honor Society and a North Carolina Scholar Athlete.

### PERSONAL

Moulton Braxton Massey IV is the son of Molt and Vandy Massey • Born Aug. 3, 1985, in Raleigh, N.C. • Has two younger brothers, Croft and Clark • Undecided on major • Favorite movie is Scarface • Favorite athlete is Derek Jeter •

Favorite MLB team is the Atlanta Braves • Modeled his game after Alex Rodriguez • Uncle played baseball at East Carolina and his great-grandfather and uncle played professionally.

### MASSEY'S CAREER BATTING STATISTICS

YEAR	G-GS	AB	R	H	RBI	2B	3B	HR	Slg	SB	BB	SO	Avg
2004	22-6	24	4	4	1	1	0	1	.333	0-0	4	6	.167



**ANDREW MILDER • 33**  
SOPHOMORE  
LHP • 6'6" • 195  
GAINESVILLE, FLA.  
BUCHHOLZ

### GENERAL

Preseason All-America • No. 1 or No. 2 starter • Hard-throwing lefty was named the Cape Cod League's top prospect last summer • Should be more consistent with his command and hopes to become a more polished pitcher.

### AS A FRESHMAN (2004)

One of the country's top freshman hurlers • Picked up second-team All-ACC honors and was named to Baseball America's All-Freshman second team • Led the Tar Heel starters with a 2.93 earned run average and posted a 6-3 record • Fanned a team-best 88 batters in 89.0 innings • Limited the opposition to a .202 batting average, which led the ACC • Made 15 starts and three relief appearances on the season • Ranked third in the ACC in ERA and fifth with 8.90 strikeouts per nine innings • Fired six shutout innings versus Gardner-Webb in his first collegiate start on February 25 • Also tossed 5.2 shutout innings versus UNC Asheville on March 9 • Struggled with his control early in the season but made the jump to the weekend rotation for the California series (March 14) • Allowed just one earned run and struck out eight in 6.1 innings against Clemson on April 18 • Tossed seven shutout innings at Duke on April 25 • Fanned a season-best 11 batters and gave up just three hits in eight shutout innings at No. 2 Miami on May 16 • Threw his first career complete game, allowing just two runs and striking out seven, against Duke in the ACC Tournament on May 28 • Recorded six games with at least six strikeouts. **Summer 2004:** Pitched for the Chatham A's of the Cape Cod League • Named the league's No. 1 Major League prospect by *Baseball America* • Went 2-0 with a 2.03 ERA and earned a spot in the league's all-star game • Fanned 48 batters in 40 innings • In a game called by fog, struck out



**Andrew Miller**  
 2005 BA Preseason All-America  
 2005 CB Preseason All-America  
 2004 Second-team All-ACC  
 2004 BA Second-team All-Freshman  
 2004 Cape League's No. 1 Prospect

12 batters in four innings • Struck out the side on 15 pitches in the all-star game.

### BUCHHOLZ HIGH SCHOOL

Third round (63rd overall) draft pick of the Tampa Bay Devil Rays out of Buchholz High School in Gainesville, Fla. • Florida Gatorade Player of the Year as a senior • Also earned preseason and postseason high school All-America honors in 2003 • First-team all-state choice as a senior after earning third-team honors his junior season • Honor Roll student.

### PERSONAL

Andrew Mark Miller is the son of David and Kim Miller • Born May 21, 1985, in Gainesville, Fla. • Majoring in business administration • Favorite athlete is Ken Griffey Jr. • Favorite MLB team as a kid was the Florida Marlins • Has modeled his game after Randy Johnson • Favorite movie is Days of Thunder • Lists the DaVinci Code as his favorite book • Enjoys playing golf • Uncle Dan Miller played football at the University of Miami and in the USFL and NFL.

### MILLER'S CAREER PITCHING STATISTICS

YEAR	W-L	ERA	G-GS	CG	Sv	Sh	IP	H	R	ER	BB	SO	WP
2004	6-2	2.93	18-15	1	0	0	89.0	64	40	29	48	88	8



**WES MOYER • 12**  
 SENIOR  
 1B • R/R • 6-2 • 2004  
 APEX, NTC  
 APEX

### GENERAL

Fifth-year senior in the mix to play at first base • Improved defensively • Brings power to the plated • Very active in the community.

### AS A JUNIOR (2004)

Hit .253 (23-for-91) in 46 games • Made 19 starts at first base and designated hitter • Hit one home run and drove in 14 runs • Also added five doubles and scored 13 times • Recorded a .994 fielding percentage • Hit .263 in ACC play • Batted .325 versus left-handed pitching • Had five multi-hit games on the season • Went 2-for-3 with three runs batted in at Miami on May 14 • Also had two hits against the Hurricanes on May 16 • Homered and drove in two runs against Davidson on May 18 • Went 2-for-4 with an RBI and a run scored against Nebraska on February 29.

### AS A SOPHOMORE (2003)

Batted .312 in 45 games, including 28 starts • Finished fifth on the team with six home runs and also drove in 26 runs • Also scored 24 runs and stole four bases in five attempts • Lifted the Tar Heels to a 7-6 win over VCU on April 15 with a pinch-hit three-run homer with two out in the ninth • Hit a pinch-hit

grand slam against Seton Hall on Feb. 21 • The four RBI against the Pirates were a career-high • Went 2-for-3 with two doubles against Appalachian State on Feb. 25 • Had nine multi-hit games, including a career-high three hits versus Virginia on May 17 • Went 4-for-9 with a homer, two doubles and three RBI in the two NCAA Super Regional games at South Carolina, both starts.

### 2002 SEASON

Played in seven games and made two starts before medically redshirting after injuring his ankle • Had an RBI in the season-opening victory over Seton Hall on Feb. 15 • Went 1-for-2 with an RBI double at Old Dominion on March 5 • Hit another double and scored a run in an 11-5 loss at Auburn on March 10. **Summer 2002:** Hit .292 with five home runs for the Outer Banks Daredevils of the CPL.

### AS A FRESHMAN (2001)

Played in 12 games • Hit .250 • Went 1-for-7 as a pinch hitter. **Summer 2001:** Batted .296 with the Outer Banks Daredevils of the Coastal Plain League • Was named MVP of the CPL All-Star game after hitting a double and scoring the game winning run in the ninth inning.

### APEX HIGH SCHOOL

Played football and baseball at Apex • All-conference in baseball • Team captain as a junior and senior • Helped lead Apex to the state 4A title in 2000 and was the MVP of the state championships • All-conference football player as a senior and the team captain • Named the team MVP, the conference offensive player of the year and is Apex's all-time passing leader. **Summer 2000:** Played American Legion ball with Apex Post 124 and batted .480.

### PERSONAL

Wesley Michael Moyer is the son of Gordon and Betty Moyer • Born Aug. 9, 1981 • Majoring in journalism and mass communication • Is a student in the public relations sequence and is also working towards a minor in geography • Favorite movie is Braveheart • Favorite athlete is Bo Jackson • Modeled his game after Mark McGwire • Sister Faith was a diver at Carolina • Carolina's ACC Outreach representative • Enjoys fishing and deer and duck hunting • Married the former Stacy Cox, a May 2004 graduate of NC State, on December 4, 2004.

### MOYER'S CAREER BATTING STATISTICS

YEAR	G-GS	AB	R	H	RBI	2B	3B	HR	Sig	SB	BB	SO	Avg
2001	12-0	8	2	2	0	0	0	0	.250	0-0	3	4	.250
2002	7-2	10	2	2	2	2	0	0	.400	0-0	3	3	.200
2003	45-28	112	24	35	26	6	1	6	.545	4-5	12	27	.312
2004	46-19	91	13	23	14	5	0	1	.341	1-1	7	18	.253
<b>Totals</b>	<b>110-49</b>	<b>221</b>	<b>41</b>	<b>62</b>	<b>42</b>	<b>13</b>	<b>1</b>	<b>7</b>	<b>.443</b>	<b>5-6</b>	<b>25</b>	<b>52</b>	<b>.281</b>



Wes Moyer



**BRYAN PHILLIPS • 28**  
 SENIOR  
 RHP • R/R • 6-2 • 215  
 SANFORD, N.C.  
 LEE COUNTY

**GENERAL**

Figures in the long to middle relief mix • Only senior pitcher on UNC staff • More prepared as a pitcher in 2005.

**AS A JUNIOR (2004)**



Bryan Phillips

Made 11 appearances and tossed 15.1 innings • Posted a 4.70 earned run average and did not record a decision • Recorded 14 strikeouts and limited opposing batters to a .185 average • Had five outings of at least two innings • Fired two shutout innings and struck out four batters in two innings against South Carolina on May 11 • Longest outing of the year was 2.1 innings versus UNC Greensboro on May 6 • Pitched against Florida State in the ACC Tournament on May 29.

**AS A SOPHOMORE (2003)**

Worked 14.2 innings over 10 appearances, including three starts • Did not record a decision and posted a 6.75 ERA • Struck out 14 batters • Allowed no runs and just three hits in seven relief appearances (8.1 innings) • Fanned a career-high five batters in 2.1 innings against High Point on April 8.

**AS A FRESHMAN (2002)**

Appeared in 14 games • Had two hits in nine at-bats • Hit a two-run double against Maryland on March 17 • Hit his first career home run two days later on March 19 with a shot to straightaway center field against Princeton.

**LEE COUNTY HIGH SCHOOL**

Played four years of baseball at Lee County High School • Three-time all-conference pick and the conference co-player of the year as a senior • Was named to the *Raleigh News & Observer* and NCHSAA all-state teams • Helped lead team to consecutive conference championships in 2000 and 2001 and the North Carolina 4A state title in '01 • Three-time *Sanford Herald* Player of the Year • Also played two years of JV soccer • National Honor Society • Wendy's High School Heisman nominee • Nominee for the prestigious Morehead Scholarship • Earned school's baseball academic award as a junior and senior and was named to the U.S. Army All-Academic national team. **Summer 2001:** Played for Sanford Post 382 in Western Division Legion Baseball • Hit .450 with 12 home runs and 48 RBI.

**PERSONAL**

William Bryan Phillips is the son of Del and Joan Phillips • Born Aug. 2, 1982, in Sanford, N.C. • Majoring in communication studies and minoring in exercise and sports science • Favorite movie is *Forrest Gump* • Favorite athlete is Jeff Gordon • Favorite MLB team as a kid was the New York Yankees • Favorite class at Carolina is EXSS 55: Sports Skills • Threw a perfect game at age nine.

**PHILLIPS' CAREER PITCHING STATISTICS**

YEAR	W-L	ERA	G-GS	CG	Sv	Sh	IP	H	R	ER	BB	SO	WP
2003	0-0	6.75	10-3	0	0	0	14.2	14	11	11	9	14	0
2004	0-0	4.70	11-0	0	0	0	15.1	10	13	8	15	14	4
<b>Totals</b>	<b>0-0</b>	<b>5.70</b>	<b>21-3</b>	<b>0</b>	<b>0</b>	<b>0</b>	<b>30.0</b>	<b>24</b>	<b>24</b>	<b>19</b>	<b>24</b>	<b>28</b>	<b>4</b>



**LUKE PUTKONEN • 39**  
 FRESHMAN  
 RHP • R/R • 6-5 • 193  
 MARIETTA, GA  
 WALTON

**GENERAL**

Will miss the season following Tommy John surgery last summer • Rehab is going well and should be ready to go for 2006.

**WALTON HIGH SCHOOL**

Four-year standout at Walton High School for coach Shane Amos • Two-year starter at pitcher and in the outfield • Played in the 2004 All-American Baseball Game in Albuquerque, N.M. • Team captain of regional title team as a senior • Earned All-Cobb County honors in 2004 • Member of Atlanta Braves 400 Club Team in '04 • Named to top prospect list at the 2003 East Coast Professional Showcase • Played with an East Cobb Astros team that won the 2003 WWBA world championship in Jupiter, Fla. **Summer 2004:** Played with the East Cobb Yankees.

**PERSONAL**

Luke Webber Putkonen is the son of Kurt and Jill Putkonen • Born May 10, 1986, in Winfield, Ill. • Has two brothers • Brother Erik is a swimmer at Maryland • Undecided on major at Carolina • Lists favorite movie as *Bad Boys 2* • Favorite athlete is Mike Vick • Would like to switch places for a day with Tiger Woods • Has modeled his game after Kevin Millwood.



**KYLE SHELTON • 1**  
 FRESHMAN  
 SS/2B • R/R • 6-0 • 164  
 CHARLOTTE, N.C.  
 SOUTH MECKLENBURG

**GENERAL**

One of the top defensive players on the team • Can play three infield positions • Needs to develop his strength.

**SOUTH MECKLENBURG HIGH SCHOOL**

Four-year letterman at South Mecklenburg High School for coach Hal Bagwell • Played third base and shortstop • Two-time all-conference choice • As a senior, earned all-state honors and was named county player of the year • All-county selection in 2004 • Played in the 2004 North Carolina-South Carolina All-Star Game • Team captain as a senior and guided team to conference title • Three-year N.C. State Games participant • Played with the East Cobb Astros in 2002 and helped team to an 82-7 record and numerous tournament titles • East Cobb Andy Porter Award Winner in '02 • Also played one year of high school basketball • Volunteer counselor at Baseball for Life Camp • Also volunteered at Hemby Children's Hospital.

**PERSONAL**

Kyle Cody Shelton is the son of Terry and Linda Shelton • Born May 15, 1986, in Virginia Beach, Va. • Has one brother • Undecided on major at Carolina • Mother played basketball at Gardner-Webb • Favorite movies are *Stargate* and *Hutch* and *The Sandlot* • Would like to switch places for a day with George Steinbrenner.





**DID YOU KNOW ...**

Matt Spencer was selected in the 24th round of last year's Major League Baseball Draft by the world champion Boston Red Sox. Four current Tar Heels were drafted out of high school but elected to come to Chapel Hill - Daniel Bard (2003), Andrew Miller (2003), Andy Gale (2004) and Spencer.



**GENERAL**

Two-way left-hander adds depth at first base and in the bullpen • Could pitch situationally against lefties.

**MORRISTOWN WEST HIGH SCHOOL**

Prep All-America at Morristown West High School • Played first base and pitcher for coach Chuck Stansberry • Drafted by the Boston Red Sox in the 24th round of the Major League Baseball First-Year Player Draft in 2004 • Four-time all-conference and three-time all-state choice • Conference player of the year and All-America as a senior • Also played three years of basketball • Member of Beta Club and earned second honors. **Summer 2004:** Played with the Knoxville Thunder.

**PERSONAL**

Matthew Austin Spencer is the son of Gary and Sharon Chesney • Both Jan. 27, 1986, in Morristown, Tenn. • Undecided on major at Carolina • Has one brother • Favorite movie is Varsity Blues • Lists favorite athlete as Mike Vick • Favorite class at Carolina is Education 41.



**GENERAL**

Adds depth at the middle infield positions • Has the ability to put up quality at-bats, putting the ball in play and drawing walks • Solid year in 2004.

**AS A FRESHMAN (2004)**

Batted .252 (26-for-143) in 54 games • Made 43 starts, mostly at second base • Scored 21 runs and drove in 17 • Had one homer and six doubles • Led the team with five sacrifice bunts • Hit .326 versus lefties • Batted .385 at the NCAA Columbia Regional • Had two hits against both South Carolina and The Citadel on June 5 • Had seven multi-hit games and three multi-RBI games • Best game at the plate came in the 20-2 win over Duke in the ACC Tournament • Went 3-for-5 against the Blue Devils with two doubles and a career-best five RBI • Hit lone home run of the season against Appalachian State on March 2, his second collegiate game • Went 2-for-3 with an RBI against Florida State on March 27 • Was 2-for-4 and drove in two runs at Wake Forest on April 2 • Member of the ACC Academic Honor Roll. **Summer 2004:** Played with the Atlanta Yankees of the Stan Musial League.

**THE MARIST SCHOOL**

Three-year starter at shortstop and third base for The Marist School in Atlanta

**Bryan Steed**  
 2004 ACC Academic Honor Roll



• Led Marist to state titles as a junior and senior • Team captain as a senior • Earned all-region honors in 2002 • Played for Junior Team Georgia in 2002, winning the Junior Sunbelt Classic in Oklahoma • Earned all-tournament team honors at the event • Voted most athletic in his senior class • Also a three-year starter in football at running back and defensive back • Earned two-way player honors from the DeKalb Touchdown Club • Honor Roll student • Active in Fellowship of Christian Athletes, Young Life and Habitat for Humanity • Spent the summer of 2003 playing with the Atlanta Yankees of the Stan Musial League.

**PERSONAL**

Bryan Richard Steed is the son of Malinda and Dick Steed • Born March 28, 1984, in Dallas, Texas • Majoring in business administration at Carolina • Has an older sister, Lauren, and a younger sister, Kelly • Father played baseball at Georgia Tech from 1970-73 • Favorite movie is Top Gun • Favorite MLB team is the Atlanta Braves • Would like to switch places for a day with Nick Lachey • Member of Athletes in Action and the Carolina Leadership Academy at UNC • Enjoys golfing.

**STEED'S CAREER BATTING STATISTICS**

YEAR	G-GS	AB	R	H	RBI	2B	3B	HR	Slg	SB	BB	SO	Avg
2004	54-43	143	21	36	17	6	0	1	.315	2-4	20	21	.252



**GENERAL**

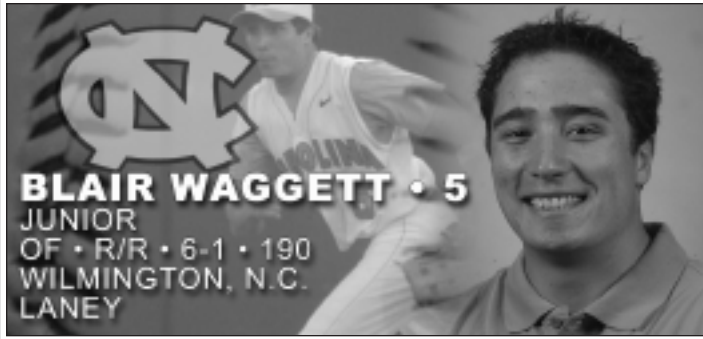
Expected to pitch in long relief • Impressed coaches with his command and control this fall • Has a good work ethic.

**BURNS HIGH SCHOOL**

Four-year letterwinner as a pitcher and infielder at Burns High School under coach Chris Emery • Earned all-state honors as a senior • All-conference selection as a junior • Helped Burns to North Carolina state 2A title as a freshman • Scholar-athlete all four years • Team captain as a junior and senior • North Carolina scholar • Played Legion ball for Shelby Post 82 • Led team to runner-up finish in 2002 Southeastern Regional. **Summer 2004:** Went 11-0 with a 1.32 earned run average with Shelby Post 82.

**PERSONAL**

Tyler Lee Trice is the son of Robert and Lisa Trice • Born May 16, 1986, in Shelby, N.C. • Undecided on major at Carolina • Has one sister • Favorite movie is Dumb & Dumber • Favorite athlete is Roger Clemens • Favorite class in Drama 16.



**BLAIR WAGGETT • 5**  
 JUNIOR  
 OF • R/R • 6-1 • 190  
 WILMINGTON, N.C.  
 LANEY

**GENERAL**

Fastest player on the roster brings speed to the basepaths and great range to center field • Biggest key is avoiding injury.



Blair Waggett

**AS A SOPHOMORE (2004)**

Missed the first 22 games of the season following a shoulder injury in the Tar Heels' annual Fall World Series • Played in 23 games and made nine starts in center field • Batted .190 (8-for-42) and drove in three runs • Had two triples and one double • Was successful on three out of four stolen base attempts • Finished second on the team with four sacrifice bunts • Went 2-for-3 with a triple and two runs batted in at Wake Forest on April 4 • Went 2-for-4 with a double and a triple at Georgia Tech on April 9. **Summer 2004:** Played with the Wilmington Sharks of the Coastal Plain League • Batted .251 with three homers, eight doubles and 14 steals.

**AS A FRESHMAN (2003)**

Tied for fourth among regulars with a .319 average • Saw action in 51 games and made 36 starts in the outfield • Scored 31 runs and drove in 16 • Tied for the team lead with three triples and also roped 10 doubles • Successful on eight of nine stolen base attempts • Posted a .971 fielding percentage • Doubled and drove in a run in his first collegiate start against LeMoyné on March 4 • Had 11 multi-hit games, including four consecutive games with two hits from March 8-11 • Recorded a career-high three hits versus both Princeton (March 19) and Mississippi State (May 31) • Also scored three runs against the Tigers • Hit his lone home run of the season against Clemson in the ACC Tournament • Hit safely in four of Carolina's five NCAA Tournament games • Overall, went 7-for-18 with four runs scored in the NCAA run • Stole two bases against both Ball State (March 10) and East Carolina (April 16). **Summer 2003:** Played for the Wilmington Sharks of the Coastal Plain League.

**E.A. LANEY HIGH SCHOOL**

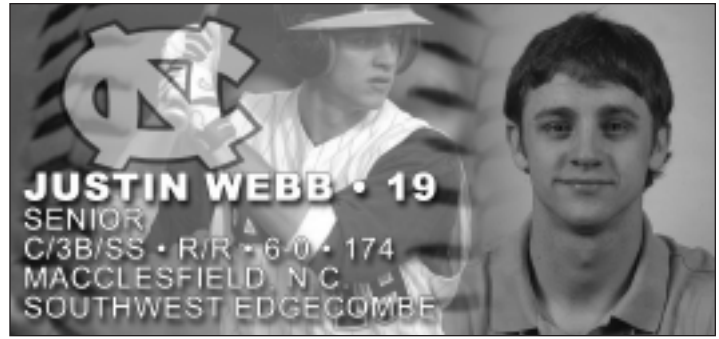
Played varsity baseball for three years at E.A. Laney High School • Named all-conference as a senior • Led the conference in stolen bases as a senior • Four years on the honor roll • Active in Young Life. **Summer 2002:** Played AAU ball with the Wilmington Bucs.

**PERSONAL**

John Blair Waggett is the son of Davie and Charlene Waggett • Born Aug. 13, 1983, in Rocky Mount, N.C. • Majoring in elementary education • Favorite book is *The Old Man and the Sea* by Ernest Hemingway • Favorite movie is *Independence Day* • Favorite athlete is Barry Bonds • Enjoys fishing and has won King Mackerel tournaments • Also enjoys playing beach volleyball • Does volunteer work at Frank Porter Graham and McDougale elementary schools in Chapel Hill • Heads up the team's community service projects.

**WAGGETT'S CAREER BATTING STATISTICS**

YEAR	G-GS	AB	R	H	RBI	2B	3B	HR	Slg	SB	BB	SO	Avg
2003	51-36	138	31	44	16	10	3	1	.457	8-9	8	33	.319
2004	23-9	42	4	8	3	1	2	0	.310	3-4	3	10	.190
<b>Totals</b>	<b>74-45</b>	<b>180</b>	<b>35</b>	<b>52</b>	<b>19</b>	<b>11</b>	<b>5</b>	<b>1</b>	<b>.422</b>	<b>11-13</b>	<b>11</b>	<b>43</b>	<b>.289</b>



**JUSTIN WEBB • 19**  
 SENIOR  
 C/3B/SS • R/R • 6-0 • 174  
 MACCLESFIELD, N.C.  
 SOUTHWEST EDGEcombe

**GENERAL**

Slated to start at catcher • Athletic behind the plate and has proven he can catch this staff • Can also play in the infield.

**AS A JUNIOR (2004)**

Batted .281 (41-for-146) in 46 games • Made 42 starts, mainly at third base and first base • Missed over a month of the season after breaking his hand against Wake Forest on April 4 • Hit two home runs, had six doubles and drove in 19 runs • Also scored 27 times • Stole four bases • Hit .327 against right-handed pitching and .395 with runners in scoring position • Finished sixth on the team with 13 multi-hit games, including three in the ACC Tournament • Had a 10-game hitting streak from March 13-26 • Went 3-for-4 with four runs scored and a grand slam against Towson on March 23 • Was 3-for-3 with three runs scored against Duke in the ACC Tournament on May 28 • Also drove in two runs versus Princeton on March 16 • Homered against Florida State on March 28.

**AS A SOPHOMORE (2003)**

Hit .233 and saw action in 43 games • Made 26 starts • Scored 21 runs and added 13 RBI on the season • Was also a perfect 5-for-5 in stolen bases • Recorded six multi-hit performances • Had a career-high three hits and three runs against Towson on March 26 • Went 2-for-2 with two RBI and three runs versus Monmouth on March 15 • Scored two runs and drove in a run in the win over Florida State on March 29. **Summer 2003:** Played for the Wilmington Sharks of the Coastal Plain League.

**AS A FRESHMAN (2002)**

Had seven at-bats in 17 games • Hit a double in his only plate appearance versus Princeton on March 19 • Entered April 10 victory over Davidson at third base late in the game and singled in his only at bat.

**SOUTHWEST EDGEcombe HIGH SCHOOL**

Played four years of baseball, soccer and basketball at Southwest Edgecombe High School • Three-time all-conference player and named all-state as a senior • Twice named to the Tarboro Easter Classic all-tournament team • An all-



Justin Webb



area selection in basketball and baseball in 2000 • A member of Fellowship of Christian Athletes and the Mongram Club. **Summer 2001:** Played Legion ball with Wilson Post 13.

## PERSONAL

Justin Ellis Webb is the son of Diane and Jr. Webb • Born Nov. 5, 1982, in Rocky Mount, N.C. • Majoring in communication studies • Favorite movie is You Got Served • Would like to switch places for a day with Brad Pitt • Lists favorite athlete as Chase Younts.

## WEBB'S CAREER BATTING STATISTICS

YEAR	G-GS	AB	R	H	RBI	2B	3B	HR	Sig	SB	BB	SO	Avg
2002	17-0	7	0	2	0	1	0	0	.429	0-0	0	2	.286
2003	43-26	103	21	24	13	4	0	0	.272	5-5	13	23	.233
2004	46-42	146	27	41	19	6	0	2	.363	4-6	12	23	.281
<b>Totals</b>	<b>106-68</b>	<b>256</b>	<b>48</b>	<b>67</b>	<b>32</b>	<b>11</b>	<b>0</b>	<b>2</b>	<b>.328</b>	<b>9-11</b>	<b>25</b>	<b>48</b>	<b>.262</b>



## GENERAL

Big, strong freshman could see time in right field and on mound in relief • Set team record in bench press by lifting 335 pounds.

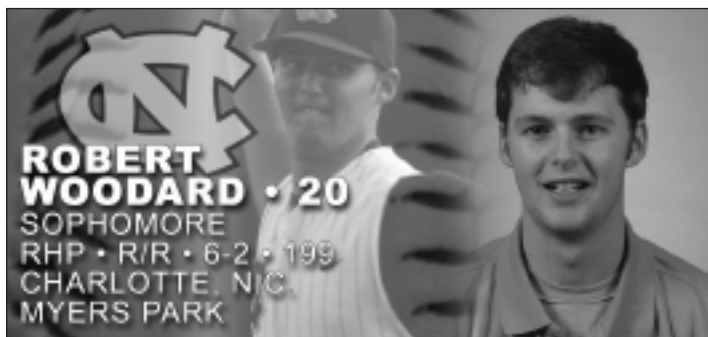
## NORTH HENDERSON HIGH SCHOOL

Played four years of baseball at North Henderson under head coach Scott Rhodes • North Carolina all-state selection in 2003 • Earned all-region honors from 2002-04 • Three-time all-conference honoree • Played in the North Carolina-South Carolina All-Star Game in 2004 • Team MVP as a junior and senior and named school's most valuable athlete as a senior • Played in the State Games in 2002 and '03 • Also played basketball for four years and football for three years. **Summer 2004:** Played with American Legion Post 77.

## PERSONAL

Seth Matthew Williams is the son of Charlie and Jeri Williams • Undecided on major at Carolina • Father played football at Carolina • Has two sisters • Lists Joe Dirt as his favorite movie • Favorite athlete is Vladamir Guerrero • Cites Drama 16 as his favorite class at UNC.

## GENERAL



One of UNC's top relievers • Can pitch in any role • Could start but likely to work out of pen • Has excellent command to both sides of the plate.

## AS A FRESHMAN (2004)

Finished the year 8-2 with a 3.49 earned run average • The eight wins tied the Carolina freshman record • Also picked up one save • Made 25 appearances, including six starts • Fanned 46 batters against just 15 walks in 56.2 innings • Owned a .218 opponent batting average • Had a 3.12 ERA in ACC action • Struck out the side and earned a save in his first career appearance against Seton Hall on February 21 • First career win came with 1.2 scoreless innings against High Point on March 10 • Added victories in back-to-back midweek starts versus Princeton (March 17) and Towson (March 24) • Went six shutout innings and fanned a season-best six against UNC Greensboro on April 21 •



Picked up the win, allowed just one run and fanned five in four innings against NC State on May 22 • Tossed 4.1 shutout innings of relief against Coastal Carolina in a win at the NCAA Columbia Regional on June 4. **Summer 2004:** Pitched with the Chatham A's of the Cape Cod League • Went 2-2 with one save and posted a 1.56 ERA • Had 16 strikeouts to just three walks.

## MYERS PARK HIGH SCHOOL

Four-year standout at pitcher and shortstop at Myers Park High School in Charlotte, N.C. • North Carolina High School Coaches Association Player of the Year in 2003 • Earned all-state honors as a junior and senior • Three-time all-conference and all-county selection • Led Myers Park to a state runner-up finish in 2003 • Named a top 10 prospect at the Team One South Showcase at Georgia Tech • Also played on the Area Code National Team in the Japan Goodwill Series • Named one of the top-10 sophomores in North Carolina by *Baseball America* in 2001 • Member of Fellowship of Christian Athletes for three years • Attended the second session of summer school in 2003 at Carolina.

## PERSONAL


Robert Suiter Woodard is the son of Susan and Clayton Woodard • Born January 10, 1985, in Winston-Salem, N.C. • Has an older brother, David • Undecided on major • Favorite movies are Braveheart and Top Gun • Lists former Tar Heel Whitley Benson as his favorite athlete • Favorite MLB team as a kid was the Atlanta Braves • Favorite class at Carolina is Music 41 • Modeled his game after Nolan Ryan and Roger Clemens • Participates in the Carolina Leadership Academy.

## WOODARD'S CAREER PITCHING STATISTICS

YEAR	W-L	ERA	G-GS	CG	Sv	Sh	IP	H	R	ER	BB	SO	WP
2004	8-2	3.49	25-6	0	1	0	56.2	45	26	22	15	46	3

## DID YOU KNOW ...

With a team-best eight wins each a year ago, both Robert Woodard and Daniel Bard tied the Carolina record for victories by a freshman. Michael Hoog (1987) and current Los Angeles Dodger Paul Shuey (1990) also won eight games as rookies.



**ROB WOOTEN • 35**  
 FRESHMAN-RS  
 RHP • R/R • 6-1 • 206  
 PIKEVILLE, N.C.  
 C.B. AYCOCK

**GENERAL**

Adds depth in the bullpen after missing last season • Continues getting stronger following shoulder surgery.

**2004 SEASON**

Sat out the 2004 season following shoulder surgery and redshirted.

**CHARLES B. AYCOCK HIGH SCHOOL**

Four-year baseball standout at Charles B. Aycock High School in Goldsboro, N.C. • Brought home all-state honors as a senior • Three-time all-conference selection • Named to the all-area team in 2002 and '03 and was named area player of the year as a junior • Earned Aycock's pitching award as a sophomore and junior and was named team MVP as a senior • Played on the North Carolina All-Star team as a senior • Participated in the N.C. State Games as a junior and senior • Spent the summer of 2003 playing with the Wayne County Post 11 American Legion team • Also played two years of basketball and ran cross country for one year • Honor Roll student.

**PERSONAL**

Robert Davis Wooten is the son of Terry Barnes and Robbie Wooten • Born July 21, 1985, in Goldsboro, N.C. • Has an older sister, Jenna • Undecided on major at Carolina • Father played basketball at Mt. Olive College • Favorite athlete is Michael Jordan • Favorite movie is Old School • Would like to switch places for a day with Alex Rodriguez • Has modeled his game after Roger Clemens • Favorite class at Carolina is AFAM 71.

**DID YOU KNOW ...**

**Rob Wooten and Chase Younts are two of the 26 North Carolinians on the 2005 Tar Heel roster. Carolina also has two players from both Georgia and Florida, as well as one each from Connecticut, New Hampshire, Rhode Island and Tennessee.**



**CHASE YOUNTS • 11**  
 SENIOR  
 OF • L/L • 5-9 • 174  
 LEXINGTON, N.C.  
 CENTRAL DAVIDSON

**GENERAL**

Leading candidate to start in center field • Hard-nosed player brings intensity and fire to the field • Fifth-year senior was a recruited walk-on • Leading returning home run hitter with four in 2004.

**AS A JUNIOR (2004)**

Hit .311 (38-for-122) in 52 games • Made 32 starts in center field • Was the Tar Heels' regular center fielder the final month and a half of the season • Finished fourth on the team with four homers and added six doubles and 21 runs batted in • Had a .459 slugging percentage • Batted .350 versus right-handers and .359 with runners in scoring position • Recorded 11 multi-hit games • Had a .988 fielding percentage • Went 5-for-6 with three runs scored against Maryland in the ACC Tournament on May 27 and followed that up with a 2-for-5 effort with three more runs scored against Duke the next day •

Was 3-for-3 with four RBI and a homer at Charlotte on April 14 • Went 3-for-5 at Duke on April 25 • Was 3-for-4 with a home run, three RBI and two runs scored versus Davidson on May 18 • Also homered against UNC Greensboro (April 21) and Maryland (May 7) • Member of the ACC Academic Honor Roll.

**AS A SOPHOMORE (2003)**

Batted .351 (13-for-37) in 19 games, including 10 starts in the outfield • Also scored eight runs and drove in eight more • Added three doubles • Opened the season with a combined six hits, three runs and three RBI in the first two games of 2003 • Went 2-for-4 with a run and a career-best three RBI versus Wake Forest on March 23 • Had three multi-hit games on the season.

**AS A FRESHMAN (2002)**

Played in 37 games • Had 12 hits in 41 at-bats • Went 2-for-3 with a run scored versus Seton Hall on Feb. 17 • Had a two-run single on March 5 at Old Dominion • Scored a career-high three runs against Charlotte on April 24 • Had two hits in four at-bats during the Duke series (May 11-13) including his first career home run. **Summer 2001:** Played for the Wilmington Sharks of the Coastal Plain League • Batted .189 with 11 RBI and five stolen bases.

**CENTRAL DAVIDSON HIGH SCHOOL**

Played baseball, basketball and football • Named all-state as a senior in baseball • Three-time all-conference • Team MVP as a junior and senior • State Games in 1998 and 1999 • Played four years of American Legion Baseball • Football MVP as a senior • Named school's best student athlete in 2000 • Also received the school's faculty award for all-around achievement • An honor graduate • North Carolina scholar • National Honor Society office • A U.S. Army Reserve National Scholar Athlete. **Summer 2000:** Played Lexington Davidson American Legion baseball.

**PERSONAL**

Chase Alexander Younts is the son of Steve and Kim Younts • Born Feb. 15, 1982 • Majoring in communication studies and minoring in exercise and sport science • Favorite movie is Gladiator • Father played baseball at Liberty University • Member of the Student-Athlete Advisory Council at Carolina • Participates in the Carolina Leadership Academy and has a 3.00 GPA.

**YOUNTS' CAREER BATTING STATISTICS**

YEAR	G-GS	AB	R	H	RBI	2B	3B	HR	Slg	SB	BB	SO	Avg
2002	37-9	41	12	12	9	2	0	1	.415	3-4	9	4	.293
2003	19-10	37	8	13	8	3	0	0	.432	1-3	2	5	.351
2004	52-32	122	22	38	21	6	0	4	.459	2-2	11	15	.311
<b>Totals</b>	<b>108-51</b>	<b>200</b>	<b>42</b>	<b>63</b>	<b>38</b>	<b>11</b>	<b>0</b>	<b>5</b>	<b>.445</b>	<b>6-9</b>	<b>22</b>	<b>24</b>	<b>.315</b>

**Chase Younts**  
 2004 ACC Academic Honor Roll





## CAREER HIGHS - BATTERS

### ROSS COOK

Hits: 3 vs. Princeton (3/17/04), vs. Florida State (3/26/04), vs. NC State (5/21/04)  
 Runs: 3 vs. St. Francis (3/5/04), vs. Princeton (3/17/04)  
 RBI: 3 vs. St. Francis (3/5/04)  
 Hit Streak: 3 games (4/11/04-4/17/04), (5/29/04-6/5/04)

### CRAIG CORRADO

Hits: 2 vs. Clemson (4/17/04), vs. Duke (5/28/04)  
 Runs: 1 (Eight times)  
 RBI: 2 vs. Gardner-Webb (2/25/04), vs. St. Francis (3/5/04), vs. Duke (5/28/04)  
 Hit Streak: 2 games (3/2/04-3/5/04)

### JAY COX

Hits: 4 vs. St. Francis (3/5/04)  
 Runs: 4 vs. St. Francis (3/5/04)  
 RBI: 3 vs. Charlotte (4/7/04), at Georgia Tech (4/9/04)  
 Hit Streak: 5 games (4/3/04-4/11/04), (4/25/04-5/9/04)

### MIKE DANIEL

Hits: 4 vs. St. Francis (3/6/04)  
 Runs: 3 at Charlotte (4/14/04)  
 RBI: 4 vs. St. Francis (3/6/04)  
 Hit Streak: 7 games (4/12/03-4/20/03), (3/9/04-3/20/04), (5/22/04-6/4/04)

### MATT ELLINGTON

Hits: 3 vs. Florida State (3/28/04), at Wake Forest (4/3/04)  
 Runs: 2 vs. St. Francis (3/6/04), at Wake Forest (4/3/04)  
 RBI: 4 vs. St. Francis (3/6/04)  
 Hit Streak: 6 games (3/6/04-3/16/04)

### GREG MANGUM

Hits: 4 vs. Delaware State (2/20/03), vs. Elon (4/22/03), vs. Maryland (5/7/04)  
 Runs: 3 (Eight times)  
 RBI: 4 vs. Mississippi State (5/31/03)  
 Hit Streak: 14 games (3/11/03-3/29/03)

### BRACK MASSEY

Hits: 1 vs. Towson (3/24/04), vs. Charlotte (4/7/04), vs. Elon (4/20/04), vs. VCU (5/12/04)  
 Runs: 1 vs. Towson (3/24/04), vs. Charlotte (4/7/04), vs. Elon (4/20/04), vs. VCU (5/12/04)  
 RBI: 1 vs. Elon (4/20/04)  
 Hit Streak: 1 game (Four times)

### WES MOYER

Hits: 3 vs. Virginia (5/17/03)  
 Runs: 2 (Four times)  
 RBI: 4 vs. Seton Hall (2/21/03)  
 Hit Streak: 6 games (4/17/05-5/5/04)

### BRYAN STEED

Hits: 3 vs. Duke (5/28/04)  
 Runs: 2 vs. St. Francis (3/6/04), vs. Princeton (3/16/04)  
 RBI: 5 vs. Duke (5/28/04)  
 Hit Streak: 5 games (3/26/04-4/3/04)

### BLAIR WAGGETT

Hits: 3 vs. Princeton (3/19/03), vs. Mississippi State (5/31/03)  
 Runs: 3 vs. Princeton (3/19/03)  
 RBI: 2 vs. Auburn (3/9/03), vs. VCU (4/15/03), at Wake Forest (4/4/04)  
 Hit Streak: 5 games (2 times)

### JUSTIN WEBB

Hits: 3 vs. Towson (3/26/03), vs. Towson (3/23/04), vs. Duke (5/28/04)  
 Runs: 4 vs. Towson (3/23/04)  
 RBI: 4 vs. Towson (3/23/04)  
 Hit Streak: 10 games (3/13/04-3/26/04)

### CHASE YOUNTS

Hits: 5 vs. Maryland (5/27/04)  
 Runs: 3 at Charlotte (4/24/02), vs. Maryland (5/27/04), vs. Duke (5/28/04)  
 RBI: 4 at Charlotte (4/14/04)  
 Hit Streak: 7 games (4/20/04-5/9/04)

## CAREER HIGHS - PITCHERS

### DANIEL BARD

Innings: 9.0 vs. California (3/12/04)  
 Strikeouts: 8 at Virginia (3/19/04)  
 Hits: 10 vs. Maryland (5/7/04)  
 Walks: 4 at Wake Forest (4/2/04), vs. NC State (5/20/04), at South Carolina (6/5/04)  
 Runs: 8 vs. Maryland (5/7/04)  
 Earned Runs: 6 vs. Clemson (5/26/04)

### MATT DANFORD

Innings: 7.2 vs. Michigan State (2/28/03)  
 Strikeouts: 6 vs. Mississippi State (5/31/03)  
 Hits: 5 vs. Auburn (3/9/03), vs. Elon (4/22/03)  
 Walks: 3 at Florida State (3/29/03)  
 Runs: 4 vs. Auburn (3/9/03)  
 Earned Runs: 4 vs. Auburn (3/9/03)

### JONATHAN HOVIS

Innings: 4.1 vs. Auburn (3/8/03)  
 Strikeouts: 4 vs. East Carolina (4/23/03), vs. High Point (3/10/04), vs. South Carolina (5/11/04), at South Carolina (6/5/04)  
 Hits: 4 vs. Auburn (3/8/03), vs. Maryland (5/7/04)  
 Walks: 2 vs. Liberty (3/12/03), vs. Georgia Tech (4/6/03), vs. Georgia Tech (5/25/03)  
 Runs: 5 vs. Georgia Tech (4/6/03)  
 Earned Runs: 5 vs. Georgia Tech (4/6/03)

### ADAM KALKHOF

Innings: 7.1 vs. Georgia Tech (4/5/03)  
 Strikeouts: 10 vs. Ball State (3/10/03), vs. Georgia Tech (4/5/03)  
 Hits: 8 (4 times)  
 Walks: 5 at NC State (4/26/03), vs. VCU (5/12/04)  
 Runs: 7 vs. Nebraska (2/29/04)  
 Earned Runs: 6 vs. Delaware State (2/20/03)

### ANDREW MILLER


Innings: 9.0 vs. Duke (5/28/04)  
 Strikeouts: 11 at Miami (5/16/04)  
 Hits: 7 vs. California (3/14/04), vs. Duke (5/28/04)  
 Walks: 6 vs. UNC Asheville (3/9/04)  
 Runs: 6 at Georgia Tech (4/11/04)  
 Earned Runs: 5 vs. Florida State (3/28/04)

### BRIAN PHILLIPS

Innings: 3.0 vs. VCU (4/15/03)  
 Strikeouts: 5 vs. High Point (4/8/03)  
 Hits: 4 vs. Ball State (3/11/03), vs. Princeton (3/19/03)  
 Walks: 3 vs. Ball State (3/11/03)  
 Runs: 6 vs. Princeton (3/19/03)  
 Earned Runs: 6 vs. Princeton (3/19/03)

### ROBERT WOODARD

Innings: 6.0 vs. UNC Greensboro (4/21/04)  
 Strikeouts: 6 vs. UNC Greensboro (4/21/04)  
 Hits: 5 vs. South Carolina (5/11/04), vs. Clemson (5/28/04)  
 Walks: 2 vs. UNC Greensboro (4/21/04)  
 Runs: 5 vs. Northwestern State (2/28/04), vs. South Carolina (5/11/04)  
 Earned Runs: 5 vs. Northwestern State (2/28/04)



Chase Younts had a career-best five hits against Maryland in last season's ACC Tournament in Salem, Va.



## FOX AT A GLANCE ...

**Overall Record**  
786-267-4 (21 years)

**Education**  
University of North Carolina  
• B.A. - Phys. Education ('78)  
• M.A. - Teaching ('79)

**Head Coaching Experience**  
N.C. Wesleyan (1983-98)  
• Overall Record: 540-141-4 (.792)

North Carolina (1999-present)  
• Overall Record: 246-126-0 (.659)  
• ACC Record: 85-78 (.521)  
(including postseason)

- Notes**
- Hired prior to 1999 season as 24th head coach in school history.
  - Played at Carolina from 1976-78 and was the starting second baseman on UNC's 1978 College World Series team.
  - Named to the 1978 CWS All-Tournament team.
  - Led UNC to school-best 16-0 start in 1999.
  - Set new school record for most wins to open a season with 21-0 start in 2000.
  - Has led the Tar Heels to NCAA Regionals in four of his five years as head coach.
  - Led Carolina to the NCAA Starkville Regional title in 2003, the Tar Heels' first regional win since 1989.
  - 2002 Tar Heels set new team records for batting average, slugging percentage, runs, hits, doubles, home runs, extra base hits, total bases and runs batted in.
  - 2003 squad set a school record for hits.
  - 2000 Tar Heels won 46 games, the second most victories in school history.
  - Has had 25 players drafted since he became head coach at North Carolina, including four in the first round.
  - Had had 10 players named first-team All-ACC since 1999 and 13 earn second-team All-ACC honors.

## MIKE FOX VS. THE ACC (1999-PRES.)

	Home	Away	ACC Tourn.	Total
Clemson	4-5	3-6	2-2	9-13
Duke	7-2	8-1	2-0	17-3
Florida State	6-3	1-8	1-2	8-13
Georgia Tech	4-5	2-7	0-3	6-15
Maryland	8-1	6-3	1-1	15-5
NC State	6-3	4-5	0-1	10-9
Virginia	6-3	5-4	1-0	12-7
Wake Forest	4-5	4-5	0-3	8-13
<b>Total</b>	<b>43-26</b>	<b>29-37</b>	<b>7-12</b>	<b>85-78</b>

Entering his seventh season as head coach of the University of North Carolina, Mike Fox has guided the Tar Heels to one of the most successful periods in program history. Over the last six years, Fox has made five trips to the NCAA Tournament and owns a 246-126 overall record.

Fox became the 24th head coach in Carolina history on May 7, 1998, when Athletic Director Dick Baddour selected the former UNC player and North Carolina Wesleyan College head coach to lead the Tar Heels into the 21st century. Fox is just third head coach in Chapel Hill since 1947.

Fox has set a high standard of success in his first six years on the job, reaching the 100- and 200-win plateaus faster than any other coach in school history and leading the Tar Heels to record-setting 16-0 and 21-0 starts to the 1999 and 2000 seasons. Fox collected his 700th career college coaching victory in style in 2002 and needs just 14 wins in 2005 to earn his 800th career win.

Overall, 25 Tar Heels to play for Fox over the past six years have been drafted by Major League Baseball teams, including first-round selections Mike Bynum and Kyle Snyder in 1999, Tyrell Godwin in 2000 and Russ Adams in 2002. Eight Tar Heels from Fox's 1999 team went on to play professional baseball, tying 1985 for the most pro players from one Carolina team in a single season. Twenty-one of Fox's former Tar Heel players are currently playing professional baseball, including Garry Bakker (White Sox), Michael Gross (Cardinals), Marshall Hubbard (Mariners) and Chris Iannetta (Rockies) from last year's squad. Adams (Blue Jays) and Ryan Snare (Rangers) both made their Major League debuts in 2004.

Fox has coached 10 first-team All-ACC selections, including Hubbard, Iannetta and freshman pitcher Daniel Bard last season and Jeremy Cleveland in 2003. Chris Maples and Adam Greenberg claimed first-team honors in 2002. In 2001, Russ Adams became the first Tar Heel second baseman to be named first-team all-conference since 1979, one year after Fox graduated from UNC. Tyrell Godwin and Dan Moylan received first-team All-ACC honors in 1999, while Derrick DePriest was selected first-team all-conference as a senior in 2000. Tar Heels have earned 17 different All-America honors under Fox.

Last season, the Tar Heels posted a 43-21 record and reached the postseason for the third consecutive year and the fifth time in the last six years. Carolina was 14-10 in Atlantic Coast Conference play and reached the semifinals of conference tournament. The Tar Heels were sent to the NCAA Columbia Regional for the second time in the last three years and went 2-2. The Tar Heels were ranked as high as No. 8 nationally by Collegiate Baseball.

The Tar Heels were led by All-Americans Marshall Hubbard and Chris Iannetta. Hubbard drove in a school-record 83 runs, while Iannetta was one of three finalists for the Johnny Bench Award, presented annually to nation's top collegiate catcher.

In 2003, the Tar Heels were at their best in the postseason, sweeping through the NCAA Starkville Regional with a 3-0 record, including a pair of wins over the host Bulldogs. The Regional victory was the first for Carolina since the 1989 team reached the College World Series. The Tar Heels were eliminated by South Carolina in the NCAA Columbia Super Regional. Overall, UNC was 42-23 and 13-11 in the ACC.

As a team, Carolina set a school record with 753 hits, eclipsing the previous record set in 2002 by one. Individually, Jeremy Cleveland earned second-team All-America honors and set a single-season school record with 103 hits. He also batted .410, scored 74 runs, hit 19 home runs and drove in 65 runs.

In 2002, Carolina posted a 43-21 overall record, with a 17-7 mark and third-place finish in the ACC. After having started the 2001 season 0-7 in ACC play en route to a 9-15 finish in the league, Carolina's eight-game turnaround was the second biggest improvement in wins in conference history. Meanwhile, Carolina had not finished higher than fourth in the ACC since 1990, which was also the last year UNC swept as many three-game series from league opponents as the Tar Heels did in 2002 (four).

Carolina's stellar 2002 season did not stop there, with three of the very first Tar Heels Fox recruited to UNC when

he arrived in 1998 earning All-America honors - Russ Adams, Adam Greenberg and Chris Maples. In 115 years of baseball at North Carolina, there has been just one other season when three Tar Heels were named All-Americans. Adams, Greenberg and Maples also all helped the 2002 Tar Heels establish new school records for batting average, hits, doubles, home runs, runs, extra-base hits, total bases, runs batted in and slugging percentage. Carolina earned the No. 2 seed in the NCAA Regional in Columbia, S.C., and battled eventual NCAA runner-up and host South Carolina to the deciding game of the regional before falling 3-1 to end the season.

In a record-setting 2000 season, Carolina posted a 46-17 mark, its third straight 40-win season and the second-most victories in a season in school history. Carolina earned the No. 2 seed at the NCAA Regional at Upper Montclair, N.J., and came just one win away from advancing to the NCAA Super Regionals. Five players were named either first- or second-team All-ACC and seven Tar Heels were selected in the Major League Baseball First-Year Player Draft, which tied a school record.

In his first year on the job, Fox led Carolina to a school-best 16 straight wins to open the 1999 season and, in the



midst of going 22-2 to start the year, the Tar Heels peaked at No. 3 in Baseball America's Top 25 poll. Carolina also earned the No. 3 seed in the NCAA Tournament Palo Alto Regional and had five players named either first- or second-team All-ACC.

Fox came to Carolina after 15 seasons as the head coach at N.C. Wesleyan College in Rocky Mount, where he led the Battling Bishops to 14 NCAA Tournament appearances, eight Division III College World Series appearances and the 1989 NCAA Division III national championship. His teams posted 15 consecutive top-20 finishes in the national polls and won 11 Dixie Conference championships.

Fox's career record of 540-141-4 at N.C. Wesleyan ranked second in career winning percentage (.792) among all active Division III head coaches at the time of his return to Carolina.

Fox was a three-year letterwinner at Carolina as a second baseman from 1976-78, helping lead the Tar Heels to the 1978 College World Series. As a senior, he hit .277, tied for the team lead with six home runs and was named to the College World Series All-Tournament team. Fox also played on the Tar Heel junior varsity basketball team under Eddie Fogler in the 1975 and '76 seasons.

The 48-year old native of Asheville, N.C., is a 1978 graduate of Carolina with a degree in physical education. He earned his Master of Arts in teaching at UNC in 1979. Fox served as a graduate assistant at Carolina during the 1979 season and was the head coach at Millbrook High School in Raleigh in 1980 and '81 before taking over as N.C. Wesleyan's head coach in September of 1982. He also had served as the Battling Bishops' athletic director since 1985.

Fox was named the American Baseball Coaches Association Division III National Coach of the Year in 1989 after leading the Battling Bishops to the national title. He has been named the NCAA South Region Coach of the Year and the Dixie Conference Coach of the Year seven times each. He coached 29 All-Americans at N.C. Wesleyan and 92 percent of his players graduated.

The 1974 graduate of East Mecklenburg High School in Charlotte, N.C., played independent professional baseball for a year after graduating from Carolina before returning to his alma mater as a graduate assistant in 1979.

Fox and his wife, Cheryl, have a son, Matthew (18), and a daughter, Morgan (15).



## YEAR-BY-YEAR WITH MIKE FOX

Year	School	Overall		Conference		NCAA Postseason
		Record	Pct.	Record	Pct.	
1983	NC Wesleyan	38-7	.844	8-0	1.000	College World Series; 3rd place
1984	NC Wesleyan	34-11	.756	8-0	1.000	NCAA Tournament
1985	NC Wesleyan	35-9-2	.783	7-1	.875	NCAA Tournament
1986	NC Wesleyan	39-7	.848	6-2	.750	NCAA Tournament
1987	NC Wesleyan	46-9	.836	8-0	1.000	College World Series; 3rd place
1988	NC Wesleyan	32-10-1	.756	11-1	.917	NCAA Tournament
1989	NC Wesleyan	33-11-1	.744	6-5	.545	College World Series; Division III National Champs
1990	NC Wesleyan	38-10	.792	5-4	.556	College World Series; 3rd place
1991	NC Wesleyan	33-10	.767	5-2	.714	NCAA Tournament
1992	NC Wesleyan	29-13	.725	4-5	.444	NCAA Tournament
1993	NC Wesleyan	29-11	.725	9-3	.750	College World Series; 7th place
1994	NC Wesleyan	42-4	.913	10-0	1.000	College World Series; 5th place
1996	NC Wesleyan	30-13	.698	9-3	.750	
1997	NC Wesleyan	40-7	.851	11-1	.917	College World Series; 5th place
1998	NC Wesleyan	42-9	.824	9-3	.750	College World Series; 5th place
<hr/>						
1999	North Carolina	41-18	.695	13-11	.542	NCAA Tournament - Palo Alto, Calif. Regional
2000	North Carolina	46-17	.730	12-12	.500	NCAA Tournament - Upper Montclair, N.J. Regional
2001	North Carolina	31-26	.544	9-15	.375	
2002	North Carolina	43-21	.672	17-7	.708	NCAA Tournament - Columbia, S.C. Regional
2003	North Carolina	42-23	.646	13-11	.542	NCAA Tournament - Columbia, S.C. Super Regional
2004	North Carolina	43-21	.672	14-10	.583	NCAA Tournament - Columbia, S.C. Regional
<b>21 seasons overall</b>		<b>786-267-4</b>	<b>.745</b>	<b>194-66</b>	<b>.669</b>	<b>19 NCAA Tournament appearances</b>



Roger Williams, an All-ACC pitcher for the Tar Heels in 1984 and '85, is in his 11th year as Carolina's pitching coach.

Since Williams joined the Carolina coaching staff in October 1994, 15 UNC pitchers have been selected in the Major League Baseball Draft, five more have signed free agent contracts and 11 overall are still active in professional baseball. Most recently, Daniel Moore was a second-round pick of the Padres following the 2003 season, and Michael Gross and Kevin Brower were taken in the 2004 draft.

Current Major Leaguers Mike Bynum (San Diego Padres) and Kyle Snyder (Kansas City Royals) were both first-round selections in 1999 and honed their games at Carolina under Williams. Former Tar Heel Ryan Snare also made his MLB debut in 2004.

Since Bynum and Snyder were drafted in '99, Williams has shown a knack for improving the draft status of his standout hurlers. After being chosen in the 27th and 32nd rounds, respectively, out of high school, Snyder and Bynum both made the jump to the first round after three years' work with Williams. A 21st-round pick out of the prep ranks, Moore was a second-round selection in 2003, while Ryan Earey made the jump from the 30th round out of high school to the sixth round in 2000.

Additionally, Scott Autrey went from being undrafted out of high school to a seventh-round selection by Tampa Bay in 2002.

In addition to improved draft status, Williams' pitchers enjoy success on the collegiate level. Last season, freshmen Daniel Bard and Andrew Miller were two of the nation's most dominant young pitchers. The 2004 ACC Freshman of the Year, Bard (8-4, 3.88 ERA) also earned first-team All-ACC and freshman All-America honors. Miller (6-2, 2.93 ERA) was a second-team all-conference pick and second-team all-freshman choice by Baseball America. The staff had a 3.62 combined ERA, which led the ACC and ranked 14th nationally. In 2003, Adam Kalkhof also earned Freshman All-America honors.

The 2002 staff, led by Autrey, averaged eight strikeouts per game, and freshman Garry Bakker was named ACC Player of the Week after striking out a UNC season-high 13 batters in a complete-game shutout at Virginia on March 30. Bakker was the first UNC freshman to throw a complete game shutout since Doug Torborg did so in 1984.

In 2000, MLB draftees Chris Elmore, Eric Henderson, Ryan Snare and DePriest helped Carolina to 46 wins, its second most in school history, and seven shutouts, its most in a single season since 1978. Snare, who was 10-1 with 3.14 ERA as a junior, finished his career with 269 strikeouts, fifth all-time at UNC. Elmore was 19-3 for an .864 winning percentage in his four-year career, the second-best winning percentage in school history.

Anchored by starters Bynum and Snyder, Carolina's 1999 staff posted a 3.73 ERA, which ranked eighth nationally. Derrick DePriest who finished his career with 124 appearances, led the nation with a 1.71 ERA.

Prior to returning to Carolina, Williams spent three years as the pitching coach at East Carolina University.

A native of Greenville, N.C., Williams was a standout pitcher for the Tar Heels from 1983 to 1985. He was a fourth-round draft pick of the Chicago Cubs in 1985 and spent two years playing at Triple-A Des Moines. In 1990, his final year of professional baseball, Williams was with the Pittsburgh Pirates organization.

Williams tied an ACC record when he tallied 19 strikeouts against Duke in 1985. He is tied for fourth in Carolina history with 24 career victories and his .800 winning percentage (24-6 record) is among the all-time best at UNC. His 254 career strikeouts rank in the top 10 in school history. Williams' single-season marks of 113 strikeouts in 1985 and a 1.19 earned run average in 1983 are among Carolina's all-time top-five in their respective categories. His career totals in wins and strikeouts also rank among the best in ACC history.

Williams finished his studies at East Carolina with a bachelor's degree in physical education in 1992 and earned his master's degree in 1993. His father, George, was the head baseball coach at East Carolina from 1974-1976.

Williams married the former Stephanie Hensley in December 2000.

### WILLIAMS AT A GLANCE ...

- **Born:** October 21, 1963 in Charlotte, N.C.
- **Education:** Attended North Carolina from 1982-85. Bachelor's degree in physical education in 1992 and a master's degree in 1993 from East Carolina.
- **Family:** Wife - Stephanie
- **Playing Experience:** UNC (1983-85); Chicago Cubs organization (1985-89); Pittsburgh Pirates organization (1990)
- **Coaching Experience:** Assistant Coach, North Carolina (1994-present); Assistant Coach, East Carolina (1991-94)





Chad Holbrook, now in his 12th year as a member of the Carolina coaching staff, has been a part of the Tar Heel baseball program since coming to Chapel Hill as a freshman in the fall of 1989.

After an outstanding career as a player from 1990-93, the Shelby, N.C., native served as an undergraduate assistant coach during the spring of 1994 and was named assistant coach in the fall of 1994.

Holbrook is Carolina's recruiting coordinator and assists in all aspects of the Tar Heel program. He works most directly with Carolina's outfielders and hitters.

"Chad had a great career here and that gives him credibility with our players," Carolina head coach Mike Fox said. "He brings high energy and expertise with our base-running and outfielders. His love for Carolina and for baseball is contagious. He is a great communicator and enjoyable person to be around, which endears him to players, parents and everyone in our program.

"From a recruiting standpoint, he loves to get out on the road and see players. That brings an extra dimension to this program."

Holbrook's hard work was recently recognized by a pair of national publications, as the Tar Heels' 10-man freshman class of 2003, which featured dominant pitchers Daniel Bard and Andrew Miller, was named the nation's best by both *Baseball America* and *Collegiate Baseball*. The 2004 freshman class was rated No. 11 by *Baseball America* and No. 18 by *Collegiate Baseball*.

In the summer of 1997, Holbrook served as the head coach of the Harwich Mariners of the Cape Cod League and led them to the league's Eastern Division championship.

Holbrook's name appears often in the Carolina record book, as he ranks among Carolina's career leaders in hits, runs, games, at bats and stolen bases. His 14 triples ranked No. 1 in school history until outfielder Adam Greenberg broke the mark in 2002.

As Carolina's leadoff hitter, Holbrook set the single-season record for stolen bases with 40 in 1993, a record broken by current Baltimore Oriole Brian Roberts in 1997.

Holbrook was named all-tournament at the NCAA Central I Regional in College Station, Texas after hitting .565 (13-for-23), including three doubles and two triples, in five games. He was a second-team All-ACC selection who hit .353 as a senior.

Holbrook earned his bachelor's degree in physical education from North Carolina in 1994. His father, Eddie, coached basketball at Gardner-Webb and Furman.

Holbrook married the former Jennifer Hilliard in August 2000. Jennifer works in UNC's men's basketball office as head coach Roy Williams' administrative assistant. They have two sons, Reece, who was born on May 4, 2002, and Cooper, who was born on June 14, 2004.



**HOLBROOK AT A GLANCE ...**

- **Born:** January 14, 1971 in Shelby, N.C.
- **Education:** Bachelor's degree in physical education from North Carolina in 1994.
- **Family:** Wife - Jennifer; Sons - Reece and Cooper
- **Playing Experience:** UNC (1990-93);
- **Coaching Experience:** Assistant Coach, North Carolina (1993-present); Head Coach, Harwich Mariners, Cape Cod League (summer 1997)



Former Durham Bulls catcher Alex Marconi is in his first season as an assistant coach with the University of North Carolina baseball program. Marconi works with Carolina's catchers and hitters and also performs various administrative duties.

Prior to joining the Tar Heel staff, Marconi played four years of professional baseball, most recently with the St. Paul Saints of the Northern League. Drafted out of Kent State University in the 27th round by the Tampa Bay Devil Rays organization, Marconi spent three seasons with club and made stops with the Durham Bulls in 2001 and '02. He also saw action with the Devil Rays' Orlando, Bakersfield, Hudson Valley and Princeton teams. Marconi spent the 2003 season with the Elmira Pioneers of the Northeast League.

Marconi also spent time working as a catching and hitting instructor at Cary's Hall of Fame Baseball Academy in 2003-04 and worked various camps and clinics throughout his time in the minor leagues. Marconi also worked summer and winter camps at Kent State from 1997-2004.

Marconi played for the Golden Flashes from 1997-2000 and was a first-team All-MAC catcher in 1999 and 2000. He also earned all-region honors those same seasons and was a preseason All-America in 2000. He was KSU's team captain as a senior and was an Academic All-MAC choice in 1999. He graduated from Kent State with a Bachelor's degree in general studies in 2001.

Marconi was married to the former Amanda Lescher in October 2003.

**MARCONI AT A GLANCE ...**

- **Born:** March 25, 1978 in Akron, Ohio
- **Education:** Bachelor's degree in general studies from Kent State (2001)
- **Family:** Wife - Amanda
- **Playing Experience:** Kent State (1997-2000); Tampa Bay Devil Rays Organization (2000-02); Elmira Pioneers (2003)
- **Coaching Experience:** Assistant Coach, North Carolina (2004-present); Hall of Fame Baseball Academy (2003-04)



The Tar Heel coaching staff (along with former assistant Scott Forbes) pictured with Carolina alums Peter Gammons and B.J. Surhoff. Left to right: Roger Williams, Forbes, Gammons, Surhoff, Mike Fox and Chad Holbrook. Gammons will be honored at the Major League Baseball Hall of Fame Induction ceremony with the J.G Taylor Spink Award, presented annually to a baseball writer "for meritorious contributions to baseball writing."





## 2005 CAROLINA BASEBALL SUPPORT STAFF

James Dillard (student manager), John Martin (athletic communications), Michael Beale (marketing), Christy Bray (scoreboard), Ginny Narron (scoreboard), Kristin Pratt (scoreboard), Wes Wilson (P.A. announcer), Jason Walsh (strength and conditioning intern), Greg Gatz (strength and conditioning), Mary Weeden (academics), Andrew Notebaert (athletic trainer), Laura Conner (athletic trainer), Jay Mithun (athletic trainer), Naomi Chang (student trainer), Michelle Boling (athletic trainer), Jeff Tessier (equipment manager). Grounds crew not pictured.



## DICK BADDOUR

### Director of Athletics

Dick Baddour, a 1966 graduate of the University of North Carolina, was named Director of Athletics on June 25, 1997. In his seven years as director, the UNC Department of Athletics has undergone a number of changes, yet remains one of the premiere programs in the

Atlantic Coast Conference and in the nation.

The Goldsboro, N.C., native heads a program that with 28 varsity sports is the largest in the ACC. Carolina prides itself on a strong overall athletic program and finished seventh in the 2003-04 Director's Cup, a measure of NCAA postseason success. The Tar Heels, inaugural winners of the Cup in 1994, have finished among the top eight teams nine times in the competition's 11 years.

Baddour is in his 38th year of continuous service to the university. He graduated from UNC in 1966 and was appointed Assistant Dean of Men in 1967. He served as Assistant Dean of Admissions and Assistant Dean of the UNC School of Law and also earned a Master of Arts degree in education prior to joining the athletic department in 1986.

In 2001, he received the Distinguished Service Medal from the UNC General Alumni Association.

Active in Chapel Hill community affairs, he is a past president of the Public School Foundation and has served on the Parks and Recreation Commission. He and his wife, Lynda, have two sons, Allen and David, and a daughter, Jennifer.



## DR. BETH MILLER

### Sr. Associate Director of Athletics

Beth Miller is in her 20th year supervising the 26-sport Olympic program and serves as UNC's Senior Woman Administrator. She is a 1968 alumna of Appalachian State University with a B.S. degree in health and physical education. She has a master's from ASU and earned a Doctor of Arts degree in physical education at Middle Tennessee State

in 1974.

From 1969-72, she served as the head volleyball and basketball coach at Appalachian State. She became head volleyball coach at UNC in 1975 and led the Tar Heels to four consecutive ACC titles from 1980-83 and five postseason tournament appearances. She also coached softball at Carolina from 1978-79.

In 1979, she was named Athletic Business Manager. She retired from coaching volleyball after 1983, but continued to handle all financial affairs for the department through 1987.

Miller currently serves on a number of Atlantic Coast Conference committees, including those for women's basketball, wrestling and officiating. She chairs the committees for women's golf and volleyball. She also serves on UNC's Housing Advisory Board.

A native of Landis, N.C., she has supervised UNC's highly successful Olympic Sports program since 1985.

## Department of Athletics Mission Statement

The Department of Athletics has offered high quality athletic programs for many years. Through a dedicated commitment to educational interests, competitive athletic programs, and integrity in all areas, the student-athletes, coaches and staff strive to bring credit and recognition to the University.

The mission of the Department is to sponsor a broad-based athletic program that provides educational and athletic opportunities for young men and women to grow and develop, and to serve the interests of the University by complementing and enhancing its diversity and quality of life. Coaches, as educators, are foundational to this process. In keeping with the University's efforts to offer programs of regional and national acclaim, the Department's athletic programs strive for competitive excellence within the Atlantic Coast Conference or other similar institutions. Through its athletic programs, the University seeks to unite students, faculty, staff and alumni in a common and shared experience. The Department seeks to contribute to the diversity of the University by offering opportunities for enhanced racial/ethnic, cultural and geographic representation.

To fulfill this mission, the Department, with the approval of the Board of Trust, has developed principles of operation to provide guidance and direction to its personnel. This Mission Statement and accompanying principles require strong dedication and commitment from all who participate in, coach in and support the Department of Athletics.

## Department of Athletics Statement on Gambling

The mission of the Department of Athletics is to sponsor a broad-based athletic program that provides educational and athletic opportunities for young men and women to grow and develop. In keeping with the Department's mission and the University's commitment to educational interests, competitive athletic programs, and integrity in all areas, the Department of Athletics strongly condemns the influence of gambling on intercollegiate athletics.

Student gambling is a significant issue on college campuses. Student-athlete involvement in gambling has produced many tragic situations, both for student-athletes and the universities they represent. Student-athletes often compete in contests that generate interest from those involved in gambling and, possibly, organized crime. If given the opportunity, those interests will not hesitate to exploit the position student-athletes hold on college campuses. As such, the University of North Carolina is firmly opposed to all forms of gambling and bribery related to intercollegiate athletics.

To fulfill its educational obligation, the Department provides a gambling education program to all its student-athletes and departmental staff members. This statement and the educational program are reflections of the Department's commitment to keeping intercollegiate athletics free from the influences of gambling and its related activities.

The Department requires its staff members and student-athletes to adhere to NCAA, state and federal laws regarding gambling. In the interest of fair competition and the growth and development of student-athletes, the Department strongly urges its friends and supporters to refrain from gambling/betting on contests involving collegiate competition and to abide by state and federal laws.



### CAROLINA AT BOSHAMER

YEAR	W	L	T	PCT.
1972	11	6	0	.647
1973	6	2	0	.750
1974	9	3	0	.750
1975	8	7	0	.533
1976	14	5	0	.737
1977	9	6	0	.600
1978	16	7	0	.696
1979	25	4	1	.850
1980	23	2	0	.920
1981	19	4	0	.826
1982	22	10	0	.688
1983	29	6	0	.829
1984	21	4	0	.840
1985	24	2	0	.923
1986	24	4	0	.857
1987	22	8	0	.733
1988	20	13	0	.606
1989	20	7	1	.732
1990	29	3	0	.906
1991	25	9	0	.735
1992	19	12	0	.613
1993	30	9	0	.769
1994	23	9	0	.719
1995	23	7	0	.767
1996	21	15	0	.583
1997	21	15	0	.583
1998	28	6	0	.824
1999	27	3	0	.900
2000	30	5	0	.857
2001	24	11	0	.686
2002	28	9	0	.757
2003	29	11	0	.725
2004	26	8	0	.765
<b>Totals</b>	<b>705</b>	<b>232</b>	<b>2</b>	<b>.752</b>

Cary C. Boshamer Stadium provides the University of North Carolina baseball program with one of the most beautiful home facilities in the nation.

Boshamer Stadium, located on Ridge Road in the heart of the Carolina campus, was a gift from 1917 Carolina graduate and textile industrialist Cary C. Boshamer of Gastonia, N.C. The Tar Heels have been playing at the current location since the late 1960s, when Emerson Field was razed due to University expansion. Boshamer donated the original lighting system in 1970 and the Tar Heels' first home night game was played April 18, 1970, versus Wake Forest.

Construction on the stadium began following the 1970 season, and Carolina played its first game at the new park on March 21, 1972, when Carolina defeated High Point, 3-2, in its season opener. Maryland's Bob Grossman pitched a no-hitter in the stadium dedication game on April 8, 1972.

The Tar Heels have hosted 939 games at the stadium and have a record of 705-232-2 (.752), including a 26-8 mark last year. In 2003, the Tar Heels played a record 40 games at Boshamer.

In 2002, six of Carolina's 37 home games came against the top-ranked team in the country. The Tar Heels completed a three-game sweep of the No. 1-ranked Florida State March 22-24 and later in the season took one game from top-ranked Clemson in a hard-fought series.

Boshamer has been home to five Atlantic Coast Conference Tournaments - 1973, 1975, 1981, 1982 and 1983 - and the 1983 NCAA East Regional.

Carolina hosted the New York Yankees in exhibition games in 1977, 1979 and 1981, and Boshamer also played host to the 1987 U.S. Olympic Festival.

For five straight years, from 1989 through 1993, the Carolina Invitational brought some of the nation's finest programs to do battle with ACC competition just prior to the NCAA Tournament. In 1989, ESPN was on hand to televise two games live from Boshamer. That year, North

Carolina upended No. 1-ranked Arizona 5-3 in 10 innings.

The Tar Heels have excelled for years in games played on its home grass, including a school record-tying 30 wins during the 2000 season. Carolina's 30th and final home win of the 2000 season came in dramatic fashion - a 6-5 victory over fourth-ranked Florida State on May 13. Chris Maples's two-out, pinch-hit double to right-center field drove in catcher Dan Moylan from second base for the record-tying game-winner. Meanwhile, Carolina's .857 winning percentage in 2000 tied for the fifth best ever at UNC.

Carolina also won 30 games at Boshamer in 1993 with a 30-9 mark. The 1990 squad posted a 29-3 ledger at home and posted the third-best home winning percentage in history (.906). The 1983 UNC team also tallied 29 wins at home, including five during the ACC Tournament, on their way to a 42-10 overall record. The Tar Heels also won 29 times a year ago.

Carolina has been especially successful in non-conference home games over the years, particularly since 1998. The Tar Heels are 141-20 against non-ACC foes over the last seven years, good for an .876 winning percentage. UNC went 20-2 against non-conference opponents at home in 2004, including 12 straight wins to open the season.

Boshamer Stadium dimensions are 330 feet down the left field line, 370 to left-center, 395 to straight-away center, 335 down the right field line and 355 to the power alley in right-center. The main grandstand accommodates nearly 2,000 spectators and another 500 fans can watch from the terraced embankment along the first base line.

The stadium houses the Carolina baseball offices, a two-story players' lounge, training room and dressing rooms. Tar Heel players take advantage of a private weight training and conditioning area, which supplements the equipment found at the 8,000-square foot workout room at the Student-Athlete Development



## BOSHAMER RECORD BOOK

### MOST WINS

2000	30-5
1993	30-9
1990	29-3
1983	29-6
2003	29-11
1998	28-6
2002	28-9
1999	27-3
2004	26-8
1991	25-9
1979	25-4-1

### TOP WINNING PCT.

1985	.923 (24-2)
1980	.920 (23-2)
1990	.906 (29-3)
1999	.900 (27-3)
2000	.857 (30-5)
1986	.857 (24-4)
1979	.850 (25-4-1)

Center at Kenan Stadium. Boshamer also has indoor pitching and hitting areas and outdoor cages which allow off the field work in all weather conditions.

The Walter Rabb Press Box, dedicated on May 8, 1987, seats up to 24 members of the working press and includes radio/TV booths.

Over the past several years, Boshamer Stadium has undergone a number of exciting renovations to keep it one of America's finest college baseball facilities. Since 1999, the Diamond Heels Club, a group comprised of UNC Baseball alumni and other friends of the program, has been a driving force in the renovation efforts, including the completion of the Walter Rabb Lounge and Memorabilia Room, a players' lounge and a state-of-the-art scoreboard and video board. The installation of the new scoreboard, which measures 42-feet tall by 47-foot long, was completed in fall 2001. The video board is approximately 12 feet by 16 feet and is capable of running video, animations or still graphics. It is a true color, full resolution board capable of showing 68 billion colors.


Among the many other improvements to the stadium over the past few years are expanded dugouts, new awnings over the press box and office space, new field tarp and roller, new fencing and a new training room for the Tar Heels.

UNC is fortunate to call as its home one of the finest all-around facilities in the nation. Boshamer has it all - outstanding playing conditions maintained by a dedicated and knowledgeable grounds crew, excellent lighting, close-to-the-field seating and purposeful training and relaxation environments for Carolina's players and coaches.





Locker Room



Locker Room

### DIAMOND HEELS CLUB

The Diamond Heels Club, comprised of alumni and friends of the University, has been instrumental in funding a number of renovations at Boshamer Stadium since July 1998. Among a long list of major and minor projects that have been completed within the last few years at the stadium are the installation of a state-of-the-art scoreboard and video board, a new players' lounge, renovated and expanded lockers, expanded dugouts, new cages, new foul poles, a new staff lounge, new memorabilia room and a new outfield fence in 2004. The two-story players' lounge was completed prior to the 2002 season and features a 70-inch television with stereo surround sound, leather sofas, a ping-pong table and computers with internet access.



Weight Room



Players' Lounge - First Floor



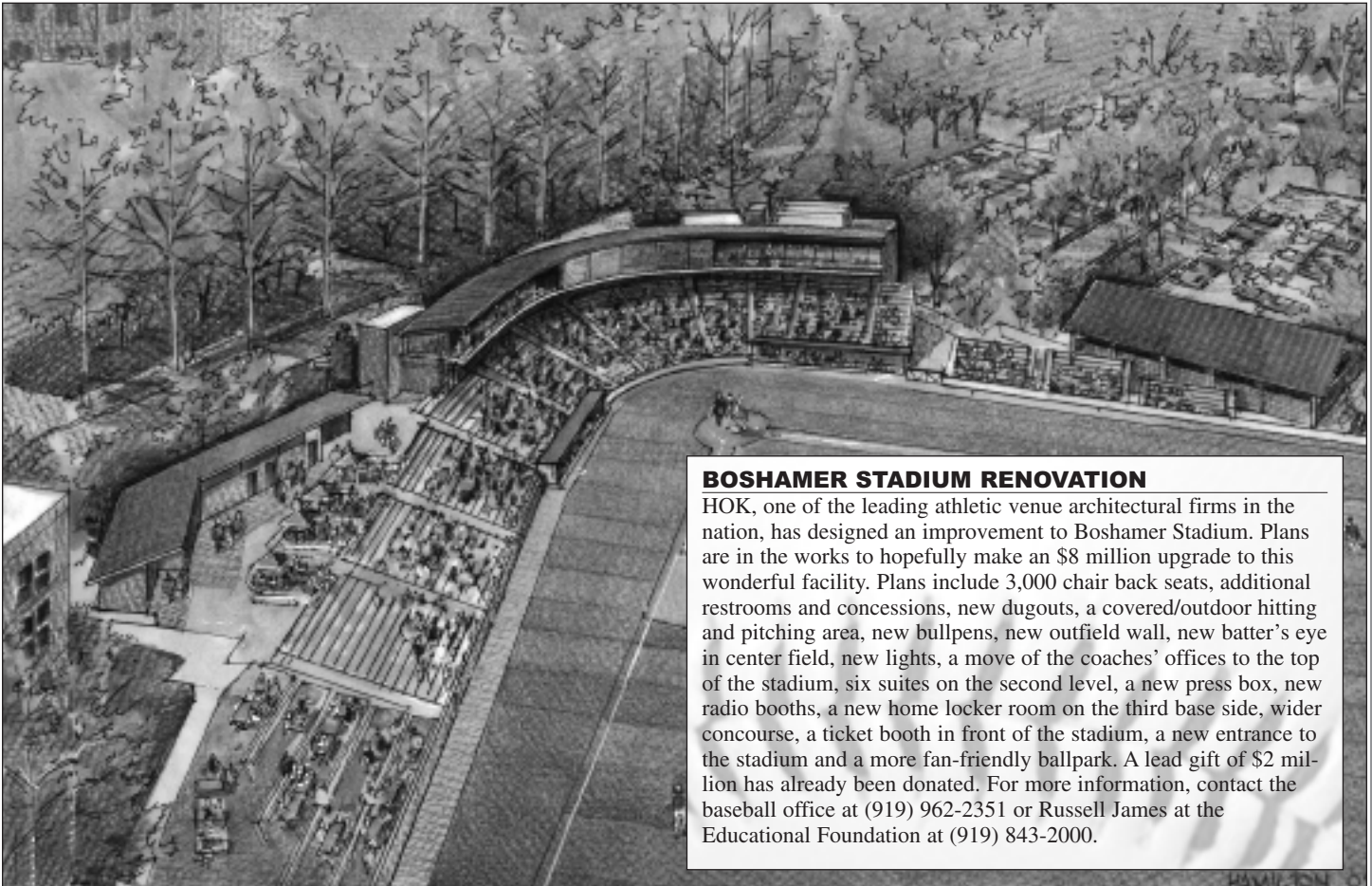
Players' Lounge - Second Floor



Walter Rabb Lounge



Baseball Office Lobby



### BOSHAMER STADIUM RENOVATION

HOK, one of the leading athletic venue architectural firms in the nation, has designed an improvement to Boshamer Stadium. Plans are in the works to hopefully make an \$8 million upgrade to this wonderful facility. Plans include 3,000 chair back seats, additional restrooms and concessions, new dugouts, a covered/outdoor hitting and pitching area, new bullpens, new outfield wall, new batter's eye in center field, new lights, a move of the coaches' offices to the top of the stadium, six suites on the second level, a new press box, new radio booths, a new home locker room on the third base side, wider concourse, a ticket booth in front of the stadium, a new entrance to the stadium and a more fan-friendly ballpark. A lead gift of \$2 million has already been donated. For more information, contact the baseball office at (919) 962-2351 or Russell James at the Educational Foundation at (919) 843-2000.



## ACADEMIC SUPPORT

The University of North Carolina Academic Support Program assists student-athletes in exploring their interests and abilities, enjoying a broad educational experience, and reaching or exceeding their academic goals.

Located primarily in the Pope Academic Support Center, the University of North Carolina Academic Support Program opened its doors in 1986. It is equipped with study facilities, tutorial rooms, a computer lab, a 128-seat auditorium and counselors' offices. At the center, students meet with staff to discuss course selection, major exploration, academic progress and academic eligibility.

During the 2003-04 academic year, 247 Carolina student-athletes made the ACC Academic Honor Roll, which requires a cumulative GPA of at least 3.0 for the year. In the fall of 2003, 143 student-athletes made the Dean's List, and 141 did so in the spring of 2004.

Eight members of the baseball team earned a spot on the 2003-04 ACC Academic Honor Roll - Kevin Brower, Ross Cook, Bo Dickerson, Mark Griffin, Marshall Hubbard, Brack Massey, Bryan Steed and Chase Younts.

"Our young people are students first and athletes second and that will always be the case at the University," says Athletic Director Dick Baddour. "That is a credit to our coaches, administrators and support staff, but most of all, our student-athletes. Their accomplishments in the classroom are very impressive."

The Academic Support Program serves approximately 800 student-athletes. The Academic Support Center is open from 8 a.m. to 10 p.m. during the week and from 7 p.m. to 10 p.m. on Sundays. Visitors are welcome to tour the facility during afternoon hours.

The staff consists of Director Robert Mercer, Associate Directors Cynthia Reynolds and Wayne Walden, Assistant Director Marisa Brnardic, Academic Counselors Mary Weeden, Jan Boxill and Kym Orr, Learning Specialists Jenny Olson, Michelle Nixon and Mary Willingham, and Administrative Assistant Doug Roberts. Ron Brewer serves as the office's intern.

## STRENGTH AND CONDITIONING

The baseball team utilizes an 8,000-square-foot fitness center under the direction of Director of Strength and Conditioning for Olympic Sports Greg Gatz, who specializes in sport-specific training and is a speed and strength specialist. The fitness center is located below the Development Center in a wing of the Kenan Fieldhouse and features state-of-the-art equipment including free weights and Olympic weights.

One of four fitness facilities used by Carolina athletes, the Kenan facility also features a performance lab where specialized aerobic equipment such as stairmasters, treadmills and bicycles are used for conditioning and monitoring rehabilitation progress. The squad also makes use of modern strength, flexibility and conditioning methods in a year-round training cycle.

In addition, Tar Heel players may take advantage of a private weight training area at Boshamer Stadium which supplements that at Kenan Field House. The stadium also has indoor pitching and hitting areas and outdoor cages which allow off-the-field work in all weather conditions. The result of such training is athletes who are properly conditioned for competition.

## MEDICAL CARE

In addition to the academic and fitness programs, the Tar Heels receive excellent care from one of the country's best sports medicine staffs.

Carolina's Director of Sports Medicine, Dr. Tim Taft, oversees the program, and Dr. Mario Ciocca serves as the team physician for baseball.

Head trainer Dan Hooker directs a staff of five full-time athletic trainers and physical therapists, several graduate students and undergraduates. Full-time staff members Andrew Notebaert and Michelle Boling, as well as graduate trainers Jay Mithun and Laura Conner work directly with the baseball team.

The medical and athletic training facilities are located in the Student Health Center and Fetzer Gym. Both are near Tar Heel practice areas for easy access to the conscientious treatment and advice on the care and prevention of injuries that is available from the sports medicine staff. A new training room also exists at Boshamer Stadium

that benefits UNC players when immediate care is needed.

The Athletic Department also recognizes a responsibility in educating student athletes on the physical, mental, emotional and legal issues involved in drug abuse. Accordingly, the department has established a drug education and prevention program which is administered by the University's Student Health Services.

## CAROLINA OUTREACH PROGRAM

For years, the Carolina baseball team has played an integral role in keeping alive the important University of North Carolina tradition of student-athletes giving back to the local community.

Carolina Outreach, a part of the ACC Outreach Program, is an organization of Tar Heel athletes dedicated to improving the lives of the residents of the town of Chapel Hill and the state of North Carolina.

Each year, the baseball team participates in a number of community service activities, including a Thanksgiving food drive, work at local elementary schools and "Share Your Christmas."

At the local elementary school, the Tar Heels read to classes and tutor students in various subjects.

During the 2004 holiday season, the baseball team was one of UNC's 28 varsity teams to participate in a program called "Share Your Christmas." This helps provide less fortunate families with Christmas presents they could otherwise not afford.

"We also participate in Share Your Christmas where the guys donate money for a local underprivileged family in the area," said senior Wes Moyer. "We then get together on a Saturday or Sunday and go shopping with the money we collected. We have a great time shopping, wrapping the presents and delivering the presents to the family. There is no greater feeling than seeing the look on the faces of the family when you walk through the door with arm fulls of gifts. We all realize we are fortunate to be where we are in our lives and we want to give something back to the community."



The Carolina baseball program is active in the community, including "Share Your Christmas," which is pictured above, and reading to children at local elementary schools.



## BENEFITS OF THE CAROLINA LEADERSHIP ACADEMY

- Position UNC as having the nation's premier athletics leadership development program
- Provide student-athletes with highly marketable leadership skills for their careers
- Maintain and enhance student-athlete academic performance and graduation rates
- Foster a strong understanding and partnership between coaches and captains as team leaders
- Attract and retain top coaches, student-athletes and staff
- Develop coaches to be effective leaders
- Groom assistant coaches to become strong head coaching candidates
- Provide coaches with reliable, responsible and respected student-athlete leaders
- Position teams to become even more competitively successful - strong link between leadership & success

## STUDENT-ATHLETE LEADERSHIP DEVELOPMENT

Leadership training targets three specific groups based on their year in school and readiness to become leaders. The three programs include the Personal Leadership Program for all freshmen, the Emerging Leaders Program for select sophomores and juniors and the Established Leaders Program for those upperclass student-athletes who have demonstrated an aptitude for leadership.

### 1. Personal Leadership Program

Leadership training begins in the freshmen year. All leadership begins with personal leadership, therefore freshmen are taught skills to effectively lead themselves. Working with Carolina's traditional freshmen program "Athletes Coming Together (ACT)", training consists of monthly meetings featuring keynote speakers and small group discussion. Upperclass student-athletes serve as peer mentors and discussion leaders. Special focus is on responsibility, accountability, making good choices, ethics, character building, etc.

#### Objectives:

- Teach freshmen how to effectively lead themselves
- Ease the transition of freshmen student-athletes
- Create social connections between freshmen
- Provide freshmen with upperclass peer mentors
- Teach freshmen the importance of respecting leadership
- Develop upperclass student-athlete leaders to mentor the freshmen

### 2. Emerging Leaders Program

Designed for a select group of "high potential" sophomores and juniors. Provides future leaders with insights, strategies and skills necessary to become effective leaders. The program includes monthly meetings, interactive exercises and action learning experiences. This stage emphasizes leading by example.



**JEFF JANSSEN**  
Program Director

As one of the nation's premiere Peak Performance Coaches, Jeff Janssen, M.S. helps coaches and athletes develop the team chemistry, mental toughness and leadership skills necessary to win championships.

Jeff has been privileged to consult with and speak to many of the nation's top athletic departments and conducted hundreds of programs for high schools, club sports and coaches clinics/conventions all across the country.

He is the author of several books, articles, and videos on peak performance, team building, and leadership. His groundbreaking books *Championship Team Building*, *The Seven Secrets of Successful Coaches* and *The Team Captain's Leadership Manual* have received rave reviews from coaches around the world.

He began his career as the Peak Performance Coach and Assistant Life Skills Director for the University of Arizona athletic department. For eight years Jeff's cutting edge peak performance strategies contributed to several National Championships and Pac-10 Conference championships.

Jeff created Janssen Peak Performance, a professional consulting and speaking firm which provides high level sports and business teams with the insights, strategies, and tools they need to perform to their potential.

#### Objectives:

- Identify and develop high potential leaders in their sophomore or junior years
- Create solid Leaders by Example and set the stage for developing Vocal Leaders
- Build a strong peer support network for aspiring leaders
- Develop leaders who support and learn from current team captains/leaders (followership)
- Succession Planning

### 3. Established Leaders Program

Designed for team captains and veteran student-athletes. Provides advanced leadership training and support. Teaches the critical skills and insights necessary to be effective vocal leaders. Provides a strong peer network. Student-athletes meet regularly to learn and reinforce leadership principles and share successes, frustrations and lessons. Graduates receive special recognition from Carolina upon completion of the program.

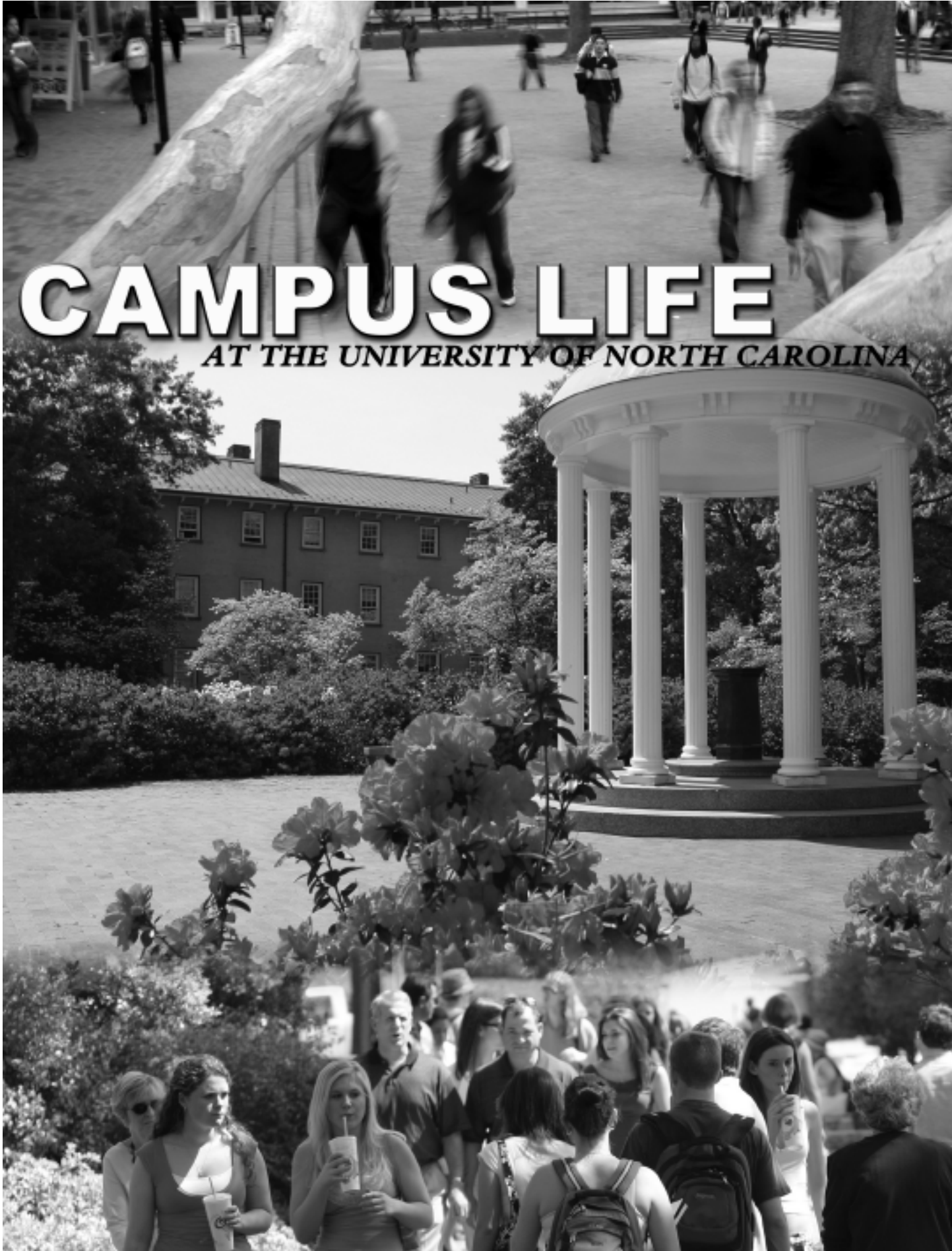
#### Objectives:

- Encourage established leaders to step up and be Vocal Leaders
- Establish a solid, cooperative, and ongoing partnership with the coaching staff
- Review and extend the insights and skills necessary to be a responsible and respected leader
- Provide established leaders with ongoing coaching as they tackle the tough issues of team leadership
- Provide established leaders with a solid peer network for guidance and support





**THIS IS CAROLINA**



# CAMPUS LIFE

*AT THE UNIVERSITY OF NORTH CAROLINA*





## HISTORY

- The University of North Carolina at Chapel Hill was the nation's first state university to open its doors and the only public university to award degrees in the 18th century.
- The cornerstone was laid for Old East, the nation's first state university building, Oct. 12, 1793. Hinton James, the first student, arrived from Wilmington, N.C., Feb. 12, 1795.

## LOCATION

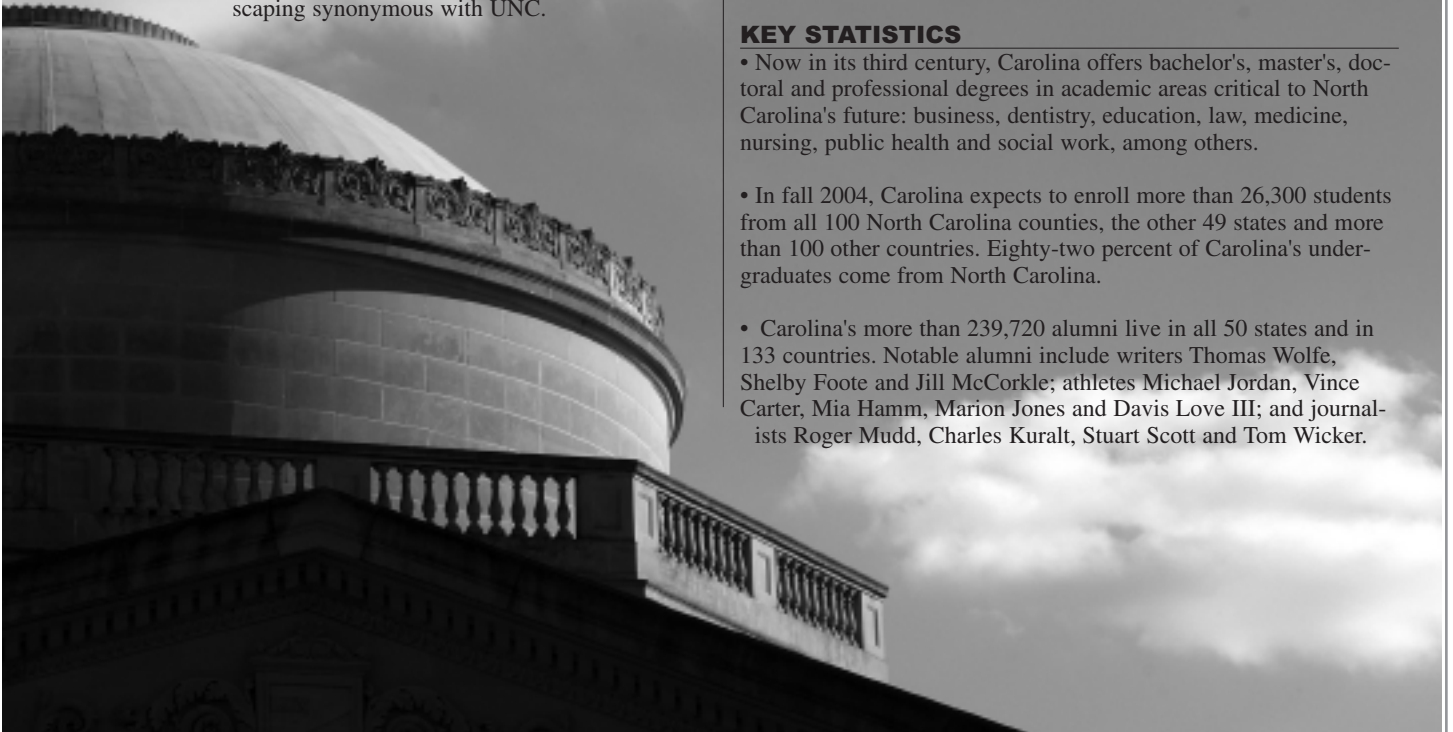
- The 729-acre central campus includes the two oldest state university buildings, Old East and Person Hall. Old East and Playmakers Theatre, an 1852 Greek-revival building are National Historic Landmarks.
- The American Society of Landscape Architects selected the Carolina campus as one of the most beautifully landscaped spots in the country. That list, released in 1999 timed to the society's centennial, is among the most recent praise affirming the charm of mighty oaks, majestic quadrangles, brick sidewalks and other landscaping synonymous with UNC.

## RECENT RANKINGS

- Carolina rates as the fifth-best public university in U.S. News & World Report's annual "Best Colleges" guidebook. Affirmation as a national leader in student accessibility; Second among public campuses and 19th overall in "Great Schools, Great Prices," based on academic quality, net cost of attendance and average student debt. Also 6th among public for "least debt." Kenan-Flagler Business School: tied for sixth among undergraduate programs.
- UNC was ranked first among the 100 best public colleges combining great academics and affordable tuitions as ranked by Kiplinger's Personal Finance. Carolina has been first four consecutive times. Carolina was also ranked as the No. 1 "best value" by The Princeton Review.
- Carolina is ranked 15th – the highest ranking for any major public research university – in the 2003 "Black Enterprise-DayStar Top 50 Colleges and Universities for African Americans" list. This ranking was based on responses to questions about which schools were both a good academic and social fit for African-Americans.

## KEY STATISTICS

- Now in its third century, Carolina offers bachelor's, master's, doctoral and professional degrees in academic areas critical to North Carolina's future: business, dentistry, education, law, medicine, nursing, public health and social work, among others.
- In fall 2004, Carolina expects to enroll more than 26,300 students from all 100 North Carolina counties, the other 49 states and more than 100 other countries. Eighty-two percent of Carolina's undergraduates come from North Carolina.
- Carolina's more than 239,720 alumni live in all 50 states and in 133 countries. Notable alumni include writers Thomas Wolfe, Shelby Foote and Jill McCorkle; athletes Michael Jordan, Vince Carter, Mia Hamm, Marion Jones and Davis Love III; and journalists Roger Mudd, Charles Kuralt, Stuart Scott and Tom Wicker.



*Women's soccer legend  
Mia Hamm*

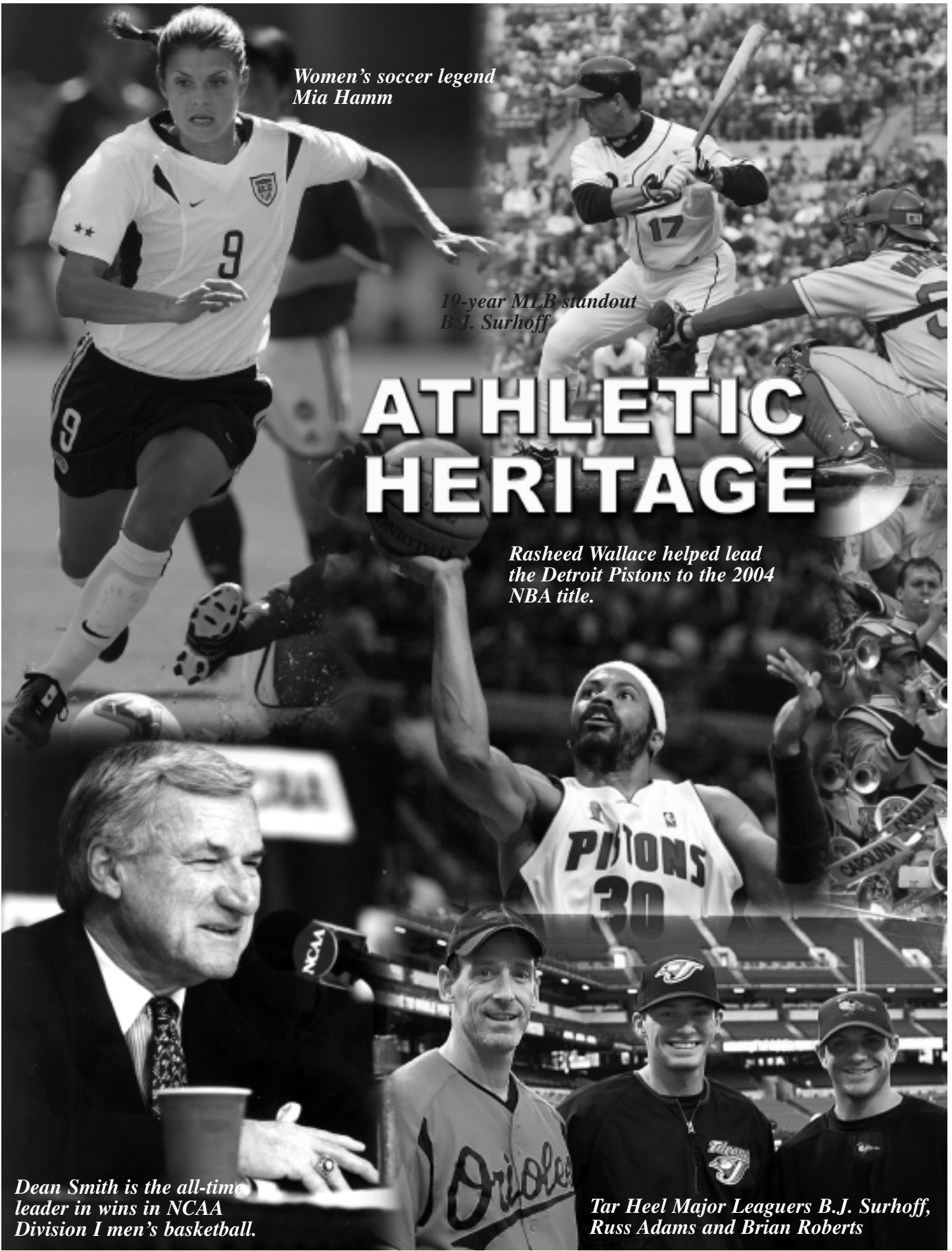
*19-year MLB standout  
B.J. Surhoff*

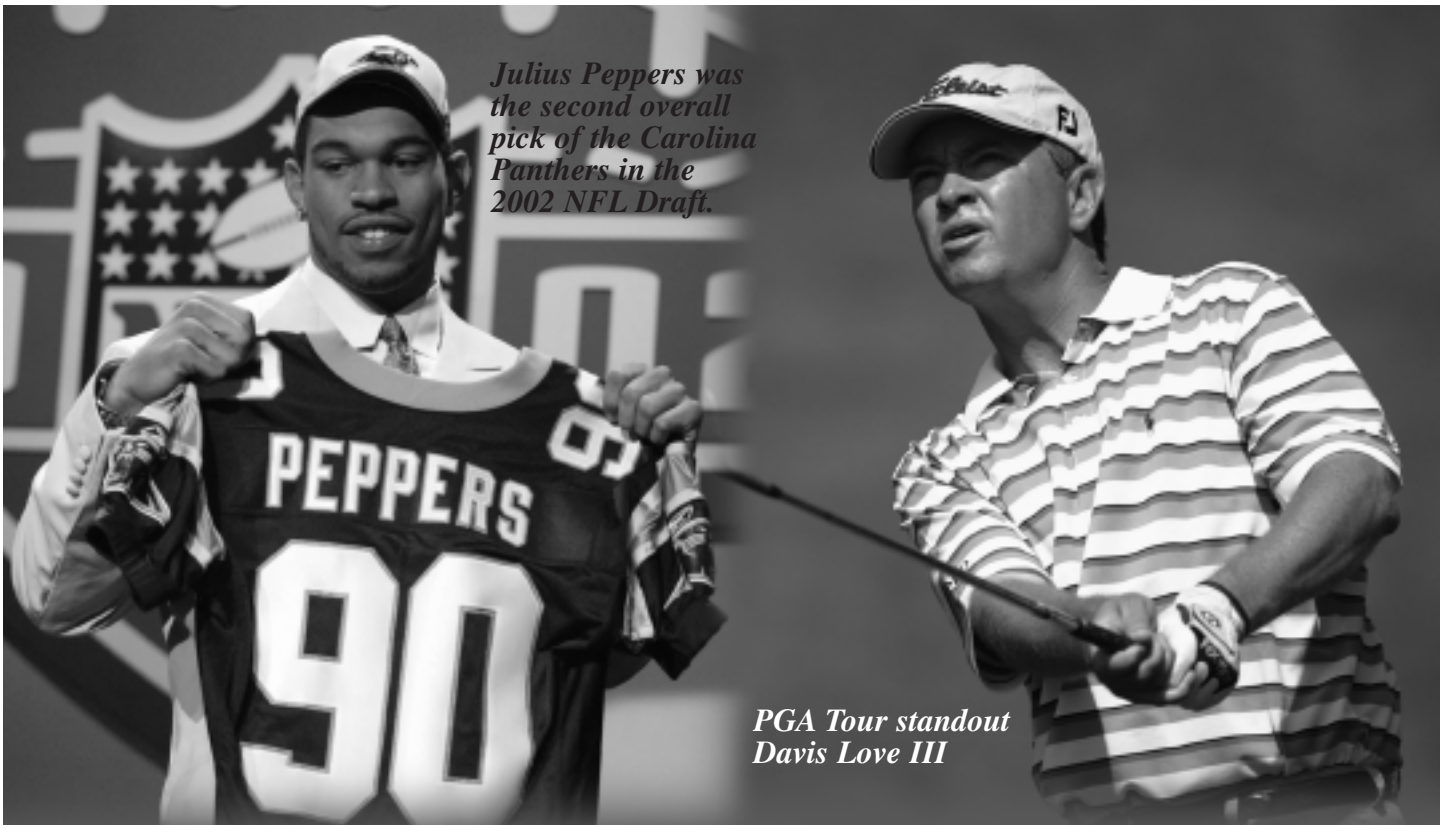
# ATHLETIC HERITAGE

*Rasheed Wallace helped lead  
the Detroit Pistons to the 2004  
NBA title.*

*Dean Smith is the all-time  
leader in wins in NCAA  
Division I men's basketball.*

*Tar Heel Major Leaguers B.J. Surhoff,  
Russ Adams and Brian Roberts*





*Julius Peppers was the second overall pick of the Carolina Panthers in the 2002 NFL Draft.*


*PGA Tour standout Davis Love III*

- Carolina has had 30 baseball players earn a total of 55 All-America honors since 1948. Last season, Marshall Hubbard became the first Tar Heel to earn All-America accolades from four different services in the same season.
- In 2003, the Carolina athletic department was ranked the best in the ACC and No. 5 in the country by Sports Illustrated.
- Carolina leads all ACC schools with 32 NCAA titles. Carolina has won 18 national championships in women's soccer, four in men's basketball, four in field hockey, four in


- men's lacrosse and one each in men's soccer and women's basketball.
- Carolina finished seventh in the NACDA Directors' Cup (all sports competition) in 2004. The seventh-place finish marks the ninth time in 11 years the Tar Heels have placed in the top 10 in the country. This is also the 10th time in 11 years UNC is the highest-finishing school in the ACC.
- Carolina has led or shared the lead in ACC team titles in 15 of the last 17 years.

- Carolina has won more ACC men's championships than six other conference schools combined.
- Carolina and Maryland are the only two ACC programs with at least 100 men's championships. However, in the last 13 years, Carolina has won 32 ACC men's titles and Maryland has won just six.
- The Tar Heels have won 234 team titles in ACC history, dating back to 1953-54. No other school in the ACC has won 200 titles and only three other schools have as many as 100 league crowns.

*Michael Jordan hit this jump shot to lift the Tar Heels to the 1982 NCAA men's basketball title.*



**Chris Iannetta**  
**Johnny Bench Award Finalist**  
**All-America**  
**All-ACC**



### TAR HEELS MAKE FIFTH POSTSEASON UNDER FOX

For the fifth time in six seasons under Mike Fox, Carolina was selected to the 64-team field of the NCAA Division I Baseball Championship and for the third consecutive year, the Tar Heels traveled to Columbia, S.C., for postseason play. Carolina went 2-2 in the event and reached the Regional final but its late-inning rally fell short, and South Carolina advanced to the Super Regional round with a 7-6 win over the Tar Heels.

- Junior catcher Chris Iannetta, junior outfielder Marshall Hubbard and sophomore outfielder Mike Daniel were each named to the Regional all-tournament team.
- Daniel batted .455 (5-11), Hubbard homered and drove in four runs, and Iannetta had four hits and drove in three runs.
- Redshirt freshman Matt Ellington batted .500 (5-10) in the four games in Columbia.

### STRONG RUN FOR UNC AT ACC CHAMPIONSHIP

Following a 7-6 opening round loss to Clemson, Carolina responded with three straight wins at the ACC Championship in Salem, Va., and was an 11-inning loss to Florida State away from an appearance in the title game. The Tar Heel bats were a large part of the success, as the Tar Heels hit .357 as a team and scored 53 runs in five games, while pounding out 74 hits. Thirty-four of the runs came in wins over Maryland (14-0) and Duke (20-2).

- Chris Iannetta (.435, 3 HR, 7 RBI), Sammy Hewitt (.304, 4 RBI) and Marshall Hubbard (.429, 1 HR, 10 RBI) each earned spots on the all-tournament team. Greg Mangum also batted .400, and Chase Younts batted .389, including a 5-for-6 day against Maryland on May 27.
- Junior Garry Bakker was also named to the all-tournament team after he was one of two Tar Heels to throw a complete game. After getting just one

complete game throughout the regular season, the Tar Heels got back-to-back nine-inning outings from Bakker and freshman Andrew Miller. Bakker struck out eight and allowed just five hits against Maryland on May 27 in his second career complete-game shutout, while Miller allowed just two runs on seven hits against Duke on May 28. Most impressively, the duo did not walk anyone over the two-game stretch. Bakker and Miller combined to allow two runs on 12 hits and no walks over 18 innings. They struck out a combined 15 batters.

### HUBBARD EARNS SINGLE-SEASON RBI MARK

With 14 runs batted in the ACC and NCAA tournaments, junior right fielder Marshall Hubbard finished the season with 83 RBI and a single-season Carolina record. Hubbard, who transferred from William & Mary, broke Scott Johnson's previous school record of 81 RBI set in 1985. Hubbard led the ACC and ranked ninth nationally with 1.30 per game.

### FRESHMEN STARTERS PACE PITCHING STAFF

The combination of rookie starters and a veteran bullpen was a success for the Tar Heels, as 22 of Carolina's 43 wins came from freshmen. Daniel Bard and Robert Woodard each had eight wins and Andrew Miller added six. Bard and Miller were outstanding all season and both captured All-Atlantic Coast Conference honors, while Bard was named the league's Freshman of the Year. The trio of Bard, Miller and Woodard were a combined 22-9 on the season with a 3.45 ERA in 240.2 innings pitched. The group also accounted for 41.6 percent of the Tar Heels innings pitched last season.

- Bard was named a Louisville Slugger Freshman All-America by *Collegiate Baseball*, while both Bard and Miller were named to *Baseball America's* All-Freshman Second Team.
- Bard, who earned the win in his first six collegiate decisions, was named the nation's top freshman pitcher at the midseason point by *Baseball America*.

### BARD, WOODARD EQUAL ROOKIE WIN RECORD

Both Daniel Bard and Robert Woodard tied the Carolina school record for victories by a freshman with eight. Paul Shuey (1990) and Michael Hoog (1987) also won eight games as rookies. Bard was 8-4 with a 3.88 ERA, while Woodard went 8-2 in posted a 3.49 ERA.

### ALL-AMERICA HONORS FOR HUBBARD, IANNETTA

Following outstanding junior seasons, both Marshall Hubbard and Chris Iannetta earned All-America honors from various publications. Hubbard earned All-America honors from all four major sources. He picked up first-team All-America honors from *USA Today Sports Weekly*, second-team honors from the National Collegiate Baseball Writers Association and





third-team accolades from *Collegiate Baseball* and *Baseball America*. Iannetta was also selected to the third team by *Collegiate Baseball* and *Baseball America*.

- Playing his first year at Carolina after transferring from William & Mary, Hubbard started all 64 games, mainly in right field, and led the Tar Heels with a .352 average, 17 homers and single-season school record 83 runs batted in. He also had 21 doubles, which ranks as the fifth-best single-season total in program history, and his 41 extra-base hits were the third most in Tar Heel history. A native of Ashland, Va., Hubbard also led the ACC in RBI with 1.30 per game. He was also named first-team All-ACC and joined Iannetta on the all-tournament teams at ACC Championship and the NCAA Columbia Regional.

- A three-year starter, Iannetta had an outstanding junior season, batting .336 with 15 home runs, 19 doubles and 71 runs batted in to rank second behind Hubbard in each category. Defensively, he threw out 24-of-48 runners and picked off nine others. A native of Providence, R.I., Iannetta committed just seven errors in 571 chances for a .988 fielding percentage. He was one of three finalists for the Johnny Bench Award, presented to the nation's top catcher, and was a semifinalist for the Dick Howser Trophy, awarded to the nation's top collegiate player. Iannetta was also voted first-team All-ACC and named third-team All-America by *Collegiate Baseball Newspaper*. He earned all-tournament honors at both the ACC Championship and the NCAA Columbia Regional.

### FIVE TAR HEELS TAKEN IN MLB DRAFT

North Carolina juniors Chris Iannetta, Marshall Hubbard and Garry Bakker were selected on day one of the 2004 Major League Baseball First-Year Player Draft on June 7. Iannetta went in the fourth round (110th overall) to the Colorado Rockies, Hubbard was selected in the eighth round (243rd overall) by the Seattle Mariners and Bakker was picked in the 11th round (329th overall) by the Chicago White Sox. The following day, senior relievers Kevin Brower and Michael Gross were both selected in the 33rd round of the draft. Brower was taken by the Detroit Tigers with the 973rd overall pick, while Gross went to the St. Louis Cardinals with the 990th selection. Junior Bo Dickerson later signed a free-agent contract with the St. Louis Cardinals.

### SUMMER SUCCESS FOR CAROLINA

Left-hander Andrew Miller was named the No. 1 Major League prospect in the Cape Cod League by *Baseball America*, and righty Daniel Bard was a part of the U.S. National Team that brought home the gold medal from the FISU II World University Baseball Championship in Tainan, Taiwan, as Carolina baseball players put in extra work this summer to hone their

games in preparation for the 2005 season.

### U.S. NATIONAL TEAM

- Daniel Bard

### CAPE COD LEAGUE

- Greg Mangum (Bourne), Andrew Miller (Chatham - All-Star), Robert Woodard (Chatham)

### COASTAL PLAIN LEAGUE

- Ross Cook (Gastonia), Jay Cox (Fayetteville), Mike Daniel (Peninsula - All-Star), Jonathan Hovis (Gastonia), Brack Massey (Wilmington), Blair Waggett (Wilmington)



**Marshall Hubbard**  
All-America  
All-ACC

### 2004 AWARDS AND HONORS

#### GARRY BAKKER

- ACC Championship All-Tournament Team

#### DANIEL BARD

- ACC Freshman of the Year
- All-ACC First Team
- Louisville Slugger Collegiate Baseball Freshman All-America
- Baseball America All-Freshman Second Team

#### ROSS COOK

- Carolina's Walter Rabb Most Improved Player Award

#### JAY COX

- ACC Player of the Week (April 12)

#### MIKE DANIEL

- NCAA Columbia Regional All-Tournament Team

#### MARK GRIFFIN

- Carolina's Tripp Bourne Most Dedicated Player Award

#### MICHAEL GROSS

- Carolina's S.H. Basnight Most Valuable Player Award

#### SAMMY HEWITT

- ACC Championship All-Tournament Team

#### JONATHAN HOVIS

- Carolina's Walter Rabb Most Improved Player Award

### MARSHALL HUBBARD

- USA Today Sports Weekly All-America First Team
- NCBWA All-America Second Team
- Baseball America All-America Third Team
- Louisville Slugger Collegiate Baseball All-America Third Team
- CoSIDA Academic All-District III Second Team
- All-ACC First Team
- NCAA Columbia Regional All-Tournament Team
- ACC Championship All-Tournament Team
- ACC Player of the Week (March 29)

### CHRIS IANNETTA

- Louisville Slugger Collegiate Baseball All-America Third Team
- Baseball America All-America Third Team
- Johnny Bench Award Finalist
- Dick Howser Award Semifinalist
- All-ACC First Team
- NCAA Columbia Regional All-Tournament Team
- ACC Championship All-Tournament Team
- Carolina's S.H. Basnight Most Valuable Player Award

### MARK GRIFFIN

- Carolina's Tripp Bourne Most Dedicated Player Award

### GREG MANGUM

- All-ACC Second Team

### ANDREW MILLER

- All-ACC Second Team
- Baseball America All-Freshman Second Team



# CAROLINA BASEBALL

**2004 RESULTS**

RECORD: 43-21		HOME: 26-8	AWAY: 12-8	NEUTRAL: 5-5	ACC: 14-10				
Date	Opponent	Result	Line Score	Inn.	Overall	ACC	Pitcher of Record	Atten.	Time
Feb 20	Seton Hall	W 4-3	4 8 1/3 11 1	11	1-0-0	0-0-0	Benson, W (W 1-0)	695	3:22
Feb 21	Seton Hall	W 5-2	5 9 0/2 6 1	9	2-0-0	0-0-0	Bard, D (W 1-0)	459	2:21
Feb 22	Seton Hall	W 11-6	11 14 3/6 12 2	9	3-0-0	0-0-0	Dickerson, B (W 1-0)	573	3:20
Feb 25	Gardner-Webb	W 5-1	5 9 1/1 5 0	9	4-0-0	0-0-0	Miller, A (W 1-0)	237	2:12
Feb 27	at No. 2 Rice-1	2-8 L	2 4 1/8 14 1	9	4-1-0	0-0-0	Bakker, G (L 0-1)	2975	2:40
Feb 28	vs NW State -1	2-6 L	2 5 2/6 9 0	9	4-2-0	0-0-0	Woodard, R (L 0-1)	410	2:16
Feb 29	vs No. 23 Nebraska-1	4-10 L	4 9 2/10 9 3	9	4-3-0	0-0-0	Kalkhof, A (L 0-1)	214	2:35
Mar 02	App. State	W 8-5	8 10 3/5 4 2	9	5-3-0	0-0-0	Hovis, J (W 1-0)	125	3:21
Mar 05	St. Francis	W 15-3	15 15 2/3 7 4	9	6-3-0	0-0-0	Bard, D (W 2-0)	259	2:22
Mar 06	St. Francis	W 22-5	22 22 1/5 9 3	9	7-3-0	0-0-0	Hovis, J (W 2-0)	205	2:40
Mar 07	St. Francis	W 5-0	5 7 0/0 7 0	9	8-3-0	0-0-0	Bakker, G (W 1-1)	455	2:02
Mar 09	UNC Asheville	W 6-0	6 10 1/0 4 3	9	9-3-0	0-0-0	Miller, A (W 2-0)	115	2:12
Mar 10	High Point	W 9-7	9 10 3/7 11 6	10	10-3-0	0-0-0	Woodard, R (W 1-1)	105	3:01
Mar 12	California	W 1-0	1 8 1/0 2 1	9	11-3-0	0-0-0	Bard, D (W 3-0)	155	2:04
Mar 13	California	W 4-0	4 10 0/0 5 0	9	12-3-0	0-0-0	Bakker, G (W 2-1)	305	2:30
Mar 14	California	4-12 L	4 8 4/12 16 0	9	12-4-0	0-0-0	Miller, A (L 2-1)	335	3:25
Mar 16	Princeton	W 14-8	14 11 3/8 9 4	9	13-4-0	0-0-0	Benson, W (W 2-0)	185	2:31
Mar 17	Princeton	W 12-2	12 14 1/2 5 2	9	14-4-0	0-0-0	Woodard, R (W 2-1)	195	2:12
*Mar 19	at No. 19 Virginia	W 5-3	5 11 3/3 5 1	11	15-4-0	1-0-0	Gross, M (W 1-0)	1171	3:29
*Mar 20	at No. 19 Virginia	W 8-4	8 10 1/4 5 2	9	16-4-0	2-0-0	Gross, M (W 2-0)	1846	2:46
*Mar 22	at No. 19 Virginia	2-6 L	2 6 2/6 10 0	9	16-5-0	2-1-0	Miller, A (L 2-2)	1213	2:43
Mar 23	Towson	W 14-1	14 17 2/1 3 0	9	17-5-0	2-1-0	Benson, W (W 3-0)	152	2:18
Mar 24	Towson	W 7-4	7 8 2/4 9 3	9	18-5-0	2-1-0	Woodard, R (W 3-1)	395	2:22
*Mar 26	No. 12 Florida State	W 10-4	10 17 1/4 7 0	9	19-5-0	3-1-0	Bard, D (W 4-0)	1755	2:50
*Mar 27	No. 12 Florida State	6-10 L	6 10 1/10 15 2	9	19-6-0	3-2-0	Bakker, G (L 2-2)	2151	2:41
*Mar 28	No. 12 Florida State	W 12-6	12 11 2/6 12 10	9	20-6-0	4-2-0	Gross, M (W 3-0)	1765	3:01
*Apr 02	at Wake Forest	W 9-7	9 12 2/7 11 0	9	21-6-0	5-2-0	Bard, D (W 5-0)	511	2:49
*Apr 03	at Wake Forest	W 7-3	7 12 1/3 9 2	9	22-6-0	6-2-0	Brower, K (W 1-0)	1418	2:39
*Apr 04	at Wake Forest	W 11-3	11 12 5/3 3 4	9	23-6-0	7-2-0	Miller, A (W 3-2)	1791	2:59
Apr 07	Charlotte	W 12-5	12 12 3/5 7 0	9	24-6-0	7-2-0	Hovis, J (W 3-0)	753	2:50
*Apr 09	at Georgia Tech	W 9-7	9 12 0/7 9 1	9	25-6-0	8-2-0	Bard, D (W 6-0)	1922	2:48
*Apr 10	at Georgia Tech	4-8 L	4 10 3/8 7 0	9	25-7-0	8-3-0	Bakker, G (L 2-3)	1769	2:30
*Apr 11	at Georgia Tech	8-13 L	8 12 2/13 13 0	9	25-8-0	8-4-0	Brower, K (L 1-1)	1167	2:59
Apr 14	at Charlotte	W 8-5	8 9 1/5 9 2	9	26-8-0	8-4-0	Kalkhof, A (W 1-1)	877	2:34
*Apr 16	Clemson	1-2 L	1 6 0/2 6 1	9	26-9-0	8-5-0	Bard, D (L 6-1)	1765	2:17
*Apr 17	Clemson	W 4-0	4 11 0/0 8 1	9	27-9-0	9-5-0	Bakker, G (W 3-3)	2225	2:31
*Apr 18	Clemson	2-4 L	2 9 5/4 9 0	10	27-10-0	9-6-0	Bard, D (L 6-2)	1653	3:25
Apr 20	Elon	W 3-2	3 10 0/2 4 0	9	28-10-0	9-6-0	Kalkhof, A (W 2-1)	751	2:29
Apr 21	UNC Greensboro	W 10-3	10 8 0/3 4 1	9	29-10-0	9-6-0	Woodard, R (W 4-1)	531	2:27
*Apr 23	at Duke	W 11-6	11 14 1/6 11 2	9	30-10-0	10-6-0	Bard, D (W 7-2)	1017	2:55
*Apr 24	at Duke	2-4 L	2 5 4/4 7 2	9	30-11-0	10-7-0	Bakker, G (L 3-4)	1025	2:35
*Apr 25	at Duke	W 14-2	14 17 1/2 5 0	9	31-11-0	11-7-0	Miller, A (W 4-2)	737	2:44
May 05	at UNC Greensboro	W 10-5	10 14 2/5 7 1	9	32-11-0	11-7-0	Woodard, R (W 5-1)	976	2:47
*May 07	Maryland	W 11-9	11 16 1/9 16 1	9	33-11-0	12-7-0	Benson, W (W 4-0)	1645	2:39
*May 08	Maryland	W 7-1	7 11 0/1 7 1	9	34-11-0	13-7-0	Bakker, G (W 4-4)	1005	2:33
*May 09	Maryland	1-3 L	1 10 1/3 12 2	11	34-12-0	13-8-0	Gross, M (L 3-1)	591	3:17
May 11	vs No. 7 South Carolina	4-9 L	4 6 4/9 8 0	9	34-13-0	13-8-0	Woodard, R (L 5-2)	4406	2:40
May 12	VCU	6-8 L	6 7 0/8 8 1	10	34-14-0	13-8-0	Gross, M (L 3-2)	305	3:10
May 14	at No. 2 Miami	W 4-1	4 7 0/1 8 0	9	35-14-0	13-8-0	Bard, D (W 8-2)	1564	2:59
May 15	at No. 2 Miami	3-4 L	3 6 2/4 8 2	9	35-15-0	13-8-0	Benson, W (L 4-1)	1767	2:53
May 16	at No. 2 Miami	W 2-0	2 5 0/0 4 1	9	36-15-0	13-8-0	Miller, A (W 5-2)	1477	2:33
May 18	Davidson	W 10-1	10 12 1/1 8 3	9	37-15-0	13-8-0	Woodard, R (W 6-2)	405	2:25
*May 20	NC State	1-7 L	1 5 2/7 13 0	9	37-16-0	13-9-0	Bard, D (L 8-3)	1795	2:32
*May 21	NC State	2-10 L	2 9 0/10 13 0	9	37-17-0	13-10-0	Bakker, G (L 4-5)	2151	2:27
*May 22	NC State	W 5-4	5 9 2/4 3 0	9	38-17-0	14-10-0	Woodard, R (W 7-2)	1654	2:22
May 26	vs No. 22 Clemson-2	6-7 L	6 13 1/7 15 0	9	38-18-0	14-10-0	Gross, M (L 3-3)	2470	3:05
May 27	vs Maryland-2	W 14-0	14 14 2/0 5 5	9	39-18-0	14-10-0	Bakker, G (W 5-5)	2348	2:35
May 28	vs Duke-2	W 20-2	20 23 1/2 7 2	9	40-18-0	14-10-0	Miller, A (W 6-2)	1483	2:59
May 28	vs No. 22 Clemson-2	W 6-5	6 12 2/5 9 2	9	41-18-0	14-10-0	Gross, M (W 4-3)	3298	2:39
May 29	vs No. 19 Florida State-2	7-8 L	7 12 4/8 10 1	11	41-19-0	14-10-0	Gross, M (L 4-4)	2144	3:24
Jun 04	vs Coastal Carolina-3	W 6-5	6 7 2/5 8 1	9	42-19-0	14-10-0	Woodard, R (W 8-2)	2505	2:47
Jun 05	at No. 5 South Carolina-3	2-5 L	2 7 1/5 7 2	9	42-20-0	14-10-0	Bard, D (L 8-4)	4987	2:32
Jun 05	vs The Citadel-3	W 6-3	6 14 0/3 5 1	9	43-20-0	14-10-0	Benson, W (W 5-1)	2118	2:29
Jun 06	vs No. 5 South Carolina-3	6-7 L	6 11 1/7 11 2	9	43-21-0	14-10-0	Miller, A (L 6-3)	5606	2:50

1 - Rice/Crowne Plaza Invitational, Houston, Texas  
2 - ACC Championship, Salem, Va.  
3 - NCAA Regional, Columbia, S.C.


**BATTING STATISTICS**

Player	AVG	GP-GS	AB	R	H	2B	3B	HR	RBI	TB	SLG%	BB	HBP	SO	GDP	OB%	SF	SH	SB-ATT	PO	A	E	FLD%
Marshall Hubbard	.352	64-64	250	55	88	21	3	17	83	166	.664	27	5	51	3	.415	7	1	4-4	113	8	2	.984
Chris Iannetta	.336	64-64	244	61	82	19	0	15	71	146	.598	37	11	47	4	.438	5	3	6-7	486	78	7	.988
Jay Cox	.329	58-44	167	44	55	11	1	3	24	77	.461	28	2	34	2	.429	1	1	6-8	52	6	4	.935
Greg Mangum	.308	64-64	260	57	80	10	1	2	24	98	.377	32	12	35	5	.405	2	2	16-23	102	187	16	.948
Sammy Hewitt	.256	59-57	215	45	55	11	2	11	46	103	.479	31	1	59	3	.348	3	2	11-13	237	77	21	.937
-----																							
Mark Griffin	.400	14-0	10	4	4	1	0	1	4	8	.800	0	0	2	0	.400	0	0	0-0	26	2	1	.966
Ross Cook	.343	46-23	102	24	35	3	1	2	14	46	.451	14	1	23	0	.427	0	2	2-3	14	0	1	.933
Mike Daniel	.320	59-34	147	27	47	16	2	2	20	73	.497	8	2	26	1	.363	0	0	3-4	70	4	2	.974
Chase Younts	.311	52-32	122	22	38	6	0	4	21	56	.459	11	7	15	3	.397	1	2	2-2	80	0	1	.988
Matt Ellington	.306	58-35	147	20	45	8	1	2	27	61	.415	10	1	28	1	.350	2	0	0-0	53	4	2	.966
Justin Webb	.281	46-42	146	27	41	6	0	2	19	53	.363	12	3	23	2	.346	1	3	4-6	105	64	9	.949
Mell Adams	.275	45-17	69	11	19	5	0	3	10	33	.478	3	0	15	1	.301	1	0	0-2	23	1	1	.960
Wes Moyer	.253	46-19	91	13	23	5	0	1	14	31	.341	7	1	18	1	.310	1	2	1-1	153	5	1	.994
Bryan Steed	.252	54-43	143	21	36	6	0	1	17	45	.315	20	2	21	1	.352	0	5	2-4	62	101	10	.942
Blair Waggett	.190	23-9	42	4	8	1	2	0	3	13	.310	3	0	10	0	.239	1	4	3-4	31	0	1	.969
Brack Massey	.167	22-6	24	4	4	1	0	1	1	8	.333	4	0	6	1	.286	0	0	0-0	40	2	2	.955
Craig Corrado	.157	55-23	89	11	14	3	0	0	9	17	.191	3	0	17	0	.179	3	3	0-0	57	73	11	.922
Garry Bakker	.000	1-0	0	1	0	0	0	0	0	0	.000	0	0	0	0	.000	0	0	0-0	7	17	0	1.000
<b>Totals</b>	<b>.297</b>	<b>64-64</b>	<b>2268</b>	<b>451</b>	<b>674</b>	<b>133</b>	<b>13</b>	<b>67</b>	<b>407</b>	<b>1034.456</b>	<b>.250</b>	<b>48</b>	<b>430</b>	<b>28</b>	<b>.375</b>	<b>28</b>	<b>30</b>	<b>60-81</b>	<b>1736</b>	<b>714</b>	<b>100</b>	<b>.961</b>	
<b>Opponents</b>	<b>.243</b>	<b>64-64</b>	<b>2157</b>	<b>294</b>	<b>525</b>	<b>84</b>	<b>1</b>	<b>44</b>	<b>248</b>	<b>743</b>	<b>.344</b>	<b>231</b>	<b>72</b>	<b>484</b>	<b>26</b>	<b>.335</b>	<b>15</b>	<b>33</b>	<b>29-57</b>	<b>1678</b>	<b>635</b>	<b>95</b>	<b>.961</b>

**LOB** - Team (495), Opp (478).

**DPs turned** - Team (68), Opp (59). TPs turned - Team (1).

**IBB** - Team (9), Hubbard, M 2, Ellington, M 2, Iannetta, C 1, Cox, J 1, Moyer, W 1, Mangum, G 1, Hewitt, S 1, Opp (15).

**Picked off** - Mangum, G 3, Hubbard, M 2, Adams, M 2, Steed, B 1, Hewitt, S 1, Moyer, W 1, Cox, J 1, Webb, J 1, Ellington, M 1.

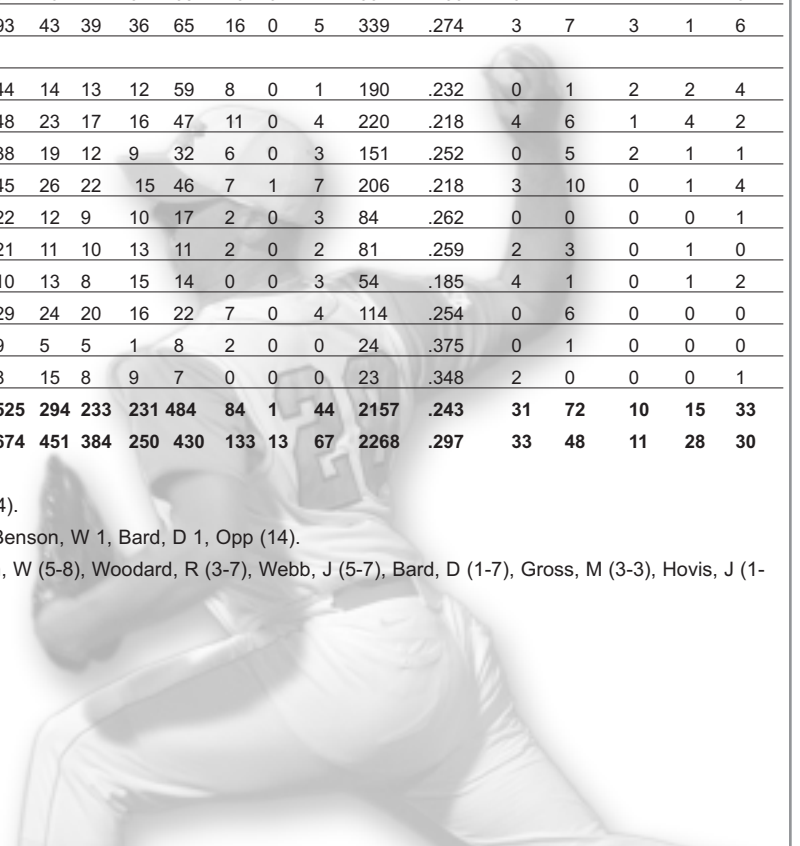
**PITCHING STATISTICS**

Player	ERA	W-L	APP	GS	CG	SHO/CBO	SV	IP	H	R	ER	BB	SO	2B	3B	HR	BF	B/AVG	WP	HBP	BK	SFA	SHA
Andrew Miller	2.93	6-3	18	15	1	0/2	0	89.0	64	40	29	48	88	10	0	5	317	.202	8	21	1	3	6
Daniel Bard	3.88	8-4	16	15	1	1/0	0	95.0	94	49	41	31	68	13	0	7	354	.266	5	11	1	1	6
Garry Bakker	3.90	5-5	16	16	1	1/3	0	90.0	93	43	39	36	65	16	0	5	339	.274	3	7	3	1	6
-----																							
Michael Gross	2.24	4-4	32	0	0	0/4	8	52.1	44	14	13	12	59	8	0	1	190	.232	0	1	2	2	4
Whitley Benson	2.61	5-1	30	3	0	0/1	1	58.2	48	23	17	16	47	11	0	4	220	.218	4	6	1	4	2
Jonathan Hovis	2.75	3-0	22	0	0	0/0	0	39.1	38	19	12	9	32	6	0	3	151	.252	0	5	2	1	1
Robert Woodard	3.49	8-2	25	6	0	0/1	1	56.2	45	26	22	15	46	7	1	7	206	.218	3	10	0	1	4
Kevin Brower	3.57	1-1	24	0	0	0/2	1	22.2	22	12	9	10	17	2	0	3	84	.262	0	0	0	0	1
Scott Senatore	4.35	0-0	26	0	0	0/2	1	20.2	21	11	10	13	11	2	0	2	81	.259	2	3	0	1	0
Bryan Phillips	4.70	0-0	11	0	0	0/0	0	15.1	10	13	8	15	14	0	0	3	54	.185	4	1	0	1	2
Adam Kalkhof	6.28	2-1	10	8	0	0/0	0	28.2	29	24	20	16	22	7	0	4	114	.254	0	6	0	0	0
Scott Manshack	8.44	0-0	4	1	0	0/0	0	5.1	9	5	5	1	8	2	0	0	24	.375	0	1	0	0	0
Bo Dickerson	14.40	1-0	7	0	0	0/0	0	5.0	8	15	8	9	7	0	0	0	23	.348	2	0	0	0	1
<b>Totals</b>	<b>3.62</b>	<b>43-21</b>	<b>64</b>	<b>64</b>	<b>3</b>	<b>7/5</b>	<b>12</b>	<b>578.2</b>	<b>525</b>	<b>294</b>	<b>233</b>	<b>231</b>	<b>484</b>	<b>84</b>	<b>1</b>	<b>44</b>	<b>2157</b>	<b>.243</b>	<b>31</b>	<b>72</b>	<b>10</b>	<b>15</b>	<b>33</b>
<b>Opponents</b>	<b>6.18</b>	<b>21-43</b>	<b>64</b>	<b>64</b>	<b>2</b>	<b>0/0</b>	<b>7</b>	<b>559.1</b>	<b>674</b>	<b>451</b>	<b>384</b>	<b>250</b>	<b>430</b>	<b>133</b>	<b>13</b>	<b>67</b>	<b>2268</b>	<b>.297</b>	<b>33</b>	<b>48</b>	<b>11</b>	<b>28</b>	<b>30</b>

**Passed Balls** - Team (13), Iannetta, C 8, Webb, J 4, Griffin, M 1, Opp (14).

**Pickoffs** - Team (20), Iannetta, C 9, Hovis, J 4, Bakker, G 3, Miller, A 2, Benson, W 1, Bard, D 1, Opp (14).

**SBA/ATT** - Iannetta, C (24-48), Miller, A (10-17), Bakker, G (3-9), Benson, W (5-8), Woodard, R (3-7), Webb, J (5-7), Bard, D (1-7), Gross, M (3-3), Hovis, J (1-2), Senatore, S (1-2), Brower, K (2-2).





# CAROLINA BASEBALL

## GARRY BAKKER (5-5, 3.90)

Date	Opponent	S/R	Dec.	IP	H	R	ER	BB	K
2/20	Seton Hall	S	-	5.0	7	3	3	2	5
2/27	Rice	S	L	4.1	9	4	4	4	5
3/7	St. Francis	S	W	6.0	5	0	0	2	4
3/13	California	S	W	7.0	4	0	0	2	6
3/20	Virginia	S	-	7.0	3	3	3	5	4
3/27	Florida State	S	L	2.2	8	7	6	3	2
4/3	Wake Forest	S	-	7.2	8	3	3	1	5
4/10	Georgia Tech	S	L	5.1	4	6	6	4	2
4/17	Clemson	S	W	7.0	7	0	0	2	5
4/24	Duke	S	L	6.1	5	3	1	1	6
5/8	Maryland	S	W	6.1	7	1	1	3	3
5/15	Miami	S	-	5.2	5	2	2	4	5
5/21	NC State	S	L	5.2	5	3	3	1	1
5/27	Maryland	S	W	9.0	5	0	0	0	8
6/4	Coastal Carolina	S	-	4.2	8	5	4	0	3
6/6	South Carolina	S	-	0.1	3	3	3	2	1

## DANIEL BARD (8-4, 3.88)

Date	Opponent	S/R	Dec.	IP	H	R	ER	BB	K
2/21	Seton Hall	S	W	5.1	4	2	2	1	7
2/28	Northwestern State	S	-	8.0	4	1	1	2	6
3/5	St. Francis	S	W	9.0	6	2	0	2	5
3/12	California	S	W	7.0	2	0	0	1	6
3/19	Virginia	S	-	6.2	4	3	2	2	8
3/26	Florida State	S	W	6.0	3	0	0	3	5
4/2	Wake Forest	S	W	6.2	9	6	4	4	2
4/9	Georgia Tech	S	W	7.0	6	5	5	2	5
4/16	Clemson	S	L	6.0	5	2	2	0	3
4/18	Clemson	R	L	1.0	3	2	2	1	0
4/23	Duke	S	W	7.0	8	3	3	1	6
5/7	Maryland	S	-	3.2	10	8	5	0	2
5/14	Miami	S	W	8.0	8	1	1	2	5
5/20	NC State	S	L	4.0	9	4	4	4	2
5/26	Clemson	S	-	4.0	8	6	6	2	2
6/5	South Carolina	S	L	5.2	5	4	4	4	4

## WHITLEY BENSON (5-1, 2.61)

Date	Opponent	S/R	Dec.	IP	H	R	ER	BB	K
2/20	Seton Hall	R	W	3.1	0	0	0	2	4
2/25	Gardner-Webb	R	-	1.0	1	1	0	0	0
2/29	Nebraska	R	-	3.2	3	1	0	0	2
3/6	St. Francis	R	-	1.0	1	0	0	0	0
3/9	UNC Asheville	R	-	1.0	1	0	0	1	2
3/14	California	R	-	1.0	1	0	0	1	1
3/16	Princeton	S	W	6.0	5	2	2	3	5
3/21	Virginia	R	-	0.1	0	0	0	0	0
3/23	Towson	S	W	6.0	3	1	1	0	3
3/27	Florida State	R	-	1.1	1	0	0	0	2
3/28	Florida State	R	-	0.2	1	0	0	1	1
4/2	Wake Forest	R	-	0.1	1	1	1	1	0
4/3	Wake Forest	R	S	3.2	0	0	0	0	6
4/10	Georgia Tech	R	-	0.2	2	2	0	1	0
4/11	Georgia Tech	R	-	2.0	3	3	3	0	2
4/14	Charlotte	R	-	1.0	0	0	0	0	1
4/16	Clemson	R	-	3.0	1	0	0	0	2
4/18	Clemson	R	-	1.2	1	0	0	0	0
4/23	Duke	R	-	1.1	1	0	0	0	3
4/24	Duke	R	-	0.1	1	0	0	0	1
5/5	UNC Greensboro	R	-	2.0	0	0	0	1	2
5/7	Maryland	R	W	2.0	1	0	0	0	2
5/8	Maryland	R	-	0.2	1	0	0	1	0
5/12	VCU	R	-	2.0	0	0	0	0	1
5/15	Miami	R	L	2.1	3	2	0	1	2
5/21	NC State	R	-	2.1	6	6	6	0	2
5/26	Clemson	R	-	1.2	4	0	0	0	0
5/28	Clemson	R	-	0.1	0	0	0	0	0
5/29	Florida State	S	-	1.2	4	4	4	2	0
6/5	The Citadel	R	-	4.1	2	0	0	1	3

## KEVIN BROWER (1-1, 3.57)

Date	Opponent	S/R	Dec.	IP	H	R	ER	BB	K
2/21	Seton Hall	R	-	2.0	1	0	0	1	1
2/25	Gardner-Webb	R	-	1.0	2	0	0	0	0
2/29	Nebraska	R	-	2.0	0	0	0	0	2
3/2	Appalachian State	R	-	2.0	0	0	0	0	4
3/7	St. Francis	R	-	1.0	0	0	0	1	1
3/10	High Point	R	-	2.1	1	1	1	1	0
3/14	California	R	-	0.1	1	0	0	1	1
3/14	California	R	-	0.2	3	3	1	1	0
3/17	Princeton	R	-	1.0	1	0	0	0	1
3/19	Virginia	R	-	0.2	0	0	0	0	1
3/21	Virginia	R	-	1.0	0	0	0	0	0
3/24	Towson	R	-	0.2	3	2	2	1	0
3/26	Florida State	R	-	2.0	1	1	1	0	2
3/28	Florida State	R	-	0.2	1	1	1	1	0
4/3	Wake Forest	R	W	0.1	0	0	0	1	0
4/7	Charlotte	R	-	1.0	1	1	0	1	1
4/11	Georgia Tech	R	L	0.2	4	3	3	0	0
4/18	Clemson	R	-	0.0	0	0	0	0	0
4/20	Elon	R	S	0.2	0	0	0	0	0
5/8	Maryland	R	-	0.2	0	0	0	0	0
5/9	Maryland	R	-	0.1	2	0	0	0	0
5/18	Davidson	R	-	1.0	1	0	0	1	2
5/26	Clemson	R	-	0.1	0	0	0	0	0
5/29	Florida State	R	-	0.1	0	0	0	0	1

## BO DICKERSON (1-0, 14.40)

Date	Opponent	S/R	Dec.	IP	H	R	ER	BB	K
2/22	Seton Hall	R	W	1.1	0	0	0	0	2
2/27	Rice	R	-	0.0	1	3	2	2	0
2/29	Nebraska	R	-	0.1	2	2	2	0	0
3/5	St. Francis	R	-	1.0	1	1	0	1	2
3/16	Princeton	R	-	1.1	3	6	3	4	2
3/23	Towson	R	-	1.0	0	0	0	0	1
3/26	Florida State	R	-	0.0	1	3	1	2	0

## MICHAEL GROSS (4-4, 8 SV, 2.24)

Date	Opponent	S/R	Dec.	IP	H	R	ER	BB	K
2/20	Seton Hall	R	-	2.0	2	0	0	0	1
2/22	Seton Hall	R	-	1.2	3	1	0	0	3
2/27	Rice	R	-	1.2	2	0	0	0	2
2/29	Nebraska	R	-	1.2	1	0	0	0	3
3/6	St. Francis	R	-	2.0	1	1	1	1	2
3/9	UNC Asheville	R	-	2.1	1	0	0	0	3
3/14	California	R	-	0.2	0	0	0	0	1
3/17	Princeton	R	-	1.0	0	0	0	0	1
3/19	Virginia	R	W	1.2	0	0	0	0	1
3/20	Virginia	R	W	1.2	0	0	0	0	3
3/24	Towson	R	S	1.1	1	0	0	1	3
3/26	Florida State	R	-	0.1	1	0	0	0	0
3/28	Florida State	R	W	2.1	4	0	0	0	4
4/2	Wake Forest	R	-	2.0	1	0	0	0	0
4/3	Wake Forest	R	S	1.0	0	0	0	0	1
4/9	Georgia Tech	R	-	2.0	3	2	2	2	2
4/14	Charlotte	R	-	1.0	2	1	1	0	0
4/17	Clemson	R	S	2.0	1	0	0	1	2
4/18	Clemson	R	-	0.2	0	0	0	1	0
4/21	UNC Greensboro	R	-	1.0	0	0	0	0	1
4/24	Duke	R	-	2.0	2	2	2	1	5
5/7	Maryland	R	S	1.0	1	0	0	0	1
5/8	Maryland	R	L	3.0	3	1	1	0	3
5/12	VCU	R	L	2.0	6	4	4	1	2
5/14	Miami	R	S	1.0	0	0	0	0	2
5/16	Miami	R	S	1.0	1	0	0	0	1
5/22	NC State	R	S	1.0	0	0	0	0	1
5/26	Clemson	R	L	1.0	2	1	1	1	0
5/28	Clemson	R	W	2.0	0	0	0	0	2
5/29	Florida State	R	L	2.2	3	1	1	3	2
6/5	The Citadel	R	S	2.1	0	0	0	1	3
6/6	South Carolina	R	-	4.0	3	0	0	1	4

## JONATHAN HOVIS (3-0, 2.75)

Date	Opponent	S/R	Dec.	IP	H	R	ER	BB	K
2/22	Seton Hall	R	-	0.2	2	1	0	1	0
3/2	Appalachian State	R	W	2.0	0	0	0	1	0
3/6	St. Francis	R	W	3.2	2	0	0	0	1
3/10	High Point	R	-	3.1	3	2	0	0	4
3/16	Princeton	R	-	1.2	1	0	0	0	3
3/21	Virginia	R	-	0.1	2	2	2	0	0
3/24	Towson	R	-	1.0	1	0	0	0	0
3/26	Florida State	R	-	0.2	1	0	0	0	1
3/27	Florida State	R	-	3.1	3	0	0	0	3
4/7	Charlotte	R	W	2.0	1	0	0	0	1
4/11	Georgia Tech	R	-	1.0	1	1	1	1	1
4/14	Charlotte	R	-	1.0	1	0	0	0	1
4/18	Clemson	R	-	0.1	0	0	0	0	0
4/20	Elon	R	-	1.0	0	1	1	2	0
4/23	Duke	R	-	0.2	2	3	3	0	2
5/7	Maryland	R	-	2.1	4	1	1	0	0
5/11	South Carolina	R	-	3.2	2	3	0	1	4
5/18	Davidson	R	-	2.0	2	1	0	0	3
5/20	NC State	R	-	3.0	3	1	1	1	1
5/28	Clemson	R	-	2.2	4	2	2	1	1
5/29	Florida State	R	-	0.2	1	0	0	0	0
6/5	South Carolina	R	-	2.1	2	1	1	1	4

## ADAM KALKHOF (2-1, 6.28)

Date	Opponent	S/R	Dec.	IP	H	R	ER	BB	K
2/22	Seton Hall	S	-	4.0	4	1	1	2	6
2/29	Nebraska	S	L	0.1	2	7	5	2	0
3/6	St. Francis	S	-	2.1	5	4	3	3	0
4/7	Charlotte	S	-	3.0	4	2	2	1	1
4/14	Charlotte	S	W	5.0	3	2	1	1	8
4/20	Elon	S	W	7.1	4	1	1	2	5
4/24	Duke	R	-	1.0	1	1	1	0	1
5/5	UNC Greensboro	S	-	1.0	4	2	2	0	0
5/12	VCU	S	-	4.0	2	4	4	5	0
5/20	NC State								



# CAROLINA BASEBALL



2004 GAME-BY-GAME BATTING

	Adams	Cook	Corrado	Cox	Daniel	Ellington	Griffin	Hewitt	Hubbard	Iannetta	Mangum	Massey	Moyer	Steed	Waggett	Webb	Younts
2/20 Seton Hall	2-0-1-0	2-1-1-0	3-0-0-0	DNP	2-0-1-0	1-0-1-0	DNP	5-0-0-0	5-2-2-1	3-1-0-0	6-0-2-1	DNP	3-0-0-1	DNP	DNP	4-0-0-0	2-0-0-0
2/21 Seton Hall	0-0-0-0	DNP	4-1-1-0	DNP	4-0-2-0	4-0-1-0	DNP	4-0-0-0	4-1-1-0	3-1-2-3	3-0-1-1	DNP	DNP	DNP	DNP	3-1-1-1	3-1-0-0
2/22 Seton Hall	DNP	1-1-1-0	2-1-0-0	4-1-1-0	3-0-0-0	4-1-2-3	1-1-1-1	5-1-3-1	4-1-1-1	4-2-1-0	4-1-2-2	1-0-0-0	1-0-0-0	DNP	DNP	5-1-2-1	1-0-0-0
2/25 Gardner-Webb	DNP	DNP	2-0-0-2	3-1-3-1	0-1-0-0	4-1-0-0	DNP	2-2-1-1	4-0-0-0	3-0-0-0	4-0-2-1	DNP	DNP	DNP	DNP	4-0-2-1	3-0-1-0
2/27 at Rice	1-0-1-0	1-0-0-0	2-1-0-0	3-0-0-0	1-0-0-0	3-0-1-0	DNP	4-0-0-0	2-0-0-1	4-0-0-0	3-1-1-0	1-0-0-0	1-0-1-1	1-0-0-0	DNP	2-0-0-0	3-0-0-0
2/28 vs. NW State	0-0-0-0	DNP	3-0-0-0	3-1-0-0	3-0-0-0	4-0-1-0	DNP	4-0-1-0	3-0-0-0	4-1-2-2	4-0-1-0	DNP	1-0-0-0	DNP	DNP	2-0-0-0	1-0-0-0
2/29 vs. Nebraska	2-0-0-0	5-1-2-0	3-0-0-0	1-0-0-0	1-0-0-0	2-0-1-2	1-0-0-0	4-0-1-0	4-1-1-0	3-1-2-1	5-0-0-0	2-0-0-0	4-1-2-1	DNP	DNP	DNP	0-0-0-0
<b>FEBRUARY AVERAGE:</b>	<b>.400</b>	<b>.444</b>	<b>.053</b>	<b>.286</b>	<b>.214</b>	<b>.318</b>	<b>.500</b>	<b>.214</b>	<b>.192</b>	<b>.292</b>	<b>.310</b>	<b>.000</b>	<b>.300</b>	<b>.000</b>	<b>--</b>	<b>.250</b>	<b>.077</b>

3/2 Appalachian State	2-0-1-1	0-1-0-0	4-1-1-0	3-1-1-1	1-0-0-0	1-0-0-0	DNP	DNP	4-1-1-3	3-1-2-2	4-1-2-0	2-0-0-0	3-1-1-0	2-1-1-1	DNP	4-0-0-0	0-0-0-0
3/5 St. Francis	2-1-0-1	3-3-2-3	3-1-1-2	5-4-4-1	1-0-1-0	DNP	1-0-0-0	5-1-0-0	3-1-1-1	4-1-2-3	5-2-2-0	DNP	1-0-0-0	2-0-0-0	DNP	5-1-1-1	2-0-1-0
3/6 St. Francis	DNP	0-1-0-0	0-0-0-0	4-3-3-2	6-1-4-4	4-2-2-4	1-0-0-0	5-2-0-1	6-4-5-8	5-4-4-1	3-2-1-0	0-0-0-0	1-0-0-0	4-2-1-0	DNP	3-1-1-1	3-0-1-1
3/7 St. Francis	3-1-2-2	3-1-2-1	3-0-0-0	2-1-1-1	1-0-0-0	DNP	DNP	2-0-0-0	4-1-1-1	3-1-0-0	4-0-1-0	DNP	DNP	DNP	DNP	3-0-0-0	0-0-0-0
3/9 UNC Asheville	0-0-0-0	1-0-0-0	3-1-1-0	3-0-0-0	3-1-1-3	3-0-1-0	DNP	4-2-2-1	3-1-1-1	4-0-1-0	3-0-1-0	DNP	1-0-0-0	0-0-0-0	DNP	3-1-2-0	1-0-0-0
3/10 High Point	2-1-1-2	1-0-1-0	0-0-0-0	4-0-1-0	3-2-1-0	4-1-1-0	DNP	4-0-0-0	5-2-2-2	4-0-1-2	4-2-1-0	1-0-0-0	1-0-0-0	0-1-0-0	DNP	3-0-0-0	2-0-1-0
3/12 California	1-0-0-0	DNP	3-0-1-0	4-1-1-0	3-0-1-0	3-0-1-0	DNP	2-0-1-0	2-0-1-1	4-0-1-0	4-0-1-0	DNP	DNP	DNP	DNP	4-0-0-0	DNP
3/13 California	0-0-0-0	1-0-0-0	3-0-0-0	4-1-2-0	3-0-1-0	4-0-1-0	DNP	DNP	4-0-1-1	1-1-1-2	3-2-3-0	3-0-0-0	DNP	1-0-0-0	DNP	4-0-1-1	0-0-0-0
3/14 California	1-0-0-0	1-0-0-0	2-0-0-0	4-0-0-1	3-1-2-0	5-0-1-0	DNP	4-1-1-0	2-1-1-0	4-1-1-2	4-0-0-0	DNP	0-0-0-0	0-0-0-0	DNP	2-0-2-1	DNP
3/16 Princeton	4-1-2-1	2-0-1-0	1-0-0-0	3-0-1-1	DNP	2-1-1-2	1-0-0-0	2-1-0-1	4-2-3-3	5-1-1-1	5-3-1-0	0-0-0-0	1-1-0-0	4-2-0-1	DNP	3-2-1-2	DNP
3/17 Princeton	4-2-3-2	4-3-3-1	2-0-0-1	2-0-0-0	3-1-1-1	DNP	DNP	5-0-2-1	3-2-1-1	4-0-1-3	2-2-0-0	1-0-0-0	2-0-0-0	1-0-1-0	DNP	3-2-2-0	DNP
3/19 at Virginia	5-1-2-0	6-0-2-2	2-0-1-1	4-2-2-0	DNP	DNP	DNP	4-0-1-0	3-0-0-1	4-0-1-0	4-0-0-0	DNP	1-0-0-0	1-1-1-0	DNP	5-1-1-0	DNP
3/20 at Virginia	DNP	1-0-0-0	3-0-0-0	3-2-2-0	4-1-1-0	3-0-0-0	DNP	3-1-0-1	4-1-1-2	3-1-2-3	5-2-3-0	DNP	DNP	0-0-0-0	DNP	3-0-1-0	DNP
3/21 at Virginia	3-0-0-0	3-0-0-0	0-0-0-0	4-0-0-0	DNP	1-0-1-0	DNP	4-1-2-2	4-0-0-0	3-1-1-0	4-0-1-0	0-0-0-0	2-0-0-0	1-0-0-0	DNP	2-0-1-0	DNP
3/23 Towson	1-0-0-0	1-0-0-0	2-0-1-1	4-1-2-0	3-1-0-0	3-1-1-0	1-1-1-3	3-2-1-2	2-1-1-2	3-1-2-1	3-1-2-1	1-1-1-0	0-0-0-0	3-0-2-0	DNP	4-4-3-4	1-0-0-0
3/24 Towson	0-0-0-0	1-0-0-0	3-0-0-0	1-1-0-0	1-0-0-0	3-2-1-2	DNP	3-0-3-2	3-1-1-0	3-2-1-0	4-0-0-0	0-0-0-0	1-0-0-0	1-0-0-0	3-0-0-0	4-0-1-1	1-1-1-0
3/26 Florida State	3-0-1-0	5-2-3-2	0-0-0-0	4-1-2-1	1-0-1-0	DNP	DNP	3-1-2-2	4-2-3-1	4-2-1-3	5-0-1-0	DNP	1-0-0-0	3-1-1-0	0-0-0-0	4-1-2-1	0-0-0-0
3/27 Florida State	DNP	1-0-0-0	0-0-0-0	5-1-1-1	4-1-1-0	4-1-2-0	DNP	4-0-1-0	4-1-2-2	4-1-1-0	3-0-0-0	DNP	DNP	3-1-2-1	DNP	4-0-0-0	0-0-0-0
3/28 Florida State	0-0-0-0	0-1-0-0	2-0-0-1	4-2-1-0	2-0-0-0	5-1-3-3	DNP	5-2-0-0	5-2-2-3	4-3-3-0	4-0-0-0	DNP	DNP	2-0-1-0	1-0-0-0	3-1-1-1	1-0-0-1
<b>MARCH AVERAGE:</b>	<b>.387</b>	<b>.412</b>	<b>.167</b>	<b>.358</b>	<b>.357</b>	<b>.356</b>	<b>.250</b>	<b>.258</b>	<b>.406</b>	<b>.391</b>	<b>.274</b>	<b>.125</b>	<b>.067</b>	<b>.357</b>	<b>.000</b>	<b>.303</b>	<b>.364</b>

4/2 at Wake Forest	1-0-0-0	4-1-1-0	DNP	2-1-0-0	0-0-0-0	1-0-0-0	DNP	4-1-1-0	5-1-1-5	4-2-2-1	4-2-3-1	DNP	DNP	4-0-2-2	4-0-0-0	4-1-2-0	0-0-0-0
4/3 at Wake Forest	0-0-0-0	DNP	DNP	2-0-1-0	5-0-1-1	5-2-3-0	DNP	5-2-2-2	5-0-0-0	4-1-2-2	4-1-0-0	DNP	DNP	5-1-1-1	0-0-0-0	4-0-2-1	DNP
4/4 at Wake Forest	0-0-0-0	DNP	5-1-1-0	DNP	3-1-1-1	4-0-0-0	0-0-0-0	4-2-1-1	5-2-2-2	5-2-3-1	5-1-2-2	DNP	DNP	4-0-0-0	3-1-2-2	0-1-0-0	0-0-0-0
4/7 Charlotte	1-0-0-0	2-1-0-0	0-0-0-0	3-0-2-3	1-1-1-0	1-0-0-0	0-0-0-0	3-2-2-4	3-3-1-0	4-2-2-4	4-1-2-0	2-1-1-0	1-0-1-1	4-1-0-0	4-0-0-0	DNP	1-0-0-0
4/9 at Georgia Tech	0-0-0-0	DNP	0-0-0-0	3-2-2-3	4-1-1-0	3-0-2-0	DNP	5-0-1-0	5-0-1-0	3-1-1-4	5-3-2-0	DNP	DNP	3-1-0-0	4-1-2-1	DNP	DNP
4/10 at Georgia Tech	DNP	DNP	3-0-0-0	5-2-2-1	4-0-1-0	4-0-1-1	DNP	3-0-0-0	4-1-2-1	3-0-2-0	5-1-2-0	DNP	DNP	4-0-0-0	DNP	1-0-0-0	DNP
4/11 at Georgia Tech	0-0-0-0	3-2-2-0	0-0-0-0	4-1-2-1	1-0-0-0	1-0-0-0	DNP	5-1-1-3	4-1-1-2	4-0-1-1	5-1-3-0	DNP	4-0-1-1	2-1-0-0	3-1-1-0	DNP	DNP
4/14 at Charlotte	DNP	DNP	0-0-0-0	3-0-0-0	4-3-2-0	3-0-0-0	DNP	4-2-1-1	4-1-1-1	4-0-1-1	5-0-1-1	DNP	2-0-0-0	3-0-0-0	0-0-0-0	DNP	3-2-3-4
4/16 Clemson	DNP	4-0-2-0	1-0-1-0	3-0-1-0	DNP	1-0-0-0	DNP	2-0-0-0	4-0-1-0	5-0-0-0	4-0-1-0	DNP	1-0-0-0	2-0-0-0	3-1-0-0	DNP	DNP
4/17 Clemson	0-1-0-0	2-0-1-0	4-1-2-0	4-0-2-1	1-0-0-0	1-0-0-0	DNP	DNP	4-0-2-2	2-2-0-0	5-0-2-1	DNP	3-0-1-0	4-0-1-0	2-0-0-0	DNP	0-0-0-0
4/18 Clemson	1-0-0-0	3-0-0-0	4-0-0-0	4-1-1-0	2-0-1-0	2-0-0-0	DNP	DNP	4-0-3-1	3-0-1-0	4-0-0-0	1-0-0-0	1-0-1-0	3-0-1-1	2-0-1-0	DNP	2-0-0-0
4/20 Elon	2-0-0-0	1-0-0-0	0-0-0-0	2-0-0-0	2-0-0-0	DNP	DNP	DNP	4-1-2-0	3-1-2-0	3-0-1-1	3-1-1-1	3-0-1-0	2-0-1-0	0-0-0-0	DNP	4-0-2-0
4/21 UNC Greensboro	4-2-2-1	DNP	1-0-0-0	3-1-1-1	DNP	4-1-1-1	0-0-0-0	2-1-1-0	4-1-1-1	4-1-1-3	3-1-0-0	0-0-0-0	DNP	1-1-0-0	1-0-0-0	DNP	4-1-1-2
4/23 at Duke	4-0-1-0	3-2-2-0	1-0-0-0	2-0-0-0	DNP	2-1-1-2	DNP	5-0-2-4	4-0-2-3	5-2-1-1	4-3-1-0	DNP	4-2-2-0	4-1-1-1	3-0-1-0	DNP	DNP
4/24 at Duke	3-0-1-0	DNP	DNP	1-0-0-0	3-0-1-0	4-0-0-0	DNP	4-0-0-0	4-1-1-2	2-1-0-0	5-0-1-0	DNP	0-0-0-0	4-0-0-0	0-0-0-0	DNP	3-0-1-0
4/25 at Duke	0-1-0-0	1-0-0-0	2-0-0-0	4-1-1-1	1-0-0-0	3-1-2-1	1-0-0-0	3-3-2-4	4-3-3-1	5-1-1-3	6-1-2-0	DNP	4-1-1-1	3-1-2-2	1-0-0-0	DNP	5-1-3-1
<b>APRIL AVERAGE:</b>	<b>.235</b>	<b>.333</b>	<b>.190</b>	<b>.333</b>	<b>.281</b>	<b>.256</b>	<b>.000</b>	<b>.286</b>	<b>.358</b>	<b>.333</b>	<b>.324</b>	<b>.333</b>	<b>.333</b>	<b>.188</b>	<b>.206</b>	<b>.500</b>	<b>.435</b>

5/5 at UNC Greensboro	0-0-0-0	2-0-0-0	0-0-0-0	3-2-2-1	1-0-0-1	3-0-1-1	DNP	5-1-1-1	5-1-1-3	5-1-3-1	5-2-2-1	DNP	4-1-1-0	4-0-0-0	1-0-1-0	DNP	3-2-2-0
5/7 Maryland	1-0-0-0	DNP	0-1-0-0	4-0-1-0	0-0-0-0	3-1-1-0	DNP	5-0-1-1	5-0-3-1	5-2-2-3	5-3-4-0	DNP	4-2-2-1	3-1-1-1	1-0-0-0	DNP	3-1-1-2
5/8 Maryland	1-0-0-0	DNP	DNP	3-3-2-0	2-1-1-0	2-0-0-0	DNP	4-0-0-0	3-0-1-2	5-1-4-3	4-1-0-0	DNP	3-0-0-0	4-0-1-0	4-0-1-0	DNP	4-1-2-1
5/9 Maryland	0-0-0-0	0-0-0-0	0-0-0-0	5-0-1-0	3-0-1-0	1-0-0-0	DNP	5-0-1-0	4-0-2-0	5-1-1-0	4-0-2-0	DNP	4-0-1-0	4-0-1-0	DNP	DNP	4-0-0-0
5/11 South Carolina	DNP	DNP	2-0-1-0	3-1-0-0	3-2-3-2	2-0-0-0	0-0-0-0	3-1-2-2	4-0-0-0	3-0-0-0	4-0-0-0	1-0-0-0	2-0-0-0	2-0-0-0	DNP	0-0-0-0	4-0-0-0
5/12 VCU	DNP	2-1-1-2	1-0-0-0	4-1-0-0	5-0-0-0	1-0-0-0	DNP	4-1-1-1	4-0-1-1	4-0-1-0	3-1-1-0	3-1-1-0	1-0-0-0	DNP	DNP	0-0-0-0	5-1-1-2
5/14 at Miami	DNP	3-0-0-0	1-0-0-0	2-1-0-0	DNP	1-0-0-0	DNP	2-0-1-0	4-2-2-1	3-1-0-0	4-0-1-0	0-0-0-0	3-0-2-3	4-0-1-0	DNP	0-0-0-0	4-0-0-0
5/15 at Miami	DNP	DNP	3-0-0-0	DNP	4-1-1-0	4-0-1-0	DNP	0-0-0-0	3-0-2-2	3-0-0-0	3-2-0-0	0-0-0-0	4-0-0-0	4-0-1-0	DNP	0-0-0-0	3-0-1-0
5/16 at Miami	3-0-0-0	3-0-1-0	0-0-0-0	DNP	0-0-0-0	1-0-0-0	DNP	3-1-0-0	2-0-1-0	3-1-0-0	4-0-1-0	DNP	4-0-2-1	2-0-0-0	DNP	4-0-0-0	0-0-0-0
5/18 Davidson	0-0-0-0	1-0-0-0	0-0-0-0	2-0-0-1	3-2-2-0	1-0-0-0	1-1-1-0	2-0-0-0	4-0-1-0	4-1-1-3	4-1-1-0	1-0-0-0	3-1-1-				



# CAROLINA BASEBALL

CAROLINA BASEBALL THROUGH THE YEARS



The Tar Heels were off to Omaha in 1966 for the second College World Series appearance in school history.

**1867:** The Tar Heels played their first recorded game, routing an all-star team from Raleigh, 34-17.

**1891:** Baseball returned to Carolina after 23 years and UNC was 1-2 against collegiate competition.

**1921:** Manly Lewellyn recorded 11 straight victories to lead the Tar Heels to the first of three consecutive state titles.

**1932:** Bunn Hearn returned to coach the Tar Heels, remaining as head coach for 15 seasons and compiling a 214-133-2 record along the way.

**1933:** Carolina won the first of six Southern Conference titles in the Hearn era. Hearn's teams would also win a pair of Ration League titles in 1943 and 1945.

**1934:** The Tar Heels recorded the best winning percentage in school history as they were victorious in 21 of 23 games (.913).

**1947:** Walter Rabb took over the program after Hearn suffered a stroke. Hearn remained at Carolina for another 10 years, but Rabb is credited as being the head coach during that time.

**1948:** Kenny Black hit .337 and Vinnie DiLorenzo won nine games to lead Carolina to its first NCAA Tournament. The Tar Heels traveled to Kalamazoo, Mich., for the Eastern Regional where they defeated Illinois and lost to Yale and Lafayette.

**1954:** The Atlantic Coast Conference, formed in May 1953, conducted its first baseball championship season. The Tar Heels placed fifth with a 7-8 league record.

**1957:** Walter Rabb was officially named head coach, although he is credited for all wins and losses since 1947 when he, in effect, took over the program following Coach Hearn's stroke.

**1960:** Carolina went 22-7, won its first ACC title and advanced to its first-ever College World Series. The Tar Heels were defeated in the CWS by Minnesota and Oklahoma State.

**1964:** Walter Rabb was named ACC Coach of the Year after the Tar Heels posted a spotless 14-0 ACC record to win their second league title. All-America pitcher Bill Haywood was 10-1 and leading hitter Ken Willard hit 11 home runs with 40 RBI. No other team in ACC baseball history has ever been undefeated in conference play.

**1966:** Two-sport star Danny Talbott hit .395 to lead the Tar Heels to their second College World Series appearance. Charlie Carr led the team with a .397 average and

relief ace George McRae was 4-0 with a 1.71 ERA.

**1967:** Garry Hill won all eight of his decisions and allowed just seven earned runs in 89 innings for a 0.70 ERA, the third-best single-season mark in ACC history.

**1968:** Dave Lemonds went 7-1 with a 1.49 ERA and 96 strikeouts and was named National Player of the Year by The Sporting News.

**1970:** Eddie Hill, a first-team All-ACC first baseman in 1968 and 1969, was ACC Player of the Year, batting .357 and pitching his way to a 5-1 record and 1.07 ERA.

**1972:** Carolina played its first game at the new Boshamer Stadium on March 21, 1972, a 3-2 win over High Point in the season opener. Mike Roberts earned first-team All-ACC honors for the third consecutive season.

**1977:** Walter Rabb retired as head coach following the season, ending a 31-year career which produced a 540-358-9 record, four ACC championships and two trips to the College World Series.

**1978:** Rookie coach Mike Roberts guided the Tar Heels to a 38-17 season and third-place finish at the College World Series. The Tar Heels won the South Regional at Auburn, Ala., and split four contests in Omaha, losing to eventual national champion Southern California 3-2. ACC Player of the Year Greg Norris was 14-2 with a 1.75 ERA and 118 strikeouts and finished the regular season with a no-hitter vs. East Tennessee State.

**1979:** Jim Atkinson, an All-ACC selection in 1977 and 1978, hit .359 with 16 home runs and 52 RBI and to earn ACC Player of the Year honors.

**1980:** Scott Bradley became the third Tar Heel in as many years to be named the ACC Player of the Year, batting .386 with 10 homers and 63 RBIs. Bradley hit .351 during his three-year career and was an All-America choice in 1980 and 1981. The Tar Heels won the ACC regular-season title for the first time since 1969.

**1982:** Pete Kumiega's suicide squeeze bunt scored the winning run in the 12th inning of the ACC Tournament Championship Game, giving the Heels a 3-2 win over Virginia.

**1983:** Scott Bankhead won all nine of his decisions, and Carolina won 40-plus games for the first time in

history. The 42-10 Tar Heels placed six players on the All-ACC team and won the ACC Tournament for the second straight year.

**1984:** Scott Bankhead went 11-0 and struck out 124, and catcher B.J. Surhoff hit .400 with 27 extra-base hits and 53 RBI in leading the Tar Heels to regular-season and tournament ACC titles. Carolina set a then-school record with 44 wins and Bankhead and Surhoff each earned first-team All-America honors. Surhoff set single-season UNC standards with 98 base hits and 65 runs scored. Bankhead and Surhoff also competed on the U.S. Olympic baseball team. Bankhead was the 16th choice of the Kansas City Royals in the June amateur draft.

**1985:** B.J. Surhoff became the first and only Carolina player to be named first-team All-America in consecutive years following a .388 campaign in which he hit 14 homers and drove in 57 runs. Walt Weiss batted .351 and earned first-team ACC honors. The Milwaukee Brewers selected B.J. Surhoff as the No. 1 pick in the draft. Walt Weiss was the 11th pick in the first round by Oakland.

**1987:** Outfielder Devy Bell set an ACC career record with 57 home runs.

**1989:** John Thoden won 12 games and Jesse Levis hit .341 to lead the Tar Heels to a 41-18-1 record, ACC regular-season title and College World Series berth. Carolina defeated second-ranked Mississippi State twice on the Bulldogs' home field to win the South Regional championship. Thoden, a Baseball America third-team All-America selection, was 12-1 with a 2.45 ERA and earned MVP honors at the South Regional. Michael Hoog's com-



All-America Steve Estroff led UNC to the ACC title and a school-record 51 wins in 1990.



## CAROLINA'S RETIRED JERSEYS



### #9 B.J. SURHOFF

In addition to being named national Player of the Year in 1985, Surhoff is the only player in UNC history to earn first-team All-America honors in consecutive seasons. He won the 1985 Anthony J. McKevlin Award as the ACC's top athlete that year.

plete game, 2-1 victory over MSU in the regional semifinals typified the entire season—terrific pitching and timely hitting. Mike Roberts was named the ACC and Atlantic Region Coach of the Year. Levis led the team in eight offensive categories, was a third-team All-America and was drafted in the fourth round by the Cleveland Indians.

**1990:** The Tar Heels won a school-record 51 games, captured the ACC regular season and tournament championships and entered the NCAA Tournament as the top seed at the Northeast Regional. Michael Hoog set UNC career records in wins (30), starts (60), innings (390) and strikeouts (289). Steve Estroff hit .389 with 15 home runs and 73 RBI and was a Baseball America second-team All-America, and shortstop Ron Maurer set a UNC record with a 31-game hitting streak. Jim Dougherty went 12-2 with a 1.71 ERA and Paul Shuey earned Freshman All-America honors with an 8-1 record and eight saves. Carolina set an ACC record March 3 by scoring 19 runs in the fifth inning in a 23-0 win over Seton Hall.

**1992:** Paul Shuey was the second overall pick in the draft when the Cleveland Indians selected him in the first round.

**1993:** Carolina won a school-record 30 games at home, and advanced to the finals of the NCAA Central I Regional. Thad Chrismon tied for first in the nation with an ACC-record 18 saves and was named first-team All-America by Collegiate Baseball. Chad Holbrook finished his career with UNC's highest career totals in hits, stolen bases, triples, games played and at bats. Head coach Mike Roberts earned his 600th career win on May 22 when UNC defeated Miami, 3-1.

**1994:** DH Cookie Massey was a second-team All-America selection by the NCBWA, the ABCA and Collegiate Baseball and named first-team All-ACC.

**1995:** Carolina earned a No. 3 seed in the NCAA Tournament's Atlantic II Regional in Coral Gables, Fla. Sean Murphy set the UNC record for strikeouts in a season with 125. Thad Chrismon received All-ACC honors for the third consecutive year. Chrismon finished his career leading both the ACC and UNC with 141 career appearances and 41 saves.

**1996:** First baseman Mike Stoner was named first-team All-ACC. Mike Roberts earned his 700th career victory in a win over Georgia Tech on April 21.

**1997:** Brian Roberts was named the national Freshman of the Year and set school records with a .427 batting average, 102 hits, 24 doubles and 47 stolen bases.

## #22 DAVE LEMONDS

Lemons was named National Player of the Year by *The Sporting News* in 1968 after compiling a 7-1 record with a 1.49 ERA. His jersey was officially retired in a ceremony prior to the April 13, 1996 game versus Clemson.



**1998:** Carolina reached the finals of the NCAA Tournament Atlantic I Regional before losing to No. 1-ranked Miami. Brian Roberts was named UNC's first ACC Player of the Year after batting .353 with 13 home runs, 49 RBI and 63 stolen bases, a total that led the nation. Jarrett Shearin joined Roberts on the first-team All-ACC squad after hitting .346 with 14 homers, 68 RBI and 28 steals. Derrick DePriest set a school record and led the ACC with 44 pitching appearances, going 7-3 with a 3.15 ERA. The season marked the final campaign in Mike Roberts' 21 years as UNC's head coach.

**1999:** Under new head coach Mike Fox, Carolina made its fifth NCAA Tournament appearance of the 1990s. UNC began the season with the best start in school history, 22-2, which included a Carolina-record 16-game winning streak. Carolina peaked at No. 3 in Baseball America's national rankings, also a Tar Heel record, during the strong start. The Heels were led by one of the nation's finest pitching staffs (team ERA of 3.73 ranked eighth nationally), including weekend starters Mike Bynum, Ryan Snare and Kyle Snyder, as well as reliever Derrick DePriest, who posted the nation's lowest ERA (1.71). Snyder and Bynum were both first-round draft picks in the Major League Baseball Draft. Jarrett Shearin finished his career ranked No. 1 in runs, doubles, RBI and hits in the UNC record book. Tyrell Godwin and Dan Moylan earned first-team All-ACC honors.

**2000:** One year after getting off to its best start in school history, Carolina eclipsed that with a UNC-record 21-game winning streak to open 2000. The Tar Heels went on to post a 46-17 record, their third consecutive 40-win season and the second most victories in school history. The Tar Heels peaked at an all-time-high No. 2 in the Collegiate Baseball and Baseball Weekly polls and earned their third consecutive NCAA Tournament berth. Adam Greenberg earned Freshman All-America honors and was named the ACC Rookie of the Year. Five Tar Heels were named either first- or second-team All-ACC, including Derrick DePriest and Tyrell Godwin, who were also

both All-America selections. Seven Tar Heels were selected in the MLB Draft, including Godwin, who was a first-round supplemental pick of the Texas Rangers.

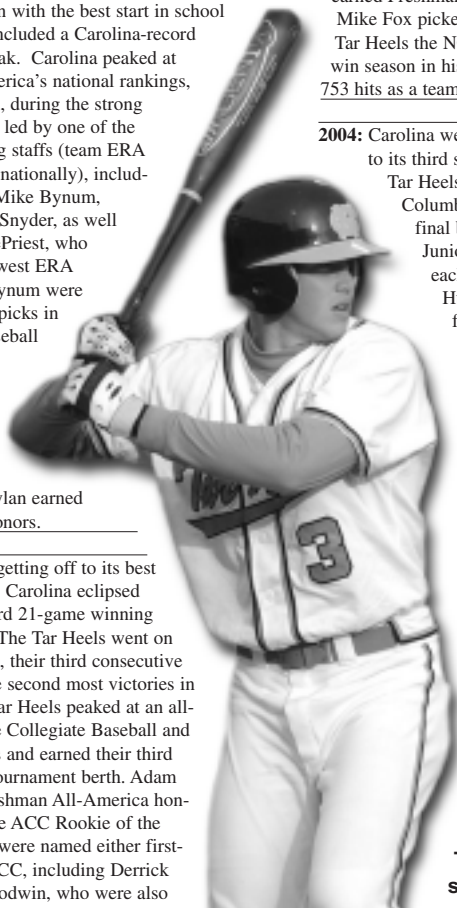
**2001:** UNC failed to win at least 40 games and earn an NCAA Tournament bid for the first time since 1997. Second baseman Russ Adams (first-team) and utility player Jason Howell (second-team) were named All-ACC. Adams was the first UNC second baseman to earn first-team All-ACC honors since Roy Clark did so in 1979. Head coach Mike Fox earned his 100th win at Carolina on March 9, becoming the fastest Tar Heel coach to reach the 100-win plateau.

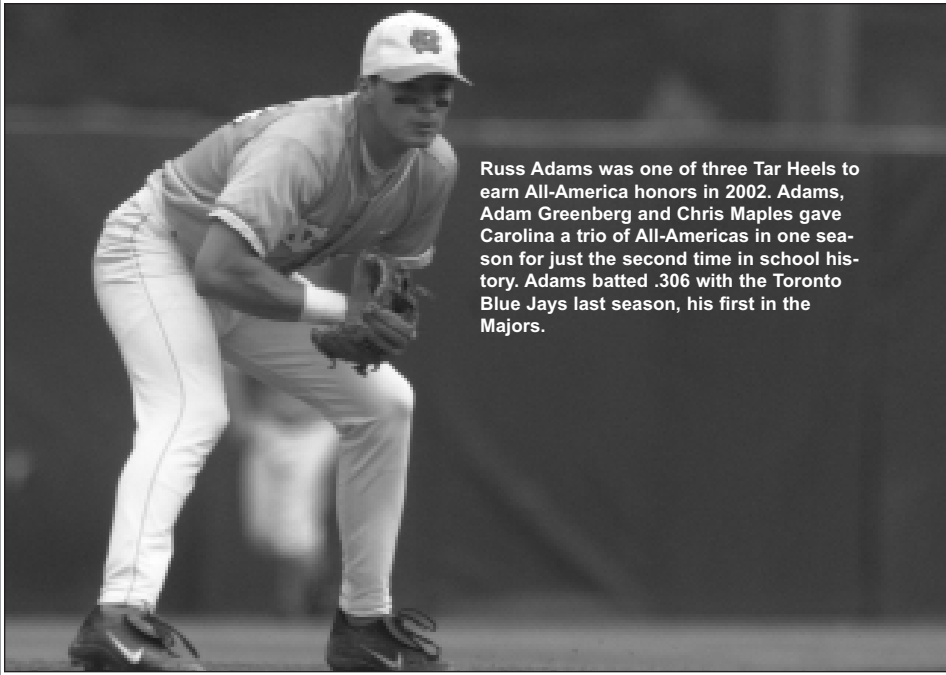
**2002:** Carolina finished a record-setting 2002 season 43-21, 17-7 in the ACC, its highest league finish since 1990. Adam Greenberg and Chris Maples earned first-team All-ACC honors. Maples established new single-season school records for extra-base hits (48), total bases (190) and at bats (274) and his 23 home runs and 24 doubles were each just one shy of matching school records. His 79 RBIs were just two shy of the school record of 81 set in 1985. Greenberg became UNC's career leader with 17 triples. Maples, Greenberg and Russ Adams all earned All-America honors, marking just the second time in school history that three Tar Heels were so honored. As a team, the Tar Heels had a record-setting season at the plate, establishing new school records for batting average (.325), hits (752), doubles (153), home runs (108), runs (541), extra-base hits (279), total bases (1265), runs batted in (491), slugging percentage (.546).

**2003:** The Tar Heels (42-23) swept to a win at the NCAA Starkville Regional for their first Regional title since 1989. Jeremy Cleveland had one of the finest seasons in school history, batting .410 and setting a school record with 103 hits. He earned first-team All-ACC and All-America honors. Seniors Sean Farrell and Chad Prosser wrapped their Carolina careers with second-team All-ACC honors, as did Ryan Blake. Prosser and Farrell ended the season ranked first and second in career hits at Carolina. On the mound, freshman Adam Kalkhof went 7-2 with a 4.26 ERA and earned Freshman All-America accolades. Head coach Mike Fox picked up his 200th win at UNC and led the Tar Heels the NCAA Tournament and their fourth 40-win season in his five years. The Tar Heels also tallied 753 hits as a team, eclipsing the school record set in 2002.

**2004:** Carolina went 43-21 and 14-10 in the ACC en route to its third straight NCAA Tournament berth. The Tar Heels were once again sent to the NCAA Columbia Regional and reached the Regional final before falling to the host Gamecocks. Juniors Marshall Hubbard and Chris Iannetta each captured All-America honors, with Hubbard picking up first-team accolades from USA Today Sports Weekly. He also set a single-season school record with 83 RBI. Iannetta was a finalist for the Johnny Bench Award, presented annually to the nation's top catcher. Rookie hurlers Daniel Bard, Andrew Miller and Robert Woodard led the Tar Heels on mound and earned 22 of the team's 43 wins. Bard (8-4, 3.88) was named ACC Freshman of the Year and both Bard and Miller (6-3, 2.93) were named Baseball America's All-Freshman Team. Senior closer Michael Gross earned eight saves to lead the veteran bullpen.

**Jeremy Cleveland led Carolina to the 2003 NCAA Starkville Regional title, its first since 1989 and first under head coach Mike Fox. UNC has been to the NCAA Tournament for three straight seasons.**





Russ Adams was one of three Tar Heels to earn All-America honors in 2002. Adams, Adam Greenberg and Chris Maples gave Carolina a trio of All-Americans in one season for just the second time in school history. Adams batted .306 with the Toronto Blue Jays last season, his first in the Majors.

**RUSS ADAMS, SS/3B/2B**

1ST, BASEBALL AMERICA (2002) • 3RD, NCBWA (2002)

Year	AVG.	G	AB	R	H	2B	3B	HR	RBI
2000	.322	50	143	26	46	7	1	0	19
2001	.331	57	239	52	79	13	2	1	41
2002	.370	63	254	75	94	20	3	7	55
<b>Totals</b>	<b>.344</b>	<b>170</b>	<b>636</b>	<b>153</b>	<b>219</b>	<b>40</b>	<b>6</b>	<b>8</b>	<b>115</b>

**SCOTT BANKHEAD, P**

3RD, ABCA (1983) • 1ST, ABCA (1984)  
1ST, BASEBALL AMERICA (1984)

Year	ERA	W-L	Sv	G/GS	IP	H	BB	K
1982	4.11	4-3	0	11/11	61.1	58	32	48
1983	2.38	9-0	0	11/11	75.2	54	22	85
1984	1.50	11-0	0	14/14	96.0	65	29	124
<b>Totals</b>	<b>2.47</b>	<b>24-3</b>	<b>0</b>	<b>36/36</b>	<b>233.0</b>	<b>177</b>	<b>83</b>	<b>257</b>

**SCOTT BRADLEY, C/3B**

2ND, ABCA (1980) • 3RD, ABCA (1981)

Year	AVG.	G	AB	R	H	2B	3B	HR	RBI
1979	.309	49	204	28	53	11	3	2	31
1980	.386	56	249	59	96	22	2	10	63
1981	.352	51	216	42	76	11	2	12	50
<b>Totals</b>	<b>.336</b>	<b>156</b>	<b>669</b>	<b>129</b>	<b>225</b>	<b>44</b>	<b>7</b>	<b>24</b>	<b>144</b>

**EMMETT CHEEK, C**

1ST, ABCA (1948)

STATISTICS UNAVAILABLE

**THAD CHRISMON, P**

1ST, COLLEGIATE BASEBALL (1993)  
2ND, COLLEGIATE BASEBALL (1994)

Year	ERA	W-L	Sv	G/GS	IP	H	BB	K
1992	3.34	8-3	1	32/5	113.1	109	46	70
1993	2.93	5-3	18	38/1	89.0	66	25	95
1994	2.37	6-2	10	35/0	64.2	46	23	53
1995	2.86	7-4	12	36/0	63.0	60	20	61
<b>Totals</b>	<b>2.95</b>	<b>26-12</b>	<b>41</b>	<b>141/6</b>	<b>330.0</b>	<b>281</b>	<b>114</b>	<b>279</b>

**JEREMY CLEVELAND, OF**

2ND, COLLEGIATE BASEBALL (2003)

Year	AVG.	G	AB	R	H	2B	3B	HR	RBI
2001	.277	55	202	38	56	10	0	2	34
2002	.333	51	171	32	57	11	0	10	31
2003	.410	65	251	74	103	20	1	19	65
<b>Totals</b>	<b>.346</b>	<b>171</b>	<b>624</b>	<b>144</b>	<b>216</b>	<b>41</b>	<b>1</b>	<b>31</b>	<b>130</b>

**MANNY DASILVA, C**

2ND, COLLEGIATE BASEBALL (1994)

Year	AVG.	G	AB	R	H	2B	3B	HR	RBI
1992	.293	49	164	39	48	14	0	5	30
1993	.339	62	224	45	76	12	3	15	66
1994	.399	55	233	61	93	12	1	14	46
<b>Totals</b>	<b>.349</b>	<b>166</b>	<b>621</b>	<b>145</b>	<b>217</b>	<b>38</b>	<b>4</b>	<b>34</b>	<b>142</b>

**DERRICK DEPRIEST, P**

2ND, NCBWA (2000) • 3RD, COLLEGIATE BASEBALL (2000)

Year	ERA	W-L	Sv	G/GS	IP	H	BB	K
1997	5.92	1-0	0	9/4	24.1	30	6	13
1998	3.15	7-3	7	44/1	114.1	112	35	76
1999	1.71	7-6	7	36/1	73.2	73	22	72
2000	2.89	4-5	12	35/1	74.2	69	31	66
<b>Totals</b>	<b>2.95</b>	<b>19-14</b>	<b>26</b>	<b>124/7</b>	<b>285.6</b>	<b>284</b>	<b>94</b>	<b>227</b>

**STEVE ESTROFF, 1B**

2ND, BASEBALL AMERICA (1990)

Year	AVG.	G	AB	R	H	2B	3B	HR	RBI
1988	.204	25	49	9	10	1	1	2	9
1989	.268	47	138	20	37	10	0	3	18
1990	.389	63	229	51	89	20	3	15	73
1991	.273	42	154	20	42	14	0	2	25
<b>Totals</b>	<b>.312</b>	<b>177</b>	<b>570</b>	<b>100</b>	<b>178</b>	<b>45</b>	<b>4</b>	<b>22</b>	<b>125</b>

**TYRELL GODWIN, OF**

2ND, NCBWA (2000) • 3RD, BASEBALL AMERICA (2000)  
3RD, COLLEGIATE BASEBALL (2000)

Year	AVG.	G	AB	R	H	2B	3B	HR	RBI
1998	.337	40	83	19	28	8	2	4	17
1999	.371	58	221	56	82	13	5	7	58
2000	.363	57	226	50	82	6	4	11	67
<b>Totals</b>	<b>.362</b>	<b>155</b>	<b>530</b>	<b>125</b>	<b>192</b>	<b>27</b>	<b>11</b>	<b>22</b>	<b>142</b>

**CONNIE GRAVITTE, OF**

2ND, ABCA (1955)

Year	AVG.	G	AB	R	H	2B	3B	HR	RBI
1952	.276	16	58	10	16	4	1	3	13
1953	.285	27	105	22	30	8	3	4	20
1954	.346	23	78	25	27	4	1	6	16
1955	.356	24	87	25	31	6	1	7	15
<b>Totals</b>	<b>.317</b>	<b>90</b>	<b>328</b>	<b>82</b>	<b>104</b>	<b>22</b>	<b>6</b>	<b>20</b>	<b>64</b>

**ADAM GREENBERG, OF**

3RD, BASEBALL AMERICA (2002)

Year	AVG.	G	AB	R	H	2B	3B	HR	RBI
2000	.386	61	254	69	98	15	7	8	39
2001	.310	57	210	52	65	13	3	2	30
2002	.337	64	267	80	90	17	7	17	57
<b>Totals</b>	<b>.324</b>	<b>182</b>	<b>731</b>	<b>201</b>	<b>253</b>	<b>45</b>	<b>17</b>	<b>27</b>	<b>126</b>

**BILL HAYWOOD, P**

2ND, ABCA (1964)

Year	ERA	W-L	Sv	G/GS	IP	H	BB	K
1963	1.65	6-4	-	16/4	71.0	62	15	62
1964	1.13	10-1	-	16/4	87.1	55	24	83
<b>Totals</b>	<b>1.36</b>	<b>16-5</b>	<b>-</b>	<b>32/8</b>	<b>158.1</b>	<b>117</b>	<b>39</b>	<b>145</b>

**MARSHALL HUBBARD, OF**  
1ST, USA TODAY SPORTS WEEKLY (2004) • 2ND NCBWA  
(2004) • 3RD, BASEBALL AMERICA (2004) •  
3RD, COLLEGIATE BASEBALL (2004)

Year	AVG.	G	AB	R	H	2B	3B	HR	RBI
2004	.352	64	250	55	88	21	3	17	83
<b>Totals</b>	<b>.352</b>	<b>64</b>	<b>250</b>	<b>55</b>	<b>88</b>	<b>21</b>	<b>3</b>	<b>17</b>	<b>83</b>

**CHRIS IANNETTA, C**  
3RD, BASEBALL AMERICA (2004) •  
3RD, COLLEGIATE BASEBALL (2004)

Year	AVG.	G	AB	R	H	2B	3B	HR	RBI
2002	.333	51	165	35	55	7	0	9	34
2003	.319	65	232	44	74	13	2	8	55
2004	.336	64	244	61	82	19	0	15	71
<b>Totals</b>	<b>.329</b>	<b>180</b>	<b>641</b>	<b>140</b>	<b>211</b>	<b>39</b>	<b>2</b>	<b>32</b>	<b>160</b>

**DAVE LEMONDS, P**

1ST, ABCA (1968) • 1ST, THE SPORTING NEWS (1968)

Year	ERA	W-L	Sv	G/GS	IP	H	BB	K
1968	1.49	7-1	-	13/8	72.1	41	39	96
<b>Totals</b>	<b>1.49</b>	<b>7-1</b>	<b>-</b>	<b>13/8</b>	<b>72.1</b>	<b>41</b>	<b>39</b>	<b>96</b>

**JESSE LEVIS, C**

3RD, ABCA (1989)

Year	AVG.	G	AB	R	H	2B	3B	HR	RBI
1987	.344	43	122	35	42	12	0	1	18
1988	.317	60	205	47	65	13	0	10	37
1989	.341	60	229	41	78	11	0	6	38
<b>Totals</b>	<b>.333</b>	<b>163</b>	<b>556</b>	<b>123</b>	<b>185</b>	<b>36</b>	<b>0</b>	<b>17</b>	<b>93</b>

**CHRIS MAPLES, 3B**

1ST, COLLEGIATE BASEBALL (2002)  
2ND, BASEBALL AMERICA (2002)

Year	AVG.	G	AB	R	H	2B	3B	HR	RBI
1999	.240	36	25	7	6	0	0	2	11
2000	.306	53	111	21	34	9	1	0	21
2001	.288	57	198	35	57	11	1	7	39
2002	.347	64	274	62	95	24	1	23	79
<b>Totals</b>	<b>.316</b>	<b>210</b>	<b>608</b>	<b>125</b>	<b>192</b>	<b>44</b>	<b>3</b>	<b>32</b>	<b>150</b>

**COOKIE MASSEY, DH**


2ND, COLLEGIATE BASEBALL (1994) • 2ND, ABCA (1994)  
2ND, NCBWA (1994)

Year	AVG.	G	AB	R	H	2B	3B	HR	RBI
1993	.283	62	223	44	63	12	0	18	50
1994	.345	46	197	56	68	17	0	22	49
<b>Totals</b>	<b>.312</b>	<b>108</b>	<b>420</b>	<b>100</b>	<b>131</b>	<b>29</b>	<b>0</b>	<b>40</b>	<b>99</b>

**JIM MOORING, OF**

1ST, ABCA (1961)

Year	AVG.	G	AB	R	H	2B	3B	HR	RBI
1961	.427	19	75	13	32	4	3	3	21
<b>Totals</b>	<b>.427</b>	<b>19</b>	<b>75</b>	<b>13</b>	<b>32</b>	<b>4</b>	<b>3</b>	<b>3</b>	<b>21</b>



Derrick DePriest



**GREG NORRIS, P**  
1ST, ABCA (1978)

Year	ERA	W-L	Sv	G/GS	IP	H	BB	K
1977	2.64	4-0	-	9/7	61.1	40	31	64
1978	1.75	14-2	-	16/16	133.2	78	65	118
1979	4.18	5-4	-	15/8	60.1	52	49	55
<b>Totals</b>	<b>2.54</b>	<b>23-6</b>	<b>-</b>	<b>40/31</b>	<b>255.1</b>	<b>170</b>	<b>145</b>	<b>237</b>

**JIM RAUGH, P**  
3RD, ABCA (1957)

Year	ERA	W-L	Sv	G	IP	H	BB	K
1955	2.70	5-5	-	12	82.0	71	27	61
1956	2.71	6-4	-	14	80.0	62	31	59
1957	1.81	7-3	-	13	93.2	58	28	81
<b>Totals</b>	<b>2.39</b>	<b>18-12</b>	<b>-</b>	<b>39</b>	<b>255.2</b>	<b>191</b>	<b>86</b>	<b>201</b>

**BRIAN ROBERTS, SS**

2ND, NCBWA (1997) • 3RD, COLLEGIATE B'BALL (1997)  
1ST, NCBWA (1998) • 2ND, COLLEGIATE BASEBALL (1998)  
2ND, THE SPORTING NEWS (1998)

Year	AVG.	G	AB	R	H	2B	3B	HR	RBI
1997	.427	60	239	63	102	24	1	8	44
1998	.353	65	258	79	91	21	2	13	49
<b>Totals</b>	<b>.388</b>	<b>125</b>	<b>497</b>	<b>142</b>	<b>193</b>	<b>45</b>	<b>3</b>	<b>21</b>	<b>93</b>

**RIP RYAN, SS**  
1ST, ABCA (1949)

Year	Avg.	G	AB	R	H	2B	3B	HR	RBI
1947	N/A								
1948	N/A								
1949	.359	-	117	29	42	6	8	1	25

**MICHAEL STONER, 1B**  
2ND, COLLEGIATE BASEBALL (1998)

Year	AVG.	G	AB	R	H	2B	3B	HR	RBI
1995	.320	61	253	47	81	15	1	12	41
1996	.346	56	228	55	79	14	2	20	65
<b>Totals</b>	<b>.333</b>	<b>117</b>	<b>481</b>	<b>102</b>	<b>160</b>	<b>29</b>	<b>3</b>	<b>32</b>	<b>106</b>

**B.J. SURHOFF, C**

1ST, ABCA (1984) • 1ST, THE SPORTING NEWS (1984)  
2ND, BASEBALL AMERICA (1984) • 1ST, ABCA (1985)  
1ST, BASEBALL AMERICA (1985)

Year	AVG.	G	AB	R	H	2B	3B	HR	RBI
1983	.386	52	207	45	80	16	3	7	49
1984	.400	57	245	65	98	11	5	11	51
1985	.388	58	224	77	87	19	0	14	57
<b>Totals</b>	<b>.392</b>	<b>167</b>	<b>676</b>	<b>187</b>	<b>265</b>	<b>46</b>	<b>8</b>	<b>32</b>	<b>157</b>

**DANNY TALBOTT, 1B**

1ST, THE SPORTING NEWS (1966) • 2ND, ABCA (1966)

Year	Avg.	G	AB	R	H	2B	3B	HR	RBI
1965	.362	28	105	11	38	12	2	1	24
1966	.395	34	129	23	51	10	3	3	21
1967	.305	27	105	20	32	3	3	0	18
<b>Totals</b>	<b>.357</b>	<b>89</b>	<b>339</b>	<b>54</b>	<b>121</b>	<b>25</b>	<b>8</b>	<b>4</b>	<b>63</b>



Chris Iannetta



Marshall Hubbard

**JOHN THODEN, P**  
3RD, BASEBALL AMERICA (1989)

Year	ERA	W-L	Sv	G/GS	IP	H	BB	K
1987	5.14	1-0	0	7/7	35.0	38	13	26
1988	2.86	7-3	0	13/12	85.0	90	23	61
1989	2.42	12-1	0	19/19	133.2	110	25	98
<b>Totals</b>	<b>2.94</b>	<b>20-4</b>	<b>0</b>	<b>39/40</b>	<b>253.2</b>	<b>238</b>	<b>61</b>	<b>185</b>

**SID VARNEY, C**  
2ND, ABCA (1949)

Year	Avg.	G	AB	R	H	2B	3B	HR	RBI
1947	N/A								
1948	N/A								
1949	.360	-	97	16	35	9	2	2	22

**WAYNE YOUNG, P**  
2ND, ABCA (1960)

Year	ERA	W-L	Sv	G	IP	H	BB	K
1958	0.90	7-3	-	13	100.1	53	37	78
1959	2.40	6-3	-	12	74.1	67	33	53
1960	1.50	9-3	-	14	108.0	76	29	69
<b>Totals</b>	<b>1.53</b>	<b>22-9</b>	<b>-</b>	<b>39</b>	<b>282.2</b>	<b>196</b>	<b>99</b>	<b>200</b>

**YEAR-BY-YEAR UNC ALL-AMERICAS**

1948	Emmett Cheek, C	ABCA, 1st
1949	Rip Ryan, SS	ABCA, 1st
1949	Sid Varney, C	ABCA, 2nd
1955	Connie Gravitte, OF	ABCA, 2nd
1957	Jim Raugh, P	ABCA, 3rd
1960	Wayne Young, P	ABCA, 2nd
1961	Jim Mooring, OF	ABCA, 1st
1964	Bill Haywood, P	ABCA, 2nd
1966	Danny Talbott, 1B	ABCA, 2nd; TSN, 1st
1968	Dave Lemonds, P	ABCA, 1st; TSN, 1st
1978	Greg Norris, P	ABCA, 1st
1980	Scott Bradley, 3B	ABCA, 2nd
1981	Scott Bradley, C	ABCA, 3rd
1983	Scott Bankhead, P	ABCA, 3rd
1984	Scott Bankhead, P	ABCA, 1st; BA, 1st
1984	B.J. Surhoff, C	ABCA, 1st; BA, 2nd; TSN, 1st
1985	B.J. Surhoff, C	ABCA, 1st; BA, 1st
1989	John Thoden, P	BA, 3rd
1989	Jesse Levis, C	ABCA, 3rd
1990	Steve Estroff, 1B	BA, 2nd
1993	Thad Chrismon, P	CB, 1st
1994	Cookie Massey, DH	ABCA, 2nd; NCBWA, 2nd; CB, 2nd
1994	Thad Chrismon, P	CB, 2nd
1994	Manny DaSilva, C	CB, 2nd
1996	Mike Stoner, 1B	CB, 2nd
1997	Brian Roberts, SS	NCBWA, 2nd; CB, 3rd
1998	Brian Roberts, SS	NCBWA, 1st; CB, 2nd; TSN, 2nd
2000	Derrick DePriest, P	NCBWA, 2nd; CB, 3rd
2000	Tyrell Godwin, OF	NCBWA, 2nd; BA, 3rd; CB, 3rd
2002	Russ Adams	BA, 1st; NCBWA, 3rd
2002	Adam Greenberg	BA, 3rd
2002	Chris Maples	CB, 1st; BA, 2nd
2003	Jeremy Cleveland	CB, 2nd
2004	Marshall Hubbard	SW, 1st; NCBWA, 2nd; BA, 3rd; CB, 3rd
2004	Chris Iannetta	BA, 3rd; CB, 3rd

ABCA: Coaches; NCBWA: Writers; BA: Baseball America; CB: Collegiate Baseball; TSN: The Sporting News; SW: USA Today Sports Weekly



B.J. Surhoff

**Scott Bradley**



**ACC 50TH ANNIVERSARY TEAM**

Scott Bankhead  
 Scott Bradley  
 B.J. Surhoff  
 Walt Weiss

**Brian Roberts**



**ACC PLAYER OF THE YEAR**

1970 Eddie Hill  
 1978 Greg Norris  
 1979 Jim Atkinson  
 1980 Scott Bradley  
 1998 Brian Roberts

**Daniel Bard**



**ACC ROOKIE OF THE YEAR**

1997 Brian Roberts  
 2000 Adam Greenberg  
 2004 Daniel Bard

**ACC COACH OF THE YEAR**

1964 Walter Rabb  
 1989 Mike Roberts

**B.J. Surhoff**



**ACC ATHLETE OF THE YEAR**

1966 Danny Talbott  
 1985 B.J. Surhoff

**ALL-ATLANTIC COAST CONFERENCE**

- 1954 (1st) Connie Gravitte, OF  
 (2nd) Joe Mosier, 1B; Fred Dale, SS; Joe Morgan, P
- 1955 (1st) Harry Lloyd, UT; Connie Gravitte, OF  
 (2nd) Albert Long, UT; Jim Raugh, P
- 1956 (2nd) Chuck Hartman, 2B; Jim Raugh, P
- 1957 (1st) Dick Hudson, UT; Jim Raugh, P  
 (2nd) Don Lewis, 2B; Jim Legette, C
- 1958 (1st) Carson Oldham, 2B; Gerald Griffin, UT; Wayne Young, P  
 (2nd) Alton Pons, 3B
- 1959 (2nd) Harold Workman, SS; John Burgwyn, OF; Wayne Young, P
- 1960 (1st) Ferg Norton, 3B; Gerald Griffin, OF; John Burgwyn, OF; Wayne Young, P
- 1961 (1st) Ferg Norton, 3B; Jim Mooring, OF  
 (2nd) Len Dellolio, 1B; Paul Swing, UT; Nick Warren, P
- 1962 (1st) Paul Swing, 2B  
 (2nd) Buddy Tilden, OF; Heyward Hull, OF
- 1963 (2nd) Heyward Hull, OF
- 1964 (1st) Jim Speight, SS; Ken Willard, OF; Bill Haywood, P
- 1965 (1st) Danny Talbott, 1B; Dick Prindle, 2B
- 1966 (1st) Danny Talbott, 1B; Danny Walker, P; Charlie Carr, OF
- 1967 (1st) Charlie Carr, OF; Garry Hill, P  
 (2nd) Danny Talbott, 1B-3B; Charlie Thomas, 2B; Skip Hull, C
- 1968 (1st) Skip Hull, C; Charlie Carr, OF; Dave Lemonds, P  
 (2nd) Ron Lemonds, 3B
- 1969 (1st) Tom Buskey, P; Eddie Hill, 1B; Skip Hull, C  
 (2nd) Charlie Thomas, 2B; Ron Lemonds, 3B
- 1970 (1st) Eddie Hill, 1B; Mike Roberts, C  
 (2nd) Eddie Hill, P-OF
- 1971 (1st) Mike Roberts, C  
 (2nd) Jack Gillis, OF; Bobby Elliot, 3B; Jim Chamberlain, P
- 1972 (1st) Mike Roberts, C  
 (2nd) Bobby Guthrie, 3B; Dale Lydecker, OF; Mike Merritt, P; Jim Chamberlain, P
- 1973 (1st) Mike Merritt, P  
 (2nd) Jack Leachman, 1B
- 1974 (1st) Bobby Guthrie, 2B; Dale Lydecker, OF; Mike Merritt, P  
 (2nd) Bill Paschall, P
- 1975 (1st) Chris Knepp, C  
 (2nd) Steve Rackley, 2B; Bill Paschall, P; Mike Merritt, P
- 1976 (1st) Steve Rackley, OF  
 (2nd) Early Jones, OF; Bill Paschall, P
- 1977 (1st) Randy Warrick, 3B  
 (2nd) Jim Rouse, DH
- 1978 (1st) Greg Norris, P; Jim Atkinson, 3B
- 1979 (1st) Roy Clark, 2B; Jim Atkinson, 3B  
 (2nd) Bill Gallagher, P
- 1980 (1st) Scott Bradley, 3B; Dwight Lowry, C; Lloyd Brewer, DH  
 (2nd) P.J. Gay, OF; Mark Ochal, P
- 1981 (1st) Scott Bradley, C; Joe Reto, DH  
 (2nd) Joe Reto, 1B; Chris Pittaro, SS; Greg Schuler, OF; Drex Roberts, OF; Mark Ochal, P
- 1982 (1st) Pete Kumiega, 1B  
 (2nd) Chris Pittaro, SS; Greg Schuler, OF
- 1983 (1st) Scott Bankhead, P; B.J. Surhoff, C; Drex Roberts, DH  
 (2nd) Jeff Hubbard, 3B; Walt Weiss, SS; Pete Kumiega, 1B
- 1984 (1st) Walt Weiss, SS; Jeff Hubbard, 3B; Todd Wilkinson, OF; B.J. Surhoff, C; Scott Bankhead, P  
 (2nd) Roger Williams, P; B.J. Surhoff, DH
- 1985 (1st) Scott Johnson, OF; B.J. Surhoff, C; Walt Weiss, SS; Roger Williams, P

**Walt Weiss**



- 1986 (1st) Scott Johnson, OF  
 (2nd) Devy Bell, OF
- 1988 (2nd) Jesse Levis, C; Ron Maurer, SS
- 1989 (1st) Jesse Levis, C  
 (2nd) Ron Maurer, SS; John Thoden, P
- 1990 (1st) Steve Estroff, 1B; Ron Maurer, SS; Paul Shuey, RP  
 (2nd) Dave Arendas, 2B; Jim Dougherty, SP; Brad Woodall, RP
- 1991 (1st) Brad Woodall, UT
- 1993 (1st) Cookie Massey, DH  
 (2nd) Thad Chrismon, RP; Chad Holbrook, OF; Keith Grunewald, SS
- 1994 (1st) Cookie Massey, DH; Thad Chrismon, RP  
 (2nd) Manny DaSilva, C
- 1995 (2nd) Thad Chrismon, RP
- 1996 (1st) Michael Stoner, 1B  
 (2nd) Corey Richardson, RP
- 1997 (1st) Brian Roberts, SS  
 (2nd) Mike Bynum, SP; Rodney Nye, UT
- 1998 (1st) Brian Roberts, SS; Jarrett Shearin, OF  
 (2nd) Chris LaMarsh, DH
- 1999 (1st) Tyrell Godwin, OF; Dan Moylan, C  
 (2nd) Derrick DePriest, RP; Chris LaMarsh, DH; Jarrett Shearin, OF  
 (1st) Derrick DePriest, RP  
 (2nd) Ryan Earey, 1B/DH/P; Tyrell Godwin, OF; Adam Greenberg, OF; Ryan Snare, P
- 2001 (1st) Russ Adams, 2B  
 (2nd) Jason Howell, UT
- 2002 (1st) Adam Greenberg, OF  
 (1st) Chris Maples, UT
- 2003 (1st) Jeremy Cleveland, OF  
 (2nd) Ryan Blake, AL; Sean Farrell, OF; Chad Prosser, AL
- 2004 (1st) Daniel Bard, SP; Marshall Hubbard, OF; Chris Iannetta, C  
 (2nd) Greg Mangum, AL; Andrew Miller, SP

(1st) denotes first-team  
 (2nd) denotes second-team  
 AL denotes at-large selection



## FRANCIS "TRIPP" BOURNE AWARD

### Most Dedicated Player

- 1970 Bobby Elliott
- 1971 Jim Rhodes
- 1972 Tom Gillis
- 1973 Bobby Guthrie
- 1974 Jim Baldwin
- 1975 Bill Paschall
- 1976 Mike Fox
- 1977 Brad Lloyd
- 1978 Roy Clark
- 1979 Scott Bradley
- 1980 Scott Bradley
- 1981 Tom Daily
- 1982 Pete Kumiega
- 1983 Kenny Anderson
- 1984 Todd Wilkinson
- 1985 Walt Weiss
- 1986 Devy Bell
- 1987 Devy Bell
- 1988 Jesse Levis, Tom Nevin
- 1989 Jesse Levis
- 1990 Todd Nichols
- 1991 Mark Kingston
- 1992 Cy Richardson
- 1993 Michael Jerzembeck
- 1994 Ethan Stein
- 1995 Crandel Coltrane, Ethan Stein
- 1996 Crandel Coltrane, Jeremy Sessoms
- 1997 Justin Raniszkeski
- 1998 Richie Grimsley
- 1999 Dan Moylan
- 2000 B.J. Finnerty
- 2001 Bart Walker
- 2002 Sean Farrell
- 2003 Ryan Blake, Mark Griffin
- 2004 Mark Griffin

## S.H. BASNIGHT AWARD

### Most Valuable Player/Pitcher

- 1957 Al Pons
- 1958 Jim Raugh
- 1959 John Burgwyn
- 1960 Wayne Young
- 1961 Tommy Camp
- 1962 David Murr

Michael Gross



Ross Cook



Jonathan Hovis



- 1963 Roland Tilden
- 1964 Jim Speight
- 1965 Charles Flemming
- 1966 Robert Walker
- 1967 Danny Talbott
- 1968 Charlie Carr
- 1969 Floyd Hull
- 1970 Eddie Hill
- 1971 Bobby Elliott
- 1972 Mike Roberts
- 1973 Jack Leachman
- 1974 Bobby Guthrie
- 1975 Bruce Arrowood
- 1976 Bill Paschall
- 1977 Randy Warrick
- 1978 Matt Wilson
- 1979 Jim Atkinson
- 1980 James Parks
- 1981 Scott Bradley
- 1982 Chris Pittaro
- 1983 Pete Kumiega
- 1984 Scott Bankhead
- 1985 B.J. Surhoff
- 1986 Devy Bell
- 1987 Howard Freiling
- 1988 Tom Nevin, Michael Hoog
- 1989 John Thoden
- 1990 Ron Maurer, Jim Dougherty
- 1991 Brad Woodall
- 1992 Chad Holbrook, Paul Shuey
- 1993 Chad Holbrook, Thad Chrismon
- 1994 Manny DaSilva & Cookie Massey, Brian Willman
- 1995 David Boone & Michael Stoner, Sean Murphy
- 1996 Michael Stoner, Ethan Stein
- 1997 Brian Roberts, Rodney Nye & Scott McAllister
- 1998 Brian Roberts, Derrick DePriest
- 1999 Tyrell Godwin, Derrick DePriest
- 2000 Adam Greenberg, Ryan Snare
- 2001 Russ Adams, Jason Howell
- 2002 Chris Maples, Scott Autrey
- 2003 Jeremy Cleveland, Daniel Moore
- 2004 Chris Iannetta, Michael Gross

## WALTER RABB AWARD

### Most Improved Player

- 1978 Lloyd Brewer
- 1979 Bill Musser
- 1980 Paul Gay
- 1981 Chris Kahler
- 1982 Tom Daily
- 1983 Jeff Hubbard, Todd Wilkinson
- 1984 Bill Douglas
- 1985 Scott Johnson
- 1986 Paul Devlin
- 1987 Howard Freiling, Darrin Campbell
- 1988 Chris Lauria, Ron Maurer
- 1989 Brad Woodall
- 1990 Steve Estroff
- 1991 Matt Wooten
- 1992 Chris Cox
- 1993 Manny DaSilva
- 1994 Manny DaSilva
- 1995 Richie Grimsley, Jim Wallace
- 1996 Corey Richardson
- 1997 Gregg Donohue
- 1998 Jarrett Shearin
- 1999 Clay Hooper
- 2000 Chris Elmore
- 2001 Brandon Russell
- 2002 Michael Gross, Jeremy Cleveland
- 2003 Scott Senatore
- 2004 Ross Cook, Jonathan Hovis



Daniel Bard pitched with the U.S. National Team, which won gold at the FISU II World University Baseball Championships in Tainan, Taiwan last summer. Carolina is tied for 13th nationally when it comes to Team USA participation from 1984-2004.

### CAROLINA'S U.S. NATIONAL TEAM PLAYERS

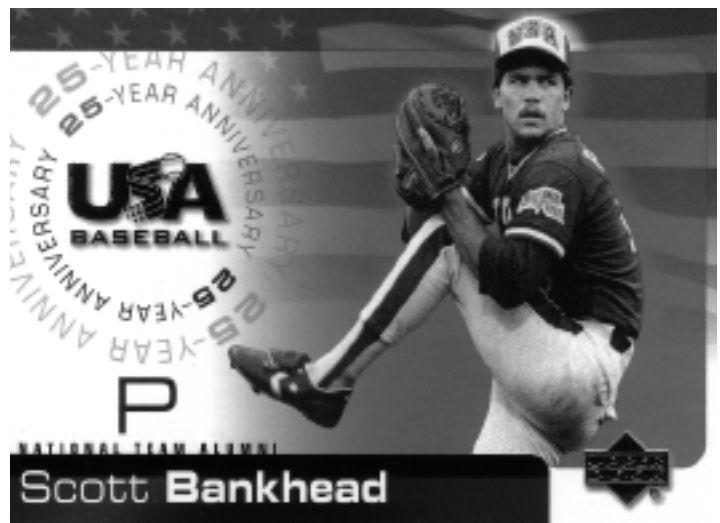
- 1955 Bill Lore, Pan American Games
- 1959 Ferg Norton, Pan American Games
- 1975 Chris Knepp, Pan American Games
- 1978 Greg Norris, World Championships
- 1980 Scott Bradley, World Championships
- 1982 Brad Powell, World Championships  
Howard McCullough, (Coach) All-Star Tour
- 1984 Scott Bankhead, Olympic Games  
B.J. Surhoff, Olympic Games  
Roger Williams, World Championships
- 1985 Scott Johnson, Intercontinental Cup  
Matt Merullo, Intercontinental Cup
- 1986 Jesse Levis, U.S. Olympic Festival &  
Junior World Championships
- 1987 Kreg Gresham, U.S. Olympic Festival &  
Junior World Championships
- 1988 Jesse Levis, Harbor Tournament (Taiwan)
- 1989 Donnie Leshnock, U.S. Olympic Festival  
Brad Woodall, Presidential Cup (Taiwan)
- 1991 Donnie Leshnock, Pre-Pan American Games Tour  
Paul Shuey, Pan American Games
- 1993 Jim Wallace, U.S. Olympic Festival  
A.Y. Yoder, U.S. Olympic Festival
- 1995 Chris Elmore, U.S. Olympic Festival
- 1997 Brian Roberts, U.S. National Team  
Ryan Snare, U.S. National Team Trials
- 1999 Tyrell Godwin, U.S. National Team
- 2000 Adam Greenberg, U.S. National Team Trials
- 2003 Daniel Bard, U.S. Junior National Team
- 2004 Daniel Bard, U.S. National Team

### TOP 15 USA BASEBALL NATIONAL TEAM COLLEGIATE PROGRAMS (1984-2004)


USA Baseball conducted a comprehensive study of U.S. National Team participation by collegiate baseball programs in the summer of 2004. Out of the 116 colleges and universities which have sent players to participate with the National Team, UNC ranked 13th overall.

	A	B	C	Total
1. Stanford	24	33	19	76
2. Southern California	13	17	12	42
3. Georgia Tech	15	17	9	41
Cal State Fullerton	13	16	12	41
Miami (Fla.)	13	16	12	41
6. Florida State	12	13	9	34
7. Clemson	9	13	9	31
8. Arizona State	10	11	9	30
9. Wichita State	8	13	8	29
10. Texas	9	10	7	26
Texas A&M	8	10	8	26
12. Long Beach State	8	9	8	25
13. <b>NORTH CAROLINA</b>	<b>9</b>	<b>9</b>	<b>6</b>	<b>24</b>
Louisiana State	8	9	7	24
15. UCLA	7	9	6	22

A - Total # of USA National Team players produced from 1984-2004  
 B - Total # of participations on the USA National Team by those players  
 C - Total # of years (out of 21) the program has produced at least one USA National Team player



Scott Bankhead



Paul Shuey

Scott Bankhead and Paul Shuey were two of four Tar Heels featured in USA Baseball's 25th Anniversary Box Set from Upper Deck.





New Hampshire Fisher-Cats

**Tyrell Godwin was selected with the No. 3 pick in December's Rule 5 Draft by the Washington Nationals.**

### PROFESSIONAL PLAYERS

- 1966 Danny Talbott, Orioles
- 1967 Garry Hill, Braves
- Mike Flanagan, Astros
- 1968 Bruce Bolick, Pirates
- Charlie Carr, Mets (38)
- Dave Lemonds, Cubs (1)
- 1969 Tom Buskey, Indians
- 1970 Eddie Hill, Reds (14)
- Pres Ruddell, Twins
- 1971 Larry Kiser, Phillies (3)
- Greg Pavlick, Mets (2)
- 1972 Mickey Hickerson, White Sox (2)
- Mike Roberts, Royals (34)
- 1973 Jim Chamberlain, Phillies
- 1974 John Danneman, Independent
- Dale Lydecker, Mets
- 1975 Mike Merritt, Angels (12)
- 1976 Bill Paschall, Royals (3)
- Steve Rackley, Cubs
- 1978 Dave Barnett, Expos
- Kevin Haerberle, Twins


- 1979 Jim Atkinson, Royals (20)
- Roy Clark, Mariners (24)
- Monte DeRatt, Blue Jays
- Greg Norris, Braves
- Greg Robinson, Rangers
- Blaine Smith, Astros (16)
- 1980 Shayne Hammond, Dodgers
- David Kirk, Padres(34)
- Dwight Lowry, Tigers (11)
- 1981 Scott Bradley, Yankees (3)
- Mark Ochal, Padres (12)
- James Parks, Cardinals
- Craig Shumock, Padres (8)
- Eddie Waynick, Red Sox
- 1982 Dave Droschak, Cardinals
- Chris Pittaro, Tigers (6)
- 1983 Pete Kumioga, Cubs
- Drex Roberts, Blue Jays (7)
- Greg Schuler, Orioles
- 1984 Scott Bankhead, Royals (1)
- Jeff Hubbard, Orioles
- Chris Kahler, Indians
- Jim Thrift, Athletics
- Todd Wilkinson, Expos (15)
- 1985 Blaine Deabenderfer, Athletics (1)
- Greg Karpuk, Indians (18)
- Tim McGee, Red Sox
- Steve McGuire, Angels (10)
- Brad Powell, Orioles (15)
- B.J. Surhoff, Brewers (1)
- Walt Weiss, Athletics (1)
- Roger Williams, Cubs (4)
- 1986 Gordon Douglas, Giants (13) DNS
- Scott Johnson, Indians (21)
- Tim Kirk, Pirates (30)
- Matt Merullo, White Sox (7)
- Bill Robinson, Mets (23)
- 1987 Paul Devlin, Red Sox
- Howard Freiling, Dodgers (8)
- Todd Kopczynski, Rangers (37)
- Doug Torborg, Pirates (27)
- David Trautwein, Mets (22)
- 1988 Darin Campbell, Indians (22)
- 1989 Jesse Levis, Indians (4)
- Scott Lodgek, Mariners (7)
- John Thoden, Expos (11)
- 1990 Michael Hoog, Braves
- Ron Maurer, Dodgers (23)
- 1991 Jim Dougherty, Astros (26)
- Brad Woodall, Braves
- 1992 Mark Kingston, Brewers (41)
- Donnie Leshnock, Yankees (5)
- Paul Shuey, Indians (1)
- 1993 Chris Cox, Braves (32)
- Keith Grunewald, Rockies (12)
- Michael Jerzembeck, Yankees (5)
- Derek Manning, Athletics (26)
- 1994 Manny DaSilva, Athletics (18)
- Chris Madonna, Mets
- 1995 Thad Chrismon, Braves
- Sean Murphy, Rockies (31)
- Hanes Torbett, Mets
- Brian Willman, Reds (31) DNS

- 1996 Ethan Stein, Royals (12)
- Mike Stoner, Diamondbacks
- Brian Whitlock, Indians (28)
- 1997 Brett Kaplan, Pirates (43)
- Jim Wallace, Astros (16)
- 1998 Jarrett Shearin, Mariners (11) DNS
- 1999 Mike Bynum, Padres (1-supplemental)
- Brian Roberts, Orioles (1-supplemental)
- Jarrett Shearin, Royals (14)
- Kyle Synder, Royals (1)
- 2000 Derrick DePriest, Expos (17)
- Ryan Earey, Padres (6)
- Chris Elmore, Red Sox (17)
- Tyrell Godwin, Rangers (1-sup.) DNS
- Clay Hooper, Yankees
- Eric Henderson, Brewers (4)
- Dan Moylan, Cardinals (8)
- Ryan Snare, Reds (2)
- 2001 Tyrell Godwin, Blue Jays (3)
- Jason Howell, Red Sox
- Ralph Roberts, Braves
- 2002 Russ Adams, Blue Jays (1)
- Chris Maples, Tigers (6)
- Scott Autrey, Devil Rays (7)
- Adam Greenberg, Cubs (9)
- 2003 Daniel Moore, Padres (2)
- Jeremy Cleveland, Rangers (8)
- Ryan Blake, Marlins (22)
- Sean Farrell, Athletics (25)
- Chad Prosser, Astros (28)
- Sammy Hewitt, Rangers (34) DNS
- 2004 Chris Iannetta, Rockies (4)
- Marshall Hubbard, Mariners (8)
- Garry Bakker, White Sox (11)
- Kevin Gross, Tigers (33)
- Michael Brewer, Cardinals (33)
- Bo Dickerson, Cardinals

*Teams listed are the organizations with which the players first signed. The numbers following the teams are draft rounds. DNS - Did not sign*



Adam Greenberg



Dan Moylan

### TAR HEELS IN MINOR LEAGUE BASEBALL (2004 STATISTICS)

Name	Team	Avg.	AB	R	H	2B	3B	HR	RBI	BB	K
Russ Adams	Syracuse (AAA, Blue Jays)	.288	483	58	139	37	3	5	54	45	62
Ryan Blake	Greensboro (A, Marlins)	.285	297	44	84	20	0	17	52	33	91
Jeremy Cleveland	Stockton (A, Rangers)	.277	487	72	135	32	5	8	70	53	110
Tyrell Godwin	New Hampshire (AA, Blue Jays)	.253	521	85	132	21	7	6	40	52	110
Adam Greenberg	Daytona (A, Cubs)	.291	323	52	94	10	12	3	28	42	65
	West Tennessee (AA, Cubs)	.274	113	22	31	7	2	3	10	14	30
Marshall Hubbard	Everett (A, Mariners)	.275	189	20	52	14	1	2	24	22	52
Chris Iannetta	Asheville (A, Rockies)	.314	121	23	38	5	1	5	17	27	29
Jesse Levis	Norfolk Tides (AAA, Mets)	.370	27	3	10	2	0	0	3	1	0
Chris Maples	Lakeland (A, Tigers)	.270	429	66	116	33	1	17	74	37	86
Dan Moylan	Tennessee (AA, Cardinals)	.288	316	39	91	16	0	2	38	48	54
Chad Prosser	Lexington (A, Astros)	.238	244	33	58	10	0	6	30	18	39

Name	Team	ERA	W	L	Sv	G	IP	H	BB	K
Scott Autrey	Bakersfield (A, Devil Rays)	3.81	3	7	0	15	80.1	91	20	67
Garry Bakker	Great Falls (R, White Sox)	4.50	4	2	0	13	64.0	64	24	50
Michael Gross	Johnson City (R, Cardinals)	5.68	1	1	3	16	19.0	26	4	13
	New Jersey (A, Cardinals)	0.98	3	1	3	13	18.1	14	7	12
Eric Henderson	High Desert (A, Brewers)	6.98	4	5	1	25	87.2	116	48	58
Jason Howell	Sarasota (A, Red Sox)	2.70	5	0	0	19	23.1	25	12	14
	Portland AA, Red Sox)	7.20	3	5	0	23	40.0	46	19	23
Daniel Moore	Ft. Wayne (A, Padres)	7.41	1	3	0	4	17.0	27	10	14
Ralph Roberts	Myrtle Beach (A, Braves)	3.52	3	5	3	32	53.2	47	22	36
	Greenville (AA, Braves)	4.50	0	1	0	8	14.0	17	5	12
Ryan Snare	Oklahoma (AAA, Rangers)	4.72	11	6	0	26	137.1	171	49	79



Former Tar Heels B.J. Surhoff, Russ Adams and Bryan Roberts met before an Orioles-Blue Jays game at Camden Yards last season. Photo courtesy Baltimore Orioles.

### RUSS ADAMS

Year	Team	AVG.	G	AB	R	H	2B	3B	HR	RBI
2004	Tor.	.306	22	72	10	22	2	1	4	10

### MIKE BYNUM

Year	Team	ERA	W-L	Sv	G/GS	IP	H	BB	K
2002	S.D.	5.27	1-0	0	14/3	27.1	33	15	17
2003	S.D.	8.75	1-4	0	13/5	36.0	44	15	35
2004	S.D.	54.00	0-1	0	2/0	0.2	1	3	0
<b>Totals</b>		<b>7.73</b>	<b>2-5</b>	<b>0</b>	<b>29/8</b>	<b>64.0</b>	<b>78</b>	<b>33</b>	<b>52</b>

### BRIAN ROBERTS

Year	Team	AVG.	G	AB	R	H	2B	3B	HR	RBI
2001	Balt.	.253	75	273	42	69	12	3	2	17
2002	Balt.	.227	37	128	18	29	6	0	1	11
2003	Balt.	.270	112	460	65	124	22	4	5	41
2004	Balt.	.273	159	641	107	175	50	2	4	53
<b>Totals</b>		<b>.264</b>	<b>383</b>	<b>1502</b>	<b>232</b>	<b>397</b>	<b>90</b>	<b>9</b>	<b>12</b>	<b>122</b>

### PAUL SHUEY

Year	Team	ERA	W-L	Sv	G/GS	IP	H	BB	K
1994	Cle.	8.49	0-1	5	14/0	11.2	14	12	16
1995	Cle.	4.26	0-2	0	7/0	6.1	5	5	5
1996	Cle.	2.85	5-2	4	42/0	53.2	45	26	44
1997	Cle.	6.20	4-2	2	40/0	45.0	52	28	46
1998	Cle.	3.00	5-4	2	43/0	51.0	44	25	58
1999	Cle.	3.53	8-5	6	72/0	81.2	68	40	103
2000	Cle.	3.39	4-2	0	57/0	63.2	51	30	69
2001	Cle.	2.82	5-3	2	47/0	54.1	53	26	70
2002	Cle.	2.41	3-0	0	39/0	37.1	31	10	39
2002	L.A. (N)	4.40	5-2	1	28/0	30.2	25	21	24
2003	L.A. (N)	3.00	6-4	0	62/0	69.0	50	33	60
2004	L.A. (N)				Injured - Did not pitch				
<b>Totals</b>		<b>3.57</b>	<b>45-27</b>	<b>22</b>	<b>451/0</b>	<b>504.1</b>	<b>438</b>	<b>256</b>	<b>534</b>

Mike Bynum  
San Diego Padres



Donald Miralle/Allsport/Getty Images



Just two years removed from Carolina, Russ Adams hit .306 as a rookie last season. Photo courtesy Toronto Blue Jays.

### KYLE SNYDER

Year	Team	ERA	W-L	Sv	G/GS	IP	H	BB	K
2003	K.C.	5.17	1-6	0	15/15	85.1	94	21	39
2004	K.C.				Injured - Did not pitch				
<b>Totals</b>		<b>5.17</b>	<b>1-6</b>	<b>0</b>	<b>15/15</b>	<b>85.1</b>	<b>94</b>	<b>21</b>	<b>39</b>

### RYAN SNARE

Year	Team	ERA	W-L	Sv	G/GS	IP	H	BB	K
2004	Texas	10.80	0-0	0	1/0	3.1	5	2	0

### B.J. SURHOFF

Year	Team	AVG.	G	AB	R	H	2B	3B	HR	RBI
1987	Mil.	.299	115	395	50	118	22	3	7	68
1988	Mil.	.245	139	493	47	121	21	0	5	38
1989	Mil.	.248	126	436	42	108	17	4	5	55
1990	Mil.	.276	135	474	55	131	21	4	6	59
1991	Mil.	.289	143	505	57	146	19	4	5	68
1992	Mil.	.252	139	480	63	121	19	1	4	62
1993	Mil.	.274	148	552	66	151	38	3	7	79
1994	Mil.	.261	40	134	20	35	11	2	5	22
1995	Mil.	.320	117	415	72	133	26	3	13	73
1996	Balt.	.292	143	537	74	157	27	6	21	82
1997	Balt.	.284	147	528	80	150	30	4	18	88
1998	Balt.	.279	162	573	79	160	34	1	22	92
1999	Balt.	.308	162	673	104	207	38	1	28	107
2000	Balt.	.292	103	411	56	120	27	0	13	57
2000	Atl.	.289	44	128	13	37	9	2	1	11
2001	Atl.	.271	141	484	68	131	33	1	10	58
2002	Atl.	.293	25	75	5	22	5	0	0	9
2003	Balt.	.295	93	319	32	94	20	0	5	41
2004	Balt.	.309	100	343	40	106	12	1	8	50
<b>Totals</b>		<b>.283</b>	<b>2222</b>	<b>7955</b>	<b>1032</b>	<b>2248</b>	<b>429</b>	<b>40</b>	<b>183</b>	<b>1119</b>



Brian Roberts (above) and B.J. Surhoff have been teammates in Baltimore for the past two seasons.



Jamie Squire/Allsport/Getty Images

Doug Pensinger/Allsport/Getty Images



FORMER TAR HEELS IN MLB

POSITION PLAYERS

SCOTT BRADLEY

Year Team AVG. G AB R H 2B 3B HR RBI
1984 N.Y.(A) .286 9 21 3 6 1 0 0 2
1985 N.Y.(A) .163 19 49 4 8 2 1 0 1
1986 Chi.(A) .286 9 21 3 6 0 0 0 0
1986 Sea. .302 68 199 17 60 8 3 5 28
1987 Sea. .278 102 342 34 95 15 1 5 43
1988 Sea. .257 103 335 45 86 17 1 4 33
1989 Sea. .274 103 270 21 74 16 0 3 37
1990 Sea. .223 101 233 11 52 9 0 1 28
1991 Sea. .203 83 172 10 35 7 0 0 11
1992 Sea. .000 2 1 0 0 0 0 0 0
1992 Cin. .400 5 5 1 2 0 0 0 1
Totals .257 604 1648 149 424 75 6 18 184

VERNON VAN DUKE DUNCAN

Year Team AVG. G AB R H 2B 3B HR RBI
1913 Phi. .417 8 12 3 5 1 0 0 1
1914 Bal. .287 157 557 99 160 20 8 2 53
1915 Bal. .267 146 531 68 142 18 4 2 43
Totals .279 311 1100 170 307 39 12 4 97

ARCHIBALD "MOONLIGHT" GRAHAM

Year Team AVG. G AB R H 2B 3B HR RBI
1905 N.Y.(N) .000 1 0 0 0 0 0 0 0

THOMAS ANDREW IRWIN

Year Team AVG. G AB R H 2B 3B HR RBI
1938 Cle. .111 3 9 1 1 0 0 0 0

WILFRED IVY JOHNSTON

Year Team AVG. G AB R H 2B 3B HR RBI
1924 Brook. .250 4 4 1 1 0 0 0 0

JESSE LEVIS

Year Team AVG. G AB R H 2B 3B HR RBI
1992 Cle. .279 28 43 2 12 4 0 1 3
1993 Cle. .175 31 63 7 11 2 0 0 4
1994 Cle. 1.000 1 1 0 1 0 0 0 0
1995 Cle. .333 12 18 1 6 2 0 0 3
1996 Mil.(A) .236 104 233 27 55 6 1 1 21
1997 Mil.(A) .285 99 200 19 57 7 0 1 19
1998 Mil.(A) .351 22 37 4 13 0 0 0 4
1999 Cle. .154 10 26 0 4 0 0 0 3
2001 Mil.(N) .242 12 33 6 8 2 0 0 3
Totals .255 319 654 66 167 23 1 3 60

DWIGHT LOWRY

Year Team AVG. G AB R H 2B 3B HR RBI
1984 Det. .244 32 45 8 11 2 0 2 7
1986 Det. .307 56 150 21 46 4 0 3 18
1987 Det. .200 13 25 0 5 2 0 0 1
1988 Minn. .000 7 7 0 0 0 0 0 0
Totals .273 108 227 29 62 8 0 5 26

JAMES BAUGH MALLORY

Year Team AVG. G AB R H 2B 3B HR RBI
1940 Wash. .167 4 12 2 2 0 0 0 0
1945 N.Y. .298 37 94 10 28 1 0 0 9
1945 St.L. .233 13 43 3 10 2 0 0 5
Totals .268 54 149 15 40 3 0 0 14

MATT MERULLO

Year Team AVG. G AB R H 2B 3B HR RBI
1989 Chi.(A) .222 31 81 5 18 1 0 1 8
1991 Chi.(A) .229 80 140 8 32 1 0 5 21
1992 Chi.(A) .180 24 50 3 9 1 1 0 3
1993 Chi.(A) .050 8 20 1 1 0 0 0 0
1994 Cle. .100 4 10 1 1 0 0 0 0
1995 Minn. .282 76 195 19 55 14 1 1 27
Totals .234 223 496 37 116 17 2 7 59

JOHN PEACOCK

Year Team AVG. G AB R H 2B 3B HR RBI
1937 Bos.(A) .313 9 32 3 10 2 1 0 6
1938 Bos.(A) .303 72 195 29 59 7 1 1 39
1939 Bos.(A) .277 92 274 33 76 11 4 0 36
1940 Bos.(A) .282 63 131 20 37 4 1 0 13
1941 Bos.(A) .284 79 261 28 74 20 1 0 27
1942 Bos.(A) .266 88 286 17 76 7 3 0 25
1943 Bos.(A) .202 48 114 7 23 3 1 0 7
1944 Bos.(A) .000 4 4 0 0 0 0 0 0
1944 Phi. .225 83 253 21 57 9 3 0 21
1945 Phi. .203 33 74 6 15 6 0 0 6
1945 Brook. .255 48 110 11 28 5 1 0 14
Totals .262 619 1734 175 455 74 16 1 194

CHRIS PITTARO

Year Team AVG. G AB R H 2B 3B HR RBI
1985 Det. .242 28 62 10 15 3 1 0 7
1986 Minn. .095 11 21 0 2 0 0 0 0
1987 Minn. .333 14 12 6 4 0 0 0 0
Totals .221 53 95 16 21 3 1 0 7

LEW RIGGS

Year Team AVG. G AB R H 2B 3B HR RBI
1934 St.L. .000 2 1 0 0 0 0 0 0
1935 Cin. .278 142 532 73 148 26 8 5 46
1936 Cin. .257 141 538 69 138 20 12 6 57
1937 Cin. .242 122 384 43 93 17 5 6 45
1938 Cin. .252 142 531 53 134 21 13 2 55
1939 Cin. .158 22 38 5 6 1 0 0 1
1940 Cin. .292 41 72 8 21 7 1 1 9
1941 Brook. .305 77 197 27 60 13 4 5 36
1942 Brook. .278 70 180 20 50 5 0 3 22
1946 Brook. .000 1 4 0 0 0 0 0 0
Totals .262 760 2477 298 650 110 43 28 271

ERNEST "MULE" SHIRLEY

Year Team AVG. G AB R H 2B 3B HR RBI
1924 Wash. .234 30 77 12 18 2 2 0 16
1925 Wash. .130 14 23 2 3 1 0 0 2
Totals .210 44 100 14 21 3 2 0 18

FRED STEM

Year Team AVG. G AB R H 2B 3B HR RBI
1908 Bos.(N) .278 20 72 9 20 0 1 0 3
1909 Bos.(N) .208 73 245 13 51 2 3 0 11
Totals .224 93 317 22 71 2 4 0 14

GEORGE "SNUFFY" STIRNWEISS

Year Team AVG. G AB R H 2B 3B HR RBI
1943 N.Y.(A) .219 83 274 34 60 8 4 1 25
1944 N.Y.(A) .319 154 643 125 205 35 16 8 43
1945 N.Y.(A) .309 152 632 107 195 32 22 10 64
1946 N.Y.(A) .251 129 487 75 122 19 7 0 37
1947 N.Y.(A) .256 148 571 102 146 18 8 5 41
1948 N.Y.(A) .252 141 515 90 130 20 7 3 22
1949 N.Y.(A) .261 70 157 29 41 8 2 0 11
1950 N.Y.(A) .000 7 2 0 0 0 0 0 0
1950 St.L. .218 93 326 32 71 16 2 1 24
1951 Cle. .216 50 88 10 19 1 0 1 4
1952 Cle. .000 1 0 0 0 0 0 0 0
Totals .268 1028 3695 604 989 157 68 29 281

JAMES "SHAG" THOMPSON

Year Team AVG. G AB R H 2B 3B HR RBI
1914 Phi. .172 16 29 3 5 0 1 0 2
1915 Phi. .333 17 33 5 11 2 0 0 2
1916 Phi. .000 15 17 4 0 0 0 0 0
Totals .203 48 79 12 16 2 1 0 4

WALT WEISS

Year Team AVG. G AB R H 2B 3B HR RBI
1987 Oak. .462 16 26 3 12 4 0 0 1
1988 Oak. .250 147 452 44 113 17 3 3 39
1989 Oak. .233 84 236 30 55 11 0 3 21
1990 Oak. .265 138 445 50 118 17 1 2 35
1991 Oak. .226 40 133 15 30 6 1 0 13
1992 Oak. .212 103 316 36 67 5 2 0 21
1993 Fla. .266 158 500 50 133 14 2 1 39
1994 Colo. .251 110 423 58 106 11 4 1 32
1995 Colo. .260 137 427 65 111 17 3 1 25
1996 Colo. .282 155 517 89 146 20 2 8 48
1997 Colo. .270 121 393 52 106 23 5 4 38
1998 Atl. .280 96 347 64 97 18 2 0 27
1999 Atl. .226 110 279 38 63 13 4 2 29
2000 Atl. .260 80 192 29 50 6 2 0 18
Totals .258 1495 4686 623 1207 182 31 25 386

BURGESS WHITEHEAD

Year Team AVG. G AB R H 2B 3B HR RBI
1933 St.L. .286 12 7 2 2 0 0 0 1
1934 St.L. .277 100 332 55 92 13 5 1 24
1935 St.L. .263 107 338 45 89 10 2 0 33
1936 N.Y.(N) .278 154 632 99 176 31 3 4 47
1937 N.Y.(N) .286 152 574 64 164 15 6 5 52
1939 N.Y.(N) .239 95 335 31 80 6 3 2 24
1940 N.Y.(N) .282 133 568 68 160 9 6 4 36
1941 N.Y.(N) .228 116 403 41 92 15 4 1 23
1946 Pitt. .220 55 127 10 28 1 2 0 5
Totals .266 924 3316 415 883 100 31 17 245

LARRY WOODALL

Year Team AVG. G AB R H 2B 3B HR RBI
1920 Det. .245 18 49 4 12 1 0 0 5
1921 Det. .363 46 80 10 29 4 1 0 14
1922 Det. .344 50 125 19 43 2 2 0 18
1923 Det. .277 71 148 20 41 12 2 1 19
1924 Det. .309 67 165 23 51 9 2 0 25
1925 Det. .205 75 171 20 35 4 1 0 13
1926 Det. .233 67 146 18 34 5 0 0 15
1927 Det. .280 88 246 28 69 8 6 0 39
1928 Det. .210 65 186 19 39 7 1 0 13
1929 Det. .000 1 1 0 0 0 0 0 0
Totals .268 548 1317 161 353 52 15 1 161

PITCHERS

NATE ANDREWS

Year Team ERA W-L Sv G/GS IP H BB K
1937 St.L. 4.00 0-0 0 4/0 9.0 12 3 6
1939 St.L. 6.75 1-2 0 11/1 16.2 24 12 6
1940 Cle. 6.00 0-1 0 6/0 12.6 16 6 3
1941 Cle. 11.57 0-0 0 2/0 2.1 3 2 1
1943 Bos.(N) 2.57 14-20 0 36/34 283.2 253 75 80
1944 Bos.(N) 3.22 16-15 2 37/34 257.1 263 74 76
1945 Bos.(N) 4.58 7-12 0 21/19 130.2 160 52 26
1946 Cin. 3.95 2-4 0 7/7 46.1 50 8 13
1946 N.Y.(N) 6.00 1-0 0 3/2 12.0 17 4 5
Totals 3.46 41-54 2 127/97 773.1 798 236 216

SCOTT BANKHEAD

Year Team ERA W-L Sv G/GS IP H BB K
1986 K.C. 4.61 8-9 0 24/17 121 121 37 94
1987 Sea. 5.42 9-8 0 27/25 149.1 168 37 95
1988 Sea. 3.07 7-9 0 21/21 135 115 38 102
1989 Sea. 3.34 14-6 0 33/33 210.1 187 63 140
1990 Sea. 11.08 0-2 0 4/4 13 18 7 10
1991 Sea. 4.90 3-6 0 17/9 60.2 73 21 28
1992 Cin. 2.93 10-4 1 54/0 70.2 57 29 53
1993 Bos. 3.50 2-1 0 40/0 64.1 59 29 47
1994 Bos. 4.54 3-2 0 27/0 37.2 34 12 25
1995 N.Y.(A) 6.00 1-1 0 20/1 39.0 44 16 20
Totals 4.18 57-48 1 267/110 901 876 289 614

TOM BUSKEY

Year Team ERA W-L Sv G/GS IP H BB K
1973 N.Y.(A) 5.40 0-1 1 8/0 16.2 18 4 8
1974 Cle. 3.19 2-6 17 51/0 93 93 33 40
1974 N.Y.(A) 6.35 0-1 1 4/0 5.2 10 3 3
1975 Cle. 2.57 5-3 7 50/0 77 69 29 29
1976 Cle. 3.63 5-4 1 39/0 94.1 88 34 32
1977 Cle. 5.29 0-0 2 21/0 34 45 8 15
1978 Tor. 3.38 0-1 0 8/0 13.1 14 5 7
1979 Tor. 3.43 6-10 7 44/0 78.2 74 25 44
1980 Tor. 4.46 3-1 0 33/0 66.2 68 26 34
Totals 3.66 21-27 34 258/0 479.1 479 167 212

CLAUDE CROCKER

Year Team ERA W-L Sv G/GS IP H BB K
1944 Brook. 10.80 0-0 0 2/0 3.1 6 5 1
1945 Brook. 0.00 0-0 1 1/0 2 2 1 1
Totals 6.75 0-0 1 3/0 5.1 8 6 2

JIM DOUGHERTY

Year Team ERA W-L Sv G/GS IP H BB K
1995 Hou. 4.92 8-4 0 56/0 67.2 76 25 49
1996 Hou. 9.00 0-2 0 12/0 13 14 11 6
1998 Oak. 8.25 0-2 0 9/0 12 17 7 3
1999 Pitt. 9.00 0-0 2 2/0 2.0 3 3 1
Totals 5.99 8-8 0 79/0 94.2 110 46 59

BILL HAYWOOD

Year Team ERA W-L Sv G/GS IP H BB K
1968 Wash. 4.70 0-0 0 14/0 23.0 27 12 10

BUNN HEARN

Year Team ERA W-L Sv G/GS IP H BB K
1910 St.L. 5.08 1-3 0 5/5 39 49 16 14
1911 St.L. 13.50 0-0 0 2/0 2.2 7 0 1
1913 N.Y.(N) 2.77 1-1 0 2/2 13 13 7 8
1915 Pitt. 3.38 6-11 0 29/17 175.2 187 37 49
1918 Bos.(N) 2.49 5-6 0 17/12 126.1 119 29 30
1920 Bos.(N) 5.65 0-3 0 11/4 43 54 11 9
Totals 3.56 13-24 0 66/40 399.2 429 100 111

HARRY HEDGEPEETH

Year Team ERA W-L Sv G/GS IP H BB K
1913 Wash. 0.00 0-0 1 1/0 1 1 0 0

GARRY HILL

Year Team ERA W-L Sv G/GS IP H BB K
1969 Atl. 15.43 0-1 0 1/1 2.1 6 1 2

JOHN HUMPHRIES

Year Team ERA W-L Sv G/GS IP H BB K
1938 Cle. 5.23 9-8 6 45/6 103.1 105 63 56
1939 Cle. 8.26 2-4 2 15/1 28.1 30 32 12
1940 Cle. 8.29 0-2 1 19/1 33.2 35 29 17
1941 Chi.(A) 1.84 4-2 1 14/6 73.1 65 22 25
1942 Chi.(A) 2.68 12-12 0 28/28 228.1 227 59 71
1943 Chi.(A) 3.30 11-11 0 28/27 188.1 198 54 51
1944 Chi.(A) 3.67 8-10 1 30/20 169 170 57 42
1945 Chi.(A) 4.24 6-14 1 22/21 153 172 48 33
1946 Phi. 4.01 0-0 0 10/1 24.2 24 9 10
Totals 3.78 52-63 12 211/111 1002 1024 373 317

MIKE JERZEMBECK

Year Team ERA W-L Sv G/GS IP H BB K
1998 N.Y.(A) 12.79 0-1 0 3/2 6.1 9 4 1

CLYDE KING

Year Team ERA W-L Sv G/GS IP H BB K
1944 Brook. 3.09 2-1 0 14/3 43.2 42 12 14
1945 Brook. 4.09 5-3 0 42/2 112.1 131 48 29
1947 Brook. 2.77 6-5 0 29/9 87.2 85 29 31
1948 Brook. 8.03 0-1 0 9/0 12.1 14 6 5
1951 Brook. 4.15 14-7 6 48/3 121.1 118 50 33
1952 Brook. 5.06 2-0 0 23/0 42.2 56 12 17
1953 Cin. 5.21 3-6 2 35/4 76 78 32 21
Totals 4.14 32-25 11 200/21 496 524 189 150

DAVE LEMONDS

Year Team ERA W-L Sv G/GS IP H BB K
1969 Chi.(N) 3.86 0-1 0 2/1 4.2 5 5 0
1972 Chi.(A) 2.95 4-7 0 31/18 94.2 87 38 69
Totals 2.99 4-8 0 33/19 99.1 92 43 69

BILL PASCHALL

Year Team ERA W-L Sv G/GS IP H BB K
1978 K.C. 3.38 0-1 1 2/0 8 6 0 5
1979 K.C. 6.59 0-1 0 7/0 13.2 18 5 3
1981 K.C. 4.50 0-0 0 2/0 2.0 2 0 1
Totals 5.32 0-2 1 11/0 23.2 26 5 9

GEORGE TURBEVILLE

Year Team ERA W-L Sv G/GS IP H BB K
1935 Phi. 7.63 0-3 0 19/6 63.2 74 69 20
1936 Phi. 6.39 2-5 0 12/6 43.2 42 32 10
1937 Phi. 4.77 0-4 0 31/3 77.1 80 56 17
Totals 6.14 2-12 0 62/15 184.2 196 157 47

MARSHALL WILLIAMS

Year Team ERA W-L Sv G/GS IP H BB K
1916 Phi. 7.89 0-6 0 10/4 51.1 71 31 17

BRAD WOODALL

Year Team ERA W-L Sv G/GS IP H BB K
1994 Atl. 4.50 0-1 0 1/1 6 5 2 2
1995 Atl. 6.10 1-1 0 9/0 10.1 13 8 5
1996 Atl. 7.32 2-2 0 8/3 19.2 28 4 20
1998 Mil. 4.96 7-9 0 31/20 138 145 47 85
1999 Chi.(N) 5.63 0-1 0 6/3 16 17 6 7
Totals 5.31 10-14 0 55/27 190 208 67 119



Devy Bell



Marshall Hubbard

### SINGLE-SEASON BATTING RECORDS

#### AVERAGE

1. Brian Roberts (1997)	.427
2. Jim Mooring (1961)	.427
3. Jeremy Cleveland (2003)	.410
4. B.J. Surhoff (1984)	.400
5. Manny DaSilva (1994)	.399

#### AT BATS

1. Chad Prosser (2003)	283
2. Chris Maples (2002)	274
3. Adam Greenberg (2002)	267
4. Sean Farrell (2003)	266
5. Greg Mangum (2004)	260
6. Clay Hooper (2000)	258
Brian Roberts (1998)	258
8. Richie Grimsley (1998)	256
9. Russ Adams (2002)	254
Sean Farrell (2002)	254
Adam Greenberg (2000)	254
Jarrett Shearin (1998)	254

#### RUNS

1. Adam Greenberg (2002)	80
2. Brian Roberts (1998)	79
3. B.J. Surhoff (1985)	77
4. Russ Adams (2002)	75
5. Jeremy Cleveland (2003)	74
6. Tom Nevin (1988)	70
Jarrett Shearin (1998)	70
8. Adam Greenberg (2000)	69
9. Sean Farrell (2002)	66
10. Sean Farrell (2003)	65
B.J. Surhoff (1984)	65
Drex Roberts (1983)	65

#### HITS

1. Jeremy Cleveland (2003)	103
2. Brian Roberts (1997)	102
3. Adam Greenberg (2000)	98
B.J. Surhoff (1985)	98
5. Scott Bradley (1980)	96
6. Chris Maples (2002)	95
7. Russ Adams (2002)	94
8. Sean Farrell (2003)	93
Manny DaSilva (1994)	93
10. Brian Roberts (1998)	91

#### DOUBLES

1. Jarrett Shearin (1998)	25
2. Chris Maples (2002)	24
Brian Roberts (1997)	24
4. Scott Bradley (1980)	22
5. Marshall Hubbard (2004)	21
Clay Hooper (2000)	21
Brian Roberts (1998)	21
8. Jeremy Cleveland (2003)	20
Russ Adams (2002)	20
Jarrett Shearin (1999)	20
Steve Estroff (1990)	20

### TRIPLES

1. Rip Ryan (1949)	8
2. Adam Greenberg (2002)	7
Adam Greenberg (2000)	7
Chad Holbrook (1993)	7
5. Dick Prindle (1965)	6
6. Tyrell Godwin (1999)	5
Chad Holbrook (1992)	5
Donnie Leshnock (1991)	5
B.J. Surhoff (1984)	5
Drex Roberts (1983)	5
Chris Pittaro (1981)	5
Jim Atkinson (1979)	5
Ferg Norton (1960)	5

### HOME RUNS

1. Devy Bell (1986)	24
2. Chris Maples (2002)	23
3. Cookie Massey (1994)	22
Scott Johnson (1985)	22
5. Mike Stoner (1996)	20
6. Jeremy Cleveland (2003)	19
7. Cookie Massey (1993)	18
8. Marshall Hubbard (2004)	17
Adam Greenberg (2002)	17

### EXTRA BASE HITS

1. Chris Maples (2002)	48
2. Jarrett Shearin (1998)	42
3. Marshall Hubbard (2004)	41
Adam Greenberg (2002)	41
5. Jeremy Cleveland (2003)	40
Scott Johnson (1985)	40
7. Cookie Massey (1994)	39
8. Steve Estroff (1990)	38
9. Chris Iannetta (2004)	36

### RUNS BATTED IN

1. Marshall Hubbard (2004)	83
2. Scott Johnson (1985)	81
3. Chris Maples (2002)	79
4. Sean Farrell (2002)	78
Steve Estroff (1990)	73
6. Howard Freiling (1987)	69
7. Jarrett Shearin (1998)	68
8. Ryan Earey (2000)	67
Tyrell Godwin (2000)	67
10. Manny DaSilva (1993)	66

### TOTAL BASES

1. Chris Maples (2002)	190
2. Jeremy Cleveland (2003)	182
3. Adam Greenberg (2002)	172
4. Marshall Hubbard (2004)	166
5. Jarrett Shearin (1998)	161
6. Steve Estroff (1990)	160
Scott Johnson (1985)	160
8. Michael Stoner (1996)	157
9. Brian Roberts (1998)	155
10. Sean Farrell (2003)	154
Devy Bell (1986)	154

### STOLEN BASES

1. Brian Roberts (1998)	63
2. Brian Roberts (1997)	47
3. Russ Adams (2002)	45
4. Chad Holbrook (1993)	40
5. Steve Mrowka (1986)	38
6. Adam Greenberg (2002)	35
7. Steve Mrowka (1987)	33
B.J. Surhoff (1984)	33

### WALKS

1. Dan Moylan (1999)	68
2. Barney Spooner (1982)	59
3. Dan Moylan (2000)	57
4. Russ Adams (2002)	52
5. Brian Roberts (1998)	50
6. Chris LaMarsh (1999)	49
Dan Moylan (1998)	49
8. Brad Woodall (1990)	48
Scott Johnson (1986)	48
Jim Stone (1985)	48

### CAREER BATTING RECORDS

#### AVERAGE (MIN. TWO YEARS)

1. B.J. Surhoff (1983-85)	.392
2. Brian Roberts (1997-98)	.389
3. Roy Clark (1978-79)	.363
4. Tyrell Godwin (1998-2000)	.362
5. Danny Talbott (1965-67)	.357

### AT BATS

1. Chad Prosser (2000-03)	935
2. Jarrett Shearin (1996-99)	907
3. Chad Holbrook (1990-93)	894
4. Sean Farrell (2000-03)	865
5. Clay Hooper (1996-2000)	812
6. Pete Kumiega (1980-83)	782
7. Dave Arendas (1987-90)	761
8. Jeff Hubbard (1981-84)	755

### RUNS

1. Jarrett Shearin (1996-99)	219
2. Adam Greenberg (2000-02)	201
3. Sean Farrell (2000-03)	199
4. B.J. Surhoff (1983-85)	187
5. Chad Prosser (2000-03)	186
6. Chad Holbrook (1990-93)	179
7. Clay Hooper (1996-2000)	173
8. Devy Bell (1984-87)	172
9. Dan Moylan (1998-2000)	166
10. Russ Adams (2000-02)	163
Dave Arendas (1987-90)	163

### HITS

1. Chad Prosser (2000-03)	291
2. Sean Farrell (2000-03)	288
3. Jarrett Shearin (1996-99)	284
4. Chad Holbrook (1990-93)	273
5. B.J. Surhoff (1983-85)	265
6. Pete Kumiega (1980-83)	254
7. Adam Greenberg (2000-02)	253
8. Clay Hooper (1996-2000)	246
Jeff Hubbard (1981-84)	246

### DOUBLES

1. Jarrett Shearin (1996-99)	73
2. Sean Farrell (2000-03)	63
3. Pete Kumiega (1980-83)	51
4. Dan Moylan (1998-2000)	49
5. Chad Prosser (2000-03)	48
6. Greg Schuler (1980-83)	47
7. Darren Villani (1988-91)	46
8. B.J. Surhoff (1983-85)	46
9. Adam Greenberg (2000-02)	45
Clay Hooper (1996-2000)	45
Brian Roberts (1997-98)	45

### TRIPLES

1. Adam Greenberg (2000-02)	17
2. Chad Holbrook (1990-93)	14
3. Ferg Norton (1959-61)	12
4. Tyrell Godwin (1998-2000)	11
Jim Atkinson (1976-79)	11
6. Jarrett Shearin (1996-99)	10
7. Drex Roberts (1981-83)	9

### HOME RUNS

1. Devy Bell (1984-87)	57
2. Chris Cox (1990-93)	49
3. Sean Farrell (2000-03)	40
Jarrett Shearin (1996-99)	40
Cookie Massey (1993-94)	40
Scott Johnson (1983-86)	40



7. Ryan Earey (1998-2000)	39
Pete Kumiega (1980-83)	39
9. Manny DaSilva (1992-94)	34
10. Chris Iannetta (2002-04)	32
Chris Maples (1999-2002)	32

**RUNS BATTED IN**

1. Sean Farrell (2000-03)	214
Jarrett Shearin (1996-99)	214
3. Devy Bell (1984-87)	192
4. Pete Kumiega (1980-83)	187
5. Ryan Earey (1998-2000)	185
6. Scott Johnson (1983-86)	177
7. Chris Iannetta (2002-04)	160
Chris Cox (1990-93)	158

**STOLEN BASES**

1. Brian Roberts (1997-98)	110
2. Chad Holbrook (1990-93)	98
3. Russ Adams (2000-02)	93
4. Adam Greenberg (2000-02)	92
5. B.J. Surhoff (1983-85)	84
6. Jarrett Shearin (1996-99)	75
7. Dave Arendais (1987-90)	74

**WALKS**

1. Dan Moylan (1998-2000)	174
2. Sean Farrell (2000-03)	136
3. Chris LaMarsh (1996-99)	125
4. Adam Greenberg (2000-02)	124
5. Brad Woodall (1988-91)	118
6. Jarrett Shearin (1996-99)	113
7. Scott Johnson (1983-86)	108

**SINGLE-SEASON PITCHING RECORDS**
**GAMES**

1. Derrick DePriest (1998)	44
2. Thad Chrismon (1993)	38
3. Derrick DePriest (1999)	36
4. Thad Chrismon (1995)	36
5. Derrick DePriest (2000)	35
Thad Chrismon (1994)	35

**WINS**

1. Greg Norris (1978)	14
2. Jim Dougherty (1990)	12
John Thoden (1989)	12
3. Derek Manning (1993)	11
Scott Bankhead (1984)	11
Mark Ochal (1981)	11
Tom Buskey (1969)	11
Sean Murphy (1995)	11

**WINNING PERCENTAGE (MIN. 5 DECISIONS)**

1. Scott Bankhead (11-0) (1984)	1.000
Scott Bankhead (9-0) (1983)	1.000
Garry Hill (8-0) (1967)	1.000
Scott Manshack (7-0) (2002)	1.000
Scott Autrey (7-0) (2000)	1.000
Nicky Warren (7-0) (1961)	1.000
Brad Woodall (6-0) (1989)	1.000
B.J. Finnerty (5-0) (2000)	1.000
Bill Paschall (5-0) (1974)	1.000
Chris Elmore (5-0) (1998)	1.000

**INNINGS**

1. John Thoden (1989)	133.2
2. Derek Manning (1993)	117.2
3. Jim Dougherty (1990)	115.2
4. Derrick DePriest (1998)	114.1
5. Greg Norris (1978)	113.2

**EARNED RUN AVERAGE**

1. Garry Hill (1967)	0.70
2. Wayne Young (1958)	0.89
3. Eddie Hill (1970)	1.07
4. Bill Paschall (1964)	1.13
5. Roger Williams (1983)	1.19
Brad Woodall (1989)	1.19

**STRIKEOUTS**

1. Sean Murphy (1995)	125
2. Scott Bankhead (1984)	124
3. Greg Norris (1978)	118
4. Sean Murphy (1994)	113
Roger Williams (1983)	113
6. Derek Manning (1993)	105

**SAVES**

1. Thad Chrismon (1993)	18
2. Derrick DePriest (2000)	12
Thad Chrismon (1995)	12
4. Corey Richardson (1996)	10



Thad Chrismon (1994)	10
James Parks (1981)	10
7. Gordon Douglas (1986)	9

**CAREER PITCHING RECORDS**
**GAMES**

1. Thad Chrismon (1992-95)	141
2. Derrick DePriest (1997-2000)	124
3. Whitley Benson (2001-04)	115
4. Kevin Brower (2001-04)	105
5. Brad Woodall (1988-91)	97
6. Scott Senatore (2001-04)	94
7. Tim Kirk (1983-86)	92
8. Michael Gross (2001-04)	91
9. Rich Fernandez (1988-91)	85

**WINS**

1. Michael Hoog (1987-90)	30
2. Jim Dougherty (1987-90)	28
3. Thad Chrismon (1992-95)	26
4. Roger Williams (1983-85)	24
Scott Bankhead (1982-84)	24

**WINNING PERCENTAGE**

1. Scott Bankhead, 24-3 (1982-84)	.889
2. Chris Elmore, 19-3 (1997-2000)	.864
3. John Thoden, 20-4 (1987-89)	.833
4. Paul Shuey, 18-4 (1990-92)	.818
5. Mark Ochal, 21-5 (1980-81)	.808

**INNINGS**

1. Michael Hoog (1987-90)	390.0
2. Jim Dougherty (1987-90)	357.0
3. Thad Chrismon (1992-95)	330.0
4. Derek Manning (1989-93)	286.0
5. Wayne Young (1958-60)	282.2

**EARNED RUN AVERAGE**

1. Bill Haywood (1963-64)	1.36
2. Wayne Young (1958-60)	1.53
3. Tom Buskey (1967-69)	1.75
4. Bill Paschall (1973-76)	1.95
5. David Kirk (1978-80)	2.04
6. Mike Merritt (1972-75)	2.16

**STRIKEOUTS**

1. Michael Hoog (1987-90)	289
2. Jim Dougherty (1987-90)	281
3. Thad Chrismon (1992-95)	279
4. Mike Bynum (1997-99)	276
5. Ryan Snare (1998-2000)	269
6. Scott Bankhead (1982-84)	257

**COMPLETE GAMES**

1. Jim Raugh (1955-57)	19
Bill Paschall (1973-76)	19
3. Mike Merritt (1972-75)	17
Tom Buskey (1967-69)	17
5. John Dannemann (1971-74)	16

Current Players in boldface.

**THE LAST TIME A TAR HEEL ...**

**Homered Leading Off a Game:**  
Greg Mangum vs. NC State, May 20, 2004

**Hit Two Home Runs in a Game:**  
Sammy Hewitt at Duke, April 25, 2004

**Hit Three Home Runs in a Game**  
Chris Maples vs. NC State, April 20, 2002

**Hit a Grand Slam:**  
Marshall Hubbard at Wake Forest, April 2, 2004  
(First inning)

**Hit Home Runs in Consecutive At Bats:**  
Sammy Hewitt at Duke, April 25, 2004

**Hit Home Runs in Three Straight At Bats:**  
Adam Greenberg vs. Towson, March 27, 2002

**Hit Two Home Runs in One Inning:**  
Chris Maples vs. Florida State, March 23, 2002 (7th)

**Hit a Home Run in His First Collegiate Game:**  
Brian Roberts at Coastal Carolina, February 15, 1997

**Hit a Home Run in His First Collegiate At Bat:**  
Richie Grimsley vs. Furman, February 21, 1995

**Hit an Inside-the-Park Home Run:**  
Jay Cox at Georgia Tech, April 11, 2004

**Five Hits in a Game:**  
Chase Younts vs. Maryland, May 27, 2004

**Pitched a No-Hitter:**  
Greg Norris vs. East Tennessee State, April 28, 1978

**Pitched a Combined No-Hitter:**  
Chris Elmore and Ryan Earey vs. Towson, March 23, 1999

**Pitched a One-Hitter:**  
Brian Willman vs. Clemson, April 23, 1994

**Had 10-Plus Strikeouts in a Game:**  
Andrew Miller at Miami, May 16, 2004

**Pitched a Complete-Game Shutout:**  
Garry Bakker vs. Maryland, May 27, 2004

**THE LAST TIME THE TAR HEELS ...**

**Had Back-to-Back Home Runs**  
Fifth inning vs. UNC Greensboro, April 21, 2004  
(Matt Ellington and Mell Adams)

**Had Three Consecutive Home Runs:**  
Sixth inning vs. Princeton, March 20, 2002  
(Ryan Blake, Chris Maples, Chris Iannetta)

Second inning vs. Maryland, March 17, 2002: (Sean Farrell, Chris Maples, Jeremy Cleveland)

**Scored 20 Or More Runs In A Game:**  
20-2 win over Duke, May 28, 2004

**Had 20 Or More Hits In A Game:**  
23 vs. Duke, May 28, 2004

**Had 15 Or More Strikeouts In A Game:**  
15 vs. California, March 1, 2002 (Game 2)

**Did Not Issue A Walk In A Game:**  
May 28, 2004 vs. Duke  
(Andrew Miller)

**Turned A Triple Play:**  
April 25, 2004 at Duke (Fifth Inning)  
(6-3: With runners on first and second, 1B Wes Moyer caught a pop bunt for the first out, stepped on first for the second out and threw to SS Greg Mangum at second for the third out.)



# CAROLINA BASEBALL

## SINGLE-SEASON INDIVIDUAL RECORDS

### BATTING

**At Bats:** 283, Jeremy Cleveland (2003)  
**Games:** 65, nine players  
**Runs:** 80, Adam Greenberg (2002)  
**Hits:** 103, Jeremy Cleveland (2003)  
**Walks:** 68, Dan Moylan (1999)  
**Total Bases:** 190, Chris Maples (2002)  
**Doubles:** 25, Jarrett Shearin (1998)  
**Triples:** 8, Rip Ryan (1949)  
**Home Runs:** 24, Devy Bell (1986)  
**Extra-Base Hits:** 48, Chris Maples (2002)  
**Slugging Pct.:** .766, Cookie Massey (1994)  
**Runs Batted In:** 83, Marshall Hubbard (2004)  
**Average:** .427, Brian Roberts (1997)  
**Stolen Bases:** 63, Brian Roberts (1998)  
**Hit By Pitch:** 28, Ryan Earey (2000)  
**Hit Streak:** 31 games, Ron Maurer (1990)

### FIELDING

**Putouts:** 577, Steve Estroff (1990)  
**Assists:** 220, Ron Maurer (1990)  
**Errors:** 33, Darin Campbell (1986)

### PITCHING

**ERA:** 0.70, Garry Hill (1967)  
**Wins:** 14, Greg Norris (1978)  
**Games:** 44, Derrick DePriest (1998)  
**Innings:** 133.2, John Thoden (1990)  
**Strikeouts:** 125, Sean Murphy (1995)  
**Winning Pct.:** (min. 5 decisions) - 1.000 eight pitch  
 ers on 10 occasions; most recently by **Scott  
 Manshack, 7-0 (2002)**  
**Starts:** 19, John Thoden (1989)  
**Complete Games:** 13, Greg Norris (1978)  
**Pickoffs:** 18, Eric Henderson (2000)  
**Relief Outings:** 43, Derrick DePriest (1998)  
**Saves:** 18, Thad Chrismon (1993)  
**Shutouts:** 3, Bill Paschall (1974), Mike Merritt  
 (1972) and Jerry Davis (1964)  
**Consecutive Wins:** 14, Greg Norris (1978)

## SINGLE-SEASON TEAM RECORDS

**Highest Batting Average:** .325, 752-2315 (2002)  
**Lowest Batting Average:** .209, 188-901 (1952)  
**Most Games:** 65 (1990, 1998 and 2003)  
**Most At Bats:** 2,358 (2003, 65 games)  
**Most Runs:** 541 (2002, 63 games)  
**Fewest Runs:** 88 (1970, 30 games)  
**Most Hits:** 753 (2003, 65 games)

## TEAM RECORDS

### AVERAGE

- .325 (2002)
- .323 (2000)
- .322 (1984)
- .319 (2003)
- .319 (1983)
- .316 (1980)
- .315 (1999)
- .312 (1981)
- .307 (1985)
- .304 (1997)
- .304 (1994)

### HITS

- 753 (2003)
- 752 (2002)
- 719 (2000)
- 670 (1998)
- 674 (2004)
- 637 (1999)
- 628 (1997)
- 625 (1980)
- 624 (1984)
- 619 (1990)

### DOUBLES

- 153 (2002)
- 137 (1998)
- 134 (1997)
- 133 (2004)
- 132 (2003)
- 130 (1999)
- 129 (1995)
- 128 (2000)
- 127 (1980)
- 119 (1984)

### TRIPLES

- 24 (1949)
- 22 (1981)
- 19 (2000)
- 18 (2002)
- 18 (1978)
- 16 (1999)
- 16 (1990)
- 15 (2003)
- 15 (2001)
- 15 (1998)

### HOME RUNS

- 108 (2002)
- 95 (1986)
- 92 (1998)
- 83 (1994)
- 80 (1997)
- 78 (1987)
- 78 (1985)
- 76 (1988)
- 74 (1981)
- 71 (2003)

### RUNS


- 541 (2002)
- 522 (2000)
- 507 (2003)
- 493 (1998)
- 464 (1999)
- 452 (1990)
- 452 (1985)
- 451 (2004)
- 447 (1986)
- 445 (1987)

### EXTRA BASE HITS

- 279 (2002)
- 244 (1998)
- 222 (1997)
- 218 (2003)
- 216 (2000)
- 216 (1994)
- 213 (2004)
- 210 (1995)
- 209 (1999)
- 200 (1986)

### TOTAL BASES

- 1265 (2002)
- 1128 (2003)
- 1113 (1998)
- 1092 (2000)
- 1034 (2004)
- 1018 (1997)
- 990 (1994)
- 988 (1999)
- 975 (1986)
- 969 (1995)
- 960 (1988)



Jarrett Shearin

**Fewest Hits:** 178 (1973, 26 games)  
**Most Doubles:** 153 (2002, 63 games)  
**Most Triples:** 24 (1949, 31 games)  
**Most Home Runs:** 108 (2002, 63 games)  
**Fewest Home Runs:** 5 (1972, 32 games)  
**Most Stolen Bases:** 135 (1983, 174 attempts, 52  
 games)  
**Most Walks (Batting):** 324 (1990, 65 games)  
**Most Strikeouts (Batting):** 463 (1998, 65 games)  
**Highest Fielding Pct.:** .970 (1967)  
**Most Games Won:** 51 (1990)  
**Most Games Lost:** 31 (1997)  
**Longest Winning Streak:** 21 (2000)  
**Longest Losing Streak:** 8 (1997)  
**Longest Game, Innings:** 15 (four times)

## CAREER INDIVIDUAL RECORDS

### BATTING

**At Bats:** 935, Chad Prosser (2000-03)  
**Games:** 244, Chad Prosser (2000-03)  
**Runs:** 219, Jarrett Shearin (1996-99)  
**Hits:** 291, Chad Prosser (2000-03)  
**Walks:** 174, Dan Moylan (1998-2000)  
**Total Bases:** 497, Jarrett Shearin (1996-99)  
**Doubles:** 73, Jarrett Shearin (1996-99)  
**Triples:** 17, Adam Greenberg (2000-02)  
**Home Runs:** 57, Devy Bell (1984-87)  
**Slugging Pct.:** .667 Cookie Massey (1993-94)  
**Runs Batted In:** 214, Jarrett Shearin (1996-99);  
 Sean Farrell (2000-03)  
**Average:** .392, B.J. Surhoff (1983-85)  
**Stolen Bases:** 110, Brian Roberts (1997-98)  
**Hit By Pitch:** 51, Ryan Earey (1998-2000)

### PITCHING

**ERA:** 1.36, Bill Haywood (1963-64)  
**Wins:** 30, Michael Hoog (1987-90)  
**Games:** 141, Thad Chrismon (1992-95)  
**Innings:** 390.0, Michael Hoog (1987-90)  
**Winning Pct.:** .889, (24-3), Scott Bankhead, 1982-  
 84  
**Starts:** 60, Michael Hoog (1987-90)  
**Complete Games:** 19, Bill Paschall (1973-76) and  
 Jim Raugh (1955-57)  
**Relief Outings:** 135, Thad Chrismon (1992-95)  
**Saves:** 41, Thad Chrismon (1992-95)  
**Shutouts:** 7, Mike Merritt (1972-75)  
**Consecutive Wins:** 20, Scott Bankhead (1983-84)

## SINGLE-GAME INDIVIDUAL RECORDS

**At Bats:** 8, Greg Schuler vs. Appalachian St.  
 (3/28/82), Ron Maurer vs. Duke (3/30/88) and Scott  
 Johnson vs. Baptist (2/21/85)  
**Runs:** 5, B.J. Surhoff vs. Davidson (3/28/85), Dan  
 Moylan vs. Campbell (4/22/98), Jarrett Shearin vs.  
 Towson (3/24/99), Adam Greenberg vs. Towson  
 (3/27/02), Jeremy Cleveland vs. Princeton (3/19/03)  
 and Sean Farrell vs. Princeton (3/19/03)  
**Hits:** 6, Greg Schuler vs. Baptist (4/13/82)  
**RBI:** 10, Cookie Massey vs. Marist (3/16/94)  
**Total Bases:** 15, Scott Johnson vs. East Carolina  
 (3/21/85)  
**Doubles:** 4, by three players, most recently by  
 Jarrett Shearin vs. William & Mary (2/24/98)  
**Triples:** 2, John Burgwyn vs. Virginia Tech  
 (3/28/58)  
**Home Runs:** 3 - eight times, most recently by  
 Chris Maples vs. NC State (4/20/02)  
**Stolen Bases:** 5, Steve Mrowka vs. Campbell  
 (5/7/86) and Brian Roberts vs. Maryland (3/7/98)  
**Strikeouts:** 19, Roger Williams vs. Duke (4/1/85)

Current Players in boldface.



## YEAR-BY-YEAR UNC BATTING STATISTICS

Year	AVG	G	AB	R	H	2B	3B	HR	RBI	TB	SLG%	BB	HBP	SO	GDP	OB%	SF	SH	SB-ATT	PO	A	E	FLD%
2004	.297	64	2268	451	674	133	13	67	407	1034	.456	250	48	430	28	.375	28	30	60-81	1736	714	100	.961
2003	.319	65	2358	507	753	132	15	71	452	1128	.478	252	70	397	39	.396	32	29	74-103	1762	720	85	.967
2002	.325	64	2315	541	752	153	18	108	491	1265	.546	312	68	366	31	.415	34	17	127-164	1716	645	79	.968
2001	.302	57	1967	398	595	116	15	30	355	831	.422	230	54	350	43	.385	32	31	91-116	1497	652	94	.958
2000	.323	63	2225	522	719	128	19	69	479	1092	.491	300	86	348	40	.414	55	28	132-168	1694	711	97	.961
1999	.315	59	2022	464	637	130	16	63	406	988	.489	289	56	375	41	.408	40	20	127-168	1555	633	106	.954
1998	.300	65	2232	493	670	137	15	92	456	1113	.499	306	50	463	23	.391	37	58	128-166	1724	709	111	.956
1997	.304	60	2068	434	628	134	8	80	386	1018	.492	265	43	384	40	.388	34	47	99-127	1575	625	99	.957
1996	.289	58	1972	365	569	91	9	66	321	876	.444	212	44	347	50	.366	26	56	67-108	1548	638	118	.949
1995	.294	62	2081	411	611	129	14	87	369	969	.466	249	52	372	39	.379	23	58	70-105	1631	706	112	.954
1994	.304	55	1953	414	594	119	14	83	367	990	.507	220	47	416	29	.384	20	28	63-78	1458	647	113	.949
1993	.292	63	2114	396	617	105	14	70	366	960	.454	242	47	433	34	.373	24	51	120-160	1663	688	110	.955
1992	.280	58	1948	333	545	88	14	41	287	784	.402	203	32	318	40	.352	33	36	90-130	1504	705	100	.957
1991	.283	59	1942	354	550	86	9	48	310	798	.411	233	21	324	31	.364	15	61	62-99	1539	632	80	.964
1990	.288	65	2150	452	619	106	16	63	390	946	.440	324	29	336	75	.384	27	83	110-152	1732	770	109	.958
1989	.257	60	1924	299	495	95	9	34	260	710	.369	250	43	380	45	.351	29	64	59-99	1597	677	76	.968
1988	.288	61	2083	430	599	111	11	76	383	960	.461	226	32	303	62	.361	35	50	92-116	1596	717	99	.959
1987	.294	53	1790	445	527	104	13	78	396	891	.498	266	29	261	37	.415	27	37	121-154	1370	602	79	.961
1986	.302	55	1916	447	579	99	6	95	398	975	.509	268	24	267	42	.406	23	40	108-135	1460	638	125	.944
1985	.307	58	1984	452	609	109	7	78	388	968	.488	244	27	251	35	.381	23	30	113-159	1493	620	77	.965
1984	.322	57	1934	442	624	101	14	60	391	933	.482	229	20	200	37	.386	39	42	113-151	1473	591	94	.956
1983	.319	52	1735	390	554	109	13	55	333	854	.492	243	16	174	33	.397	19	36	135-174	1342	504	69	.964
1982	.247	56	1890	296	466	89	6	38	239	681	.360	275	23	275	52	.339	19	47	122-156	1531	656	90	.960
1981	.312	53	1848	401	577	89	22	74	354	932	.504	243	--	254	51	--	16	18	133-166	1394	628	98	.954
1980	.316	56	1976	420	625	127	12	60	379	956	.484	210	--	208	46	--	19	24	103-137	1469	614	96	.956
1979	.298	50	1805	323	538	86	14	36	280	760	.421	155	--	229	--	--	--	--	115-147	1374	532	95	.953
1978	.276	55	1807	320	499	83	18	29	259	705	.390	194	--	288	--	--	--	--	77-101	1408	564	118	.944
1977	.261	35	1158	165	302	48	11	19	137	425	.367	131	--	151	--	--	--	--	61	905	425	63	.955
1976	.249	36	1162	158	289	51	6	11	137	385	.331	149	--	163	--	--	--	--	53	951	423	67	.954
1975	.254	36	1165	167	296	51	8	12	149	399	.342	137	--	180	--	--	--	--	55	943	372	77	.945
1974	.261	31	1056	157	276	42	5	12	132	364	.345	118	--	140	--	--	--	--	34	837	362	46	.959
1973	.217	26	821	99	178	25	5	7	82	234	.285	92	--	121	--	--	--	--	19	674	291	37	.963
1972	.260	32	987	162	257	50	12	5	149	346	.351	135	--	117	--	--	--	--	20	811	353	55	.953
1971	.282	32	1108	175	312	50	4	14	160	412	.372	155	--	139	--	--	--	--	--	835	396	57	.953
1970	.221	32	921	93	204	30	5	7	77	265	.288	121	--	161	--	--	--	--	--	738	316	56	.949

## YEAR-BY-YEAR UNC PITCHING STATISTICS

Year	ERA	W-L	APP	CG	SHO/CBO	SV	IP	H	R	ER	BB	SO	2B	3B	HR	BF	B/AVG	WP	HBP	BK	SFA	SHA
2004	3.62	43-21	64	3	7/5	12	578.2	525	294	233	231	484	84	1	44	2508	.243	31	72	10	15	33
2003	4.31	42-23	65	1	3/3	8	587.1	610	325	281	245	479	81	5	46	2616	.272	32	54	10	27	51
2002	4.37	43-21	64	4	4/1	13	572.0	561	322	278	270	515	75	4	46	2193	.256	69	52	10	10	28
2001	5.90	31-26	57	1	3/2	9	499.0	617	416	327	289	315	96	8	52	1989	.310	74	43	10	37	38
2000	4.30	46-17	63	2	7/6	15	564.2	569	319	270	254	475	87	11	40	2515	.264	47	41	13	24	33
1999	3.73	41-18	59	3	4/4	11	518.1	493	291	215	247	510	94	8	35	2297	.251	51	38	6	19	28
1998	4.67	42-23	65	6	3/2	13	574.2	587	389	298	313	492	106	9	62	2628	.265	58	33	2	22	43
1997	6.09	29-31	60	7	0/0	9	525.0	610	437	355	358	418	99	10	66	2548	.292	86	46	2	23	29
1996	4.62	33-25	58	8	3	13	516.0	493	350	265	276	375	86	12	53	2347	.251	55	50	3	17	36
1995	4.52	39-23	62	9	1	13	543.2	562	339	273	277	478	113	10	38	2479	.265	71	38	1	17	21
1994	4.22	34-21	55	4	4	13	486.0	484	290	228	222	448	88	4	38	2175	.257	45	29	4	11	26
1993	3.85	43-20	63	4	2	23	554.1	553	308	237	207	502	95	8	43	2450	.256	56	37	2	18	31
1992	4.27	31-27	58	4	3	8	501.1	528	311	238	253	344	110	12	32	2269	.273	48	30	3	16	35
1991	4.30	36-23	59	6	3	11	513.0	517	306	245	322	437	84	14	39	2342	.266	41	25	3	15	33
1990	3.07	51-14	65	10	6	18	577.1	534	258	197	280	505	67	12	41	2510	.246	43	16	4	43	--
1989	3.18	41-18-160	10	4		14	532.1	468	231	188	208	427	98	15	38	2266	.235	22	28	1	41	--
1988	4.92	34-27	61	17	2	12	532.0	569	353	291	245	383	112	15	62	--	.273	27	27	0	35	50
1987	4.93	31-22	53	10	3	7	456.2	451	309	250	223	322	86	11	45	--	.257	22	20	4	22	28
1986	4.86	33-22	55	4	4	12	486.2	516	344	263	243	317	103	11	47	--	.267	35	26	4	19	25
1985	3.89	40-17	58	9	6	6	497.2	428	248	215	250	437	88	9	43	--	.230	25	19	4	12	17
1984	3.56	44-13	57	10	4	16	491.0	437	250	194	208	431	77	10	44	--	.235	29	13	5	11	17
1983	2.89	42-10	52	15	5	13	447.1	359	186	144	189	402	61	9	26	--	.217	27	15	5	8	17
1982	4.53	29-27	56	8	4	8	510.1	475	333	257	391	329	98	9	39	--	.254	52	33	6	20	37
1981	4.51	38-15	53	14	0	14	464.2	448	292	233	296	286	74	13	33	--	.256	--	--	--	--	--
1980	4.10	39-17	56	18	3	8	489.2	444	285	223	267	306	63	8	43	--	--	--	--	--	22	29
1979	3.62	33-16-150	7	5		--	458.0	375	246	184	292	395	62	12	18	--	.221	--	--	--	--	--
1978	3.15	38-17	55	28	7	--	469.1	411	233	164	207	341	67	12	20	--	.230	--	--	--	--	--
1977	3.61	18-17	35	17	2	--	301.2	284	147	121	150	171	48	18	16	--	.250	--	--	--	--	--
1976	2.70	19-17																				



# CAROLINA BASEBALL

## ANNUAL BATTING LEADERS



Chris Maples




Jeremy Cleveland

Year	Average	Runs	Hits	Home Runs	Runs Batted In
1954	Will Frye (.354)	Connie Gravitte (25)	Fred Dale (30)	Connie Gravitte (6)	Connie Gravitte (16)
1955	Tom Zachary (.380)	Connie Gravitte (25)	Connie Gravitte (31)	Connie Gravitte (7)	Al Long (16)
1956	Ivalee Hill (.358)	Don Lewis (21)	Jack Woods (28)	Ivalee Hill (4)	Ivalee Hill (24)
1957	Dick Hudson (.313)	Joe Shook (20)	three with 26	Ivalee Hill (2)	Hudson, Honeycutt (14)
1958	Gerald Griffin (.337)	Carson Oldham (30)	Gerald Griffin (35)	Gerald Griffin (2)	Alton Pons (25)
1959	John Burgwyn (.324)	Gerald Griffin (16)	John Burgwyn (24)	Ferg Norton (2)	Vaughn Bryson (12)
1960	Gerald Griffin (.321)	Ferg Norton (29)	Gerald Griffin (36)	Griffin, Norton (3)	Gerald Griffin (21)
1961	Jim Mooring (.427)	Ferg Norton (21)	Jim Mooring (32)	Mooring, DeLollo (3)	Jim Mooring (21)
1962	Buddy Tilden (.339)	Paul Swing (22)	Neal, Swing (28)	Tilden, Neal (2)	Larry Neal (16)
1963	Tom Wright (.377)	Dick Prindle (24)	Jim Speight (35)	Ken Willard (4)	Ken Willard (18)
1964	John Shaw (.364)	Jim Speight (32)	Dick Prindle (41)	Ken Willard (11)	Ken Willard (40)
1965	Danny Talbott (.362)	Taylor, Prindle (21)	Danny Talbott (38)	Bonczek, Black (3)	Danny Talbott (24)
1966	Charlie Carr (.397)	Charlie Carr (26)	Danny Talbott (51)	four with 3	Carr, Talbott (21)
1967	Skip Hull (.363)	Danny Talbott (20)	Danny Talbott (32)	Garry Hill (4)	Danny Talbott (18)
1968	Doug Lanham (.333)	Ron Lemonds (22)	Skip Hull (36)	Skip Hull (4)	Skip Hull (26)
1969	Eddie Hill (.377)	Eddie Hill (23)	Eddie Hill (46)	Skip Hull (7)	Skip Hull (27)
1970	Eddie Hill (.357)	Eddie Hill (16)	Eddie Hill (35)	Eddie Hill (5)	Eddie Hill (14)
1971	Doug Lanham (.336)	Bob Elliott (31)	Jack Gillis (44)	Larry Kiser (4)	Jack Gillis (31)
1972	Tom Gillis (.344)	Mike Roberts (25)	Bobby Guthrie (36)	Mike Roberts (2)	Jack Leachman (22)
1973	Jack Leachman (.243)	Lee Smith (12)	Kennedy, Guthrie (21)	three with 2	Guthrie, Lydecker (12)
1974	Dale Lydecker (.350)	Bobby Guthrie (26)	Bobby Guthrie (43)	Bobby Guthrie (6)	Bobby Guthrie (24)
1975	Steve Rackley (.319)	Steve Rackley (25)	Chris Knepp (40)	Early Jones (4)	Mike Wilkerson (27)
1976	Kevin Haeberle (.346)	Steve Rackley (24)	Steve Rackley (38)	Early Jones (4)	three with 18
1977	Jim Atkinson (.341)	Jim Atkinson (23)	Randy Warrick (53)	Jim Atkinson (5)	Jim Atkinson (23)
1978	Dave Barnett (.356)	Jim Atkinson (45)	Jim Atkinson (71)	three with 6	Greg Robinson (49)
1979	Roy Clark (.382)	Jim Atkinson (56)	Roy Clark (84)	Jim Atkinson (16)	Jim Atkinson (52)
1980	Scott Bradley (.386)	Scott Bradley (59)	Scott Bradley (96)	Scott Bradley (10)	Scott Bradley (63)
1981	Joe Reto (.392)	Drex Roberts (55)	Scott Bradley (76)	Joe Reto (13)	Scott Bradley (50)
1982	Chris Pittaro (.283)	Barney Spooner (42)	Pete Kumiega (60)	Pete Kumiega (12)	Pete Kumiega (42)
1983	B.J. Surhoff (.386)	Drex Roberts (65)	B.J. Surhoff (80)	Pete Kumiega (12)	Jeff Hubbard (56)
1984	B.J. Surhoff (.400)	B.J. Surhoff (65)	B.J. Surhoff (98)	Todd Wilkinson (14)	Todd Wilkinson (57)
1985	B.J. Surhoff (.388)	B.J. Surhoff (77)	B.J. Surhoff (87)	Scott Johnson (22)	Scott Johnson (81)
1986	Darin Campbell (.349)	Devy Bell (57)	Devy Bell (73)	Devy Bell (24)	Devy Bell (64)
1987	Jesse Levis (.344)	Steve Mrowka (56)	Howard Freiling (72)	Bell, Campbell (17)	Howard Freiling (69)
1988	Tom Nevin (.343)	Tom Nevin (70)	Tom Nevin (81)	Tom Nevin (13)	Darin Campbell (49)
1989	Jesse Levis (.341)	Jesse Levis (41)	Jesse Levis (78)	Todd Nichols (8)	Todd Nichols (40)
1990	Steve Estroff (.389)	Kurt Green (53)	Steve Estroff (89)	Steve Estroff (15)	Steve Estroff (73)
1991	Cy Richardson (.333)	Brad Woodall (45)	Chad Holbrook (66)	Chris Cox (12)	Darren Villani (49)
1992	Donnie Leshnock (.336)	Manny DaSilva (39)	Chad Holbrook (65)	Chris Cox (17)	Chris Cox (43)
1993	Chad Holbrook (.353)	Chad Holbrook (56)	Chad Holbrook (88)	Cookie Massey (18)	Manny DaSilva (66)
1994	Manny DaSilva (.399)	Manny DaSilva (61)	Manny DaSilva (93)	Cookie Massey (22)	Cookie Massey (49)
1995	Josh Rowell (.381)	Michael Stoner (47)	Michael Stoner (81)	Michael Stoner (12)	David Boone (51)
1996	Mitch Jones (.369)	Michael Stoner (55)	Michael Stoner (79)	Michael Stoner (20)	Michael Stoner (65)
1997	Brian Roberts (.427)	Brian Roberts (63)	Brian Roberts (102)	Gregg Donohue (15)	Gregg Donohue (60)
1998	Brian Roberts (.353)	Brian Roberts (79)	Brian Roberts (91)	Jarrett Shearin (14)	Jarrett Shearin (68)
1999	Tyrell Godwin (.371)	Moylan, Shearin (57)	Godwin, Hooper (82)	Ryan Earey (15)	Ryan Earey (63)
2000	Adam Greenberg (.386)	Adam Greenberg (69)	Adam Greenberg (98)	Ryan Earey (14)	Godwin, Earey (67)
2001	Chad Prosser (.357)	Adams, Greenberg (42)	Russ Adams (79)	Maples, Blake (7)	Ryan Blake (42)
2002	Russ Adams (.370)	Adam Greenberg (80)	Chris Maples (95)	Chris Maples (23)	Chris Maples (79)
2003	Jeremy Cleveland (.410)	Jeremy Cleveland (74)	Jeremy Cleveland (103)	Jeremy Cleveland (19)	Jeremy Cleveland (65)
2004	Marshall Hubbard (.352)	Chris Iannetta (61)	Marshall Hubbard (88)	Marshall Hubbard (17)	Marshall Hubbard (83)





Daniel Moore



Robert Woodard

Year	Appearances	Innings Pitched	Wins	Earned Run Average	Strikeouts
1954	Charlie Aycock (10)	Charlie Aycock (61)	Joe Morgan (4)	Charlie Aycock (2.81)	Charlie Aycock (25)
1955	Jim Raugh (12)	Jim Raugh (82)	Jim Raugh (5)	Tom Maultsby (2.57)	Jim Raugh (61)
1956	Jim Raugh (14)	Jim Raugh (80)	Jim Raugh (6)	Jim Raugh (2.71)	Jim Raugh (59)
1957	Jim Raugh (13)	Jim Raugh (93.2)	Jim Raugh (7)	Charlie Aycock (0.75)	Jim Raugh (81)
1958	Wayne Young (13)	Wayne Young (100.1)	Wayne Young (7)	Wayne Young (0.90)	Wayne Young (78)
1959	Wayne Young (12)	Wayne Young (74.1)	Wayne Young (6)	Ben Hammett (2.30)	Wayne Young (53)
1960	Wayne Young (14)	Wayne Young (108)	Wayne Young (9)	Wayne Young (1.50)	Wayne Young (69)
1961	Nicky Warren (11)	Nicky Warren (66)	Nicky Warren (7)	Nicky Warren (2.46)	Nicky Warren (28)
1962	Bobby Cox (14)	Dave Murr (56)	three with 2	Jack Rees (3.38)	Dave Murr (32)
1963	Bill Haywood (16)	Bill Haywood (71)	Bill Haywood (6)	Bill Haywood (1.65)	Bill Haywood (62)
1964	Bill Haywood (16)	Bill Haywood (87.1)	Bill Haywood (10)	Bill Haywood (1.13)	Bill Haywood (83)
1965	Bill Dannemann (12)	Jerry Davis (56.2)	Jerry Davis (4)	Bob Reagan (0.43)	Danny Walker (38)
1966	Danny Walker (20)	Danny Walker (94)	Danny Walker (7)	George McRae (1.71)	Danny Walker (59)
1967	Tom Buskey (11)	Garry Hill (89)	Garry Hill (8)	Garry Hill (0.70)	Garry Hill (73)
1968	Tom Buskey (14)	Dave Lemonds (72.1)	Dave Lemonds (7)	Dave Lemonds (1.49)	Dave Lemonds (96)
1969	E. Hill, Buskey (13)	Tom Buskey (94)	Tom Buskey (11)	Robert Rhodes (1.68)	Tom Buskey (78)
1970	three with 10	Eddie Hill (66.2)	Eddie Hill (5)	Eddie Hill (1.07)	Eddie Hill (43)
1971	Jim Chamberlain (12)	Jim Chamberlain (59.2)	two with 4	Jim Chamberlain (3.01)	Jim Chamberlain (80)
1972	Mike Merritt (12)	Jim Chamberlain (62)	Mike Merritt (6)	John Dannemann (1.07)	Jim Chamberlain (54)
1973	Jim Chamberlain (11)	Mike Merritt (52.2)	Mike Merritt (4)	Mike Merritt (2.05)	Jim Chamberlain (46)
1974	Bruce Arrowood (11)	John Dannemann (72.1)	John Dannemann (6)	Bruce Arrowood (0.84)	Mike Merritt (46)
1975	Bruce Arrowood (11)	Bill Paschall (75.1)	Bill Paschall (5)	Bill Paschall (1.43)	Bill Paschall (59)
1976	three with 10	Bill Paschall (87.2)	Bob Thomson (6)	Bill Paschall (1.74)	Bill Paschall (64)
1977	Norris, Horne (9)	Greg Norris (61.1)	Thomson, Norris (4)	Monty DeRatt (2.01)	Greg Norris (64)
1978	Greg Norris (16)	Greg Norris (133.2)	Greg Norris (14)	Greg Norris (1.75)	Greg Norris (118)
1979	Greg Norris (15)	Blaine Smith (82)	Bill Gallagher (7)	David Kirk (2.12)	Bill Gallagher (94)
1980	James Parks (25)	Mark Ochal (100.1)	Mark Ochal (10)	David Kirk (2.58)	David Kirk (70)
1981	James Parks (21)	Mark Ochal (106.1)	Mark Ochal (11)	Chris Kahler (2.05)	Mark Ochal (63)
1982	Ronnie Huffman (28)	Brad Powell (81)	Dave Droschak (7)	Ronnie Huffman (3.33)	Brad Powell (57)
1983	Tim Kirk (20)	Brad Powell (97.1)	Scott Bankhead (9)	Roger Williams (1.19)	Brad Powell (90)
1984	Tim Kirk (27)	Roger Williams (102)	Scott Bankhead (11)	Scott Bankhead (1.50)	Scott Bankhead (124)
1985	Tim Kirk (25)	Roger Williams (87.2)	Roger Williams (8)	Greg Karpuk (2.90)	Roger Williams (113)
1986	Gordon Douglas (24)	Ken Turner (72)	Ken Turner (7)	Todd Kopczynski (3.69)	Ken Turner (57)
1987	Doug Torborg (20)	David Trautwein (94)	Michael Hoog (8)	Jim Dougherty (3.21)	David Trautwein (59)
1988	Gresham, Fernandez (19)	Michael Hoog (109.1)	Michael Hoog (10)	Rich Fernandez (1.80)	Michael Hoog (83)
1989	Brad Woodall (26)	John Thoden (133.2)	John Thoden (12)	Brad Woodall (1.19)	John Thoden (98)
1990	Paul Shuey (31)	Jim Dougherty (115.2)	Jim Dougherty (12)	Jim Dougherty (1.71)	Michael Hoog (89)
1991	Brad Woodall (31)	Derek Manning (85.1)	Woodall, Johnson (6)	Paul Shuey (1.70)	Brad Woodall (70)
1992	Thad Chrismon (32)	Thad Chrismon (113.1)	Thad Chrismon (8)	Paul Shuey (3.13)	Paul Shuey (87)
1993	Thad Chrismon (38)	Derek Manning (117.2)	Derek Manning (11)	Scott Wissell (2.60)	Derek Manning (105)
1994	Thad Chrismon (35)	Sean Murphy (99.2)	Sean Murphy (9)	Thad Chrismon (2.37)	Sean Murphy (113)
1995	Thad Chrismon (36)	Sean Murphy (112.0)	Sean Murphy (11)	Thad Chrismon (2.86)	Sean Murphy (125)
1996	Ethan Stein (25)	A.Y. Yoder (103.1)	A.Y. Yoder (7)	Jim Wallace (3.72)	Jim Wallace (71)
1997	Nye, Wallace (20)	Mike Bynum (79.0)	Rodney Nye (8)	Jay Madeira (4.32)	Mike Bynum (92)
1998	Derrick DePriest (44)	Derrick DePriest (114.1)	three with 7	Corey Richardson (2.61)	Mike Bynum (95)
1999	Derrick DePriest (36)	Kyle Snyder (96.2)	three with 7	Derrick DePriest (1.71)	Kyle Snyder (102)
2000	Derrick DePriest (35)	Ryan Snare (109.0)	Ryan Snare (10)	Derrick DePriest (2.89)	Ryan Snare (102)
2001	Whitley Benson (25)	Scott Autrey (68.0)	Jason Howell (6)	Ralph Roberts (4.03)	Robinson, Autrey (42)
2002	Michael Gross (32)	Scott Autrey (97.2)	Carter Harrell (8)	Scott Senatore (2.08)	Scott Autrey (87)
2003	Kevin Brower (33)	Daniel Moore (93.2)	Moore, Kalkhof (7)	Scott Senatore (2.81)	Adam Kalkhof (77)
2004	Michael Gross (32)	Daniel Bard (95.0)	Bard, Woodard (8)	Michael Gross (2.24)	Andrew Miller (88)



# CAROLINA BASEBALL

ACC CHAMPIONSHIP HISTORY



<b>1973 (Chapel Hill, N.C.)</b>	<b>0-1</b>
Wake Forest 10, North Carolina 6	
<b>1974 (Raleigh, N.C.)</b>	<b>1-2</b>
North Carolina 5, Wake Forest 4 NC State 4, North Carolina 2 Clemson 6, North Carolina 4	
<b>1975 (Chapel Hill, N.C.)</b>	<b>2-2</b>
North Carolina 2, Virginia 2 North Carolina 7, Clemson 2 NC State 7, North Carolina 2 Clemson 7, North Carolina 6	
<b>1976 (Clemson, S.C.)</b>	<b>0-1</b>
Virginia 8, North Carolina 6	
<b>1977 (Clemson, S.C.)</b>	<b>0-1</b>
NC State 6, North Carolina 5	
<b>1978 (Chapel Hill, N.C.)</b>	<b>0-1</b>
Duke 3, North Carolina 2	
<b>1980 (Raleigh, N.C.)</b>	<b>3-2</b>
North Carolina 13, Duke 6 NC State 3, North Carolina 1 North Carolina 7, Maryland 2 North Carolina 8, NC State 4 Clemson 12, North Carolina 3 **	
<b>1981 (Chapel Hill, N.C.)</b>	<b>3-2</b>
North Carolina 9, Maryland 2 North Carolina 7, NC State 1 North Carolina 8, Duke 5 Clemson 7, North Carolina 4 Clemson 7, North Carolina 5 **	
<b>1982 (Chapel Hill, N.C.)</b>	<b>5-1</b>
North Carolina 8, Maryland 7 Virginia 6, North Carolina 3 North Carolina 4, NC State 3 North Carolina 3, Clemson 0 North Carolina 5, Wake Forest 4 North Carolina 3, Virginia 2 (12 innings) **	
<b>1983 (Chapel Hill, N.C.)</b>	<b>5-1</b>
North Carolina 4, Duke 2 North Carolina 13, Maryland 11 North Carolina 6, Clemson 5 North Carolina 5, Virginia 4 (11 innings) Clemson 5, North Carolina 2 North Carolina 10, Clemson 1 **	
<b>1984 (Durham, N.C.)</b>	<b>5-0</b>
North Carolina 13, Wake Forest 2 North Carolina 4, Maryland 0 North Carolina 13, NC State 12 North Carolina 7, Clemson 6 North Carolina 9, Georgia Tech 4 **	
<b>1985 (Atlanta, Ga.)</b>	<b>1-2</b>
North Carolina 15, Duke 2 Clemson 3, North Carolina 2 Virginia 10, North Carolina 3	
<b>1986 (Durham, N.C.)</b>	<b>2-2</b>
North Carolina 5, Virginia 4 (10 innings) NC State 7, North Carolina 6 (11 innings) North Carolina 9, Virginia 7 Georgia Tech 9, North Carolina 7	



<b>1987 (Greenville, S.C.)</b>	<b>2-2</b>
North Carolina 13, Maryland 9 Clemson 7, North Carolina 4 North Carolina 11, Duke 10 (12 innings) NC State 14, North Carolina 13	
<b>1988 (Greenville, S.C.)</b>	<b>4-2</b>
North Carolina 13, Virginia 1 North Carolina 1, Clemson 0 North Carolina 5, Georgia Tech 3 Clemson 5, North Carolina 4 North Carolina 7, Clemson 6 Georgia Tech 6, North Carolina 2 **	
<b>1989 (Greenville, S.C.)</b>	<b>3-2</b>
North Carolina 6, Duke 4 North Carolina 4, NC State 2 Clemson 5, North Carolina 4 North Carolina 6, Wake Forest 2 Clemson 12, North Carolina 4 **	
<b>1990 (Greenville, S.C.)</b>	<b>5-0</b>
North Carolina 3, Maryland 1 North Carolina 9, Georgia Tech 4 North Carolina 3, Clemson 1 North Carolina 7, Virginia 3 North Carolina 5, NC State 0 **	
<b>1991 (Greenville, S.C.)</b>	<b>1-2</b>
Wake Forest 7, North Carolina 2 North Carolina 3, Maryland 1 Virginia 5, North Carolina 1	
<b>1992 (Greenville, S.C.)</b>	<b>2-2</b>
Georgia Tech 5, North Carolina 4 North Carolina 11, Maryland 7 North Carolina 7, Wake Forest 3 Florida State 7, North Carolina 3	
<b>1993 (Greenville, S.C.)</b>	<b>2-2</b>
North Carolina 4, Wake Forest 3 North Carolina 6, N.C. State 2 Clemson 7, North Carolina 4 N.C. State 12, North Carolina 7	
<b>1994 (Greenville, S.C.)</b>	<b>1-2</b>
Georgia Tech 7, North Carolina 4 North Carolina 13, Duke 12 NC State 11, North Carolina 6	
<b>1995 (Greenville, S.C.)</b>	<b>2-2</b>
North Carolina 4, Wake Forest 1 Clemson 6, North Carolina 4 North Carolina 12, Georgia Tech 9 Florida State 10, North Carolina 1	
<b>1996 (Durham, N.C.)</b>	<b>0-2</b>
Georgia Tech 13, North Carolina 9 Duke 13, North Carolina 3	
<b>1997 (St. Petersburg, Fla.)</b>	<b>2-2</b>
North Carolina 4, Maryland 2 Georgia Tech 7, North Carolina 6	

North Carolina 4, Wake Forest 3 NC State 4, North Carolina 2	
<b>1998 (Durham, N.C.)</b>	<b>2-2</b>
North Carolina 4, Clemson 1 North Carolina 3, Duke 0 Florida State 13, North Carolina 11 Wake Forest 3, North Carolina 0	
<b>1999 (Durham, N.C.)</b>	<b>0-2</b>
Georgia Tech 15, North Carolina 4 Maryland 6, North Carolina 3	
<b>2000 (Fort Mill, S.C.)</b>	<b>1-2</b>
Wake Forest 8, North Carolina 7 (13 innings) North Carolina 13, Duke 7 Florida State 4, North Carolina 1	
<b>2001 (Fort Mill, S.C.)</b>	<b>0-2</b>
Wake Forest 11, North Carolina 8 Clemson 7, North Carolina 6	
<b>2002 (St. Petersburg, Fla.)</b>	<b>1-2</b>
North Carolina 11, Virginia 10 Wake Forest 9, North Carolina 7 (11) Georgia Tech 10, North Carolina 8	
<b>2003 (Salem, Va.)</b>	<b>2-2</b>
North Carolina 10, Clemson 2 North Carolina 3, Florida State 2 (10) NC State 7, North Carolina 6 Georgia Tech 10, North Carolina 6	
<b>2004 (Salem, Va.)</b>	<b>3-2</b>
Clemson 7, North Carolina 6 North Carolina 14, Maryland 0 North Carolina 20, Duke 2 North Carolina 6, Clemson 5 Florida State 8, North Carolina 7 (11) ** Championship Game	

### VS. ACC TOURNAMENT OPPONENTS

Clemson	11-15
Duke	10-2
Florida State	1-5
Georgia Tech	4-9
Maryland	11-1
NC State	7-10
Virginia	8-4
Wake Forest	8-6
<b>Total</b>	<b>60-52</b>

### TITLE GAME APPEARANCES

1980, 1981, 1982, 1983, 1984, 1988, 1989, 1990

### CHAMPIONSHIPS WON

1982, 1983, 1984, 1990



## 1989 College World Series



### 1948 District III Regional (Charlotte, N.C.)

North Carolina 15, Georgia Tech 0  
 North Carolina 11, Alabama 3  
 George Washington 5, North Carolina 4  
 North Carolina 10, George Washington 0

### 1948 Eastern Regional (Winston-Salem, N.C.)

Yale 6, North Carolina 1  
 North Carolina 7, Illinois 3  
 Lafayette 5, North Carolina 2

### 1960 District III Regional (Gastonia, N.C.)

North Carolina 2, Florida Southern 1  
 North Carolina 13, The Citadel 1  
 North Carolina 7, Florida 5

### 1960 College World Series (Omaha, Neb.)

Minnesota 8, North Carolina 3  
 Oklahoma State 7, North Carolina 0

### 1964 District III Regional (Gastonia, N.C.)

North Carolina 8, East Carolina 0  
 Mississippi 4, North Carolina 3  
 North Carolina 13, East Carolina 2  
 Mississippi 13, North Carolina 1

### 1966 District III Regional (Gastonia, N.C.)

North Carolina 7, East Carolina 1  
 North Carolina 5, Mississippi State 4  
 Florida State 6, North Carolina 5  
 North Carolina 6, Florida State 4

### 1966 College World Series (Omaha, Neb.)

Southern California 6, North Carolina 2  
 Oklahoma State 5, North Carolina 1

### 1969 District III Regional (Gastonia, N.C.)

North Carolina 3, Furman 0  
 Mississippi 6, North Carolina 5  
 North Carolina 5, Virginia Tech 1  
 Mississippi 5, North Carolina 2

### 1978 South Regional (Auburn, Ala.)

North Carolina 15, East Tennessee State 1  
 North Carolina 3, Auburn 2  
 Memphis State 8, North Carolina 6  
 North Carolina 11, Memphis State 9

### 1978 College World Series (Omaha, Neb.)

Oral Roberts 11, North Carolina 0  
 North Carolina 9, St. John's 5  
 North Carolina 7, Michigan 6  
 Southern California 3, North Carolina 2

### 1982 East Regional (Columbia, S.C.)

The Citadel 9, North Carolina 4  
 East Carolina 1, North Carolina 0

### 1983 East Regional (Chapel Hill, N.C.)

North Carolina 11, William & Mary 0  
 The Citadel 5, North Carolina 3  
 Delaware 6, North Carolina 5

### 1984 South II Regional (Starkville, Miss.)

North Carolina 4, Eastern Kentucky 2  
 South Carolina 5, North Carolina 4  
 New Orleans 13, North Carolina 6

### 1989 South Regional (Starkville, Miss.)

North Carolina 8, Nicholls State 4  
 North Carolina 8, Jacksonville 3  
 North Carolina 2, Mississippi State 1  
 Mississippi State 6, North Carolina 0  
 North Carolina 7, Mississippi State 1

### 1989 College World Series (Omaha, Neb.)

Florida State 4, North Carolina 2  
 Arkansas 7, North Carolina 3

### 1990 Northeast Regional (Waterbury, Conn.)

North Carolina 3, Rutgers 2  
 North Carolina 5, Iowa 3  
 Georgia 5, North Carolina 4  
 Rutgers 9, North Carolina 7

### 1993 Central I Regional (College Station, Texas)

Hawaii 9, North Carolina 8  
 North Carolina 11, Yale 6  
 North Carolina 10, Hawaii 8  
 North Carolina 8, UCLA 5  
 Texas A&M 14, North Carolina 2

### 1995 Atlantic II Regional (Coral Gables, Fla.)

North Carolina 6, South Florida 3  
 North Carolina 6, Florida International 5  
 Miami 8, North Carolina 4  
 Texas A&M 7, North Carolina 0

### 1998 Atlantic I Regional (Coral Gables, Fla.)

Texas Tech 6, North Carolina 2  
 North Carolina 6, Miami 5  
 North Carolina 8, Florida International 2  
 North Carolina 4, South Carolina 2  
 Miami 7, North Carolina 4

### 1999 Palo Alto Regional

North Carolina 8, Nevada 5  
 Stanford 7, North Carolina 4  
 Nevada 5, North Carolina 1

### 2000 Regional at Upper Montclair, N.J.

North Carolina 14, Penn State 5  
 North Carolina 9, Rutgers 3  
 Penn State 6, North Carolina 5  
 Penn State 10, North Carolina 3

### 2002 Columbia Regional, Columbia, S.C.

North Carolina 5, James Madison 0  
 South Carolina 9, North Carolina 6  
 North Carolina 9, James Madison 7  
 North Carolina 8, South Carolina 4  
 South Carolina 3, North Carolina 1

### 2003 Starkville Regional, Starkville, Miss.

North Carolina 4, Missouri 3  
 North Carolina 10, Mississippi State 5  
 North Carolina 8, Mississippi State 6

### 2003 Columbia Super Regional, Columbia, S.C.

South Carolina 5, North Carolina 4  
 South Carolina 14, North Carolina 4

### 2004 Columbia Regional, Columbia, S.C.

North Carolina 6, Coastal Carolina 5  
 South Carolina 5, North Carolina 2  
 North Carolina 6, The Citadel 3  
 South Carolina 7, North Carolina 6



## UNC VS. NCAA TOURNAMENT OPPONENTS (19 APPEARANCES)

Alabama	1-0
Arkansas	0-1
Auburn	1-0
The Citadel	2-2
Coastal Carolina	1-0
Delaware	0-1
East Carolina	3-1
Eastern Kentucky	1-0
East Tennessee State	1-0
Florida	1-0
Florida Internatioanal	2-0
Florida Southern	1-0
Florida State	1-2
Furman	1-0
George Washington	1-1
Georgia	0-1
Georgia Tech	1-0
Hawaii	1-1
Illinois	1-0
Iowa	1-0
Jacksonville	1-0
James Madison	2-0
Lafayette	0-1
Memphis State	1-1
Miami	1-2
Michigan	1-0
Minnesota	0-1
Mississippi	0-4
Mississippi State	5-1
Missouri	1-0
Nevada	1-1
New Orleans	0-1
Nicholls State	1-0
Oklahoma State	0-2
Oral Roberts	0-1
Penn State	1-2
Rutgers	2-1
St. John's	1-0
South Carolina	2-7
South Florida	1-0
Southern California	0-2
Stanford	0-1
Texas A&M	0-2
Texas Tech	0-1
UCLA	1-0
Virginia Tech	1-0
William & Mary	1-0
Yale	1-1
<b>Totals</b>	<b>46-42</b>

## COLLEGE WORLD SERIES (2-8)

1960, 1966, 1978, 1989



# CAROLINA BASEBALL

LETTERWINNERS SINCE 1947



Former Tar Heel letterwinners gathered in Chapel Hill last October for the annual Old Leaguers Weekend. In addition to an alumni game and golf outing, the group took in Carolina's win over No. 4 Miami at Kenan Stadium.

Hal Abbott	1979
Mell Adams	2002-03-04
Russ Adams	2000-01-02
Rick Alexander	1976-77
Billy Allen	1994-95
Zero Allen	1949
Kenny Anderson	1983
Tom Andrew	1947-48-49
Mike Andrews	1985
Dave Arendas	1987-88-89-90
Bruce Arrowood	1974-75
Jim Atkinson	1976-77-78-79
Scott Autrey	2000-01-02
Charlie Aycock	1954-57-58
Joe Bailey	1966
Garry Bakker	2002-03-04
Al Baldwin	1958-59-60
Jimmy Baldwin	1973-74-75-76
Nathan Baldwin	2000
Jim Ballou	1949-50
Scott Bankhead	1982-83-84
Al Barbour	1972
<b>Daniel Bard</b>	<b>2004</b>
Jacob Barker	1994-95
Win Barkley	1975-76-77
Brent Barnett	1995
Dave Barnett	1978
David Batts	1969-70-71
Jon Baylin	1964-65-66
Harry Beason	1947-48
Devy Bell	1984-85-86-87
Dave Benovy	1985-86
Whitley Benson	2001-02-03-04
Charlie Beverly	1978
Steve Bieneman	1988-89-90-91
Andy Billesdon	1962
Gary Black	1963-64-65
Kenny Black	1947-48
Ray Blair	1947-48-49
Ryan Blake	1999-01-02-03
Todd Boessen	2001
Carroll Bolick	1959-60-61
Bruce Bolick	1966-67-68
Bob Bonczek	1964-65-66
David Boone	1992-93-94-95
Ken Boykin	1963-64-65
Scott Bradley	1979-80-81
Dallas Branch	1947-48
Dallas Branch	1972-73
Wendell Brande	1962-63
Ron Braun	2001-02
Jack Brasington	1947-48
Lloyd Brewer	1978-79-80
Mike Brewer	1978-79-80
Charles Bridger	1951-52
Joe Brookshire	1949-50-51
Kevin Brower	2001-02-03-04
Bill Brown	1962-63-64
Tyrone Brown	1995-96
Dough Bruton	1954
Mike Bryant	1984
Jerry Bryson	1956
Vaughn Bryson	1958-59-60
Dave Bullard	1970-71
Mickey Burgess	2002

John Burgwyn	1958-59-60
Steve Burgwyn	1968
Tom Buskey	1967-68-69
Mike Bynum	1997-98-99
Cronin Byrd	1961-62
Kevin Caddell	1977-78-79
Tommy Camp	1959-60-61
Darin Campbell	1986-87-88
Brinson Cannada	1951
Charlie Carr	1966-67-68
Bob Carter	1962-63-64
Jake Carter	1950
Dean Cassell	1947-48-49-50
Jim Chamberlain	1971-72-73
Brian Chandler	1985-86-87
Scott Chandler	1992
Emmett Cheek	1947-48
Thad Chrismon	1992-93-94-95
Roy Clark	1978-79
John Cleetwood	1980
Johnny Clements	1950
Jeremy Cleveland	2001-02-03
Bruce Coats	1951-52
Steve Coats	1976-77
Buddy Cohoon	1964-65-66
Don Coker	1958
Tim Collins	1975
Crandel Coltrane	1993-94-95-96
<b>Ross Cook</b>	<b>2003-04</b>
Tommy Cooper	1956
Chris Cornacchio	1986-87-88-89
<b>Craig Corrado</b>	<b>2004</b>
Lester Couch	1949
Bobby Cox	1962-63-64
Chris Cox	1990-91-92-93
<b>Jay Cox</b>	<b>2004</b>
Milford Cox	1962-63
Ron Cox	1969-70-71
Doc Cranford	1947
Numie Cranford	1948-49
Larry Craver	1958-59-60
Charles Cross	1957
Bruce Crump	1958-59-60
Tom Daily	1981-82
Dave Dale	1959
Fred Dale	1952-53-54
Fred Dale	1973
<b>Matt Danford</b>	<b>2003</b>
<b>Mike Daniel</b>	<b>2003-04</b>
Bill Dannemann	1963-64-65
John Dannemann	1971-72-73-74
Manny DaSilva	1992-93-94
Jonathan Davidson	1991-92
Kevin Davidson	1996-97-98
Don Davis	1974-75
Jerry Davis	1963-64-65
Blaine Deabenderfer	1985
Julian Dean	1996-97
Shawn Dean	1980-81-82-83
Bob Deaton	1959-60-61
Chris DeFranco	1985-86-87-88
Len Dellolio	1960-61-62
Danny Denton	1969-70
Derrick DePriest	1997-98-99-2000

Jimmy DeRatt	1972-73-74
Monte DeRatt	1977-78-79
Paul Devlin	1984-85-86-87
Bo Dickerson	2001-03-04
Vincent DiLorenzo	1947-48
Tom Donaldson	1968-69-70
Gregg Donohue	1997
Jim Dougherty	1987-88-89-90
Gordon Douglas	1983-84-85-86
Dave Droschak	1981-82
Zack Duercher	2003
Jim Dunlap	1969-70
Bo Durkac	1992
Ryan Earey	1998-99-2000
Jeff Edmonds	1986-87-88
Joe Eldridge	1949-50
Bud Ellerbe	1960
<b>Matt Ellington</b>	<b>2004</b>
Bob Elliott	1968-69-70-71
Chris Elmore	1997-98-99-2000
Bill Estes	1966-67-68
Steve Estroff	1988-89-90-91
Lindsey Ethridge	1974-75
Ott Evans	1947-48
Sean Farrell	2000-01-02-03
Pete Farnior	1962
Rich Fernandez	1988-89-90-91
Hector Ferrar	1991-92
Billy Figulski	1996-97-98-99
B.J. Finnerty	1996-99-2000
Mike Flanagan	1966-67
Dick Fleming	1963-64-65
Dave Floyd	1958-59
Jeremy Flythe	1998
Mike Fox	1976-77-78
Dee Frady	1959-61-62
Peter Franklin	1970-71-72-73
Tom Frazier	1977
Howard Freiling	1985-86-87
Lindsey Frost	1958-60
Will Frye	1953-54-55
Bill Gallagher	1979-82-83
Frank Gallagher	1963
Ed Gaston	1949-50-51
Tom Gavin	1986
P.J. Gay	1977-79-80
Greg Gazella	1985
Fred Gianiny	1971-72-73-74
Les Gilliland	1956
Jack Gillis	1969-70-71
Tom Gillis	1971-72-73
Tyrell Godwin	1998-99-2000
Gil Gonzalez	1995
Stan Goodman	1949
Kevin Govan	1996-97
Grant Grasmick	1972
Connie Gravitte	1952-53-54-55
Kurt Green	1990
Adam Greenberg	2000-01-02
John T. Gregory	1947-48
Kreg Gresham	1988-89
Gerald Griffin	1958-59-60
Mark Griffin	2002-03-04



Phil Griffith	1978-79
Rich Griffith	1990-91
Richie Grimsley	1995-96-97-98
Michael Gross	2001-02-03-04
Keith Grunewald	1991-92-93
Charlie Gurganus	1949-50
Bobby Guthrie	1971-72-73-74

Kevin Haeberle	1975-76-77
Duke Hale	1975-76
Lacy Hall	1954
Morris Hall	1955-56
Jim Hamilton	1947-48
Ben Hammett	1958-59-60
Shayne Hammond	1980
Chris Hamrick	1993
Tommy Hamrick	1972
Gene Hanna	1954
Ben Harding	1958-59
Mal Harding	1954-55
Carter Harrell	2002
Chuck Hartman	1955-56-57
Tom Hawkins	1993-94
Billy Hawks	1953
Bill Haywood	1963-64
Jim Hayworth	1947-48
Eric Henderson	2000
J.D. Henderson	1978-79-80-81
Bob Henning	1951-52-53
Mark Herring	1950-51-52
Skeet Hesmer	1950-51-52
Sammy Hewitt	2003-04
Mickey Hickerson	1970-71-72
Don Hill	1955-56-57
Eddie Hill	1968-69-70
Garry Hill	1967
Ivalee Hill	1955-56-57
Fred Hirsch	1958
Jim Hobbs	1948
Will Hobbs	1947-49-50
Casey Hoch	1993-94
Chad Holbrook	1990-91-92-93
Lew Holcomb	1961
Russell Hollers	1959-60-62
Lotes Holmes	1950
Bruce Holt	1952-53-54
Bobby Honeycutt	1988-89
Roger Honeycutt	1957-58
Michael Hoog	1987-88-89-90
Ed Hooks	1952-53-54
Clay Hooper	1996-97-99-2000
Chris Horne	1976-77
<b>Jonathan Horvis</b>	<b>2003-04</b>
Michael Horney	1996-97-98-99
Joe Howard	1974-75
Jason Howell	2001
Ryan Howison	1987-88-89
Jeff Hubbard	1981-82-83-84
Marshall Hubbard	2004
John Hubble	1965-66
Jim Hudock	1960
Dick Hudson	1955-56-57
Ronnie Huffman	1981-82
Scott Hughes	1989-90-91-92
Heyward Hull	1961-62-63
Skip Hull	1967-68-69
Bob Hume	1964-65-66
Bob Hundley	1962-63-64
Larry Husted	1995-96

Chris Iannetta	2002-03-04
Bernie Isgett	1962-63

Ryan Jackson	1988-89
Mike Jedziniak	1983-84-85-86
Larry Jenkins	1961-62-63
Mike Jerzembeck	1993
Billy Joe Johnson	1955-56
Bob Johnson	1954
Clay Johnson	1975-76-77-78
Jay Johnson	1991-92-93-94
Johnny Johnson	1958-59
Scott Johnson	1983-84-85-86
Early Jones	1974-75-76
Frank Jones	1947-48
Mitch Jones	1993-94-95-96
Jay Jordan	1988
Stuart Jump	1982-83

Chris Kahler	1981-83
<b>Adam Kalkhof</b>	<b>2003-04</b>
Brett Kaplan	1994-95-96-97
Greg Karpuk	1982-83-85
Art Katz	1963
Bob Kaufman	1964

Ken Keller	1953-54-55
Jim Kelley	1947-48
Brian Kelly	1992-93
Mark Kenney	1968
Tom Kennedy	1972-73-74
Art Kilpatrick	1958-59
Jason King	2000-01-03
Mark Kingston	1989-90-91-92
David Kirk	1978-79-80
Tim Kirk	1983-84-85-86
Tommy Kirkman	1965-66
Larry Kiser	1968-69-70-71
Chris Knepp	1973-74-75-76
Mike Knowles	1965-66
Tim Koch	1982
Todd Koczynski	1985-86-87
John Kouri	1961-62
Mike Kowalski	1983
Merle Kruer	1963-64
Pete Kumiega	1980-81-82-83
Alan Kunkel	1998
Chris Kupec	1974
Rudy Kurinsky	1950

Chris LaMarsh	1996-97-98-99
Ed Lamb	1949-50
Delon Lambert	1956
Tom Lampman	1965-66
Doug Lanham	1968-69-70-71
Mike Lanier	1989-90
Bobby Larrabee	1985
Chris Lauria	1985-87-88
Jack Leachman	1971-72-73
Bill Lee	1974-75-76
Jim Legette	1957
Greg Leighton	1975
Dave Leisten	1994
Dave Lemonds	1968
Ron Lemonds	1967-68-69
Beattie Leonard	1964-65-66
Brandon Leonard	2001-02
Nolan Leonard	1966-67
Donnie Leshnock	1990-91-92
Jesse Levis	1987-88-89
Don Lewis	1956-57
Geoff Lewis	1992-93
Glenn Liacouras	1983-84-86
Gene Link	1965
Brad Lloyd	1977-78-79
Harry Lee Lloyd	1952-53-54-55
George Lockhart	1962
Scott Lodgek	1987-88-89
Al Long	1952-53-54-55
Bill Lore	1951-52-53
Dave Loughlin	1961
Jim Love	1955-56
John Lovingood	1987
Dwight Lowry	1977-79-80
Dale Lydecker	1972-73-74

Spurgeon Mackey	1972
Jay MacMillan	1991-92-93-94
Jay Madeira	1997-98-99-2000

Chris Madonna	1993-94
Frank Maney	1989-90-91-93
<b>Greg Mangum</b>	<b>2002-03-04</b>
Derek Manning	1989-90-91-93
Scott Manshack	2001-02-03-04
Chris Maples	1999-2000-01-02
Don Marbry	1952-53-54
John Marshall	1982
Kevin Martin	1994
<b>Brack Massey</b>	<b>2004</b>
Cookie Massey	1993-94
Ryan Mathews	1999-2000
Jay Matthews	1984-85
Jack Maultsby	1954-55
Tom Maultsby	1954-55-57
Ron Maurer	1987-88-89-90
Scott McAllister	1995-96-97
Matt McCay	1999-2000
Mitch McCleney	1980-81-82-84
Dante McDowell	1992
Tim McGee	1982-83-84
Bill McGinn	1949-50-51
Steve McGuire	1982-84-85
Robbie McIver	1993-94-95-96
Mark McKinney	1978
Mike McLaughlin	1964-65-66
Rand McNeal	1973-74
George McRae	1966-67-68
Clem Medley	1967-68-69
Bernie Menapace	1976-77
Chris Mench	1982-83
Doug Merritt	1993-94
Mike Merritt	1972-73-74-75
Ronnie Merritt	1974-75
Matt Merullo	1984-85-86
Rob Miano	1998-99
<b>Andrew Miller</b>	<b>2004</b>
David Miller	1993-94
Mike Miller	1989
Paul Miller	1972
Larry Mills	1966
Jack Mitchell	1956
Chuck Moore	1973
Daniel Moore	2001-02-03
Guy Moore	1956
Jim Mooring	1961
Joe Morgan	1952-53-54-57
Mike Morton	1994
Joe Mosier	1953-54
John Motsinger	1951-52-53
<b>Wes Moyer</b>	<b>2001-03-04</b>
Dan Moylan	1998-99-2000
Steve Mrowka	1986-87
Bob Mulligan	1984-85
Sean Murphy	1994-95
Dave Murr	1960-61-62
David Murray	1951
Bill Musser	1978-79-80

Mitch Nance	1977
Jay Neal	1961-62
Jerry Nester	1958-59



Members of UNC's 1964 team, which went 14-0 in ACC play, reunited with former head coach Walter Rabb during the 2004 Old Leaguers Weekend.



Tom Nevin	1987-88-89
Todd Nichols	1987-89-90
Russ Niller	1970-71-72-73
Kyle Noone	1992
Greg Norris	1977-78-79
Nolan North	1990
Ferg Norton	1959-60-61
Rodney Nye	1997

Mike Ochal	1980-81
Dale Odon	1990-91
Carson Oldham	1956-57-58
Jon O'Leary	1983-84
Charles Overman	1950

Harvey Page	1950-51
Bobby Paller	1954-55
James Parks	1978-79-80-81
John Parks	1968
Bill Paschall	1973-74-75-76
Roger Paschal	1950-51-52
Greg Pavlick	1970-71
Joe Pazdan	1951-52-53
Matt Peluso	1985

<b>Bryan Phillips</b>	<b>2002-03-04</b>
Chris Pittaro	1980-81-82
Alton Pons	1959
Dave Pope	1961-62-63
Paul Poplin	1997
Joey Popovich	1999-2000-01
Chalmers Port	1951-52-53
Josh Potter	1993-94-95-96
Brad Powell	1982-83-85
Dedric Powell	1989

Durwood Powell	1972-73-74
Dick Prindle	1963-64-65
Rusty Prindle	1969-70-71
Joe Proctor	1950-51
Chad Prosser	2000-01-02-03

Steve Rackley	1974-75-76
Kevin Radey	1995-96
Justin Raniszkeski	1993-95-96-97
Terry Ratchford	1970
Jim Raugh	1955-56-57
Bob Reagan	1963-64-65
Geoff Redgrave	1982
Tom Reed	1982-83-85
Jack Rees	1960-61-62
Bill Reeves	1950-51-52
Joe Reto	1980-81
Wes Reynolds	1998-99
Bobby Rhodes	1999
Jim Rhodes	1969-70-71-72
Robert Rhodes	1968
Brian Rice	1981
John Richards	1967-68
Corey Richardson	1995-96-98-99
Cy Richardson	1988-90-91-92
Tom Robbins	1965-66-67
Brian Roberts	1997-98
Drex Roberts	1981-83
Franklin Roberts	1980-81
Joe Roberts	1976
Mike Roberts	1969-70-71-72
Ralph Roberts	2001
Bill Robinson	1983-84-85-86
Dennis Robinson	2001
Frank Robinson	1947-48
Greg Robinson	1978-79
Pete Rose	1962
John Rosengren	1991
Jim Rouse	1977-78-79-80
Josh Rowell	1995-96
Pres Ruddell	1969-70
John Rudisill	1968-69-70
Brandon Russell	2001
Rip Ryan	1947-48-50

Don Saine	1956-57
Tommy Saintsing	1958-59-60
L.E. Sawyer	1966-67
Jim Scearce	1953-54
Kip Schaefer	1993-94
Henry Schacht	1950-51
Greg Schuler	1980-81-82-83
Brandon Scott	1999
Craig Scott	1988-89
Scott Senatore	2001-02-03-04
John Senter	1948-49-50-51
Jeremy Sessoms	1995-96-97
Eric Severance	1995-96
John Shaw	1964-65-66
Adam Shearin	2000
Jarrett Shearin	1996-97-98-99



**Corey Richardson (1995-99) takes a look at his baseball card.**

Aaron Sheffield	2000
John Sheppard	1985
Joe Shook	1956-57
Craig Shumock	1979-80
Matt Shuey	1991
Paul Shuey	1990-91-92
Carlyle Sitterson	1968
Antawan Smith	1995-96
Ben Smith	1950-51-52
Blaine Smith	1977-78-79
Jerry Smith	1988-89-90
Lee Smith	1973
Mark Smith	1998
Pat Smith	1993
Tim Smith	1994
Ryan Snare	1998-99-2000
Kyle Snyder	1997-98-99
Jud Spainhour	1962
Jim Speight	1962-63-64
<b>Bryan Steed</b>	<b>2004</b>
Barney Spooner	1980-81-82
Ethan Stein	1994-95-96
Tom Stevens	1950-51-52
Buster Stevenson	1947
Dough Stimson	1958
Art Stone	1955-56
Chip Stone	1966-67-68
Jim Stone	1984-85-86-87
Michael Stoner	1995-96
Brad Storie	1973-74-75
Johnnie Stott	1959-60-61
Rob Stover	1998
John Stowe	1951-52-53
Tim Straub	1986-87
Buddy Strauss	1956
Steve Streater	1979
Al Sukut	1993
B.J. Surhoff	1983-84-85
Hoover Surlis	1950
Paul Swing	1960-61-62

Danny Talbott	1965-66-67
Matt Tanner	2000
Dick Tarlow	1960
Alvin Taylor	1984-85-86-87
Bill Taylor	1963-64-65
Tennant Teeter	1966
Scott Tharrington	1994
John Thoden	1987-88-89
Charlie Thomas	1966-67-68-69
Rodney Thompson	1965-66-67
Bob Thomson	1975-76-77
Jim Thrift	1982-83
Buddy Tilden	1962-63
Gary Tilley	1968
Hanes Torbett	1994-95
Doug Torborg	1984-85-86-87
Andy Tranavitch	1949
Andrew Tranavitch	1947-48
David Trautwein	1985-86-87
Mike Traynor	1962

Ken Turner	1984-85-86-87
------------	---------------

Mike Vannoy	1967
Sid Varney	1947-48-49
Darren Villani	1988-89-90-91
John Vitasek	1950

Bob Wacker	1961-62
<b>Blair Waggett</b>	<b>2003-04</b>
Bart Walker	1999-2000-01
Danny Walker	1964-65-66
Bud Wallace	1951
Jim Wallace	1995-96-97
Byron Ward	1990
Don Ward	1949
Greg Ward	1970
Walton Ward	1965
Bill Wardle	1973
Nicky Warren	1960-61
Randy Warrick	1976-77
Paul Warzocha	1987-88
Butch Watts	1966
Jim Waugh	1977
Eddie Waynick	1981
Adam Weaver	2003

<b>Justin Webb</b>	<b>2002-03-04</b>
Walt Weiss	1983-84-85
Bob West	1961
Neil Wester	1967-68
Joe White	1963
Wayne White	1951-52-53
Dan Whiteheart	1950
Davis Whitfield	1992
Brian Whitlock	1995-96
George Whitted	1947-48-50
Dick Wiess	1950-51-52
Dave Wilday	1962
Mike Wilkerson	1974-75
Todd Wilkinson	1981-82-83-84
Paul Will	1984-86
Ken Willard	1963-64
Spencer Willard	1962-63-64
Bobby Williams	1953-54
Roger Williams	1983-84-85
Brian Willman	1992-93-94-95
John Wilson	1968-69-70-71
Matt Wilson	1976-77-78
Scott Wissel	1993-94
Dickie Witt	1972-73-74
A.Z. Wood	1951-52
Bruce Wood	1980-81
Brad Woodall	1988-89-90-91
<b>Robert Woodard</b>	<b>2004</b>
Jack Woods	1954-55-56
Ronald Woodward	1965
Matt Wooten	1988-89-90-91
Harold Workman	1958-59-60
Tom Wright	1962-63-64

John Yancey	1967-68-69
Charlie Yelverton	1954
Sonny Yelverton	1953
A.Y. Yoder	1994-95-96-97
David Young	1992-93
Wayne Young	1958-59-60
<b>Chase Younts</b>	<b>2002-03-04</b>
Tom Zachary	1954-55
Roland Zagnoli	1952

### CAROLINA OLD LEAGUERS

The Carolina Old Leaguers is a group of former UNC baseball monogram winners whose primary goal is to encourage support of the University and the Tar Heel baseball program. The Old Leaguers have established an endowed scholarship for baseball in honor of former head coach Walter Rabb and in memory of his wife Amy.

The Old Leaguers meet annually on a Fall weekend in Chapel Hill where they play golf, attend a football game and have a lunch picnic at Boshamer Stadium. It's always a great opportunity to mingle and see old friends.

Please contact Joan Holt in the UNC Baseball Office by email (jholt@unca.unc.edu) or phone (919-962-2351) with address changes or information.



Year	W-L-T	Pct.
1867	1-0	1.000
1868-90	No Team	
1891	1-2	.333
1892	4-1	.800
1893	4-3	.571
1894	10-4	.714
1895	6-4	.600
1896	10-1	.909
1897	4-7-1	.375
1898	9-3-1	.730
1899	12-2	.857
1900	9-1-1	.864
1901	11-4-2	.701
1902	7-6	.538
1903	13-2-2	.824
1904	5-8	.385
1905	12-6	.667
1906	10-6-1	.618
1907	10-9-2	.524
1908	12-9	.571
1909	19-5	.792
1910	17-9	.654
1911	15-7	.682
1912	11-7	.611
1913	7-11	.389
1914	8-11-1	.425
1915	12-4	.750
1916	7-11	.389
1917	10-6	.625
1918	7-6	.538
1919	11-7-2	.600
1920	8-9-2	.474
1921	17-3-2	.818
1922	19-2	.905
1923	11-8-2	.571
1924	9-14	.391
1925	14-10	.583
1926	9-16	.360
1927	14-8-1	.630
1928	13-9	.591
1929	16-6	.727
1930	13-12	.520
1931	16-4-2	.773
1932	11-8	.579
1933	15-7	.582
1934	21-2	.913
1935	8-14	.364
1936	6-10	.375
1937	12-10-1	.543
1938	14-6	.700
1939	11-7	.611
1940	17-6	.739
1941	15-6-1	.705
1942	17-5	.773
1943	13-4	.765
1944	9-12	.429
1945	13-11	.542
1946	15-13	.536
1947	15-11-2	.571
1948	18-8-1	.685
1949	20-9-2	.677
1950	16-18	.471
1951	16-10	.615
1952	18-10	.643
1953	19-8	.704



The 2004 Tar Heels went 43-21 for Carolina's sixth 40-win season in the last seven years.

Year	W-L-T	Pct.	ACC W-L-T	ACC Pct.	ACC Finish
1954	14-11	.560	7-8	.467	5th
1955	12-12	.500	8-5	.615	3rd
1956	14-10-1	.580	9-4	.678	3rd
1957	15-11	.577	9-5	.643	2nd
1958	19-8-1	.696	11-4	.733	2nd
1959	17-7	.708	9-6	.600	2nd
1960	23-8	.742	11-3	.786	1st
1961	15-7	.683	10-4	.714	2nd
1962	10-14	.417	4-10	.286	8th
1963	20-9	.690	9-5	.643	3rd
1964	24-7	.774	14-0	1.000	1st
1965	14-15	.483	6-8	.429	5th
1966	21-13	.618	12-2	.857	1st
1967	19-8-1	.696	8-5	.615	4th
1968	21-12	.636	12-6	.667	3rd
1969	23-11	.676	14-4	.778	1st
1970	12-20	.375	7-13	.350	7th
1971	13-19	.406	7-7	.500	4th
1972	23-9	.719	10-5	.667	2nd
1973	11-15	.423	5-7	.417	4th
1974	22-8-1	.726	9-3	.750	2nd
1975	17-19	.472	4-7	.364	4th
1976	19-17	.528	8-4	.667	3rd
1977	18-17	.514	6-6	.500	4th
1978	38-17	.691	9-3	.750	2nd
1979	33-16-1	.670	7-5	.583	3rd
1980	39-17	.696	11-1	.917	1st
1981	38-15	.717	6-7	.462	6th
1982	29-27	.518	7-5	.583	2nd *
1983	42-10	.808	10-2	.833	1st *
1984	44-13	.772	12-2	.857	2nd *
1985	40-17-1	.698	9-4-1	.679	3rd
1986	33-22	.600	7-7	.500	4th
1987	31-22	.585	13-7	.650	3rd
1988	34-27	.557	10-11	.476	5th
1989	41-18-1	.695	15-4	.789	1st
1990	51-14	.785	17-4	.810	1st *
1991	36-23	.610	10-10	.500	4th
1992	31-27	.534	8-16	.333	7th
1993	43-20	.683	13-10	.565	4th
1994	34-21	.618	10-13	.435	6th
1995	39-23	.629	14-10	.583	4th
1996	33-25	.569	11-13	.458	5th-tied
1997	29-31	.483	6-18	.250	8th
1998	42-23	.646	13-10	.565	5th-tied
1999	41-18	.695	13-11	.542	4th
2000	46-17	.730	12-12	.500	5th
2001	31-26	.544	9-15	.375	6th
2002	43-21	.672	18-9	.667	3rd
2003	42-23	.646	13-11	.542	5th
2004	43-21	.672	14-10	.583	4th-tied
<b>Totals</b>	<b>2194-1299-36</b>	<b>.627</b>	<b>505-359-1</b>	<b>.584</b>	

• From 1954-1972, the ACC Championship was determined by regular season competition. Since 1973, the ACC champion has been determined by tournament play, with the exception of 1979 when no tournament was held.

• ACC Finish reflects regular-season finish.

\* Years in which Carolina won the ACC Tournament.



# CAROLINA BASEBALL

CAROLINA IN THE ACC

## YEARLY RECORDS VERSUS THE ATLANTIC COAST CONFERENCE

Year	CU	DU	FSU @	GT %	MIA ^	MD	NCSU	USC *	UVA	VT ^	WFU	Total	Regular Season
1954	1-1	2-1				1-1	1-2	1-0	1-0		0-3	7-8	7-8
1955	1-1	2-1				1-1	1-2	2-0	1-0		1-1	9-6	8-5
1956	2-0	1-2	0-1			2-0	1-1	2-0	1-0		1-1	10-4	9-4
1957	1-1	1-1				1-1	2-2	2-0	2-0		1-1	10-6	9-5
1958	1-2	2-0				1-1	2-1	2-0	2-0	0-0-1	1-1	11-5	11-4
1959	1-2	2-1	1-0			2-0	3-0	1-1	2-0		0-2	11-6	9-6
1960	1-1	2-0				1-1	2-0	2-0	2-0		1-1	11-3	11-3
1961	2-1	1-1	0-1			1-1	2-0	2-0	0-2		2-0	10-5	10-4
1962	1-1	1-1	0-1			1-1	1-2	0-2	0-2	0-1	0-2	4-11	4-10
1963	1-1	1-1	0-1	1-0		1-1	2-0	2-0	1-1	2-0	1-1	9-5	9-5
1964	2-0	2-0	0-2			2-0	2-0	2-0	2-0	2-0	2-1	14-1	14-0
1965	1-1	1-1	1-0	0-2		1-1	1-1	1-1	1-1	1-2	0-3	6-9	6-8
1966	2-0	2-0	2-3	1-0		2-0	2-0	1-1	2-0	1-2	1-1	12-2	12-2
1967	0-2	1-1	1-2			1-1	2-0	1-1	2-0	2-0	3-0-1	10-5-1	8-5
1968	1-2	3-0		1-1		2-0	1-1	0-2	2-1	1-1	3-0	12-6	12-6
1969	2-1	3-0		1-0		1-0	1-1	3-0	3-0	1-2	1-2	14-5	14-4
1970	1-2	3-0	1-3			1-2	0-3	1-2	1-1	1-2	0-3	7-13	7-13
1971	2-0	1-2		0-1		0-2	2-1	0-2	1-1	0-2	2-0	8-6	7-7
1972	1-2	2-1		1-0		1-1	3-0		1-0	1-1	2-1	10-5	10-5
1973	0-2	1-1				1-1	0-2		2-0	1-0	1-2	5-8	5-7
1974	0-3	2-0				2-0	1-2		2-0	2-1	3-0	10-5	9-3
1975	1-3	1-1				0-1	0-3	0-2	2-1	0-1	2-0	6-10	4-7
1976	1-1	2-0		1-3		1-1	1-1	1-2	2-1	0-1	1-1	7-5	8-4
1977	0-2	2-0				1-1	2-1	2-1	1-1		0-2	6-7	6-6
1978	2-0	2-1				1-1	1-1	2-1	1-1	1-0	2-0	9-4	9-3
1979	0-2	2-0				2-0	1-1	1-1	1-1		1-1	7-5	7-5
1980	2-1	3-0		2-0		1-1	3-1	0-2	1-0		2-0	14-3	11-1
1981	1-3	1-2		2-0		2-1	1-2	2-2	0-1		2-0	9-9	6-7
1982	2-1	2-0		2-0	1-2	1-1	2-1		2-2		1-1	12-6	7-5
1983	1-1	3-0		1-1		3-0	1-1		3-0		2-0	14-3	10-2
1984	2-1	2-0		3-0		3-0	2-1	0-1	2-0		3-0	17-2	12-2
1985	1-2	2-0-1	1-2	2-0		2-0	0-2		1-2		2-0	10-6-1	9-4-1
1986	1-1	2-0		1-2		0-2	0-3	1-1	4-0		2-0	10-8	7-7
1987	1-3	4-0		0-3	1-2	3-0	2-2		3-0		2-1	14-8	13-7
1988	2-4	2-1		1-4		2-1	2-1	2-0	3-1		2-1	14-13	10-11
1989	2-3	3-0	0-1	2-1		1-0	3-1		3-0		3-1	17-6	15-4
1990	4-0	3-0	0-1	2-2		4-0	4-0		3-1		2-1	22-4	17-4
1991	0-3	3-0		2-1		2-1	2-1		2-2	2-0	0-4	11-12	10-10
1992	0-3	1-2	1-3	0-4		4-0	0-3		2-1		2-3	10-19	8-16
1993	1-3	2-1	0-2	1-2	1-0	2-1	3-2		3-0		3-1	15-12	13-10
1994	1-2	1-3	1-1	1-3		2-1	1-3		3-0		1-2	11-15	10-13
1995	1-3	3-0	2-2	3-1	0-2	2-1	0-3		3-0		2-2	16-12	14-10
1996	0-3	2-2	0-3	3-1		2-1	2-1		1-2		2-1	11-15	11-13
1997	0-3	1-2	0-3	0-4		3-1	0-4		2-1		2-2	8-20	6-18
1998	2-2	4-0	1-3	2-1	0-3	2-0	2-2	1-0	1-2		1-3	15-13	13-10
1999	1-2	3-0	0-3	1-3		2-2	1-2		3-0		2-1	13-13	13-11
2000	2-1	4-0	1-3	0-3	1-0	3-0	2-1		1-2		0-4	13-14	12-12
2001	1-3	1-2	0-3	2-1		1-2	2-1		2-1		0-4	9-17	9-15
2002	1-2	3-0	3-0	1-3	2-1	3-0	3-0	1-2	3-1		1-3	18-9	17-7
2003	2-2	3-0	2-2	1-3		3-0	1-3	0-2	1-2		2-1	15-13	13-11
2004	2-3	3-1	2-2	1-2	2-1	3-1	1-2	0-3	2-1		3-0	17-12	14-10
<b>ACC Total</b>	<b>61-89</b>	<b>105-33-1</b>	<b>13-29</b>	<b>36-44</b>	<b>-</b>	<b>87-37</b>	<b>77-70</b>	<b>25-10</b>	<b>92-36</b>	<b>-</b>	<b>76-65-1</b>	<b>583-416-2</b>	<b>505-359-1</b>
<b>Overall</b>	<b>69-91-1</b>	<b>159-90-2</b>	<b>20-48</b>	<b>43-54</b>	<b>10-15</b>	<b>113-50-2</b>	<b>140-114-1</b>	<b>58-33-1</b>	<b>161-89-4</b>	<b>39-22-2</b>	<b>140-115-4</b>		

"Regular Season" is official ACC record (does not include tournament games)  
 "ACC Totals" is overall record during the years each school was a member of the Atlantic Coast Conference  
 %Georgia Tech began conference play in 1980  
 @Florida State began conference play in 1992  
 ^Miami and Virginia Tech begin conference play in 2004  
 \*South Carolina was a member of the ACC from 1954-1970

### CAROLINA'S REGULAR SEASON ACC CHAMPIONSHIPS

Year	Coach	ACC	Pct.	Overall	Pct.
1960	Walter Rabb	11-3	.786	22-7	.759
1964	Walter Rabb	14-0	1.000	24-7	.774
1966	Walter Rabb	12-2	.857	21-13	.618
1969	Walter Rabb	14-4	.778	23-11	.676
1980	Mike Roberts	11-1	.917	39-17	.696
1983	Mike Roberts	10-2	.833	42-10	.808
1984	Mike Roberts	12-2	.857	44-13	.771
1989	Mike Roberts	15-4	.789	41-18-1	.692
1990	Mike Roberts	17-4	.810	51-14	.785

ACC Tournament Championships - 1982, 1983, 1984, 1990

### LONGEST WINNING STREAKS VS. ACC TEAMS

Team	Games	Years	Team	Games	Years
Clemson	4	three times,	Maryland	9	1982-85
(1955-57, 1960-62, 1990)			NC State	10	1958-62
Duke	18	1982-88	Virginia	11	1954-60
Florida State	3	2002	Wake Forest	8	1982-85
Georgia Tech	7	1982-85			



# CAROLINA BASEBALL



ALL-TIME SEIRES/COACHING RECORDS

Opponent	Total Games	Overall Record	First Game	Guilford	27	18-7-2	1892	Pace	6	4-2-0	1988
Adelphi	1	0-1-0	1968	Hampden-Sydney	6	6-0-0	1910	Pan American	7	5-2-0	1978
Alabama	8	4-4-0	1923	Hartford	2	2-0-0	1990	Pembroke	3	3-0-0	1974
American	1	0-1-0	1975	Harvard	3	1-1-1	1898	Penn State	10	5-5-0	1913
Amherst	12	6-5-1	1909	Haverford	1	1-0-0	1917	Pennsylvania	16	5-10-1	1897
<b>Appalachian State</b>	<b>19</b>	<b>16-3-0</b>	<b>1974</b>	Hawaii	8	1-7-0	1979	Portland	1	1-0-0	1999
Arkansas	1	0-1-0	1989	<b>High Point</b>	<b>14</b>	<b>11-2-1</b>	<b>1972</b>	Pfeiffer	3	3-0-0	1979
Arizona	5	2-3-0	1985	Hobart	2	2-0-0	1897	<b>Princeton</b>	<b>27</b>	<b>18-9-0</b>	<b>1896</b>
<b>Arizona State</b>	<b>3</b>	<b>1-2-0</b>	<b>1984</b>	Holy Cross	1	0-1-0	1918	Purdue	6	5-1-0	1981
Armstrong Atlantic St.	3	2-1-0	1983	Howard	2	2-0-0	1980	Radford	2	1-1-0	1996
Atlantic Christian	3	3-0-0	1911	Illinois	4	1-2-1	1956	Randolph Macon	6	6-0-0	1904
Auburn	9	1-7-1	1923	Iowa	1	1-0-0	1990	Rhode Island	1	1-0-0	1967
Ball State	4	4-0-0	1993	Iowa State	1	1-0-0	1991	<b>Rice</b>	<b>2</b>	<b>1-1-0</b>	<b>2000</b>
Baptist	14	10-4-0	1980	Ithaca	3	3-0-0	1957	Richmond	21	14-7-0	1894
Boston University	2	2-0-0	1951	Jacksonville	11	5-6-0	1971	Rider	18	15-3-0	1983
Bowling Green	1	1-0-0	1992	James Madison	7	5-2-0	1977	Roanoke	2	2-0-0	1899
Brown	4	3-1-0	1903	Johns Hopkins	3	2-1-0	1898	Rollins	30	17-13-0	1950
Butler	1	0-1-0	1996	Kansas State	1	0-1-0	1989	Rutgers	14	11-3-0	1986
California	6	3-3-0	2002	Kent	6	6-0-0	1961	Stanford	1	0-1-0	1999
UC Santa Barbara	1	0-1-0	1991	Lafayette	41	20-19-2	1894	St. Bonaventure	2	2-0-0	1986
Cal-State Northridge	2	1-1-0	1991	Lehigh	12	9-2-1	1894	St. Francis (N.Y.)	3	3-0-0	2004
Campbell	40	31-9-0	1977	LeMoine	6	4-2-0	1978	St. John's (Annapolis)	5	3-2-0	1905
Canisius	1	1-0-0	1958	Lenoir Rhyne	3	2-1-0	1924	St. John's	8	3-5-0	1975
Catawba	1	1-0-0	1911	Liberty	13	13-0-0	1978	St. Leo	2	0-2-0	1972
Catholic	5	0-5-0	1911	Long Beach State	1	1-0-0	1992	St. Louis	2	2-0-0	1993
CCNY	2	2-0-0	1921	Louisiana State	2	0-2-0	1990	St. Mary's (Minn.)	1	1-0-0	1964
Central Florida	7	3-4-0	1985	Louisiana Tech	1	0-1-1	1978	<b>Seton Hall</b>	<b>49</b>	<b>39-10-0</b>	<b>1988</b>
Central Kentucky	4	4-0-0	1909	Louisville	2	2-0-0	1995	South Alabama	1	0-1-0	2001
<b>Charlotte</b>	<b>29</b>	<b>23-5-1</b>	<b>1979</b>	Loyola (Md.)	1	1-0-0	1956	South Carolina	92	58-33-1	1903
Cincinnati	1	1-0-0	1947	Lynchburg	4	2-1-1	1968	South Florida	12	7-4-1	1972
The Citadel	32	24-8-0	1952	Maine	3	2-1-0	1968	Southern California	7	0-7-0	1966
<b>CLEMSON</b>	<b>161</b>	<b>69-91-1</b>	<b>1901</b>	Marist	3	3-0-0	1994	Southern Illinois	2	1-1-0	1963
<b>Coastal Carolina</b>	<b>43</b>	<b>32-11-0</b>	<b>1987</b>	Marshall	1	1-0-0	1997	Springfield	9	8-1-0	1929
Colby	3	2-1-0	1960	<b>MARYLAND</b>	<b>165</b>	<b>113-50-2</b>	<b>1899</b>	SUNY Buffalo	9	9-0-0	1983
Colgate	9	7-2-0	1909	Md.-Baltimore Co.	2	2-0-0	1991	Stetson	13	5-8-0	1974
Columbia	2	2-0-0	1970	Massachusetts	3	3-0-0	1975	Swarthmore	5	3-2-0	1912
Connecticut	32	23-9-0	1958	Memphis State	2	1-1-0	1978	Syracuse	1	1-0-0	1975
Cornell	19	13-6-0	1900	Mercer	6	3-3-0	1899	Temple	5	4-1-0	1975
Creighton	1	0-1-0	1991	Methodist	4	4-0-0	1976	Tennessee	6	4-2-0	1900
Dartmouth	7	5-2-0	1908	<b>MIAMI (FLA.)</b>	<b>25</b>	<b>10-15-0</b>	<b>1976</b>	Texas A&M	2	0-2-0	1993
<b>Davidson</b>	<b>98</b>	<b>77-21-0</b>	<b>1904</b>	<b>Michigan</b>	<b>9</b>	<b>3-6-0</b>	<b>1940</b>	Texas Tech	2	0-2-0	1996
Delaware	17	12-5-0	1907	Michigan State	20	11-8-1	1933	<b>Towson</b>	<b>21</b>	<b>19-2-0</b>	<b>1969</b>
Delaware State	1	1-0-0	2003	Milligan	1	1-0-0	1978	Transylvania	1	1-0-0	1910
<b>DUKE</b>	<b>251</b>	<b>159-90-2</b>	<b>1891</b>	Minnesota	2	1-1-0	1960	Trinity (Conn.)	1	1-0-0	1910
<b>East Carolina</b>	<b>62</b>	<b>38-24-0</b>	<b>1958</b>	Mississippi	4	0-4-0	1964	Tulane	1	0-1-0	1997
East Tennessee State	13	11-2-0	1978	Mississippi State	7	5-2-0	1964	UCLA	6	5-1-0	1993
Eastern Connecticut	4	3-1-0	1976	Missouri	2	2-0-0	1989	U.S. International	1	1-0-0	1989
Eastern Illinois	1	1-0-0	1993	Monmouth	3	3-0-0	2003	Vermont	10	6-4-0	1893
Eastern Kentucky	5	4-1-0	1968	Mount Olive	1	1-0-0	1999	Villanova	4	3-1-0	1908
Eastern Michigan	1	1-0-0	1973	Navy	22	12-10-0	1905	<b>VIRGINIA</b>	<b>254</b>	<b>161-89-4</b>	<b>1891</b>
<b>Elon</b>	<b>27</b>	<b>21-6-0</b>	<b>1909</b>	Nebraska	1	0-1-0	2004	<b>VCU</b>	<b>18</b>	<b>13-5-0</b>	<b>1984</b>
Fairfield	7	7-0-0	1980	Nevada	2	1-1-0	1999	VMI	28	25-2-1	1913
Florida	27	16-11-0	1921	New Orleans	14	4-10-0	1984	<b>VIRGINIA TECH</b>	<b>63</b>	<b>39-22-2</b>	<b>1907</b>
Florida International	5	5-0-0	1986	New York University	1	1-0-0	1922	<b>WAKE FOREST</b>	<b>258</b>	<b>140-115-3</b>	<b>1891</b>
Florida Presbyterian	1	1-0-0	1972	Nicholls State	1	1-0-0	1989	Washington & Lee	38	24-13-1	1893
Florida Southern	13	5-8-0	1960	<b>UNC Asheville</b>	<b>3</b>	<b>3-0-0</b>	<b>1996</b>	Washington State	3	1-2-0	1987
<b>FLORIDA STATE</b>	<b>68</b>	<b>20-48-0</b>	<b>1956</b>	<b>UNC Greensboro</b>	<b>12</b>	<b>9-3-0</b>	<b>1992</b>	Wayne State	1	1-0-0	1970
Fordham	1	1-0-0	1921	<b>UNC Wilmington</b>	<b>53</b>	<b>41-12-0</b>	<b>1976</b>	West Virginia	5	4-1-0	1994
Francis Marion	4	4-0-0	1978	N.C. A&T	2	1-1-0	1993	Western Carolina	13	11-2-0	1973
Franklin & Marshall	2	2-0-0	1985	<b>NC STATE</b>	<b>255</b>	<b>140-114-1</b>	<b>1895</b>	Western Illinois	2	2-0-0	1992
Fresno State	4	2-2-0	1989	N.C. Wesleyan	3	3-0-0	1981	Western Michigan	3	1-2-0	1970
Furman	12	10-2-0	1922	New Mexico	1	1-0-0	1999	W.Va. Wesleyan	4	3-1-0	1914
Gardner-Webb	1	1-0-0	2004	Northern Illinois	1	1-0-0	1996	William & Mary	13	12-1-0	1907
George Mason	6	6-0-0	1983	Northern Iowa	3	2-1-0	1978	<b>Winthrop</b>	<b>6</b>	<b>4-2-0</b>	<b>1992</b>
Georgetown	17	7-10-0	1903	Northwestern	3	1-2-0	1984	Wofford	6	5-1-0	1903
George Washington	12	9-3-0	1907	Northwestern State	1	0-1-0	2004	Yale	30	18-11-1	1894
Georgia	40	19-19-2	1899	Notre Dame	1	1-0-0	1956				
Georgia Southern	13	6-7-0	1961	Ohio	13	11-2-0	1946				
Georgia Teachers College	1	0-1-0	1953	Ohio State	5	2-3-0	1954				
<b>GEORGIA TECH</b>	<b>97</b>	<b>43-54-0</b>	<b>1901</b>	Oklahoma State	6	1-5-0	1960				
Gettysburg	1	1-0-0	1903	Old Dominion	8	5-3-0	1976				
				Oral Roberts	3	1-2-0	1978				

ACC OPPONENTS IN ALL CAPS  
2005 Opponents in boldface type

## ALL-TIME COACHES' RECORDS

Coach	Seasons	Record	Pct.
Perrin Busbee	1891-93 (3)	9-6-0	.600
William R. Robertson	1894 (1)	10-4-0	.714
Jesse M. Oldham	1895 (1)	6-4-0	.600
Benjamin E. Stanley	1896-97 (2)	14-8-1	.630
William A. Reynolds	1898-99 (2)	21-5-1	.796
Robert B. Lawson	1900, 1905-06, 1910 (4)	48-22-2	.681
Ernest Graves	1901 (1)	11-4-2	.706
Edward M. Ashenback	1902 (1)	7-6-0	.538
John Curran	1903 (1)	13-2-2	.824
John Donnelly	1904 (1)	5-8-0	.385
Floyd Simmons	1907 (1)	10-9-2	.524
Otis Stockdale	1908-09 (2)	31-14-0	.689
Charles M. Clancey	1911-12 (2)	26-14-0	.650
Coach Bowers	1913 (1)	7-11-0	.389
Earl Mack	1914 (1)	8-11-0	.425
Charles A. Doak	1915-16 (2)	19-15-0	.559
Bunn Hearn	1917-18, 1932-46 (17)	214-133-2	.616
William Lourcey	1919-20 (2)	19-16-4	.538
Bill Fetzler	1921-25 (5)	70-37-4	.649
Duke Duncan	1926 (1)	9-16-0	.360
Jim Ashmore	1927-31 (5)	72-39-3	.645
Walter Rabb	1947-77 (31)	540-358-9	.600
Mike Roberts	1978-98 (21)	780-428-3	.645
Mike Fox	1999-present	246-126-0	.659



The Walter Rabb Lounge was dedicated at Boshamer Stadium last February. Rabb was head coach at UNC for 31 years. Pictured behind Rabb (L-R): Dean Smith, Bill Aycock, Dick Baddour, Dean Cassell, Mike Fox.



# CAROLINA BASEBALL

ALL-TIME RESULTS

**1867 (1-0)**  
W 34-17 Raleigh

**1891 (1-2)**  
Coach: Perrin Busbee  
W 8-3 Trinity  
L 7-10 Wake Forest  
L 1-6 Virginia

**1892 (4-1)**  
Coach: Perrin Busbee  
W 14-1 Gilford College  
W 7-4 Oak Ridge  
L 3-13 Winston  
W 6-2 Davis School

**1893 (4-3)**  
Coach: Perrin Busbee  
W 17-5 Durham Ath. Asso.  
L 1-2 Vermont  
L 2-5 Vermont  
W 14-0 Oak Ridge  
W 23-6 Wake Forest  
L 2-5 Virginia  
W 9-3 Washington & Lee

**1894 (10-4)**  
Coach: William R. Robertson  
W 6-3 Durham Ath. Asso.  
L 4-7 Yale  
W 12-7 Lehigh  
W 6-1 Lehigh  
W 20-1 Durham Ath. Asso.  
L 10-7 Vermont  
W 16-3 Vermont  
W 6-1 Oak Ridge  
W 14-1 Richmond  
W 4-2 Virginia  
L 2-10 Virginia  
W 6-3 Richmond  
L 1-2 Lafayette  
W 6-5 Lafayette

**1895 (6-4)**  
Coach: Jesse M. Oldham  
W 4-1 Vermont  
L 3-17 Boston League  
L 1-9 Lafayette  
L 3-4 Lafayette  
W 6-3 Lafayette  
W 21-5 Franklin & Marshall  
W 12-1 Franklin & Marshall  
W 20-0 A & M College  
W 12-0 Oak Ridge  
L 0-7 Virginia

**1896 (10-1)**  
Coach: Benjamin E. Stanley  
W 9-4 Oak Ridge  
W 12-7 Oak Ridge  
W 18-9 Lafayette  
W 7-4 Lehigh  
L 8-10 Princeton  
W 8-4 Yale  
W 16-14 Hobart College  
W 12-10 Hobart College  
W 18-3 Mebane HS  
W 14-6 Virginia  
W 19-0 Washington & Lee

**1897 (4-7-1)**  
Coach: Benjamin E. Stanley  
W 19-0 Oak Ridge  
L 6-7 Virginia  
W 7-2 Wake Forest  
W 11-9 Lafayette  
W 6-3 Lafayette  
L 6-11 Pennsylvania  
L 5-6 Pennsylvania  
T 8-8 Lehigh  
L 4-7 Lehigh  
L 15-19 Yale  
L 2-9 Princeton  
L 4-10 Virginia

**1898 (9-3-1)**  
Coach: William A. Reynolds  
W 9-1 Bingham's School  
W 8-1 Oak Ridge  
W 6-0 Trinity  
W 28-1 Wake Forest  
W 7-1 Wake Forest  
L 9-19 Lafayette  
W 9-7 Lafayette  
W 20-0 Johns Hopkins  
L 0-9 Pennsylvania

T 10-10 Harvard  
W 11-2 Oak Ridge  
L 4-9 Trinity College  
W 11-2 Trinity College

**1899 (12-2)**  
Coach: William A. Reynolds  
3/8 W 24-2 Horner School  
3/11 W 14-0 Bingham School  
3/15 W 14-1 Guilford  
3/22 W 11-0 Oak Ridge  
3/27 L 4-13 Lafayette  
3/28 W 5-2 Lafayette  
4/1 W 18-4 Lehigh  
4/3 W 7-5 Lehigh  
4/5 W 5-0 Lehigh  
4/19 W 15-1 Roanoke  
4/22 L 5-6 Maryland  
5/29 W 2-1 Georgia  
5/1 W 10-4 Mercer  
5/13 W 10-1 Georgia

**1900 (9-1-1)**  
Coach: Robert B. Lawson  
2/24 L 4-8 Oak Ridge  
3/27 W 13-7 Lafayette  
3/28 W 9-4 Lafayette  
4/2 W 6-0 Cornell  
4/7 W 6-3 Horner School  
4/14 W 6-4 Oak Ridge  
4/16 W 6-4 Tennessee  
4/17 W 10-0 Tennessee  
4/27 W 9-4 Georgia  
4/28 T 7-7 Georgia  
W 11-3 Maryland

**1901 (11-4-2)**  
Coach: Ernest Graves  
T 2-2 Lafayette  
W 4-3 Lafayette  
W 31-3 A&M College  
W 14-0 Clemson  
T 2-2 Clemson  
W 13-2 Lehigh  
L 2-13 Lehigh  
W 10-9 Cornell  
W 12-4 Georgia  
W 10-0 Georgia  
L 2-9 Virginia  
W 19-7 Maryland  
L 8-9 Maryland  
W 10-1 Georgia  
W 6-0 Georgia Tech  
W 40-4 Georgia  
L 6-11 Raleigh

**1902 (7-6)**  
Coach: Edward M. Ashenback  
W 20-0 Oak Ridge  
W 9-4 Lafayette  
L 5-10 Lafayette  
W 16-5 Clemson  
W 16-5 Lehigh  
W 7-2 Lehigh  
L 1-8 Cornell  
W 8-0 Georgia  
L 7-8 Virginia  
L 7-9 Virginia  
L 4-5 Richmond  
W 18-0 Birmingham  
L 1-11 Virginia

**1903 (13-2-2)**  
Coach: John Curran  
3/14 W 6-0 Bingham (Mebane)  
3/19 W 13-3 Oak Ridge  
3/23 W 3-2 Lafayette  
3/24 L 3-5 Lafayette  
3/27 L 1-4 Brown  
3/28 W 12-7 Brown  
4/3 W 7-6 Gettysburg  
T 9-9 Gettysburg  
4/9 W 4-3 Cornell  
4/10 W 2-0 Wofford  
4/18 W 9-0 South Carolina  
4/20 W 4-3 South Carolina  
4/29 W 10-3 Virginia  
4/30 T 15-15 Virginia  
5/1 W 13-1 Wash. and Lee  
5/2 W 13-4 Georgetown  
5/9 W 4-1 Virginia

**1904 (5-8)**  
Coach: John Donnelly  
W 15-3 Bingham (Mebane)  
W 16-2 Oak Ridge

L 8-11 Lafayette  
L 2-6 Lafayette  
L 6-7 Maryland  
L 0-7 Davidson  
L 2-3 Cornell  
L 2-9 A. & M.  
W 12-6 St. Albans  
W 20-7 St. Albans  
W 18-3 Randolph Macon  
L 7-10 Virginia  
L 2-6 Virginia

**1905 (12-6)**  
Coach: Robert B. Lawson  
W 2-1 Guilford  
W 5-3 Wake Forest  
W 11-5 Wake Forest  
W 5-1 St. John's  
L 0-7 Lafayette  
L 2-3 Lafayette  
W 4-3 Oak Ridge  
L 3-0 Georgetown  
L 3-2 Navy  
W 5-3 Syracuse  
W 5-3 S.C. College  
W 18-8 S.C. College  
W 4-0 A.M. College  
L 0-1 A.M. College  
W 6-1 Virginia  
W 3-2 Virginia  
W 5-0 Virginia  
L 2-7 Georgetown

**1906 (9-7-1)**  
Coach: Robert B. Lawson  
W 18-1 Bingham, Mebane  
W 5-3 Lafayette  
W 7-3 Wake Forest  
L 8-1 Bingham, Asheville  
W 9-5 S.C. College  
W 19-0 S.C. College  
W 14-3 S.C. College  
W 7-6 St. John's College  
L 0-3 A. and M. College  
W 9-5 John's Hopkins  
W 6-1 Virginia  
L 0-9 Virginia  
L 6-7 Navy  
L 1-5 St. John's College  
L 1-4 Georgetown  
L 3-4 Virginia  
T 6-6 Guilford College

**1907 (10-9-2)**  
Coach: Floyd Simmons  
W 28-0 Bingham, Mebane  
W 5-3 Wake Forest  
L 1-2 Lafayette  
T 5-5 Lafayette  
W 2-0 Cornell  
L 2-8 Guilford  
L 1-2 Guilford  
L 0-2 Davidson  
L 5-8 Delaware  
T 0-0 Georgia  
W 1-0 Oak Ridge  
W 5-2 George Wash.  
L 6-7 George Wash.  
W 6-4 Virginia Tech  
L 1-5 Virginia  
L 2-5 Virginia  
L 0-6 Georgetown  
W 4-2 Wake Forest  
W 4-2 Bingham, Asheville  
W 8-1 William and Mary  
W 4-0 William and Mary

**1908 (12-9)**  
Coach: Otis Stockdale  
W 2-0 Bingham, Mebane  
L 2-3 Lafayette  
W 3-0 Lafayette  
W 3-1 Randolph-Macon  
W 5-2 Cornell  
L 0-4 Guilford  
W 2-1 Virginia  
W 6-0 Dartmouth  
L 2-9 Dartmouth  
L 6-12 Villanova  
W 8-6 Villanova  
L 0-4 St. John's College  
L 1-2 Washington & Lee  
L 4-5 Virginia  
W 4-2 Delaware  
W 10-0 Delaware  
W 3-1 Roanoke

W 3-0 Guilford  
L 5-14 Georgetown  
W 6-4 Navy  
L 2-4 Pennsylvania

**1909 (19-5)**  
Coach: Otis Stockdale  
3/13 W 3-2 Bingham (Mebane)  
3/20 W 3-0 Oak Ridge  
3/26 W 6-5 Elon  
3/29 L 0-1 Amherst  
3/30 W 7-6 Amherst  
4/1 W 3-0 Colgate  
4/2 L 1-3 Colgate  
4/3 W 6-2 Lafayette  
4/5 W 6-0 Lafayette  
4/8 W 3-2 Villanova  
4/10 W 6-5 Guilford  
4/12 L 6-15 Winston League  
4/13 W 6-4 St. John's  
4/14 W 4-3 Davidson  
4/15 W 2-3 Delaware  
4/16 W 12-4 Delaware  
4/19 L 1-3 Virginia  
4/21 W 4-1 Guilford  
4/23 W 4-1 Davidson  
4/30 W 7-6 Virginia  
5/3 L 2-14 Pennsylvania  
5/4 W 4-2 Georgetown  
5/7 W 9-1 Cent. U. of Ky.  
5/8 W 3-0 Cent. U. of Ky.

**1910 (17-9)**  
Coach: Robert B. Lawson  
3/14 W 6-2 Bingham School  
3/18 W 4-3 Oak Ridge M.A.  
3/23 W 17-5 Elon  
3/26 W 4-3 Davidson  
3/28 L 1-5 Lafayette  
3/29 W 7-1 Amherst  
3/30 L 0-1 Amherst  
3/31 W 3-0 Trinity (Hartford)  
4/1 L 0-1 Lafayette  
4/2 W 9-6 Lafayette  
4/4 W 5-2 Bingham School  
4/7 W 9-1 Hampden-Sydney  
4/8 L 3-4 Virginia  
4/9 L 2-6 Virginia  
4/15 L 3-4 Guilford  
4/16 W 9-6 Guilford  
4/19 W 1-0 Kentucky State  
4/21 W 9-5 Davidson  
4/22 W 3-0 Virginia  
4/23 L 0-1 Navy  
4/26 L 2-3 Washington & Lee  
4/27 W 5-1 Georgetown  
4/29 W 1-0 Wake Forest  
4/30 L 1-2 Wake Forest  
5/2 W 5-3 Central Kentucky  
5/3 W 8-3 Central Kentucky

**1911 (15-7)**  
Coach: Charles M. Clancey  
W 3-0 Georgetown  
W 2-1 Davidson  
L 1-4 Davidson  
L 0-1 Virginia Tech  
W 1-0 Amherst  
W 15-2 Catawba  
W 5-4 Atlantic Christian  
L 1-4 Catholic  
W 1-0 Wake Forest  
W 2-0 Wake Forest  
L 1-3 Virginia  
W 1-0 Virginia  
W 1-0 Virginia  
W 3-2 Guilford  
W 4-1 Oak Ridge M.A.  
L 3-5 Winst-Salem Twins  
W 12-8 Winst-Salem Twins  
W 9-1 Washington & Lee  
L 3-4 Washington & Lee  
L 2-3 Lafayette  
W 8-2 Lafayette  
W 6-2 Lafayette

**1912 (11-7)**  
Coach: Charles M. Clancey  
W 6-1 Wake Forest  
L 1-2 Virginia  
W 10-3 Virginia  
L 0-4 Virginia  
W 4-0 Virginia  
W 7-2 Guilford  
L 4-5 Princeton  
W 1-0 Horner's School


W 6-5 Georgia  
L 2-5 Georgia  
W 5-0 Randolph-Macon  
L 0-1 Navy  
W 8-2 Virginia Tech  
W 9-6 Virginia Tech  
L 3-5 Amherst  
W 11-10 Amherst  
W 3-0 Swarthmore  
L 2-3 Swarthmore

**1913 (7-11)**  
Coach: Coach Bowers  
W 4-1 Davidson  
W 11-1 Davidson  
L 2-5 Amherst  
W 5-1 Penn State  
L 4-7 Atlantic C.L.  
W 12-5 VMI  
W 8-2 VMI  
W 10-1 Trinity  
L 2-8 Wake Forest  
L 2-8 Wake Forest  
W 5-4 Virginia  
L 9-12 Virginia  
L 1-9 Guilford  
L 8-9 Washington & Lee  
L 4-5 Lafayette  
L 3-4 Lafayette  
L 6-7 N.C. A & M  
L 3-9 Princeton

**1914 (8-11-1)**  
Coach: Earl Mack  
L 0-5 Davidson  
L 1-6 Navy  
W 1-0 William & Mary  
T 4-4 Amherst  
W 2-0 Amherst  
W 3-2 Hampden-Sydney  
L 1-3 Catholic  
L 0-3 Penn State  
W 5-4 VMI  
L 2-5 W.V. Wesleyan  
W 14-5 West Virginia  
W 2-1 Wake Forest  
W 3-2 Wake Forest  
L 0-2 Virginia  
L 1-9 Virginia  
L 1-6 Virginia  
L 1-9 Guilford  
W 9-0 Oak Ridge M.A.  
L 2-3 Vermont  
L 2-3 Princeton

**1915 (12-4)**  
Coach: Charles A. Doak  
W 1-0 Wake Forest  
W 10-0 Wake Forest  
W 10-4 Wake Forest  
L 2-5 Virginia  
W 8-5 Virginia  
L 3-5 Virginia  
W 7-2 Guilford  
W 6-3 Oak Ridge M.A.  
L 4-8 Princeton  
W 5-0 Bingham School  
W 6-0 South Carolina  
W 7-3 Davidson  
W 8-2 Navy  
W 14-2 Elon  
L 1-3 Amherst  
W 13-0 VMI

**1916 (7-11)**  
Coach: Charles A. Doak  
L 3-8 Georgetown  
W 6-1 Wofford  
L 2-13 Navy  
W 7-0 Delaware  
W 3-2 William & Mary  
W 18-4 Elon  
L 3-4 Catholic  
L 9-15 Penn State  
W 11-3 W.V. Wesleyan  
L 3-4 Wake Forest  
L 0-3 Wake Forest  
L 3-4 Wake Forest  
L 3-8 Virginia  
L 3-4 Virginia  
L 1-2 Guilford  
L 2-3 Oak Ridge M.A.  
W 7-4 Washington & Lee  
W 11-4 Richmond



The 1922 Tar Heels went 19-2 under coach Bill Fetzer.

### 1917 (10-6)

**Coach:** Bunn Hearn  
 L 5-6 Wake Forest  
 W 3-2 Virginia  
 W 2-0 Washington & Lee  
 L 2-4 Yale  
 W 4-3 Bingham School  
 L 1-5 Georgia  
 L 2-4 Georgia  
 W 5-0 Georgia  
 L 1-10 Georgia  
 W 16-0 South Carolina  
 W 3-0 Wofford  
 W 6-1 Wofford  
 W 8-4 Davidson  
 L 0-1 Davidson  
 W 11-5 W.V. Wesleyan  
 W 10-2 Haver Ford

### 1918 (7-6)

**Coach:** Bunn Hearn  
 L 1-3 South Carolina  
 W 4-2 South Carolina  
 L 0-2 Wofford  
 W 4-2 Wofford  
 W 10-0 Elon  
 L 1-18 Holy Cross  
 L 0-2 Camp Sevier  
 W 3-0 Virginia  
 L 0-4 Virginia  
 L 1-2 Virginia  
 W 7-6 Guilford  
 W 4-3 Oak Ridge M.A.  
 W 2-1 at Clemson

### 1919 (11-7-2)

**Coach:** William Lourcey  
 T 0-0 Trinity  
 L 4-7 Wake Forest  
 L 1-2 Virginia  
 T 3-3 Virginia  
 W 7-1 Virginia  
 L 4-11 Virginia  
 W 4-0 Oak Ridge M.A.  
 L 5-6 Washington & Lee  
 L 4-13 Johns Hopkins  
 W 5-0 South Carolina  
 W 4-3 Davidson  
 W 13-1 Randolph-Macon  
 W 5-0 Virginia Tech  
 W 4-1 Elon  
 L 1-4 Elon  
 W 8-3 Hampden-Sydney  
 W 7-4 Fort Bragg  
 W 2-1 N.C. State  
 W 4-1 Durham Bulls  
 L 0-2 Durham Bulls

### 1920 (8-9-2)

**Coach:** William Lourcey  
 W 3-2 Davidson  
 W 3-2 Davidson  
 L 2-4 Catholic  
 L 1-3 Swarthmore  
 L 5-6 N.C. State  
 W 9-0 N.C. State  
 W 6-2 N.C. State  
 W 1-0 Trinity  
 W 2-1 Trinity  
 L 1-8 Wake Forest  
 W 8-0 Wake Forest  
 L 3-4 Virginia  
 L 7-8 Virginia

T 3-3 Washington & Lee  
 L 3-5 Yale  
 L 1-2 Pennsylvania  
 T 3-3 Maryland  
 W 4-3 Maryland  
 L 8-9 Winst.-Salem Twins

### 1921 (17-3-2)

**Coach:** Bill Fetzer  
 T 3-3 Lynchburg  
 W 3-1 Florida  
 L 3-9 N.C. State  
 W 7-6 Fordham  
 W 3-1 CCNY  
 W 6-4 N.C. State  
 L 0-11 Georgetown  
 W 7-3 Davidson  
 L 5-9 Davidson  
 W 4-2 Trinity  
 W 6-2 Trinity  
 W 4-3 Wake Forest  
 W 6-4 Wake Forest  
 W 5-3 Virginia  
 W 7-3 Virginia  
 W 3-2 Virginia  
 W 4-2 Guilford  
 W 5-2 Washington & Lee  
 W 4-1 Maryland  
 T 3-3 Maryland  
 W 6-4 Swarthmore  
 W 7-1 VMI

### 1922 (19-2)

**Coach:** Bill Fetzer  
 W 9-5 Trinity  
 W 8-7 Trinity  
 W 2-0 Wake Forest  
 W 12-4 Wake Forest  
 W 6-0 Virginia  
 W 4-0 Virginia  
 W 7-0 Virginia  
 L 8-9 Washington & Lee  
 W 6-3 Washington & Lee  
 W 9-1 Washington & Lee  
 L 5-10 Maryland  
 W 9-6 Georgia  
 W 2-0 Davidson  
 W 7-4 Virginia Tech  
 W 3-0 Swarthmore  
 W 3-1 N.C. State  
 W 4-1 N.C. State  
 W 10-1 Lynchburg  
 W 15-1 CCNY  
 W 8-0 Furman  
 W 12-8 NYU

### 1923 (11-8-2)

**Coach:** Bill Fetzer  
 L 4-6 Lynchburg  
 T 3-3 Auburn  
 L 5-8 Alabama  
 W 14-5 Davidson  
 L 4-5 Navy  
 W 2-1 N.C. State  
 W 11-4 N.C. State  
 W 10-8 N.C. State  
 L 2-4 Trinity  
 W 5-3 Trinity  
 L 3-9 Wake Forest  
 W 13-6 Wake Forest  
 W 2-1 Virginia  
 W 12-3 Virginia  
 L 3-4 Virginia

T 8-8 Guilford  
 W 12-6 Maryland  
 L 1-9 Georgia  
 W 6-2 Mercer  
 L 3-9 at Georgia Tech  
 W 4-1 at Georgia Tech

### 1924 (9-14)

**Coach:** Bill Fetzer  
 W 1-0 Trinity  
 L 3-4 Trinity  
 L 3-10 Wake Forest  
 L 2-3 Wake Forest  
 W 7-4 Virginia  
 W 3-2 Virginia  
 W 13-9 Virginia  
 W 6-1 Guilford  
 W 9-5 Washington & Lee  
 L 2-11 Georgia  
 L 1-4 Georgia  
 L 2-6 Mercer  
 L 2-5 Mercer  
 L 6-7 Davidson  
 W 8-3 Virginia Tech  
 W 3-2 Elon  
 W 3-2 Hampden-Sydney  
 L 2-3 N.C. State  
 L 2-7 N.C. State  
 L 10-14 Durham Bulls  
 L 0-5 Alabama  
 L 2-6 Alabama  
 L 2-3 Lenoir-Rhyne

### 1925 (14-10)

**Coach:** Bill Fetzer  
 W 5-4 Lenoir-Rhyne  
 L 2-5 Duke  
 W 7-6 Duke  
 L 5-10 Duke  
 W 8-4 Georgetown  
 W 8-3 Davidson  
 W 6-2 Virginia Tech  
 L 4-5 Virginia Tech  
 W 20-5 Elon  
 W 14-5 Hampden-Sydney  
 W 6-4 VMI  
 L 5-7 N.C. State  
 L 5-8 N.C. State  
 L 1-2 Wake Forest  
 L 2-3 Wake Forest  
 W 8-6 Virginia  
 L 1-4 Virginia  
 L 1-2 Virginia  
 W 5-4 Guilford  
 W 3-2 Guilford  
 W 5-2 Washington & Lee  
 W 2-0 Maryland  
 L 2-14 Maryland  
 W 16-3 Maryland

### 1926 (9-16)

**Coach:** Duke Duncan  
 L 3-4 Wake Forest  
 L 4-11 Wake Forest  
 W 12-7 Wake Forest  
 L 4-7 Virginia  
 W 13-3 Virginia  
 L 2-6 Virginia  
 W 9-3 Guilford  
 W 11-10 Lehigh  
 L 1-6 Maryland  
 L 4-12 Georgia Tech  
 L 2-10 Georgia Tech

W 3-2 South Carolina  
 L 8-9 Davidson  
 W 13-4 Virginia Tech  
 L 4-5 Dartmouth  
 L 10-11 Elon  
 L 2-8 Elon  
 L 5-7 Catholic  
 L 7-8 N.C. State  
 L 2-8 N.C. State  
 L 6-7 N.C. State  
 W 16-3 Lynchburg  
 W 5-4 Duke  
 W 8-7 Duke  
 L 9-17 Duke

### 1927 (14-8-1)

**Coach:** Jim Ashmore  
 W 8-7 Elon  
 L 0-3 Penn State  
 T 2-2 Pennsylvania  
 W 6-1 Davidson  
 L 7-8 Duke  
 W 10-1 Duke  
 W 4-3 Wake Forest  
 W 10-7 Virginia  
 W 10-7 Hampden-Sydney  
 W 11-0 Davidson  
 L 4-7 Virginia Tech  
 L 8-9 at Georgia Tech  
 L 4-12 at Georgia Tech  
 W 4-1 Georgia  
 L 1-4 Georgia  
 W 3-0 Wake Forest  
 L 2-6 Virginia  
 W 11-10 Virginia  
 W 3-2 Wake Forest  
 W 6-4 Duke  
 W 6-2 N.C. State  
 W 3-1 N.C. State  
 L 1-3 N.C. State

### 1928 (13-9)

**Coach:** Jim Ashmore  
 3/26 W 11-2 at Elon  
 4/2 W 15-3 Maryland  
 4/3 W 3-2 Maryland  
 4/4 L 3-5 Pennsylvania  
 4/5 W 7-6 Pennsylvania  
 4/7 L 4-6 Washington & Lee  
 4/9 W 3-0 at Davidson  
 4/12 L 0-1 at Wash. & Lee  
 4/14 W 6-4 at Virginia  
 W 12-9 Maryland  
 W 7-0 VMI  
 4/18 W 4-1 Wake Forest  
 4/21 W 7-5 VMI  
 4/24 L 4-5 at N.C. State  
 4/25 L 1-12 Georgia  
 4/26 W 6-5 Georgia  
 5/5 L 1-13 Duke  
 5/11 L 3-5 Virginia  
 5/12 W 8-4 Virginia-1  
 5/17 W 5-3 at Wake Forest  
 5/19 L 5-7 at Duke  
 5/21 L 2-4 N.C. State  
 1-Greensboro, N.C.

### 1929 (16-6)

**Coach:** Jim Ashmore  
 3/25 W 12-9 Springfield  
 3/26 W 5-1 Springfield  
 3/29 W 9-5 Pennsylvania  
 4/1 W 4-2 Davidson-1  
 4/2 W 7-5 Penn State  
 4/3 L 3-12 Cornell  
 4/4 W 7-5 Washington & Lee  
 4/9 W 7-1 Maryland  
 4/12 W 6-4 at Maryland  
 4/13 W 5-4 at Virginia  
 4/17 W 8-2 at Virginia Tech  
 4/20 W 4-2 at VMI  
 W 7-5 W.V. Wesleyan  
 4/22 W 6-5 N.C. State  
 4/26 W 10-9 Virginia Tech  
 4/27 L 6-9 at Duke  
 5/7 L 3-4 at Wake Forest  
 5/10 W 6-4 Virginia  
 5/11 W 4-2 Virginia-2  
 5/17 L 5-8 Duke  
 5/20 L 3-5 at N.C. State  
 5/22 L 2-7 Wake Forest  
 1-Salisbury, N.C.  
 2-Greensboro, N.C.

### 1930 (13-12)

**Coach:** Jim Ashmore  
 3/27 W 18-7 Springfield  
 3/31 W 3-2 Cornell  
 4/1 L 8-10 Cornell  
 4/4 W 6-4 at Georgia  
 4/5 L 1-9 at Georgia  
 4/8 W 7-2 Maryland  
 4/11 L 1-14 at Maryland  
 4/12 W 8-5 at Virginia  
 4/14 L 2-10 at Wash. & Lee  
 4/14 L 6-7 at Wash. & Lee  
 4/15 L 3-9 at VMI  
 4/16 L 2-5 at Virginia Tech  
 4/22 W 9-3 at Davidson  
 4/23 L 0-7 Georgia  
 4/24 W 7-3 Georgia  
 4/25 L 4-9 Virginia Tech  
 4/26 L 5-14 Duke  
 5/3 L 8-7 Wake Forest  
 5/6 W 6-2 at N.C. State  
 5/7 W 3-1 South Carolina  
 5/9 W 12-1 Virginia-1  
 5/12 W 6-3 at Wake Forest  
 5/13 W 8-3 Davidson  
 5/17 L 2-15 at Duke  
 5/20 W 5-3 N.C. State  
 1-Greensboro, N.C.

### 1931 (16-4-2)

**Coach:** Jim Ashmore  
 3/30 W 11-5 Cornell  
 4/2 W 2-0 Pennsylvania  
 4/3 L 2-8 Washington & Lee  
 4/8 W 15-3 Princeton  
 4/10 W 4-2 at Maryland  
 4/10 W 8-4 at Maryland  
 4/11 W 6-1 at Virginia  
 4/13 W 8-7 at Wash. & Lee  
 4/14 T 5-5 at VMI  
 4/15 L 9-10 at Virginia Tech  
 4/18 T 11-11 Virginia Tech  
 4/21 W 3-2 at Wake Forest  
 4/25 W 3-2 VMI  
 4/25 W 6-2 VMI  
 4/29 W 7-4 Wake Forest  
 5/5 L 4-7 N.C. State  
 5/8 W 6-2 Virginia  
 5/9 W 15-4 Virginia-1  
 5/11 W 7-1 Davidson  
 5/16 L 4-8 at Duke  
 5/18 W 6-2 Duke  
 5/20 W 19-8 at N.C. State  
 1-Greensboro, N.C.

### 1932 (11-8)

**Coach:** Bunn Hearn  
 3/24 L 7-16 Jersey City  
 3/28 W 8-7 Davidson-1  
 3/29 W 4-0 Maryland  
 4/6 W 6-5 Durham Bulls  
 4/8 L 4-5 at Virginia  
 4/14 W 8-4 Durham Bulls  
 4/16 W 7-5 VMI  
 4/19 W 8-7 Raleigh Caps  
 L 2-8 Durham Bulls  
 4/23 L 2-6 Duke  
 4/26 W 14-5 Davidson  
 4/30 L 3-4 at Wake Forest  
 5/3 L 6-7 N.C. State  
 5/6 W 4-3 Virginia  
 5/7 W 9-6 Virginia-2  
 5/12 W 11-3 Virginia Tech  
 5/14 L 2-3 at Duke  
 5/16 L 2-7 Wake Forest  
 5/19 W 9-7 N.C. State  
 1-Winston-Salem, N.C.  
 2-Greensboro, N.C.

### 1933 (15-7)

**Coach:** Bunn Hearn  
 3/28 W 5-1 Washington & Lee  
 3/30 L 3-5 Michigan State  
 3/31 L 5-6 Michigan State  
 4/1 L 0-1 at Elon  
 4/7 W 9-1 at Virginia Tech  
 4/8 W 14-0 at VMI  
 4/10 W 2-1 at Wash. & Lee  
 4/14 W 5-3 Virginia Tech  
 4/15 L 3-4 Davidson-1  
 4/17 L 3-4 at Davidson  
 4/18 W 8-0 Maryland  
 4/25 L 7-8 Davidson  
 4/28 W 4-2 at Wake Forest  
 5/2 L 6-7 N.C. State



The 1947 team was the first coached by Walter Rabb. UNC made its first NCAA Tournament appearance the next season.

5/6 W 11-1 Virginia-2  
 5/9 W 3-0 Wake Forest  
 5/13 W 2-1 at Duke  
 5/15 W 12-0 at Georgetown  
 5/17 W 11-3 at Navy  
 5/18 W 4-0 at Randolph-Macon  
 5/20 W 7-1 at N.C. State  
 5/23 W 2-1 Duke  
 1-Winston-Salem, N.C.  
 2-Greensboro, N.C.

**1934 (21-2)**

**Coach:** Bunn Hearn  
 3/30 W 9-2 Washington & Lee  
 3/31 W 15-4 Davidson-1  
 4/2 W 13-5 at Davidson  
 4/6 W 6-1 at Virginia Tech  
 4/7 W 16-6 at VMI  
 4/10 W 3-1 at Virginia  
 4/14 W 6-0 Wake Forest  
 4/18 W 9-0 Davidson  
 4/21 W 3-1 Wilmington Pirates  
 4/21 L 3-8 Wilmington Pirates  
 4/25 W 9-7 Guilford  
 4/27 W 12-7 at Wake Forest  
 4/28 W 9-4 VMI  
 5/1 W 9-7 at N.C. State  
 5/4 W 16-3 Virginia  
 5/5 W 5-3 Virginia-2  
 5/11 W 7-1 Virginia Tech  
 5/14 W 6-2 at Randolph-Macon  
 5/16 W 4-1 at Navy  
 5/18 W 4-3 Duke  
 5/19 L 1-15 Duke-2  
 5/21 W 7-4 at Duke  
 5/23 W 8-4 N.C. State  
 1-Gastonia, N.C.  
 2-Greensboro, N.C.

**1935 (8-14)**

**Coach:** Bunn Hearn  
 4/5 L 3-4 at Davidson (11)  
 4/11 W 6-2 Wake Forest  
 4/13 W 5-2 N.C. State  
 4/16 L 2-6 Wake Forest-1  
 L 11-13 Leaksville Spray  
 4/19 W 7-3 Chath. Mfg. Co.-2  
 4/20 L 1-8 Chath. Mfg. Co.-2  
 4/24 W 6-5 Davidson  
 4/25 W 6-5 Davidson  
 4/27 L 1-3 at N.C. State  
 4/30 L 5-6 Wake Forest-3  
 5/2 L 2-3 at N.C. State  
 5/3 W 5-3 Virginia  
 5/4 L 0-4 Virginia-4  
 5/9 W 9-8 at N.C. State  
 5/11 L 2-7 at Duke  
 5/13 L 0-2 Wake Forest-5  
 5/17 L 0-4 Duke  
 5/18 L 1-14 Duke-4  
 5/22 L 0-7 at Richmond  
 5/24 L 5-7 at Maryland  
 5/25 W 11-8 at Navy  
 1-Lumberton, N.C.  
 2-Elkin, N.C.  
 3-Fayetteville, N.C.  
 4-Greensboro, N.C.  
 5-Raleigh, N.C.

**1936 (6-10)**

**Coach:** Bunn Hearn  
 3/27 W 10-5 Springfield  
 4/13 L 3-5 Richmond  
 4/14 L 5-7 Georgetown  
 4/18 L 1-3 at N.C. State  
 4/20 W 13-8 at VMI  
 4/21 L 8-9 at Wash. & Lee (10)  
 4/24 W 9-7 at Wake Frst (15)  
 4/27 W 3-2 at Davidson  
 5/1 W 14-2 Virginia  
 5/2 L 7-8 Virginia-1  
 5/5 L 5-7 N.C. State  
 5/6 L 5-7 Davidson  
 5/15 L 2-6 at Georgetown  
 5/16 L 2-8 at Maryland  
 5/18 W 7-6 at Duke  
 5/20 L 4-5 Duke  
 1-Greensboro, N.C.

**1937 (12-9-1)**

**Coach:** Bunn Hearn  
 3/27 W 4-1 Springfield  
 4/1 W 8-5 Michigan State  
 4/2 W 8-0 Washington & Lee  
 4/3 L 8-9 Richmond  
 4/8 W 8-4 at Virginia Tech  
 4/10 L 3-4 at VMI  
 4/12 L 6-7 at Davidson  
 4/14 L 5-6 at Wake Forest  
 4/16 W 10-2 VMI  
 4/19 W 18-2 Virginia Tech  
 4/20 W 6-2 William & Mary  
 4/23 L 0-5 N.C. State  
 4/27 W 3-1 Wake Forest-1  
 4/30 T 7-7 Virginia (11)  
 5/1 W 7-2 Virginia  
 5/6 W 8-1 Davidson  
 5/8 W 12-5 at N.C. State  
 5/11 W 7-6 Wake Forest  
 5/15 L 3-6 at Maryland  
 5/19 L 1-18 Duke  
 5/22 L 11-12 Duke-2  
 5/24 L 0-4 at Duke  
 1-Raeford, N.C.  
 2-Greensboro, N.C.

**1938 (14-6)**

**Coach:** Bunn Hearn  
 3/29 W 10-2 Richmond  
 4/4 W 4-1 Dartmouth  
 4/5 W 6-5 N.C. State-1  
 4/12 L 2-4 Wake Forest  
 4/14 W 10-5 at Virginia  
 4/15 W 7-6 at VMI (10)  
 4/14 W 14-1 at Wash. & Lee  
 4/20 W 7-6 N.C. State-2  
 4/23 W 12-9 at Wake Forest  
 4/26 W 11-6 Davidson  
 4/30 W 15-3 Virginia  
 5/4 L 3-8 N.C. State  
 5/6 W 7-5 Navy  
 5/7 W 10-8 at N.C. State  
 5/10 W 4-0 VMI  
 5/12 L 2-10 at Richmond  
 5/13 W 13-10 at Maryland  
 5/18 L 1-4 at Duke  
 5/21 L 8-10 Duke-3  
 5/23 L 3-5 Duke  
 1-Raeford, N.C.

2-Clinton, N.C.  
 3-Greensboro, N.C.

**1939 (11-7)**

**Coach:** Bunn Hearn  
 3/23 W 10-4 Springfield  
 4/4 W 16-2 Harvard  
 4/7 W 10-1 Cornell  
 4/8 W 4-1 at Davidson  
 4/11 W 12-5 N.C. State  
 4/13 W 19-7 at VMI  
 4/14 W 2-1 at Wash. & Lee  
 4/15 L 5-10 at Virginia  
 4/18 L 6-8 at Wake Forest  
 4/21 W 8-7 VMI  
 4/25 L 2-3 at Wake Forest  
 4/27 W 8-4 Davidson  
 4/29 W 16-4 Virginia  
 5/6 L 3-6 at N.C. State  
 5/9 W 19-2 Wake Forest  
 5/17 L 5-6 Duke  
 5/20 L 14-21 Duke-1  
 5/22 L 4-12 at Duke  
 1-Greensboro, N.C.

**1940 (17-6)**

**Coach:** Bunn Hearn  
 3/21 W 7-4 at May Hosiery Mill  
 3/23 W 8-7 Maryland  
 3/26 L 8-9 Pennsylvania  
 4/1 L 5-6 Harvard  
 4/2 L 6-12 Cornell  
 4/5 W 15-12 Michigan  
 4/6 W 18-1 Washington & Lee  
 4/15 W 14-2 VMI  
 4/19 W 7-2 Davidson  
 4/25 W 6-3 at Virginia  
 4/26 W 2-0 at Maryland  
 4/27 W 2-1 at Navy  
 4/30 W 5-1 Wake Forest  
 5/2 L 3-4 at N.C. State  
 5/4 W 9-5 Virginia  
 5/7 W 12-8 N.C. State  
 5/9 W 14-4 at Davidson  
 5/11 W 10-4 at Clemson  
 5/13 L 3-6 at Wake Forest  
 5/15 W 26-3 at Duke  
 5/18 L 3-6 Duke-1  
 5/20 W 8-2 Duke  
 5/25 W 7-4 at Elkin  
 1-Greensboro, N.C.

**1941 (15-6-1)**

**Coach:** Bunn Hearn  
 3/21 W 13-4 at May Hosiery  
 3/22 W 12-4 at Hanes Hosiery  
 3/26 W 5-2 Springfield  
 4/2 L 2-4 Cornell  
 4/3 W 15-6 Washington & Lee  
 4/5 L 1-2 William & Mary  
 4/8 W 10-0 Davidson  
 4/11 W 9-5 at Wash. & Lee  
 4/12 W 12-3 at VMI  
 4/14 L 2-6 Michigan  
 4/15 W 5-3 Wake Forest  
 4/19 W 9-0 at Davidson  
 4/22 T 9-9 N.C. State  
 4/25 L 4-5 at Maryland  
 4/26 L 4-7 at Navy  
 4/29 W 2-0 at Wake Forest

5/3 W 8-6 Virginia  
 5/6 W 5-3 at N.C. State  
 5/10 W 14-7 Duke-1  
 5/12 W 6-4 Duke  
 5/14 L 1-6 at Duke  
 5/17 W 3-2 VMI  
 1-Greensboro, N.C.

**1942 (17-5)**

**Coach:** Bunn Hearn  
 4/1 W 4-2 Camp Lee  
 4/3 W 6-0 Maryland  
 4/4 W 7-0 Maryland  
 4/8 W 6-3 Virginia Tech  
 4/10 W 4-2 at Davidson  
 4/11 W 4-3 at Hanes Hosiery  
 4/13 W 12-1 South Carolina  
 4/15 W 4-1 at Wake Forest  
 4/17 W 5-4 N.C. State  
 4/20 L 7-11 at Burlington Bees  
 4/21 W 9-2 Morris Field  
 4/23 W 18-1 at Virginia  
 4/24 L 7-8 at Maryland  
 4/25 L 2-6 at Navy  
 4/28 W 4-1 Davidson  
 4/30 L 2-4 at Wake Forest  
 5/1 L 8-10 Fort Bragg  
 5/2 W 5-2 Virginia  
 5/5 W 6-5 Wake Forest  
 5/7 W 4-3 at N.C. State  
 5/9 W 5-4 Duke-1  
 5/12 W 3-2 Duke  
 1-Greensboro, N.C.

**1943 (13-4)**

**Coach:** Bunn Hearn  
 4/1 W 13-2 N.C. State  
 4/10 W 5-2 at N.C. State  
 4/13 W 6-2 Ch. Hill Pre-Flight  
 4/17 L 1-3 Ch. Hill Pre-Flight  
 4/18 W 5-2 Duke  
 4/21 W 15-4 Davidson  
 4/22 W 13-9 at N.C. State  
 4/23 W 9-6 at Burlington Mills  
 4/24 W 8-6 at Duke  
 4/26 W 20-5 at VMI  
 4/27 L 4-5 at Wash. & Lee  
 4/29 W 10-6 at Navy  
 5/1 L 8-10 Virginia-1  
 5/3 W 10-3 Duke  
 5/5 W 6-3 N.C. State  
 5/8 W 13-10 at Burlington Mills  
 5/10 L 4-9 at Duke  
 1-Greensboro, N.C.

**1944 (9-12)**

**Coach:** Bunn Hearn  
 4/12 W 11-8 Camp Butler  
 4/17 W 24-1 N.C. State  
 4/19 L 8-9 at Camp Butler  
 4/22 L 1-6 Ch. Hill Pre-Flight  
 4/26 W 5-3 at Navy  
 5/3 W 6-5 at N.C. State  
 5/8 W 10-5 Duke  
 5/10 L 1-9 at Ch. Hill Pre-Fit  
 5/11 W 4-2 at Seymour-Jhnsn  
 5/13 W 9-3 N.C. State  
 5/20 W 6-3 at N.C. State  
 5/22 L 4-12 at BTC #10  
 5/24 L 0-3 at Ch. Hill Pre -Fit  
 5/27 L 0-8 at Duke  
 5/29 W 11-8 Cp. Butler 55/AAA  
 5/31 L 5-6 at Ch. Hill Pre-Fit  
 6/3 L 4-5 Duke  
 6/5 L 1-2 Cherry Point  
 6/8 L 1-5 BTC #10-1  
 6/10 L 4-5 at Duke  
 L 4-8 at Duke  
 1-Greensboro, N.C.

**1945 (13-11)**

**Coach:** Bunn Hearn  
 4/2 L 3-4 at Edwards Co.  
 4/7 W 14-3 N.C. State  
 4/13 W 8-7 at Roanoke  
 4/16 L 2-4 Cherry Point  
 4/18 L 2-13 at Navy  
 4/20 L 4-6 at Burlington Bees  
 4/21 W 9-1 N.C. State  
 4/23 W 4-2 at Durham Bulls  
 4/28 W 10-9 Ch. Hill Pre-Flight  
 4/30 L 0-6 at N.C. State  
 5/2 W 13-4 at Edwards Co.  
 5/5 W 15-1 at N.C. State  
 5/8 L 5-7 at Ft. Bragg 2nd FA  
 5/9 W 16-3 Ch. Hill Pre-Flight

5/12 W 10-2 Fort Bragg 2nd FA  
 5/15 W 7-6 at Camp Butler  
 5/19 W 8-6 Ch. Hill Pre-Flight  
 5/21 L 5-7 Camp Butler  
 5/23 L 4-10 Duke  
 5/25 L 0-9 Greensboro ORD  
 5/30 L 2-3 at Duke  
 6/6 W 16-3 Duke  
 6/7 L 2-5 Ch. Hill Pre-Flight  
 6/9 W 4-3 at Duke

**1946 (15-13)**

**Coach:** Bunn Hearn  
 3/25 L 3-5 Michigan State  
 3/26 L 2-3 Michigan State  
 4/2 W 3-0 Ohio  
 4/5 W 22-1 Virginia Tech  
 4/6 L 2-3 at Burlington Bees  
 4/9 L 3-4 Greensboro ORD  
 4/11 W 6-5 at Virginia  
 4/13 W 2-1 at Navy  
 4/16 W 6-1 Durham Bulls  
 4/18 W 9-8 at Wilson Tobs  
 4/19 L 2-5 at Durham Bulls  
 4/20 W 2-0 Maryland  
 4/23 W 6-0 Davidson  
 4/24 L 0-5 at N.C. State  
 4/27 W 4-2 Duke  
 5/1 W 5-1 Wake Forest  
 5/6 L 1-4 N.C. State  
 5/7 W 7-5 at Davidson  
 5/8 L 4-6 N.C. State  
 5/10 L 4-5 at Wake Forest  
 5/11 L 1-5 at Duke  
 5/15 W 7-2 Wake Forest  
 5/17 W 5-0 Fort Bragg  
 5/18 W 8-5 at N.C. State  
 5/20 L 1-4 at Wake Forest  
 5/22 W 3-1 Fort Bragg  
 5/29 L 4-6 at Duke  
 6/1 L 3-5 Duke

**1947 (15-11-2)**

**Coach:** Walter Rabb  
 3/31 W 4-3 Michigan State  
 4/1 W 7-5 Villanova  
 4/4 L 3-5 Virginia  
 4/5 W 8-2 Duke  
 4/7 W 6-1 Michigan  
 4/9 L 5-6 Michigan  
 4/10 W 16-3 Cornell  
 4/11 L 1-5 at Burlington Bees  
 4/12 L 6-7 at Rex Mills  
 4/17 W 11-7 Cincinnati  
 4/18 L 4-5 at Duke  
 4/19 W 4-3 at Wake Forest  
 4/22 W 5-2 at Davidson  
 4/25 W 10-2 Navy  
 4/29 T 9-9 Wake Forest  
 5/6 T 4-4 at Wake Forest  
 5/8 W 6-5 at Virginia  
 5/9 W 13-3 at Maryland  
 5/10 W 1-0 at Richmond  
 5/12 L 6-8 Wake Forest  
 5/13 W 5-0 at Wake Forest  
 5/14 L 2-12 at N.C. State  
 5/15 L 7-15 Duke  
 5/17 L 2-7 at Duke  
 5/19 L 1-5 Wake Forest  
 5/22 L 4-5 N.C. State  
 5/24 W 4-0 at N.C. State  
 5/28 W 5-2 N.C. State

**1948 (17-6-1)**

**Coach:** Walter Rabb  
**Southern Conference Champions**  
**NCAA Tournament Participants**  
 3/26 W 3-1 Virginia  
 3/29 W 5-2 Michigan State  
 3/30 L 5-7 Pennsylvania  
 4/2 T 7-7 Yale  
 4/8 W 15-6 at South Carolina  
 4/9 W 12-1 at Clemson  
 4/10 W 10-1 at Furman  
 4/13 W 1-0 Wake Forest  
 4/15 W 4-3 Furman  
 4/17 W 2-0 at Greenville (CPL)  
 4/21 W 6-5 at Duke  
 4/24 L 1-8 at N.C. State  
 4/27 W 6-2 Davidson  
 4/29 W 1-0 N.C. State  
 5/1 W 5-4 at Wake Forest  
 5/4 L 4-6 Duke  
 5/6 L 0-4 at Virginia  
 5/8 L 6-7 at Georgetown  
 5/11 W 3-2 Wake Forest



5/13 W 5-3 N.C. State  
 5/15 L 2-3 Duke  
 5/17 W 7-6 at Wake Forest  
 5/22 W 10-8 Duke  
 5/26 W 7-1 at N.C. State

**1949 (20-9-2)**

**Coach:** Walter Rabb  
 3/18 L 0-6 at Florida  
 3/19 W 9-2 at Florida  
 3/20 W 21-8 at Jacksonville Nas  
 3/21 W 7-3 at Jacksonville Nas  
 3/29 W 8-6 Cornell  
 3/30 T 5-5 Michigan State  
 3/31 W 4-2 Michigan State  
 4/1 W 12-4 Virginia Tech  
 4/6 W 8-4 William & Mary  
 4/7 W 11-3 Yale  
 4/14 W 6-5 Virginia  
 4/15 W 2-1 Maryland  
 4/16 W 10-8 at South Carolina  
 4/18 W 8-2 at Duke  
 4/20 L 5-6 at Wake Forest  
 4/21 W 5-0 Davidson  
 4/23 L 6-10 at N.C. State  
 4/25 W 12-3 Jacksonville Nas  
 4/26 W 3-1 Duke  
 4/29 L 6-8 N.C. State  
 5/4 W 4-3 at Duke  
 5/5 W 6-3 at Virginia Tech  
 5/6 W 14-6 at Wash. & Lee  
 5/7 T 6-6 at Virginia  
 5/9 L 2-4 Wake Forest  
 5/12 W 8-4 at N.C. State  
 5/14 L 9-11 Duke  
 5/16 L 2-3 Wake Forest  
 5/18 L 0-2 at Wake Forest  
 5/21 L 1-6 at Duke  
 5/24 W 7-1 N.C. State

**1950 (16-18)**

**Coach:** Walter Rabb  
 3/17 L 5-7 at Florida  
 3/18 W 7-6 at Florida  
 3/20 W 3-1 at Rollins  
 3/21 L 4-9 at Rollins  
 3/30 W 8-1 Michigan State  
 3/31 W 7-6 Michigan State  
 4/1 L 2-3 Davidson  
 4/3 W 9-0 Davidson  
 4/5 L 5-6 Yale  
 4/6 L 4-6 Yale  
 4/7 W 15-11 West Virginia  
 4/8 W 11-2 West Virginia  
 4/10 W 3-2 Duke  
 4/12 L 6-12 at Wake Forest  
 4/15 L 0-6 Wake Forest  
 4/17 L 1-4 McCrary  
 4/19 L 1-3 at N.C. State  
 4/22 L 3-12 at Duke  
 4/24 L 4-9 N.C. State  
 4/26 W 6-1 at Wake Forest  
 4/28 L 4-8 Rollins  
 4/29 W 11-10 Rollins  
 5/2 L 3-9 Wake Forest  
 5/4 L 4-9 at Virginia  
 5/5 L 1-7 at Maryland  
 5/6 W 8-5 at George Wash.  
 5/9 W 6-5 N.C. State  
 5/11 W 6-5 Duke  
 5/13 W 7-2 at N.C. State  
 5/15 W 5-0 at Duke  
 5/17 L 5-16 at Wake Forest  
 5/18 L 0-1 at McCrary  
 5/20 W 2-1 Duke  
 5/23 L 1-6 N.C. State

**1951 (16-10)**

**Coach:** Walter Rabb  
 3/17 W 11-8 at Rollins  
 3/19 W 9-8 Alabama-1  
 3/19 L 5-8 at Rollins  
 3/20 L 2-3 Alabama-1  
 3/22 L 4-5 Virginia  
 3/23 W 8-0 Boston Univ.  
 3/24 W 11-8 Boston Univ.  
 3/30 W 7-6 Michigan State  
 3/31 W 3-2 Yale  
 4/7 L 3-4 N.C. State  
 4/10 W 9-0 Wake Forest  
 4/12 W 10-5 Davidson  
 4/14 L 11-12 at N.C. State  
 4/16 L 7-8 at Davidson  
 4/18 W 3-2 N.C. State  
 4/21 L 7-8 at Duke  
 4/24 W 14-0 Duke

4/25 W 6-3 at Wake Forest  
 4/27 L 3-4 Clemson  
 4/28 W 5-4 Furman  
 4/30 W 3-2 Duke  
 5/5 W 13-3 at South Carolina  
 5/10 L 1-4 Wake Forest  
 5/12 W 10-2 at Duke  
 5/15 W 1-0 at Wake Forest  
 5/16 L 4-6 at N.C. State  
 1-Winter Park, Fla.

**1952 (18-10)**

**Coach:** Walter Rabb  
 3/17 L 4-8 at Rollins  
 3/18 W 6-5 at Rollins  
 3/18 W 8-0 Alabama-1  
 3/19 W 8-5 Alabama-1  
 3/22 W 5-0 Virginia  
 3/27 W 5-1 The Citadel  
 3/29 L 0-3 Michigan State  
 3/29 W 5-0 Yale  
 3/31 W 6-1 Yale  
 4/1 L 3-6 Michigan State  
 4/4 L 0-4 Wake Forest  
 4/5 W 6-2 Pennsylvania  
 4/8 W 3-2 at N.C. State  
 4/9 L 2-4 Duke  
 4/11 L 5-11 at N.C. State  
 4/15 W 4-3 Davidson  
 4/19 L 5-13 at Duke  
 4/22 W 3-0 N.C. State  
 4/25 W 4-3 at Clemson  
 4/29 L 2-4 at Wake Forest  
 5/1 L 2-10 at Duke  
 5/2 W 10-0 South Carolina  
 5/2 W 9-3 at Davidson  
 5/5 W 8-7 at McCrary  
 5/7 L 2-6 N.C. State  
 5/8 W 4-2 at Wake Forest  
 5/10 W 13-9 Duke  
 5/12 W 8-2 Wake Forest  
 1-Winter Park, Fla.

**1953 (19-8)**

**Coach:** Walter Rabb  
 3/19 L 1-2 Ga. Teachers-1  
 3/20 W 7-1 at Rollins  
 3/21 L 3-6 at Rollins  
 3/23 W 11-1 at Rollins  
 3/27 W 11-1 Michigan State-2  
 3/28 W 11-9 Michigan State-2  
 3/28 L 3-5 at Camp Lejeune  
 4/3 W 5-4 Clemson  
 4/4 W 7-1 Furman  
 4/7 L 5-10 N.C. State  
 4/10 W 8-1 at South Carolina  
 4/11 W 5-3 at The Citadel  
 4/13 W 18-5 at Davidson  
 4/15 L 0-2 at Wake Forest  
 4/18 W 8-5 at Virginia  
 4/21 W 5-2 Duke  
 4/23 W 11-0 Davidson  
 4/25 W 5-2 at Wake Forest  
 4/29 W 13-3 N.C. State  
 5/4 L 2-4 Duke  
 5/5 W 6-5 Wake Forest  
 5/9 W 3-1 at Duke  
 5/12 W 7-6 at N.C. State  
 5/14 W 13-2 Maryland-3  
 5/15 L 2-7 Duke-3  
 5/15 W 15-0 George Wash.-3  
 5/16 L 3-5 Duke-3  
 1-Winter Park, Fla.  
 2-Camp Lejeune, N.C.  
 3-Southern Conference Tourn., Raleigh, N.C.

**1954 (14-11, 7-8 ACC)**

**Coach:** Walter Rabb  
 3/20 L 0-1 at Rollins  
 3/20 W 3-0 at Rollins  
 3/22 L 7-8 Ohio State-1  
 3/22 W 5-1 Amherst-1  
 3/24 W 2-0 Virginia  
 3/27 L 0-6 at Camp Lejeune  
 3/29 W 6-2 Michigan State  
 3/31 L 1-10 at N.C. State  
 4/3 L 1-4 Wake Forest  
 4/5 W 11-2 Brown  
 4/9 W 13-6 South Carolina  
 4/10 W 12-3 South Carolina  
 4/15 W 4-2 at Richmond  
 4/16 W 8-3 at Quantico Mar.  
 4/20 L 2-10 Maryland  
 4/24 L 2-6 at Wake Forest  
 4/27 W 7-2 N.C. State



Rip Ryan (left) and Emmett Cheek (far right) were the first two All-Americans in Carolina baseball history - Cheek as a catcher in 1948 and Ryan at shortstop in '49.

4/30 L 3-4 at Clemson (10)  
 5/1 W 10-8 at Clemson  
 5/4 W 6-5 at Duke  
 5/5 L 2-4 Wake Forest  
 5/10 W 15-7 at Maryland  
 5/15 L 3-4 at Duke  
 5/18 L 5-17 at N.C. State  
 5/21 W 8-4 Duke  
 1-Winter Park, Fla.

**1955 (12-12, 8-5 ACC)**

**Coach:** Walter Rabb  
 3/25 W 4-3 Ohio State-1  
 3/25 L 0-2 at Rollins  
 3/29 L 5-7 N.C. State  
 4/1 W 10-5 Maryland  
 4/2 W 4-1 Michigan State  
 4/4 L 5-6 Colgate  
 4/5 L 0-2 Michigan  
 4/7 L 3-5 Rollins-2  
 4/8 L 1-3 Yale-2  
 4/9 W 6-1 Ohio-2  
 4/13 L 0-2 at Wake Forest  
 4/14 L 1-2 at Duke  
 4/16 L 3-6 N.C. State  
 4/19 L 8-9 at Wake Forest  
 4/22 W 13-2 South Carolina  
 4/23 L 3-4 Clemson  
 4/27 W 3-2 Wake Forest  
 4/29 W 7-2 at Virginia  
 4/30 L 2-3 at Maryland  
 5/4 W 6-5 Duke  
 5/6 W 12-8 at South Carolina  
 5/7 W 11-8 at Clemson  
 5/11 W 10-5 at N.C. State  
 5/14 W 20-2 Duke  
 1-Winter Park, Fla.  
 2-North Carolina Invit., Durham, N.C.

**1956 (12-10-1, 9-4 ACC)**

**Coach:** Walter Rabb  
 3/24 L 2-3 Delaware  
 3/28 L 2-3 at Georgia  
 3/29 L 2-3 at Florida State  
 3/30 T 3-3 Illinois-1  
 3/31 W 14-4 Notre Dame-1  
 3/31 L 11-12 Illinois-1  
 4/3 L 1-2 Michigan State-2  
 4/4 L 2-4 Michigan-3  
 4/5 W 9-5 Duke-3  
 4/6 W 12-8 Loyola  
 4/13 W 15-1 Virginia  
 4/14 W 7-0 Maryland  
 4/20 W 7-6 South Carolina  
 4/21 W 4-2 Clemson  
 4/23 L 4-7 at N.C. State  
 4/25 L 1-9 at Wake Forest  
 4/28 L 6-7 at Duke  
 4/30 W 18-9 at Clemson  
 5/1 W 2-1 at South Carolina

5/5 W 4-3 Wake Forest  
 5/8 W 8-3 at Maryland  
 5/11 W 8-4 N.C. State  
 5/14 L 5-9 Duke  
 1-Tallahassee, Fla.  
 2-Dixie Classic, Chapel Hill, N.C.  
 3-Dixie Classic, Durham, N.C.

**1957 (15-10, 9-5 ACC)**

**Coach:** Walter Rabb  
 3/20 W 12-7 at Florida  
 3/21 L 2-6 Ohio State-1  
 3/22 L 6-10 Ohio State-1  
 3/22 W 3-2 at Rollins (10)  
 3/23 W 3-1 at Rollins  
 3/27 L 8-11 Delaware  
 3/28 W 1-0 Maryland  
 3/29 W 8-4 Ithaca  
 3/30 W 6-1 Washington & Lee  
 4/2 W 3-2 South Carolina  
 4/3 L 6-12 at N.C. State  
 4/8 W 6-1 at Virginia  
 4/10 W 5-4 Virginia  
 4/13 L 4-9 Duke  
 4/17 W 2-1 Clemson  
 4/19 L 1-4 at Furman  
 4/20 W 6-1 at South Carolina  
 4/23 L 2-5 at McCrary (exhib.)  
 4/25 W 8-2 Wake Forest  
 4/29 L 3-4 at Clemson  
 5/1 W 6-5 at Duke  
 L 10-13 N.C. State  
 5/7 L 6-8 at Wake Forest  
 5/13 W 3-2 N.C. State  
 5/15 L 7-8 Maryland  
 5/16 W 7-6 N.C. State-2  
 1-Winter Park, Fla.  
 2-Siler City, N.C.

**1958 (19-8-1, 11-4 ACC)**

**Coach:** Walter Rabb  
 3/20 W 5-3 at Rollins-1  
 3/21 L 0-2 Georgia-1  
 3/21 W 5-4 at Rollins-1  
 3/22 L 2-7 Georgia  
 3/28 T 7-7 Virginia Tech (10)  
 3/29 W 2-1 Ithaca  
 3/31 W 9-4 Princeton-2  
 4/1 W 12-3 Connecticut-3  
 4/2 L 0-4 N.C. State-3  
 4/7 W 7-6 at Georgia  
 4/8 L 5-10 at Georgia  
 4/9 L 1-2 at Clemson  
 4/10 W 5-3 at South Carolina  
 4/12 W 10-5 Canisius  
 4/15 W 8-2 at Duke  
 4/17 W 5-3 N.C. State  
 4/19 W 12-3 at East Carolina  
 4/25 W 2-1 Clemson  
 4/26 W 2-0 South Carolina  
 4/29 W 7-0 at N.C. State

4/30 L 1-4 at Wake Forest  
 5/2 W 7-6 Maryland  
 5/3 W 7-1 Virginia  
 5/7 W 2-1 Duke  
 5/10 W 15-7 at Virginia  
 5/12 L 6-7 at Maryland  
 5/15 W 1-0 Wake Forest  
 5/19 L 1-4 Clemson-4  
 1-Rollins Tournament, Winter Park, Fla.  
 2-Dixie Classic, Chapel Hill, N.C.  
 3-Dixie Classic, Winston-Salem, N.C.  
 4-ACC Playoff, Gastonia, N.C.

**1959 (17-7, 9-5 ACC)**

**Coach:** Walter Rabb  
 3/23 W 2-1 Dartmouth  
 3/24 W 8-7 Connecticut  
 3/26 W 11-9 at Florida State-1  
 3/27 W 7-6 Florida-1  
 3/28 L 3-11 Illinois-1  
 4/1 W 4-3 Ithaca  
 4/3 W 4-2 East Carolina  
 4/6 W 6-3 at Clemson  
 4/7 L 3-8 at South Carolina  
 4/14 L 2-3 Duke  
 4/16 L 2-9 at Wake Forest  
 4/18 W 5-2 at N.C. State  
 4/24 L 1-2 Clemson  
 4/25 W 4-1 South Carolina  
 4/28 W 2-1 at Duke  
 5/1 W 2-1 at Maryland  
 5/2 W 15-3 at Virginia  
 5/5 W 3-2 N.C. State  
 5/7 W 3-1 Duke  
 5/8 W 5-2 Virginia  
 5/9 W 8-2 Maryland  
 5/12 L 1-3 Wake Forest  
 5/14 W 3-2 N.C. State  
 5/18 L 7-9 Clemson-2  
 1-FSU Tournament, Tallahassee, Fla.  
 2-ACC Playoff, Gastonia, N.C.

**1960 (22-7, 11-3 ACC)**

**Coach:** Walter Rabb  
**ACC Champions**  
**NCAA College World Series**  
 3/21 L 0-19 at Florida  
 3/22 W 3-1 at Florida  
 3/23 W 6-4 at Florida  
 3/25 W 4-2 Dartmouth  
 3/26 L 8-13 Colby  
 4/1 W 9-4 Yale  
 4/5 W 5-2 Delaware  
 4/6 W 6-3 Delaware  
 4/7 W 10-5 Colgate  
 4/8 W 1-1 Colgate  
 4/9 L 3-4 at Wake Forest  
 4/14 L 4-5 Maryland



**All-America Danny Talbott led the Tar Heels to their second College World Series appearance in 1966.**

- 4/15 L 0-4 Clemson
- 4/16 W 6-5 South Carolina
- 4/25 W 13-0 Virginia
- 4/28 W 9-5 Duke
- 4/30 W 7-2 at N.C. State
- 5/2 W 10-3 at Maryland
- 5/3 W 11-8 Virginia
- 5/6 W 2-1 Wake Forest
- 5/9 W 6-3 at Clemson
- 5/10 W 3-2 at South Carolina
- 5/12 W 1-0 N.C. State
- 5/14 W 6-3 at Duke
- 6/3 W 2-1 Florida Southern-1
- 6/6 W 13-1 The Citadel-1
- 6/6 W 7-5 Florida-1
- 6/14 L 3-8 Minnesota-2
- 6/15 L 0-7 Oklahoma St.-2
- 1-NCAA District III, Gastonia, N.C.
- 2-College World Series, Omaha, Neb.

**1961 (15-7, 10-4 ACC)**

- Coach:** Walter Rabb
- 3/23 W 9-4 Dartmouth
  - 3/25 W 2-3 Kent State
  - 3/27 L 8-6 Connecticut
  - 3/28 W 5-2 Connecticut
  - 3/30 W 8-7 at Georgia South.
  - 4/1 L 1-10 at Florida State
  - 4/6 W 10-6 Colgate
  - 4/8 W 4-3 N.C. State (10)
  - 4/14 W 17-9 at Clemson
  - 4/18 W 2-1 Wake Forest
  - 4/21 W 9-4 at Duke
  - 4/28 W 9-2 Clemson
  - 4/29 W 11-1 South Carolina
  - 5/2 L 4-10 Duke
  - 5/4 L 7-8 at Maryland
  - 5/5 W 16-3 at Maryland
  - 5/9 W 4-2 at N.C. State
  - 5/11 W 9-7 at South Carolina
  - 5/13 L 4-7 Clemson-1
  - 5/16 W 5-1 at Wake Forest
  - 5/17 L 2-4 at Virginia
  - 5/17 L 2-7 at Virginia
  - 1-Belmont, N.C.

**1962 (8-14, 4-10 ACC)**

- Coach:** Walter Rabb
- 3/21 W 13-9 at Florida
  - 3/22 L 1-3 at Florida
  - 3/24 W 2-1 at Ga. South. (10)
  - 3/28 L 6-9 Yale
  - 3/30 L 3-4 Virginia Tech
  - 4/3 L 8-13 Wake Forest
  - 4/5 W 10-3 Delaware
  - 4/14 L 5-12 at Wake Forest
  - 4/17 W 1-0 N.C. State
  - 4/20 W 3-1 Maryland
  - 4/21 L 1-2 Virginia
  - 4/23 L 2-9 Florida State
  - 4/24 W 2-1 East Carolina (10)
  - 4/27 W 11-5 Clemson
  - 4/28 L 2-3 South Carolina
  - 5/1 L 5-6 at Duke
  - 5/4 L 1-6 at Maryland

- 5/5 L 5-11 at Virginia
- 5/8 W 8-7 Duke
- 5/11 L 4-11 at Clemson
- 5/12 L 9-10 at South Carolina
- 5/14 L 6-8 at N.C. State

**1963 (20-9, 9-5 ACC)**

- Coach:** Walter Rabb
- 3/22 L 4-6 Southern Illinois
  - 3/23 W 6-4 Southern Illinois
  - 3/28 W 5-4 Yale
  - 3/29 W 8-1 Colgate
  - 3/30 W 1-0 Virginia Tech
  - 4/4 W 11-7 Delaware
  - 4/5 L 1-9 Duke
  - 4/9 L 1-13 at Wake Forest
  - 4/11 L 2-4 at Ga. Southern
  - 4/12 W 6-3 at Georgia Tech
  - 4/13 W 9-5 at Mercer
  - 4/15 W 10-6 at Georgia
  - 4/16 W 11-0 at Furman
  - 4/19 W 8-3 at South Carolina
  - 4/20 L 2-8 at Clemson
  - 4/22 L 2-5 Florida State
  - 4/23 W 3-1 at Duke
  - 4/24 L 4-5 Ga. Southern
  - 4/26 W 3-1 at Maryland
  - 4/27 L 2-5 at Virginia
  - 4/30 W 4-1 N.C. State
  - 5/3 L 0-1 Maryland
  - 5/4 W 12-4 Virginia
  - 5/6 W 6-4 at N.C. State
  - 5/7 W 11-8 Wake Forest
  - 5/10 W 4-1 South Carolina
  - 5/11 W 6-4 Clemson
  - 5/14 W 8-3 at Virginia Tech
  - 5/15 W 4-3 Wake Forest-1
  - 1-Asheboro, N.C.

**1964 (24-7, 14-0 ACC)**

- Coach:** Walter Rabb  
**ACC Champions**
- NCAA Tournament Participants**
- 3/23 W 5-1 Connecticut
  - 3/24 W 8-2 Connecticut
  - 3/26 L 0-9 at Florida State
  - 3/27 L 2-3 Mississippi State-1
  - L 3-17 at Florida State
  - 4/2 W 9-0 Yale
  - 4/3 W 5-4 St. Mary's
  - 4/3 W 6-0 Virginia Tech
  - 4/4 W 12-3 Cornell
  - 4/9 L 3-4 Camp Lejeune
  - 4/10 W 4-1 N.C. State
  - 4/17 W 7-6 South Carolina
  - 4/18 W 4-3 Clemson
  - 4/21 W 6-2 at Duke (14)
  - 4/23 L 5-11 at Wake Forest
  - 4/24 W 7-0 at Maryland
  - 4/25 W 1-0 at Virginia
  - 4/28 W 14-5 at N.C. State
  - 4/30 W 4-3 Wake Forest
  - 5/1 W 4-3 Maryland
  - 5/2 W 9-4 Virginia
  - 5/5 W 3-0 at Wake Forest
  - 5/8 W 2-1 at South Carolina

- 5/9 W 12-5 at Clemson
- 5/13 W 5-2 Duke
- 5/15 W 15-3 Davidson-2
- 5/16 W 9-6 at Virginia Tech
- 5/28 W 8-0 East Carolina-3
- 5/28 L 3-4 Mississippi-3
- 5/30 W 13-2 East Carolina-3
- 5/30 L 1-13 Mississippi-3
- 1-Tallahassee, Fla.
- 2-Gastonia, N.C.
- 3-NCAA District III, Gastonia, N.C.

**1965 (14-15, 6-8 ACC)**

- Coach:** Walter Rabb
- 3/29 W 5-1 Colgate
  - 3/30 W 18-3 Colgate
  - 3/31 L 3-4 Yale
  - 4/1 W 7-2 Virginia Tech
  - 4/2 L 14-16 Virginia Tech
  - 4/3 W 2-1 N.C. State
  - 4/7 L 2-4 Camp Lejeune
  - 4/9 L 5-6 at Clemson
  - 4/10 L 3-4 at South Carolina
  - 4/13 L 4-5 Duke
  - 4/15 W 10-5 at Ga. Southern
  - 4/16 L 0-3 at Georgia Tech
  - 4/17 L 5-6 at Georgia Tech
  - 4/19 W 8-2 at Georgia
  - 4/20 W 8-0 at Furman
  - 4/23 W 6-4 Maryland
  - 4/24 W 12-1 Florida State
  - 4/27 L 0-1 at N.C. State
  - 4/28 W 11-2 Davidson
  - 4/30 W 4-3 Clemson (13)
  - 5/1 W 5-4 South Carolina
  - 5/4 L 2-3 Wake Forest
  - 5/8 L 2-5 at Virginia
  - 5/10 L 3-4 at Maryland
  - 5/11 W 5-3 at Duke
  - 5/13 L 1-10 at Wake Forest
  - 5/15 W 3-2 Virginia
  - 5/17 L 9-10 Wake Forest-1
  - 5/19 L 0-4 at Virginia Tech
  - 1-Asheboro, N.C.

**1966 (21-13, 12-2 ACC)**

- Coach:** Walter Rabb  
**ACC Champions**
- NCAA College World Series**
- 3/18 L 3-5 at East Carolina
  - 3/23 L 6-8 Springfield
  - 3/25 W 3-2 Virginia Tech
  - 3/26 L 2-4 Virginia Tech
  - 3/29 W 15-6 Yale
  - 3/30 W 4-3 Colby
  - 3/31 W 6-5 Colby
  - 4/2 W 8-2 at N.C. State
  - 4/4 L 3-9 Connecticut
  - 4/5 L 5-14 Connecticut
  - 4/7 L 7-15 at Florida State
  - 4/7 W 6-4 at Florida State
  - 4/7 L 1-4 at Florida State
  - 4/11 W 3-0 at Georgia Tech
  - 4/15 W 6-1 Clemson
  - 4/16 L 0-1 South Carolina
  - 4/19 W 8-1

- 4/22 W 8-3 Maryland
- 4/23 W 3-2 Virginia
- 4/26 W 11-4 N.C. State
- 4/29 W 1-0 at South Carolina
- 4/30 W 6-3 at Clemson (8)
- 5/3 W 4-0 Wake Forest
- 5/6 W 5-2 at Maryland
- 5/7 W 2-1 at Virginia
- 5/10 W 10-4 Duke
- 5/14 L 4-5 at Wake Forest
- 5/18 L 14-15 at Virginia Tech
- 6/2 W 7-1 East Carolina-1
- 6/3 W 5-4 Mississippi State-1
- 6/4 L 5-6 Florida State-1
- 6/4 W 6-4 Florida State-1
- 6/13 L 2-6 Southern Cal-2
- 6/14 L 1-5 Oklahoma State-2
- 1-NCAA District III, Gastonia, N.C.
- 2-College World Series, Omaha, Neb.

**1967 (19-8-1, 8-5-1 ACC)**

- Coach:** Walter Rabb
- 3/20 W 1-0 Rhode Island
  - 3/25 L 4-5 at Ga. Southern
  - 3/27 W 4-2 at Florida
  - 3/29 W 4-3 Wake Forest-1 (11)
  - 3/30 W 12-8 Wake Forest-1
  - 3/30 L 1-5 at Florida State
  - 3/31 W 3-1 at Florida State
  - 4/1 L 1-2 at Florida State
  - 4/4 W 13-0 N.C. State
  - 4/5 W 3-1 Delaware
  - 4/5 W 7-1 Brown
  - 4/7 L 1-6 at Clemson
  - 4/8 L 4-5 at South Carolina
  - 4/11 L 1-3 Duke
  - 4/14 W 7-1 at Virginia
  - 4/15 L 2-6 at Maryland
  - 4/21 W 3-0 South Carolina
  - 4/22 W 9-1 Ga. Southern
  - 4/25 W 9-2 at Wake Forest
  - 4/27 W 11-0 East Carolina
  - 4/29 W 3-1 at Duke
  - 5/2 W 1-0 at N.C. State
  - 5/5 W 2-1 Virginia
  - 5/6 W 9-1 Maryland
  - 5/8 L 0-2 Clemson
  - 5/13 W 4-0 at Virginia Tech
  - 5/13 W 3-2 at Virginia Tech
  - 5/15 T 4-4 Wake Forest-2
  - 1-Tallahassee, Fla.
  - 2-Asheboro, N.C.

**1968 (21-12, 12-6 ACC)**

- Coach:** Walter Rabb
- 3/18 L 1-2 Adelphi
  - 3/21 W 7-6 Kent State
  - 3/27 W 4-0 Cornell
  - 3/29 W 11-0 Yale
  - 3/30 W 7-6 Yale
  - 4/2 W 7-3 Maine
  - 4/6 L 1-4 Virginia
  - 4/6 W 3-2 Virginia
  - 4/13 W 2-1 at Clemson (7)
  - 4/13 L 0-4 at Clemson (7)
  - 4/14 W 4-3 Eastern Kentucky
  - 4/15 L 2-13 at Ga. Southern
  - 4/16 L 7-9 at Florida
  - 4/17 W 8-7 at Florida
  - 4/18 L 3-4 at Mercer
  - 4/19 L 3-4 at Georgia Tech
  - 4/20 W 10-3 at Georgia Tech
  - 4/23 W 3-2 at Wake Forest
  - 4/25 W 5-2 Virginia Tech
  - 4/27 W 6-4 at Duke
  - 4/30 W 7-5 at N.C. State
  - 4/30 L 6-7 at N.C. State
  - 5/2 L 1-2 Clemson (10)
  - 5/3 L 3-5 South Carolina
  - 5/3 L 2-5 South Carolina
  - 5/7 W 2-1 Wake Forest
  - 5/7 W 6-1 Wake Forest
  - 5/10 W 6-0 at Virginia
  - 5/11 W 1-0 at Maryland
  - 5/11 W 2-1 at Maryland
  - 5/13 L 0-5 at Virginia Tech
  - 5/15 W 6-2 Duke
  - 5/15 W 2-0 Duke

**1969 (23-11, 14-4 ACC)**

- Coach:** Walter Rabb  
**ACC Champions**
- NCAA Tournament Participants**
- 3/21 W 2-1 at East Carolina
  - 3/22 W 13-1 George Wash.

- 3/26 W 8-5 Yale
- 3/27 L 2-4 Yale
- 3/29 L 0-5 Virginia Tech
- 3/31 W 3-2 Maine
- 4/1 W 7-5 Cornell
- 4/2 W 9-4 Towson State
- 4/4 L 6-10 at Furman
- 4/5 W 10-5 at Clemson
- 4/7 L 5-6 at Georgia
- 4/8 W 10-6 at Georgia Tech
- 4/12 L 3-4 Wake Forest
- 4/15 L 3-6 N.C. State
- 4/19 W 5-1 South Carolina
- 4/22 W 5-1 Duke
- 4/24 L 1-7 at Virginia Tech
- 4/25 W 3-1 at Virginia
- 4/25 W 3-1 at Virginia
- 4/26 W 7-5 at Maryland
- 4/29 W 9-1 at Wake Forest
- 4/29 L 3-4 at Wake Forest
- 5/2 W 6-4 at South Carolina
- 5/2 W 10-0 at South Carolina
- 5/6 W 7-1 at N.C. State
- 5/10 W 5-0 Virginia
- 5/13 W 5-2 Clemson (7)
- 5/13 L 4-7 Clemson (7)
- 5/17 W 5-0 at Duke
- 5/17 W 7-4 at Duke
- 5/29 W 3-0 Furman-1
- 5/30 L 5-6 Mississippi-1
- 5/31 L 2-5 Virginia Tech-1
- 5/31 L 5-1 Mississippi-1
- 1-NCAA District III, Gastonia, N.C.

**1970 (12-20, 7-13 ACC)**

- Coach:** Walter Rabb
- 3/23 L 6-9 Virginia Tech
  - 3/24 W 6-2 Virginia Tech
  - 3/24 L 0-6 George Wash.
  - 3/27 L 2-3 W. Michigan-1
  - 3/29 W 7-5 at Florida State
  - 3/30 L 6-15 at Florida State
  - 3/31 L 4-5 at Florida State
  - 4/1 L 2-3 at Florida State
  - 4/3 L 0-2 N.C. State
  - 4/4 W 1-0 Columbia
  - 4/4 W 7-0 Wayne State
  - 4/10 W 7-2 at South Carolina
  - 4/11 L 4-6 at Clemson (7)
  - 4/11 L 0-5 at Clemson (7)
  - 4/14 W 2-1 at Duke
  - 4/18 L 7-8 Wake Forest
  - 4/18 L 0-3 Wake Forest
  - 4/21 W 2-1 Ga. Southern
  - 4/24 L 3-4 Maryland
  - 4/25 W 4-0 Virginia
  - 4/25 L 1-6 Virginia
  - 4/29 W 2-0 at Maryland
  - 4/29 L 0-5 at Maryland
  - 5/2 L 5-6 South Carolina
  - 5/3 L 1-2 South Carolina
  - 5/5 L 0-5 at N.C. State
  - 5/5 L 1-5 at N.C. State
  - 5/7 L 0-1 at Virginia Tech
  - 5/9 W 5-4 Duke
  - 5/9 W 3-2 Duke
  - 5/11 W 5-3 Clemson
  - 5/12 L 1-4 at Wake Forest
  - 1-Jacksonville, Fla.

**1971 (13-19, 7-7 ACC)**

- Coach:** Walter Rabb
- 3/17 W 7-4 at N.C. State
  - 3/20 L 0-7 at Duke
  - 3/22 W 6-5 Springfield
  - 3/23 W 9-0 Kent State
  - 3/24 W 11-9 Yale
  - 3/26 L 2-6 at South Carolina
  - 3/28 L 2-3 at Georgia Tech
  - 3/29 L 4-5 at Florida
  - 3/30 L 8-11 at Florida
  - 3/31 L 4-11 at Florida Southern
  - 4/1 L 9-10 at Florida Southern
  - 4/2 L 7-11 at Jacksonville
  - 4/3 W 4-3 at Jacksonville
  - 4/8 L 3-4 at Davidson
  - 4/10 W 2-1 Clemson-1
  - 4/10 W 3-1 Clemson-1
  - 4/13 W 2-1 at Duke
  - 4/14 L 7-11 at N.C. State
  - 4/16 W 5-2 at Wake Forest
  - 4/17 L 6-7 at Virginia Tech
  - 4/21 W 6-2 N.C. State
  - 4/24 W 12-5 Virginia
  - 4/25 L 8-9 Maryland
  - 4/27 L 4-5 at Virginia



**UNC's most successful trip to the CWS came in 1978, as the Tar Heels won two games before being eliminated by eventual champion Southern California.**

6/3 L 0-11 Oral Roberts-4  
 6/4 W 9-5 St. John's-4  
 6/5 W 7-6 Michigan-4  
 6/7 L 2-3 So. California-4  
 1-Palm Valley Tournament, Edinburg, Texas  
 2-ACC Tournament, Chapel Hill  
 3-NCAA South Regional, Auburn, Ala.  
 4-College World Series, Omaha, Neb.

2/24 W 4-1 at The Citadel  
 2/27 W 10-9 at High Point  
 2/28 W 4-3 Elon  
 2/29 L 6-8 at Ga. Southern  
 3/1 L 5-6 at Jacksonville (5)  
 3/3 W 4-0 at Stetson  
 3/4 L 1-6 at Stetson  
 3/5 L 3-6 at South Florida  
 3/6 L 5-8 at South Florida  
 3/6 L 4-15 at Florida Southern  
 3/7 W 8-2 at Baptist College  
 3/10 W 12-1 Western Carolina  
 3/11 W 5-1 Western Carolina  
 3/14 L 3-5 Connecticut (7)  
 3/14 W 5-2 Connecticut (7)  
 3/15 W 4-1 Duke  
 3/16 W 7-4 at N.C. State  
 3/17 L 2-7 South Carolina  
 3/18 W 12-5 Massachusetts  
 3/19 W 4-1 Eastern Conn.  
 3/20 L 8-13 at Campbell  
 3/22 W 11-6 at Virginia  
 3/23 L 13-14 at Maryland  
 3/24 W 11-8 Ohio  
 3/26 W 9-2 Wake Forest  
 3/27 W 9-3 High Point  
 3/27 W 12-7 Pfeiffer  
 3/28 W 6-2 Howard (5)  
 3/29 W 5-4 Georgia Tech  
 3/31 W 6-5 Fairfield  
 3/31 W 5-0 Towson State  
 4/1 W 10-9 Fairfield (13)  
 4/2 W 5-3 N.C. State  
 4/3 L 3-10 at East Carolina  
 4/5 W 14-3 at Clemson  
 4/6 W 20-6 at Georgia Tech  
 4/7 L 5-8 at South Carolina  
 4/9 W 9-3 at Duke  
 4/10 W 12-8 East Carolina  
 4/12 W 4-3 Clemson  
 4/14 W 15-0 UNC Charlotte  
 4/15 W 10-3 UNC Wilmington  
 4/16 W 8-4 at Wake Forest  
 4/17 W 20-1 Campbell  
 4/18 L 10-11 at Eastern Conn.  
 4/19 W 9-2 at Eastern Conn.  
 4/20 W 8-7 Connecticut (11)  
 4/22 W 13-6 Duke-1  
 4/24 L 1-3 N.C. State-2  
 4/25 W 7-2 Maryland-2  
 4/25 W 8-4 N.C. State-2  
 4/26 L 3-12 Clemson-2  
 5/9 L 3-8 at East Tenn. State  
 5/10 L 5-6 at E. Tenn. St. (12)  
 5/11 W 11-5 at East Tenn. State  
 1-ACC Tournament First Round, Chapel Hill  
 2-ACC Tournament Final Rounds, Raleigh, N.C.

**1979 (33-16-1, ACC 7-5)**

**Coach:** Mike Roberts  
 2/27 W 9-6 Elon (13)  
 2/28 W 4-0 Guilford  
 3/1 W 8-5 Atlantic Christian  
 3/2 W 9-1 at The Citadel  
 3/3 W 7-2 at The Citadel  
 3/4 W 9-6 at Francis Marion  
 3/8 L 2-5 at Hawaii  
 3/8 L 0-5 at Hawaii  
 3/9 L 1-5 at Hawaii  
 3/10 L 1-9 at Hawaii  
 3/10 L 4-16 at Hawaii  
 3/12 L 1-9 at Hawaii  
 3/15 L 8-17 Connecticut  
 3/16 W 9-3 Connecticut  
 3/17 W 8-1 at Duke  
 3/18 L 6-7 N.C. State (12)  
 3/19 W 4-0 Methodist  
 3/20 W 7-6 Ohio (12)  
 3/21 W 9-5 Appalachian State  
 3/22 W 9-8 Ohio (10)  
 3/24 W 7-3 East Tenn. State  
 3/25 W 5-0 East Tenn. State  
 3/27 L 5-6 at Clemson  
 3/28 L 4-7 at Clemson  
 3/30 W 12-3 at Campbell  
 3/31 W 6-3 UNC Wilmington  
 4/1 L 0-10 at South Carolina  
 4/2 W 9-8 East Carolina  
 4/4 W 4-2 Duke  
 4/6 L 0-3 Elon  
 4/7 W 4-2 Virginia  
 4/8 W 9-2 Maryland  
 4/9 L 6-7 at East Caro. (15)  
 4/10 W 8-6 Campbell  
 4/11 L 7-10 at Wake Forest  
 4/12 W 9-2 at UNC Wilmington  
 4/13 W 13-7 Pfeiffer  
 4/14 W 9-7 at N.C. State (11)  
 4/16 W 7-6 St. John's (12)  
 4/16 L 6-7 St. John's  
 4/17 W 9-6 St. John's  
 4/18 W 8-3 Lenoir Rhyne  
 4/19 W 10-4 Liberty Baptist  
 4/21 W 15-4 at Maryland  
 4/22 L 2-3 at Virginia (11)  
 4/24 W 6-2 Wake Forest  
 4/25 W 8-1 UNC Charlotte  
 4/26 W 10-0 Davidson  
 4/27 W 4-0 South Carolina  
 4/28 T 6-6 High Point

**1980 (39-17, 11-1 ACC)**

**Coach:** Mike Roberts  
 2/23 W 4-3 at The Citadel

4/23 L 6-8 Virginia-1  
 1-ACC Tournament, Clemson, S.C.

**1977 (18-17, 6-6 ACC)**

**Coach:** Walter Rabb  
 3/5 L 5-7 at Stetson  
 3/6 L 2-5 at Rollins  
 3/8 L 2-3 at Florida Southern  
 3/9 W 5-4 at Florida Southern  
 3/10 W 3-2 at S. Florida  
 3/11 W 3-2 at S. Florida (10)  
 3/12 L 2-4 at Jacksonville  
 3/13 L 7-8 at Ga. Southern  
 3/15 W 13-0 Atlantic Christian  
 3/16 W 3-1 Western Carolina  
 3/16 L 2-3 Western Carolina  
 3/17 W 11-1 Old Dominion  
 3/18 W 3-0 High Point  
 3/19 L 5-6 Campbell  
 3/21 L 3-5 East Carolina  
 3/23 W 5-4 at Methodist  
 3/24 W 2-1 N.C. State  
 3/25 W 3-2 at South Carolina  
 3/26 W 9-6 at South Carolina  
 3/28 W 4-1 at Duke  
 3/29 L 2-4 Madison  
 3/29 W 12-3 Elon College  
 4/1 W 6-1 UNC-Wilmington  
 4/3 W 3-2 Maryland  
 4/6 W 2-1 at N.C. State  
 4/7 L 0-3 South Carolina  
 4/8 L 3-8 at Wake Forest  
 4/9 L 0-14 at Clemson  
 4/10 L 3-9 at Clemson  
 4/12 W 13-2 Duke  
 4/14 L 4-6 Wake Forest  
 4/15 L 3-8 at Virginia  
 4/15 W 7-4 at Virginia  
 4/16 L 10-11 at Maryland (12)  
 4/21 L 5-6 N.C. State-1  
 1-ACC Tournament, Clemson, S.C.

**1978 (38-17, 9-3 ACC)**

**Coach:** Mike Roberts  
**NCAA College World Series**  
 2/24 W 8-2 at Francis Marion  
 2/25 W 4-3 at Francis Marion  
 3/3 W 3-2 Pan American-1  
 3/3 W 5-0 Pan American-1  
 3/5 L 0-3 Pan American-1  
 3/5 W 7-6 Pan American-1  
 3/6 L 5-6 Northern Iowa-1  
 3/7 W 3-1 Pan American-1  
 3/8 L 5-7 Louisiana Tech-1  
 3/8 W 7-3 Pan American-1  
 3/9 W 12-0 Northern Iowa-1  
 3/10 W 6-3 Northern Iowa-1  
 3/11 W 3-2 Okla. State-1 (12)  
 3/11 L 3-4 Pan American-1  
 3/13 L 4-6 Campbell  
 3/15 W 5-3 Appalachian State  
 3/15 W 4-3 Liberty Baptist  
 3/16 W 7-0 Milligan College (5)  
 3/17 W 7-2 William & Mary  
 3/18 W 2-0 Duke  
 3/19 W 4-3 at South Carolina  
 3/20 W 5-1 Madison  
 3/21 L 3-5 at Richmond  
 3/22 W 6-3 Old Dominion  
 3/23 W 19-3 at Duke  
 3/24 W 6-1 Clemson  
 3/27 W 4-2 East Carolina  
 3/28 L 5-13 St. John's  
 3/29 W 16-5 LeMoyne College  
 3/30 L 7-9 LeMoyne College  
 3/30 W 8-1 Towson State  
 4/1 W 5-3 at Maryland (10)  
 4/2 W 12-11 at Virginia  
 4/4 L 4-11 at N.C. State  
 4/5 L 3-12 at East Carolina  
 4/7 W 6-0 at Wake Forest  
 4/8 L 4-8 Virginia  
 4/9 L 3-5 Maryland  
 4/10 W 8-2 at Liberty Baptist  
 4/11 W 6-5 Virginia Tech  
 4/12 W 2-0 Wake Forest  
 4/14 L 3-11 South Carolina  
 4/15 W 4-0 South Carolina  
 4/16 W 6-5 N.C. State  
 4/17 W 10-9 Clemson (12)  
 4/20 L 2-3 Duke-2  
 4/28 W 5-1 at East Tenn. State  
 5/20 W 15-1 East Tenn. State-3  
 5/21 W 3-2 at Auburn-3  
 5/22 L 6-8 Memphis State-3  
 5/23 W 11-9 Memphis State-3

3/30 L 1-18 at Clemson  
 4/3 W 8-6 at N.C. State  
 4/7 W 5-2 at Maryland  
 4/10 W 7-0 at Virginia Tech  
 4/12 L 2-3 Clemson  
 4/14 W 7-1 Duke  
 4/16 W 3-0 at Wake Forest (7)  
 4/16 W 2-0 at Wake Forest (7)  
 4/18 L 2-6 N.C. State (10)  
 4/20 W 6-5 Maryland (14)  
 4/21 W 5-0 Virginia  
 4/21 W 6-5 Virginia  
 4/25 W 5-4 Wake Forest-1  
 4/26 L 2-4 N.C. State-1  
 4/27 L 4-6 Clemson-1  
 1-ACC Tournament, Raleigh, N.C.

**1975 (17-19, 6-9 ACC)**

**Coach:** Walter Rabb  
 3/7 W 5-1 at The Citadel  
 3/8 L 2-6 at Rollins  
 3/9 L 5-6 Temple-1  
 3/9 W 16-15 at Rollins (10)  
 3/10 L 2-5 at Stetson  
 3/10 W 7-3 at Stetson  
 3/12 W 4-1 at Florida Southern  
 3/13 L 6-7 American-2 (10)  
 3/13 L 2-10 at South Florida  
 3/14 W 8-4 at Florida  
 3/15 W 7-5 at Florida  
 3/21 W 3-0 at Pembroke St.  
 3/23 W 4-0 Western Carolina  
 3/23 W 5-4 Massachusetts  
 3/26 W 5-2 Massachusetts  
 3/27 L 4-5 at Duke  
 3/31 L 5-6 High Point  
 4/1 L 4-6 St. John's  
 4/2 L 2-3 N.C. State (11)  
 4/3 L 3-6 South Carolina  
 4/4 W 11-1 Towson State  
 4/5 W 5-1 Virginia  
 4/6 L 2-5 Maryland  
 4/7 L 3-4 at Virginia Tech  
 4/8 W 8-6 at Wake Forest  
 4/11 L 2-6 at Clemson (7)  
 4/11 L 2-5 at Clemson (7)  
 4/12 L 2-5 at South Carolina  
 4/13 W 5-1 Duke  
 4/15 W 5-0 Wake Forest  
 4/17 L 1-2 at N.C. State  
 4/20 L 2-3 at Virginia  
 4/24 W 5-2 Virginia-3  
 4/25 W 7-2 Clemson-3  
 4/26 L 2-7 N.C. State-3  
 4/26 L 6-7 Clemson-3  
 1-Winter Park, Fla.  
 2-Tampa, Fla.  
 3-ACC Tournament, Chapel Hill

**1976 (19-17, 8-4 ACC)**

**Coach:** Walter Rabb  
 3/5 L 2-3 at Rollins  
 3/6 L 2-9 at Rollins  
 3/7 L 0-5 at Florida Southern  
 3/8 L 2-10 at Miami  
 3/9 L 1-2 at Miami (10)  
 3/9 L 1-2 at Miami  
 3/10 W 6-4 at Miami  
 3/11 W 3-2 at South Florida  
 3/12 L 2-5 at South Florida  
 3/17 W 4-1 Western Carolina  
 3/18 W 3-1 Old Dominion  
 3/19 W 12-1 Pembroke  
 3/20 L 1-9 at High Point  
 3/21 W 3-0 UNC-Wilmington  
 3/21 W 6-5 UNC-Wilmington  
 3/22 L 2-3 at East Carolina  
 3/24 W 6-4 at N.C. State  
 3/26 W 5-1 South Carolina  
 3/27 L 4-8 South Carolina  
 3/28 W 6-4 Eastern Connecticut  
 3/29 W 12-1 Duke  
 3/30 L 7-17 Virginia Tech  
 4/1 W 5-2 Methodist  
 4/1 W 5-1 Methodist  
 4/3 W 19-0 at Virginia  
 4/6 W 8-7 Wake Forest  
 4/7 L 1-8 N.C. State  
 4/8 L 0-3 at South Carolina  
 4/9 W 3-2 Clemson (10)  
 4/11 L 2-3 Clemson (12)  
 4/13 W 4-0 at Duke  
 4/15 L 1-4 at Wake Forest  
 4/17 L 3-4 Maryland (14)  
 4/17 W 7-6 Maryland  
 4/18 W 4-3 Virginia

4/28 L 4-5 at Maryland  
 5/1 L 5-12 South Carolina  
 5/2 L 6-10 at East Carolina  
 5/4 L 3-7 Davidson  
 5/7 L 3-7 Duke  
 5/8 L 6-11 Virginia Tech  
 5/10 W 7-5 East Carolina  
 5/12 W 10-1 Wake Forest  
 1-Durham, N.C.

**1972 (23-9, 10-5 ACC)**

**Coach:** Walter Rabb  
 3/11 W 6-4 South Florida-1  
 3/12 W 4-0 South Florida-1  
 3/13 L 0-6 at St. Leo's  
 3/14 W 2-1 at Rollins  
 3/15 W 4-0 at Fla. Presbyterian  
 3/17 W 11-9 at Florida  
 3/18 W 7-1 at Florida  
 3/18 W 6-3 Ohio State-2  
 3/19 W 7-2 at Georgia Tech  
 3/21 W 3-2 High Point  
 3/22 W 14-5 Yale  
 3/23 W 17-4 Yale  
 3/27 W 3-0 at Wake Forest  
 3/29 L 3-12 at Duke  
 4/1 L 0-8 Clemson (7)  
 4/1 W 3-1 Clemson (7)  
 4/3 L 3-5 East Carolina  
 4/5 W 1-0 at Virginia Tech  
 4/6 W 7-3 Columbia  
 4/8 L 0-5 Maryland  
 4/8 W 7-6 Maryland  
 4/9 W 8-1 Virginia  
 4/12 W 3-2 at N.C. State  
 4/12 W 2-0 at N.C. State  
 4/14 L 1-2 Virginia Tech  
 4/16 L 4-5 at Clemson (12)  
 4/18 L 4-8 Wake Forest  
 4/18 W 13-0 Wake Forest  
 4/20 L 3-5 Davidson  
 4/27 W 8-1 Duke  
 4/27 W 6-2 Duke  
 4/29 W 2-1 N.C. State (13)  
 1-Tampa, Fla.  
 2-Gainesville, Fla.

**1973 (11-15, 5-7 ACC)**

**Coach:** Walter Rabb  
 3/10 L 3-4 at Jacksonville  
 3/11 W 5-1 at Jacksonville  
 3/12 W 5-4 at Rollins  
 3/13 W 4-1 at Rollins  
 3/14 L 1-4 Pennsylvania-1  
 3/15 L 1-2 at Florida Southern  
 3/16 L 3-6 at Florida  
 3/17 L 7-8 at Florida  
 3/20 L 1-5 W. Carolina (12)  
 3/21 W 12-2 Wake Forest  
 3/24 W 6-5 at Virginia  
 3/25 L 2-3 at Maryland  
 3/27 W 3-1 Eastern Michigan  
 3/28 W 5-0 Virginia Tech  
 3/29 W 8-5 at High Point  
 4/3 L 0-3 at Clemson (8)  
 4/4 L 2-6 at Davidson  
 4/5 W 4-3 Duke  
 4/7 W 6-2 Virginia  
 4/8 W 3-0 Maryland  
 4/10 L 1-2 at Duke  
 4/12 L 2-8 at Wake Forest (11)  
 4/14 L 1-3 Clemson  
 4/15 L 2-3 at N.C. State  
 4/15 L 1-2 at N.C. State  
 4/16 L 6-10 Wake Forest-2  
 1-at Lakeland, Fla.  
 2-ACC Tournament, Chapel Hill

**1974 (22-8-1, 10-5 ACC)**

**Coach:** Walter Rabb  
 3/8 W 2-1 at Stetson (10)  
 3/9 L 0-6 at Stetson  
 3/10 W 10-8 at Rollins  
 3/11 W 3-2 at Rollins  
 3/12 W 7-5 at Florida Southern  
 3/13 W 9-7 at S. Florida  
 3/14 T 4-4 at S. Florida (15)  
 3/15 L 0-9 at Florida  
 3/16 W 8-4 at Florida  
 3/18 W 21-1 Virginia Tech  
 3/19 L 0-9 Virginia Tech  
 3/22 W 7-3 Pembroke State  
 3/23 W 4-1 Appalachian State  
 3/24 W 4-2 Western Carolina  
 3/27 W 5-3 High Point  
 3/28 W 8-0 at Duke



# CAROLINA BASEBALL

**ALL-TIME RESULTS**

3/2	L	6-7	at Baptist College
3/5	W	21-1	High Point (8)
3/7	W	8-6	at South Carolina
3/8	L	4-11	at South Carolina
3/9	L	1-8	at Florida Southern
3/10	W	6-3	Eastern Kentucky
3/10	W	7-6	at Stetson
3/11	W	13-5	Purdue
3/14	W	10-7	at Ga. Southern
3/15	L	9-17	at Ga. Southern
3/17	W	7-3	Connecticut
3/18	W	8-7	N.C. Wesleyan (11)
3/19	L	6-7	at Duke
3/20	W	9-4	Connecticut
3/21	W	10-7	Clemson
3/24	W	8-4	Fairfield
3/25	W	17-5	Fairfield
3/25	W	14-4	Princeton
3/27	W	10-5	Georgia Tech
3/28	L	8-9	Virginia (11)
3/29	W	8-1	Maryland
3/31	W	11-6	at UNC Wilmington
4/1	L	2-4	at N.C. State
4/2	W	5-1	at Campbell
4/4	L	6-16	at Maryland
4/5	W	4-3	at East Carolina
4/7	W	3-2	Liberty Baptist
4/9	L	6-8	Duke
4/10	W	6-4	at UNC Charlotte
4/11	W	5-3	at Georgia Tech
4/12	L	2-6	at Clemson
4/14	W	4-3	Wake Forest
4/16	W	10-7	at Wake Forest
4/17	W	4-1	Campbell
4/18	L	6-10	N.C. State
4/22	W	9-2	Maryland-1
4/23	W	7-1	N.C. State-1
4/24	W	8-5	Duke-1
4/25	L	4-7	Clemson-1
4/26	L	5-7	Clemson-1
4/28	W	4-3	South Carolina
4/29	L	1-10	South Carolina
4/30	W	9-7	Davidson
5/1	W	9-2	East Tenn. State
5/2	W	12-4	East Tenn. State
5/2	W	4-1	UNC Wilmington
5/3	W	4-3	East Carolina

**1982 (29-27, 7-5 ACC)**

**Coach:** Mike Roberts

**ACC Champions**

**NCAA Tournament Participants**

2/19	L	4-17	at Miami
2/20	W	6-5	at Miami
2/21	L	4-14	at Miami
2/25	W	11-2	Elon
2/28	L	1-14	at The Citadel (7)
2/28	W	6-5	at The Citadel (7)
3/2	L	3-4	at Baptist (7)
3/2	L	3-4	at Baptist
3/4	W	12-11	N.C. Wesleyan (10)
3/5	L	3-4	at UNC Wilm. (10)
3/8	W	14-5	Georgetown-1 (7)
3/8	L	0-11	at Stetson
3/9	L	1-3	at Stetson
3/10	L	3-4	Purdue-2
3/11	L	3-5	at St. Leo
3/12	L	2-8	at Florida Southern
3/13	L	5-16	Old Dominion (8)
3/16	W	5-2	Virginia
3/17	L	4-5	Connecticut (15)
3/18	W	5-4	Clemson (10)
3/19	W	5-3	Connecticut
3/20	L	2-5	N.C. State (10)
3/22	W	5-2	Ohio (7)
3/22	L	6-7	Ohio (7)
3/23	W	10-2	UNC Charlotte
3/24	W	6-5	East Tenn. St. (15)
3/25	W	7-3	East Tenn. St.
3/26	W	8-7	Georgia Tech
3/27	L	4-6	Maryland
3/28	L	3-6	App. State (15)
3/29	W	1-0	Pfeiffer
3/30	W	6-2	at Campbell
3/31	L	6-7	at Wake Forest
4/1	L	4-10	at UNC Wilmington
4/2	W	13-4	at Davidson
4/3	L	7-10	at Clemson
4/4	W	13-11	at Ga. Tech (10)
4/7	L	9-16	Campbell
4/10	L	8-9	at Virginia
4/12	L	1-2	East Carolina (10)
4/12	W	2-1	Baptist
4/13	W	8-7	Baptist (15)
4/14	W	8-6	at Duke

4/15	W	11-6	Towson State
4/15	W	1-0	Davidson
4/17	W	13-12	at N.C. State
4/18	W	3-0	Duke
4/19	L	1-9	Old Dominion
4/21	W	8-7	Maryland-3
4/22	L	3-6	Virginia-3
4/23	W	4-3	N.C. State-3
4/24	W	3-0	Clemson-3
4/24	W	5-4	Wake Forest-3
4/25	W	3-2	Virginia-3 (12)
5/27	L	4-9	The Citadel-4
5/28	L	0-1	East Carolina-4

1-Deland, Fla.  
2-Lakeland, Fla.  
3-ACC Tournament, Chapel Hill  
4-NCAA East Regional, Columbia, S.C.

**1983 (42-10, 10-2 ACC)**

**Coach:** Mike Roberts

**ACC Champions**

**NCAA Tournament Participants**

2/18	W	8-2	at Baptist College
2/19	W	9-4	at Baptist College
2/20	W	11-3	at Armstrong State
2/26	L	5-6	at The Citadel
2/27	W	9-8	at The Citadel
3/2	W	9-2	N.C. Wesleyan
3/3	W	8-1	at UNC Wilmington
3/4	W	6-2	at UNC Wilmington
3/6	W	5-3	W. Michigan-1
3/9	W	7-5	Purdue-1 (7)
3/9	W	4-3	Purdue-1 (11)
3/11	W	6-1	Rider
3/12	W	13-1	Rider
3/13	W	3-1	Rider (7)
3/13	W	5-0	George Mason (7)
3/14	L	9-11	Connecticut (7)
3/14	W	1-0	George Mason (7)
3/15	W	18-2	Connecticut
3/16	W	11-3	Fairfield (7)
3/16	W	10-7	Fairfield (7)
3/19	W	4-3	Duke (10)
3/20	L	0-1	at N.C. State
3/21	L	4-11	Ohio
3/22	W	11-1	Ohio (7)
3/22	W	5-4	Tennessee (8)
3/23	W	12-8	Wake Forest
3/26	W	7-3	at Maryland
3/28	W	6-1	Davidson
3/29	W	21-1	SUNY-Buffalo
3/30	W	9-2	at Duke
4/1	W	4-2	Georgia Tech
4/4	W	13-2	Howard
4/5	L	2-7	at Campbell
4/6	W	10-5	at Wake Forest
4/10	L	4-5	at Georgia Tech
4/11	L	4-6	UNC Wilmington
4/12	W	8-7	UNC Wilmington
4/13	W	6-0	N.C. State
4/14	W	9-1	at East Carolina
4/16	W	7-6	Maryland
4/17	W	11-5	Virginia (7)
4/17	W	8-0	Virginia (7)
4/20	W	4-2	Duke-2
4/21	W	13-11	Maryland-2
4/22	W	6-5	Clemson-2
4/24	W	5-4	Virginia-2 (11)
4/24	L	2-5	Clemson-2
4/25	W	10-1	Clemson-2
5/27	W	11-0	William & Mary-3
5/28	L	3-5	The Citadel-3
5/28	L	5-6	Delaware-3

1-Lakeland, Fla.  
2-ACC Tournament, Chapel Hill  
3-NCAA East Regional, Chapel Hill

**1984 (44-13, 12-2 ACC)**

**Coach:** Mike Roberts

**ACC Champions**

**NCAA Tournament Participants**

2/10	L	5-7	at New Orleans
2/11	W	11-7	at New Orleans
2/17	W	14-3	at Baptist College
2/18	W	11-2	at Baptist College
2/25	W	3-0	at The Citadel
2/26	W	10-3	at The Citadel
3/1	W	5-4	at UNC Wilmington
3/2	W	4-3	at UNC Wilmington
3/5	L	10-11	at Stetson
3/6	W	13-2	Purdue-1 (7)
3/6	W	10-8	Purdue-1 (7)
3/8	L	1-4	at Florida
3/10	W	13-8	UNC Wilmington
3/10	W	9-8	William & Mary



**The 1982 squad captured the first of three straight Atlantic Coast Conference titles for the Tar Heels.**

3/11	W	11-4	UNC Wilmington
3/14	W	14-0	Connecticut
3/14	W	12-2	Fairfield
3/15	L	4-9	Connecticut
3/16	W	13-3	Vermont
3/17	W	6-2	at Duke
3/18	W	3-1	N.C. State
3/19	W	12-5	SUNY Buffalo (7)
3/19	W	7-4	SUNY Buffalo (7)
3/20	W	15-0	SUNY Buffalo
3/21	W	8-1	at Wake Forest (6)
3/22	L	2-3	Northwestern (7)
3/22	W	5-3	Northwestern (7)
3/23	L	9-17	Northwestern
3/24	W	10-4	Virginia
3/25	W	6-3	Maryland
3/27	L	4-6	at East Carolina
3/28	W	8-4	Duke
3/29	W	9-5	UNC Charlotte
3/31	W	9-4	at Georgia Tech
4/1	W	3-1	at Clemson
4/2	W	17-5	East Carolina
4/4	L	1-9	at N.C. State
4/5	W	5-3	at UNC Charlotte
4/7	W	6-2	Georgia Tech (10)
4/8	L	1-5	Clemson
4/11	W	8-4	Wake Forest
4/12	W	7-2	Liberty Baptist
4/13	W	4-3	Va. Commonwealth
4/14	W	5-1	at Virginia
4/15	W	7-2	at Maryland
4/18	W	13-2	Wake Forest-2
4/20	W	4-0	Maryland-2
4/20	W	13-12	N.C. State-2
4/21	W	7-6	Clemson-2
4/21	W	9-4	Georgia Tech-2
5/17	L	4-6	at Arizona State
5/18	W	3-1	at Arizona State
5/19	L	6-9	at Arizona State
5/24	W	4-2	Eastern Kentucky-3
5/25	L	4-5	South Carolina-3
5/26	L	6-13	New Orleans-3

1-Deland, Fla.  
2-ACC Tournament, Durham, N.C.  
3-NCAA South II Reg., Starkville, Miss.

3/16	L	6-7	at Virginia
3/17	W	6-1	at Maryland
3/18	W	18-2	Vermont (7)
3/18	W	15-5	Vermont (7)
3/19	T	2-2	at Duke (10)
3/20	W	7-5	at Wake Forest
3/21	W	19-5	at East Carolina
3/23	W	12-1	Maryland
3/24	W	6-5	Virginia
3/25	W	3-1	UNC Wilmington
3/26	W	10-3	Appalachian State
3/27	L	4-6	at N.C. State
3/28	W	16-13	at Davidson
3/29	W	17-2	Ohio
3/30	W	6-3	Ohio
3/31	W	3-1	SUNY Buffalo (7)
3/31	W	2-0	SUNY Buffalo (7)
4/1	W	11-0	Duke
4/2	W	16-4	Va. Commonwealth
4/3	W	3-2	Wake Forest
4/4	W	13-2	East Carolina
4/5	L	2-3	at Clemson
4/6	W	5-3	at Georgia Tech
4/8	W	9-1	at UNCW (7)
4/8	W	15-7	at UNCW (7)
4/9	W	17-8	at Campbell
4/10	L	1-4	N.C. State
4/11	W	11-2	UNC Charlotte
4/12	W	9-1	UNC Wilmington
4/13	W	10-3	Clemson
4/14	W	4-3	Georgia Tech
4/17	W	15-2	Duke-1
4/18	L	2-3	Clemson-1
4/19	L	3-10	Virginia-1
5/13	W	11-0	Western Carolina
5/14	W	9-0	Western Carolina
5/15	W	7-4	Western Carolina
5/17	L	7-13	at Florida State
5/18	L	5-9	at Florida State
5/19	W	9-8	at Florida State

1-ACC Tournament, Atlanta, Ga.

**1986 (33-22, 7-7 ACC)**

**Coach:** Mike Roberts

2/20	W	3-1	at Baptist College
2/21	L	3-4	at Baptist College
2/22	W	8-4	at The Citadel
2/23	L	7-8	at The Citadel
2/26	L	6-7	at UNC Wilmington
2/28	W	6-0	Rutgers
3/1	W	6-5	Rutgers
3/2	W	12-0	Rutgers
3/7	W	12-2	George Wash.
3/10	W	9-7	South Carolina-1
3/11	L	8-17	Michigan-1
3/12	L	9-11	Rollins-1
3/13	L	5-10	South Carolina-1
3/14	L	3-6	Michigan-1
3/17	W	27-6	Vermont
3/18	W	10-0	at Duke
3/21	W	6-4	at Virginia
3/22	L	4-9	Rider
3/23	W	3-2	Rider
3/26	L	6-8	at Wake Forest
3/27	W	27-0	St. Bonaventure
3/28	W	15-3	St. Bonaventure
3/29	W	15-14	Virginia

3/31	W	15-1	SUNY-Buffalo
4/1	L	0-10	at N.C. State
4/2	W	12-5	Davidson
4/3	L	6-8	UNC Charlotte
4/4	L	4-9	at Oral Roberts
4/5	W	3-1	at Oral Roberts
4/8	W	11-8	at UNC Charlotte
4/9	W	7-4	Wake Forest
4/10	L	6-9	at East Carolina
4/12	W	8-6	Georgia Tech
4/13	W	9-8	Clemson
4/16	W	7-5	Duke
4/17	W	6-5	East Carolina (10)
4/19	L	2-6	at Clemson
4/20	L	3-12	at Georgia Tech
4/22	W	18-6	UNC Wilmington
4/23	L	4-7	N.C. State
4/24	L	5-19	at Campbell
4/25	W	13-12	New Orleans (11)
4/26	L	5-11	New Orleans
4/27	W	9-1	New Orleans
5/7	W	8-7	Campbell (11)
5/8	W	13-1	Florida Intl.
5/9	W	12-1	Florida Intl.
5/10	W	10-7	Va. Commonwealth
5/10	W	4-2	Florida Intl.
5/11	L	5-12	at Maryland (7)
5/11	L	5-6	at Maryland (7)
5/14	W	5-4	Virginia-2 (10)
5/15	L	6-7	N.C. State-2 (11)
5/16			





**Former Major Leaguer Brad Woodall went 6-0 with five saves and a 1.19 ERA as Carolina advanced to Omaha in 1989.**

- 4/11 W 9-6 Maryland (7)
- 4/11 W 9-0 Maryland (7)
- 4/12 W 10-6 Virginia
- 4/14 W 17-1 at Duke
- 4/19 W 4-1 at Virginia (7)
- 4/19 W 9-1 at Virginia (7)
- 4/21 L 4-5 Wake Forest
- 4/22 L 2-10 East Carolina
- 4/23 L 5-7 at UNC Wilmington
- 4/24 L 5-7 Georgia Tech
- 4/25 W 4-3 Clemson
- 4/26 L 8-14 Clemson
- 5/6 W 6-3 Richmond
- 5/6 L 6-7 Central Florida
- 5/7 W 5-0 Central Florida
- 5/7 W 10-2 N.C. State
- 5/8 W 4-3 Miami
- 5/9 L 4-9 Miami
- 5/10 L 2-10 Miami
- 5/11 L 5-8 Campbell
- 5/14 W 13-9 Maryland-2
- 5/14 L 4-9 Clemson-2
- 5/15 W 11-10 Duke-2 (12)
- 5/16 L 13-14 N.C. State-2
- 1-Dixie Classic, Shreveport, La.
- 2-ACC Tournament, Greenville, S.C.

**1988 (34-27, 10-11 ACC)**

- Coach:** Mike Roberts
- 2/21 W 15-2 at The Citadel
  - 2/22 W 2-1 at The Citadel
  - 2/26 L 6-9 at New Orleans
  - 2/27 L 5-17 at New Orleans
  - 2/28 L 3-10 at New Orleans
  - 3/4 L 6-7 Seton Hall
  - 3/5 W 10-4 Seton Hall
  - 3/6 W 7-4 Seton Hall
  - 3/8 L 4-5 Pace
  - 3/11 L 4-5 Western Michigan
  - 3/12 W 7-5 Rutgers
  - 3/13 L 3-8 Rutgers
  - 3/15 W 10-6 Coastal Carolina
  - 3/16 W 3-2 South Carolina
  - 3/17 W 11-5 South Carolina
  - 3/18 W 9-7 Rider
  - 3/19 W 9-8 Rider (12)
  - 3/20 W 3-2 Rider
  - 3/21 W 16-0 Liberty
  - 3/23 W 5-3 Towson State
  - 3/24 W 12-10 at Wake Forest
  - 3/26 W 3-1 Duke
  - 3/27 W 7-5 at N.C. State
  - 3/29 L 6-7 at Wake Forest
  - 3/30 W 21-9 at Duke
  - 4/1 L 2-5 at Clemson
  - 4/2 L 5-8 at Clemson
  - 4/3 L 2-6 at Georgia Tech
  - 4/5 L 8-10 N.C. State
  - 4/6 W 8-2 Wake Forest
  - 4/7 W 14-6 at UNC Charlotte
  - 4/9 W 12-1 Virginia (7)
  - 4/9 L 5-13 Virginia (7)
  - 4/10 W 5-4 Maryland
  - 4/12 L 3-4 Duke
  - 4/13 W 5-3 at N.C. State
  - 4/15 W 14-9 at Virginia
  - 4/16 W 9-3 at Maryland
  - 4/17 L 12-13 at Maryland
  - 4/18 L 6-19 at Oklahoma State
  - 4/19 L 6-8 at Oklahoma State

- 4/20 L 3-10 UNC Charlotte
- 4/21 L 1-3 at East Carolina
- 4/22 W 16-5 East Carolina
- 4/23 W 4-3 at UNC Wilmington
- 4/24 W 12-3 UNC Wilmington
- 5/3 W 17-5 Davidson
- 5/3 W 11-4 Florida Southern
- 5/4 L 2-4 VCU (7)
- 5/5 L 5-7 at Campbell
- 5/6 L 4-7 Georgia Tech
- 5/7 L 6-10 Georgia Tech
- 5/8 L 6-8 Clemson
- 5/9 W 7-2 Campbell
- 5/11 W 13-1 Virginia-1
- 5/12 W 1-0 Clemson-1
- 5/13 W 5-3 Georgia Tech-1
- 5/14 L 4-5 Clemson-1
- 5/14 W 7-6 Clemson-1
- 5/15 L 2-6 Georgia Tech-1
- 1-ACC Tournament, Greenville, S.C.

**1989 (41-18-1, 15-4 ACC)**

- Coach:** Mike Roberts
- NCAA College World Series**
- 2/15 W 4-2 at Coastal Carolina
  - 2/25 W 2-0 at The Citadel (7)
  - 2/25 L 5-6 at The Citadel (7)
  - 3/1 L 10-14 at Coastal Carolina
  - 3/4 W 11-4 Seton Hall
  - 3/4 W 2-1 Seton Hall
  - 3/5 W 3-2 Seton Hall
  - 3/10 L 5-7 N.C. State
  - 3/13 W 9-8 U.S. Intl-1 (8)
  - 3/14 L 1-8 Washington State-1
  - 3/15 L 6-7 Kansas State-1
  - 3/16 L 4-9 at Fresno State
  - 3/17 W 6-4 Liberty-1
  - 3/18 W 2-0 Missouri-1
  - 3/21 W 6-4 Tennessee
  - 3/24 W 6-1 Georgia Tech
  - 3/25 L 3-4 Clemson
  - 3/26 W 3-0 Clemson
  - 3/28 L 1-2 Pace
  - 3/29 W 3-2 Pace
  - 4/1 W 4-3 at Virginia (10)
  - 4/2 W 10-5 at Virginia
  - 4/3 W 6-2 Campbell
  - 4/4 W 6-3 at Duke
  - 4/8 W 7-3 Maryland (7)
  - 4/9 W 5-4 Virginia (14)
  - 4/11 W 4-2 at Duke
  - 4/12 L 3-5 UNC Wilmington
  - 4/13 W 2-1 Coastal Carolina
  - 4/13 L 3-5 Coastal Caro. (13)
  - 4/16 W 7-6 N.C. State (11)
  - 4/16 W 4-1 N.C. State (7)
  - 4/18 W 11-0 Duke
  - 4/19 L 3-7 Wake Forest
  - 4/21 W 12-9 at Georgia Tech
  - 4/22 L 1-2 at Georgia Tech
  - 4/23 W 4-3 at Clemson
  - 4/25 W 6-4 Wake Forest
  - 4/26 W 4-3 at Wake Forest
  - 4/27 T 4-4 UNC Charlotte
  - 4/28 W 10-2 at Davidson
  - 4/29 W 6-3 Davidson (8)
  - 5/9 W 14-4 East Carolina (7)
  - 5/10 W 4-1 at VCU
  - 5/13 W 6-4 Duke-2
  - 5/14 W 4-2 N.C. State-2

- 5/15 L 4-5 Clemson-2
- 5/16 W 6-2 Wake Forest-2
- 5/16 L 4-12 Clemson-2
- 5/19 W 3-2 New Orleans-3
- 5/20 W 5-3 Arizona-3 (10)
- 5/21 W 5-1 N.C. State-3
- 5/22 L 0-7 Clemson-3
- 5/25 W 8-4 Nicholls State-4
- 5/26 W 8-3 Jacksonville-4
- 5/27 W 2-1 Mississippi State-4
- 5/28 L 0-6 Mississippi State-4
- 5/28 W 7-1 Mississippi State-4
- 6/2 L 2-4 Florida State-5
- 6/4 L 3-7 Arkansas-5
- 1-Pepsi/Me-N-Ed's Classic, Fresno, Calif.
- 2-ACC Tournament, Greenville, S.C.
- 3-Carolina Invitational, Chapel Hill
- 4-NCAA South Regional, Starkville, Miss.
- 5-College World Series, Omaha, Neb.

**1990 (51-14, 17-4 ACC)**

- Coach:** Mike Roberts
- ACC Champions**
- NCAA Tournament Participants**
- 2/10 L 3-6 Florida State-1
  - 2/11 L 5-8 Louisiana State-1
  - 2/17 W 5-2 at Coastal Carolina
  - 2/18 W 4-2 at Coastal Carolina
  - 2/24 W 9-3 George Wash.
  - 2/24 W 7-3 George Wash. (7)
  - 2/25 W 9-5 George Wash. (10)
  - 3/3 W 23-0 Seton Hall
  - 3/5 W 2-1 UNC Charlotte
  - 3/8 W 6-0 at Duke
  - 3/9 W 7-4 at Duke
  - 3/10 W 7-3 at Duke
  - 3/11 W 5-2 Coastal Carolina
  - 3/12 W 13-5 Coastal Carolina
  - 3/13 L 2-3 at Tennessee (10)
  - 3/14 L 11-12 at Tennessee
  - 3/15 W 7-1 Connecticut
  - 3/16 W 3-0 Connecticut
  - 3/16 W 14-1 Rider
  - 3/18 W 12-4 Rider
  - 3/18 W 12-7 Rider
  - 3/20 W 10-6 Va. Commonwealth
  - 3/21 W 13-6 Hartford
  - 3/22 W 11-1 Hartford
  - 3/23 W 14-4 Maryland
  - 3/24 W 13-6 Maryland
  - 3/25 W 5-3 Maryland
  - 3/28 W 3-0 at Campbell
  - 3/30 W 3-2 at Wake Forest
  - 3/31 W 5-2 at Wake Forest
  - 4/1 L 7-10 at Wake Forest
  - 4/3 L 1-2 at East Carolina
  - 4/4 W 12-6 at Davidson
  - 4/6 W 10-8 Clemson
  - 4/7 W 9-3 Clemson
  - 4/8 W 11-10 Clemson
  - 4/10 W 4-1 at UNC Charlotte
  - 4/11 L 1-8 East Carolina
  - 4/13 W 10-7 at Virginia (11)
  - 4/14 W 13-7 at Virginia
  - 4/15 L 5-6 at Virginia
  - 4/17 W 5-1 at UNC Wilmington
  - 4/18 W 7-6 Davidson

- 4/20 L 6-10 at Georgia Tech
- 4/21 L 5-11 at Georgia Tech
- 4/22 W 12-11 at Ga. Tech (11)
- 4/24 W 9-1 Campbell
- 4/26 W 3-2 N.C. State
- 4/27 W 6-3 at N.C. State
- 4/28 W 4-3 N.C. State
- 5/8 W 7-1 UNC Wilmington
- 5/9 W 5-1 at Princeton (7)
- 5/9 W 2-0 at Princeton (7)
- 5/12 W 3-1 Maryland-2
- 5/13 W 9-4 Georgia Tech-2
- 5/14 W 3-1 Clemson-2
- 5/15 W 7-3 Virginia-2
- 5/15 W 5-0 N.C. State-2
- 5/18 W 5-3 Fresno State-3
- 5/19 L 2-3 Arizona-3
- 5/20 L 2-4 Southern Cal-3
- 5/24 W 3-2 Rutgers-4
- 5/25 W 5-3 Iowa-4
- 5/26 L 4-5 Georgia-4
- 5/26 L 7-9 Rutgers-4
- 1-ABCA Hall of Fame Tournament Orlando, Fla.
- 2-ACC Tournament, Greenville, S.C.
- 3-Carolina Invitational, Chapel Hill
- 4-NCAA Northeast Regional, Waterbury, Conn.

**1991 (36-23, 10-10 ACC)**

- Coach:** Mike Roberts
- 2/14 L 5-12 at Coastal Carolina
  - 2/17 W 8-5 UNC Wilmington
  - 2/19 W 11-1 at Campbell
  - 2/22 W 6-4 Seton Hall
  - 2/23 W 10-4 Seton Hall
  - 2/24 W 8-5 Seton Hall
  - 2/26 W 10-9 at Cstl Caro. (10)
  - 2/27 W 2-1 at East Caro. (10)
  - 3/1 W 5-4 Rutgers
  - 3/2 L 7-13 Appalachian State
  - 3/2 W 11-3 Rutgers
  - 3/4 L 8-9 James Mad. (11)
  - 3/6 W 7-4 at Duke
  - 3/7 W 17-1 Duke (7)
  - 3/8 W 14-2 Duke
  - 3/11 L 2-12 Creighton-1
  - 3/12 L 1-6 Cal. St.-Nthrdge-1
  - 3/13 W 4-3 Virginia Tech-1
  - 3/14 W 8-3 Iowa State-1
  - 3/15 L 3-4 St. John's-1 (7)
  - 3/16 W 11-1 Virginia Tech-1
  - 3/19 W 10-3 Old Dominion
  - 3/20 W 4-3 Liberty
  - 3/24 W 8-7 at Maryland (7)
  - 3/24 L 7-10 at Maryland (7)
  - 3/26 W 8-1 Md.-Baltimore Co.
  - 3/27 L 4-5 Jacksonville
  - 3/30 L 9-10 at Wake Forest (7)
  - 3/30 L 2-4 at Wake Forest (7)
  - 3/31 L 1-6 Wake Forest
  - 4/2 W 5-4 Pace (10)
  - 4/3 W 16-7 Pace
  - 4/5 L 6-15 at Clemson
  - 4/6 L 5-6 at Clemson (12)
  - 4/7 L 2-6 at Clemson
  - 4/9 L 2-3 East Carolina
  - 4/10 L 12-14 at UNC Charlotte
  - 4/12 W 3-1 Virginia
  - 4/13 W 6-4 Virginia
  - 4/14 L 1-7 Virginia
  - 4/16 W 4-1 at UNC Wilmington
  - 4/17 W 6-5 Campbell
  - 4/20 W 6-4 Georgia Tech (7)
  - 4/20 L 0-2 Georgia Tech (7)
  - 4/21 W 4-0 Georgia Tech
  - 4/23 W 14-5 Coastal Carolina
  - 4/24 W 6-3 Coastal Carolina
  - 4/25 L 2-6 at N.C. State
  - 4/26 W 6-3 N.C. State
  - 4/27 W 4-1 at N.C. State
  - 5/7 W 5-4 UNC Charlotte (12)
  - 5/8 W 2-0 Princeton (7)
  - 5/8 W 11-8 Princeton
  - 5/9 W 3-0 Princeton
  - 5/11 L 2-7 Wake Forest-2
  - 5/12 W 3-1 Maryland-2
  - 5/13 L 1-5 Virginia-2
  - 5/17 L 1-11 Rider-3
  - 5/18 L 5-18 UC Santa Barb.-3
  - 1-Pepsi/Me-N-Ed's Classic, Fresno, Calif.
  - 2-ACC Tournament, Greenville, S.C.
  - 3-Carolina Invitational, Chapel Hill

**1992 (31-27, 8-16 ACC)**

- Coach:** Mike Roberts
- 2/15 W 8-6 at Coastal Carolina
  - 2/16 W 22-1 at Coastal Carolina
  - 2/20 W 6-2 Campbell
  - 2/21 L 1-2 Va. Commonwealth
  - 2/22 L 9-12 Coastal Carolina
  - 2/26 W 5-3 UNC Greensboro
  - 2/28 W 4-3 Seton Hall
  - 2/29 W 5-2 Seton Hall
  - 3/1 L 4-6 Seton Hall
  - 3/3 L 1-3 at Old Dominion
  - 3/5 W 8-3 at Duke
  - 3/7 L 3-6 at Duke
  - 3/7 L 2-6 at Duke
  - 3/8 L 4-11 at Winthrop
  - 3/9 W 5-3 Appalachian State
  - 3/10 W 9-2 at Campbell (7)
  - 3/13 L 3-9 Florida State
  - 3/14 W 11-2 Florida State
  - 3/15 L 2-4 Florida State
  - 3/16 W 3-0 Western Illinois
  - 3/17 W 6-3 Western Illinois
  - 3/18 W 17-0 Eastern Kentucky
  - 3/20 W 11-2 Maryland
  - 3/21 W 8-7 Maryland
  - 3/22 W 7-6 Maryland (10)
  - 3/24 W 6-5 Bowling Green
  - 3/28 L 1-9 at Wake Forest (7)
  - 3/28 L 1-3 at Wake Forest (7)
  - 3/29 W 5-3 at Wake Frst (10)
  - 4/3 L 4-10 Clemson
  - 4/4 L 1-7 Clemson
  - 4/5 L 5-12 Clemson
  - 4/7 W 5-3 at UNC Wilmington
  - 4/8 L 4-11 at UNC Charlotte
  - 4/8 W 15-0 at UNC Charlotte
  - 4/10 W 7-5 at Virginia
  - 4/11 W 5-4 at Virginia
  - 4/12 L 3-13 at Virginia
  - 4/14 W 9-5 UNC Wilmington
  - 4/15 W 5-1 East Carolina-1
  - 4/17 L 1-8 at Georgia Tech
  - 4/18 L 4-15 at Georgia Tech
  - 4/19 L 3-6 at Georgia Tech
  - 4/22 W 11-2 Winthrop
  - 4/23 L 3-9 N.C. State
  - 4/24 L 4-7 N.C. State
  - 4/25 L 3-9 N.C. State
  - 5/5 L 0-9 at Princeton
  - 5/6 L 0-2 at Princeton (7)
  - 5/6 W 7-2 at Princeton (7)
  - 5/9 L 4-5 Georgia Tech-2
  - 5/10 W 11-7 Maryland-2
  - 5/11 W 7-3 Wake Forest-2
  - 5/12 L 3-7 Florida State-2
  - 5/15 W 7-6 Long Beach St.-3
  - 5/16 L 3-5 Wake Forest-3
  - 5/16 W 15-8 Cal Nthrdge-3 (10)
  - 5/17 W 7-6 East Carolina-3
  - 1-Zebulon, N.C.
  - 2-ACC Tournament, Greenville, S.C.
  - 3-Kraft/Carolina Invitational, Chapel Hill

**1993 (43-20, 13-10 ACC)**

- Coach:** Mike Roberts
- NCAA Tournament Participants**
- 2/20 W 9-1 at Coastal Carolina
  - 2/21 W 8-3 at Coastal Carolina
  - 2/22 L 4-8 at East Carolina
  - 2/23 W 8-3 at Davidson
  - 2/27 L 2-3 Seton Hall
  - 2/27 W 9-2 Seton Hall
  - 2/28 L 7-10 Seton Hall
  - 3/2 W 9-4 Appalachian State
  - 3/6 W 10-1 St. Louis
  - 3/7 W 6-4 Ball State
  - 3/7 W 5-2 St. Louis
  - 3/8 W 11-10 Ball State
  - 3/12 L 3-6 at Florida State
  - 3/14 L 3-4 at Florida St. (10)
  - 3/16 W 5-4 Coastal Carolina
  - 3/18 W 13-2 Coastal Carolina
  - 3/19 W 4-2 Maryland
  - 3/20 W 10-5 Maryland
  - 3/21 L 4-7 Maryland
  - 3/23 W 4-0 Towson State
  - 3/24 W 10-9 Eastern Illinois
  - 3/26 W 9-4 Wake Forest
  - 3/28 W 4-3 Wake Forest
  - 3/28 L 5-7 Wake Forest (7)
  - 4/2 L 2-7 at Clemson
  - 4/3 W 10-5 at Clemson
  - 4/4 L 3-4 at Clemson
  - 4/6 L 14-16 N.C. A&T State



UNC's 1999 pitching staff featured current Major Leaguers Mike Bynum and Kyle Snyder.

- 4/7 W 12-10 Campbell
- 4/9 W 9-4 Virginia
- 4/10 W 4-1 Virginia
- 4/11 W 9-2 Virginia
- 4/13 W 10-5 East Carolina-1
- 4/14 L 1-3 East Carolina-1
- 4/16 L 3-4 Georgia Tech
- 4/17 W 7-1 Georgia Tech
- 4/18 L 2-6 Georgia Tech
- 4/20 W 6-5 at UNC Wilmington
- 4/22 W 6-1 at N.C. State
- 4/23 L 1-10 at N.C. State
- 4/24 W 7-6 at N.C. State
- 4/26 W 10-4 Davidson
- 4/27 W 4-3 UNC Wilmington
- 4/28 W 5-3 East Carolina
- 4/28 W 5-4 UNC Greensboro
- 5/9 W 5-2 Duke
- 5/10 L 0-4 Duke
- 5/11 W 3-0 Duke
- 5/12 W 10-9 Princeton (7)
- 5/12 W 4-3 Princeton (7)
- 5/13 W 5-4 Princeton
- 5/15 W 4-3 Wake Forest-2
- 5/16 W 6-2 N.C. State-2
- 5/18 L 4-7 Clemson-2
- 5/18 L 7-12 N.C. State-2
- 5/21 W 13-1 Washington State-3
- 5/22 W 3-1 Miami-3
- 5/23 L 1-10 So. California-3
- 5/27 L 8-9 Hawaii-4
- 5/28 W 11-6 Yale-4
- 5/29 W 10-8 Hawaii-4
- 5/29 W 8-5 UCLA-4
- 5/30 L 2-14 Texas A&M-4
- 1-Five County Stadium  
Zebulon, N.C.
- 2-ACC Tournament, Greenville, S.C.
- 3-Winn Dixie/Carolina Invitational  
Chapel Hill
- 4-NCAA Central I Regional,  
College Station, Texas

- 3/18 W 6-4 at Wake Forest
- 3/19 L 6-14 at Wake Forest
- 3/20 L 1-10 at Wake Forest
- 3/22 W 20-4 Davidson
- 3/23 W 9-5 Davidson
- 3/25 W 3-2 Florida State
- 3/26 L 5-9 Florida State
- 3/29 W 8-4 UNC Greensboro
- 4/1 L 4-7 at Georgia Tech
- 4/2 L 6-7 at Ga. Tech (10)
- 4/3 W 11-8 at Georgia Tech
- 4/8 W 2-1 at Virginia
- 4/9 W 2-1 at Virginia
- 4/10 W 8-6 at Virginia
- 4/13 L 3-6 at East Carolina
- 4/15 W 4-0 Maryland
- 4/16 W 22-1 Maryland
- 4/17 L 2-4 Maryland
- 4/19 W 6-4 at UNC Wilm. (10)
- 4/22 L 1-11 Clemson
- 4/23 W 5-0 Clemson
- 4/24 L 2-3 Clemson
- 4/26 W 9-0 UNC Wilmington
- 4/27 L 5-7 East Carolina
- 5/8 L 12-16 Duke-2
- 5/9 L 2-4 at Duke
- 5/10 L 4-7 at Duke
- 5/13 L 3-5 N.C. State
- 5/14 W 10-5 N.C. State
- 5/15 L 8-10 N.C. State
- 5/18 L 4-7 Georgia Tech-3
- 5/19 W 13-12 Duke-3
- 5/20 L 6-11 N.C. State-3
- 1-Great Savannah Shootout,  
Savannah, Ga.
- 2-Durham Athletic Park,  
Durham, N.C.
- 3-ACC Tournament, Greenville, S.C.

**1995 (39-23, 14-10 ACC)**

**Coach:** Mike Roberts

**NCAA Tournament Participants**

- 2/10 W 5-2 Georgia-1
- 2/10 L 1-12 Miami-1
- 2/11 L 5-11 Central Florida-1
- 2/12 L 3-6 Georgia-1
- 2/17 W 11-5 George Wash. (7)
- 2/17 L 2-3 George Wash. (8)
- 2/19 W 5-4 Appalachian State
- 2/21 W 25-1 at Furman
- 2/22 W 5-4 at Campbell (12)
- 2/24 W 8-6 Seton Hall
- 2/25 W 5-2 Seton Hall
- 2/26 L 5-6 Seton Hall
- 3/3 W 2-1 at UNC Wilm.-2
- 3/4 W 10-5 George Mason-2
- 3/6 L 4-6 East Carolina-2
- 3/9 W 10-7 Campbell
- 3/10 L 0-3 Delaware
- 3/11 W 5-4 Delaware
- 3/12 W 9-7 Delaware
- 3/13 W 11-6 Marist
- 3/16 L 5-6 Richmond
- 3/17 W 5-0 Virginia
- 3/18 W 12-11 Virginia (10)
- 3/19 W 6-5 Virginia
- 3/21 W 11-3 UMBC

- 3/22 W 2-1 East Carolina-3
- 3/24 W 11-9 Georgia Tech
- 3/25 W 7-5 Georgia Tech
- 3/26 L 5-7 Georgia Tech
- 3/28 W 8-5 Louisville
- 3/29 W 9-7 Louisville
- 3/31 L 2-3 at Clemson
- 4/1 L 1-20 at Clemson
- 4/2 W 11-8 at Clemson
- 4/7 L 1-11 at Maryland
- 4/8 W 16-4 at Maryland
- 4/9 W 10-6 at Maryland
- 4/12 W 9-7 Towson State (7)
- 4/14 W 11-4 Duke
- 4/15 W 8-2 Duke
- 4/16 W 25-4 Duke
- 4/19 W 6-1 UNC Greensboro
- 4/21 L 4-9 at N.C. State
- 4/22 L 5-10 at N.C. State
- 4/23 L 2-3 at N.C. State
- 4/25 W 7-2 Appalachian St.-4
- 4/26 L 1-2 at UNC Gboro
- 5/6 W 13-1 Furman
- 5/7 W 12-2 Wake Forest
- 5/8 L 4-5 Wake Forest
- 5/9 L 5-8 Wake Forest
- 5/13 W 3-2 at Florida State (8)
- 5/13 L 1-13 at Florida State (7)
- 5/14 W 5-3 at Florida State
- 5/17 W 4-1 Wake Forest-5
- 5/18 L 4-6 Clemson-5
- 5/19 W 12-9 Georgia Tech-5
- 5/20 L 1-10 Florida State-5
- 5/26 W 6-3 South Florida-6
- 5/27 W 6-5 Fla. International-6
- 5/28 L 4-8 Miami-6
- 5/28 L 0-7 Texas A&M-6
- 1-Olive Garden Baseball Classic,  
Orlando, Fla.
- 2-Bojangles-Seahawk Challenge,  
Wilmington, N.C.
- 3-Kinston, N.C.
- 4-Hickory, N.C.
- 5-ACC Tournament, Greenville, S.C.
- 6-NCAA Atlantic II Regional,  
Coral Gables, Fla.

**1996 (33-25, 11-13 ACC)**

**Coach:** Mike Roberts

- 2/9 L 4-12 Texas Tech-1
- 2/10 L 3-8 at Central Florida-1
- 2/11 W 7-6 Alabama-1
- 2/18 W 8-5 at Coastal Carolina
- 2/19 W 5-4 at Coastal Carolina
- 2/22 W 10-1 UNC Asheville
- 2/23 W 10-1 Seton Hall
- 2/24 L 5-9 Seton Hall
- 2/25 W 4-1 Seton Hall
- 2/27 L 2-9 Campbell
- 3/2 W 7-1 Richmond
- 3/3 W 3-1 Richmond
- 3/3 W 2-1 Richmond
- 3/4 W 7-0 at Campbell
- 3/8 W 8-5 Rider
- 3/9 L 6-9 Rider
- 3/10 W 8-7 Rider (14)
- 3/11 L 1-3 Butler
- 3/12 L 9-12 Coastal Carolina
- 3/13 W 10-6 Coastal Carolina
- 3/14 W 8-6 Northern Illinois
- 3/16 W 12-1 Ohio
- 3/17 W 6-4 Ohio
- 3/20 L 1-2 Florida State (7)
- 3/20 L 1-7 Florida State (7)
- 3/21 L 1-9 Florida State
- 3/23 L 0-15 at Virginia
- 3/24 W 5-4 at Virginia
- 3/25 L 7-9 at Virginia
- 3/29 L 2-8 at Wake Forest
- 3/30 W 4-0 at Wake Forest
- 3/31 W 17-3 at Wake Forest
- 4/3 L 3-12 at UNC Gboro
- 4/5 W 7-3 Maryland
- 4/7 L 0-12 Maryland
- 4/7 L 6-11 Maryland (7)
- 4/9 L 4-8 Va. Commonwealth
- 4/10 W 8-6 Appalachian State
- 4/12 L 1-11 Clemson
- 4/13 L 5-7 Clemson
- 4/14 L 2-7 Clemson
- 4/16 L 2-4 at UNC Wilmington
- 4/19 W 12-6 at Georgia Tech
- 4/20 W 8-7 at Georgia Tech
- 4/21 W 12-11 at Georgia Tech
- 4/23 W 5-2 UNC Wilmington
- 4/24 W 19-5 UNC Greensboro

- 4/25 W 16-3 N.C. A&T
- 4/25 W 13-0 Radford
- 5/4 W 8-4 Winthrop
- 5/5 L 3-5 at Duke-2
- 5/6 W 7-6 at Duke
- 5/7 W 9-8 at Duke
- 5/10 W 3-2 N.C. State (12)
- 5/11 L 0-9 N.C. State
- 5/12 W 17-6 N.C. State
- 5/16 L 9-13 Georgia Tech-3
- 5/16 L 3-13 Duke-3
- 1-Olive Garden Baseball Classic,  
Orlando, Fla.
- 2-at Durham Bulls Athletic Park,  
Durham, N.C.
- 3-ACC Tournament, Durham, N.C.

**1997 (29-31, 6-18 ACC)**

- Coach:** Mike Roberts
- 2/15 L 11-14 at Coastal Carolina
- 2/16 W 10-8 at Coastal Carolina
- 2/19 W 9-1 at Campbell
- 2/21 L 4-11 Louisiana State-1
- 2/22 L 4-7 at Tulane-1
- 3/23 L 7-13 New Orleans-1
- 2/25 W 10-4 Campbell
- 3/1 I 7-9 Seton Hall
- 3/1 W 6-5 Seton Hall
- 3/2 W 8-5 Seton Hall (10)
- 3/2 W 10-3 Connecticut
- 3/3 L 6-7 Connecticut
- 3/5 W 9-4 at East Carolina
- 3/6 L 10-11 App. State (10)
- 3/8 L 8-11 Georgia Tech
- 3/9 L 7-10 Georgia Tech
- 3/10 L 8-9 Georgia Tech
- 3/11 W 18-7 Marshall
- 3/12 W 8-1 Va. Commonwealth
- 3/15 W 10-8 at Maryland
- 3/16 W 6-5 at Maryland (11)
- 3/16 L 2-4 at Maryland (7)
- 3/20 W 7-6 Towson State (9)
- 3/20 W 10-4 Towson State
- 3/21 W 6-3 Yale
- 3/22 W 10-3 Yale
- 3/22 W 19-10 Kent
- 3/23 W 2-1 Kent (10)
- 3/24 W 11-1 Kent
- 3/26 W 8-6 East Tenn. State
- 3/28 L 8-15 Duke
- 3/29 W 9-6 Duke
- 3/30 L 10-11 Duke (11)
- 4/4 L 8-9 at N.C. State
- 4/5 L 4-12 at N.C. State
- 4/6 L 6-8 at N.C. State
- 4/8 W 16-3 William & Mary
- 4/9 W 8-7 at UNC Wilmington
- 4/11 W 4-1 Wake Forest
- 4/13 L 1-8 Wake Forest
- 4/13 L 8-10 Wake Forest
- 4/15 L 2-8 UNC Wilmington
- 4/16 L 4-8 Radford
- 4/18 W 6-4 Virginia
- 4/19 L 2-13 Virginia
- 4/20 W 11-9 Virginia (12)
- 4/21 W 5-2 UNC Asheville
- 4/22 W 11-8 East Carolina
- 4/24 L 10-22 Coastal Caro. (7)
- 4/24 L 5-6 Coastal Caro. (7)
- 5/4 L 2-17 at Clemson
- 5/5 L 10-11 at Clemson
- 5/6 L 4-5 at Clemson
- 5/9 L 2-8 at Florida State
- 5/10 L 5-8 at Florida State
- 5/11 L 6-11 at Florida State
- 5/13 W 4-2 Maryland-2
- 5/14 L 6-7 Georgia Tech-2
- 5/15 W 4-3 Wake Forest-2
- 5/16 L 2-4 N.C. State-2
- 1-Winn-Dixie Showdown,  
New Orleans, La.
- 2-ACC Tournament,  
St. Petersburg, Fla.

**1998 (42-23, 13-10 ACC)**

- Coach:** Mike Roberts
- NCAA Tournament Participants**
- 2/7 W 21-8 at Coastal Caro. (8)
- 2/13 L 0-10 So. California-1
- 2/14 L 9-16 So. California-1
- 2/15 L 2-10 So. California-1
- 2/18 W 8-1 East Tenn. State
- 2/20 W 12-2 Seton Hall
- 2/21 L 3-6 Seton Hall
- 2/22 W 6-4 Seton Hall
- 2/24 W 10-3 William & Mary

- 2/25 W 8-3 at Campbell
- 2/27 W 6-1 George Mason
- 2/28 W 14-7 George Mason
- 3/1 W 6-5 George Mason
- 3/4 W 14-11 Appalachian State
- 3/6 W 10-0 Maryland
- 3/7 W 8-5 Maryland
- 3/9 W 20-6 Richmond
- 3/10 W 7-6 Va. Commonwealth
- 3/13 W 11-10 at Georgia Tech
- 3/14 L 4-11 at Georgia Tech
- 3/15 W 9-1 at Georgia Tech
- 3/17 W 6-4 Princeton
- 3/20 L 0-1 at Miami (10)
- 3/21 L 2-8 at Miami
- 3/22 L 2-4 at Miami
- 3/24 W 7-4 Towson
- 3/25 W 17-3 Towson
- 3/27 W 6-5 at Virginia
- 3/28 L 5-18 at Virginia
- 3/29 L 7-12 at Virginia
- 4/4 W 10-5 at Wake Forest
- 4/5 L 0-3 at Wake Forest
- 4/5 L 6-7 at Wake Forest
- 4/7 L 8-11 at UNC Wilmington
- 4/8 W 9-2 Elon
- 4/10 W 6-5 Florida State
- 4/11 L 4-20 Florida State
- 4/12 L 3-4 Florida State
- 4/13 L 6-7 N.C. State-2
- 4/15 W 5-2 The Citadel
- 4/17 W 9-5 at Duke
- 4/18 W 8-6 at Duke (10)
- 4/19 W 13-10 at Duke
- 4/21 W 7-2 Davidson
- 4/22 W 16-15 Campbell (11)
- 4/22 W 18-1 Campbell (5)
- 4/24 W 4-0 N.C. State
- 4/25 W 17-5 N.C. State
- 4/26 L 4-9 N.C. State
- 4/28 W 12-7 UNC Wilmington
- 4/29 W 9-8 Coastal Carolina
- 4/29 W 8-3 East Carolina
- 4/30 W 10-4 Coastal Carolina
- 5/9 W 12-9 Clemson
- 5/9 L 1-8 Clemson
- 5/10 L 6-7 Clemson
- 5/13 W 4-1 Clemson-3
- 5/14 W 3-0 Duke-3
- 5/15 L 11-13 Florida State-3 (10)
- 5/16 L 0-3 Wake Forest-3
- 5/21 L 2-6 Texas Tech-4
- 5/22 W 6-5 Miami-4
- 5/23 W 8-2 Florida Intl-4
- 5/24 W 4-2 South Carolina-4
- 5/24 L 4-7 Miami-4
- 1-Homestead, Fla.
- 2-Durham Bulls Athletic Park,  
Durham, N.C.
- 3-ACC Tournament, Durham, N.C.
- 4-NCAA Atlantic I Regional,  
Coral Gables, Fla.

**1999 (41-18, 13-11 ACC)**

- Coach:** Mike Fox
- NCAA Tournament Participants**
- 2/12 W 8-3 East Carolina-1
- 2/13 W 8-0 VCU-1
- 2/14 W 8-5 at Citadel-1
- 2/19 W 11-3 Seton Hall
- 2/20 W 9-3 Seton Hall
- 2/21 W 15-1 Seton Hall
- 2/25 W 7-5 Winthrop
- 2/26 W 11-4 Temple
- 2/27 W 18-5 Temple
- 2/27 W 8-1 Temple
- 3/2 W 13-1 Liberty
- 3/4 W 6-5 Coastal Carolina
- 3/8 W 7-4 New Mexico-2
- 3/9 W 11-3 Navy-2
- 3/10 W 15-7 Portland-2
- 3/11 W 18-3 Pennsylvania-2
- 3/12 L 7-11 Fresno State-2
- 3/13 W 8-5 Fresno State-2
- 3/17 W 4-3 Appalachian State
- 3/19 L 7-9 Wake Forest
- 3/20 W 11-1 Wake Forest
- 3/21 W 9-3 Wake Forest
- 3/23 W 5-0 Towson
- 3/24 W 14-2 Towson
- 3/26 L 6-12 at Florida State
- 3/27 L 4-5 at Florida St. (10)
- 3/28 L 4-9 at Florida State
- 3/30 W 8-5 Elon
- 3/31 W 11-6 Davidson
- 4/2 W 13-12 at N.C. State



4/3	L	7-8	at N.C. State
4/4	L	1-3	at N.C. State
4/6	W	10-3	Va. Commonwealth
4/9	L	1-2	at Maryland
4/10	W	4-2	at Maryland
4/10	W	17-5	at Maryland
4/13	W	7-3	at Campbell
4/14	W	7-2	UNC Charlotte
4/16	W	10-9	Virginia
4/17	W	3-2	Virginia
4/18	W	6-5	Virginia
4/20	L	4-10	at UNC Wilmington
4/21	W	7-6	Campbell
4/23	W	21-3	Duke
4/24	W	7-4	Duke
4/25	W	8-0	Duke
4/27	L	6-8	at East Carolina
5/8	W	7-6	Mount Olive
5/9	L	7-20	at Clemson
5/10	L	4-5	at Clemson
5/11	W	7-5	at Clemson
5/15	W	5-0	Georgia Tech
5/15	L	2-3	Georgia Tech
5/16	L	2-3	Georgia Tech
5/19	L	4-15	Georgia Tech-3
5/20	L	3-6	Maryland-3
5/28	W	8-5	Nevada-4
5/29	L	4-7	Stanford-4
5/29	L	1-5	Nevada-4
1-Winn-Dixie Shootout, Charleston, S.C.			
2-Pepsi/Johnny Quik Classic, Fresno, Calif.			
3-ACC Tournament, Durham, N.C.			
4-NCAA Tournament (Palo Alto Regional) Palo Alto, Calif.			

**2000 (46-17, 12-12 ACC)**

**Coach:** Mike Fox  
**NCAA Tournament Participants**

1/28	W	9-6	Central Florida-1
1/29	W	8-2	Rice-1
1/30	W	9-0	Miami (Fla.)-1
2/9	W	14-0	Elon
2/13	W	21-10	Penn State
2/13	W	3-2	Penn State (10)
2/18	W	17-13	at UCLA
2/19	W	6-4	at UCLA
2/20	W	12-11	at UCLA (6)
2/23	W	6-4	East Carolina
2/25	W	8-0	Seton Hall
2/26	W	15-8	Seton Hall
2/27	W	7-5	Seton Hall
3/1	W	8-4	Va. Commonwealth
3/4	W	4-3	West Virginia
3/5	W	6-0	West Virginia
3/7	W	11-8	Western Carolina
3/8	W	4-1	Western Carolina
3/11	W	9-0	Richmond
3/12	W	2-1	Richmond
3/14	W	10-0	Pace
3/17	L	4-5	at Georgia Tech
3/18	L	3-16	at Georgia Tech
3/19	L	7-8	at Georgia Tech
3/21	L	8-9	Towson
3/22	W	25-2	Towson
3/24	L	11-14	NC State
3/25	W	5-2	NC State
3/26	W	4-1	NC State
3/28	W	10-3	Coastal Carolina
3/31	W	6-0	Clemson
4/1	L	2-10	Clemson
4/2	W	5-2	Clemson
4/5	W	11-5	Davidson
4/7	L	7-9	at Wake Forest
4/8	L	8-9	at Wake Forest
4/9	L	3-4	at Wake Forest
4/11	W	6-1	UNC Wilmington
4/12	W	14-10	at UNC Charlotte
4/14	W	8-2	Maryland
4/15	W	13-11	Maryland
4/16	W	23-8	Maryland
4/18	W	8-2	at East Carolina
4/19	W	8-4	UNC Charlotte
4/21	L	5-6	at Virginia
4/22	W	5-4	at Virginia
4/23	L	6-10	at Virginia
4/27	W	16-1	at Duke
4/29	W	5-3	at Duke (10)
4/29	W	10-6	at Duke
5/2	W	4-3	UNC Greensboro
5/3	W	14-3	Winthrop
5/4	W	7-6	at Liberty
5/12	L	2-6	Florida State (13)
5/13	W	6-5	Florida State

5/14	L	2-4	Florida State
5/17	L	7-8	Wake Forest (13)-2
5/18	W	13-7	Duke-2
5/19	L	1-4	Florida State-2
5/26	W	14-5	Penn State-3
5/27	W	9-3	Rutgers-3
5/28	L	5-6	Penn State-3
5/28	L	3-10	Penn State-3
1-Disney Blast, Buena Vista, Fla.			
2-ACC Tournament, Fort Mill, S.C.			
3-NCAA Tournament, Regional at Upper Montclair, N.J.			

**2001 (31-26, 9-15 ACC)**

**Coach:** Mike Fox

2/10	W	23-9	James Madison
2/11	W	7-6	James Madison
2/13	W	9-4	Coastal Carolina
2/14	W	8-0	William & Mary
2/16	L	1-13	at S. Alabama (7)
2/17	L	1-11	Auburn-1 (7)
2/18	W	7-6	Minnesota-1
2/21	W	10-6	High Point
2/23	W	7-6	Seton Hall
2/24	W	3-0	Seton Hall
2/25	W	8-7	Seton Hall
2/27	W	3-2	Davidson
3/2	W	8-7	UCLA (11)
3/2	L	2-12	UCLA
3/7	W	9-7	Appalachian State
3/9	W	9-3	Lemoyne
3/10	W	10-6	Lemoyne
3/11	L	7-12	Lemoyne
3/13	W	12-9	at Coastal Carolina
3/16	L	5-12	Wake Forest
3/17	L	7-12	Wake Forest
3/18	L	3-11	Wake Forest
3/21	W	7-6	Towson (10)
3/21	L	0-4	Towson (7)
3/23	L	0-3	at Florida State
3/24	L	6-12	at Florida State
3/25	L	7-8	at Florida State
3/27	W	5-4	Elon
3/28	L	2-3	Winthrop-2
3/30	L	9-16	at NC State
4/2	W	16-7	at NC State
4/2	W	8-7	at NC State
4/4	L	2-10	at VCU
4/6	L	7-12	at Maryland
4/7	L	12-15	at Maryland
4/8	W	16-9	at Maryland
4/10	L	9-10	at UNC Gboro
4/11	W	4-1	Charlotte
4/13	W	10-6	Virginia
4/14	W	7-6	Virginia
4/15	L	2-5	Virginia
4/17	W	6-3	East Carolina
4/20	W	10-7	Duke
4/21	L	7-9	Duke
4/22	L	0-4	Duke
4/24	L	5-11	UNC Wilmington
4/25	W	10-3	UNC Greensboro
4/27	L	3-6	at Clemson
4/28	L	9-10	at Clemson (10)
4/29	W	4-0	at Clemson
5/1	W	13-4	Liberty
5/2	W	3-2	at UNC Wilmington
5/11	W	10-5	Georgia Tech
5/12	L	5-19	Georgia Tech
5/13	W	11-10	Georgia Tech
5/16	L	8-11	Wake Forest-3
5/17	L	6-7	Clemson-3

1-Coca-Cola Classic, Mobile, Ala.  
2-Knights Stadium, Fort Mill, S.C.  
3-ACC Tournament, Fort Mill, S.C.

**2002 (43-21, 17-7 ACC)**

**Coach:** Mike Fox  
**NCAA Tournament Participants**

2/15	W	7-5	Seton Hall
2/16	L	2-4	Seton Hall
2/17	L	3-4	Seton Hall
2/22	L	8-10	Georgia-1
2/23	W	10-6	Armstrong Atl-1
2/24	W	13-5	Connecticut-1
2/26	W	6-3	UNC Wilmington
3/1	L	2-4	California
3/1	W	7-5	California
3/3	L	4-7	California
3/5	W	23-3	at Old Dominion
3/8	L	5-6	at Auburn
3/9	L	5-7	at Auburn
3/10	L	5-11	at Auburn
3/13	W	9-4	High Point
3/15	W	4-3	Maryland
3/16	W	8-2	Maryland

3/17	W	20-8	Maryland
3/19	W	15-2	Princeton
3/20	W	16-2	Princeton
3/22	W	11-7	Florida State
3/23	W	7-1	Florida State
3/24	W	9-1	Florida State
3/26	W	18-2	Towson
3/27	W	17-9	Towson
3/29	W	15-4	at Virginia
3/30	W	5-0	at Virginia
3/31	L	3-8	at Virginia
4/2	W	9-8	Liberty (11)
4/3	W	11-7	Coastal Carolina
4/5	L	2-8	at Wake Forest
4/6	W	11-8	at Wake Forest
4/7	L	6-7	at Wake Forest
4/9	W	6-4	Charlotte
4/10	W	9-2	Davidson
4/12	L	7-11	Clemson (10)
4/13	L	2-4	Clemson
4/14	W	12-5	Clemson
4/17	L	1-2	at East Carolina
4/19	W	10-2	NC State
4/20	W	12-5	NC State
4/21	W	12-4	NC State
4/23	W	10-2	VCU
4/24	W	8-0	at Charlotte
4/26	W	5-4	Miami
4/27	L	3-4	Miami
4/28	W	5-4	Miami
4/29	W	7-0	Elon
4/30	W	10-1	East Carolina
5/1	W	7-3	Appalachian State
5/11	W	8-3	at Duke
5/12	W	19-10	at Duke
5/13	W	18-9	at Duke
5/17	L	4-7	at Georgia Tech
5/18	L	9-12	at Georgia Tech
5/19	W	6-1	at Georgia Tech
5/22	W	11-10	Virginia-2
5/23	L	7-9	Wake Forest (11)-2
5/24	L	8-10	Georgia Tech-2
5/31	W	5-0	James Madison-3
6/1	L	6-9	South Carolina-3
6/1	W	9-7	James Madison-3
6/2	W	8-4	South Carolina-3
6/2	L	1-3	South Carolina-3
1-Diamond Classic, Savannah, Ga.			
2-ACC Tourn., St. Petersburg, Fla.			
3-NCAA Regional, Columbia, S.C.			

**2003 (42-23, 13-11 ACC)**

**Coach:** Mike Fox  
**NCAA Tournament Participants**

2/20	W	19-8	Delaware State
2/21	W	18-2	Seton Hall
2/23	W	6-1	Seton Hall
2/23	W	7-6	Seton Hall
2/25	W	10-6	Appalachian State
2/28	L	1-3	vs. Michigan St. - 1
3/1	L	5-6	vs. St. John's - 1
3/4	W	8-2	LeMoyne
3/5	W	13-1	Davidson
3/7	L	7-8	Auburn
3/8	L	3-7	Auburn
3/9	L	5-13	Auburn
3/10	W	12-0	Ball State
3/11	W	9-5	Ball State
3/12	W	10-4	Liberty
3/14	W	9-2	Monmouth
3/15	W	5-4	Monmouth

3/15	W	14-5	Monmouth
3/18	L	3-8	Princeton
3/19	W	24-12	Princeton
3/21	L	1-6	Wake Forest
3/22	W	12-5	Wake Forest
3/23	W	12-3	Wake Forest
3/25	W	9-4	Towson
3/26	W	15-1	Towson
3/28	L	4-8	at Florida State
3/29	W	8-4	at Florida State
3/30	L	1-2	at Florida State
4/1	W	9-7	Charlotte
4/2	W	6-1	Coastal Carolina
4/4	L	6-10	Georgia Tech
4/5	W	7-3	Georgia Tech
4/6	L	5-12	Georgia Tech
4/8	W	22-5	High Point
4/12	W	9-2	at Maryland
4/12	W	15-2	at Maryland
4/13	W	4-0	at Maryland
4/15	W	7-6	Va. Commonwealth
4/16	W	8-4	at East Carolina
4/19	W	5-3	Duke
4/19	W	11-5	Duke
4/20	W	11-5	Duke
4/22	L	4-5	Elon (12)
4/23	W	7-6	East Carolina
4/25	L	2-3	at NC State
4/26	L	6-8	at NC State
4/27	W	12-6	at NC State
5/2	L	0-5	UNC Wilmington
5/8	W	10-0	Richmond
5/10	W	9-4	at Clemson
5/11	L	4-5	at Clemson (10)
5/12	L	2-5	at Clemson
5/14	W	8-7	at UNC Wilmington
5/16	L	4-6	Virginia
5/16	W	4-3	Virginia
5/17	L	5-7	Virginia
5/22	W	10-2	vs. Clemson-2
5/23	W	3-2	vs. Florida State-2
5/24	L	6-7	vs. NC State-2
5/25	L	6-10	vs. Georgia Tech-2
5/30	W	4-3	vs. Missouri-3
5/31	W	10-5	vs. Mississippi St.-3
6/1	W	8-6	vs. Mississippi St.-3
6/6	L	4-5	vs. South Carolina-4
6/7	L	4-14	vs. South Carolina-4

1 - Broadway at the Beach  
Tournament, Myrtle Beach, S.C.;  
2 - ACC Tourn, Salem, Va.  
3 - NCAA Regional, Starkville, Miss.;;  
4 - NCAA Super Regional,  
Columbia, S.C.

**2004 (43-21, 14-10 ACC)**

**Coach:** Mike Fox  
**NCAA Tournament Participants**

2/20	W	4-3	Seton Hall (11)
2/21	W	5-2	Seton Hall
2/22	W	11-6	Seton Hall
2/25	W	5-1	Gardner-Webb
2/27	L	2-8	at Rice - 1
2/28	L	2-6	vs. NW State - 1
2/29	L	4-10	vs. Nebraska - 1
3/2	W	8-5	Appalachian State
3/5	W	15-3	St. Francis (N.Y.)
3/6	W	22-5	St. Francis (N.Y.)
3/7	W	5-0	St. Francis (N.Y.)
3/9	W	6-0	UNC Asheville

3/10	W	9-7	High Point (10)
3/12	W	1-0	California
3/13	W	4-0	California
3/14	L	4-12	California
3/16	W	14-8	Princeton
3/17	W	12-2	Princeton
3/19	W	5-3	at Virginia (11)
3/20	W	8-4	at Virginia
3/21	L	2-6	at Virginia
3/23	W	14-1	Towson
3/24	W	7-4	Towson
3/26	W	10-4	Florida State
3/27	L	6-10	Florida State
3/28	W	12-6	Florida State
4/2	W	9-7	at Wake Forest
4/3	W	7-3	at Wake Forest
4/4	W	11-3	at Wake Forest
4/7	W	12-5	Charlotte
4/9	W	9-7	



### ATHLETIC COMMUNICATIONS

**John Martin**  
 Assistant Director of Athletic Communications/  
 Baseball Contact  
**Office:** (919) 962-0084  
**Mobile:** (919) 619-4617  
**Fax:** (919) 843-2309  
**E-Mail:** jmartin@unca.unc.edu

The 2005 North Carolina baseball media guide is a multi-purpose publication for use by the media as well as alumni and fans of Carolina baseball. Additional information, news releases and photographs are available to accredited members of the media. All requests should be directed to John Martin at (919) 962-0084.

### CREDENTIAL REQUESTS

Working press, radio and photographer credentials for games at Boshamer Stadium may be obtained by calling John Martin at (919) 962-0084, preferably at least 24 hours in advance. Parking is available in the fenced-in lots located on the third-base side of the stadium and in other selected areas outside the main stadium entrance. There is no reserved parking. A phone line is available for print media to file stories from the press box following the game.

### VISITING RADIO

A booth is available for the opposing team's radio broadcast. One phone line is available for visiting radio, while additional lines can be arranged by contacting BellSouth at (919) 780-2800 from inside the BellSouth calling area or (800) 767-2355 from elsewhere in the United States. (For ordering purposes, Boshamer Stadium is located at 101 Ridge Road.)

### INTERVIEWS

Coach Mike Fox and the Carolina players will be available for post-game interviews immediately following all home games. Fox will meet with the media on the field in front of the UNC dugout. Requested Tar Heel players will be escorted to the interview area by media relations personnel.

Interviews with visiting team members can be conducted on the field or in the dugout, subject to the policy of the visiting team's media relations representative.

Non-gameday interviews with Carolina players must be arranged through John Martin of the UNC Athletic Communications Office and will be conducted immediately before or after practice whenever possible. Martin can be reached at (919) 962-0084. Fox is available by calling his office directly at (919) 962-2351.

### DIRECTIONS

Boshamer Stadium is located at 101 Ridge Road across from Henry Stadium and the football practice fields. From I-40, take N.C. Hwy. 54 (exit 273) toward Chapel Hill. Pass under U.S. Hwy. 15-501 then turn left at the traffic light at the edge of the UNC campus onto Country Club Road. Turn right almost immediately onto Ridge Road. Boshamer Stadium will be on the left.

### UNC BASEBALL ON THE WEB

For all the latest Carolina baseball news, feature stories, live stats, results and comprehensive statistics, check out the official Internet site of the UNC Athletic Department, [TarHeelBlue.com](http://TarHeelBlue.com).



On October 15, 2001, the University of North Carolina and Nike signed an eight-year, \$28 million contract under which Nike will provide each of the 28 varsity Tar Heel athletic teams with shoes, apparel, equipment bags and other products. A key component of the contract is an annual \$100,000 to the athletic department for academic and athletic excellence. The Chancellor's Academic Enhancement Fund will also receive \$100,000 annually to fund undergraduate teaching.

### UNC BASEBALL ON THE TAR HEEL SPORTS NETWORK



**Jones Angell**  
Play-by-Play

The Tar Heel Sports Network will be the voice of Carolina Baseball when it comes to action on the diamond in 2005.

The network will broadcast 37 regular-season games and all of Carolina's ACC Tournament contests and any NCAA Tournament games in which Carolina is a participant. No less than 19 regular-season games - and as many as 33 - will be heard on AM-1360 WCHL and at [TarHeelBlue.com](http://TarHeelBlue.com). All postseason games will be carried live by WCHL.

Jones Angell will serve as the play-by-play announcer with Adam Pohl and Adam Lucas splitting time as color analyst.

Angell (UNC '01) is in his sixth season covering UNC baseball for the Tar Heel Sports Network. He also serves as the play-by-play announcer on Carolina women's basketball games and hosts football and men's basketball pregame and postgame shows.

Pohl (UNC '02) is in his second season as a color analyst with Tar Heel baseball. He has broadcast experience with the Burlington Indians and Asheboro Copperheads and serves as director of media relations for the Northeast and Central Baseball Leagues.

Lucas (Guilford College '98) provided occasional color analysis last season and is the publisher of Tar Heel Monthly. His book on Roy Williams's first season at Carolina, *Going Home Again*, is now available in bookstores. Lucas is also a frequent contributor on [TarHeelBlue.com](http://TarHeelBlue.com) and Tar Heel Sports Network football and men's basketball broadcasts.



**Adam Pohl**  
Color Analyst



**Adam Lucas**  
Color Analyst



Joe Bray

# CAROLINA BASEBALL



RADIO/TV/PROMOTION SCHEDULE

DAY	DATE	OPPONENT	SITE	TIME	RADIO	TV	PROMOTION
Wed.	Feb. 16	Appalachian State	Chapel Hill	3 p.m.			Team Poster Day
Fri.	Feb. 18	Seton Hall	Chapel Hill	3 p.m.	THB		
Sat.	Feb. 19	Seton Hall	Chapel Hill	3 p.m.			
Sun.	Feb. 20	Seton Hall	Chapel Hill	1:30 p.m.			
Tues.	Feb. 22	UNC Wilmington	Chapel Hill	3 p.m.			
Fri.	Feb. 25	Birmingham Southern	Chapel Hill	3 p.m.			
Sat.	Feb. 26	Birmingham Southern	Chapel Hill	1 p.m.	THB		
Sun.	Feb. 27	Birmingham Southern	Chapel Hill	1:30 p.m.			
Wed.	March 2	Gardner-Webb	Chapel Hill	3 p.m.	THB		Win UNC-Duke basketball tickets
Fri.	March 4	vs. Arizona State-1	Greenville, N.C.	5 p.m.			
Sat.	March 5	vs. Ohio State-1	Greenville, N.C.	2 p.m.			
Sun.	March 6	vs. Michigan-1	Greenville, N.C.	1 p.m.			
Wed.	March 9	College of Charleston	Chapel Hill	3 p.m.	THB		
Fri.	March 11	*at Virginia Tech	Blacksburg, Va.	3 p.m.			
Sat.	March 12	*at Virginia Tech	Blacksburg, Va.	2 p.m.			
Sun.	March 13	*at Virginia Tech	Blacksburg, Va.	2 p.m.			
Tues.	March 15	Princeton	Chapel Hill	2 p.m.			
Wed.	March 16	Princeton	Chapel Hill	2 p.m.			St. Patrick's Day Green Hats
Fri.	March 18	*at Clemson	Clemson, S.C.	7:15 p.m.			
Sat.	March 19	*at Clemson	Clemson, S.C.	4 p.m.			
Sun.	March 20	*at Clemson	Clemson, S.C.	2 p.m.			
Tues.	March 22	Towson	Chapel Hill	3 p.m.			
Wed.	March 23	Towson	Chapel Hill	3 p.m.			
Fri.	March 25	*Wake Forest	Chapel Hill	7 p.m.	WCHL or THB		Team Magnet Day
Sat.	March 26	*Wake Forest	Chapel Hill	2 p.m.	WCHL or THB		
Sun.	March 27	*Wake Forest	Chapel Hill	1:30 p.m.	WCHL or THB		Postgame Easter Egg Hunt
Tues.	March 29	Winthrop	Chapel Hill	6 p.m.	WCHL or THB		
Fri.	April 1	*Virginia	Chapel Hill	7 p.m.	WCHL or THB		
Sat.	April 2	*Virginia	Chapel Hill	1 p.m.	WCHL or THB	FSNS	Trading Card Day
Sun.	April 3	*Virginia	Chapel Hill	1:30 p.m.	WCHL or THB		
Wed.	April 6	Elon	Chapel Hill	6 p.m.	THB/WCHL		Dog Day - \$1 Hot Dogs
Fri.	April 8	*at Maryland	College Park, Md.	7 p.m.	WCHL		
Sat.	April 9	*at Maryland	College Park, Md.	7 p.m.	WCHL		
Sun.	April 10	*at Maryland	College Park, Md.	1 p.m.	WCHL		
Tues.	April 12	Davidson	Chapel Hill	6 p.m.	THB/WCHL		
Wed.	April 13	at East Carolina	Greenville, N.C.	7 p.m.	WCHL		
Fri.	April 15	*Miami	Chapel Hill	7 p.m.	WCHL		
Sat.	April 16	*Miami	Chapel Hill	2 p.m.	WCHL		
Sun.	April 17	*Miami	Chapel Hill	1 p.m.	WCHL		Postgame "Catch with a Kid"
Wed.	April 20	Virginia Commonwealth	Chapel Hill	6 p.m.	THB/WCHL		
Fri.	April 22	*Duke	Chapel Hill	7 p.m.	WCHL		GAA Student Member Night
Sat.	April 23	*Duke	Chapel Hill	2 p.m.	WCHL		Carolina Kids Club: Take Over the Bosh
Sun.	April 24	*Duke	Chapel Hill	1:30 p.m.	WCHL		Watch Shrek 2 after the game
Tues.	April 26	at UNC Wilmington	Wilmington, N.C.	7 p.m.	WCHL		
Wed.	April 27	High Point	Chapel Hill	6 p.m.	THB/WCHL		Dog Day - \$1 Hot Dogs
Fri.	April 29	*at NC State	Raleigh, N.C.	7 p.m.	WCHL		
Sat.	April 30	*at NC State	Raleigh, N.C.	2 p.m.	WCHL		
Sun.	May 1	*at NC State	Raleigh, N.C.	1 p.m.	WCHL		
Wed.	May 11	Coastal Carolina	Chapel Hill	6 p.m.	THB/WCHL		Dog Day - \$1 Hot Dogs
Fri.	May 13	*at Florida State	Tallahassee, Fla.	7 p.m.	WCHL		
Sat.	May 14	*at Florida State	Tallahassee, Fla.	1 p.m.	WCHL	FSNS	
Sun.	May 15	*at Florida State	Tallahassee, Fla.	1 p.m.	WCHL		
Tues.	May 17	East Carolina	Chapel Hill	6 p.m.	WCHL		
Thurs.	May 19	Georgia Tech	Chapel Hill	6 p.m.	WCHL		
Fri.	May 20	Georgia Tech	Chapel Hill	7 p.m.	WCHL		
Sat.	May 21	Georgia Tech	Chapel Hill	2 p.m.	WCHL		
Tues.-Sun., May 24-29, ACC Championship, Jacksonville, Fla.					WCHL	TBD	
Fri.-Sun., June 3-5, NCAA Regionals, Campus Sites					WCHL	TBD	
Fri.-Sun., June 10-12, NCAA Super Regionals, Campus Sites					WCHL	TBD	
Fri.-Sun., June 17-26, College World Series, Omaha, Neb.					WCHL	TBD	

\* - denotes Atlantic Coast Conference game; 1 - Keith LeClair Invitational

FSNS - Fox Sports Net South; THB - TarHeelBlue.com Internet Broadcast; WCHL - AM-1360 WCHL; THB/WCHL - Games joined in progress at 7 p.m. on WCHL

March 25-April 3 games will be broadcast on WCHL unless there is a conflict with men's or women's basketball NCAA Tournament games. All games will be carried on TarHeelBlue.com.

## SEASON-LONG PROMOTIONS:

**Two for Tuesday (Tuesdays)** - Two admissions for the price of one; **Coca-Cola Games (Wednesdays)** - All Coke products \$1.00; **Take the Field with the Team (Saturdays)** - Kids take the field with the Heels for the National Anthem; **Autograph Days (Saturdays)** - Postgame autographs with the team; **Fan Packs (Sundays)** - 4 tickets, 4 hot dogs and 4 drinks for only \$20.00; **Run the Bases (Sundays)** - Kids run the bases after the game



# CAROLINA BASEBALL

2005 OPPONENTS



## CLEMSON

March 18, 19 and 20  
Clemson, S.C.

**Location** .....Clemson, S.C.  
**Enrollment** .....16,911  
**Year Founded** .....1889  
**Nickname** .....Tigers  
**Colors** .....Burnt Orange and Northwestern Purple  
**Head Coach** .....Jack Leggett (Maine '76)  
**Office Phone** .....(864) 656-1947  
**Career Record** .....889-510 (25 yrs.)  
**At Clemson** .....512-220 (11 yrs.)  
**Assistant Coaches** .....Kevin O'Sullivan,  
 Tom Riginos, Bradley LeCroy  
**2004 Record** .....39-26  
**ACC Finish** .....14-10 (Tie 4th)  
**NCAA** .....NCAA Regional Participant  
**Top Returnees** .....Kris Harvey (DH/RHP),  
 Jason Berken (RHP), Travis Storrer (OF)  
**Stadium** .....Doug Kingsmore Stadium (5,000)  
**Press Box Phone** .....(864) 656-7731  
**SID Contact** .....(864) 656-7731  
**Office Phone** .....(864) 656-1921  
**Fax Number** .....(864) 656-0299  
**Email** .....bhennes@clemson.edu  
**Web Site** .....www.clemsonigers.com



## DUKE

April 22, 23 and 24  
Chapel Hill

**Location** .....Durham, N.C.  
**Enrollment** .....6,347  
**Year Founded** .....1838  
**Nickname** .....Blue Devils  
**Colors** .....Royal Blue and White  
**Head Coach** .....Bill Hillier (Otterbein '79)  
**Office Phone** .....(919) 684-2358  
**Career Record** .....210-350 (10 years)  
**At Duke** .....107-175 (5 years)  
**Assistant Coaches** .....Bill Hillier, Jr., John Yurkow  
**2004 Record** .....25-31  
**ACC Finish** .....8-16 (7th)  
**NCAA** .....N/A  
**Top Returnees** .....Javier Socorro (OF),  
 Bryan Smith (IF), Greg Burke (RHP)  
**Stadium** .....Jack Coombs Field (2,000)  
**Press Box Phone** .....(919) 684-6074  
**SID Contact** .....Will Shapiro  
**Office Phone** .....(919) 684-2668  
**Fax Number** .....(919) 684-2489  
**Email** .....wshapiro@duaa.duke.edu  
**Web Site** .....www.goduke.com



## FLORIDA STATE

May 13, 14 and 15  
Tallahassee, Fla.

**Location** .....Tallahassee, Fla.  
**Enrollment** .....35,462  
**Year Founded** .....1851  
**Nickname** .....Seminoles  
**Colors** .....Garnet and Gold  
**Head Coach** .....Mike Martin (Florida State '66)  
**Office Phone** .....(850) 644-1073  
**Career Record** .....1,338-452-4 (25 yrs.)  
**At Florida State** .....Same  
**Assistant Coaches** .....Jamey Shoupe, Mike Martin, Jr.,  
 Jerrod Brown  
**2004 Record** .....45-23  
**ACC Finish** .....16-8 (3rd)  
**NCAA** .....NCAA Super Regional Participant  
**Top Returnees** .....Aaron Cheesman (C),  
 Ryne Malone (IF), Brian Shultz (LHP)  
**Stadium** .....Dick Howser Stadium (6,700)  
**Press Box Phone** .....(850) 644-1553  
**SID Contact** .....Elliot Finebloom  
**Office Phone** .....(850) 644-5656  
**Fax Number** .....(850) 644-3820  
**Email** .....efineblm@mailier.fsu.edu  
**Web Site** .....www.seminoles.com



## GEORGIA TECH

May 19, 20 and 21  
Chapel Hill

**Location** .....Atlanta, Ga.  
**Enrollment** .....16,000  
**Year Founded** .....1885  
**Nickname** .....Yellow Jackets, Rambling Wreck  
**Colors** .....Old Gold and White  
**Head Coach** .....Danny Hall (Miami (Ohio) '77)  
**Office Phone** .....(404) 894-5471

**Career Record** .....692-328 (17 yrs.)  
**At Georgia Tech** .....484-211 (11 yrs.)  
**Assistant Coaches** .....Bobby Moranda, Josh Holliday,  
 Victor Menocal  
**2004 Record** .....44-21  
**ACC Finish** .....18-5 (1st)  
**NCAA** .....NCAA Super Regional Participant  
**Top Returnees** .....Steven Blackwood (LF),  
 Jeremy Slayden (RF), Tyler Greene (SS)  
**Stadium** .....Russ Chandler Stadium (4,157)  
**Press Box Phone** .....(404) 894-3167  
**SID Contact** .....Chris Capo  
**Office Phone** .....(404) 894-5445  
**Fax Number** .....(404) 894-1248  
**Email** .....ccapo@at.gtaa.gatech.edu  
**Web Site** .....www.ramblinwreck.com



## MARYLAND

April 8, 9 and 10  
College Park, Md.

**Location** .....College Park, Md.  
**Enrollment** .....35,329  
**Year Founded** .....1807  
**Nickname** .....Terrapins  
**Colors** .....Red, White, Black and Gold  
**Head Coach** .....Terry Rupp (Tampa '88)  
**Office Phone** .....(301) 314-5472  
**Career Record** .....308-207 (9 yrs.)  
**At Maryland** .....93-127 (4 yrs.)  
**Assistant Coaches** .....Ben Bachmann,  
 Carmen Carcone  
**2004 Record** .....22-34  
**ACC Finish** .....4-20 (8th)  
**NCAA** .....N/A  
**Top Returnees** .....Justin Maxwell (OF),  
 Will Frazier (OF), Brian Jarosinski (OF)  
**Stadium** .....Shipley Field (2,500)  
**Press Box Phone** .....(301) 314-0379  
**SID Contact** .....Dustin Hockensmith  
**Office Phone** .....(301) 314-8093  
**Fax Number** .....(301) 314-9094  
**Email** .....dhockens@umd.edu  
**Web Site** .....www.umterps.com



## MIAMI

April 15, 16 and 17  
Chapel Hill

**Location** .....Miami, Fla.  
**Enrollment** .....14,978  
**Year Founded** .....1926  
**Nickname** .....Hurricanes  
**Colors** .....Orange, Green and White  
**Head Coach** .....Jim Morris (Elon '73)  
**Office Phone** .....(305) 284-4171  
**Career Record** .....1,157-463-3 (27 yrs.)  
**At Miami** .....522-178-2 (11 yrs.)  
**Assistant Coaches** .....J.D. Artega, Gino DeMare, Joe  
 Mercadante  
**2004 Record** .....50-13  
**NCAA** .....College World Series Participant  
**Top Returnees** .....Cesar Carrillo (RHP), Ryan Braun  
 (SS/3B), Jon Jay (LF)  
**Stadium** .....Mark Light Field (5,000)  
**Press Box Phone** .....(305) 284-8192  
**SID Contact** .....TBD  
**Office Phone** .....(305) 284-3244  
**Fax Number** .....(305) 284-2807  
**Email** .....TBD  
**Web Site** .....www.hurricanesports.com



## NC STATE

April 29, 30 and May 1  
Raleigh, N.C.

**Location** .....Raleigh, N.C.  
**Enrollment** .....29,959  
**Year Founded** .....1887  
**Nickname** .....Wolfpack  
**Colors** .....Red and White  
**Head Coach** .....Elliott Avent (VCU '83)  
**Office Phone** .....(919) 515-3612  
**Career Record** .....522-404 (16 yrs.)  
**At Clemson** .....297-193 (8 yrs.)  
**Assistant Coaches** .....Chris Roberts, Tony Guzzo,  
 Jeff Waggoner  
**2004 Record** .....36-24  
**ACC Finish** .....11-12 (6th)  
**NCAA** .....NCAA Regional Participant  
**Top Returnees** .....Joey Devine (RHP),  
 Matt Camp (2B/OF), Lee Mezistrano (OF)  
**Stadium** .....Doak Field (2,500)  
**Press Box Phone** .....(919) 515-7643

**SID Contact** .....Bruce Winkworth  
**Office Phone** .....(919) 515-1182  
**Fax Number** .....(919) 515-2898  
**Email** .....bruce\_winkworth@ncsu.edu  
**Web Site** .....www.gopack.edu



## VIRGINIA

April 1, 2 and 3  
Chapel Hill

**Location** .....Charlottesville, Va.  
**Enrollment** .....19,643  
**Year Founded** .....1819  
**Nickname** .....Cavaliers  
**Colors** .....Navy and Orange  
**Head Coach** .....Brian O'Connor (Creighton '93)  
**Office Phone** .....(434) 982-4932  
**Career Record** .....44-15 (1 yr.)  
**At Virginia** .....44-15 (1 yr.)  
**Assistant Coaches** .....Kevin McMullan, Karl Kuhn,  
 Joe Hastings  
**2004 Record** .....44-15  
**ACC Finish** .....18-6 (2nd)  
**NCAA** .....NCAA Regional Participant  
**Top Returnees** .....Ryan Zimmerman (3B),  
 Matt Avery (RHP), Scott Headd (C)  
**Stadium** .....UVA Baseball Stadium (2,000)  
**Press Box Phone** .....(434) 295-9262  
**SID Contact** .....Adam Jones  
**Office Phone** .....(434) 982-5131  
**Fax Number** .....(434) 982-5525  
**Email** .....acj4b@virginia.edu  
**Web Site** .....www.virginiainsports.com



## VIRGINIA TECH

March 11, 12 and 13  
Blacksburg, Va.

**Location** .....Blacksburg, Va.  
**Enrollment** .....28,000  
**Year Founded** .....1872  
**Nickname** .....Hokies  
**Colors** .....Chicago Maroon and Burnt Orange  
**Head Coach** .....Chuck Hartman (North Carolina '57)  
**Office Phone** .....(540) 231-6796  
**Career Record** .....1,401-755-8 (45 yrs.)  
**At Virginia Tech** .....918-530-88 (26 yrs.)  
**Assistant Coaches** .....Jay Phillips, Jon Hartness  
**2004 Record** .....29-27  
**Big East Finish** .....11-15 (7th)  
**NCAA** .....N/A  
**Top Returnees** .....Sean O'Brien (1B), Chris  
 Stanton (3B), Nicky Bowers (RHP)  
**Stadium** .....English Field (1,500)  
**Press Box Phone** .....(540) 231-4013  
**SID Contact** .....Dave Smith  
**Office Phone** .....(540) 231-6726  
**Fax Number** .....(540) 231-6984  
**Email** .....vtsid@vt.edu  
**Web Site** .....www.hokiesports.com



## WAKE FOREST

March 25, 26 and 27  
Chapel Hill

**Location** .....Winston-Salem, N.C.  
**Enrollment** .....3,950  
**Year Founded** .....1834  
**Nickname** .....Demon Deacons  
**Colors** .....Old Gold and Black  
**Head Coach** .....Rick Rembielak (Akron '88)  
**Office Phone** .....(336) 758-5570  
**Career Record** .....373-251-1 (11 yrs.)  
**At Wake Forest** .....First Season  
**Assistant Coaches** .....Jon Palmieri, Chris Sinacori,  
 Marshall Canosa  
**2004 Record** .....17-33  
**ACC Finish** .....4-20 (8th)  
**NCAA** .....N/A  
**Top Returnees** .....Nick Blue (2B), Ben Ingold (SS),  
 Brad Scioletti (1B)  
**Stadium** .....Hooks Stadium (2,500)  
**Press Box Phone** .....(336) 759-9711  
**SID Contact** .....Michael Bertsch  
**Office Phone** .....(336) 758-5640  
**Fax Number** .....(336) 758-5140  
**Email** .....bertscmr@wfu.edu  
**Web Site** .....www.wakeforestsports.com



## APPALACHIAN STATE

**Feb. 16 • Chapel Hill**  
**Location:** .....Boone, N.C.  
**Nickname:** .....Mountaineers  
**Conference:** .....Southern  
**Head Coach:**...Chris Pollard (Davidson '96)  
**Office Phone:** .....(828) 262-6097  
**2003 Record (Conf.):** .....10-43 (6-24)  
**Press Box Phone:** .....(828) 265-8664  
**SID Contact:**.....Mike Flynn  
**Office Phone:** .....(828) 262-2845  
**Fax Number:** .....(828) 262-6106  
**Email:** .....flynmh@appstate.edu  
**Web Site:** .....www.goasu.com

## ARIZONA STATE

**March 4 • Greenville, N.C.**  
**Location:** .....Tempe, Ariz.  
**Nickname:** .....Sun Devils  
**Conference:** .....Pacific-10  
**Head Coach:**.....Pat Murphy (FAU '82)  
**Office Phone:** .....(480) 965-8577  
**2004 Record (Conf.):**.....41-18 (13-11)  
**Press Box Phone:** .....(480) 727-7253  
**SID Contact:**.....Jeff Evans  
**Office Phone:** .....(480) 965-6592  
**Fax Number:** .....(480) 965-5408  
**Email:** .....jeff.evans@asu.edu  
**Web Site:** .....www.thesundevils.com

## BIRMINGHAM SOUTHERN

**Feb. 25, 26 and 27 • Chapel Hill**  
**Location:** .....Birmingham, Ala.  
**Nickname:** .....Panthers  
**Conference:** .....Big South  
**Head Coach:**.....Brian Shoop (Malone '80)  
**Office Phone:** .....(205) 226-4924  
**2004 Record (Conf.):** .....47-18 (25-5)  
**Press Box Phone:** .....(205) 226-4798  
**SID Contact:**.....Fred Sington  
**Office Phone:** .....(205) 226-7736  
**Fax Number:** .....(205) 226-3049  
**Email:** .....fsington@bsc.edu  
**Web Site:** .....www.bscsports.net

## COASTAL CAROLINA

**May 11 • Chapel Hill**  
**Location:** .....Conway, S.C.  
**Nickname:** .....Chanticleers  
**Conference:** .....Big South  
**Head Coach:**.....Gary Gilmore (Coastal Carolina '80)  
**Office Phone:** .....(843) 349-2816  
**2004 Record (Conf.):** .....40-23 (16-8)  
**Press Box Phone:** .....N/A  
**SID Contact:** .....Kent Reichert  
**Office Phone:** .....(843) 349-2840  
**Fax Number:** .....(843) 349-2819  
**Email:** .....kreicher@coastal.edu  
**Web Site:** .....www.coastal.edu/athletics

## DAVIDSON

**April 12 • Chapel Hill**  
**Location:** .....Davidson, N.C.  
**Nickname:** .....Wildcats  
**Conference:** .....Southern  
**Head Coach:** ..Dick Cooke (Richmond '78)  
**Office Phone:** .....(704) 894-2368  
**2004 Record (Conf.):** .....20-33 (13-17)  
**Press Box Phone:** .....(704) 894-2740  
**SID Contact:** .....Rick Bender  
**Office Phone:** .....(704) 894-2123  
**Fax Number:** .....(704) 894-2636  
**Email:** .....ribender@davidson.edu  
**Web Site:** .....www.davidson.edu

## EAST CAROLINA

**April 13 • Greenville, N.C.**  
**May 17 • Chapel Hill**  
**Location:** .....Greenville, N.C.  
**Nickname:** .....Pirates  
**Conference:** .....Conference USA  
**Head Coach:** ..Randy Mazey (Clemson '88)  
**Office Phone:** .....(252) 328-4604  
**2004 Record (Conf.):** .....51-13 (25-5)  
**Press Box Phone:** .....TBD  
**SID Contact:**.....Rob Dunning  
**Office Phone:** .....(252) 328-4522  
**Fax Number:** .....(252) 328-4528  
**Email:** .....dunningr@mail.edu.edu  
**Web Site:** .....www.ecupirates.com

## ELON

**April 6 • Chapel Hill**  
**Location:** .....Elon, N.C.  
**Nickname:** .....Phoenix  
**Conference:** .....Southern  
**Head Coach:** ..Mike Kennedy (Elon '91)  
**Office Phone:** .....(336) 278-6741  
**2004 Record (Conf.):** .....31-28(17-13)  
**Press Box Phone:** .....N/A  
**SID Contact:** .....Chris Rash  
**Office Phone:** .....(336) 278-6712  
**Fax Number:** .....(336) 278-6768  
**Email:** .....crash@elon.edu  
**Web Site:** .....www.elon.edu/athletics

## GARDNER-WEBB

**March 2 • Chapel Hill**  
**Location:** .....Boiling Springs, N.C.  
**Nickname:** .....Bulldogs  
**Conference:** .....Atlantic Sun  
**Head Coach:**..Rusty Stroupe (App. State '86)  
**Office Phone:** .....(704) 406-4420  
**2004 Record (Conf.):**.....32-25 (19-11)  
**Press Box Phone:** .....(704) 974-3662  
**SID Contact:** .....Marc Rabb  
**Office Phone:** .....(704) 406-4355  
**Fax Number:** .....(704) 406-3523  
**Email:** .....mrabb@gardner-webb.edu  
**Web Site:**.....www.gwusports.com

## HIGH POINT

**April 27 • Chapel Hill**  
**Location:** .....High Point, N.C.  
**Nickname:** .....Panthers  
**Conference:** .....Big South  
**Head Coach:**..Sal Bando, Jr. (Okla. State '93)  
**Office Phone:** .....(336) 841-9190  
**2004 Record (Conf.):**.....11-44 (4-20)  
**Press Box Phone:** .....(336) 841-3077  
**SID Contact:** .....Lee Owen  
**Office Phone:** .....(336) 841-4605  
**Fax Number:** .....(336) 841-9182  
**Email:** .....lowen@highpoint.edu  
**Web Site:** ..www.highpointpanthers.com

## MICHIGAN

**March 6 • Greenville, N.C.**  
**Location:** .....Ann Arbor, Mich.  
**Nickname:** .....Wolverines  
**Conference:** .....Big Ten  
**Head Coach:** ..Rich Maloney (WMU '86)  
**Office Phone:** .....(734) 647-4550  
**2004 Record (Conf.):** .....34-26 (19-13)  
**Press Box Phone:** .....(734) 647-1283  
**SID Contact:** .....Jim Schneider  
**Office Phone:** .....(734) 763-1381  
**Fax Number:** .....(734) 647-1188  
**Email:** .....schneids@umich.edu  
**Web Site:** .....www.mgoblue.com

## OHIO STATE

**March 4 • Greenville, N.C.**  
**Location:** .....Columbus, Ohio  
**Nickname:** .....Buckeyes  
**Conference:** .....Big 10  
**Head Coach:** ...Bob Todd (Missouri '71)  
**Office Phone:** .....(614) 292-1075  
**2004 Record (Conf.):** .....36-25 (19-12)  
**Press Box Phone:** .....(614) 292-0021  
**SID Contact:** .....Todd Lamb  
**Office Phone:** .....(614) 688-0343  
**Fax Number:** .....(614) 292-8547  
**Email:** .....lamb.8@osu.edu  
**Web Site:** ..www.ohiostatebuckeyes.com

## PRINCETON

**March 15, 16 • Chapel Hill**  
**Location:** .....Princeton, N.J.  
**Nickname:** .....Tigers  
**Conference:** .....Ivy League  
**Head Coach:** ..Scott Bradley (UNC '82)  
**Office Phone:** .....(609) 258-5059  
**2004 Record (Conf.):** .....28-20 (12-8)

**Press Box Phone:** .....(609) 258-4849  
**SID Contact:** .....Yariv Amir  
**Office Phone:** .....(609) 258-5701  
**Fax Number:** .....(609) 258-2399  
**Email:** .....yamir@princeton.edu  
**Web Site:** .....www.goprincetontigers.com

## SETON HALL

**Feb. 18, 19 and 20 • Chapel Hill**  
**Location:**.....South Orange, N.J.  
**Nickname:** .....Pirates  
**Conference:** .....Big East  
**Head Coach:**...Rob Sheppard (Seton Hall '92)  
**Office Phone:** .....(973) 761-9497  
**2004 Record (Conf.):** .....17-33-1 (9-17)  
**Press Box Phone:** .....N/A  
**SID Contact:** .....Jeff Mead  
**Office Phone:** .....(973) 761-9493  
**Fax Number:** .....(973) 761-9061  
**Email:** .....meadjeff@shu.edu  
**Web Site:** .....www.shupirates.com

## TOWSON

**March 22, 23 • Chapel Hill**  
**Location:** .....Towson, Md.  
**Nickname:** .....Tigers  
**Conference:** .....Colonial Athletic Assoc.  
**Head Coach:**...Mike Gottlieb (Towson '79)  
**Office Phone:** .....(410) 704-3775  
**2004 Record (Conf.):** .....17-35 (6-18)  
**SID Contact:**.....Dan O'Connell  
**Office Phone:** .....(410) 704-3102  
**Fax Number:** .....(410) 704-3861  
**Email:** .....doconnell@towson.edu  
**Web Site:**.....www.towsontigers.com

## UNC WILMINGTON

**Feb. 22 • Chapel Hill**  
**April 26 • Wilmington, N.C.**  
**Location:** .....Wilmington, N.C.  
**Nickname:** .....Seahawks  
**Conference:** .....Colonial Athletic Assoc.  
**Head Coach:** ...Mark Scalf (UNCW '80)  
**Office Phone:** .....(910) 962-3570  
**2004 Record (Conf.):** .....40-23 (17-6)  
**Press Box Phone:** .....(910) 395-5141  
**SID Contact:** .....Tom Riordan  
**Office Phone:** .....(910) 962-4099  
**Fax Number:** .....(910) 962-3686  
**Email:** .....riordant@uncw.edu  
**Web Site:**.....www.uncwsports.com

## VIRGINIA COMMONWEALTH

**April 20 • Chapel Hill**  
**Location:** .....Richmond, Va.  
**Nickname:** .....Rams  
**Conference:** .....Colonial Athletic Assoc.  
**Head Coach:** .....Paul Keyes (ODU '84)  
**Office Phone:** .....(804) 828-4820  
**2004 Record (Conf.):** .....34-24 (14-10)  
**Press Box Phone:** .....TBA  
**SID Contacts:** .....Niki DeSantis  
**Office Phone:** .....(804) 828-8818  
**Fax Number:** .....(804) 828-9428  
**Emails:** .....nedesantis@vcu.edu  
**Web Site:** .....vcurams.vcu.edu

## WINTHROP

**March 29 • Chapel Hill**  
**Location:** .....Rock Hill, S.C.  
**Nickname:** .....Eagles  
**Conference:** .....Big South  
**Head Coach:** .....Joe Hudak (Malone)  
**Office Phone:** .....(803) 323-6235  
**2004 Record (Conf.):** .....37-23 (16-8)  
**Press Box Phone:** (803) 323-2155/2114  
**SID Contacts:** .....Mike Baur  
**Office Phone:** .....(803) 323-6067  
**Fax Number:** .....(804) 323-2433  
**Emails:** .....baum@winthrop.edu  
**Web Site:**.....www.winthropeagles.com



## ACC TRADITION

Consistency. It is the mark of true excellence in any endeavor.

However, in today's intercollegiate athletics, competition has become so balanced and so competitive that it is virtually impossible to maintain a high level of consistency.

Yet the Atlantic Coast Conference has defied the odds. Now in its 52nd year of competition, the ACC has long enjoyed the reputation as one of the strongest and most competitive intercollegiate conferences in the nation. And that is not mere conjecture, the numbers support it.

Since the league's inception in 1953, ACC schools have captured 91 national championships, including 47 in women's competition and 44 in men's. In addition, NCAA individual titles have gone to ACC student-athletes 116 times in men's competition and 57 times in women's action.

The Wake Forest Demon Deacons captured the league's first national baseball title in 1954, just the second season of ACC base-

ball. One of the league's new members - Miami - has claimed four national hardball titles (1982, 1985, 1999, 2001) over the past 22 years.

The ACC has consistently infused Major League Baseball with talented players. The current 11 ACC schools have had 421 players selected in the MLB Draft since 1994, including 36 first round picks. The ACC has produced three number one overall picks in Florida State's Paul Wilson in 1994, Clemson's Kris Benson in 1996 and Miami's Pat Burrell in 1997.

Last year, six of the ACC's nine teams (67 percent) took part in NCAA Tournament play. It marked the second time in ACC history that six teams participated in the same NCAA Tournament. Over the last ten years, the current 11 ACC schools have made 62 NCAA Tournament appearances, winning 62 percent of their games (214-132) and making 18 trips to the College World Series.

For the 13th straight season, the ACC posted a non-conference winning percentage over 61 percent, winning 65 percent of the games played against non-conference opponents in 2004. The ACC was 192-105 a year ago, bettering the conference's record to 3199-1293-18 (.711) in non-league play since 1990.

October 17, 2003, Boston College accepted an invitation to become the league's 12th member starting with the 2005-06 academic year.

**When you support Carolina's 28 varsity sports programs through the Educational Foundation, you contribute to a Tar Heel student-athlete's academic and athletic success**

Your annual gift to the Educational Foundation makes you a part of the Tar Heels' achievements, athletically and in the classroom.

For information on joining the Educational Foundation or contributing to Carolina First, please call (919) 945-2000 or visit us on-line at [www.EducationalFoundation.com](http://www.EducationalFoundation.com)

