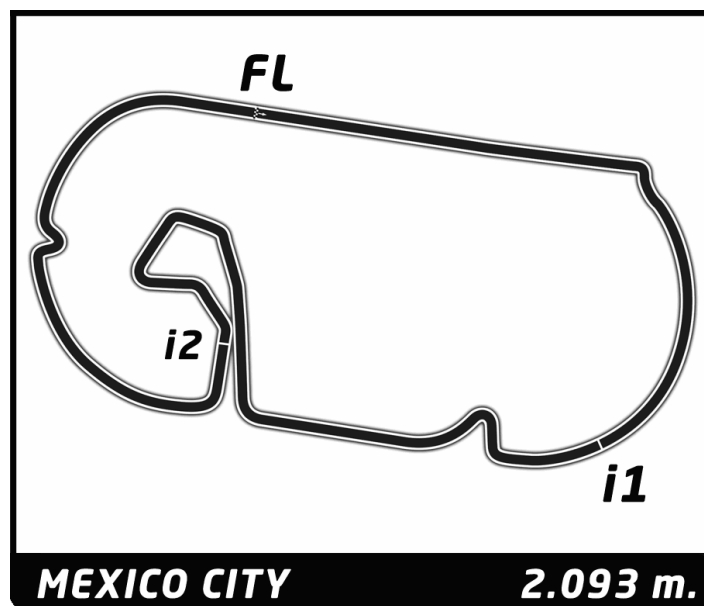
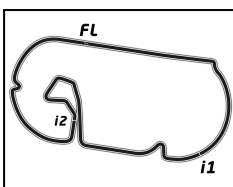


Round 4 - Mexico City

ePrix

FIA Formula E Championship
Results Booklet





FIA Formula E Championship

Round 4 - Mexico City ePrix

Shakedown

MEXICO CITY 2.093 m.

Classification

Official Timekeeper TAG Heuer

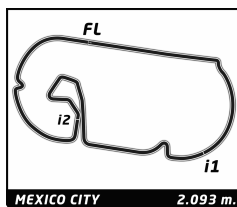
Nr.	Driver	Nat	Team	Car	Time	Lap	Total	Gap	Kph
1	2 Sam BIRD	GBR	DS Virgin Racing	DS Virgin DSV-02	1:08.737	5	6	-	109.6
2	20 Mitch EVANS	NZL	Panasonic Jaguar Racing	Jaguar I-Type 1	1:09.329	5	6	+0.592	108.7
3	88 Oliver TURVEY	GBR	NEXTEV NIO	NextEV TCR Formula 002	1:09.819	5	6	+1.082	107.9
4	7 Jérôme D'AMBROSIO	BEL	Faraday Future Dragon Racing	Penske 701-EV	1:09.875	4	6	+1.138	107.8
5	8 Nicolas PROST	FRA	Renault e.dams	Renault Z.E. 16	1:09.905	3	4	+1.168	107.8
6	6 Loïc DUVAL	FRA	Faraday Future Dragon Racing	Penske 701-EV	1:10.091	4	7	+1.354	107.5
7	28 Antonio Felix DA COSTA	PRT	Andretti Formula E	Andretti ATEC-02	1:10.234	5	6	+1.497	107.3
8	37 José María LOPEZ	ARG	DS Virgin Racing	DS Virgin DSV-02	1:10.521	5	6	+1.784	106.8
9	5 Maro ENGEL	DEU	Venturi Formula E Team	Venturi VM200-FE-02	1:10.598	5	6	+1.861	106.7
10	19 Felix ROSENQVIST	SWE	Mahindra Racing	Mahindra M3Electro	1:10.732	4	6	+1.995	106.5
11	47 Adam CARROLL	GBR	Panasonic Jaguar Racing	Jaguar I-Type 1	1:10.831	5	6	+2.094	106.4
12	11 Lucas DI GRASSI	BRA	ABT Schaeffler Audi Sport	ABT Schaeffler FE02	1:10.907	5	6	+2.170	106.3
13	3 Nelson PIQUET JR	BRA	NEXTEV NIO	NextEV TCR Formula 002	1:10.956	3	6	+2.219	106.2
14	25 Jean-Eric VERGNE	FRA	TECHEETAH	Renault Z.E. 16	1:11.170	4	6	+2.433	105.9
15	23 Nick HEIDFELD	DEU	Mahindra Racing	Mahindra M3Electro	1:11.230	2	6	+2.493	105.8
16	66 Daniel ABT	DEU	ABT Schaeffler Audi Sport	ABT Schaeffler FE02	1:11.843	5	6	+3.106	104.9
17	4 Stéphane SARRAZIN	FRA	Venturi Formula E Team	Venturi VM200-FE-02	1:12.495	5	6	+3.758	103.9
18	33 Esteban GUTIÉRREZ	MEX	TECHEETAH	Renault Z.E.16	1:13.230	4	6	+4.493	102.9
19	27 Robin FRUJNS	NLD	Andretti Formula E	Andretti ATEC-02	1:13.276	4	6	+4.539	102.8
20	9 Sébastien BUEMI	CHE	Renault e.dams	Renault Z.E. 16			2		

Fastest Lap	Lap 5	Sam BIRD	1:08.737	109.6 Kph
--------------------	-------	----------	-----------------	-----------

Published at:

Track Status: **DRY**

Race Director:	Timekeeper:
-----------------------	--------------------



FIA Formula E Championship

Round 4 - Mexico City ePrix

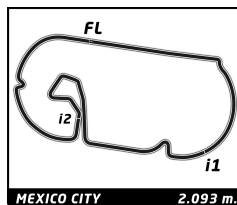
Shakedown

MEXICO CITY 2.093 m

Best Sector Times

Official Timekeeper

SECTOR 1			SECTOR 2			SECTOR 3			Pos	Driver	Ideal Lap	Best Lap
Pos	Driver	Time	Driver	Time	Driver	Time						
1	2 S.BIRD	16.958	2 S.BIRD	30.521	5 M.ENGEL	21.192	1	2 S.BIRD	1:08.737	1:08.737	(1)	
2	28 A.DA COSTA	17.090	5 M.ENGEL	30.771	2 S.BIRD	21.258	2	20 M.EVANS	1:09.311	1:09.329	(2)	
3	20 M.EVANS	17.108	7 J.DAMBROSIO	30.835	8 N.PROST	21.301	3	7 J.DAMBROSIO	1:09.411	1:09.875	(4)	
4	6 L.DUVAL	17.126	20 M.EVANS	30.878	20 M.EVANS	21.325	4	5 M.ENGEL	1:09.633	1:10.598	(9)	
5	7 J.DAMBROSIO	17.142	8 N.PROST	30.977	6 L.DUVAL	21.374	5	3 N.PIQUET JR	1:09.661	1:10.956	(13)	
6	3 N.PIQUET JR	17.262	3 N.PIQUET JR	30.984	3 N.PIQUET JR	21.415	6	88 O.TURVEY	1:09.793	1:09.819	(3)	
7	37 J.LOPEZ	17.264	88 O.TURVEY	30.985	7 J.DAMBROSIO	21.434	7	8 N.PROST	1:09.797	1:09.905	(5)	
8	88 O.TURVEY	17.312	23 N.HEIDFELD	31.136	23 N.HEIDFELD	21.475	8	6 LDUVAL	1:09.874	1:10.091	(6)	
9	47 A.CARROLL	17.478	19 F.ROSENQVIST	31.183	19 F.ROSENQVIST	21.490	9	28 A.DA COSTA	1:09.951	1:10.234	(7)	
10	25 J.VERGNE	17.500	11 L.DI GRASSI	31.192	88 O.TURVEY	21.496	10	23 N.HEIDFELD	1:10.150	1:11.230	(15)	
11	8 N.PROST	17.519	28 A.DA COSTA	31.301	28 A.DA COSTA	21.560	11	11 L.DI GRASSI	1:10.366	1:10.907	(12)	
12	11 L.DI GRASSI	17.526	47 A.CARROLL	31.302	11 L.DI GRASSI	21.648	12	19 F.ROSENQVIST	1:10.367	1:10.732	(10)	
13	23 N.HEIDFELD	17.539	27 R.FRIJNS	31.319	47 A.CARROLL	21.759	13	37 J.LOPEZ	1:10.521	1:10.521	(8)	
14	5 M.ENGEL	17.670	6 L.DUVAL	31.374	37 J.LOPEZ	21.833	14	47 A.CARROLL	1:10.539	1:10.831	(11)	
15	19 F.ROSENQVIST	17.694	33 E.GUTIÉRREZ	31.422	66 D.ABT	21.834	15	25 J.VERGNE	1:11.103	1:11.170	(14)	
16	33 E.GUTIÉRREZ	17.734	37 J.LOPEZ	31.424	4 S.SARRAZIN	21.938	16	27 R.FRIJNS	1:11.242	1:13.276	(19)	
17	27 R.FRIJNS	17.974	25 J.VERGNE	31.575	27 R.FRIJNS	21.949	17	66 D.ABT	1:11.843	1:11.843	(16)	
18	66 D.ABT	18.001	4 S.SARRAZIN	31.968	25 J.VERGNE	22.028	18	33 E.GUTIÉRREZ	1:11.877	1:13.230	(18)	
19	4 S.SARRAZIN	18.129	66 D.ABT	32.008	33 E.GUTIÉRREZ	22.721	19	4 S.SARRAZIN	1:12.035	1:12.495	(17)	
20	9 S.BUEMI	2:22.563	9 S.BUEMI	34.257	9 S.BUEMI	27.124	20	9 S.BUEMI	3:23.944			



FIA Formula E Championship

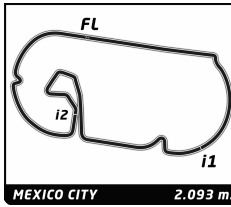
Round 4 - Mexico City ePrix

Shakedown

MEXICO CITY 2.093 m. **Fastest Lap Sequence**

Official Timekeeper 

Practice Time	Driver	Team	Car	Time	Kph	Lap
2:54.646	4 Stéphane SARRAZIN	Venturi Formula E Team	Venturi VM200-FE-02	1:16.271	98.8	2
6:12.691	11 Lucas DI GRASSI	ABT Schaeffler Audi Sport	ABT Schaeffler FE02	1:12.210	104.3	2
7:32.062	25 Jean-Eric VERGNE	TECHEETAH	Renault Z.E. 16	1:11.170	105.9	4
10:37.193	11 Lucas DI GRASSI	ABT Schaeffler Audi Sport	ABT Schaeffler FE02	1:10.907	106.3	5
12:08.406	6 Loïc DUVAL	Faraday Future Dragon Racing	Penske 701-EV	1:10.091	107.5	4
19:35.747	20 Mitch EVANS	Panasonic Jaguar Racing	Jaguar I-Type 1	1:09.329	108.7	5
22:40.938	2 Sam BIRD	DS Virgin Racing	DS Virgin DSV-02	1:09.230	108.8	4
23:49.675	2 Sam BIRD	DS Virgin Racing	DS Virgin DSV-02	1:08.737	109.6	5



FIA Formula E Championship

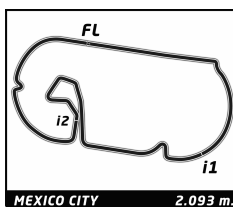
Round 4 - Mexico City ePrix

Shakedown

Analysis

Official Timekeeper

Lap	C	Time	Sector 1	Sector 2	Sector 3	Kph	Elapsed	Lap	Time	Sector 1	Sector 2	Sector 3	Kph	Elapsed	
2		Sam BIRD (GBR) DS Virgin Racing / DS Virgin DSV-02							8		Nicolas PROST (FRA) Renault e.dams / Renault Z.E. 16				
1	B	9:41.533	8:44.321	33.741	23.471	13.0	9:41.533	1	A	9:00.748 B	8:02.808	32.020	25.920	13.9	9:00.748
2	B	1:14.526 B	17.481	31.338	25.707	101.1	10:56.059	2	B	12:22.180	...	34.124	22.002	10.2	21:22.928
3	A	10:35.649	9:38.213	34.096	23.340	11.9	21:31.708	3	B	1:09.905	17.521	31.083	21.301	107.8	22:32.833
4	A	1:09.230	17.184	30.551	21.495	108.8	22:40.938	4	B	1:13.619 B	17.519	30.977	25.123	102.3	23:46.452
5	A	1:08.737	16.958	30.521	21.258	109.6	23:49.675								
6	A	1:15.917 B	19.246	31.287	25.384	99.3	25:05.592								
3		Nelson PIQUET JR (BRA) NEXTEV NIO / NextEV TCR Formula 002							9		Sébastien BUEMI (CHE) Renault e.dams / Renault Z.E. 16				
1	A	2:43.717 B	1:39.603	35.815	28.299	46.0	2:43.717	1	A	1:26.184 B	20.277	36.582	29.325	87.4	1:26.184
2	B	20:05.634	...	32.887	22.243	6.2	22:49.351	2	B	3:23.944 B	2:22.563	34.257	27.124	36.9	4:50.128
3	B	1:10.956	17.558	31.353	22.045	106.2	24:00.307								
4	B	1:21.092	28.081	31.323	21.688	92.9	25:21.399								
5	B	1:19.825	26.696	31.714	21.415	94.4	26:41.224								
6	B	1:13.513 B	17.262	30.984	25.267	102.5	27:54.737								
4		Stéphane SARRAZIN (FRA) Venturi Formula E Team / Venturi VM200-FE-02							11		Lucas DI GRASSI (BRA) ABT Schaeffler Audi Sport / ABT Schaeffler FE02				
1	A	1:38.375	35.651	37.978	24.746	76.6	1:38.375	1	A	5:00.481	4:04.135	33.587	22.759	25.1	5:00.481
2	A	1:16.271	19.068	34.383	22.820	98.8	2:54.646	2	A	1:12.210	18.168	32.057	21.985	104.3	6:12.691
3	A	1:20.811 B	18.619	34.408	27.784	93.2	4:15.457	3	A	1:16.255 B	17.839	31.739	26.677	98.8	7:28.946
4	B	17:58.595	...	37.103	22.949	7.0	22:14.052	4	B	1:57.340	1:04.323	31.192	21.825	64.2	9:26.286
5	B	1:12.495	18.298	32.259	21.938	103.9	23:26.547	5	B	1:10.907	17.667	31.592	21.648	106.3	10:37.193
6	B	1:15.578 B	18.129	31.968	25.481	99.7	24:42.125	6	B	1:14.219 B	17.526	31.403	25.290	101.5	11:51.412
5		Maro ENGEL (DEU) Venturi Formula E Team / Venturi VM200-FE-02							19		Felix ROSENQVIST (SWE) Mahindra Racing / Mahindra M3Electro				
1	B	12:53.865	...	32.670	21.192	9.7	12:53.865	1	A	6:58.154	6:01.689	33.586	22.879	18.0	6:58.154
2	B	1:11.124	17.938	31.348	21.838	105.9	14:04.989	2	A	1:15.484 B	17.858	31.455	26.171	99.8	8:13.638
3	B	1:17.510 B	17.670	32.061	27.779	97.2	15:22.499	3	B	8:37.832	7:42.390	32.275	23.167	14.6	16:51.470
4	A	2:02.234	1:05.406	34.955	21.873	61.6	17:24.733	4	B	1:10.732	17.694	31.548	21.490	106.5	18:02.202
5	A	1:10.598	17.762	30.771	22.065	106.7	18:35.331	5	B	1:14.240 B	17.726	31.183	25.331	101.5	19:16.442
6	A	1:15.562 B	17.774	31.948	25.840	99.7	19:50.893	6	A	2:33.217 B	1:07.206	49.514	36.497	49.2	21:49.659
6		Loïc DUVAL (FRA) Faraday Future Dragon Racing / Penske 701-EV							20		Mitch EVANS (NZL) Panasonic Jaguar Racing / Jaguar I-Type 1				
1	B	4:08.514	3:11.237	34.805	22.472	30.3	4:08.514	1	A	6:00.610	4:56.404	39.966	24.240	20.9	6:00.610
2	B	1:16.754 B	17.827	32.486	26.441	98.2	5:25.268	2	A	1:17.755 B	18.283	32.646	26.826	96.9	7:18.365
3	A	5:33.047	4:34.595	32.240	26.212	22.6	10:58.315	3	B	9:57.858	8:57.223	37.260	23.375	12.6	17:16.223
4	A	1:10.091	17.343	31.374	21.374	107.5	12:08.406	4	B	1:10.195	17.474	31.030	21.691	107.3	18:26.418
5	A	1:12.805	17.126	33.575	22.104	103.5	13:21.211	5	B	1:09.329	17.126	30.878	21.325	108.7	19:35.747
6	A	1:10.228	17.207	31.520	21.501	107.3	14:31.439	6	B	1:14.008 B	17.108	31.147	25.753	101.8	20:49.755
7	A	1:20.406 B	19.588	34.415	26.403	93.7	15:51.845								
7		Jérôme D'AMBROSIO (BEL) Faraday Future Dragon Racing / Penske 701-EV							23		Nick HEIDFELD (DEU) Mahindra Racing / Mahindra M3Electro				
1	A	6:48.950	5:54.270	32.838	21.842	18.4	6:48.950	1	B	8:14.702	7:17.463	32.095	25.144	15.2	8:14.702
2	A	1:16.731 B	18.076	31.676	26.979	98.2	8:05.681	2	B	1:11.230	17.740	31.418	22.072	105.8	9:25.932
3	B	12:52.817	...	32.069	21.709	9.7	20:58.498	3	B	1:14.817 B	17.539	31.136	26.142	100.7	10:40.749
4	B	1:09.875	17.222	31.164	21.489	107.8	22:08.373	4	A	2:06.451 B	1:04.536	35.441	26.474	59.6	12:47.200
5	B	1:10.178	17.142	31.602	21.434	107.4	23:18.551	5	A	10:49.599	9:56.908	31.216	21.475	11.6	23:36.799
6	B	1:14.738 B	17.499	30.835	26.404	100.8	24:33.289	6	A	1:24.037 B	26.360	31.150	26.527	89.7	25:00.836
8		Jean-Eric VERGNE (FRA) TECHEETAH / Renault Z.E. 16							25		Jean-Eric VERGNE (FRA) Renault Z.E. 16				
1	B	3:46.729	2:18.647	1:01.380	26.702	33.2	3:46.729	1	B	3:46.729	2:18.647	1:01.380	26.702	33.2	3:46.729
2	B	1:18.859	20.963	34.025	23.871	95.5	5:05.588	2	B	1:18.859	20.963	34.025	23.871	95.5	5:05.588
3	B	1:15.304	18.600	34.089	22.615	100.1	6:20.892	3	B	1:15.304	18.600	34.089	22.615	100.1	6:20.892
4	B	1:11.170	17.567	31.575	22.028	105.9	7:32.062	4	B	1:11.170	17.567	31.575	22.028	105.9	7:32.062



FIA Formula E Championship

Round 4 - Mexico City ePrix

Shakedown

Analysis

Official Timekeeper TAGHeuer

Lap	C	Time	Sector 1	Sector 2	Sector 3	Kph	Elapsed	Lap	Time	Sector 1	Sector 2	Sector 3	Kph	Elapsed	
5	B	1:16.354 B	17.500	31.718	27.136	98.7	8:48.416	6	A	1:18.502 B	18.113	33.842	26.547	96.0	13:14.635
6	A	9:26.436 B	8:28.755	31.814	25.867	13.3	18:14.852								

27		Robin FRUJNS		NLD			
		Andretti Formula E		Andretti ATEC-02			
1	A	6:33.652 B	5:20.153	38.920	34.579	19.1	6:33.652
2	B	7:12.442 B	5:56.714	36.846	38.882	17.4	13:46.094
3	B	4:52.940	3:58.852	32.131	21.957	25.7	18:39.034
4	B	1:13.276	18.729	32.598	21.949	102.8	19:52.310
5	B	1:14.904 B	17.974	31.319	25.611	100.6	21:07.214
6	A	5:29.191 B	4:31.255	32.040	25.896	22.9	26:36.405

28		Antonio Felix DA COSTA		PRT			
		Andretti Formula E		Andretti ATEC-02			
1	A	6:32.313	5:33.194	36.019	23.100	19.2	6:32.313
2	A	1:17.001 B	18.075	32.473	26.453	97.9	7:49.314
3	B	11:36.758	...	33.274	21.910	10.8	19:26.072
4	B	1:11.381	17.623	31.515	22.243	105.6	20:37.453
5	B	1:10.234	17.360	31.314	21.560	107.3	21:47.687
6	B	1:13.645 B	17.090	31.301	25.254	102.3	23:01.332

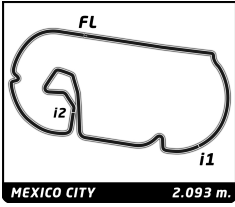
33		Esteban GUTIÉRREZ		MEX			
		TECHEETAH		Renault Z.E.16			
1	B	2:03.861	1:02.170	35.732	25.959	60.8	2:03.861
2	B	1:25.702 B	21.245	34.030	30.427	87.9	3:29.563
3	A	9:55.528	8:54.058	37.571	23.899	12.7	13:25.091
4	A	1:13.230	17.976	32.533	22.721	102.9	14:38.321
5	A	1:14.754	19.596	32.415	22.743	100.8	15:53.075
6	A	1:16.102 B	17.734	31.422	26.946	99.0	17:09.177

37		José Maria LOPEZ		ARG			
		DS Virgin Racing		DS Virgin DSV-02			
1	B	6:30.457	5:27.194	36.769	26.494	19.3	6:30.457
2	B	1:22.271 B	18.380	33.702	30.189	91.6	7:52.728
3	A	13:52.656	...	35.414	23.931	9.0	21:45.384
4	A	1:11.595	17.542	31.855	22.198	105.2	22:56.979
5	A	1:10.521	17.264	31.424	21.833	106.8	24:07.500
6	A	1:19.369 B	17.380	31.670	30.319	94.9	25:26.869

47		Adam CARROLL		GBR			
		Panasonic Jaguar Racing		Jaguar I-Type 1			
1	A	6:04.585	5:05.534	35.048	24.003	20.7	6:04.585
2	A	1:18.250 B	19.206	32.663	26.381	96.3	7:22.835
3	B	13:53.361	...	33.576	22.439	9.0	21:16.196
4	B	1:12.373	18.896	31.489	21.988	104.1	22:28.569
5	B	1:10.831	17.770	31.302	21.759	106.4	23:39.400
6	B	1:15.266 B	17.478	31.981	25.807	100.1	24:54.666

66		Daniel ABT		DEU			
		ABT Schaeffler Audi Sport		ABT Schaeffler FE02			
1	B	4:04.183	3:05.161	36.024	22.998	30.9	4:04.183
2	B	1:16.497	21.514	32.345	22.638	98.5	5:20.680
3	B	1:18.608 B	18.308	32.459	27.841	95.9	6:39.288
4	A	4:05.002	3:09.045	33.572	22.385	30.8	10:44.290
5	A	1:11.843	18.001	32.008	21.834	104.9	11:56.133

88		Oliver TURVEY		GBR			
		NEXTEV NIO		NextEV TCR Formula 002			
1	A	4:03.569	3:03.303	36.625	23.641	30.9	4:03.569
2	A	1:17.433 B	18.444	32.644	26.345	97.3	5:21.002
3	B	17:21.322	...	34.196	23.447	7.2	22:42.324
4	B	1:10.667	17.604	31.567	21.496	106.6	23:52.991
5	B	1:09.819	17.312	30.985	21.522	107.9	25:02.810
6	B	1:14.891 B	17.496	31.481	25.914	100.6	26:17.701

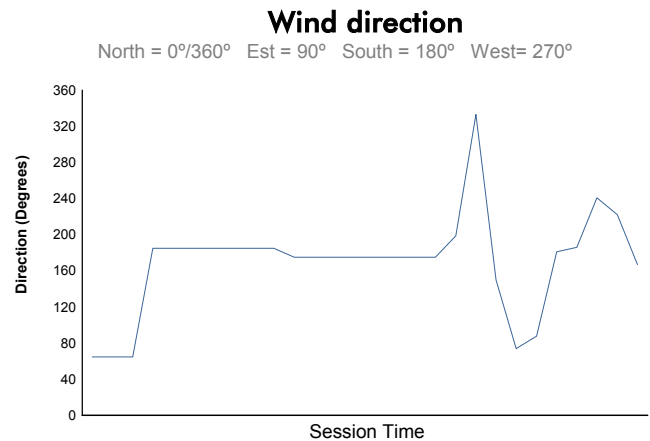
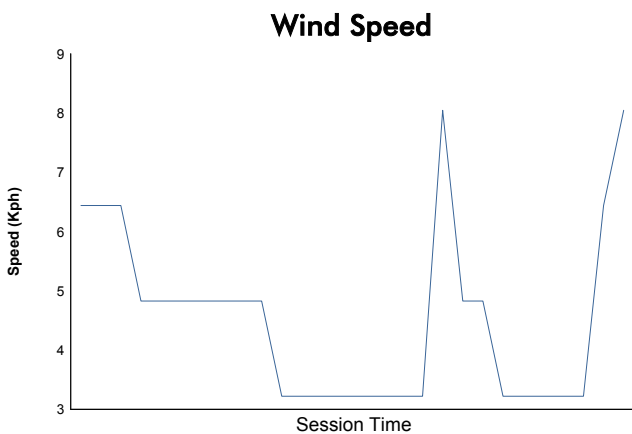
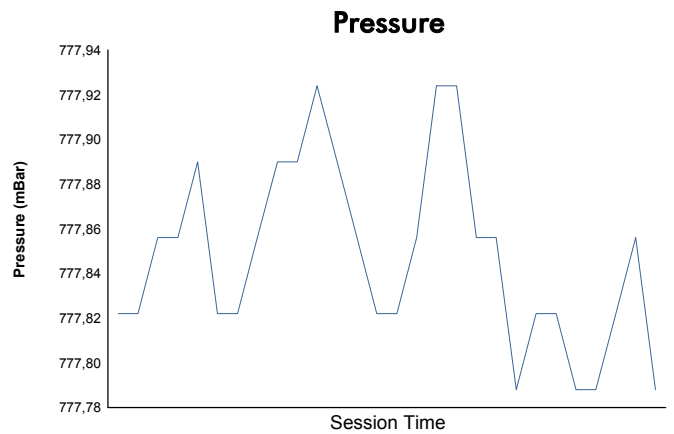
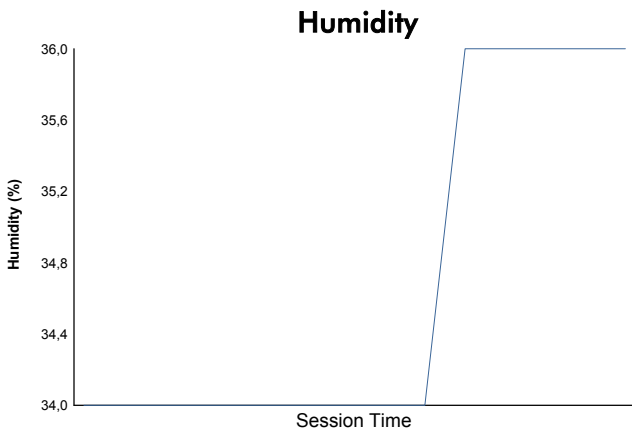
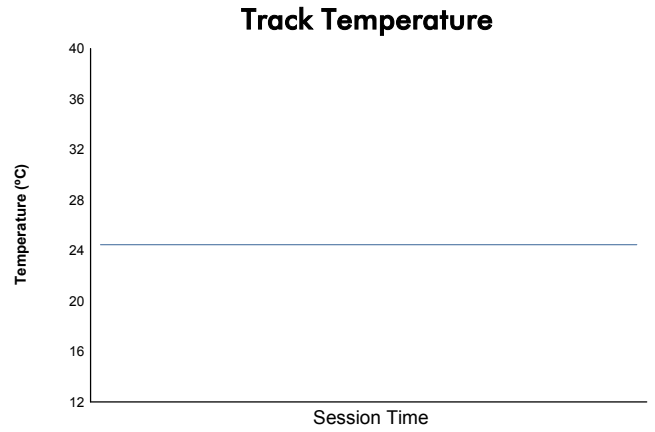
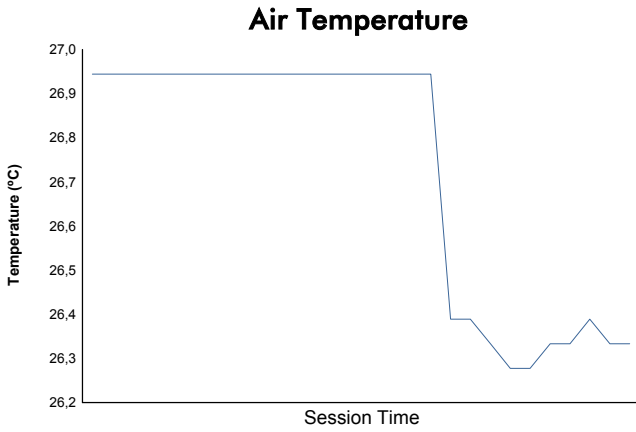


Round 4 - Mexico City ePrix

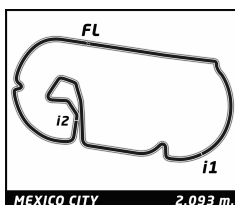
FIA Formula E Championship
Shakedown

Weather Report

Official Timekeeper TAG Heuer



Track Status: **DRY**



FIA Formula E Championship

Round 4 - Mexico City ePrix

Non Qualifying Practice 1

MEXICO CITY 2.093 m.

Classification

Official Timekeeper TAG Heuer

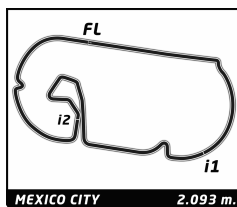
Nr.	Driver	Nat	Team	Car	Time	Lap	Total	Gap	Kph
1	9 Sébastien BUEMI	CHE	Renault e.dams	Renault Z.E. 16	1:02.222	25	29	-	121.1
2	6 Loïc DUVAL	FRA	Faraday Future Dragon Racing	Penske 701-EV	1:02.727	20	27	+0.505	120.1
3	7 Jérôme D'AMBROSIO	BEL	Faraday Future Dragon Racing	Penske 701-EV	1:02.923	19	22	+0.701	119.7
4	25 Jean-Eric VERGNE	FRA	TECHEETAH	Renault Z.E. 16	1:03.224	24	29	+1.002	119.2
5	27 Robin FRUJNS	NLD	Andretti Formula E	Andretti ATEC-02	1:03.319	21	29	+1.097	119.0
6	2 Sam BIRD	GBR	DS Virgin Racing	DS Virgin DSV-02	1:03.405	20	26	+1.183	118.8
7	4 Stéphane SARRAZIN	FRA	Venturi Formula E Team	Venturi VM200-FE-02	1:03.421	22	29	+1.199	118.8
8	11 Lucas DI GRASSI	BRA	ABT Schaeffler Audi Sport	ABT Schaeffler FE02	1:03.462	30	32	+1.240	118.7
9	66 Daniel ABT	DEU	ABT Schaeffler Audi Sport	ABT Schaeffler FE02	1:03.578	32	32	+1.356	118.5
10	20 Mitch EVANS	NZL	Panasonic Jaguar Racing	Jaguar I-Type 1	1:03.621	18	28	+1.399	118.4
11	19 Felix ROSENQVIST	SWE	Mahindra Racing	Mahindra M3Electro	1:03.706	29	29	+1.484	118.3
12	8 Nicolas PROST	FRA	Renault e.dams	Renault Z.E. 16	1:03.761	20	27	+1.539	118.2
13	37 José Maria LOPEZ	ARG	DS Virgin Racing	DS Virgin DSV-02	1:03.807	19	27	+1.585	118.1
14	23 Nick HEIDFELD	DEU	Mahindra Racing	Mahindra M3Electro	1:03.841	26	29	+1.619	118.0
15	3 Nelson PIQUET JR	BRA	NEXTEV NIO	NextEV TCR Formula 002	1:03.934	21	33	+1.712	117.9
16	88 Oliver TURVEY	GBR	NEXTEV NIO	NextEV TCR Formula 002	1:04.052	33	33	+1.830	117.6
17	28 Antonio Felix DA COSTA	PRT	Andretti Formula E	Andretti ATEC-02	1:04.117	32	32	+1.895	117.5
18	5 Maro ENGEL	DEU	Venturi Formula E Team	Venturi VM200-FE-02	1:04.330	10	27	+2.108	117.1
19	33 Esteban GUTIERREZ	MEX	TECHEETAH	Renault Z.E. 16	1:04.335	34	34	+2.113	117.1
20	47 Adam CARROLL	GBR	Panasonic Jaguar Racing	Jaguar I-Type 1	1:04.700	25	26	+2.478	116.5

Fastest Lap	Lap 25	Sébastien BUEMI	1:02.222	121.1 Kph
--------------------	--------	-----------------	-----------------	-----------

Published at:

Track Status: **DRY**

Race Director:	Timekeeper:
-----------------------	--------------------



FIA Formula E Championship

Round 4 - Mexico City ePrix

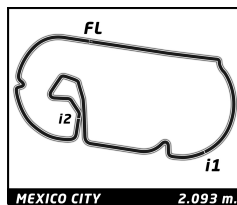
Non Qualifying Practice 1

MEXICO CITY 2.093 m

Best Sector Times

Official Timekeeper TAG Heuer

SECTOR 1			SECTOR 2		SECTOR 3		Pos	Driver	Ideal Lap	Best Lap
Pos	Driver	Time	Driver	Time	Driver	Time				
1	20 M.EVANS	14.592	25 J.VERGNE	28.296	9 S.BUEMI	19.177	1	9 S.BUEMI	1:02.222	1:02.222 (1)
2	9 S.BUEMI	14.610	9 S.BUEMI	28.435	7 J.DAMBROSIO	19.211	2	6 L.DUVAL	1:02.727	1:02.727 (2)
3	6 L.DUVAL	14.673	37 J.LOPEZ	28.600	6 L.DUVAL	19.266	3	20 M.EVANS	1:02.778	1:03.621 (10)
4	7 J.DAMBROSIO	14.784	19 F.ROSENQVIST	28.675	20 M.EVANS	19.336	4	7 J.DAMBROSIO	1:02.882	1:02.923 (3)
5	4 S.SARRAZIN	14.898	2 S.BIRD	28.682	27 R.FRIJNS	19.353	5	25 J.VERGNE	1:02.949	1:03.224 (4)
6	8 N.PROST	15.016	11 L.DI GRASSI	28.697	25 J.VERGNE	19.358	6	27 R.FRIJNS	1:03.179	1:03.319 (5)
7	37 J.LOPEZ	15.044	23 N.HEIDFELD	28.756	4 S.SARRAZIN	19.383	7	37 J.LOPEZ	1:03.241	1:03.807 (13)
8	27 R.FRIJNS	15.048	66 D.ABT	28.774	66 D.ABT	19.492	8	2 S.BIRD	1:03.372	1:03.405 (6)
9	11 L.DI GRASSI	15.106	27 R.FRIJNS	28.778	3 N.PIQUET JR	19.506	9	11 L.DI GRASSI	1:03.378	1:03.462 (8)
10	2 S.BIRD	15.171	6 L.DUVAL	28.788	2 S.BIRD	19.519	10	4 S.SARRAZIN	1:03.421	1:03.421 (7)
11	19 F.ROSENQVIST	15.191	20 M.EVANS	28.850	11 L.DI GRASSI	19.575	11	8 N.PROST	1:03.505	1:03.761 (12)
12	3 N.PIQUET JR	15.201	8 N.PROST	28.868	37 J.LOPEZ	19.597	12	66 D.ABT	1:03.531	1:03.578 (9)
13	28 A.DA COSTA	15.221	7 J.DAMBROSIO	28.887	88 O.TURVEY	19.598	13	19 F.ROSENQVIST	1:03.592	1:03.706 (11)
14	33 E.GUTIERREZ	15.228	28 A.DA COSTA	28.910	8 N.PROST	19.621	14	23 N.HEIDFELD	1:03.617	1:03.841 (14)
15	88 O.TURVEY	15.229	5 M.ENGEL	28.945	23 N.HEIDFELD	19.623	15	3 N.PIQUET JR	1:03.696	1:03.934 (15)
16	23 N.HEIDFELD	15.238	47 A.CARROLL	28.980	28 A.DA COSTA	19.687	16	28 A.DA COSTA	1:03.818	1:04.117 (17)
17	66 D.ABT	15.265	3 N.PIQUET JR	28.989	33 E.GUTIERREZ	19.713	17	88 O.TURVEY	1:03.976	1:04.052 (16)
18	25 J.VERGNE	15.295	4 S.SARRAZIN	29.140	19 F.ROSENQVIST	19.726	18	33 E.GUTIERREZ	1:04.095	1:04.335 (19)
19	47 A.CARROLL	15.338	88 O.TURVEY	29.149	5 M.ENGEL	19.834	19	5 M.ENGEL	1:04.288	1:04.330 (18)
20	5 M.ENGEL	15.509	33 E.GUTIERREZ	29.154	47 A.CARROLL	19.983	20	47 A.CARROLL	1:04.301	1:04.700 (20)



FIA Formula E Championship

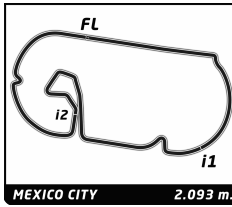
Round 4 - Mexico City ePrix

Non Qualifying Practice 1

Fastest Lap Sequence

Official Timekeeper 

Practice Time	Driver	Team	Car	Time	Kph	Lap
2:34.266	9 Sébastien BUEMI	Renault e.dams	Renault Z.E. 16	1:07.601	111.5	2
2:34.799	8 Nicolas PROST	Renault e.dams	Renault Z.E. 16	1:07.125	112.3	2
2:41.245	23 Nick HEIDFELD	Mahindra Racing	Mahindra M3Electro	1:06.245	113.7	2
2:46.506	20 Mitch EVANS	Panasonic Jaguar Racing	Jaguar I-Type 1	1:06.108	114.0	2
3:39.636	9 Sébastien BUEMI	Renault e.dams	Renault Z.E. 16	1:05.370	115.3	3
4:30.699	25 Jean-Eric VERGNE	TECHEETAH	Renault Z.E. 16	1:05.325	115.3	3
4:46.976	8 Nicolas PROST	Renault e.dams	Renault Z.E. 16	1:05.177	115.6	4
5:02.131	20 Mitch EVANS	Panasonic Jaguar Racing	Jaguar I-Type 1	1:05.138	115.7	4
7:42.621	11 Lucas DI GRASSI	ABT Schaeffler Audi Sport	ABT Schaeffler FE02	1:04.961	116.0	6
7:47.145	20 Mitch EVANS	Panasonic Jaguar Racing	Jaguar I-Type 1	1:04.576	116.7	6
7:58.011	6 Loïc DUVAL	Faraday Future Dragon Racing	Penske 701-EV	1:04.419	117.0	6
10:02.982	11 Lucas DI GRASSI	ABT Schaeffler Audi Sport	ABT Schaeffler FE02	1:04.250	117.3	8
18:47.686	11 Lucas DI GRASSI	ABT Schaeffler Audi Sport	ABT Schaeffler FE02	1:04.106	117.5	16
20:13.166	37 José Maria LOPEZ	DS Virgin Racing	DS Virgin DSV-02	1:03.851	118.0	12
23:57.556	25 Jean-Eric VERGNE	TECHEETAH	Renault Z.E. 16	1:03.606	118.5	15
27:58.134	9 Sébastien BUEMI	Renault e.dams	Renault Z.E. 16	1:03.594	118.5	18
30:46.897	25 Jean-Eric VERGNE	TECHEETAH	Renault Z.E. 16	1:03.533	118.6	21
35:50.023	27 Robin FRUJNS	Andretti Formula E	Andretti ATEC-02	1:03.319	119.0	21
37:24.345	6 Loïc DUVAL	Faraday Future Dragon Racing	Penske 701-EV	1:02.727	120.1	20
41:15.624	9 Sébastien BUEMI	Renault e.dams	Renault Z.E. 16	1:02.222	121.1	25



FIA Formula E Championship

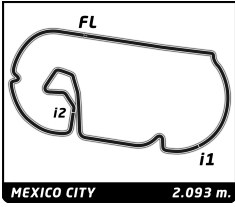
Round 4 - Mexico City ePrix

Non Qualifying Practice 1

Analysis

Official Timekeeper TAGHeuer

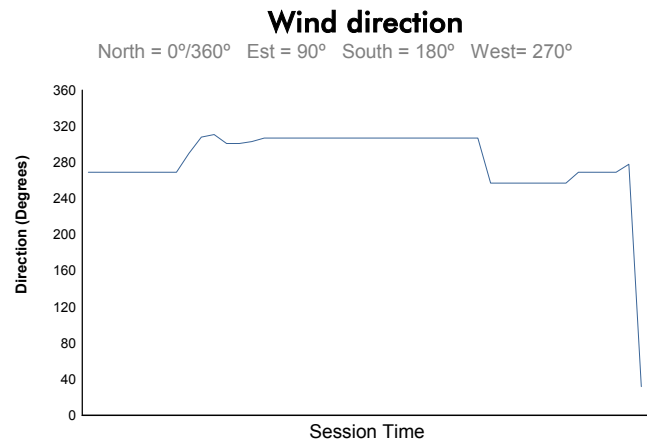
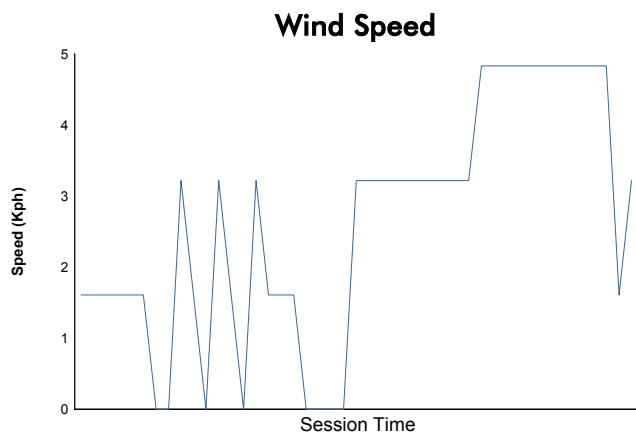
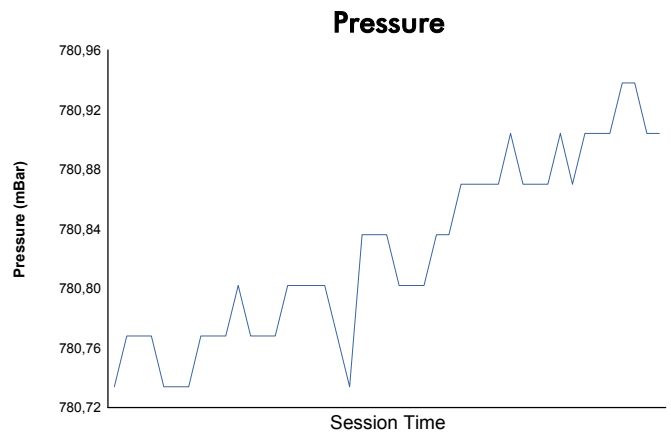
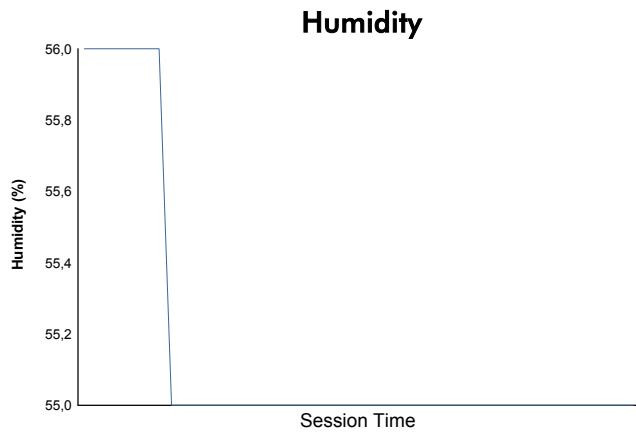
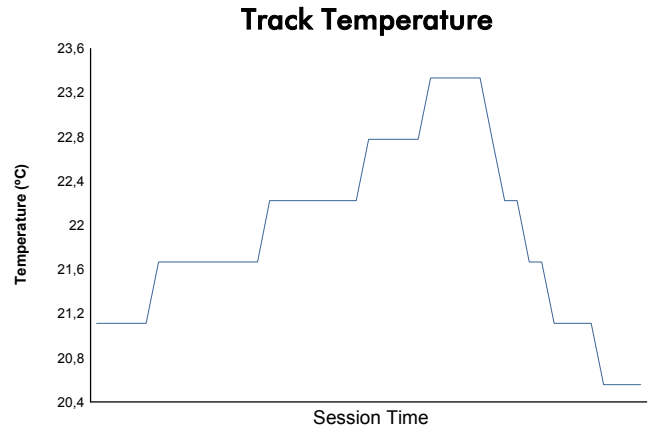
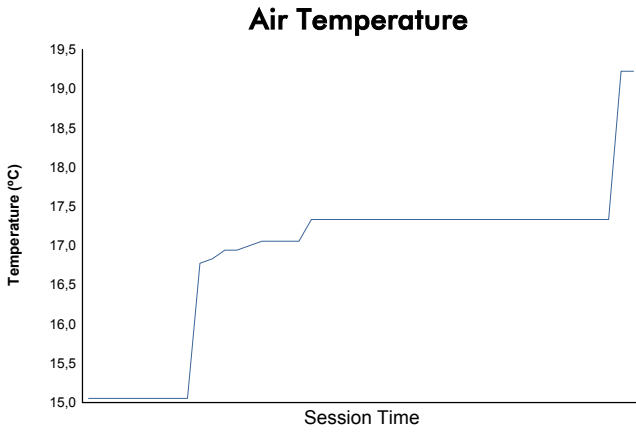
								■ Personal Best ■ Session Best ■ Crossing the finish line in pit lane							
Lap	C	Time	Sector 1	Sector 2	Sector 3	Kph	Elapsed	Lap	Time	Sector 1	Sector 2	Sector 3	Kph	Elapsed	
66 Daniel ABT DEU ABT Schaeffler Audi Sport ABT Schaeffler FE02								20	A	1:09.643	17.622	31.177	20.844	108.2	31:26.466
1	B	1:47.736	49.177	33.494	25.065	69.9	1:47.736	21	A	1:04.662	15.648	29.335	19.679	116.5	32:31.128
2	B	1:08.609	16.936	30.440	21.233	109.8	2:56.345	22	A	1:04.491	15.229	29.600	19.662	116.8	33:35.619
3	B	1:07.296	16.958	30.002	20.336	112.0	4:03.641	23	A	1:14.239	15.288	30.960	27.991	101.5	34:49.858
4	B	1:06.818	16.096	30.287	20.435	112.8	5:10.459	24	A	1:06.132	16.448	29.728	19.956	113.9	35:55.990
5	B	1:40.716	29.118	51.135	20.463	74.8	6:51.175	25	A	1:04.726	15.615	29.365	19.746	116.4	37:00.716
6	B	1:06.316	16.080	29.753	20.483	113.6	7:57.491	26	A	1:05.281	15.720	29.573	19.988	115.4	38:05.997
7	B	1:06.802	15.892	30.763	20.147	112.8	9:04.293	27	A	1:04.986	15.679	29.403	19.904	115.9	39:10.983
8	B	1:05.509	15.957	29.527	20.025	115.0	10:09.802	28	A	1:04.834	15.564	29.343	19.927	116.2	40:15.817
9	B	1:09.851	17.113	31.621	21.117	107.9	11:19.653	29	A	1:04.733	15.508	29.418	19.807	116.4	41:20.550
10	B	1:24.036	26.181	30.315	27.540	89.7	12:43.689	30	A	1:06.610	16.290	30.446	19.874	113.1	42:27.160
11	B	1:06.023	16.458	29.390	20.175	114.1	13:49.712	31	A	1:04.617	15.482	29.290	19.845	116.6	43:31.777
12	B	1:05.211	15.706	29.622	19.883	115.5	14:54.923	32	A	1:13.689	16.170	30.745	26.774	102.3	44:45.466
13	B	1:23.919 B	29.199	30.123	24.597	89.8	16:18.842	33	A	1:04.052	15.305	29.149	19.598	117.6	45:49.518
14	A	5:30.068	4:30.007	34.734	25.327	22.8	21:48.910								
15	A	1:07.614	16.032	29.459	22.123	111.4	22:56.524								
16	A	1:10.910	16.045	34.565	20.300	106.3	24:07.434								
17	A	1:04.330	15.641	28.932	19.757	117.1	25:11.764								
18	A	1:04.034	15.389	28.850	19.795	117.7	26:15.798								
19	A	1:04.247	15.477	28.990	19.780	117.3	27:20.045								
20	A	1:09.815	15.405	33.145	21.265	107.9	28:29.860								
21	A	1:07.288	15.970	29.423	21.895	112.0	29:37.148								
22	A	1:08.850	15.475	30.670	22.705	109.4	30:45.998								
23	A	1:05.222	15.704	29.372	20.146	115.5	31:51.220								
24	A	1:08.959 B	15.331	28.930	24.698	109.3	33:00.179								
25	A	5:11.350	4:16.674	33.957	20.719	24.2	38:11.529								
26	A	1:03.937	15.413	29.032	19.492	117.8	39:15.466								
27	A	1:04.394	15.277	29.173	19.944	117.0	40:19.860								
28	A	1:03.723	15.359	28.774	19.590	118.2	41:23.583								
29	A	1:13.437	17.507	33.698	22.232	102.6	42:37.020								
30	A	1:04.823	15.406	29.168	20.249	116.2	43:41.843								
31	A	1:08.310	15.316	29.061	23.933	110.3	44:50.153								
32	A	1:03.578	15.265	28.781	19.532	118.5	45:53.731								
88 Oliver TURVEY GBR NEXTEV NIO NextEV TCR Formula 002															
1	B	2:23.486	1:27.935	34.336	21.215	52.5	2:23.486								
2	B	1:11.093	18.833	31.595	20.665	106.0	3:34.579								
3	B	1:05.667	16.107	29.561	19.999	114.7	4:40.246								
4	B	1:35.117	15.731	32.888	46.498	79.2	6:15.363								
5	B	1:13.169	23.333	29.680	20.156	103.0	7:28.532								
6	B	1:06.786	15.554	30.370	20.862	112.8	8:35.318								
7	B	1:06.052	15.589	30.034	20.429	114.1	9:41.370								
8	B	1:05.690	16.070	29.655	19.965	114.7	10:47.060								
9	B	1:04.668	15.549	29.295	19.824	116.5	11:51.728								
10	B	1:04.580	15.518	29.258	19.804	116.7	12:56.308								
11	B	1:05.223	15.510	29.441	20.272	115.5	14:01.531								
12	B	1:07.936	16.844	30.553	20.539	110.9	15:09.467								
13	B	1:06.314	16.312	29.847	20.155	113.6	16:15.781								
14	B	1:05.426	15.848	29.657	19.921	115.2	17:21.207								
15	B	1:05.313	15.807	29.540	19.966	115.4	18:26.520								
16	B	1:05.003	15.718	29.334	19.951	115.9	19:31.523								
17	B	1:04.944	15.773	29.364	19.807	116.0	20:36.467								
18	B	1:10.083 B	15.776	29.705	24.602	107.5	21:46.550								
19	A	8:30.273	7:37.745	31.830	20.698	14.8	30:16.823								



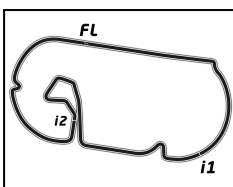
Round 4 - Mexico City ePrix
 FIA Formula E Championship
 Non Qualifying Practice 1

Weather Report

Official Timekeeper



Track Status: **DRY**



FIA Formula E Championship

Round 4 - Mexico City ePrix

Non Qualifying Practice 2

MEXICO CITY 2.093 m.

Classification

Official Timekeeper TAG Heuer

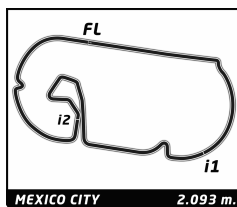
Nr.	Driver	Nat	Team	Car	Time	Lap	Total	Gap	Kph	
1	9 Sébastien BUEMI	CHE	Renault e.dams	Renault Z.E. 16	1:02.164	18	21	-	-	121.2
2	11 Lucas DI GRASSI	BRA	ABT Schaeffler Audi Sport	ABT Schaeffler FE02	1:02.275	16	19	+0.111	+0.111	121.0
3	25 Jean-Eric YERGNE	FRA	TECHEETAH	Renault Z.E. 16	1:02.286	16	17	+0.122	+0.011	121.0
4	23 Nick HEIDFELD	DEU	Mahindra Racing	Mahindra M3Electro	1:02.562	8	12	+0.398	+0.276	120.4
5	66 Daniel ABT	DEU	ABT Schaeffler Audi Sport	ABT Schaeffler FE02	1:02.588	14	23	+0.424	+0.026	120.4
6	3 Nelson PIQUET JR	BRA	NEXTEV NIO	NextEV TCR Formula 002	1:02.813	15	16	+0.649	+0.225	120.0
7	5 Maro ENGEL	DEU	Venturi Formula E Team	Venturi VM200-FE-02	1:02.839	10	23	+0.675	+0.026	119.9
8	28 Antonio Felix DA COSTA	PRT	Andretti Formula E	Andretti ATEC-02	1:02.855	13	15	+0.691	+0.016	119.9
9	88 Oliver TURVEY	GBR	NEXTEV NIO	NextEV TCR Formula 002	1:02.877	16	18	+0.713	+0.022	119.8
10	6 Loïc DUVAL	FRA	Faraday Future Dragon Racing	Penske 701-EV	1:02.882	12	17	+0.718	+0.005	119.8
11	4 Stéphane SARRAZIN	FRA	Venturi Formula E Team	Venturi VM200-FE-02	1:02.915	4	12	+0.751	+0.033	119.8
12	8 Nicolas PROST	FRA	Renault e.dams	Renault Z.E. 16	1:02.997	14	18	+0.833	+0.082	119.6
13	33 Esteban GUTIERREZ	MEX	TECHEETAH	Renault Z.E. 16	1:03.055	15	16	+0.891	+0.058	119.5
14	27 Robin FRUJNS	NLD	Andretti Formula E	Andretti ATEC-02	1:03.187	13	19	+1.023	+0.132	119.2
15	2 Sam BIRD	GBR	DS Virgin Racing	DS Virgin DSV-02	1:03.194	14	19	+1.030	+0.007	119.2
16	37 José Maria LOPEZ	ARG	DS Virgin Racing	DS Virgin DSV-02	1:03.297	3	20	+1.133	+0.103	119.0
17	20 Mitch EVANS	NZL	Panasonic Jaguar Racing	Jaguar I-Type 1	1:03.700	4	19	+1.536	+0.403	118.3
18	7 Jérôme D'AMBROSIO	BEL	Faraday Future Dragon Racing	Penske 701-EV	1:03.747	14	18	+1.583	+0.047	118.2
19	19 Felix ROSENQVIST	SWE	Mahindra Racing	Mahindra M3Electro	1:03.760	3	19	+1.596	+0.013	118.2
20	47 Adam CARROLL	GBR	Panasonic Jaguar Racing	Jaguar I-Type 1	1:04.176	12	16	+2.012	+0.416	117.4

Fastest Lap	Lap 18	Sébastien BUEMI	1:02.164	121.2 Kph
--------------------	--------	-----------------	-----------------	-----------

Published at:

Track Status: **DRY**

Race Director:	Timekeeper:
-----------------------	--------------------



FIA Formula E Championship

Round 4 - Mexico City ePrix

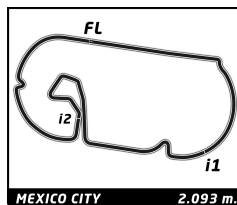
Non Qualifying Practice 2

MEXICO CITY 2.093 m

Best Sector Times

Official Timekeeper

SECTOR 1			SECTOR 2			SECTOR 3			Pos	Driver	Ideal Lap	Best Lap
Pos	Driver	Time	Driver	Time	Driver	Time						
1	37 J.LOPEZ	14.552	25 J.VERGNE	28.418	66 D.ABT	19.069	1	9 S.BUEMI	1:02.164	1:02.164	(1)	
2	9 S.BUEMI	14.571	9 S.BUEMI	28.467	9 S.BUEMI	19.126	2	11 L.DI GRASSI	1:02.275	1:02.275	(2)	
3	11 L.DI GRASSI	14.598	11 L.DI GRASSI	28.547	11 L.DI GRASSI	19.130	3	25 J.VERGNE	1:02.286	1:02.286	(3)	
4	28 A.DA COSTA	14.612	66 D.ABT	28.601	8 N.PROST	19.149	4	66 D.ABT	1:02.336	1:02.588	(5)	
5	8 N.PROST	14.627	6 L.DUVAL	28.625	25 J.VERGNE	19.160	5	6 LDUVAL	1:02.489	1:02.882	(10)	
6	6 L.DUVAL	14.643	23 N.HEIDFELD	28.672	2 S.BIRD	19.183	6	23 N.HEIDFELD	1:02.562	1:02.562	(4)	
7	88 O.TURVEY	14.653	3 N.PIQUET JR	28.731	23 N.HEIDFELD	19.195	7	2 S.BIRD	1:02.771	1:03.194	(15)	
8	20 M.EVANS	14.665	5 M.ENGEL	28.777	6 L.DUVAL	19.221	8	5 M.ENGEL	1:02.784	1:02.839	(7)	
9	66 D.ABT	14.666	4 S.SARRAZIN	28.787	88 O.TURVEY	19.232	9	3 N.PIQUET JR	1:02.813	1:02.813	(6)	
10	19 F.ROSENQVIST	14.693	2 S.BIRD	28.842	33 E.GUTIERREZ	19.262	10	28 A.DA COSTA	1:02.830	1:02.855	(8)	
11	23 N.HEIDFELD	14.695	28 A.DA COSTA	28.846	5 M.ENGEL	19.266	11	8 N.PROST	1:02.874	1:02.997	(12)	
12	25 J.VERGNE	14.708	27 R.FRIJNS	28.860	27 R.FRIJNS	19.300	12	88 O.TURVEY	1:02.877	1:02.877	(9)	
13	4 S.SARRAZIN	14.717	20 M.EVANS	28.864	3 N.PIQUET JR	19.312	13	4 S.SARRAZIN	1:02.915	1:02.915	(11)	
14	5 M.ENGEL	14.741	37 J.LOPEZ	28.913	7 J.DAMBROSIO	19.321	14	33 E.GUTIERREZ	1:03.055	1:03.055	(13)	
15	2 S.BIRD	14.746	19 F.ROSENQVIST	28.932	28 A.DA COSTA	19.372	15	37 J.LOPEZ	1:03.102	1:03.297	(16)	
16	3 N.PIQUET JR	14.770	33 E.GUTIERREZ	28.992	4 S.SARRAZIN	19.411	16	20 M.EVANS	1:03.112	1:03.700	(17)	
17	33 E.GUTIERREZ	14.801	88 O.TURVEY	28.992	20 M.EVANS	19.583	17	7 J.DAMBROSIO	1:03.127	1:03.747	(18)	
18	7 J.DAMBROSIO	14.811	7 J.DAMBROSIO	28.995	19 F.ROSENQVIST	19.629	18	27 R.FRIJNS	1:03.187	1:03.187	(14)	
19	47 A.CARROLL	14.983	47 A.CARROLL	29.037	37 J.LOPEZ	19.637	19	19 F.ROSENQVIST	1:03.254	1:03.760	(19)	
20	27 R.FRIJNS	15.027	8 N.PROST	29.098	47 A.CARROLL	19.788	20	47 A.CARROLL	1:03.808	1:04.176	(20)	



FIA Formula E Championship

Round 4 - Mexico City ePrix

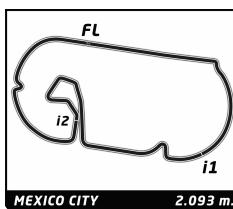
Non Qualifying Practice 2

MEXICO CITY 2.093 m.

Fastest Lap Sequence

Official Timekeeper 

Practice Time	Driver	Team	Car	Time	Kph	Lap
2:18.214	8 Nicolas PROST	Renault e.dams	Renault Z.E. 16	1:09.614	108.2	2
2:33.135	28 Antonio Felix DA COSTA	Andretti Formula E	Andretti ATEC-02	1:05.365	115.3	2
3:12.687	5 Maro ENGEL	Venturi Formula E Team	Venturi VM200-FE-02	1:04.375	117.0	2
3:21.725	8 Nicolas PROST	Renault e.dams	Renault Z.E. 16	1:03.511	118.6	3
3:26.267	11 Lucas DI GRASSI	ABT Schaeffler Audi Sport	ABT Schaeffler FE02	1:02.905	119.8	3
5:00.915	25 Jean-Eric VERGNE	TECHEETAH	Renault Z.E. 16	1:02.473	120.6	3
23:17.914	25 Jean-Eric VERGNE	TECHEETAH	Renault Z.E. 16	1:02.286	121.0	16
27:26.765	11 Lucas DI GRASSI	ABT Schaeffler Audi Sport	ABT Schaeffler FE02	1:02.275	121.0	16
27:40.926	9 Sébastien BUEMI	Renault e.dams	Renault Z.E. 16	1:02.164	121.2	18



FIA Formula E Championship

Round 4 - Mexico City ePrix

Non Qualifying Practice 2

Analysis

Official Timekeeper TAGHeuer

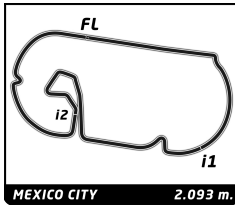
Lap	C	Time	Sector 1	Sector 2	Sector 3	Kph	Elapsed	Lap	Time	Sector 1	Sector 2	Sector 3	Kph	Elapsed	
7	A	1:08.031	16.299	32.032	19.700	110.8	9:34.998	22	B	1:04.329	15.304	29.373	19.652	117.1	29:10.972
8	A	1:08.077	15.595	32.437	20.045	110.7	10:43.075	23	B	1:09.296	16.926	32.018	20.352	108.7	30:20.268
9	A	1:05.472	15.808	29.970	19.694	115.1	11:48.547								
10	A	1:05.315	15.653	29.548	20.114	115.4	12:53.862								
11	A	1:08.889 B	15.632	29.398	23.859	109.4	14:02.751								
12	B	7:03.642	6:07.494	33.715	22.433	17.8	21:06.393								
13	B	1:05.152	15.318	30.188	19.646	115.6	22:11.545								
14	B	1:08.006	14.865	28.946	24.195	110.8	23:19.551								
15	B	1:10.612	17.055	33.225	20.332	106.7	24:30.163								
16	B	1:14.530	15.044	29.302	30.184	101.1	25:44.693								
17	B	1:03.974	15.140	29.098	19.736	117.8	26:48.667								
18	B	1:12.632	16.234	34.784	21.614	103.7	28:01.299								
19	B	1:04.393	15.132	29.463	19.798	117.0	29:05.692								
20	B	1:26.954 B	17.441	29.956	39.557	86.7	30:32.646								

Personal Best Session Best B Crossing the finish line in pit lane

47 Adam CARROLL		GBR						
Panasonic Jaguar Racing		Jaguar I-Type 1						
1	A	1:26.613	30.718	34.070	21.825	87.0	1:26.613	
2	A	1:10.196	18.058	31.571	20.567	107.3	2:36.809	
3	A	1:46.148 B	15.122	1:04.515	26.511	71.0	4:22.957	
4	A	6:14.038	5:21.376	31.035	21.627	20.1	10:36.995	
5	A	1:04.427	15.520	29.037	19.870	117.0	11:41.422	
6	A	1:05.498	15.508	30.001	19.989	115.0	12:46.920	
7	A	1:04.958	15.612	29.484	19.862	116.0	13:51.878	
8	A	1:04.801	15.456	29.498	19.847	116.3	14:56.679	
9	A	1:09.346 B	15.502	29.485	24.359	108.7	16:06.025	
10	B	7:16.542	6:19.328	35.630	21.584	17.3	23:22.567	
11	B	1:11.524	17.570	33.747	20.207	105.3	24:34.091	
12	B	1:04.176	14.983	29.405	19.788	117.4	25:38.267	
13	B	1:08.093	17.005	31.017	20.071	110.7	26:46.360	
14	B	1:04.653	15.288	29.516	19.849	116.5	27:51.013	
15	B	1:05.217	15.472	29.658	20.087	115.5	28:56.230	
16	B	1:46.982	51.247	32.707	23.028	70.4	30:43.212	

88 Oliver TURVEY		GBR						
NEXTEV NIO		NextEV TCR Formula 002						
1	B	2:57.655	2:03.038	32.936	21.681	42.4	2:57.655	
2	B	1:11.858	17.857	33.190	20.811	104.9	4:09.513	
3	B	1:03.378	14.996	29.145	19.237	118.9	5:12.891	
4	B	1:09.227	16.552	31.990	20.685	108.8	6:22.118	
5	B	1:05.381	15.956	29.705	19.720	115.2	7:27.499	
6	B	1:09.281	15.411	33.957	19.913	108.8	8:36.780	
7	B	1:04.861	15.543	29.514	19.804	116.2	9:41.641	
8	B	1:05.121	15.517	29.705	19.899	115.7	10:46.762	
9	B	1:06.549	15.766	30.711	20.072	113.2	11:53.311	
10	B	1:09.029	15.792	31.501	21.736	109.2	13:02.340	
11	B	1:06.043	15.308	30.746	19.989	114.1	14:08.383	
12	B	1:04.778	15.311	29.658	19.809	116.3	15:13.161	
13	B	1:09.674 B	15.300	29.668	24.706	108.1	16:22.835	
14	A	6:31.488	5:36.403	33.810	21.275	19.2	22:54.323	
15	A	1:08.885	17.157	31.257	20.471	109.4	24:03.208	
16	A	1:02.877	14.653	28.992	19.232	119.8	25:06.085	
17	A	1:04.785	15.534	29.592	19.659	116.3	26:10.870	
18	A	1:09.159 B	15.274	29.282	24.603	108.9	27:20.029	

66 Daniel ABT		DEU						
ABT Schaeffler Audi Sport		ABT Schaeffler FE02						
1	B	1:12.136	20.029	31.782	20.325	104.5	1:12.136	
2	B	1:12.175	16.411	30.613	25.151	104.4	2:24.311	
3	B	1:05.485	15.866	29.689	19.930	115.1	3:29.796	
4	B	1:05.310	15.848	29.477	19.985	115.4	4:35.106	
5	B	1:11.273	18.103	33.167	20.003	105.7	5:46.379	
6	B	1:04.012	15.333	29.046	19.633	117.7	6:50.391	
7	B	1:10.015	15.285	34.832	19.898	107.6	8:00.406	
8	B	1:04.721	15.339	29.324	20.058	116.4	9:05.127	
9	B	1:03.927	15.235	29.050	19.642	117.9	10:09.054	
10	B	1:04.246	15.155	29.004	20.087	117.3	11:13.300	
11	B	1:50.708 B	54.964	31.114	24.630	68.1	13:04.008	
12	A	2:32.756	1:39.596	32.516	20.644	49.3	15:36.764	
13	A	1:06.118	15.599	29.842	20.677	114.0	16:42.882	
14	A	1:02.588	14.894	28.625	19.069	120.4	17:45.470	
15	A	1:12.166	18.525	33.108	20.533	104.4	18:57.636	
16	A	1:03.147	14.666	28.601	19.880	119.3	20:00.783	
17	A	1:11.933	19.515	32.166	20.252	104.7	21:12.716	
18	A	1:04.408	15.235	29.280	19.893	117.0	22:17.124	
19	A	1:14.439	24.676	29.937	19.826	101.2	23:31.563	
20	A	1:10.876 B	15.374	30.111	25.391	106.3	24:42.439	
21	B	3:24.204	2:32.865	31.122	20.217	36.9	28:06.643	



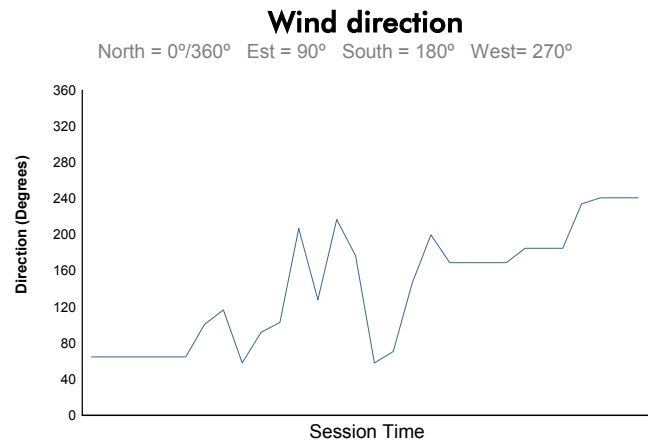
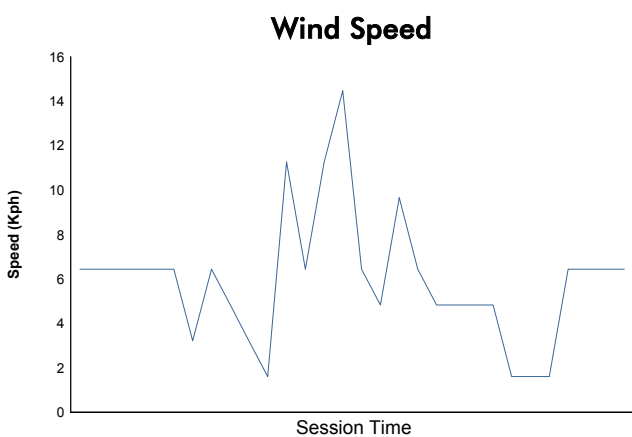
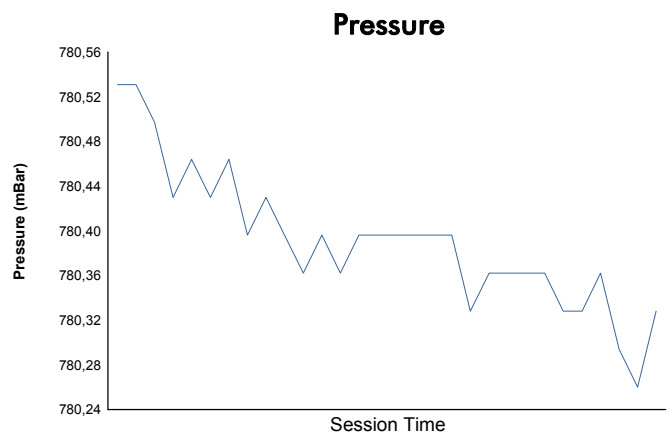
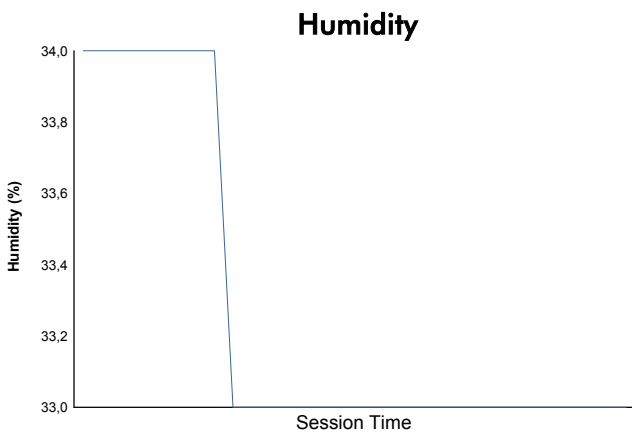
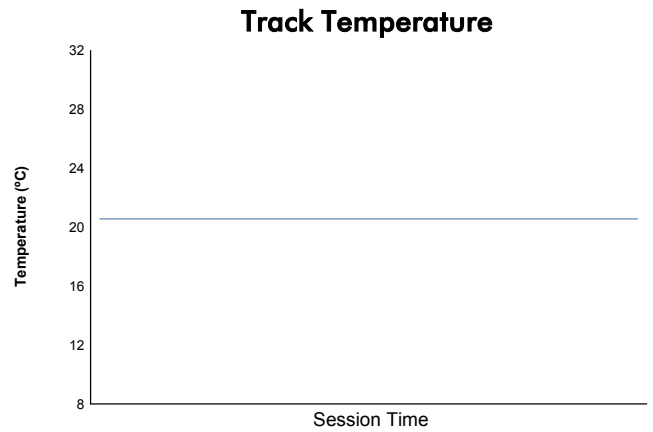
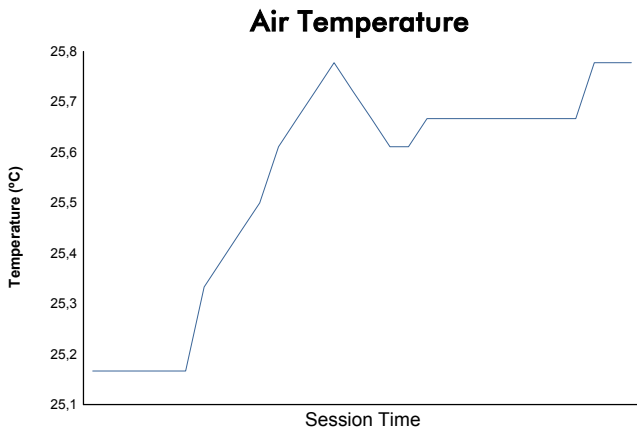
Round 4 - Mexico City ePrix

FIA Formula E Championship

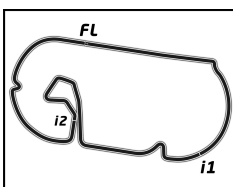
Non Qualifying Practice 2

Weather Report

Official Timekeeper



Track Status: **DRY**



FIA Formula E Championship

Round 4 - Mexico City ePrix

Groups Qualifying Session

MEXICO CITY 2.093 m.

Classification

Official Timekeeper TAG Heuer

Nr.	Driver	Nat	Team	Car	Time	Lap	Total	Gap	Kph
1	88 Oliver TURVEY	GBR	NEXTEV NIO	NextEV TCR Formula 002	1:02.712	3	4	-	120.1
2	66 Daniel ABT	DEU	ABT Schaeffler Audi Sport	ABT Schaeffler FE02	1:02.765	3	5	+0.053	120.0
3	37 José María LOPEZ	ARG	DS Virgin Racing	DS Virgin DSV-02	1:02.831	3	4	+0.119	119.9
4	5 Maro ENGEL	DEU	Venturi Formula E Team	Venturi VM200-FE-02	1:02.974	3	4	+0.262	119.6
5	25 Jean-Eric VERGNE	FRA	TECHEETAH	Renault Z.E. 16	1:02.983	5	6	+0.271	119.6
6	23 Nick HEIDFELD	DEU	Mahindra Racing	Mahindra M3Electro	1:03.022	3	4	+0.310	119.6
7	2 Sam BIRD	GBR	DS Virgin Racing	DS Virgin DSV-02	1:03.099	3	4	+0.387	119.4
8	28 Antonio Felix DA COSTA	PRT	Andretti Formula E	Andretti ATEC-02	1:03.363	3	4	+0.651	118.9
9	7 Jérôme D'AMBROSIO	BEL	Faraday Future Dragon Racing	Penske 701-EV	1:03.366	3	4	+0.654	118.9
10	9 Sébastien BUEMI	CHE	Renault e.dams	Renault Z.E. 16	1:03.402	3	4	+0.690	118.8
11	19 Felix ROSENQVIST	SWE	Mahindra Racing	Mahindra M3Electro	1:03.425	2	3	+0.713	118.8
12	4 Stéphane SARRAZIN	FRA	Venturi Formula E Team	Venturi VM200-FE-02	1:03.491	3	4	+0.779	118.7
13	33 Esteban GUTIERREZ	MEX	TECHEETAH	Renault Z.E. 16	1:03.509	3	3	+0.797	118.6
14	47 Adam CARROLL	GBR	Panasonic Jaguar Racing	Jaguar I-Type 1	1:03.553	3	3	+0.841	118.6
15	20 Mitch EVANS	NZL	Panasonic Jaguar Racing	Jaguar I-Type 1	1:03.563	3	4	+0.851	118.5
16	8 Nicolas PROST	FRA	Renault e.dams	Renault Z.E. 16	1:03.589	4	5	+0.877	118.5
17	27 Robin FRUJNS	NLD	Andretti Formula E	Andretti ATEC-02	1:03.688	5	6	+0.976	118.3
18	11 Lucas DI GRASSI	BRA	ABT Schaeffler Audi Sport	ABT Schaeffler FE02	1:03.690	3	4	+0.978	118.3
19	3 Nelson PIQUET JR	BRA	NEXTEV NIO	NextEV TCR Formula 002	1:04.082	5	6	+1.370	117.6

Not classified:

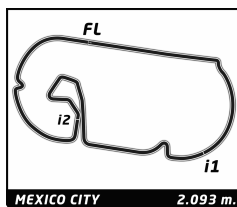
6	Loic DUVAL	FRA	Faraday Future Dragon Racing	Penske 701-EV	1:11.575	2	2		105.3
---	------------	-----	------------------------------	---------------	-----------------	---	---	--	-------

Fastest Lap	Lap	Driver	Time	Kph
	Lap 3	Oliver TURVEY	1:02.712	120.1 Kph

Published at:

Track Status: **DRY**

Race Director:	Timekeeper:
----------------	-------------



FIA Formula E Championship

Round 4 - Mexico City ePrix

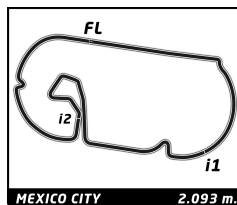
Groups Qualifying Session

MEXICO CITY 2.093 m

Best Sector Times

Official Timekeeper TAGHeuer

SECTOR 1			SECTOR 2		SECTOR 3		Pos	Driver	Ideal Lap	Best Lap
Pos	Driver	Time	Driver	Time	Driver	Time				
1	37 J.LOPEZ	14.549	88 O.TURVEY	28.744	66 D.ABT	19.187	1	88 O.TURVEY	1:02.712	1:02.712 (1)
2	23 N.HEIDFELD	14.651	66 D.ABT	28.769	2 S.BIRD	19.207	2	66 D.ABT	1:02.765	1:02.765 (2)
3	88 O.TURVEY	14.750	28 A.DA COSTA	28.884	5 M.ENGEL	19.213	3	37 J.LOPEZ	1:02.831	1:02.831 (3)
4	25 J.VERGNE	14.758	37 J.LOPEZ	28.892	88 O.TURVEY	19.218	4	5 M.ENGEL	1:02.974	1:02.974 (4)
5	3 N.PIQUET JR	14.772	5 M.ENGEL	28.927	25 J.VERGNE	19.245	5	25 J.VERGNE	1:02.983	1:02.983 (5)
6	8 N.PROST	14.803	7 J.D'AMBROSIO	28.951	3 N.PIQUET JR	19.281	6	23 N.HEIDFELD	1:03.022	1:03.022 (6)
7	66 D.ABT	14.809	19 F.ROSENQVIST	28.955	33 E.GUTIERREZ	19.318	7	2 S.BIRD	1:03.099	1:03.099 (7)
8	5 M.ENGEL	14.834	25 J.VERGNE	28.980	9 S.BUEMI	19.348	8	28 A.DA COSTA	1:03.363	1:03.363 (8)
9	28 A.DA COSTA	14.839	23 N.HEIDFELD	28.983	4 S.SARRAZIN	19.359	9	7 J.D'AMBROSIO	1:03.366	1:03.366 (9)
10	11 L.DI GRASSI	14.865	2 S.BIRD	29.026	23 N.HEIDFELD	19.388	10	9 S.BUEMI	1:03.402	1:03.402 (10)
11	2 S.BIRD	14.866	4 S.SARRAZIN	29.114	8 N.PROST	19.389	11	19 F.ROSENQVIST	1:03.425	1:03.425 (11)
12	7 J.D'AMBROSIO	14.903	9 S.BUEMI	29.125	37 J.LOPEZ	19.390	12	4 S.SARRAZIN	1:03.491	1:03.491 (12)
13	33 E.GUTIERREZ	14.907	11 L.DI GRASSI	29.170	20 M.EVANS	19.396	13	33 E.GUTIERREZ	1:03.509	1:03.509 (13)
14	27 R.FRIJNS	14.925	20 M.EVANS	29.171	19 F.ROSENQVIST	19.397	14	47 A.CARROLL	1:03.553	1:03.553 (14)
15	9 S.BUEMI	14.929	47 A.CARROLL	29.183	47 A.CARROLL	19.402	15	20 M.EVANS	1:03.563	1:03.563 (15)
16	47 A.CARROLL	14.968	33 E.GUTIERREZ	29.284	27 R.FRIJNS	19.412	16	8 N.PROST	1:03.589	1:03.589 (16)
17	20 M.EVANS	14.996	27 R.FRIJNS	29.351	7 J.D'AMBROSIO	19.512	17	27 R.FRIJNS	1:03.688	1:03.688 (17)
18	4 S.SARRAZIN	15.018	8 N.PROST	29.397	28 A.DA COSTA	19.640	18	11 L.DI GRASSI	1:03.690	1:03.690 (18)
19	19 F.ROSENQVIST	15.073	3 N.PIQUET JR	30.029	11 L.DI GRASSI	19.655	19	3 N.PIQUET JR	1:04.082	1:04.082 (19)
20	6 L.DUVAL	16.410	6 L.DUVAL	30.996	6 L.DUVAL	21.785	20	6 LDUVAL	1:09.191	1:11.575 (20)



FIA Formula E Championship

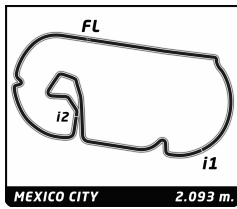
Round 4 - Mexico City ePrix

Groups Qualifying Session

Fastest Lap Sequence

Official Timekeeper 

Practice Time	Driver	Team	Car	Time	Kph	Lap
2:17.719	9 Sébastien BUEMI	Renault e.dams	Renault Z.E. 16	1:08.511	110.0	2
3:10.363	23 Nick HEIDFELD	Mahindra Racing	Mahindra M3Electro	1:08.407	110.1	2
3:21.121	9 Sébastien BUEMI	Renault e.dams	Renault Z.E. 16	1:03.402	118.8	3
3:30.922	2 Sam BIRD	DS Virgin Racing	DS Virgin DSV-02	1:03.099	119.4	3
4:13.385	23 Nick HEIDFELD	Mahindra Racing	Mahindra M3Electro	1:03.022	119.6	3
13:26.800	66 Daniel ABT	ABT Schaeffler Audi Sport	ABT Schaeffler FE02	1:02.765	120.0	3
14:09.562	88 Oliver TURVEY	NEXTEV NIO	NextEV TCR Formula 002	1:02.712	120.1	3



FIA Formula E Championship

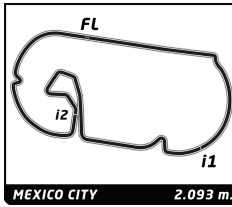
Round 4 - Mexico City ePrix

Groups Qualifying Session

Analysis

Official Timekeeper TAGHeuer

Lap	C	Time	Sector 1	Sector 2	Sector 3	Kph	Elapsed	Lap	Time	Sector 1	Sector 2	Sector 3	Kph	Elapsed	Legend				
															Personal Best	Session Best	B Crossing the finish line in pit lane		
2		Sam BIRD GBR DS Virgin Racing DS Virgin DSV-02							2	A	1:08.511	16.640	31.703	20.168	110.0	2:17.719			
		1	A	1:14.621	21.952	31.567	21.102	101.0	1:14.621										
		2	A	1:13.202	17.358	33.831	22.013	102.9	2:27.823										
		3	A	1:03.099	14.866	29.026	19.207	119.4	3:30.922										
		4	A	1:23.841	B	18.243	31.661	33.937	89.9	4:54.763									
3		Nelson PIQUET JR BRA NEXTEV NIO NextEV TCR Formula 002							1	B	1:11.668	18.097	30.984	22.587	105.1	1:11.668			
		2	B	1:10.952	15.768	32.078	23.106	106.2	2:22.620										
		3	B	1:03.690	14.865	29.170	19.655	118.3	3:26.310										
		4	B	1:25.715	B	17.851	35.247	32.617	87.9	4:52.025									
4		Stéphane SARRAZIN FRA Venturi Formula E Team Venturi VM200-FE-02							1	B	37:25.827	...	35.368	21.262	3.4	37:25.826			
		2	B	1:03.425	15.073	28.955	19.397	118.8	38:29.251										
		3	B	1:20.714	B	17.131	31.677	31.906	93.4	39:49.965									
5		Maro ENGEL DEU Venturi Formula E Team Venturi VM200-FE-02							1	B	1:52.795	54.505	36.794	21.496	66.8	1:52.795			
		2	B	1:10.887	16.990	32.893	21.004	106.3	3:03.682										
		3	B	1:03.563	14.996	29.171	19.396	118.5	4:07.245										
		4	B	4:29.722	B	17.548	35.955	3:36.219	27.9	8:36.967									
6		Loïc DUVAL FRA Faraday Future Dragon Racing Penske 701-EV							1	B	2:01.956	1:00.825	36.442	24.689	61.8	2:01.956			
		2	B	1:08.407	15.727	31.899	20.781	110.1	3:10.363										
		3	B	1:03.022	14.651	28.983	19.388	119.6	4:13.385										
		4	B	6:00.026	B	20.386	34.537	5:05.103	20.9	10:13.411									
7		Jérôme D'AMBROSIO BEL Faraday Future Dragon Racing Penske 701-EV							1	B	21:42.385	...	35.403	22.764	5.8	21:42.385			
		2	B	1:09.842	15.421	32.453	21.968	107.9	22:52.227										
		3	B	2:03.479	B	24.429	52.417	46.633	61.0	24:55.706									
		4	B	6:43.232	5:48.526	32.923	21.783	18.7	31:38.937										
		5	B	1:02.983	14.758	28.980	19.245	119.6	32:41.920										
		6	B	2:29.181	B	17.970	32.760	1:38.451	50.5	35:11.101									
8		Nicolas PROST FRA Renault e.dams Renault Z.E. 16							1	A	21:23.935	...	33.660	21.946	5.9	21:23.935			
		2	A	1:43.102	B	16.379	34.286	52.437	73.1	23:54.197									
		3	A	7:14.569	6:22.225	31.894	20.450	17.3	31:08.765										
		4	A	1:03.589	14.803	29.397	19.389	118.5	32:12.354										
		5	A	1:17.300	B	17.208	31.753	28.339	97.5	33:29.654									
9		Sébastien BUEMI CHE Renault e.dams Renault Z.E. 16							1	A	1:15.719	18.926	30.675	26.118	99.5	22:39.654			
		2	A	1:49.377	B	15.715	51.910	41.752	68.9	24:29.031									
		3	A	6:50.986	5:58.321	32.164	20.501	18.3	31:20.016										
		4	A	1:03.688	14.925	29.351	19.412	118.3	32:23.704										
		5	A	1:24.440	B	18.311	33.938	32.191	89.2	33:48.144									
10		Antonio Felix DA COSTA PRT Andretti Formula E Andretti ATEC-02							1	A	11:23.989	...	32.441	20.813	11.0	11:23.989			
		2	A	1:05.043	15.488	29.467	20.088	115.8	12:29.032										
		3	A	1:03.363	14.839	28.884	19.640	118.9	13:32.395										



FIA Formula E Championship

Round 4 - Mexico City ePrix

Groups Qualifying Session

Analysis

Official Timekeeper TAG Heuer

■ Personal Best
 ■ Session Best
 ■ B Crossing the finish line in pit lane

Lap	C	Time	Sector 1	Sector 2	Sector 3	Kph	Elapsed	Lap	Time	Sector 1	Sector 2	Sector 3	Kph	Elapsed
4	A	1:17.932 B	18.288	31.031	28.613	96.7	14:50.327							

33 **Esteban GUTIERREZ** MEX
 TECHEETAH Renault Z.E. 16

1	A	37:58.404	...	31.687	20.905	3.3	37:58.403
2	A	1:08.206	15.786	30.567	21.853	110.5	39:06.609
3	A	1:03.509	14.907	29.284	19.318	118.6	40:10.118

37 **José Maria LOPEZ** ARG
 DS Virgin Racing DS Virgin DSV-02

1	A	11:26.286	...	37.793	23.435	11.0	11:26.286
2	A	1:10.742	16.085	33.931	20.726	106.5	12:37.028
3	A	1:02.831	14.549	28.892	19.390	119.9	13:39.859
4	A	2:58.874 B	16.272	33.077	2:09.525	42.1	16:38.733

47 **Adam CARROLL** GBR
 Panasonic Jaguar Racing Jaguar I-Type 1

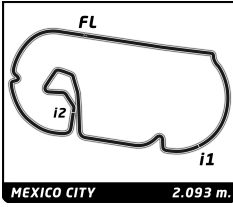
1	B	38:16.707	...	33.511	22.255	3.3	38:16.706
2	B	1:13.779	18.317	30.993	24.469	102.1	39:30.485
3	B	1:03.553	14.968	29.183	19.402	118.6	40:34.038

66 **Daniel ABT** DEU
 ABT Schaeffler Audi Sport ABT Schaeffler FE02

1	A	11:16.744	...	33.496	21.209	11.1	11:16.744
2	A	1:07.291	15.546	30.672	21.073	112.0	12:24.035
3	A	1:02.765	14.809	28.769	19.187	120.0	13:26.800
4	A	1:30.259 B	23.593	34.297	32.369	83.5	14:57.059
5	A	1:30.263 B				83.5	16:27.322

88 **Oliver TURVEY** GBR
 NEXTEV NIO NextEV TCR Formula 002

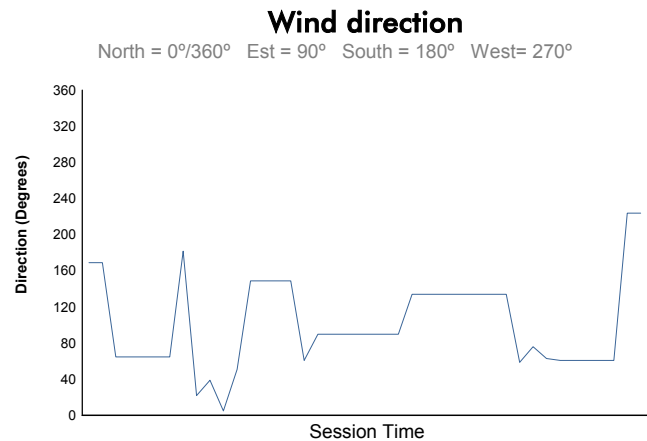
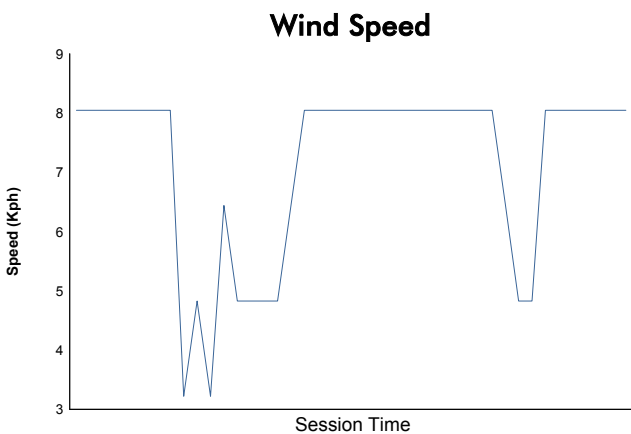
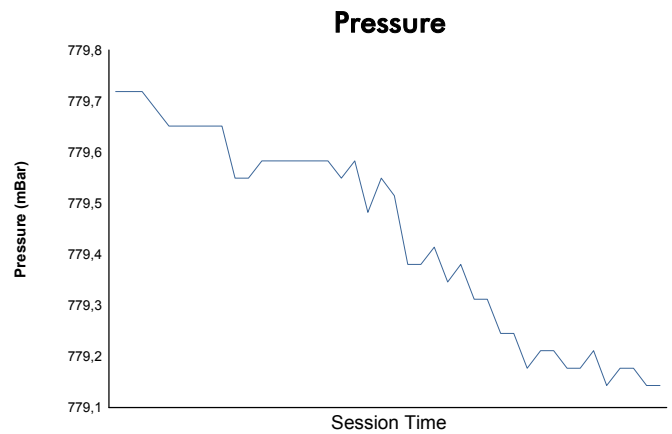
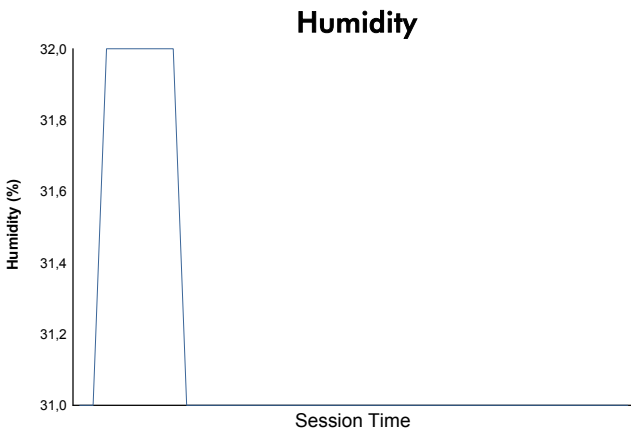
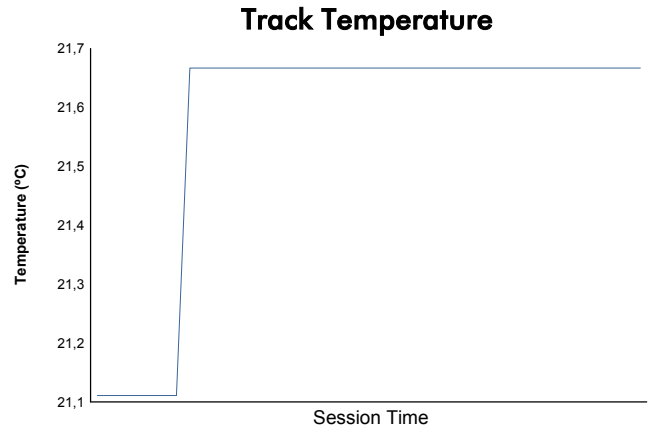
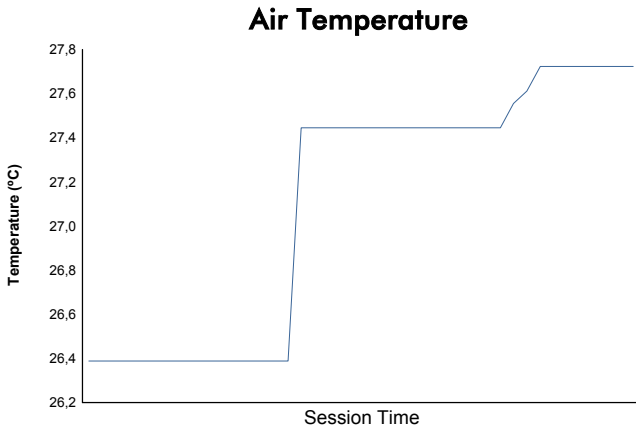
1	A	11:57.338	...	32.593	21.600	10.5	11:57.338
2	A	1:09.512	17.994	31.011	20.507	108.4	13:06.850
3	A	1:02.712	14.750	28.744	19.218	120.1	14:09.562
4	A	6:04.922 B	17.511	34.580	5:12.831	20.6	20:14.484



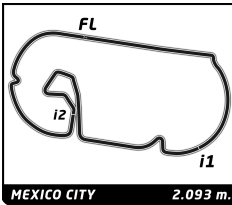
Round 4 - Mexico City ePrix
 FIA Formula E Championship
 Groups Qualifying Session

Weather Report

Official Timekeeper



Track Status: **DRY**



FIA Formula E Championship

Round 4 - Mexico City ePrix

Super Pole Session

MEXICO CITY 2.093 m.

Classification

Official Timekeeper TAG Heuer

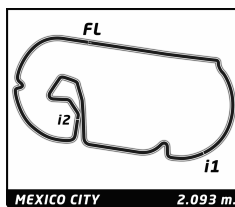
Nr.	Driver	Nat	Team	Car	Time	Lap	Total	Gap	Kph	
1	66 Daniel ABT	DEU	ABT Schaeffler Audi Sport	ABT Schaeffler FE02	1:02.711	2	3	-	-	120.2
2	88 Oliver TURVEY	GBR	NEXTEV NIO	NextEV TCR Formula 002	1:02.867	2	3	+0.156	+0.156	119.9
3	5 Maro ENGEL	DEU	Venturi Formula E Team	Venturi VM200-FE-02	1:03.045	2	3	+0.334	+0.178	119.5
4	37 José María LOPEZ	ARG	DS Virgin Racing	DS Virgin DSV-02	1:03.072	2	3	+0.361	+0.027	119.5
5	25 Jean-Eric VERGNE	FRA	TECHEETAH	Renault Z.E. 16	1:03.202	2	3	+0.491	+0.130	119.2

Fastest Lap	Lap 2	Daniel ABT	1:02.711	120.2 Kph
--------------------	-------	------------	-----------------	-----------

Published at:

Track Status: **DRY**

Race Director:	Timekeeper:
-----------------------	--------------------



FIA Formula E Championship

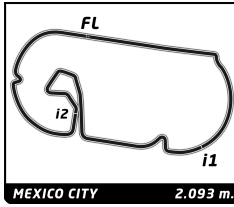
Round 4 - Mexico City ePrix

Super Pole Session

Best Sector Times

Official Timekeeper

SECTOR 1			SECTOR 2		SECTOR 3		Pos	Driver	Ideal Lap	Best Lap	
Pos	Driver	Time	Driver	Time	Driver	Time					
1	66 D.ABT	14.643	37 J.LOPEZ	28.785	66 D.ABT	19.070	1	66 D.ABT	1:02.711	1:02.711	(1)
2	88 O.TURVEY	14.716	5 M.ENGEL	28.820	88 O.TURVEY	19.181	2	88 O.TURVEY	1:02.867	1:02.867	(2)
3	25 J.VERGNE	14.727	88 O.TURVEY	28.970	25 J.VERGNE	19.345	3	5 M.ENGEL	1:03.045	1:03.045	(3)
4	37 J.LOPEZ	14.751	66 D.ABT	28.998	5 M.ENGEL	19.376	4	37 J.LOPEZ	1:03.072	1:03.072	(4)
5	5 M.ENGEL	14.849	25 J.VERGNE	29.130	37 J.LOPEZ	19.536	5	25 J.VERGNE	1:03.202	1:03.202	(5)



FIA Formula E Championship

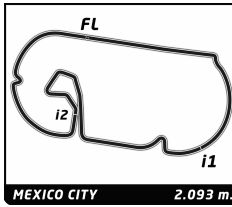
Round 4 - Mexico City ePrix

Super Pole Session

Fastest Lap Sequence

Official Timekeeper 

Practice Time	Driver	Team	Car	Time	Kph	Lap
2:21.844	25 Jean-Eric VERGNE	TECHEETAH	Renault Z.E. 16	1:03.202	119.2	2
4:19.870	5 Maro ENGEL	Venturi Formula E Team	Venturi VM200-FE-02	1:03.045	119.5	2
8:10.559	66 Daniel ABT	ABT Schaeffler Audi Sport	ABT Schaeffler FE02	1:02.711	120.2	2



FIA Formula E Championship

Round 4 - Mexico City ePrix

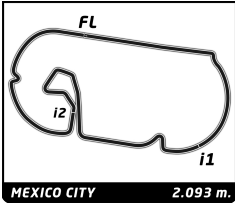
Super Pole Session

Analysis

Official Timekeeper TAG Heuer

■ Personal Best
 ■ Session Best
 B Crossing the finish line in pit lane

Lap	C	Time	Sector 1	Sector 2	Sector 3	Kph	Elapsed	Lap	Time	Sector 1	Sector 2	Sector 3	Kph	Elapsed
5	Maro ENGEL DEU							Venturi Formula E Team Venturi VM200-FE-02						
	1	A	3:16.825	2:18.529	35.313	22.983	38.3	3:16.825						
	2	A	1:03.045	14.849	28.820	19.376	119.5	4:19.870						
	3	A	1:14.738 B	18.516	30.192	26.030	100.8	5:34.608						
25	Jean-Eric VERGNE FRA							TECHEETAH Renault Z.E. 16						
	1	B	1:18.642	17.618	38.083	22.941	95.8	1:18.642						
	2	B	1:03.202	14.727	29.130	19.345	119.2	2:21.844						
	3	B	1:14.795 B	18.366	30.913	25.516	100.7	3:36.639						
37	José María LOPEZ ARG							DS Virgin Racing DS Virgin DSV-02						
	1	A	5:13.202	4:14.827	36.659	21.716	24.1	5:13.202						
	2	A	1:03.072	14.751	28.785	19.536	119.5	6:16.274						
	3	A	1:15.545 B	16.615	29.930	29.000	99.7	7:31.819						
66	Daniel ABT DEU							ABT Schaeffler Audi Sport ABT Schaeffler FE02						
	1	A	7:07.848	6:15.063	31.716	21.069	17.6	7:07.848						
	2	A	1:02.711	14.643	28.998	19.070	120.2	8:10.559						
	3	A	1:17.580 B	19.549	30.597	27.434	97.1	9:28.139						
88	Oliver TURVEY GBR							NEXTEV NIO NextEV TCR Formula 002						
	1	A	9:01.091	8:07.536	32.568	20.987	13.9	9:01.091						
	2	A	1:02.867	14.716	28.970	19.181	119.9	10:03.958						
	3	A	1:28.458 B	18.219	35.506	34.733	85.2	11:32.416						



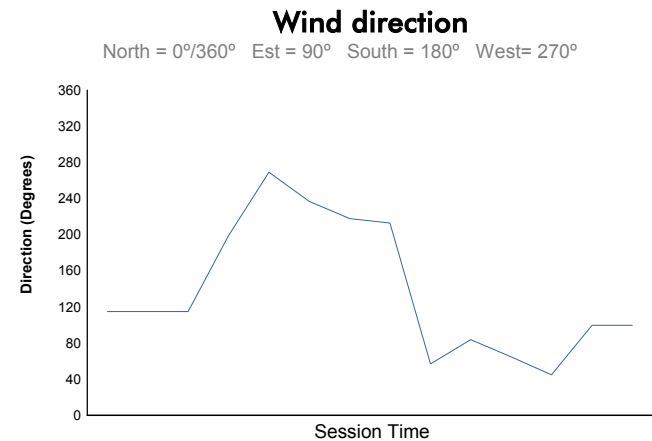
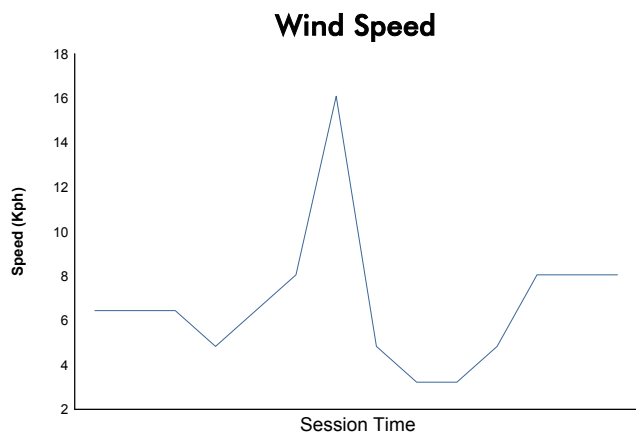
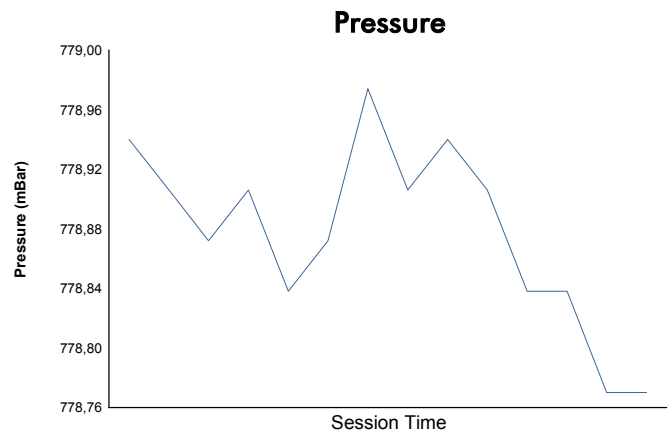
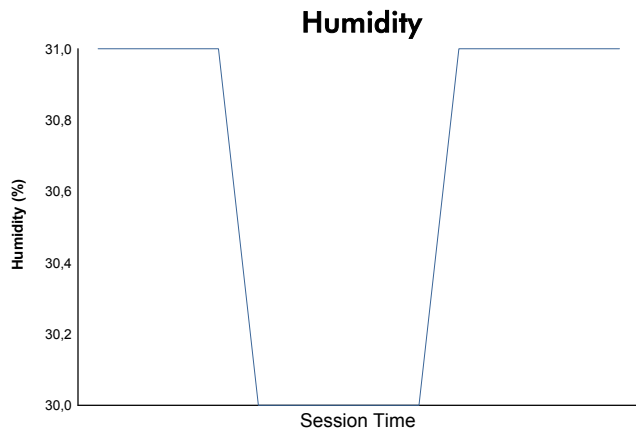
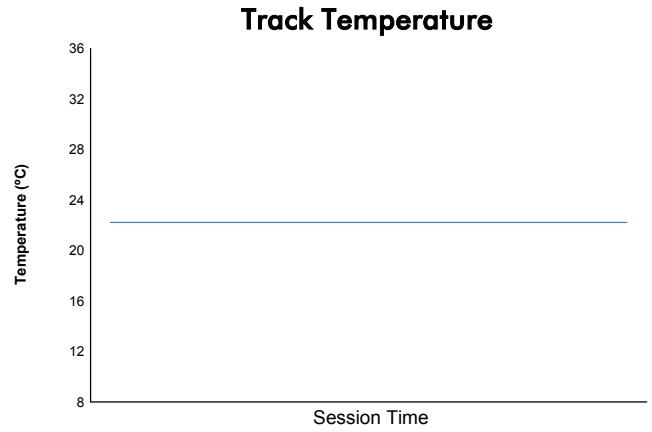
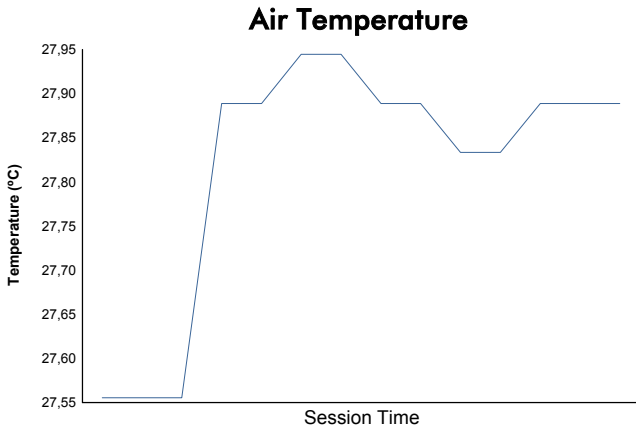
Round 4 - Mexico City ePrix

FIA Formula E Championship

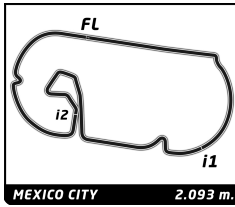
Super Pole Session

Weather Report

Official Timekeeper



Track Status: **DRY**



FIA Formula E Championship

Round 4 - Mexico City ePrix

Qualifying

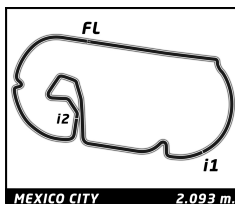
Final Classification

Official Timekeeper

Nr.	Driver	Nat	Team	Groups	Super Pole	Time	Gap	
1	88 Oliver TURVEY	GBR	NEXTEV NIO	1:02.712	1:02.867	1:02.867		
2	5 Maro ENGEL	DEU	Venturi Formula E Team	1:02.974	1:03.045	1:03.045	0.178	0.178
3	37 José María LOPEZ	ARG	DS Virgin Racing	1:02.831	1:03.072	1:03.072	0.205	0.027
4	25 Jean-Eric VERGNE	FRA	TECHEETAH	1:02.983	1:03.202	1:03.202	0.335	0.130
5	23 Nick HEIDFELD	DEU	Mahindra Racing	1:03.022		1:03.022		
<hr/>								
6	2 Sam BIRD	GBR	DS Virgin Racing	1:03.099		1:03.099	0.077	0.077
7	28 Antonio Felix DA COSTA	PRT	Andretti Formula E	1:03.363		1:03.363	0.341	0.264
8	9 Sébastien BUEMI	CHE	Renault e.dams	1:03.402		1:03.402	0.380	0.039
9	19 Felix ROSENQVIST	SWE	Mahindra Racing	1:03.425		1:03.425	0.403	0.023
10	4 Stéphane SARRAZIN	FRA	Venturi Formula E Team	1:03.491		1:03.491	0.469	0.066
11	33 Esteban GUTIERREZ	MEX	TECHEETAH	1:03.509		1:03.509	0.487	0.018
12	47 Adam CARROLL	GBR	Panasonic Jaguar Racing	1:03.553		1:03.553	0.531	0.044
13	20 Mitch EVANS	NZL	Panasonic Jaguar Racing	1:03.563		1:03.563	0.541	0.010
14	8 Nicolas PROST	FRA	Renault e.dams	1:03.589		1:03.589	0.567	0.026
15	27 Robin FRIJNS	NLD	Andretti Formula E	1:03.688		1:03.688	0.666	0.099
16	11 Lucas DI GRASSI	BRA	ABT Schaeffler Audi Sport	1:03.690		1:03.690	0.668	0.002
17	3 Nelson PIQUET JR	BRA	NEXTEV NIO	1:04.082		1:04.082	1.060	0.392
<hr/>								
Not classified:								
6	Loïc DUVAL	FRA	Faraday Future Dragon Racing	1:11.575		1:11.575	8.553	7.493
66	Daniel ABT	DEU	ABT Schaeffler Audi Sport					
7	Jérôme D'AMBROSIO	BEL	Faraday Future Dragon Racing					

Cars 66 - Loss of all qualifying times as per Stewards' Decision 19
 Cars 7 - Loss of all qualifying times as per Stewards' Decision 20

Stewards:	Timekeeper:
-----------	-------------



FIA Formula E Championship

Round 4 - Mexico City ePrix

Race (45 laps, 94,2 km.)

Starting Grid

Official Timekeeper TAG Heuer

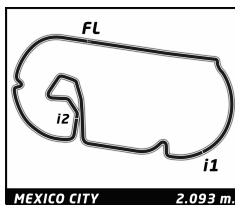
Loïc DUVAL	Faraday Future Dragon Racing	6			
			- 10 -	7	Faraday Future Dragon Racing Jérôme D'AMBROSIO
Daniel ABT	ABT Schaeffler Audi Sport	66			
			- 9 -	4	Venturi Formula E Team Stéphane SARRAZIN 1:03.491
1:04.082	Nelson PIQUET JR	NEXTEV NIO	3		
			- 8 -	11	ABT Schaeffler Audi Sport Lucas DI GRASSI 1:03.690
1:03.688	Robin FRUJNS	Andretti Formula E	27		
			- 7 -	8	Renault e.dams Nicolas PROST 1:03.589
1:03.045	Maro ENGEL	Venturi Formula E Team	5		
			- 6 -	20	Panasonic Jaguar Racing Mitch EVANS 1:03.563
1:03.553	Adam CARROLL	Panasonic Jaguar Racing	47		
			- 5 -	33	TECHEETAH Esteban GUTIERREZ 1:03.509
1:03.425	Felix ROSENQVIST	Mahindra Racing	19		
			- 4 -	9	Renault e.dams Sébastien BUEMI 1:03.402
1:03.363	Antonio Felix DA COSTA	Andretti Formula E	28		
			- 3 -	2	DS Virgin Racing Sam BIRD 1:03.099
1:03.022	Nick HEIDFELD	Mahindra Racing	23		
			- 2 -	25	TECHEETAH Jean-Eric VERGNE 1:03.202
1:03.072	José María LOPEZ	DS Virgin Racing	37		
			- 1 -	88	NEXTEV NIO Oliver TURVEY 1:02.867

Pole

Car 4 - 10 place grid drop as per Stewards' Descision 7
 Car 5 - 10 place grid drop as per Stewards' Descision 8
 Car 66 - Permission granted to start the Race as per Stewards' Decision 19
 Car 7 - Permission granted to start the Race as per Stewards' Decision 20
 Car 6 - Permission granted to start the Race from the back of the grid as per Stewards' Decision 21

Stewards:

Timekeeper:



FIA Formula E Championship

Round 4 - Mexico City ePrix

Race (45 laps, 94,2 km.)

Final Classification

Official Timekeeper TAG Heuer

Drivers	Nat	Team	Vehicle	Laps	Total Time	Gap	Kph	Best Lap		
								Lap	Time	Kph
1 (25) 11 Lucas DI GRASSI	BRA	ABT Schaeffler Audi Sport	ABT Schaeffler FE02	45	56:27.535	-	100.1	40	1:04.360	117.1
2 (18) 25 Jean-Eric VERGNE	FRA	TECHEETAH	Renault Z.E. 16	45	56:29.501	+1.966	100.0	26	1:03.334	119.0
3 (15) 2 Sam BIRD	GBR	DS Virgin Racing	DS Virgin DSV-02	45	56:35.015	+7.480	99.9	27	1:03.599	118.5
4 (12) 20 Mitch EVANS	NZL	Panasonic Jaguar Racing	Jaguar I-Type 1	45	56:37.305	+9.770	99.8	36	1:04.250	117.3
5 (10) 8 Nicolas PROST	FRA	Renault e.dams	Renault Z.E. 16	45	56:37.491	+9.956	99.8	34	1:04.112	117.5
6 (8) 37 José Maria LOPEZ	ARG	DS Virgin Racing	DS Virgin DSV-02	45	56:38.166	+10.631	99.8	21	1:03.735	118.2
7 (6) 66 Daniel ABT	DEU	ABT Schaeffler Audi Sport	ABT Schaeffler FE02	45	56:39.229	+11.694	99.7	39	1:04.108	117.5
8 (4) 47 Adam CARROLL	GBR	Panasonic Jaguar Racing	Jaguar I-Type 1	45	56:41.257	+13.722	99.7	39	1:04.479	116.9
9 (2) 3 Nelson PIQUET JR	BRA	NEXTEV NIO	NextEV TCR Formula 002	45	56:41.691	+14.156	99.7	32	1:04.096	117.6
10 (1) 33 Esteban GUTIERREZ	MEX	TECHEETAH	Renault Z.E. 16	45	56:43.252	+15.717	99.6	20	1:04.276	117.2
11 27 Robin FRIJNS	NLD	Andretti Formula E	Andretti ATEC-02	45	56:48.994	+21.459	99.5	27	1:03.787	118.1
12 23 Nick HEIDFELD	DEU	Mahindra Racing	Mahindra M3Electro	45	56:54.767	+27.232	99.3	27	1:03.864	118.0
13 (1) 9 Sébastien BUEMI	CHE	Renault e.dams	Renault Z.E. 16	45	57:28.900	+1:01.365	98.3	40	1:03.102	119.4
14 7 Jérôme D'AMBROSIO	BEL	Faraday Future Dragon Racing	Penske 701-EV	45	57:37.181	+1:09.646	98.1	10	1:04.476	116.9
15 4 Stéphane SARRAZIN	FRA	Venturi Formula E Team	Venturi VM200-FE-02	44	57:03.709	1 Lap	96.8	40	1:03.384	118.9
16 19 Felix ROSENQVIST	SWE	Mahindra Racing	Mahindra M3Electro	43	54:38.350	2 Laps	98.8	36	1:04.021	117.7

Not classified:

5 Maro ENGEL	DEU	Venturi Formula E Team	Venturi VM200-FE-02	38	49:16.074			22	1:04.172	117.4
28 Antonio Felix DA COSTA	PRT	Andretti Formula E	Andretti ATEC-02	32	42:26.431			27	1:03.972	117.8
6 Loïc DUVAL	FRA	Faraday Future Dragon Racing	Penske 701-EV	25	32:06.061			14	1:04.152	117.5
(3) 88 Oliver TURVEY	GBR	NEXTEV NIO	NextEV TCR Formula 002	12	15:22.610			10	1:04.636	116.6

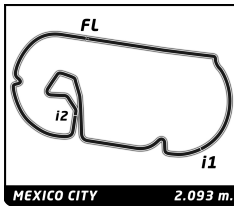
Pole Position	O. TURVEY	1:02.867	119.9 Kph
Fastest Lap	Lap 40 Sébastien BUEMI	1:03.102	119.4 Kph

Car 2 - 2 seconds added to the total race time due to Stewards Decision No. 25
 Car 7 - drive through penalty converted to 37 seconds added to the total race time due to Stewards Decision No. 26

Published at:

Track Status: **DRY**

Stewards:	Timekeeper:
------------------	--------------------



FIA Formula E Championship

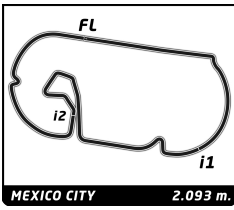
Round 4 - Mexico City ePrix

Race

Lap Chart

Official Timekeeper TAG Heuer

Nr	Pos	Grid	LAP																																		
			1	2	3	4	5	6	7	8	9	10	11	12	13	14	15	16	17	18	19	20	21	22	23	24	25	26	27	28	29	30	31	32			
88	1	88	88	88	88	88	88	88	88	88	88	88	88	88	88	88	88	88	88	88	88	88	88	88	88	88	88	88	88	88	88	88	88	88	88	88	
37	2	37	37	37	37	37	37	37	37	37	37	37	37	37	37	37	37	37	37	37	37	37	37	37	37	37	37	37	37	37	37	37	37	37	37	37	
25	3	25	23	23	23	23	23	23	23	23	23	23	23	23	23	23	23	23	23	23	23	23	23	23	23	23	23	23	23	23	23	23	23	23	23	23	
23	4	23	25	25	25	25	25	25	25	25	25	25	25	25	25	25	25	25	25	25	25	25	25	25	25	25	25	25	25	25	25	25	25	25	25	25	
2	5	2	2	2	2	2	2	2	2	2	2	2	2	2	2	2	2	2	2	2	2	2	2	2	2	2	2	2	2	2	2	2	2	2	2	2	
28	6	28	28	19	19	19	19	19	9	9	9	9	9	9	9	9	9	9	9	9	9	9	9	9	9	9	9	9	9	9	9	9	9	9	9	9	
9	7	9	19	9	8	9	9	19	19	19	19	19	19	19	19	19	19	19	19	19	19	19	19	19	19	19	19	19	19	19	19	19	19	19	19	19	
19	8	19	9	47	9	47	47	47	47	47	47	47	47	47	47	47	47	47	47	47	47	47	47	47	47	47	47	47	47	47	47	47	47	47	47	47	
33	9	33	47	20	47	20	20	20	20	20	20	20	20	20	20	20	20	20	20	20	20	20	20	20	20	20	20	20	20	20	20	20	20	20	20	20	
47	10	47	20	33	20	33	33	5	5	5	5	5	5	5	5	5	5	5	5	5	5	5	5	5	5	5	5	5	5	5	5	5	5	5	5	5	
20	11	20	33	5	33	5	5	33	28	28	28	28	28	28	28	28	28	28	28	28	28	28	28	28	28	28	28	28	28	28	28	28	28	28	28	28	
5	12	5	5	8	5	28	28	28	27	27	27	27	27	27	27	27	27	27	27	27	27	27	27	27	27	27	27	27	27	27	27	27	27	27	27	27	27
8	13	8	8	28	28	27	27	27	8	8	8	8	8	8	8	8	8	8	8	8	8	8	8	8	8	8	8	8	8	8	8	8	8	8	8	8	
27	14	27	11	27	27	8	8	8	66	66	66	66	66	66	66	66	66	66	66	66	66	66	66	66	66	66	66	66	66	66	66	66	66	66	66	66	66
11	15	11	27	66	66	66	66	66	33	7	7	7	7	7	7	7	7	7	7	7	7	7	7	7	7	7	7	7	7	7	7	7	7	7	7	7	
3	16	3	66	7	7	7	7	7	7	6	6	6	6	6	6	6	6	6	6	6	6	6	6	6	6	6	6	6	6	6	6	6	6	6	6	6	
4	17	4	7	11	6	6	6	6	6	3	3	3	3	3	3	3	3	3	3	3	3	3	3	3	3	3	3	3	3	3	3	3	3	3	3	3	
66	18	66	6	6	3	3	3	3	3	33	33	11	11	11	11	11	11	11	11	11	11	11	11	11	11	11	11	11	11	11	11	11	11	11	11	11	
7	19	7	3	3	4	4	4	4	4	11	11	33	33	33	33	33	33	33	33	33	33	33	33	33	33	33	33	33	33	33	33	33	33	33	33	33	
6	20	6	4	4	11	11	11	11	11	4	4	4	4	4	4	4	4	4	4	4	4	4	4	4	4	4	4	4	4	4	4	4	4	4	4	4	

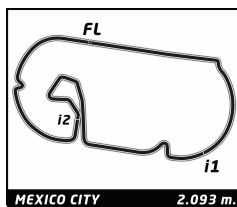


FIA Formula E Championship
Round 4 - Mexico City ePrix
Race

Lap Chart

Official Timekeeper TAG Heuer

		LAP													
Nr	Pos	33	34	35	36	37	38	39	40	41	42	43	44	45	
88	1	11	11	11	11	11	11	11	11	11	11	11	11	11	
37	2	7	7	7	7	7	7	7	7	7	7	25	25	25	
25	3	37	37	25	25	25	25	25	25	25	25	7	2	2	
23	4	25	25	2	2	2	2	2	2	2	2	2	7	20	
2	5	2	2	23	23	23	23	23	23	23	23	20	20	8	
28	6	23	23	19	19	19	19	19	19	19	8	37	8	37	
9	7	19	27	20	20	20	20	20	20	20	20	8	37	66	
19	8	27	19	47	47	47	8	8	8	8	19	66	66	47	
33	9	9	9	8	8	8	47	47	47	47	47	47	47	3	
47	10	20	20	27	5	3	3	3	3	3	3	3	3	33	
20	11	47	47	5	3	37	37	37	37	37	37	33	33	27	
5	12	8	8	3	37	5	66	66	66	66	66	23	27	23	
8	13	5	5	37	66	66	33	33	33	33	33	19	23	7	
27	14	3	3	66	33	33	27	27	27	27	27	27	9	9	
11	15	66	66	33	4	4	5	9	9	9	9	9	4		
3	16	33	33	4	9	27	9	4	4	4	4	4			
4	17	4	4	9	27	9	4								
66	18														
7	19														
6	20														



FIA Formula E Championship

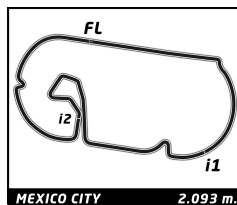
Round 4 - Mexico City ePrix

Race

Best Sector Times

Official Timekeeper

SECTOR 1			SECTOR 2		SECTOR 3		Pos	Driver	Ideal Lap	Best Lap
Pos	Driver	Time	Driver	Time	Driver	Time				
1	3 N.PIQUET JR	14.967	9 S.BUEMI	28.584	25 J.VERGNE	19.315	1	9 S.BUEMI	1:03.054	1:03.102 (1)
2	23 N.HEIDFELD	15.011	25 J.VERGNE	28.732	37 J.LOPEZ	19.320	2	37 J.LOPEZ	1:03.122	1:03.735 (5)
3	9 S.BUEMI	15.026	37 J.LOPEZ	28.762	2 S.BIRD	19.415	3	25 J.VERGNE	1:03.149	1:03.334 (2)
4	37 J.LOPEZ	15.040	4 S.SARRAZIN	28.783	9 S.BUEMI	19.444	4	2 S.BIRD	1:03.321	1:03.599 (4)
5	8 N.PROST	15.058	27 R.FRIJNS	28.810	3 N.PIQUET JR	19.451	5	4 S.SARRAZIN	1:03.362	1:03.384 (3)
6	19 F.ROSENQVIST	15.067	2 S.BIRD	28.814	4 S.SARRAZIN	19.477	6	66 D.ABT	1:03.564	1:04.108 (11)
7	47 A.CARROLL	15.090	66 D.ABT	28.935	66 D.ABT	19.526	7	23 N.HEIDFELD	1:03.578	1:03.864 (7)
8	2 S.BIRD	15.092	23 N.HEIDFELD	28.953	28 A.DA COSTA	19.537	8	27 R.FRIJNS	1:03.604	1:03.787 (6)
9	5 M.ENGEL	15.095	6 L.DUVAL	29.088	5 M.ENGEL	19.583	9	3 N.PIQUET JR	1:03.663	1:04.096 (10)
10	28 A.DA COSTA	15.101	19 F.ROSENQVIST	29.104	33 E.GUTIERREZ	19.585	10	28 A.DA COSTA	1:03.800	1:03.972 (8)
11	25 J.VERGNE	15.102	7 J.DAMBROSIO	29.144	7 J.DAMBROSIO	19.601	11	19 F.ROSENQVIST	1:03.809	1:04.021 (9)
12	4 S.SARRAZIN	15.102	5 M.ENGEL	29.158	11 L.DI GRASSI	19.608	12	5 M.ENGEL	1:03.836	1:04.172 (14)
13	66 D.ABT	15.103	28 A.DA COSTA	29.162	27 R.FRIJNS	19.610	13	8 N.PROST	1:03.908	1:04.112 (12)
14	33 E.GUTIERREZ	15.111	11 L.DI GRASSI	29.172	20 M.EVANS	19.612	14	6 LDUVAL	1:03.954	1:04.152 (13)
15	20 M.EVANS	15.128	8 N.PROST	29.235	23 N.HEIDFELD	19.614	15	20 M.EVANS	1:03.986	1:04.250 (15)
16	27 R.FRIJNS	15.184	3 N.PIQUET JR	29.245	8 N.PROST	19.615	16	33 E.GUTIERREZ	1:04.000	1:04.276 (16)
17	6 L.DUVAL	15.200	20 M.EVANS	29.246	19 F.ROSENQVIST	19.638	17	47 A.CARROLL	1:04.056	1:04.479 (19)
18	88 O.TURVEY	15.354	47 A.CARROLL	29.259	6 L.DUVAL	19.666	18	7 J.DAMBROSIO	1:04.198	1:04.476 (18)
19	11 L.DI GRASSI	15.427	33 E.GUTIERREZ	29.304	47 A.CARROLL	19.707	19	11 L.DI GRASSI	1:04.207	1:04.360 (17)
20	7 J.DAMBROSIO	15.453	88 O.TURVEY	29.386	88 O.TURVEY	19.715	20	88 O.TURVEY	1:04.455	1:04.636 (20)



FIA Formula E Championship

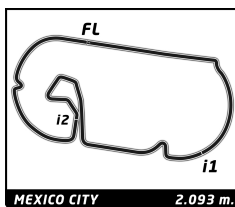
Round 4 - Mexico City ePrix

Race

Fastest Lap Sequence

Official Timekeeper 

Practice Time	Driver	Team	Car	Time	Kph	Lap
2:16.591	88 Oliver TURVEY	NEXTEV NIO	NextEV TCR Formula 002	1:07.775	111.2	2
2:21.490	20 Mitch EVANS	Panasonic Jaguar Racing	Jaguar I-Type 1	1:07.527	111.6	2
7:48.271	88 Oliver TURVEY	NEXTEV NIO	NextEV TCR Formula 002	1:05.403	115.2	5
7:56.999	6 Loïc DUVAL	Faraday Future Dragon Racing	Penske 701-EV	1:05.075	115.8	5
8:53.153	88 Oliver TURVEY	NEXTEV NIO	NextEV TCR Formula 002	1:04.882	116.1	6
8:56.128	9 Sébastien BUEMI	Renault e.dams	Renault Z.E. 16	1:04.564	116.7	6
12:19.026	66 Daniel ABT	ABT Schaeffler Audi Sport	ABT Schaeffler FE02	1:04.524	116.8	9
13:13.019	37 José Maria LOPEZ	DS Virgin Racing	DS Virgin DSV-02	1:04.506	116.8	10
13:25.134	7 Jérôme D'AMBROSIO	Faraday Future Dragon Racing	Penske 701-EV	1:04.476	116.9	10
13:27.091	3 Nelson PIQUET JR	NEXTEV NIO	NextEV TCR Formula 002	1:04.390	117.0	10
17:44.980	6 Loïc DUVAL	Faraday Future Dragon Racing	Penske 701-EV	1:04.152	117.5	14
26:33.773	37 José Maria LOPEZ	DS Virgin Racing	DS Virgin DSV-02	1:03.992	117.7	20
26:36.205	9 Sébastien BUEMI	Renault e.dams	Renault Z.E. 16	1:03.891	117.9	20
27:37.508	37 José Maria LOPEZ	DS Virgin Racing	DS Virgin DSV-02	1:03.735	118.2	21
33:54.772	25 Jean-Eric VERGNE	TECHEETAH	Renault Z.E. 16	1:03.334	119.0	26
49:19.177	9 Sébastien BUEMI	Renault e.dams	Renault Z.E. 16	1:03.127	119.4	38
51:33.929	9 Sébastien BUEMI	Renault e.dams	Renault Z.E. 16	1:03.102	119.4	40



FIA Formula E Championship

Round 4 - Mexico City ePrix

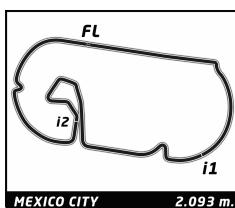
Race

Analysis by lap

Official Timekeeper TAG Heuer

Lapped

Nr	Lap Time	Gap	Nr	Lap Time	Gap	Nr	Lap Time	Gap	Nr	Lap Time	Gap	Nr	Lap Time	Gap
33	1:04.287	13.160	9	1:05.566	1:01.104									
27	1:04.109	23.396												
4	1:03.384	1 Lap												
9	1:19.600	48.438												
Lap 42														
11	1:04.891		11	1:06.176										
7	1:05.759	5.409	25	1:04.345	1.966									
25	1:05.818	5.731	2	1:04.925	5.480									
2	1:06.171	6.521	20	1:05.365	9.770									
23	1:06.652	7.747	8	1:04.539	9.956									
8	1:05.915	8.713	37	1:04.684	10.631									
20	1:06.766	9.231	66	1:04.915	11.694									
19	1:07.954	9.448	47	1:05.490	13.722									
47	1:06.278	9.877	3	1:05.480	14.156									
3	1:05.367	10.495	33	1:06.362	15.717									
37	1:05.145	10.796	27	1:05.341	21.459									
66	1:04.461	11.099	23	1:09.720	27.232									
33	1:04.820	13.089	7	1:30.827	32.646									
27	1:04.089	22.594	4	1:05.261	1 Lap									
4	1:03.542	1 Lap	9	1:06.437	1:01.365									
9	1:11.532	55.079												
Lap 43														
11	1:04.973													
25	1:04.674	5.432												
7	1:06.531	6.967												
2	1:05.987	7.535												
20	1:07.648	11.906												
37	1:06.527	12.350												
8	1:09.485	13.225												
66	1:08.226	14.352												
47	1:10.389	15.293												
3	1:10.338	15.860												
33	1:08.121	16.237												
23	1:16.392	19.166												
19	1:18.920	23.395												
27	1:05.855	23.476												
4	1:07.043	1 Lap												
9	1:11.836	1:01.942												
Lap 44														
11	1:06.404													
25	1:04.769	3.797												
2	1:05.600	6.731												
7	1:07.432	7.995												
20	1:05.079	10.581												
8	1:04.772	11.593												
37	1:06.177	12.123												
66	1:05.007	12.955												
47	1:05.519	14.408												
3	1:05.396	14.852												
33	1:05.698	15.531												
27	1:05.222	22.294												
23	1:10.926	23.688												
4	1:08.154	1 Lap												



FIA Formula E Championship

Round 4 - Mexico City ePrix

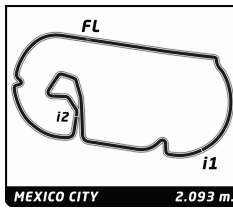
Race

Handicaps Analysis

Official Timekeeper 

Nr.	In Time		Out Time		Pit Time	Handicap	Gap	Window
	Hour	Elapsed	Hour	Elapsed				
2	DS Virgin Racing / DS Virgin DSV-02							
1	16:35:46.157	31:57.792	16:36:47.292	32:58.927	1:01.135 (61.135)	60	1.135	
3	NEXTEV NIO / NextEV TCR Formula 002							
1	16:34:49.759	31:01.394	16:36:03.281	32:14.916	1:13.522 (73.522)	60	13.522	
4	Venturi Formula E Team / Venturi VM200-FE-02							
1	16:05:07.778	1:19.413	16:06:09.835	2:21.470	1:02.057 (62.057)	60	2.057	
2	16:33:46.717	29:58.352	16:34:53.321	31:04.956	1:06.604 (66.604)	60	6.604	
3	16:51:49.854	48:01.489	16:53:22.138	49:33.773	1:32.284 (92.284)	60	32.284	
5	Venturi Formula E Team / Venturi VM200-FE-02							
1	16:35:51.546	32:03.181	16:36:53.045	33:04.680	1:01.499 (61.499)	60	1.499	
7	Faraday Future Dragon Racing / Penske 701-EV							
1	16:23:48.289	19:59.924	16:24:49.792	21:01.427	1:01.503 (61.503)	60	1.503	
8	Renault e.dams / Renault Z.E. 16							
1	16:08:17.587	4:29.222	16:08:55.663	5:07.298	38.076 (38.076)	60	-21.924	
2	16:36:58.834	33:10.469	16:37:59.712	34:11.347	1:00.878 (60.878)	60	0.878	
9	Renault e.dams / Renault Z.E. 16							
1	16:35:47.012	31:58.647	16:36:50.631	33:02.266	1:03.619 (63.619)	60	3.619	
11	ABT Schaeffler Audi Sport / ABT Schaeffler FE02							
1	16:06:13.907	2:25.542	16:07:28.832	3:40.467	1:14.925 (74.925)	60	14.925	
2	16:26:21.512	22:33.147	16:27:22.255	23:33.890	1:00.743 (60.743)	60	0.743	
19	Mahindra Racing / Mahindra M3Electro							
1	16:35:47.703	31:59.338	16:36:48.881	33:00.516	1:01.178 (61.178)	60	1.178	
20	Panasonic Jaguar Racing / Jaguar I-Type 1							
1	16:35:50.631	32:02.266	16:36:52.570	33:04.205	1:01.939 (61.939)	60	1.939	
23	Mahindra Racing / Mahindra M3Electro							
1	16:35:45.617	31:57.252	16:36:48.186	32:59.821	1:02.569 (62.569)	60	2.569	
25	TECHEETAH / Renault Z.E. 16							
1	16:34:40.764	30:52.399	16:35:42.348	31:53.983	1:01.584 (61.584)	60	1.584	
27	Andretti Formula E / Andretti ATEC-02							
1	16:35:52.822	32:04.457	16:36:50.189	33:01.824	57.367 (57.367)	60	-2.633	
2	16:49:30.472	45:42.107	16:49:57.542	46:09.177	27.070 (27.070)	60	-32.930	
28	Andretti Formula E / Andretti ATEC-02							
1	16:35:49.767	32:01.402	16:36:47.725	32:59.360	57.958 (57.958)	60	-2.042	
33	TECHEETAH / Renault Z.E. 16							
1	16:34:52.277	31:03.912	16:35:53.579	32:05.214	1:01.302 (61.302)	60	1.302	
37	DS Virgin Racing / DS Virgin DSV-02							
1	16:35:42.451	31:54.086	16:36:43.685	32:55.320	1:01.234 (61.234)	60	1.234	
47	Panasonic Jaguar Racing / Jaguar I-Type 1							
1	16:34:44.755	30:56.390	16:35:46.158	31:57.793	1:01.403 (61.403)	60	1.403	
66	ABT Schaeffler Audi Sport / ABT Schaeffler FE02							
1	16:35:53.630	32:05.265	16:36:55.806	33:07.441	1:02.176 (62.176)	60	2.176	

CARS WITHOUT PIT STOPS DURING THE SESSION: 6, 88.



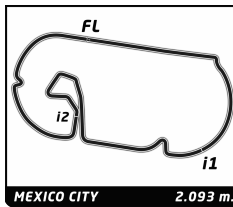
FIA Formula E Championship

Round 4 - Mexico City ePrix

Race Analysis

Official Timekeeper

							Personal Best		Session Best		B Crossing the finish line in pit lane				
Lap	C	Time	Sector 1	Sector 2	Sector 3	Kph	Elapsed	Lap	Time	Sector 1	Sector 2	Sector 3	Kph	Elapsed	
16	A	1:10.356	15.687	30.512	24.157	107.1	20:06.206	26	A	1:55.616	1:06.459	29.477	19.680	65.2	34:03.134
17	A	2:39.206	34.789	1:13.003	51.414	47.3	22:45.412	27	A	1:04.914	15.693	29.389	19.832	116.1	35:08.048
18	A	1:48.866	44.070	39.507	25.289	69.2	24:34.278	28	A	1:18.305	15.678	35.749	26.878	96.2	36:26.353
19	A	1:04.833	15.510	29.407	19.916	116.2	25:39.111	29	A	1:45.885	25.935	37.579	42.371	71.2	38:12.238
20	A	1:04.425	15.336	29.413	19.676	117.0	26:43.536	30	A	2:06.393	48.853	52.154	25.386	59.6	40:18.631
21	A	1:04.799	15.342	29.637	19.820	116.3	27:48.335	31	A	1:06.096	15.295	30.809	19.992	114.0	41:24.727
22	A	1:05.019	15.303	29.836	19.880	115.9	28:53.354	32	A	1:05.316	15.413	30.038	19.865	115.4	42:30.043
23	A	1:09.668	15.453	29.567	24.648	108.2	30:03.022	33	A	1:06.197	15.403	30.793	20.001	113.8	43:36.240
24	B	2:00.483	1:11.396	29.443	19.644	62.5	32:03.505	34	A	1:04.828	15.251	29.668	19.909	116.2	44:41.068
25	B	1:04.008	15.518	28.902	19.588	117.7	33:07.513	35	A	1:06.680	15.887	31.117	19.676	113.0	45:47.748
26	B	1:04.335	15.431	29.427	19.477	117.1	34:11.848	36	A	1:05.127	15.306	30.143	19.678	115.7	46:52.875
27	B	1:04.316	15.276	29.176	19.864	117.2	35:16.164	37	A	1:06.726	15.095	31.273	20.358	112.9	47:59.601
28	B	1:15.617	15.699	33.247	26.671	99.6	36:31.781	38	A	1:16.473	18.202	32.212	26.059	98.5	49:16.074
29	B	1:44.145	24.494	37.402	42.249	72.3	38:15.926	6 Loïc DUVAL FRA							
30	B	2:04.785	48.767	51.588	24.430	60.4	40:20.711	Faraday Future Dragon Racing Penske 701-EV							
31	B	1:07.216	15.362	30.497	21.357	112.1	41:27.927	1	B	1:19.640	24.172	34.168	21.300	94.6	1:19.640
32	B	1:04.948	15.565	29.402	19.981	116.0	42:32.875	2	B	1:11.113	15.936	30.127	25.050	106.0	2:30.753
33	B	1:05.337	15.641	29.547	20.149	115.3	43:38.212	3	B	2:14.608	29.217	57.529	47.862	56.0	4:45.361
34	B	1:04.775	15.458	29.517	19.800	116.3	44:42.987	4	B	2:06.563	45.077	53.802	27.684	59.5	6:51.924
35	B	1:07.208	16.430	30.733	20.045	112.1	45:50.195	5	B	1:05.075	15.691	29.470	19.914	115.8	7:56.999
36	B	1:05.095	15.330	29.919	19.846	115.8	46:55.290	6	B	1:06.434	15.854	30.506	20.074	113.4	9:03.433
37	B	1:10.855	15.245	30.501	25.109	106.3	48:06.145	7	B	1:07.512	15.796	31.000	20.716	111.6	10:10.945
38	B	2:26.205	1:37.009	29.550	19.646	51.5	50:32.350	8	B	1:06.108	16.246	30.141	19.721	114.0	11:17.053
39	B	1:03.975	15.464	28.815	19.696	117.8	51:36.325	9	B	1:04.541	15.531	29.298	19.712	116.7	12:21.594
40	B	1:03.384	15.108	28.783	19.493	118.9	52:39.709	10	B	1:05.155	15.525	29.670	19.960	115.6	13:26.749
41	B	1:03.542	15.102	28.879	19.561	118.6	53:43.251	11	B	1:04.526	15.431	29.370	19.725	116.8	14:31.275
42	B	1:07.043	15.178	31.128	20.737	112.4	54:50.294	12	B	1:04.606	15.522	29.418	19.666	116.6	15:35.881
43	B	1:08.154	16.447	31.277	20.430	110.6	55:58.448	13	B	1:04.947	15.549	29.649	19.749	116.0	16:40.828
44	B	1:05.261	15.422	29.580	20.259	115.5	57:03.709	14	B	1:04.152	15.396	29.088	19.668	117.5	17:44.980
5 Maro ENGEL DEU							Faraday Future Dragon Racing BEL								
Venturi Formula E Team Venturi VM200-FE-02							Faraday Future Dragon Racing Penske 701-EV								
1	B	1:14.756	21.934	32.428	20.394	100.8	1:14.756	1	A	1:18.067	23.767	33.694	20.606	96.5	1:18.067
2	B	1:08.865	16.840	30.405	21.620	109.4	2:23.621	2	A	1:11.431	16.198	30.962	24.271	105.5	2:29.498
3	B	2:15.842	30.786	56.732	48.324	55.5	4:39.463	3	A	2:14.026	29.004	56.582	48.440	56.2	4:43.524
4	B	2:08.575	42.633	57.382	28.560	58.6	6:48.038	4	A	2:07.358	43.443	56.246	27.669	59.2	6:50.882
5	B	1:06.705	15.843	29.680	21.182	113.0	7:54.743	5	A	1:05.578	15.951	29.472	20.155	114.9	7:56.460
6	B	1:05.795	16.022	29.643	20.130	114.5	9:00.538	6	A	1:06.463	16.002	30.368	20.093	113.4	9:02.923
7	B	1:04.817	15.915	29.244	19.658	116.2	10:05.355	7	A	1:07.714	15.858	31.085	20.771	111.3	10:10.637
8	B	1:04.932	15.962	29.280	19.690	116.0	11:10.287	8	A	1:05.252	16.320	29.331	19.601	115.5	11:15.889
9	B	1:04.734	15.804	29.208	19.722	116.4	12:15.021	9	A	1:04.769	15.657	29.374	19.738	116.3	12:20.658
10	B	1:04.958	15.953	29.241	19.764	116.0	13:19.979	10	A	1:04.476	15.586	29.144	19.746	116.9	13:25.134
11	B	1:04.803	15.741	29.315	19.747	116.3	14:24.782	11	A	1:04.613	15.487	29.293	19.833	116.6	14:29.747
12	B	1:04.825	15.753	29.283	19.789	116.2	15:29.607	12	A	1:04.573	15.747	29.160	19.666	116.7	15:34.320
13	B	1:05.190	15.866	29.359	19.965	115.6	16:34.797	13	A	1:04.668	15.479	29.468	19.721	116.5	16:38.988
14	B	1:05.699	15.668	30.074	19.957	114.7	17:40.496								
15	B	1:05.301	15.629	29.712	19.960	115.4	18:45.797								
16	B	1:09.966	15.653	29.848	24.465	107.7	19:55.763								
17	B	2:41.206	33.767	1:15.034	52.405	46.7	22:36.969								
18	B	1:52.369	44.627	42.205	25.537	67.1	24:29.338								
19	B	1:05.214	15.625	29.744	19.845	115.5	25:34.552								
20	B	1:05.294	15.642	29.869	19.783	115.4	26:39.846								
21	B	1:04.670	15.614	29.413	19.643	116.5	27:44.516								
22	B	1:04.172	15.431	29.158	19.583	117.4	28:48.688								
23	B	1:04.938	15.558	29.702	19.678	116.0	29:53.626								
24	B	1:04.791	15.593	29.425	19.773	116.3	30:58.417								
25	B	1:09.101	15.660	29.191	24.250	109.0	32:07.518								



FIA Formula E Championship

Round 4 - Mexico City ePrix

Race

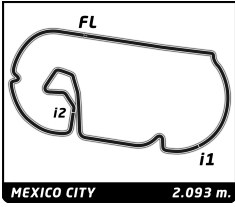
Analysis

Official Timekeeper

Lap	C	Time	Sector 1	Sector 2	Sector 3	Kph	Elapsed	Lap	Time	Sector 1	Sector 2	Sector 3	Kph	Elapsed	
23	A	1:04.551	15.538	29.298	19.715	116.7	29:51.784	32	A	1:05.174	15.210	30.113	19.851	115.6	42:30.721
24	A	1:08.868 B	15.380	29.397	24.091	109.4	31:00.652	33	A	1:06.695	15.320	30.623	20.752	113.0	43:37.416
25	B	1:55.978	1:06.482	29.484	20.012	65.0	32:56.630	34	A	1:04.394	15.339	29.065	19.990	117.0	44:41.810
26	B	1:05.350	15.670	29.835	19.845	115.3	34:01.980	35	A	1:07.346	16.077	31.382	19.887	111.9	45:49.156
27	B	1:05.231	15.570	29.703	19.958	115.5	35:07.211	36	A	1:04.923	15.516	29.643	19.764	116.1	46:54.079
28	B	1:16.515	15.369	33.693	27.453	98.5	36:23.726	37	A	1:05.662	15.342	30.562	19.758	114.8	47:59.741
29	B	1:46.965	26.911	37.609	42.445	70.4	38:10.691	38	A	1:04.360	15.255	29.505	19.600	117.1	49:04.101
30	B	2:07.003	48.379	52.621	26.003	59.3	40:17.694	39	A	1:04.108	15.203	29.218	19.687	117.5	50:08.209
31	B	1:06.803	15.403	31.260	20.140	112.8	41:24.497	40	A	1:04.111	15.248	29.127	19.736	117.5	51:12.320
32	B	1:05.119	15.242	29.855	20.022	115.7	42:29.616	41	A	1:04.300	15.133	29.542	19.625	117.2	52:16.620
33	B	1:04.741	15.281	29.602	19.858	116.4	43:34.357	42	A	1:04.461	15.103	29.373	19.985	116.9	53:21.081
34	B	1:04.935	15.382	29.501	20.052	116.0	44:39.292	43	A	1:08.226	15.534	32.128	20.564	110.4	54:29.307
35	B	1:05.215	15.929	29.501	19.785	115.5	45:44.507	44	A	1:05.007	15.339	29.966	19.702	115.9	55:34.314
36	B	1:04.576	15.364	29.376	19.836	116.7	46:49.083	45	A	1:04.915	15.293	29.781	19.841	116.1	56:39.229
37	B	1:04.518	15.218	29.259	20.041	116.8	47:53.601								
38	B	1:05.488	15.258	30.352	19.878	115.1	48:59.089								
39	B	1:04.479	15.215	29.363	19.901	116.9	50:03.568								
40	B	1:04.995	15.090	29.929	19.976	115.9	51:08.563								
41	B	1:05.018	15.220	29.891	19.907	115.9	52:13.581								
42	B	1:06.278	15.160	30.772	20.346	113.7	53:19.859								
43	B	1:10.389	15.380	33.796	21.213	107.0	54:30.248								
44	B	1:05.519	15.435	30.025	20.059	115.0	55:35.767								
45	B	1:05.490	15.326	29.952	20.212	115.1	56:41.257								

88 Oliver TURVEY							GBR
NEXTEV NIO							NextEV TCR Formula 002
1	B	1:08.816	18.021	30.481	20.314	109.5	1:08.816
2	B	1:07.775	15.941	30.873	20.961	111.2	2:16.591
3	B	2:10.184	24.380	58.174	47.630	57.9	4:26.775
4	B	2:16.093	41.289	1:02.048	32.756	55.4	6:42.868
5	B	1:05.403	15.771	29.674	19.958	115.2	7:48.271
6	B	1:04.882	15.525	29.642	19.715	116.1	8:53.153
7	B	1:04.871	15.512	29.585	19.774	116.2	9:58.024
8	B	1:04.915	15.501	29.493	19.921	116.1	11:02.939
9	B	1:04.871	15.484	29.583	19.804	116.2	12:07.810
10	B	1:04.636	15.480	29.386	19.770	116.6	13:12.446
11	B	1:04.945	15.365	29.658	19.922	116.0	14:17.391
12	B	1:05.219	15.354	29.469	20.396	115.5	15:22.610

66 Daniel ABT							DEU
ABT Schaeffler Audi Sport							ABT Schaeffler FE02
1	B	1:16.532	22.917	33.215	20.400	98.5	1:16.532
2	B	1:11.889	16.639	31.459	23.791	104.8	2:28.421
3	B	2:13.706	28.964	56.751	47.991	56.4	4:42.127
4	B	2:08.046	43.343	56.979	27.724	58.8	6:50.173
5	B	1:05.861	15.871	29.772	20.218	114.4	7:56.034
6	B	1:06.476	15.859	30.503	20.114	113.3	9:02.510
7	B	1:07.181	15.819	31.190	20.172	112.2	10:09.691
8	B	1:04.811	15.683	29.227	19.901	116.3	11:14.502
9	B	1:04.524	15.585	29.276	19.663	116.8	12:19.026
10	B	1:04.711	15.574	29.314	19.823	116.4	13:23.737
11	B	1:04.727	15.670	29.306	19.751	116.4	14:28.464
12	B	1:04.570	15.504	29.355	19.711	116.7	15:33.034
13	B	1:04.496	15.444	29.272	19.780	116.8	16:37.530
14	B	1:04.896	15.510	29.579	19.807	116.1	17:42.426
15	B	1:05.146	15.663	29.724	19.759	115.7	18:47.572
16	B	1:11.654	16.670	29.691	25.293	105.2	19:59.226
17	B	2:40.631	33.713	1:15.143	51.775	46.9	22:39.857
18	B	1:50.980	44.816	40.668	25.496	67.9	24:30.837
19	B	1:05.086	15.553	29.774	19.759	115.8	25:35.923
20	B	1:04.734	15.481	29.650	19.603	116.4	26:40.657
21	B	1:04.966	15.389	29.841	19.736	116.0	27:45.623
22	B	1:04.165	15.351	29.267	19.547	117.4	28:49.788
23	B	1:04.854	15.371	29.724	19.759	116.2	29:54.642
24	B	1:04.795	15.297	29.764	19.734	116.3	30:59.437
25	B	1:10.081 B	15.878	29.823	24.380	107.5	32:09.518
26	A	1:56.163	1:07.444	29.193	19.526	64.9	34:05.681
27	A	1:04.115	15.590	28.935	19.590	117.5	35:09.796
28	A	1:19.196	15.679	36.611	26.906	95.1	36:28.992
29	A	1:45.266	25.665	37.435	42.166	71.6	38:14.258
30	A	2:05.205	48.466	51.738	25.001	60.2	40:19.463
31	A	1:06.084	15.336	30.892	19.856	114.0	41:25.547

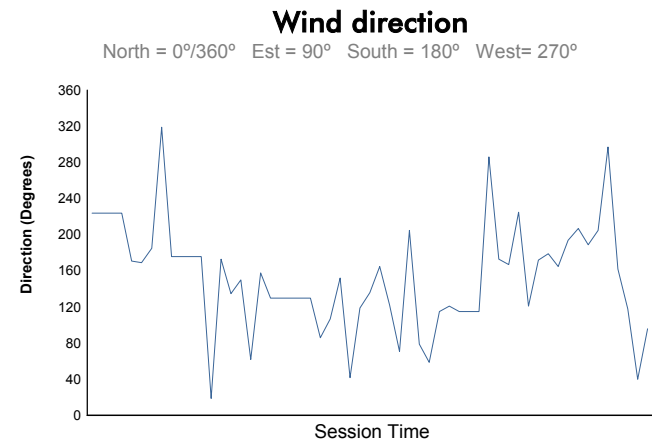
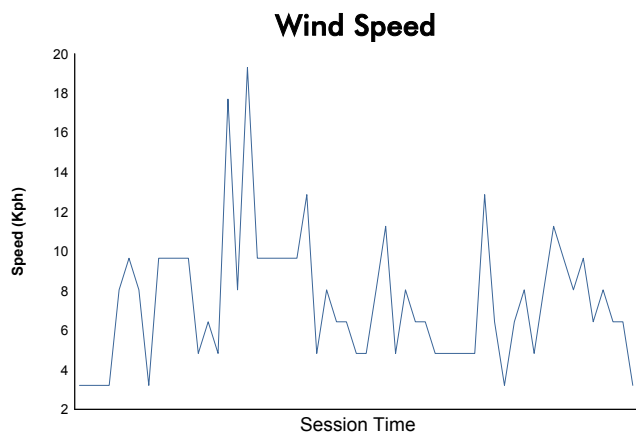
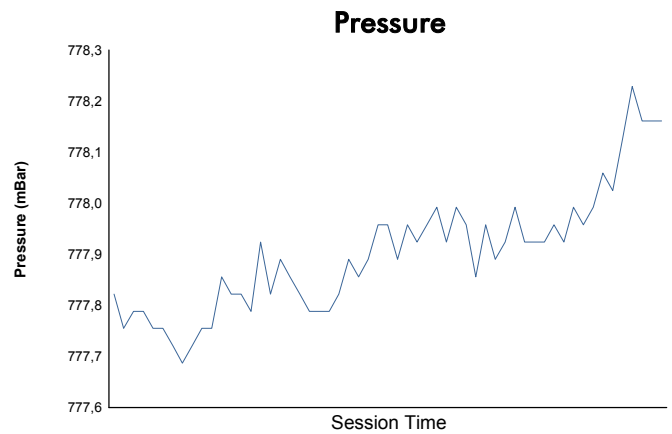
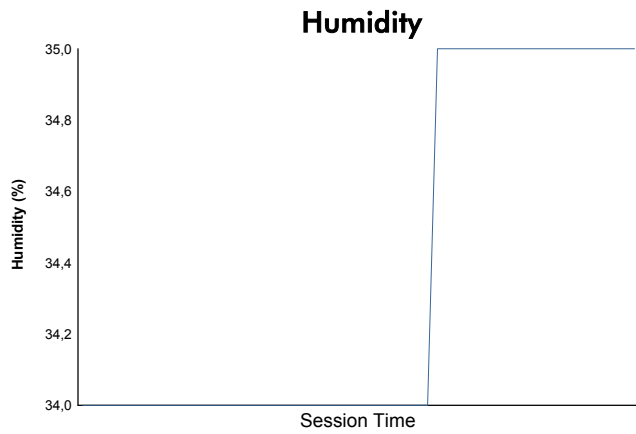
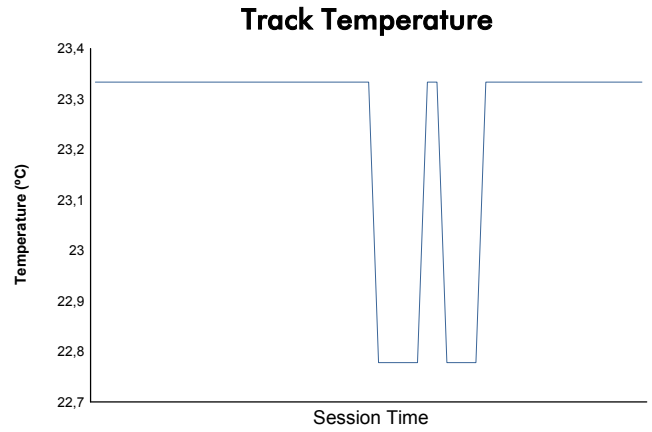
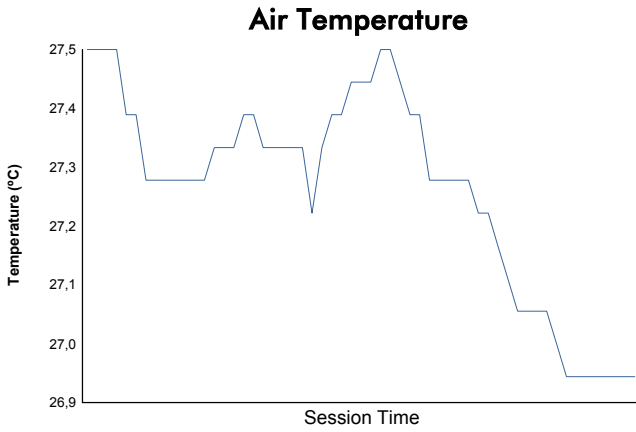


Round 4 - Mexico City ePrix

FIA Formula E Championship Race

Weather Report

Official Timekeeper



Track Status: **DRY**