

世界^情フィギュアスケート
国別対抗戦 ✨ 2017

 World Team Trophy in Figure Skating



PROTOCOL



April 20 - April 23, 2017 Tokyo, Japan

Protocol

of the

ISU World Team Trophy 2017

organized by the

Japan Skating Federation

with the authorization of the

International Skating Union

held in

Tokyo, Japan

April 20-23, 2017

The events of the competition took place at the

Yoyogi National Stadium 1st Gymnasium

an artificial and heated indoor ice surface.

April 20 - April 23, 2017 Tokyo, Japan

International Skating Union (ISU)

Council

President: Jan Dijkema Netherlands

1st Vice President

Speed Skating: Tron Espeli Norway

2nd Vice President

Figure Skating: Alexander Lakernik Russia

Members

Figure Skating: Junko Hiramatsu Japan
 Patricia St. Peter U.S.A.
 Marie Lundmark Finland
 Benoit Lavoie Canada
 Maria Teresa Samaranch Spain

Speed Skating: Yang Yang China
 Jae Youl Kim Republic of Korea
 Stoytcho G. Stoytchev Bulgaria
 Roland E. Maillard Switzerland
 Sergio Anesi Italy

ISU Director General Fredi Schmid Switzerland

ISU Figure Skating Sports Director Charles Z. Cyr U.S.A.
 Krisztina Regöczy Hungary

ISU Speed Skating Sports Director Hugo Herrnhof Italy

Technical Committees

Single & Pair Skating

Chairperson: Fabio Bianchetti Italy
 Members: Susan Lynch Australia
 Yukiko Okabe Japan
 Rita Zonnekeyn Belgium
 Appointed Skater: Patrick Meier Switzerland
 Appointed Coach: David P. Kirby U.S.A.

Ice Dance

Chairperson: Halina Gordon-Poltorak Poland
 Members: Shawn Rettstatt U.S.A.
 Alla Shekhovtsova Russia
 Hilary Selby Great Britain
 Appointed Skater: Sylwia Nowak-Trebacka Poland
 Appointed Coach: Maurizio Margaglio Italy

Synchronized Skating

Chairperson: Christopher Buchanan Great Britain
 Members: Mika Saarelainen Finland
 Petra Tyrbo Sweden
 Lois Long U.S.A.
 Appointed Skater: Helena Ericson Sweden
 Appointed Coach: Cathy Dalton Canada

April 20 - April 23, 2017 Tokyo, Japan

TIME SCHEDULE

Date	Time	Event
Wednesday, April 19	All day	Official Practice
	14:00	Team Leaders Meeting
	16:00	Referees and Technical Controllers Meeting
	17:00	Initial Judges Meeting and Judges Draw
	19:30	Opening Ceremony & Reception
Thursday, April 20	14:30	Opening Ceremony on Ice
	15:15	ICE DANCE – Short Dance
	16:35	LADIES – Short Program
	18:40	MEN – Short Program
Friday, April 21	16:00	PAIRS – Short Program
	17:25	ICE DANCE – Free Dance
	19:00	MEN – Free Skating
Saturday, April 22	15:15	PAIRS – Free Skating
	16:50	LADIES – Free Skating
	21:00	Prize Giving Ceremony & Closing Banquet
Sunday, April 23	14:00	Gala Exhibition

April 20 - April 23, 2017 Tokyo, Japan

ISU Event Officials

ISU Representative: Ms. Marie LUNDMARK

ISU Medical Advisor: Mr. Hiroya SAKAI M.D.

ISU Event Coordinator: Mr. Dingding LIU

MEN

Referee	Mr. Fabio BIANCHETTI
Technical Controller	Ms. Elisabeth LOUESDON
Technical Specialist	Ms. Pirjo UIMONEN
Assistant Technical Specialist	Mr. Sandor GALAMBOS
Data Operator	Mr. Jun OKADA
Replay Operator	Mr. Frederic AVOT

LADIES

Referee	Mr. Igor OBRAZTSOV
Technical Controller	Ms. Sally REHORICK
Technical Specialist	Ms. Franca BIANCONI
Assistant Technical Specialist	Mr. Scott DAVIS
Data Operator	Mr. Jun OKADA
Replay Operator	Mr. Frederic AVOT

PAIRS

Referee	Mr. Fabio BIANCHETTI
Technical Controller	Ms. Sally REHORICK
Technical Specialist	Ms. Whitney GAYNOR
Assistant Technical Specialist	Mr. Soltan KOKOEV
Data Operator	Mr. Jun OKADA
Replay Operator	Mr. Frederic AVOT

ICE DANCE

Referee	Ms. Jean SENFT
Technical Controller	Mr. David MOLINA
Technical Specialist	Ms. Ayako HIGASHINO
Assistant Technical Specialist	Ms. Sylwia NOWAK-TREBACKA
Data Operator	Mr. Jun OKADA
Replay Operator	Mr. Frederic AVOT



April 20 - April 23, 2017 Tokyo, Japan

Organizing Committee

Chairman	Hidehito ITO
Vice Chairman	Tamio SUZUKI Hiroo YAMAZAKI Koji SATO
Competition Manager	Akira SEKINE
Event Manager	Hiroo YAMAZAKI
Off Ice Event Manager	Etsuko HATANAKA
Accommodation & Transportation Manager Assistant Manager	Hiroo YAMAZAKI Noriaki SEKINE
Accreditation Manager	Etsuko HATANAKA
Medical & Anti-doping Department Director DCO	Ryoko TAKANO Yuko TERAMAE Kazutoyo OGAWA
TV Program Manager	Hirotake NAKAGUCHI
International Affairs	Tomoko DOI



April 20 - April 23, 2017 Tokyo, Japan

Participating ISU Members and Entries

Member		Men	Ladies	Pairs	Ice Dance	Total
Canada	CAN	2	2	1	1	8
China	CHN	2	2	1	1	8
France	FRA	2	2	1	1	8
Japan	JPN	2	2	1	1	8
Russia	RUS	2	2	1	1	8
United States of America	USA	2	2	1	1	8
		12	12	6	6	48
Nations	6	6	6	6	6	

12.04.2017 12:27:32

April 20 - April 23, 2017 Tokyo, Japan

Entries per Team

Team Canada

Team Captain: **Kaitlyn WEAVER**

Name	Category
Patrick CHAN	Men
Kevin REYNOLDS	Men
Alaine CHARTRAND	Ladies
Gabrielle DALEMAN	Ladies
Kirsten MOORE-TOWERS / Michael MARINARO	Pairs
Kaitlyn WEAVER / Andrew POJE	Ice Dance

Team China

Team Captain: **Yang JIN**

Name	Category
Boyang JIN	Men
Tangxu LI	Men
Xiangning LI	Ladies
Zijun LI	Ladies
Cheng PENG / Yang JIN	Pairs
Shiyue WANG / Xinyu LIU	Ice Dance

Team France

Team Captain: **Morgan CIPRES**

Name	Category
Kevin AYMOZ	Men
Chafik BESSEGHIER	Men
Laurine LECAVELIER	Ladies
Mae Berenice MEITE	Ladies
Vanessa JAMES / Morgan CIPRES	Pairs
Marie-Jade LAURIAULT / Romain LE GAC	Ice Dance

Team Japan

Team Captain: **Kana MURAMOTO**

Name	Category
Yuzuru HANYU	Men
Shoma UNO	Men
Wakaba HIGUCHI	Ladies
Mai MIHARA	Ladies
Sumire SUTO / Francis BOUDREAU-AUDET	Pairs
Kana MURAMOTO / Chris REED	Ice Dance

Team Russia

Team Captain: **Ekaterina BOBROVA**

Name	Category
Mikhail KOLYADA	Men
Maxim KOVTUN	Men
Evgenia MEDVEDEVA	Ladies
Elena RADIONOVA	Ladies
Evgenia TARASOVA / Vladimir MOROZOV	Pairs
Ekaterina BOBROVA / Dmitri SOLOVIEV	Ice Dance

Team United States of America

Team Captain: **Ashley WAGNER**

Name	Category
Jason BROWN	Men
Nathan CHEN	Men
Karen CHEN	Ladies
Ashley WAGNER	Ladies
Ashley CAIN / Timothy LEDUC	Pairs
Madison CHOCK / Evan BATES	Ice Dance

Last update: 15.04.2017



April 20 - April 23, 2017 Tokyo, Japan

TEAM STANDINGS


FINAL RESULT

Rank	Team	Total Points	Men		Ladies		Pairs		Ice Dance	
			SP	FS	SP	FS	SP	FS	SD	FD
1	Team Japan	109	12	12	10	11	7	7	8	7
			6	11	8	10				
2	Team Russia	105	9	8	12	12	9	11	10	10
			2	3	11	8				
3	Team U.S.A.	97	11	9	7	7	8	8	12	11
			8	7	5	4				
4	Team Canada	87	7	10	9	9	10	9	11	12
			1	4	3	2				
5	Team China	80	10	6	6	6	11	10	9	9
			3	1	4	5				
6	Team France	62	5	5	2	3	12	12	7	8
			4	2	1	1				

Marie LUNDMARK ISU
ISU Representative

April 20 - April 23, 2017 Tokyo, Japan

Team Medalists



GOLD
Team Japan

SILVER
Team Russia

BRONZE
Team United States of America



April 20 - April 23, 2017 Tokyo, Japan

PROTOCOL

ICE DANCE

Yoyogi National Gymnasium	THU 20 APR 2017	15:15	Short Dance
	FRI 21 APR 2017	17:25	Free Dance

Size of Skating Arena:	60x30
Ice Conditions:	Very good
Number of Entries:	6
Number of Participants:	6

Short Dance		
Duration:	2:50 +/- 10 seconds	
Program Component Factors:	Skating Skills	0.80
	Transitions	0.80
	Performance	0.80
	Composition	0.80
	Interpretation of the Music/Timing	0.80

Free Dance		
Duration:	4:00 +/- 10 seconds	
Program Component Factors:	Skating Skills	1.20
	Transitions	1.20
	Performance	1.20
	Composition	1.20
	Interpretation of the Music/Timing	1.20

April 20 - April 23, 2017 Tokyo, Japan

PANEL OF JUDGES AND TECHNICAL PANEL

ICE DANCE - SHORT DANCE

Panel of Judges

Referee	Ms. Jean SENFT	ISU
Judge No.1	Ms. Elena FOMINA	RUS
Judge No.2	Mr. Ronald BEAU	FRA
Judge No.3	Ms. Michela CESARO	ITA
Judge No.4	Ms. Karen BUTCHER	CAN
Judge No.5	Ms. Mayumi KATO	JPN
Judge No.6	Ms. Tianyi ZHANG	CHN
Judge No.7	Ms. Janis ENGEL	USA
Judge No.8	Mr. Albert ZAYDMAN	ISR
Judge No.9	Ms. Marta OLOZAGARRE	ESP

Technical Panel

Technical Controller	Mr. David MOLINA	ISU
Technical Specialist	Ms. Ayako HIGASHINO	ISU
Assistant Technical Specialist	Ms. Sylwia NOWAK-TREBACKA	ISU

Data/Replay Operator

Data Operator	Mr. Jun OKADA	ISU
Replay Operator	Mr. Frederic AVOT	ISU



April 20 - April 23, 2017 Tokyo, Japan

SEGMENT RESULTS

ICE DANCE SHORT DANCE RESULT

Rank	Name	Nation	Score	Team Point
1	Madison CHOCK / Evan BATES	USA	79.05	12
2	Kaitlyn WEAVER / Andrew POJE	CAN	76.73	11
3	Ekaterina BOBROVA / Dmitri SOLOVIEV	RUS	68.94	10
4	Shiyue WANG / Xinyu LIU	CHN	64.03	9
5	Kana MURAMOTO / Chris REED	JPN	63.77	8
6	Marie-Jade LAURIAULT / Romain LE GAC	FRA	61.44	7

Jean SENFT ISU
Referee

MOLINA David ISU
Technical Controller

ISU World Team Trophy 2017

ICE DANCE SHORT DANCE

JUDGES DETAILS PER SKATER

Rank	Name	Nation	Starting Number	Total Segment Score =	Total Element Score +	Total Program Component Score (factorized)	Deductions
1	Madison CHOCK / Evan BATES	USA	6	79.05	41.51	37.54	0.00

#	Excuted Elements	Info	Base Value	GOE	J1	J2	J3	J4	J5	J6	J7	J8	J9	Ref Scores of Panel
1	CuLi4		4.50	1.71	2	3	3	2	3	3	3	3	3	6.21
2	1MB4+kpYYY		5.00	1.29	2	2	3	2	2	2	2	2	3	6.29
3	PSt4		8.60	2.20	2	2	2	2	2	2	3	2	2	10.80
4	STw4		6.60	1.37	2	3	2	3	3	2	2	2	2	7.97
5	NtMiSt3		7.10	3.14	2	3	3	3	2	3	3	3	3	10.24
			31.80											41.51

Program Components		Factor												Ref Scores of Panel
Skating Skills		0.80	9.25	8.75	9.00	9.25	9.50	9.50	9.50	9.50	9.50	9.00		9.29
Transitions		0.80	9.00	8.50	9.50	9.25	9.25	9.50	9.50	9.25	9.25			9.29
Performance		0.80	9.25	9.00	9.50	9.50	9.50	9.50	9.50	9.50	9.50			9.46
Composition		0.80	9.25	8.75	9.25	9.25	9.75	9.75	9.75	9.50	9.25			9.43
Interpretation of the Music/Timing		0.80	9.50	8.75	9.25	9.50	9.50	9.75	9.50	9.50	9.50			9.46
Judges Total Program Components Score (factored)														37.54

Deductions:													0.00
Choreography restriction:		(1 of 10)											

Rank	Name	Nation	Starting Number	Total Segment Score =	Total Element Score +	Total Program Component Score (factorized)	Deductions
2	Kaitlyn WEAVER / Andrew POJE	CAN	5	76.73	39.53	37.20	0.00

#	Excuted Elements	Info	Base Value	GOE	J1	J2	J3	J4	J5	J6	J7	J8	J9	Ref Scores of Panel
1	1MB4+kpYYY		5.00	1.29	2	2	3	2	2	2	2	2	3	6.29
2	PSt3		7.10	2.20	2	2	2	2	2	2	2	2	3	9.30
3	STw4		6.60	1.20	2	2	2	3	2	2	2	2	1	7.80
4	SiLi4		4.50	1.71	2	3	2	3	3	3	3	3	3	6.21
5	NtMiSt3		7.10	2.83	3	3	3	2	3	2	3	2	2	9.93
			30.30											39.53

Program Components		Factor												Ref Scores of Panel
Skating Skills		0.80	9.25	8.50	9.25	9.25	9.25	9.00	9.25	9.25	9.50			9.21
Transitions		0.80	9.00	8.25	9.00	9.25	9.00	9.00	9.25	9.25	9.25			9.11
Performance		0.80	9.50	8.75	9.75	9.50	9.50	9.25	9.50	9.50	9.25			9.43
Composition		0.80	9.25	8.50	9.25	9.50	9.25	9.50	9.25	9.25	9.50			9.32
Interpretation of the Music/Timing		0.80	9.25	8.50	9.75	9.50	9.50	9.50	9.50	9.25	9.50			9.43
Judges Total Program Components Score (factored)														37.20

Deductions:													0.00
-------------	--	--	--	--	--	--	--	--	--	--	--	--	------

Rank	Name	Nation	Starting Number	Total Segment Score =	Total Element Score +	Total Program Component Score (factorized)	Deductions
3	Ekaterina BOBROVA / Dmitri SOLOVIEV	RUS	4	68.94	33.49	35.45	0.00

#	Excuted Elements	Info	Base Value	GOE	J1	J2	J3	J4	J5	J6	J7	J8	J9	Ref Scores of Panel
1	STw2		4.60	-0.20	0	0	-1	1	-1	-1	-1	1	-2	4.40
2	SiLi4		4.50	0.86	3	1	2	2	1	1	1	2	1	5.36
3	1MB4+kpYYY		5.00	0.60	2	1	0	1	1	0	1	2	1	5.60
4	PSt3		7.10	1.89	2	1	2	2	2	1	2	2	1	8.99
5	NtDiSt3		7.10	2.04	3	1	2	2	2	1	2	2	2	9.14
			28.30											33.49

Program Components		Factor												Ref Scores of Panel
Skating Skills		0.80	9.50	8.00	8.25	9.00	8.75	8.00	8.75	9.25	9.00			8.71
Transitions		0.80	9.25	7.75	8.75	9.50	8.75	7.75	9.00	9.00	8.75			8.75
Performance		0.80	9.50	7.50	8.50	9.25	9.00	8.25	9.00	9.25	9.00			8.89
Composition		0.80	9.25	8.25	9.25	9.25	9.25	8.25	9.00	9.25	9.00			9.04
Interpretation of the Music/Timing		0.80	9.50	8.00	8.50	9.25	9.25	8.50	9.00	9.25	8.75			8.93
Judges Total Program Components Score (factored)														35.45

Deductions:													0.00
-------------	--	--	--	--	--	--	--	--	--	--	--	--	------

ISU World Team Trophy 2017

ICE DANCE SHORT DANCE

JUDGES DETAILS PER SKATER

Rank	Name	Nation	Starting Number	Total Segment Score =	Total Element Score +	Total Program Component Score (factorized)	Deductions							
4	Shiyue WANG / Xinyu LIU	CHN	3	64.03	34.47	29.56	0.00							
#	Excuted Elements	Info	Base Value	GOE	J1	J2	J3	J4	J5	J6	J7	J8	J9	Ref Scores of Panel
1	1MB3+kpTTY		4.40	0.60	1	1	1	1	1	1	1	1	1	5.00
2	PSt3		7.10	1.10	1	1	2	1	1	1	1	1	1	8.20
3	STw4		6.60	0.77	1	2	2	2	1	1	1	1	1	7.37
4	NtMiSt3		7.10	1.10	1	1	1	1	1	1	1	1	1	8.20
5	RoLi4		4.50	1.20	2	2	2	2	2	1	2	2	2	5.70
			29.70											34.47
Program Components		Factor												
Skating Skills		0.80		7.50	7.00	7.50	7.25	7.75	7.50	7.50	7.75	7.00		7.43
Transitions		0.80		7.00	6.75	7.50	7.25	7.75	7.00	7.50	7.25	7.00		7.21
Performance		0.80		7.25	7.25	7.00	7.50	8.00	7.50	7.50	7.75	7.25		7.43
Composition		0.80		7.25	6.75	7.75	7.25	7.75	7.75	7.75	7.50	7.00		7.46
Interpretation of the Music/Timing		0.80		7.25	7.00	7.25	7.50	8.00	7.75	7.75	7.25	7.25		7.43
Judges Total Program Components Score (factored)														29.56
Deductions:														0.00
Choreography restriction:		(3 of 10)												

Rank	Name	Nation	Starting Number	Total Segment Score =	Total Element Score +	Total Program Component Score (factorized)	Deductions							
5	Kana MURAMOTO / Chris REED	JPN	2	63.77	34.71	29.06	0.00							
#	Excuted Elements	Info	Base Value	GOE	J1	J2	J3	J4	J5	J6	J7	J8	J9	Ref Scores of Panel
1	1MB4+kpYYY		5.00	0.43	1	1	2	0	1	1	0	0	1	5.43
2	PSt3		7.10	1.10	1	1	2	1	1	1	1	0	1	8.20
3	NtMiSt3		7.10	1.26	1	1	2	1	2	1	1	1	1	8.36
4	STw4		6.60	0.51	1	1	2	2	2	0	0	0	0	7.11
5	RoLi4		4.50	1.11	2	2	2	2	2	1	1	2	2	5.61
			30.30											34.71
Program Components		Factor												
Skating Skills		0.80		7.25	7.25	7.00	7.00	7.75	7.00	7.25	7.25	7.00		7.14
Transitions		0.80		7.00	7.00	7.50	7.25	7.75	6.75	7.00	7.00	6.75		7.07
Performance		0.80		7.50	7.25	7.50	7.50	8.00	7.25	7.00	7.25	7.50		7.39
Composition		0.80		7.25	7.00	8.00	7.25	8.25	7.50	7.25	7.00	7.25		7.36
Interpretation of the Music/Timing		0.80		7.25	6.75	8.00	7.25	8.00	7.50	7.25	7.00	7.25		7.36
Judges Total Program Components Score (factored)														29.06
Deductions:														0.00

Rank	Name	Nation	Starting Number	Total Segment Score =	Total Element Score +	Total Program Component Score (factorized)	Deductions							
6	Marie-Jade LAURIAULT / Romain LE GAC	FRA	1	61.44	33.10	28.34	0.00							
#	Excuted Elements	Info	Base Value	GOE	J1	J2	J3	J4	J5	J6	J7	J8	J9	Ref Scores of Panel
1	1MB4+kpYYY		5.00	0.60	1	1	1	1	1	0	1	1	1	5.60
2	PSt3		7.10	0.47	1	1	0	0	0	0	0	1	1	7.57
3	STw3		5.60	0.43	2	2	0	1	0	-1	0	1	1	6.03
4	NtDiSt3		7.10	1.10	1	1	1	1	1	0	1	1	2	8.20
5	RoLi4		4.50	1.20	2	2	3	2	2	2	2	2	2	5.70
			29.30											33.10
Program Components		Factor												
Skating Skills		0.80		7.50	7.25	6.75	6.75	7.50	6.25	7.00	7.50	7.25		7.14
Transitions		0.80		7.00	7.00	6.00	7.25	7.50	5.75	6.75	7.00	7.00		6.86
Performance		0.80		7.50	7.50	6.25	7.00	7.75	6.50	7.00	7.50	7.25		7.18
Composition		0.80		7.00	7.25	6.75	7.25	7.75	6.50	7.25	7.25	7.50		7.18
Interpretation of the Music/Timing		0.80		7.25	7.50	6.00	7.00	7.50	6.50	7.00	7.25	7.00		7.07
Judges Total Program Components Score (factored)														28.34
Deductions:														0.00
Choreography restriction:		(2 of 10)												

April 20 - April 23, 2017 Tokyo, Japan

PANEL OF JUDGES AND TECHNICAL PANEL

ICE DANCE - FREE DANCE

Panel of Judges

Referee	Ms. Jean SENFT	ISU
Judge No.1	Mr. Ronald BEAU	FRA
Judge No.2	Ms. Mayumi KATO	JPN
Judge No.3	Ms. Janis ENGEL	USA
Judge No.4	Ms. Tianyi ZHANG	CHN
Judge No.5	Ms. Elena FOMINA	RUS
Judge No.6	Ms. Marta OLOZAGARRE	ESP
Judge No.7	Ms. Karen BUTCHER	CAN
Judge No.8	Ms. Michela CESARO	ITA
Judge No.9	Mr. Albert ZAYDMAN	ISR

Technical Panel

Technical Controller	Mr. David MOLINA	ISU
Technical Specialist	Ms. Ayako HIGASHINO	ISU
Assistant Technical Specialist	Ms. Sylwia NOWAK-TREBACKA	ISU

Data/Replay Operator

Data Operator	Mr. Jun OKADA	ISU
Replay Operator	Mr. Frederic AVOT	ISU





April 20 - April 23, 2017 Tokyo, Japan

SEGMENT RESULTS

ICE DANCE FREE DANCE RESULT

Rank	Name	Nation	Score	Team Point
1	Kaitlyn WEAVER / Andrew POJE	CAN	113.83	12
2	Madison CHOCK / Evan BATES	USA	109.96	11
3	Ekaterina BOBROVA / Dmitri SOLOVIEV	RUS	104.55	10
4	Shiyue WANG / Xinyu LIU	CHN	94.33	9
5	Marie-Jade LAURIAULT / Romain LE GAC	FRA	92.92	8
6	Kana MURAMOTO / Chris REED	JPN	92.68	7


 Jean SENFT ISU
 Referee


 MOLINA David ISU
 Technical Controller

ISU World Team Trophy 2017

ICE DANCE FREE DANCE

JUDGES DETAILS PER SKATER

Rank	Name	Nation	Starting Number	Total Segment Score =	Total Element Score +	Total Program Component Score (factorized)	Deductions
1	Kaitlyn WEAVER / Andrew POJE	CAN	5	113.83	57.86	55.97	0.00

#	Excutud Elements	Info	Base Value	GOE	J1	J2	J3	J4	J5	J6	J7	J8	J9	Ref Scores of Panel
1	StLi4		4.50	1.80	3	3	3	3	2	3	3	3	3	6.30
2	CoSt3		7.10	2.36	2	2	2	1	2	2	3	3	2	9.46
3	CuLi4		4.50	1.29	2	3	1	-1	2	2	3	3	2	5.79
4	CoSp4		5.60	1.20	2	2	2	2	2	3	2	2	2	6.80
5	ChSp1		0.70	1.30	3	1	2	1	2	1	3	2	2	2.00
6	STw4		6.60	1.37	3	2	2	1	2	2	3	3	2	7.97
7	DiSt4		8.60	2.20	2	2	3	1	2	2	2	2	2	10.80
8	SiLi4		4.50	1.54	3	3	3	1	3	2	3	2	2	6.04
9	ChLi1		0.70	2.00	3	3	3	2	2	3	3	3	3	2.70
			42.80											57.86

Program Components

	Factor	J1	J2	J3	J4	J5	J6	J7	J8	J9	Ref Scores of Panel
Skating Skills	1.20	8.75	9.50	9.25	8.75	9.25	9.50	9.50	9.25	9.25	9.25
Transitions	1.20	8.50	9.25	9.25	8.50	9.00	9.25	9.75	9.50	9.25	9.14
Performance	1.20	9.50	9.25	9.25	8.50	9.50	9.50	9.50	9.75	9.25	9.39
Composition	1.20	9.00	9.25	9.25	9.25	9.25	9.50	9.50	9.50	9.50	9.36
Interpretation of the Music/Timing	1.20	9.25	9.50	9.50	9.00	9.50	9.50	9.75	9.75	9.50	9.50
Judges Total Program Components Score (factored)											55.97

Deductions:

0.00

Rank	Name	Nation	Starting Number	Total Segment Score =	Total Element Score +	Total Program Component Score (factorized)	Deductions
2	Madison CHOCK / Evan BATES	USA	6	109.96	54.88	55.08	0.00

#	Excutud Elements	Info	Base Value	GOE	J1	J2	J3	J4	J5	J6	J7	J8	J9	Ref Scores of Panel
1	SiLi4		4.50	1.46	3	2	3	3	2	2	2	2	3	5.96
2	SeSt3		7.10	0.01	0	-1	1	0	-1	0	1	0	0	7.11
3	CuLi4		4.50	1.46	3	3	2	2	2	1	3	2	3	5.96
4	CoSp4		5.60	1.29	2	2	3	2	2	2	3	2	2	6.89
5	STw4		6.60	0.94	3	1	2	1	1	1	2	2	2	7.54
6	RoLi4		4.50	1.63	3	2	2	2	3	3	3	3	3	6.13
7	DiSt4		8.60	1.89	2	2	3	1	2	1	2	0	2	10.49
8	ChLi1		0.70	1.70	3	2	2	1	2	3	3	2	3	2.40
9	ChSp1		0.70	1.70	3	3	3	2	2	2	2	3	2	2.40
			42.80											54.88

Program Components

	Factor	J1	J2	J3	J4	J5	J6	J7	J8	J9	Ref Scores of Panel
Skating Skills	1.20	8.75	9.00	9.50	9.25	8.75	9.00	9.00	8.75	9.50	9.04
Transitions	1.20	9.00	9.00	9.50	9.00	9.00	9.00	9.25	9.25	9.25	9.11
Performance	1.20	9.25	9.25	9.25	9.25	9.25	8.75	9.50	8.50	9.25	9.18
Composition	1.20	9.00	9.00	9.75	9.50	9.00	9.25	9.50	9.00	9.50	9.25
Interpretation of the Music/Timing	1.20	9.25	9.25	9.75	9.50	9.00	9.25	9.50	8.75	9.50	9.32
Judges Total Program Components Score (factored)											55.08

Deductions:

0.00

ISU World Team Trophy 2017

ICE DANCE FREE DANCE

JUDGES DETAILS PER SKATER

Rank	Name	Nation	Starting Number	Total Segment Score =	Total Element Score +	Total Program Component Score (factorized)	Deductions
3	Ekaterina BOBROVA / Dmitri SOLOVIEV	RUS	4	104.55	51.10	53.45	0.00

#	Excuted Elements	Info	Base Value	GOE	J1	J2	J3	J4	J5	J6	J7	J8	J9	Ref Scores of Panel
1	SILi4		4.50	1.63	2	2	3	3	3	3	3	3	2	6.13
2	STw4		6.60	0.51	2	1	1	1	1	0	2	0	0	7.11
3	CiSt3		7.10	1.73	1	2	2	1	2	1	2	1	2	8.83
4	RoLi4		4.50	0.94	2	2	2	1	2	2	0	0	2	5.44
5	CuLi4		4.50	1.11	2	2	2	1	2	2	2	1	2	5.61
6	CoSp3		4.60	0.69	1	2	1	0	1	1	2	1	1	5.29
7	DiSt3		7.10	1.89	1	2	3	0	2	1	2	2	2	8.99
8	ChSp1		0.70	1.30	2	2	2	0	2	1	2	2	2	2.00
9	ChLi1		0.70	1.00	2	1	3	0	2	1	2	-1	2	1.70
			40.30											51.10

Program Components	Factor	J1	J2	J3	J4	J5	J6	J7	J8	J9	Ref Scores of Panel
Skating Skills	1.20	8.25	9.25	8.75	8.50	9.25	9.00	8.75	8.50	9.25	8.86
Transitions	1.20	7.75	9.00	8.50	8.25	9.25	8.50	8.75	8.75	9.00	8.68
Performance	1.20	8.50	9.00	9.00	8.75	9.50	8.75	9.25	8.25	9.00	8.89
Composition	1.20	8.00	9.25	9.00	8.75	9.25	9.25	9.25	9.00	9.00	9.07
Interpretation of the Music/Timing	1.20	8.25	9.50	9.00	8.50	9.50	9.00	9.25	8.75	9.25	9.04
Judges Total Program Components Score (factored)											53.45

Deductions: 0.00

Rank	Name	Nation	Starting Number	Total Segment Score =	Total Element Score +	Total Program Component Score (factorized)	Deductions
4	Shiyue WANG / Xinyu LIU	CHN	3	94.33	49.63	44.70	0.00

#	Excuted Elements	Info	Base Value	GOE	J1	J2	J3	J4	J5	J6	J7	J8	J9	Ref Scores of Panel
1	CiSt3		7.10	1.26	1	1	1	1	1	1	2	2	1	8.36
2	STw4		6.60	0.77	2	1	1	2	1	1	1	2	1	7.37
3	CuLi4		4.50	0.94	1	2	1	2	1	1	2	2	2	5.44
4	CoSp4		5.60	0.86	2	2	1	1	1	2	1	2	1	6.46
5	ChTw1		0.70	0.90	1	1	1	2	1	1	2	2	1	1.60
6	SILi4		4.50	0.86	1	2	1	1	2	1	1	2	2	5.36
7	DiSt3		7.10	1.10	1	1	1	0	1	1	1	1	1	8.20
8	RoLi4		4.50	0.94	2	2	2	0	1	1	1	2	2	5.44
9	ChLi1		0.70	0.70	1	1	1	1	1	0	2	1	1	1.40
			41.30											49.63

Program Components	Factor	J1	J2	J3	J4	J5	J6	J7	J8	J9	Ref Scores of Panel
Skating Skills	1.20	7.00	7.75	7.50	7.50	7.50	7.00	7.50	7.25	7.75	7.43
Transitions	1.20	6.50	7.50	7.00	7.25	7.25	6.75	7.25	7.50	7.50	7.21
Performance	1.20	7.25	7.75	7.25	7.75	7.75	7.00	7.50	7.75	7.75	7.57
Composition	1.20	7.00	7.75	7.50	7.75	7.25	7.25	7.50	8.00	7.50	7.50
Interpretation of the Music/Timing	1.20	7.25	7.50	7.50	7.75	7.75	7.25	7.50	7.75	7.50	7.54
Judges Total Program Components Score (factored)											44.70

Deductions: 0.00

ISU World Team Trophy 2017

ICE DANCE FREE DANCE

JUDGES DETAILS PER SKATER

Rank	Name	Nation	Starting Number	Total Segment Score =	Total Element Score +	Total Program Component Score (factorized)	Deductions
5	Marie-Jade LAURIAULT / Romain LE GAC	FRA	1	92.92	49.85	43.07	0.00

#	Excuted Elements	Info	Base Value	GOE	J1	J2	J3	J4	J5	J6	J7	J8	J9	Ref Scores of Panel
1	STw4		6.60	0.94	2	1	2	1	1	1	2	2	2	7.54
2	RoLi4+StalLi4		9.00	2.74	3	2	2	2	2	3	2	3	2	11.74
3	CiSt3		7.10	1.10	1	1	1	0	1	1	1	1	1	8.20
4	CuLi3		4.00	0.94	2	2	1	1	2	2	1	1	2	4.94
5	CoSp4		5.60	0.69	1	2	1	1	1	1	0	1	2	6.29
6	ChSp1		0.70	0.80	2	1	1	1	1	1	2	1	1	1.50
7	DiSt3		7.10	0.94	1	1	1	0	0	1	1	1	2	8.04
8	ChLi1		0.70	0.90	2	2	1	1	1	1	1	3	1	1.60
			40.80											49.85

Program Components	Factor	J1	J2	J3	J4	J5	J6	J7	J8	J9	Ref Scores of Panel
Skating Skills	1.20	7.25	7.25	7.00	6.50	7.50	7.25	7.25	6.50	7.50	7.14
Transitions	1.20	7.00	7.00	7.00	6.50	7.00	7.00	7.00	6.50	7.25	6.93
Performance	1.20	7.75	7.25	6.75	6.75	7.50	7.00	7.25	7.25	7.50	7.21
Composition	1.20	7.50	7.50	7.00	7.25	7.25	7.25	7.50	7.00	7.25	7.29
Interpretation of the Music/Timing	1.20	7.50	7.25	7.25	7.00	7.50	7.50	7.25	7.00	7.50	7.32
Judges Total Program Components Score (factored)											43.07

Deductions: 0.00

Rank	Name	Nation	Starting Number	Total Segment Score =	Total Element Score +	Total Program Component Score (factorized)	Deductions
6	Kana MURAMOTO / Chris REED	JPN	2	92.68	48.85	43.83	0.00

#	Excuted Elements	Info	Base Value	GOE	J1	J2	J3	J4	J5	J6	J7	J8	J9	Ref Scores of Panel
1	CoSp4		5.60	0.86	2	2	1	1	1	2	1	2	1	6.46
2	STw4		6.60	-0.04	1	1	0	-1	-1	-1	1	0	-1	6.56
3	CiSt3		7.10	0.47	1	1	0	0	0	-1	1	1	0	7.57
4	SiLi4		4.50	1.03	2	2	2	1	2	1	2	3	1	5.53
5	ChSp1		0.70	1.10	2	2	1	1	1	1	2	2	2	1.80
6	DiSt3		7.10	1.41	2	2	1	0	1	1	1	2	1	8.51
7	CuLi4		4.50	0.69	2	2	1	0	1	1	1	1	1	5.19
8	RoLi4		4.50	1.03	2	2	1	1	2	2	2	2	1	5.53
9	ChLi1		0.70	1.00	2	1	2	1	1	1	2	3	1	1.70
			41.30											48.85

Program Components	Factor	J1	J2	J3	J4	J5	J6	J7	J8	J9	Ref Scores of Panel
Skating Skills	1.20	7.50	7.75	7.00	7.25	7.25	7.00	7.50	7.00	7.25	7.25
Transitions	1.20	7.00	7.75	7.00	7.00	7.00	7.00	7.50	7.00	7.00	7.07
Performance	1.20	7.50	8.00	6.75	7.25	7.50	7.00	7.75	7.50	7.00	7.36
Composition	1.20	7.25	8.00	7.00	7.75	7.50	7.25	7.50	7.50	7.00	7.39
Interpretation of the Music/Timing	1.20	7.50	7.75	7.00	7.50	7.50	7.25	7.50	7.75	7.25	7.46
Judges Total Program Components Score (factored)											43.83

Deductions: 0.00



April 20 - April 23, 2017 Tokyo, Japan

PROTOCOL

MEN

Yoyogi National Gymnasium	THU 20 APR 2017	18:40	Short Program
	FRI 21 APR 2017	19:00	Free Skating

Size of Skating Arena:	60x30
Ice Conditions:	Very good
Number of Entries:	12
Number of Participants:	12

Short Program		
Duration:	2:40 +/- 10 seconds	
Program Component Factors:	Skating Skills	1.00
	Transitions	1.00
	Performance	1.00
	Composition	1.00
	Interpretation of the music	1.00

Free Skating		
Duration:	4:30 +/- 10 seconds	
Program Component Factors:	Skating Skills	2.00
	Transitions	2.00
	Performance	2.00
	Composition	2.00
	Interpretation of the music	2.00

April 20 - April 23, 2017 Tokyo, Japan

PANEL OF JUDGES AND TECHNICAL PANEL

MEN - SHORT PROGRAM

Panel of Judges

Referee	Mr. Fabio BIANCHETTI	ISU
Judge No.1	Ms. Katharina RAUCH	AUT
Judge No.2	Ms. Anne G. SHEAN	USA
Judge No.3	Mr. Anthony LEROY	FRA
Judge No.4	Ms. Elena FOMINA	RUS
Judge No.5	Mr. Yuri GUSKOV	KAZ
Judge No.6	Ms. Tomie FUKUDOME	JPN
Judge No.7	Mr. Albert ZAYDMAN	ISR
Judge No.8	Ms. Karen HOWARD	CAN
Judge No.9	Ms. Jia YAO	CHN

Technical Panel

Technical Controller	Ms. Elisabeth LOUESDON	ISU
Technical Specialist	Ms. Pirjo UIMONEN	ISU
Assistant Technical Specialist	Mr. Sandor GALAMBOS	ISU

Data/Replay Operator

Data Operator	Mr. Jun OKADA	ISU
Replay Operator	Mr. Frederic AVOT	ISU



April 20 - April 23, 2017 Tokyo, Japan

SEGMENT RESULTS

MEN SHORT PROGRAM RESULT

Rank	Name	Nation	Score	Team Point
1	Shoma UNO	JPN	103.53	12
2	Nathan CHEN	USA	99.28	11
3	Boyang JIN	CHN	97.98	10
4	Mikhail KOLYADA	RUS	95.37	9
5	Jason BROWN	USA	94.32	8
6	Patrick CHAN	CAN	85.73	7
7	Yuzuru HANYU	JPN	83.51	6
8	Chafik BESSEGHIER	FRA	81.93	5
9	Kevin AYMOZ	FRA	67.23	4
10	Tangxu LI	CHN	65.24	3
11	Maxim KOVTUN	RUS	64.62	2
12	Kevin REYNOLDS	CAN	61.88	1

Fabio BIANCHETTI ISU
Referee

LOUESDON Elisabeth ISU
Technical Controller

ISU World Team Trophy 2017

MEN SHORT PROGRAM

JUDGES DETAILS PER SKATER

Rank	Name	Nation	Starting Number	Total Segment Score =	Total Element Score +	Total Program Component Score (factorized)	Deductions
1	Shoma UNO	JPN	11	103.53	56.79	46.74	0.00

#	Excuted Elements	Info	Base Value	GOE	J1	J2	J3	J4	J5	J6	J7	J8	J9	Ref Scores of Panel
1	4F		12.30	-0.03	0	0	1	0	0	1	0	-1	-1	12.27
2	4T+2T		11.60	1.71	1	2	2	2	1	2	2	2	1	13.31
3	FCSp4		3.20	1.00	2	2	2	2	2	2	2	2	2	4.20
4	CSSp4		3.00	1.00	2	2	2	2	2	2	2	2	2	4.00
5	3A		9.35 X	3.00	3	3	3	3	2	3	3	3	3	12.35
6	StSq4		3.90	1.90	3	3	3	3	2	2	3	3	2	5.80
7	CCoSp4		3.50	1.36	3	3	3	3	2	2	2	3	3	4.86
46.85														

Program Components	Factor	J1	J2	J3	J4	J5	J6	J7	J8	J9	Ref Scores of Panel
Skating Skills	1.00	9.50	9.50	9.25	9.50	9.00	9.50	9.50	9.00	9.50	9.39
Transitions	1.00	9.00	9.25	9.00	9.25	8.75	9.25	9.25	8.75	9.00	9.07
Performance	1.00	9.50	9.75	9.50	9.50	9.25	9.50	9.25	9.50	9.50	9.46
Composition	1.00	9.50	9.50	9.50	9.50	9.00	9.50	9.25	9.25	9.25	9.39
Interpretation of the music	1.00	9.25	9.75	9.50	9.75	9.00	9.50	9.50	9.25	9.25	9.43
Judges Total Program Components Score (factored)											46.74

Deductions: 0.00

X Credit highlight distribution, base value multiplied by 1.1

Rank	Name	Nation	Starting Number	Total Segment Score =	Total Element Score +	Total Program Component Score (factorized)	Deductions
2	Nathan CHEN	USA	5	99.28	57.17	42.11	0.00

#	Excuted Elements	Info	Base Value	GOE	J1	J2	J3	J4	J5	J6	J7	J8	J9	Ref Scores of Panel
1	4F+3T		16.60	2.00	2	2	3	2	2	2	2	1	2	18.60
2	4T		10.30	0.57	1	0	1	1	-1	1	0	2	0	10.87
3	CCSp4		3.20	0.50	1	2	1	1	1	1	1	1	0	3.70
4	3A		9.35 X	1.14	1	2	2	1	1	2	1	0	0	10.49
5	FSSp4		3.00	0.57	1	2	1	1	1	1	1	2	1	3.57
6	StSq4		3.90	1.40	2	3	2	2	1	2	2	2	2	5.30
7	CCoSp4		3.50	1.14	3	3	3	2	1	2	2	2	2	4.64
49.85														

Program Components	Factor	J1	J2	J3	J4	J5	J6	J7	J8	J9	Ref Scores of Panel
Skating Skills	1.00	8.50	9.00	8.75	8.50	8.00	8.50	8.25	8.25	8.50	8.46
Transitions	1.00	8.00	8.50	8.50	8.25	7.50	8.50	8.25	8.00	8.00	8.21
Performance	1.00	8.25	9.50	9.00	8.75	8.00	8.75	8.50	8.50	8.50	8.61
Composition	1.00	8.00	9.25	8.75	8.50	8.00	8.25	8.50	8.00	8.00	8.29
Interpretation of the music	1.00	8.25	9.25	8.75	8.75	7.75	8.50	8.75	8.50	8.25	8.54
Judges Total Program Components Score (factored)											42.11

Deductions: 0.00

X Credit highlight distribution, base value multiplied by 1.1

Rank	Name	Nation	Starting Number	Total Segment Score =	Total Element Score +	Total Program Component Score (factorized)	Deductions
3	Boyang JIN	CHN	8	97.98	56.12	41.86	0.00

#	Excuted Elements	Info	Base Value	GOE	J1	J2	J3	J4	J5	J6	J7	J8	J9	Ref Scores of Panel
1	4Lz+3T		17.90	1.43	1	1	2	2	1	2	1	1	2	19.33
2	FCSp4		3.20	0.57	2	0	1	1	2	1	1	1	1	3.77
3	3A		8.50	-0.14	0	0	1	0	-1	0	0	-1	0	8.36
4	4T		11.33 X	0.26	0	-1	1	1	-1	0	1	1	0	11.59
5	CSSp4		3.00	0.71	1	2	1	2	1	1	2	2	1	3.71
6	CCoSp4		3.50	0.36	1	-1	2	1	0	1	0	1	1	3.86
7	StSq4		3.90	1.60	3	3	3	2	1	2	2	2	2	5.50
51.33														

Program Components	Factor	J1	J2	J3	J4	J5	J6	J7	J8	J9	Ref Scores of Panel
Skating Skills	1.00	8.50	8.50	8.75	8.25	8.00	8.25	8.25	8.00	9.50	8.36
Transitions	1.00	7.75	7.75	8.50	8.00	7.50	8.25	8.00	8.00	8.75	8.04
Performance	1.00	8.75	8.50	9.00	8.50	7.75	8.50	8.50	8.75	9.25	8.64
Composition	1.00	7.75	8.25	9.00	8.00	8.00	8.25	8.50	8.50	8.75	8.32
Interpretation of the music	1.00	8.25	9.00	8.75	8.25	8.00	8.50	8.50	8.25	9.00	8.50
Judges Total Program Components Score (factored)											41.86

Deductions: 0.00

X Credit highlight distribution, base value multiplied by 1.1

ISU World Team Trophy 2017

MEN SHORT PROGRAM

JUDGES DETAILS PER SKATER

Rank	Name	Nation	Starting Number	Total Segment Score =	Total Element Score +	Total Program Component Score (factorized)	Deductions
4	Mikhail KOLYADA	RUS	6	95.37	52.09	43.28	0.00

#	Excuted Elements	Info	Base Value	GOE	J1	J2	J3	J4	J5	J6	J7	J8	J9	Ref Scores of Panel
1	4T+3T		14.60	0.86	1	0	2	1	1	2	1	0	0	15.46
2	3A		8.50	2.00	2	3	2	2	2	2	2	1	2	10.50
3	FSSp4		3.00	1.00	2	3	2	2	2	2	2	2	1	4.00
4	3Lz		6.60	X 1.60	2	2	2	3	2	2	3	3	2	8.20
5	StSq4		3.90	1.40	2	2	2	2	2	2	3	2	1	5.30
6	CCSp4		3.20	1.00	2	2	2	3	2	2	2	2	1	4.20
7	CCoSp4		3.50	0.93	2	2	2	2	1	2	2	2	1	4.43
43.30														

Program Components	Factor	J1	J2	J3	J4	J5	J6	J7	J8	J9	Deductions
Skating Skills	1.00	8.50	8.50	8.75	9.00	8.50	8.75	9.00	8.50	8.50	8.64
Transitions	1.00	8.00	8.25	8.75	8.75	8.00	8.50	8.50	8.50	8.00	8.36
Performance	1.00	8.75	9.25	9.00	9.25	8.50	8.75	9.00	9.00	8.25	8.89
Composition	1.00	8.25	8.75	8.75	8.75	8.50	8.50	9.00	8.50	8.00	8.57
Interpretation of the music	1.00	8.25	9.00	9.00	9.25	8.75	8.75	9.25	8.75	8.00	8.82
Judges Total Program Components Score (factored)											43.28

Deductions: 0.00

X Credit highlight distribution, base value multiplied by 1.1

Rank	Name	Nation	Starting Number	Total Segment Score =	Total Element Score +	Total Program Component Score (factorized)	Deductions
5	Jason BROWN	USA	9	94.32	48.43	45.89	0.00

#	Excuted Elements	Info	Base Value	GOE	J1	J2	J3	J4	J5	J6	J7	J8	J9	Ref Scores of Panel
1	3A		8.50	1.86	2	2	2	1	1	2	2	2	2	10.36
2	3F+3T		9.60	1.40	2	2	2	2	2	2	2	2	1	11.00
3	FSSp4		3.00	1.00	2	3	2	2	2	2	2	2	2	4.00
4	CCSp4		3.20	1.50	3	3	3	3	3	3	3	3	2	4.70
5	3Lz		6.60	X 1.40	2	2	2	2	1	2	2	2	3	8.00
6	StSq4		3.90	1.90	3	3	2	3	2	3	3	3	2	5.80
7	CCoSp4		3.50	1.07	3	3	2	2	2	2	2	2	2	4.57
38.30														

Program Components	Factor	J1	J2	J3	J4	J5	J6	J7	J8	J9	Deductions
Skating Skills	1.00	9.00	8.75	9.00	9.00	8.75	9.00	9.00	9.00	9.25	8.96
Transitions	1.00	9.00	9.25	9.50	9.00	8.50	9.00	9.00	9.25	8.75	9.04
Performance	1.00	9.50	9.50	9.25	9.25	9.00	9.25	9.25	9.50	9.25	9.32
Composition	1.00	9.25	9.50	9.25	9.00	8.75	9.50	9.25	9.00	9.00	9.18
Interpretation of the music	1.00	9.50	9.75	9.50	9.25	9.00	9.50	9.25	9.50	9.25	9.39
Judges Total Program Components Score (factored)											45.89

Deductions: 0.00

X Credit highlight distribution, base value multiplied by 1.1

Rank	Name	Nation	Starting Number	Total Segment Score =	Total Element Score +	Total Program Component Score (factorized)	Deductions
6	Patrick CHAN	CAN	10	85.73	41.05	45.68	1.00

#	Excuted Elements	Info	Base Value	GOE	J1	J2	J3	J4	J5	J6	J7	J8	J9	Ref Scores of Panel
1	4T+3T		14.60	1.86	1	2	2	2	1	2	2	2	2	16.46
2	3S		4.40	-1.80	-3	-3	-2	-2	-3	-1	-2	-3	-3	2.60
3	FSSp4		3.00	1.00	2	2	2	2	2	2	1	2	3	4.00
4	StSq4		3.90	1.90	3	3	3	2	2	3	3	3	2	5.80
5	3A<	<	6.49	X -3.00	-3	-3	-3	-3	-3	-3	-3	-3	-3	3.49
6	CCSp4		3.20	1.00	2	2	1	2	2	2	2	3	2	4.20
7	CCoSp4		3.50	1.00	2	3	2	2	2	2	2	2	2	4.50
39.09														

Program Components	Factor	J1	J2	J3	J4	J5	J6	J7	J8	J9	Deductions
Skating Skills	1.00	9.50	9.25	9.50	9.00	9.00	9.50	9.50	9.25	9.50	9.36
Transitions	1.00	9.00	9.00	9.25	9.25	8.75	9.25	9.50	9.50	9.25	9.21
Performance	1.00	8.75	7.75	8.50	8.75	9.00	9.25	8.50	8.75	9.00	8.75
Composition	1.00	9.00	8.75	9.00	9.00	9.25	9.50	9.00	9.50	9.50	9.18
Interpretation of the music	1.00	8.75	8.75	9.25	9.00	9.25	9.50	9.00	9.50	9.50	9.18
Judges Total Program Components Score (factored)											45.68

Deductions: Falls: -1.00 (1) -1.00

< Under-rotated jump X Credit highlight distribution, base value multiplied by 1.1

ISU World Team Trophy 2017

MEN SHORT PROGRAM

JUDGES DETAILS PER SKATER

Rank	Name	Nation	Starting Number	Total Segment Score =	Total Element Score +	Total Program Component Score (factorized)	Deductions
7	Yuzuru HANYU	JPN	12	83.51	37.62	45.89	0.00

#	Excuted Elements	Info	Base Value	GOE	J1	J2	J3	J4	J5	J6	J7	J8	J9	Ref Scores of Panel
1	1Lo*	*	0.00	0.00	-	-	-	-	-	-	-	-	-	0.00
2	4S+COMBO		10.50	-4.00	-3	-3	-3	-3	-3	-3	-3	-3	-3	6.50
3	FCSp4		3.20	1.00	2	2	2	2	2	2	2	2	2	4.20
4	3A		9.35	X 2.86	2	3	3	3	2	3	3	3	3	12.21
5	CSSp4		3.00	1.07	2	2	2	2	2	3	2	3	2	4.07
6	StSq4		3.90	2.10	3	3	3	3	2	3	3	3	3	6.00
7	CCoSp4		3.50	1.14	2	3	3	2	2	3	1	1	3	4.64
33.45														
37.62														

Program Components	Factor	J1	J2	J3	J4	J5	J6	J7	J8	J9	Ref Scores of Panel
Skating Skills	1.00	9.50	9.25	9.50	9.00	9.50	9.50	9.50	9.00	9.50	9.39
Transitions	1.00	9.25	9.00	9.25	9.00	8.75	9.50	9.50	9.00	9.25	9.18
Performance	1.00	8.75	8.00	8.75	8.75	9.00	9.25	8.75	8.75	8.75	8.79
Composition	1.00	9.25	9.00	9.50	9.00	9.00	9.25	9.50	9.25	9.25	9.21
Interpretation of the music	1.00	9.00	9.25	9.25	9.25	9.00	9.50	9.50	9.50	9.50	9.32
Judges Total Program Components Score (factored)											45.89

Deductions: 0.00

* Invalid element X Credit highlight distribution, base value multiplied by 1.1

Rank	Name	Nation	Starting Number	Total Segment Score =	Total Element Score +	Total Program Component Score (factorized)	Deductions
8	Chafik BESSEGHIER	FRA	4	81.93	45.93	36.00	0.00

#	Excuted Elements	Info	Base Value	GOE	J1	J2	J3	J4	J5	J6	J7	J8	J9	Ref Scores of Panel
1	4T+3T		14.60	0.29	0	0	1	0	0	1	1	0	0	14.89
2	3A		8.50	1.00	1	1	1	1	1	1	2	0	1	9.50
3	FCSp4		3.20	0.14	0	1	0	0	1	0	1	0	0	3.34
4	3Lz		6.60	X -0.20	-1	-1	1	0	-1	-1	1	0	0	6.40
5	CCoSp4		3.50	0.14	0	0	0	0	0	1	1	1	0	3.64
6	StSq4		3.90	0.90	2	2	1	2	1	1	1	1	1	4.80
7	CSSp4		3.00	0.36	1	0	1	1	1	1	0	1	0	3.36
43.30														
45.93														

Program Components	Factor	J1	J2	J3	J4	J5	J6	J7	J8	J9	Ref Scores of Panel
Skating Skills	1.00	7.25	6.50	7.25	7.25	7.00	7.50	7.00	7.50	7.50	7.25
Transitions	1.00	7.00	6.50	6.75	7.00	6.75	7.25	7.00	6.75	7.00	6.89
Performance	1.00	7.50	6.75	7.50	7.25	7.25	7.25	7.50	7.25	7.50	7.36
Composition	1.00	7.00	7.00	7.25	7.25	7.00	7.25	7.50	7.00	6.75	7.11
Interpretation of the music	1.00	7.25	7.50	7.50	7.50	7.00	7.50	7.75	7.50	7.00	7.39
Judges Total Program Components Score (factored)											36.00

Deductions: 0.00

X Credit highlight distribution, base value multiplied by 1.1

Rank	Name	Nation	Starting Number	Total Segment Score =	Total Element Score +	Total Program Component Score (factorized)	Deductions
9	Kevin AYMOZ	FRA	2	67.23	34.31	32.92	0.00

#	Excuted Elements	Info	Base Value	GOE	J1	J2	J3	J4	J5	J6	J7	J8	J9	Ref Scores of Panel
1	3A		8.50	-1.00	-1	-2	-1	-1	0	-1	0	-1	-2	7.50
2	3Lz+3T		10.30	-1.40	-2	-2	-2	-2	-2	-2	-2	-2	-1	8.90
3	FCSp2		2.30	-0.09	0	-1	0	0	1	0	-1	-1	0	2.21
4	3Lo		5.61	X -1.10	-2	-2	-1	-1	-1	-2	-2	-1	-2	4.51
5	CSSp4		3.00	0.29	1	1	1	1	0	0	1	0	0	3.29
6	StSq4		3.90	0.50	1	0	1	1	1	1	2	0	0	4.40
7	CCoSp3		3.00	0.50	1	1	1	1	0	1	1	1	1	3.50
36.61														
34.31														

Program Components	Factor	J1	J2	J3	J4	J5	J6	J7	J8	J9	Ref Scores of Panel
Skating Skills	1.00	7.25	6.50	6.75	7.00	7.00	7.00	7.00	6.75	6.75	6.89
Transitions	1.00	6.75	6.00	6.50	6.00	6.25	6.75	6.00	6.00	6.25	6.25
Performance	1.00	7.00	6.00	6.50	6.50	6.75	7.00	6.50	6.00	6.25	6.50
Composition	1.00	7.25	6.50	6.75	6.25	7.00	6.75	6.50	6.25	6.00	6.57
Interpretation of the music	1.00	7.50	6.50	7.00	6.50	6.75	7.00	6.75	6.50	6.25	6.71
Judges Total Program Components Score (factored)											32.92

Deductions: 0.00

X Credit highlight distribution, base value multiplied by 1.1

ISU World Team Trophy 2017

MEN SHORT PROGRAM

JUDGES DETAILS PER SKATER

Rank	Name	Nation	Starting Number	Total Segment Score =	Total Element Score +	Total Program Component Score (factorized)	Deductions
10	Tangxu LI	CHN	1	65.24	34.03	31.21	0.00

#	Excuted Elements	Info	Base Value	GOE	J1	J2	J3	J4	J5	J6	J7	J8	J9	Ref Scores of Panel
1	3Lz+3T		10.30	0.30	0	1	1	-1	2	1	0	0	0	10.60
2	CSSp4		3.00	0.36	0	1	1	0	1	0	1	1	1	3.36
3	FCSp4		3.20	0.14	1	0	0	0	1	1	0	0	0	3.34
4	3F		5.83 X	0.40	0	-1	1	0	1	1	1	1	0	6.23
5	2A		3.63 X	0.00	0	0	1	0	0	0	0	0	0	3.63
6	StSq3		3.30	0.36	1	0	0	1	1	1	1	1	0	3.66
7	CCoSp3		3.00	0.21	0	0	1	0	1	1	0	0	1	3.21
32.26														

Program Components	Factor	J1	J2	J3	J4	J5	J6	J7	J8	J9	Deductions
Skating Skills	1.00	6.50	7.00	6.50	6.75	6.25	6.25	6.00	6.25	6.75	6.46
Transitions	1.00	6.00	6.50	6.25	6.25	5.75	6.00	5.50	5.75	6.25	6.04
Performance	1.00	6.25	7.00	6.50	6.75	6.25	6.00	6.00	6.00	6.50	6.32
Composition	1.00	6.25	6.75	6.50	6.50	6.00	6.25	6.00	6.25	6.00	6.25
Interpretation of the music	1.00	6.00	6.75	6.25	6.75	6.00	6.00	5.75	6.00	6.00	6.14
Judges Total Program Components Score (factored)											31.21

Deductions: 0.00

X Credit highlight distribution, base value multiplied by 1.1

Rank	Name	Nation	Starting Number	Total Segment Score =	Total Element Score +	Total Program Component Score (factorized)	Deductions
11	Maxim KOVTUN	RUS	7	64.62	26.16	38.46	0.00

#	Excuted Elements	Info	Base Value	GOE	J1	J2	J3	J4	J5	J6	J7	J8	J9	Ref Scores of Panel
1	2S+COMBO		1.30	-0.60	-3	-3	-3	-3	-3	-3	-3	-3	-3	0.70
2	4T		10.30	-3.54	-3	-3	-2	-2	-3	-3	-2	-3	-3	6.76
3	FCSp4		3.20	0.21	0	1	1	0	1	1	0	0	0	3.41
4	2A		3.63 X	0.00	0	-1	0	0	1	0	0	0	0	3.63
5	CCoSp4		3.50	0.50	2	1	1	1	1	0	1	1	1	4.00
6	StSq4		3.90	0.80	1	1	1	2	1	1	2	1	0	4.70
7	CSSp3		2.60	0.36	0	1	1	1	2	1	1	0	0	2.96
28.43														

Program Components	Factor	J1	J2	J3	J4	J5	J6	J7	J8	J9	Deductions
Skating Skills	1.00	8.00	7.50	8.50	8.00	8.00	8.00	8.25	7.50	8.25	8.00
Transitions	1.00	7.50	6.75	7.75	7.75	7.75	7.75	8.00	7.00	8.00	7.64
Performance	1.00	7.50	6.50	7.50	7.25	7.75	7.50	8.00	6.75	7.25	7.36
Composition	1.00	7.75	6.75	8.50	7.75	7.50	8.00	8.25	7.25	7.75	7.75
Interpretation of the music	1.00	7.50	6.50	8.00	8.00	7.75	8.00	8.25	7.25	7.50	7.71
Judges Total Program Components Score (factored)											38.46

Deductions: 0.00

X Credit highlight distribution, base value multiplied by 1.1

Rank	Name	Nation	Starting Number	Total Segment Score =	Total Element Score +	Total Program Component Score (factorized)	Deductions
12	Kevin REYNOLDS	CAN	3	61.88	27.59	35.29	1.00

#	Excuted Elements	Info	Base Value	GOE	J1	J2	J3	J4	J5	J6	J7	J8	J9	Ref Scores of Panel
1	4S<+COMBO		< 8.10	-4.00	-3	-3	-3	-3	-2	-3	-3	-3	-3	4.10
2	4T<		< 8.00	-4.00	-3	-3	-3	-3	-3	-3	-3	-3	-3	4.00
3	3A<		< 5.90	-0.86	-1	-2	-1	-1	0	0	-1	-1	-1	5.04
4	CCSp3		2.80	-0.01	0	0	-1	1	1	-1	0	0	-2	2.79
5	StSq4		3.90	1.00	2	1	1	2	1	1	2	2	1	4.90
6	FUSp3		2.40	0.29	0	1	1	1	1	0	-1	1	0	2.69
7	CCoSp4		3.50	0.57	1	2	1	2	1	1	1	1	1	4.07
34.60														

Program Components	Factor	J1	J2	J3	J4	J5	J6	J7	J8	J9	Deductions
Skating Skills	1.00	7.00	6.00	7.25	7.50	8.00	7.25	7.25	7.25	7.25	7.25
Transitions	1.00	6.75	5.75	6.75	7.25	7.75	7.00	6.75	7.00	7.00	6.93
Performance	1.00	7.00	5.50	6.75	7.50	7.75	7.00	6.25	6.50	6.50	6.79
Composition	1.00	6.75	6.25	7.25	7.75	8.00	7.00	7.00	7.00	7.00	7.11
Interpretation of the music	1.00	7.25	6.00	7.00	7.75	7.75	7.25	7.00	7.25	7.00	7.21
Judges Total Program Components Score (factored)											35.29

Deductions: Falls: -1.00 (1) -1.00

< Under-rotated jump

April 20 - April 23, 2017 Tokyo, Japan

PANEL OF JUDGES AND TECHNICAL PANEL

MEN - FREE SKATING

Panel of Judges

Referee	Mr. Fabio BIANCHETTI	ISU
Judge No.1	Ms. Elena FOMINA	RUS
Judge No.2	Mr. Yuri GUSKOV	KAZ
Judge No.3	Ms. Katharina RAUCH	AUT
Judge No.4	Ms. Jia YAO	CHN
Judge No.5	Mr. Anthony LEROY	FRA
Judge No.6	Ms. Karen HOWARD	CAN
Judge No.7	Ms. Tomie FUKUDOME	JPN
Judge No.8	Mr. Albert ZAYDMAN	ISR
Judge No.9	Ms. Anne G. SHEAN	USA

Technical Panel

Technical Controller	Ms. Elisabeth LOUESDON	ISU
Technical Specialist	Ms. Pirjo UIMONEN	ISU
Assistant Technical Specialist	Mr. Sandor GALAMBOS	ISU

Data/Replay Operator

Data Operator	Mr. Jun OKADA	ISU
Replay Operator	Mr. Frederic AVOT	ISU



April 20 - April 23, 2017 Tokyo, Japan

SEGMENT RESULTS

MEN FREE SKATING RESULT

Rank	Name	Nation	Score	Team Point
1	Yuzuru HANYU	JPN	200.49	12
2	Shoma UNO	JPN	198.49	11
3	Patrick CHAN	CAN	190.74	10
4	Nathan CHEN	USA	185.24	9
5	Mikhail KOLYADA	RUS	184.04	8
6	Jason BROWN	USA	179.35	7
7	Boyang JIN	CHN	174.63	6
8	Chafik BESSEGHIER	FRA	157.46	5
9	Kevin REYNOLDS	CAN	150.41	4
10	Maxim KOVTUN	RUS	148.29	3
11	Kevin AYMOZ	FRA	127.43	2
12	Tangxu LI	CHN	125.32	1

Fabio BIANCHETTI ISU
Referee

LOUESDON Elisabeth ISU
Technical Controller

ISU World Team Trophy 2017

MEN FREE SKATING JUDGES DETAILS PER SKATER

Rank	Name	Nation	Starting Number	Total Segment Score =	Total Element Score +	Total Program Component Score (factored)	Deductions
1	Yuzuru HANYU	JPN	6	200.49	106.93	93.56	0.00

#	Excuted Elements	Info	Base Value	GOE	J1	J2	J3	J4	J5	J6	J7	J8	J9	Ref Scores of Panel
1	4Lo		12.00	2.57	2	3	2	3	3	2	3	3	2	14.57
2	1S		0.40	-0.09	0	0	-1	-2	0	-2	0	-1	-2	0.31
3	FCCoSp4		3.50	1.00	2	2	2	2	2	2	2	2	2	4.50
4	StSq4		3.90	1.90	2	3	3	2	3	3	2	3	3	5.80
5	3F		5.30	1.80	2	3	2	3	3	3	3	2	2	7.10
6	4S+3T		16.28	X 2.43	2	3	2	2	3	2	3	3	2	18.71
7	4T		11.33	X 2.71	3	3	2	2	3	3	3	3	2	14.04
8	3A+2T		10.78	X 1.57	1	2	1	1	2	2	2	2	1	12.35
9	4T+1Lo+3S		16.72	X -0.23	0	-1	0	-1	2	-1	1	1	-1	16.49
10	FCSsp4		3.00	0.86	2	2	1	1	2	2	2	2	1	3.86
11	ChSq1		2.00	1.40	2	2	2	2	2	3	2	2	2	3.40
12	1A		1.21	X 0.09	1	1	0	-1	0	1	0	1	0	1.30
13	CCoSp4		3.50	1.00	2	2	2	2	2	2	2	2	1	4.50
			89.92											106.93

Program Components	Factor	J1	J2	J3	J4	J5	J6	J7	J8	J9	Ref Scores of Panel
Skating Skills	2.00	9.25	9.50	9.50	9.50	9.50	9.50	9.75	9.50	9.50	9.50
Transitions	2.00	9.00	9.25	9.25	9.25	9.25	9.00	9.75	9.00	9.25	9.18
Performance	2.00	9.25	9.50	9.00	9.00	9.00	9.00	9.50	9.00	9.25	9.14
Composition	2.00	9.00	9.75	9.50	9.25	9.50	9.50	9.75	9.25	9.50	9.46
Interpretation of the music	2.00	9.50	9.75	9.50	9.25	9.50	9.25	10.00	9.50	9.50	9.50
Judges Total Program Components Score (factored)											93.56

Deductions: 0.00

X Credit highlight distribution, base value multiplied by 1.1

Rank	Name	Nation	Starting Number	Total Segment Score =	Total Element Score +	Total Program Component Score (factored)	Deductions
2	Shoma UNO	JPN	12	198.49	106.71	92.78	1.00

#	Excuted Elements	Info	Base Value	GOE	J1	J2	J3	J4	J5	J6	J7	J8	J9	Ref Scores of Panel
1	4Lo		12.00	2.29	2	3	2	3	3	2	2	2	2	14.29
2	4F		12.30	-1.54	-1	-1	-1	-2	-1	-2	-1	-2	-1	10.76
3	3Lze	e	4.20	-0.70	-1	0	-1	-2	1	-1	-1	-1	-2	3.50
4	FCSp3		2.80	0.93	2	3	1	0	2	2	2	2	2	3.73
5	StSq4		3.90	2.10	3	3	3	3	3	3	2	3	3	6.00
6	FCCoSp4		3.50	0.93	2	2	1	2	2	2	2	1	3	4.43
7	3A+3T		14.08	X 2.86	3	3	3	3	3	2	3	2	3	16.94
8	4F<<+REP	<<	4.08	X -2.10	-3	-3	-3	-3	-3	-3	-3	-3	-3	1.98
9	4T		11.33	X 1.00	1	1	1	1	2	0	1	1	1	12.33
10	3A+1Lo+3F		15.73	X 2.29	2	2	2	3	3	2	2	2	3	18.02
11	3S		4.84	X 1.50	2	3	2	3	3	1	2	2	1	6.34
12	ChSq1		2.00	1.60	2	3	2	2	2	1	3	3	2	3.60
13	CCoSp4		3.50	1.29	3	3	3	2	1	3	2	2	3	4.79
			94.26											106.71

Program Components	Factor	J1	J2	J3	J4	J5	J6	J7	J8	J9	Ref Scores of Panel
Skating Skills	2.00	9.50	9.25	9.50	9.00	9.25	9.00	9.50	9.50	9.50	9.36
Transitions	2.00	9.25	9.00	9.00	8.75	9.00	8.75	9.00	9.00	9.25	9.00
Performance	2.00	9.50	9.50	9.25	8.75	9.00	9.00	9.50	8.75	9.00	9.14
Composition	2.00	9.50	9.50	9.25	9.25	9.50	9.25	9.25	9.50	9.50	9.39
Interpretation of the music	2.00	9.75	9.50	9.50	9.25	9.50	9.25	9.50	9.50	9.75	9.50
Judges Total Program Components Score (factored)											92.78

Deductions: Falls: -1.00 (1) -1.00

<< Downgraded jump X Credit highlight distribution, base value multiplied by 1.1 e Wrong edge

ISU World Team Trophy 2017

MEN FREE SKATING

JUDGES DETAILS PER SKATER

Rank	Name	Nation	Starting Number	Total Segment Score =	Total Element Score +	Total Program Component Score (factorized)	Deductions
3	Patrick CHAN	CAN	7	190.74	95.60	95.14	0.00

#	Excuted Elements	Info	Base Value	GOE	J1	J2	J3	J4	J5	J6	J7	J8	J9	Ref Scores of Panel
1	4T+3T		14.60	2.71	2	3	2	3	3	3	3	3	2	17.31
2	4S		10.50	1.29	1	1	1	1	2	-1	2	2	1	11.79
3	3A		8.50	-0.29	-1	-1	0	-1	1	-1	1	0	0	8.21
4	CCSp4		3.20	1.00	2	2	3	2	2	2	2	2	2	4.20
5	ChSq1		2.00	1.90	2	3	2	3	2	3	3	3	3	3.90
6	4T		11.33	X -0.54	-1	0	0	-1	1	-1	1	-1	-1	10.79
7	1A+2T		2.64	X 0.03	0	1	0	0	1	0	0	0	0	2.67
8	3Lo		5.61	X 1.50	2	2	1	3	2	3	2	2	2	7.11
9	3Lz+2T		8.03	X 1.10	1	2	1	2	2	1	2	2	1	9.13
10	3F		5.83	X 0.30	1	0	0	-1	1	0	1	0	1	6.13
11	FSSp4		3.00	0.93	2	2	2	1	2	2	2	1	2	3.93
12	StSq4		3.90	2.10	3	3	3	3	3	3	3	3	3	6.00
13	CCoSp4		3.50	0.93	2	2	2	1	2	2	2	1	2	4.43
			82.64											95.60

Program Components	Factor	J1	J2	J3	J4	J5	J6	J7	J8	J9	Deductions
Skating Skills	2.00	9.50	9.75	9.75	9.75	9.50	9.50	9.75	9.75	9.25	9.64
Transitions	2.00	9.25	9.50	9.50	9.50	9.25	9.50	9.50	9.50	9.00	9.43
Performance	2.00	9.25	9.75	9.50	9.25	9.25	9.25	9.50	9.00	9.25	9.32
Composition	2.00	9.25	9.75	9.50	9.50	9.50	9.50	9.75	9.75	9.50	9.57
Interpretation of the music	2.00	9.50	9.75	9.75	9.50	9.50	9.50	9.75	9.75	9.50	9.61
Judges Total Program Components Score (factored)											95.14

Deductions: 0.00

X Credit highlight distribution, base value multiplied by 1.1

Rank	Name	Nation	Starting Number	Total Segment Score =	Total Element Score +	Total Program Component Score (factorized)	Deductions
4	Nathan CHEN	USA	11	185.24	101.88	83.36	0.00

#	Excuted Elements	Info	Base Value	GOE	J1	J2	J3	J4	J5	J6	J7	J8	J9	Ref Scores of Panel
1	4F+2T		13.60	1.71	2	2	1	1	2	1	2	2	2	15.31
2	4F		12.30	-1.54	-1	-1	-1	-2	0	-2	-1	-1	-2	10.76
3	2S		1.30	0.00	0	1	-1	0	0	0	0	0	0	1.30
4	4T+2T+2Lo		13.40	1.57	1	2	1	2	2	1	2	2	1	14.97
5	ChSq1		2.00	1.10	2	2	1	1	2	2	1	2	1	3.10
6	4T		11.33	X 0.29	1	0	0	0	1	0	0	0	1	11.62
7	3A		9.35	X 0.14	1	-1	0	0	2	-1	1	0	0	9.49
8	3Lo		5.61	X 0.80	1	1	1	2	2	1	1	1	1	6.41
9	3F+3T		10.56	X 0.90	1	2	1	2	2	1	1	1	1	11.46
10	CCSp4		3.20	0.86	2	2	2	1	1	2	1	2	2	4.06
11	FCCoSp4		3.50	0.71	1	2	1	1	1	2	2	2	1	4.21
12	StSq4		3.90	1.50	3	3	2	1	2	2	2	2	2	5.40
13	CCoSp3		3.00	0.79	2	0	2	1	2	1	2	1	3	3.79
			93.05											101.88

Program Components	Factor	J1	J2	J3	J4	J5	J6	J7	J8	J9	Deductions
Skating Skills	2.00	8.75	8.50	8.50	8.50	8.50	8.00	8.50	8.25	9.00	8.50
Transitions	2.00	8.50	8.25	7.50	8.25	8.00	7.50	8.00	8.00	8.50	8.07
Performance	2.00	8.75	8.50	8.25	8.75	8.50	7.75	8.25	8.25	8.50	8.50
Composition	2.00	8.50	8.25	8.00	8.00	8.50	8.00	8.25	8.50	9.00	8.29
Interpretation of the music	2.00	8.75	8.50	7.75	8.25	8.25	7.75	8.25	8.50	8.75	8.32
Judges Total Program Components Score (factored)											83.36

Deductions: 0.00

X Credit highlight distribution, base value multiplied by 1.1

ISU World Team Trophy 2017

MEN FREE SKATING JUDGES DETAILS PER SKATER

Rank	Name	Nation	Starting Number	Total Segment Score =	Total Element Score +	Total Program Component Score (factored)	Deductions
5	Mikhail KOLYADA	RUS	9	184.04	97.60	87.44	1.00

#	Excuted Elements	Info	Base Value	GOE	J1	J2	J3	J4	J5	J6	J7	J8	J9	Ref Scores of Panel
1	4Lz		13.60	-3.54	-3	-2	-3	-3	-2	-3	-2	-3	-3	10.06
2	4T		10.30	0.43	1	0	1	-1	2	0	1	0	0	10.73
3	3A+2T		9.80	1.86	2	2	2	2	2	1	1	2	2	11.66
4	3Lz+2T		7.30	0.90	2	2	1	0	2	1	1	1	1	8.20
5	StSq4		3.90	1.50	3	3	2	2	2	2	2	2	2	5.40
6	FSSp4		3.00	1.00	2	3	2	1	2	2	2	2	2	4.00
7	3A		9.35 X	1.71	2	2	2	1	2	0	1	2	2	11.06
8	3Lz+1Lo+3S		11.99 X	1.40	2	2	2	1	2	2	2	2	2	13.39
9	3Lo		5.61 X	1.00	1	2	1	2	2	2	1	1	1	6.61
10	2A		3.63 X	1.00	2	2	2	2	2	2	2	2	1	4.63
11	CCSp4		3.20	0.93	2	2	2	1	2	2	1	2	2	4.13
12	ChSq1		2.00	1.30	2	3	1	1	2	2	2	3	1	3.30
13	CCoSp4		3.50	0.93	2	2	1	1	2	2	2	2	2	4.43
			87.18											97.60

Program Components	Factor	J1	J2	J3	J4	J5	J6	J7	J8	J9	Ref Scores of Panel
Skating Skills	2.00	9.25	9.25	8.75	8.75	8.75	8.50	8.75	9.00	8.75	8.86
Transitions	2.00	8.75	9.00	8.50	8.25	8.50	8.25	8.50	8.50	8.50	8.50
Performance	2.00	9.25	9.25	8.75	8.50	9.00	8.50	8.75	9.00	8.75	8.86
Composition	2.00	8.75	9.25	8.50	8.50	8.75	8.50	8.50	9.00	8.50	8.64
Interpretation of the music	2.00	9.25	9.50	8.50	8.25	8.75	8.75	8.75	9.25	8.75	8.86
Judges Total Program Components Score (factored)											87.44

Deductions: Falls: -1.00 (1) **-1.00**

X Credit highlight distribution, base value multiplied by 1.1

Rank	Name	Nation	Starting Number	Total Segment Score =	Total Element Score +	Total Program Component Score (factored)	Deductions
6	Jason BROWN	USA	8	179.35	87.27	92.08	0.00

#	Excuted Elements	Info	Base Value	GOE	J1	J2	J3	J4	J5	J6	J7	J8	J9	Ref Scores of Panel
1	3A+3T		12.80	2.00	2	2	2	2	3	1	2	2	2	14.80
2	2A		3.30	0.86	1	1	2	2	2	2	2	2	1	4.16
3	CCSp4		3.20	1.50	3	3	3	3	3	3	3	3	3	4.70
4	StSq4		3.90	2.10	3	3	3	3	3	3	3	3	3	6.00
5	3A		9.35 X	1.29	0	0	1	1	2	2	2	2	1	10.64
6	FCCoSp4		3.50	1.14	2	2	3	2	2	3	2	2	3	4.64
7	3Lz		6.60 X	1.30	2	2	2	2	2	1	1	2	2	7.90
8	3F+2T		7.26 X	1.00	1	1	2	1	2	1	2	2	1	8.26
9	2A		3.63 X	0.64	1	1	1	2	2	1	1	2	1	4.27
10	ChSq1		2.00	1.90	2	2	3	3	3	3	3	3	2	3.90
11	1Lo		0.55 X	-0.07	-1	0	0	-1	0	-1	-1	-1	-1	0.48
12	3Lz+1Lo+3S		11.99 X	1.10	1	1	2	2	3	2	1	2	1	13.09
13	CCoSp4V		3.00	1.43	3	1	3	3	3	3	2	3	3	4.43
			71.08											87.27

Program Components	Factor	J1	J2	J3	J4	J5	J6	J7	J8	J9	Ref Scores of Panel
Skating Skills	2.00	9.00	9.00	9.25	9.25	9.50	9.00	9.25	8.75	8.75	9.07
Transitions	2.00	9.00	9.00	9.50	9.00	9.50	9.00	9.00	8.75	8.75	9.04
Performance	2.00	9.25	9.00	9.50	9.00	9.25	9.00	9.25	9.00	9.00	9.11
Composition	2.00	9.25	9.25	9.50	9.25	9.75	9.25	9.50	9.25	9.00	9.32
Interpretation of the music	2.00	9.50	9.25	9.75	9.50	9.75	9.25	9.75	9.25	9.50	9.50
Judges Total Program Components Score (factored)											92.08

Deductions: **0.00**

X Credit highlight distribution, base value multiplied by 1.1

ISU World Team Trophy 2017

MEN FREE SKATING JUDGES DETAILS PER SKATER

Rank	Name	Nation	Starting Number	Total Segment Score =	Total Element Score +	Total Program Component Score (factored)	Deductions
7	Boyang JIN	CHN	10	174.63	92.49	82.14	0.00

#	Excuted Elements	Info	Base Value	GOE	J1	J2	J3	J4	J5	J6	J7	J8	J9	Ref Scores of Panel
1	2Lz		2.10	-0.17	0	1	-1	-1	0	-1	-1	-1	0	1.93
2	4S		10.50	-1.03	-1	-2	-1	-1	1	-1	0	-1	-1	9.47
3	3A		8.50	-2.00	-2	-2	-2	-2	-2	-2	-2	-2	-2	6.50
4	ChSq1		2.00	1.10	1	2	2	2	1	2	1	2	1	3.10
5	FCSp4		3.20	0.79	1	2	2	2	2	1	1	1	2	3.99
6	4T		11.33	X -2.06	-2	-2	-1	-1	-1	-2	-2	-2	-3	9.27
7	4T+2T		12.76	X 0.11	0	0	0	0	1	-1	1	1	-1	12.87
8	CSSp4		3.00	0.43	1	1	1	1	1	2	0	1	0	3.43
9	3Lz+3T		11.33	X 0.40	1	0	0	1	1	0	1	1	0	11.73
10	3A+1Lo+3S		14.74	X 0.71	1	0	0	2	2	0	0	1	1	15.45
11	3F		5.83	X 0.70	1	1	1	1	2	1	1	1	1	6.53
12	StSq3		3.30	0.71	2	2	2	2	1	1	1	1	1	4.01
13	CCoSp4		3.50	0.71	1	1	2	2	2	1	1	1	2	4.21
			92.09											92.49

Program Components	Factor	J1	J2	J3	J4	J5	J6	J7	J8	J9	Ref Scores of Panel
Skating Skills	2.00	8.50	8.25	8.75	8.75	8.50	8.00	8.25	8.00	9.00	8.43
Transitions	2.00	8.00	8.00	8.00	8.50	8.00	7.50	7.75	8.00	8.25	8.00
Performance	2.00	8.25	8.00	8.50	8.25	8.00	7.25	8.00	7.75	8.75	8.11
Composition	2.00	8.25	8.25	8.50	8.75	8.50	8.25	8.25	8.25	8.25	8.32
Interpretation of the music	2.00	8.25	8.25	8.50	8.25	8.00	7.75	8.00	8.25	8.50	8.21
Judges Total Program Components Score (factored)											82.14

Deductions: 0.00
 X Credit highlight distribution, base value multiplied by 1.1

Rank	Name	Nation	Starting Number	Total Segment Score =	Total Element Score +	Total Program Component Score (factored)	Deductions
8	Chafik BESSEGHIER	FRA	5	157.46	83.74	73.72	0.00

#	Excuted Elements	Info	Base Value	GOE	J1	J2	J3	J4	J5	J6	J7	J8	J9	Ref Scores of Panel
1	4T		10.30	1.00	0	1	1	1	2	0	1	2	1	11.30
2	4S		10.50	0.43	0	1	0	0	1	0	1	1	0	10.93
3	3A		8.50	0.57	1	0	0	0	1	0	1	1	1	9.07
4	FCSp3		2.80	0.07	0	1	0	1	0	0	0	0	0	2.87
5	StSq3		3.30	0.50	2	1	1	1	1	1	1	1	1	3.80
6	3T+3T		9.46	X -2.00	-3	-2	-3	-3	-3	-3	-3	-2	-3	7.46
7	3A+2T		10.78	X 0.00	0	-1	0	0	0	0	0	0	0	10.78
8	3Lz		6.60	X 0.40	0	0	1	1	1	0	1	1	0	7.00
9	2A+2T+2Lo		7.04	X -1.00	-1	-2	-2	-2	-2	-2	-2	-2	-2	6.04
10	CSSp4		3.00	0.21	0	0	0	1	1	1	0	0	1	3.21
11	ChSq1		2.00	0.70	1	1	1	2	1	1	0	1	1	2.70
12	3S		4.84	X 0.60	1	0	0	1	1	1	1	1	1	5.44
13	CCoSp3		3.00	0.14	0	0	0	1	1	1	0	-2	0	3.14
			82.12											83.74

Program Components	Factor	J1	J2	J3	J4	J5	J6	J7	J8	J9	Ref Scores of Panel
Skating Skills	2.00	7.50	7.50	7.25	7.75	7.50	7.00	7.50	6.75	7.75	7.43
Transitions	2.00	7.25	7.00	7.50	7.25	7.00	6.50	7.25	7.00	7.25	7.14
Performance	2.00	7.50	7.25	7.50	7.50	7.50	6.75	7.25	7.25	7.50	7.39
Composition	2.00	7.50	7.50	7.50	7.00	7.50	7.00	7.25	7.50	7.25	7.36
Interpretation of the music	2.00	7.75	7.50	7.75	7.25	7.50	7.25	7.50	7.50	7.75	7.54
Judges Total Program Components Score (factored)											73.72

Deductions: 0.00
 X Credit highlight distribution, base value multiplied by 1.1

ISU World Team Trophy 2017

MEN FREE SKATING JUDGES DETAILS PER SKATER

Rank	Name	Nation	Starting Number	Total Segment Score =	Total Element Score +	Total Program Component Score (factored)	Deductions
9	Kevin REYNOLDS	CAN	1	150.41	79.07	72.34	1.00

#	Excuted Elements	Info	Base Value	GOE	J1	J2	J3	J4	J5	J6	J7	J8	J9	Ref Scores of Panel
1	4S		10.50	0.57	0	1	0	0	1	0	1	1	1	11.07
2	4T<+3T	<	12.30	-1.20	-1	0	-1	-1	-1	-1	-1	-1	-2	11.10
3	2A+3T		7.60	0.30	0	0	0	1	1	1	0	0	1	7.90
4	CCSp4		3.20	0.14	0	0	0	1	0	1	1	0	0	3.34
5	StSq3		3.30	0.43	1	1	1	1	0	2	1	1	0	3.73
6	4T<	<	8.80	X -1.37	-1	-1	-1	-2	-1	-1	-1	-1	-2	7.43
7	3A<	<	6.49	X -3.00	-3	-3	-3	-3	-3	-3	-3	-3	-3	3.49
8	3Lz		6.60	X 0.00	0	0	0	0	0	0	0	0	0	6.60
9	3F+2Lo+2T		9.24	X 0.00	0	0	0	0	1	0	1	-1	-2	9.24
10	FCCoSp4		3.50	0.50	1	0	1	1	1	1	1	1	1	4.00
11	3S		4.84	X -0.60	-1	0	-1	-1	-1	-1	0	-1	-1	4.24
12	ChSq1		2.00	0.50	2	1	1	1	1	1	0	0	0	2.50
13	CCoSp4		3.50	0.93	2	1	2	3	2	2	1	2	2	4.43
			81.87											79.07

Program Components	Factor	J1	J2	J3	J4	J5	J6	J7	J8	J9	Ref Scores of Panel
Skating Skills	2.00	7.50	8.00	7.50	7.50	7.50	7.00	7.25	7.00	7.25	7.36
Transitions	2.00	7.25	8.00	7.00	6.75	7.25	6.75	7.00	6.75	6.25	6.96
Performance	2.00	7.75	8.50	7.50	7.00	7.50	7.00	7.00	6.75	6.75	7.21
Composition	2.00	7.50	8.25	7.00	7.00	7.50	7.25	7.25	7.00	6.75	7.21
Interpretation of the music	2.00	7.75	8.25	7.50	7.25	7.75	7.50	7.25	7.00	6.75	7.43
Judges Total Program Components Score (factored)											72.34

Deductions: Falls: -1.00 (1) **-1.00**
 < Under-rotated jump X Credit highlight distribution, base value multiplied by 1.1

Rank	Name	Nation	Starting Number	Total Segment Score =	Total Element Score +	Total Program Component Score (factored)	Deductions
10	Maxim KOVTUN	RUS	2	148.29	73.65	75.64	1.00

#	Excuted Elements	Info	Base Value	GOE	J1	J2	J3	J4	J5	J6	J7	J8	J9	Ref Scores of Panel
1	4S		10.50	-4.00	-3	-3	-3	-3	-3	-3	-3	-3	-3	6.50
2	4T		10.30	0.43	0	1	0	1	1	-1	1	0	0	10.73
3	3Lz<<	<<	2.10	-0.90	-3	-2	-3	-3	-3	-3	-3	-3	-3	1.20
4	CCoSp4		3.50	0.57	1	1	2	2	1	1	1	1	1	4.07
5	3A+3T		14.08	X 0.57	1	0	0	1	1	0	1	1	0	14.65
6	3A		9.35	X 1.14	1	1	1	1	1	1	1	2	2	10.49
7	3Lo		5.61	X -0.20	0	0	-1	-1	0	-1	0	0	0	5.41
8	3S+2T		6.27	X 0.00	0	0	0	0	0	0	1	0	0	6.27
9	FCCSp4		3.20	0.07	0	1	0	0	0	0	1	0	0	3.27
10	StSq3		3.30	0.43	1	1	1	1	1	0	1	1	0	3.73
11	ChSq1		2.00	0.20	1	1	0	0	1	0	0	0	0	2.20
12	2A+2T		5.06	X 0.07	0	1	0	0	0	0	0	1	0	5.13
13	CSSp		0.00	0.00	-	-	-	-	-	-	-	-	-	0.00
			75.27											73.65

Program Components	Factor	J1	J2	J3	J4	J5	J6	J7	J8	J9	Ref Scores of Panel
Skating Skills	2.00	8.00	8.50	8.00	8.25	7.75	7.50	8.00	8.00	7.00	7.93
Transitions	2.00	7.25	8.00	6.75	7.75	7.50	6.50	7.50	7.25	6.50	7.21
Performance	2.00	7.50	8.25	7.25	7.50	7.50	6.75	7.75	7.50	6.75	7.39
Composition	2.00	7.75	8.50	7.25	8.00	7.75	7.00	7.75	7.75	7.00	7.61
Interpretation of the music	2.00	7.75	8.50	7.25	8.00	7.75	7.25	8.00	7.75	6.75	7.68
Judges Total Program Components Score (factored)											75.64

Deductions: Falls: -1.00 (1) **-1.00**
 << Downgraded jump X Credit highlight distribution, base value multiplied by 1.1

ISU World Team Trophy 2017

MEN FREE SKATING JUDGES DETAILS PER SKATER

Rank	Name	Nation	Starting Number	Total Segment Score =	Total Element Score +	Total Program Component Score (factored)	Deductions
11	Kevin AYMOZ	FRA	4	127.43	59.27	68.16	0.00

#	Excuted Elements	Info	Base Value	GOE	J1	J2	J3	J4	J5	J6	J7	J8	J9	Ref Scores of Panel
1	3A		8.50	-2.00	-2	-2	-2	-2	-2	-2	-2	-2	-2	6.50
2	2A		3.30	0.29	1	0	1	0	1	1	0	0	1	3.59
3	FSSp4		3.00	0.50	1	1	1	1	1	1	1	2	1	3.50
4	3Lz		6.00	-0.70	-1	-1	-1	-2	-1	-1	-1	-1	-1	5.30
5	3Lo		5.10	0.20	0	0	0	0	1	0	1	1	0	5.30
6	1A		1.10	0.00	0	0	0	0	0	1	0	0	0	1.10
7	CCSp3		2.80	0.21	0	1	1	1	0	0	0	1	0	3.01
8	3Lz+REP		4.62 X	-1.70	-2	-2	-2	-3	-3	-3	-2	-2	-3	2.92
9	3T+3T		9.46 X	-0.80	-1	-1	-2	-1	0	-1	-2	-1	-1	8.66
10	StSq3		3.30	0.50	1	1	1	2	1	1	1	1	0	3.80
11	3S+2T+2Lo		8.25 X	0.50	1	0	0	1	1	1	1	1	0	8.75
12	ChSq1		2.00	0.70	1	1	1	1	1	1	1	1	0	2.70
13	CCoSp4		3.50	0.64	1	1	2	2	1	1	1	2	1	4.14
			60.93											59.27

Program Components	Factor													
Skating Skills	2.00	6.75	7.00	7.00	6.75	7.25	6.50	6.75	7.25	6.75	7.25	6.75	6.75	6.89
Transitions	2.00	6.00	6.75	7.00	6.75	7.00	5.50	6.75	6.50	6.75	6.50	6.00	6.54	
Performance	2.00	6.50	7.00	7.25	6.50	6.50	6.00	7.00	6.75	6.50	6.50	6.50	6.68	
Composition	2.00	6.50	7.00	7.50	7.00	7.25	6.00	7.00	7.00	7.00	6.75	6.75	6.93	
Interpretation of the music	2.00	6.75	6.75	7.50	7.25	7.25	6.25	7.25	7.00	7.00	7.00	7.00	7.04	
Judges Total Program Components Score (factored)														68.16

Deductions: 0.00

X Credit highlight distribution, base value multiplied by 1.1 REP Jump repetition

Rank	Name	Nation	Starting Number	Total Segment Score =	Total Element Score +	Total Program Component Score (factored)	Deductions
12	Tangxu LI	CHN	3	125.32	63.60	62.72	1.00

#	Excuted Elements	Info	Base Value	GOE	J1	J2	J3	J4	J5	J6	J7	J8	J9	Ref Scores of Panel
1	3F+3T		9.60	0.60	0	1	0	1	1	1	1	1	1	10.20
2	3Lz		6.00	-2.10	-3	-3	-3	-3	-3	-3	-3	-3	-3	3.90
3	3S		4.40	0.30	0	0	0	1	1	0	1	1	0	4.70
4	FCSp4		3.20	0.50	0	1	1	1	1	1	1	1	1	3.70
5	StSq4		3.90	0.10	0	1	1	0	0	0	0	0	0	4.00
6	3Lo		5.61 X	0.00	0	0	0	0	0	0	0	0	0	5.61
7	3F		5.83 X	0.30	1	1	0	1	1	0	0	0	0	6.13
8	2A+1Lo+2F		6.27 X	0.07	0	0	0	1	1	0	0	0	0	6.34
9	CCoSp4		3.50	0.21	0	0	1	1	1	0	1	0	0	3.71
10	3Lo+2T		7.04 X	0.00	0	0	0	0	0	0	0	0	-1	7.04
11	2A		3.63 X	-0.36	-1	0	-1	-1	0	-1	0	-1	-1	3.27
12	ChSq1		2.00	-0.14	0	1	0	0	-1	0	0	-1	-1	1.86
13	CSSp4		3.00	0.14	0	1	0	0	0	1	1	0	0	3.14
			63.98											63.60

Program Components	Factor													
Skating Skills	2.00	6.00	7.00	7.00	6.75	6.75	6.00	6.25	6.00	6.25	6.00	6.50	6.50	6.46
Transitions	2.00	6.00	6.50	6.75	6.50	6.50	5.25	5.75	5.50	5.75	5.50	6.00	6.11	
Performance	2.00	6.00	7.00	6.75	6.75	6.50	5.75	5.75	5.50	5.75	5.50	6.25	6.25	
Composition	2.00	6.25	6.75	7.25	6.50	6.75	6.00	6.00	5.75	6.00	5.75	6.25	6.36	
Interpretation of the music	2.00	6.25	6.75	7.00	6.25	6.25	5.75	6.00	5.75	6.00	5.75	6.00	6.18	
Judges Total Program Components Score (factored)														62.72

Deductions: Falls: -1.00 (1) -1.00

X Credit highlight distribution, base value multiplied by 1.1

April 20 - April 23, 2017 Tokyo, Japan

PROTOCOL

PAIRS

Yoyogi National Gymnasium	FRI 21 APR 2017	16:00	Short Program
	SAT 22 APR 2017	15:15	Free Skating

Size of Skating Arena:	60x30
Ice Conditions:	Very good
Number of Entries:	6
Number of Participants:	6

Short Program		
Duration:	2:40 +/- 10 seconds	
Program Component Factors:	Skating Skills	0.80
	Transitions	0.80
	Performance	0.80
	Composition	0.80
	Interpretation of the music	0.80

Free Skating		
Duration:	4:30 +/- 10 seconds	
Program Component Factors:	Skating Skills	1.60
	Transitions	1.60
	Performance	1.60
	Composition	1.60
	Interpretation of the music	1.60

April 20 - April 23, 2017 Tokyo, Japan

PANEL OF JUDGES AND TECHNICAL PANEL

PAIRS - SHORT PROGRAM

Panel of Judges

Referee	Mr. Fabio BIANCHETTI	ISU
Judge No.1	Ms. Olga KOZHEMIAKINA	RUS
Judge No.2	Ms. Katharina RAUCH	AUT
Judge No.3	Mr. Peter VOTH	GER
Judge No.4	Ms. Marta OLOZAGARRE	ESP
Judge No.5	Mr. Anthony LEROY	FRA
Judge No.6	Ms. Anne G. SHEAN	USA
Judge No.7	Ms. Jia YAO	CHN
Judge No.8	Ms. Karen HOWARD	CAN
Judge No.9	Ms. Ayumi KOZUKA	JPN

Technical Panel

Technical Controller	Ms. Sally REHORICK	ISU
Technical Specialist	Ms. Whitney GAYNOR	ISU
Assistant Technical Specialist	Mr. Soltan KOKOEV	ISU

Data/Replay Operator

Data Operator	Mr. Jun OKADA	ISU
Replay Operator	Mr. Frederic AVOT	ISU



April 20 - April 23, 2017 Tokyo, Japan

SEGMENT RESULTS

PAIRS SHORT PROGRAM RESULT

Rank	Name	Nation	Score	Team Point
1	Vanessa JAMES / Morgan CIPRES	FRA	75.72	12
2	Cheng PENG / Yang JIN	CHN	71.36	11
3	Kirsten MOORE-TOWERS / Michael MARINARO	CAN	69.56	10
4	Evgenia TARASOVA / Vladimir MOROZOV	RUS	66.37	9
5	Ashley CAIN / Timothy LEDUC	USA	59.57	8
6	Sumire SUTO / Francis BOUDREAU-AUDET	JPN	54.84	7

Fabio BIANCHETTI ISU
Referee

REHORICK Sally ISU
Technical Controller

ISU World Team Trophy 2017

PAIRS SHORT PROGRAM

JUDGES DETAILS PER SKATER

Rank	Name	Nation	Starting Number	Total Segment Score =	Total Element Score +	Total Program Component Score (factorized)	Deductions
1	Vanessa JAMES / Morgan CIPRES	FRA	5	75.72	41.81	33.91	0.00

#	Excuted Elements	Info	Base Value	GOE	J1	J2	J3	J4	J5	J6	J7	J8	J9	Ref Scores of Panel
1	3Tw1		5.40	1.50	1	2	2	3	3	3	0	2	2	6.90
2	3S		4.40	1.40	2	2	2	3	2	2	2	2	2	5.80
3	3FTh		5.50	1.20	1	2	2	2	2	3	0	1	2	6.70
4	5ALi4		7.50	1.50	2	2	2	3	2	3	2	1	2	9.00
5	BiDs3		3.20	0.80	1	2	2	2	1	-1	0	1	1	4.00
6	StSq4		3.90	1.30	2	2	2	3	2	2	1	1	2	5.20
7	FCCoSp4		3.50	0.71	2	1	1	2	1	2	2	1	1	4.21
			33.40											41.81

Program Components	Factor	J1	J2	J3	J4	J5	J6	J7	J8	J9	Ref Scores of Panel
Skating Skills	0.80	8.50	8.50	8.25	9.00	8.25	8.75	8.25	8.00	8.25	8.39
Transitions	0.80	8.25	8.25	8.00	9.00	8.00	8.50	8.25	7.50	8.00	8.18
Performance	0.80	8.75	8.75	8.25	9.25	9.00	9.00	8.75	7.75	8.50	8.71
Composition	0.80	8.50	8.50	8.50	9.25	9.00	8.75	8.50	8.00	8.25	8.57
Interpretation of the music	0.80	8.25	8.50	8.50	9.50	8.75	9.00	8.50	7.75	8.25	8.54
Judges Total Program Components Score (factored)											33.91

Deductions: 0.00

Rank	Name	Nation	Starting Number	Total Segment Score =	Total Element Score +	Total Program Component Score (factorized)	Deductions
2	Cheng PENG / Yang JIN	CHN	2	71.36	40.17	31.19	0.00

#	Excuted Elements	Info	Base Value	GOE	J1	J2	J3	J4	J5	J6	J7	J8	J9	Ref Scores of Panel
1	3T		4.30	1.20	2	1	2	1	2	2	2	1	2	5.50
2	3LoTh		5.00	1.50	2	2	2	2	2	2	3	3	2	6.50
3	3Tw3		6.20	1.30	1	1	2	2	2	2	3	2	2	7.50
4	BiDs4		3.50	1.20	2	1	2	2	2	2	3	1	1	4.70
5	StSq3		3.30	0.86	1	2	1	2	2	2	2	1	2	4.16
6	FCCoSp3		3.00	0.21	0	0	1	1	0	0	-1	1	2	3.21
7	5RLi4		7.50	1.10	0	1	2	1	2	1	2	2	2	8.60
			32.80											40.17

Program Components	Factor	J1	J2	J3	J4	J5	J6	J7	J8	J9	Ref Scores of Panel
Skating Skills	0.80	7.50	6.75	7.50	7.00	8.25	8.50	8.75	7.50	7.50	7.68
Transitions	0.80	7.25	6.50	7.25	6.50	8.00	7.75	8.50	8.25	7.25	7.46
Performance	0.80	7.50	7.25	7.75	6.75	8.25	8.25	8.25	8.00	8.25	7.89
Composition	0.80	7.75	7.25	7.50	7.00	8.50	8.50	8.75	8.25	8.25	8.00
Interpretation of the music	0.80	7.75	7.50	7.75	7.25	8.25	8.00	8.50	8.50	8.00	7.96
Judges Total Program Components Score (factored)											31.19

Deductions: 0.00

Rank	Name	Nation	Starting Number	Total Segment Score =	Total Element Score +	Total Program Component Score (factorized)	Deductions
3	Kirsten MOORE-TOWERS / Michael MARINARO	CAN	4	69.56	38.16	31.40	0.00

#	Excuted Elements	Info	Base Value	GOE	J1	J2	J3	J4	J5	J6	J7	J8	J9	Ref Scores of Panel
1	3Tw2		5.80	0.50	0	1	1	1	1	1	-1	2	0	6.30
2	3LoTh		5.00	0.80	1	0	1	1	1	2	1	1	2	5.80
3	3T		4.30	0.90	1	0	1	1	1	2	2	1	2	5.20
4	BiDs3		3.20	1.00	2	1	1	1	1	2	2	2	1	4.20
5	FCCoSp4		3.50	0.50	0	0	1	1	1	2	2	1	1	4.00
6	5ALi4		7.50	1.00	1	1	1	2	2	3	0	1	2	8.50
7	StSq3		3.30	0.86	0	1	2	2	2	3	1	2	2	4.16
			32.60											38.16

Program Components	Factor	J1	J2	J3	J4	J5	J6	J7	J8	J9	Ref Scores of Panel
Skating Skills	0.80	8.00	7.50	7.50	8.00	7.75	8.50	7.50	7.75	8.00	7.79
Transitions	0.80	7.75	7.25	7.50	8.00	7.50	8.50	7.25	8.00	7.75	7.68
Performance	0.80	8.00	7.75	7.75	8.25	7.75	8.75	7.75	8.00	8.25	7.96
Composition	0.80	8.00	7.50	7.50	8.00	8.00	8.50	7.25	7.75	8.25	7.86
Interpretation of the music	0.80	7.75	7.50	7.75	8.25	7.75	8.75	7.25	8.25	8.50	7.96
Judges Total Program Components Score (factored)											31.40

Deductions: 0.00

ISU World Team Trophy 2017

PAIRS SHORT PROGRAM

JUDGES DETAILS PER SKATER

Rank	Name	Nation	Starting Number	Total Segment Score =	Total Element Score +	Total Program Component Score (factorized)	Deductions
4	Evgenia TARASOVA / Vladimir MOROZOV	RUS	6	66.37	34.74	34.63	3.00

#	Excuted Elements	Info	Base Value	GOE	J1	J2	J3	J4	J5	J6	J7	J8	J9	Ref Scores of Panel
1	3Tw4		6.60	2.10	3	3	3	3	3	3	3	3	3	8.70
2	3T<	<	3.00	-2.10	-3	-3	-3	-3	-3	-3	-3	-3	-3	0.90
3	3LoTh		5.00	-1.50	-2	-3	-2	-2	-2	-2	-3	-2	-2	3.50
4	BiDs3		3.20	1.30	2	2	2	2	2	2	2	1	1	4.50
5	5RLi4		7.50	1.20	2	2	2	1	2	2	0	1	2	8.70
6	StSq3		3.30	1.00	2	2	2	2	2	3	1	2	2	4.30
7	FCCoSp4		3.50	0.64	1	1	2	1	2	0	1	1	2	4.14
32.10														
34.74														

Program Components	Factor	J1	J2	J3	J4	J5	J6	J7	J8	J9	Ref Scores of Panel
Skating Skills	0.80	9.25	8.75	9.25	9.25	9.25	9.25	8.25	8.75	9.00	9.07
Transitions	0.80	9.00	8.50	9.25	9.00	8.50	9.00	7.75	8.75	8.50	8.75
Performance	0.80	8.50	8.00	9.50	8.00	8.50	8.25	7.50	8.25	8.50	8.29
Composition	0.80	9.25	8.25	9.25	8.50	9.00	8.75	8.00	9.00	8.25	8.71
Interpretation of the music	0.80	8.75	8.25	9.25	8.00	8.75	9.00	7.75	8.00	8.50	8.46
Judges Total Program Components Score (factored)											34.63

Deductions: Time Violation: -1.00 Falls: -2.00 **-3.00**

< Under-rotated jump

Rank	Name	Nation	Starting Number	Total Segment Score =	Total Element Score +	Total Program Component Score (factorized)	Deductions
5	Ashley CAIN / Timothy LEDUC	USA	1	59.57	32.29	27.28	0.00

#	Excuted Elements	Info	Base Value	GOE	J1	J2	J3	J4	J5	J6	J7	J8	J9	Ref Scores of Panel
1	BiDs3		3.20	0.70	1	1	1	1	1	1	1	1	1	3.90
2	3Tw1		5.40	-1.40	-2	-2	-2	-2	-2	-2	-2	-2	-2	4.00
3	3Lo<	<	3.60	-0.70	-1	-1	-1	-1	-1	-1	-1	-1	0	2.90
4	5ALi4		7.50	0.60	0	1	1	2	1	1	0	1	1	8.10
5	3FTh		5.50	-0.50	0	-1	0	-1	0	-1	-1	-1	-1	5.00
6	StSq4		3.90	0.70	1	1	1	2	1	1	1	1	1	4.60
7	CCoSp4		3.50	0.29	0	0	1	0	1	1	0	1	1	3.79
32.60														
32.29														

Program Components	Factor	J1	J2	J3	J4	J5	J6	J7	J8	J9	Ref Scores of Panel
Skating Skills	0.80	6.75	7.00	6.50	7.25	6.75	7.25	6.75	6.50	6.75	6.82
Transitions	0.80	6.25	6.25	6.50	7.00	6.50	7.00	7.00	6.00	6.75	6.61
Performance	0.80	6.75	6.50	6.75	7.50	7.00	7.25	7.00	6.50	7.00	6.89
Composition	0.80	6.50	6.75	6.75	7.25	7.00	7.00	7.25	6.50	7.00	6.89
Interpretation of the music	0.80	6.50	6.50	6.75	7.50	6.75	6.75	7.50	6.75	7.25	6.89
Judges Total Program Components Score (factored)											27.28

Deductions: **0.00**

< Under-rotated jump

Rank	Name	Nation	Starting Number	Total Segment Score =	Total Element Score +	Total Program Component Score (factorized)	Deductions
6	Sumire SUTO / Francis BOUDREAU-AUDET	JPN	3	54.84	29.39	26.45	1.00

#	Excuted Elements	Info	Base Value	GOE	J1	J2	J3	J4	J5	J6	J7	J8	J9	Ref Scores of Panel
1	3Tw2		5.80	-0.50	-1	-1	-2	0	0	-2	-1	0	1	5.30
2	3S<<	<<	1.30	-0.60	-3	-3	-3	-3	-3	-3	-3	-3	-3	0.70
3	3STh		4.50	-1.00	-2	-1	-1	-1	-1	-2	-2	-2	-1	3.50
4	5ALi4		7.50	0.70	1	1	1	0	1	1	1	1	1	8.20
5	FCCoSp4		3.50	0.50	1	1	1	1	1	1	1	1	2	4.00
6	StSq3		3.30	0.29	0	1	0	0	1	-1	1	1	1	3.59
7	BiDs4		3.50	0.60	1	0	1	0	1	1	1	1	1	4.10
29.40														
29.39														

Program Components	Factor	J1	J2	J3	J4	J5	J6	J7	J8	J9	Ref Scores of Panel
Skating Skills	0.80	6.75	6.50	6.50	6.75	7.00	6.75	6.75	7.00	6.50	6.71
Transitions	0.80	6.50	6.25	6.25	6.50	6.75	6.50	6.75	6.75	6.50	6.54
Performance	0.80	6.25	6.50	6.50	6.25	6.50	6.50	6.50	6.25	6.50	6.43
Composition	0.80	6.75	6.50	6.50	6.75	6.75	6.75	7.00	7.00	6.75	6.75
Interpretation of the music	0.80	6.50	6.25	6.75	6.50	6.50	6.75	7.75	6.75	6.75	6.64
Judges Total Program Components Score (factored)											26.45

Deductions: Falls: -1.00 **-1.00**

<< Downgraded jump

April 20 - April 23, 2017 Tokyo, Japan

PANEL OF JUDGES AND TECHNICAL PANEL

PAIRS - FREE SKATING

Panel of Judges

Referee	Mr. Fabio BIANCHETTI	ISU
Judge No.1	Ms. Ayumi KOZUKA	JPN
Judge No.2	Mr. Peter VOTH	GER
Judge No.3	Ms. Olga KOZHEMIAKINA	RUS
Judge No.4	Ms. Anne G. SHEAN	USA
Judge No.5	Mr. Anthony LEROY	FRA
Judge No.6	Ms. Karen HOWARD	CAN
Judge No.7	Ms. Marta OLOZAGARRE	ESP
Judge No.8	Ms. Jia YAO	CHN
Judge No.9	Ms. Katharina RAUCH	AUT

Technical Panel

Technical Controller	Ms. Sally REHORICK	ISU
Technical Specialist	Ms. Whitney GAYNOR	ISU
Assistant Technical Specialist	Mr. Soltan KOKOEV	ISU

Data/Replay Operator

Data Operator	Mr. Jun OKADA	ISU
Replay Operator	Mr. Frederic AVOT	ISU



April 20 - April 23, 2017 Tokyo, Japan

SEGMENT RESULTS

PAIRS FREE SKATING RESULT

Rank	Name	Nation	Score	Team Point
1	Vanessa JAMES / Morgan CIPRES	FRA	146.87	12
2	Evgenia TARASOVA / Vladimir MOROZOV	RUS	142.38	11
3	Cheng PENG / Yang JIN	CHN	133.13	10
4	Kirsten MOORE-TOWERS / Michael MARINARO	CAN	130.09	9
5	Ashley CAIN / Timothy LEDUC	USA	104.23	8
6	Sumire SUTO / Francis BOUDREAU-AUDET	JPN	97.57	7

Fabio BIANCHETTI ISU
Referee

REHORICK Sally ISU
Technical Controller

ISU World Team Trophy 2017

PAIRS FREE SKATING

JUDGES DETAILS PER SKATER

Rank	Name	Nation	Starting Number	Total Segment Score =	Total Element Score +	Total Program Component Score (factorized)	Deductions
1	Vanessa JAMES / Morgan CIPRES	FRA	6	146.87	74.99	71.88	0.00

#	Excuted Elements	Info	Base Value	GOE	J1	J2	J3	J4	J5	J6	J7	J8	J9	Ref Scores of Panel
1	3Tw3		6.20	1.50	1	2	2	3	3	2	2	2	2	7.70
2	3T+2T+2T		6.90	1.60	2	2	2	3	2	2	3	3	2	8.50
3	4STh		8.20	-2.00	-2	-2	-2	-2	-2	-3	0	-2	-2	6.20
4	5BLi4		7.00	1.60	1	2	2	2	3	2	2	3	3	8.60
5	3S		4.40	0.60	0	1	1	0	2	1	2	1	0	5.00
6	PCoSp4		4.50	0.64	1	1	1	1	2	2	3	-1	1	5.14
7	ChSq1		2.00	1.60	2	2	2	2	2	2	3	3	3	3.60
8	5ALi4		7.50	1.70	3	2	2	2	2	2	3	3	3	9.20
9	3FTh		5.50	1.40	2	2	2	2	2	2	2	0	2	6.90
10	FIDs4		3.50	1.00	1	1	1	2	1	1	3	2	2	4.50
11	FCCoSp4		3.50	0.79	2	1	1	2	2	0	2	1	2	4.29
12	3Li4		4.50	0.86	1	2	2	1	2	2	2	-1	2	5.36
			63.70											74.99

Program Components	Factor													
Skating Skills	1.60	8.75	8.75	8.75	9.25	8.75	8.25	9.00	8.75	9.00				8.82
Transitions	1.60	8.75	8.75	8.50	9.25	8.75	8.25	9.25	8.50	9.00				8.79
Performance	1.60	9.00	9.00	8.75	9.75	9.50	8.75	9.50	9.25	9.50				9.21
Composition	1.60	8.75	9.25	8.75	9.50	9.25	8.50	9.25	8.75	9.25				9.04
Interpretation of the music	1.60	9.00	9.00	8.75	9.25	9.25	8.25	9.50	9.00	9.25				9.07
Judges Total Program Components Score (factored)														71.88

Deductions: 0.00

Rank	Name	Nation	Starting Number	Total Segment Score =	Total Element Score +	Total Program Component Score (factorized)	Deductions
2	Evgenia TARASOVA / Vladimir MOROZOV	RUS	3	142.38	71.19	71.19	0.00

#	Excuted Elements	Info	Base Value	GOE	J1	J2	J3	J4	J5	J6	J7	J8	J9	Ref Scores of Panel
1	3Tw4		6.60	2.10	3	3	3	3	3	3	3	3	3	8.70
2	2S		1.30	-0.54	-2	-3	-3	-3	-2	-3	-2	-3	-3	0.76
3	3STh		4.50	1.80	3	2	3	2	3	2	3	1	3	6.30
4	3T+2T		5.60	1.10	1	2	2	1	2	2	2	1	1	6.70
5	5RLi4		7.50	1.40	2	2	2	2	2	2	2	1	2	8.90
6	FCCoSp4		3.50	0.93	2	2	2	2	2	1	2	1	2	4.43
7	ChSq1		2.00	1.00	2	2	1	2	1	2	1	1	1	3.00
8	3LoTh		5.00	2.10	3	3	3	3	3	3	3	2	3	7.10
9	BoDs3		4.00	1.30	2	2	2	1	2	1	3	2	2	5.30
10	5ALi4		7.50	1.50	1	2	3	1	2	2	3	2	3	9.00
11	3Li4		4.50	1.00	2	2	2	0	1	2	3	3	2	5.50
12	PCoSp4		4.50	1.00	2	2	2	2	2	2	2	3	2	5.50
			56.50											71.19

Program Components	Factor													
Skating Skills	1.60	9.25	9.00	9.50	9.00	9.00	9.00	8.50	8.75	8.75				8.96
Transitions	1.60	9.00	9.00	9.00	8.75	8.50	9.00	8.25	8.25	8.50				8.71
Performance	1.60	9.25	9.25	9.50	9.00	9.00	9.00	8.25	8.50	8.75				8.96
Composition	1.60	9.25	9.25	9.25	9.25	9.00	9.25	9.00	8.50	8.25				9.07
Interpretation of the music	1.60	9.25	9.00	9.50	8.75	9.00	8.75	8.50	8.25	8.25				8.79
Judges Total Program Components Score (factored)														71.19

Deductions: 0.00

ISU World Team Trophy 2017

PAIRS FREE SKATING

JUDGES DETAILS PER SKATER

Rank	Name	Nation	Starting Number	Total Segment Score =	Total Element Score +	Total Program Component Score (factorized)	Deductions
5	Ashley CAIN / Timothy LEDUC	USA	2	104.23	53.90	52.33	2.00

#	Excuted Elements	Info	Base Value	GOE	J1	J2	J3	J4	J5	J6	J7	J8	J9	Ref Scores of Panel
1	3TwB		5.00	-1.30	-2	-2	-2	-1	-2	-2	-1	-2	-2	3.70
2	3Lo		5.10	0.00	0	0	0	0	0	0	0	0	0	5.10
3	5ALi4		7.50	0.40	0	1	0	0	1	1	1	0	1	7.90
4	3S+2T<	<	5.30	-1.20	-2	-1	-2	-2	-2	-2	-1	-2	-1	4.10
5	3FTh		5.50	-0.70	-1	-1	-1	-1	0	-1	-1	-2	-1	4.80
6	5SLi4		6.50	0.07	0	0	0	0	1	0	1	0	0	6.57
7	3STh		4.50	-0.20	-1	-1	0	1	1	-1	0	-1	0	4.30
8	3Li4		4.50	0.07	0	1	0	0	0	0	1	-1	0	4.57
9	CCoSp4		3.50	0.36	1	1	0	0	1	-1	2	1	1	3.86
10	ChSq1		2.00	0.70	1	1	1	1	1	1	2	1	1	2.70
11	BoDs2		3.50	-0.20	-1	0	0	0	0	-1	1	-1	0	3.30
12	PCoSp3V		3.00	0.00	0	0	0	0	0	0	1	0	0	3.00
			55.90											53.90

Program Components	Factor	J1	J2	J3	J4	J5	J6	J7	J8	J9	Ref Scores of Panel
Skating Skills	1.60	6.50	6.50	6.50	7.25	7.00	6.75	7.50	6.75	7.25	6.86
Transitions	1.60	6.25	6.25	6.25	6.50	6.50	6.50	7.00	6.50	6.50	6.43
Performance	1.60	6.50	6.50	6.00	6.50	6.50	5.75	7.00	6.25	6.50	6.39
Composition	1.60	6.50	6.75	6.50	6.75	6.75	6.50	7.50	6.50	6.75	6.64
Interpretation of the music	1.60	6.25	6.50	6.25	6.75	6.25	6.25	7.25	6.25	6.50	6.39
Judges Total Program Components Score (factored)											52.33

Deductions: Falls: -2.00 **-2.00**

< Under-rotated jump

Rank	Name	Nation	Starting Number	Total Segment Score =	Total Element Score +	Total Program Component Score (factorized)	Deductions
6	Sumire SUTO / Francis BOUDREAU-AUDET	JPN	1	97.57	48.29	50.28	1.00

#	Excuted Elements	Info	Base Value	GOE	J1	J2	J3	J4	J5	J6	J7	J8	J9	Ref Scores of Panel
1	3Tw2		5.80	-0.10	1	0	0	0	-1	0	0	-1	0	5.70
2	1S		0.40	-0.30	-3	-3	-2	-3	-3	-3	-3	-3	-3	0.10
3	3LoTh		5.00	0.70	1	1	1	1	1	1	1	1	0	5.70
4	5RLi4		7.50	-0.30	-1	0	-1	0	-1	0	0	-1	0	7.20
5	FCCoSp4		3.50	0.10	1	1	0	-1	-1	0	1	0	0	3.60
6	3T<<+COMBO	<<	1.30	-0.60	-3	-3	-3	-3	-3	-3	-3	-3	-3	0.70
7	5ALi4		7.50	0.00	0	-1	0	0	0	0	0	0	1	7.50
8	3STh		4.50	-0.90	-1	-2	-1	-1	-1	-2	-1	-2	-1	3.60
9	BoDs3		4.00	0.30	0	1	0	0	1	1	1	0	0	4.30
10	ChSq1		2.00	-0.04	-1	1	0	-1	0	0	-1	1	0	1.96
11	3Li4		4.50	0.36	1	1	0	0	1	1	1	0	1	4.86
12	PCoSp3V		3.00	0.07	0	0	0	0	0	-1	0	1	1	3.07
			49.00											48.29

Program Components	Factor	J1	J2	J3	J4	J5	J6	J7	J8	J9	Ref Scores of Panel
Skating Skills	1.60	6.25	6.25	6.50	6.75	6.50	6.00	6.50	6.50	6.50	6.43
Transitions	1.60	6.00	6.25	6.25	6.25	6.25	6.25	6.25	6.50	6.00	6.21
Performance	1.60	5.75	6.50	6.25	6.50	6.25	6.00	6.00	6.00	6.25	6.18
Composition	1.60	6.25	6.25	6.50	6.25	6.75	6.50	6.50	6.25	6.50	6.39
Interpretation of the music	1.60	6.00	6.00	6.25	6.50	6.50	6.50	6.25	6.00	5.75	6.21
Judges Total Program Components Score (factored)											50.28

Deductions: Falls: -1.00 **-1.00**

<< Downgraded jump



April 20 - April 23, 2017 Tokyo, Japan

PROTOCOL

LADIES

Yoyogi National Gymnasium	THU 20 APR 2017	16:35	Short Program
	SAT 22 APR 2017	16:50	Free Skating

Size of Skating Arena:	60x30
Ice Conditions:	Very good
Number of Entries:	12
Number of Participants:	12

Short Program		
Duration:	2:40 +/- 10 seconds	
Program Component Factors:	Skating Skills	0.80
	Transitions	0.80
	Performance	0.80
	Composition	0.80
	Interpretation of the music	0.80

Free Skating		
Duration:	4:00 +/- 10 seconds	
Program Component Factors:	Skating Skills	1.60
	Transitions	1.60
	Performance	1.60
	Composition	1.60
	Interpretation of the music	1.60

April 20 - April 23, 2017 Tokyo, Japan

PANEL OF JUDGES AND TECHNICAL PANEL

LADIES - SHORT PROGRAM

Panel of Judges

Referee	Mr. Igor OBRAZTSOV	ISU
Judge No.1	Ms. Jia YAO	CHN
Judge No.2	Ms. Olga KOZHEMIAKINA	RUS
Judge No.3	Ms. Anne G. SHEAN	USA
Judge No.4	Mr. Peter VOTH	GER
Judge No.5	Ms. Mami MAEDA	JPN
Judge No.6	Mr. Anthony LEROY	FRA
Judge No.7	Mr. Yuri GUSKOV	KAZ
Judge No.8	Mr. Franco BENINI	ITA
Judge No.9	Ms. Karen BUTCHER	CAN

Technical Panel

Technical Controller	Ms. Sally REHORICK	ISU
Technical Specialist	Ms. Franca BIANCONI	ISU
Assistant Technical Specialist	Mr. Scott DAVIS	ISU

Data/Replay Operator

Data Operator	Mr. Jun OKADA	ISU
Replay Operator	Mr. Frederic AVOT	ISU




April 20 - April 23, 2017 Tokyo, Japan

SEGMENT RESULTS

LADIES SHORT PROGRAM RESULT

Rank	Name	Nation	Score	Team Point
1	Evgenia MEDVEDEVA	RUS	80.85	12
2	Elena RADIONOVA	RUS	72.21	11
3	Mai MIHARA	JPN	72.10	10
4	Gabrielle DALEMAN	CAN	71.74	9
5	Wakaba HIGUCHI	JPN	71.41	8
6	Ashley WAGNER	USA	70.75	7
7	Xiangning LI	CHN	63.81	6
8	Karen CHEN	USA	60.33	5
9	Zijun LI	CHN	59.76	4
10	Alaine CHARTRAND	CAN	59.13	3
11	Laurine LECAVELIER	FRA	54.15	2
12	Mae Berenice MEITE	FRA	49.11	1


 Igor OBRATSOV ISU
 Referee


 REHORICK Sally ISU
 Technical Controller

ISU World Team Trophy 2017

LADIES SHORT PROGRAM

JUDGES DETAILS PER SKATER

Rank	Name	Nation	Starting Number	Total Segment Score =	Total Element Score +	Total Program Component Score (factorized)	Deductions
1	Evgenia MEDVEDEVA	RUS	12	80.85	43.14	37.71	0.00

#	Excuted Elements	Info	Base Value	GOE	J1	J2	J3	J4	J5	J6	J7	J8	J9	Ref Scores of Panel
1	FCSp4		3.20	1.07	2	2	3	2	2	1	3	2	2	4.27
2	StSq4		3.90	2.00	3	3	3	2	3	3	3	3	2	5.90
3	3F+3T		10.56	X 2.10	3	3	3	2	3	3	3	3	3	12.66
4	3Lo		5.61	X 1.80	3	3	3	2	2	3	2	3	2	7.41
5	2A		3.63	X 0.57	0	1	2	1	1	2	2	1	0	4.20
6	CCoSp4		3.50	1.21	3	2	2	2	2	3	3	3	1	4.71
7	LSp4		2.70	1.29	3	3	3	2	2	3	2	3	2	3.99
33.10														
43.14														

Program Components	Factor	J1	J2	J3	J4	J5	J6	J7	J8	J9	Ref Scores of Panel
Skating Skills	0.80	9.75	9.25	9.50	9.25	9.25	9.50	9.50	9.50	8.75	9.39
Transitions	0.80	9.50	9.25	9.25	9.00	9.00	9.00	9.25	9.25	9.00	9.14
Performance	0.80	9.75	9.50	10.00	9.25	9.50	9.50	9.75	9.50	9.25	9.54
Composition	0.80	9.25	9.50	9.75	9.00	9.50	9.50	9.75	9.75	9.00	9.46
Interpretation of the music	0.80	9.75	9.50	10.00	9.50	9.75	9.25	9.75	9.75	9.00	9.61
Judges Total Program Components Score (factored)											37.71

Deductions: 0.00

X Credit highlight distribution, base value multiplied by 1.1

Rank	Name	Nation	Starting Number	Total Segment Score =	Total Element Score +	Total Program Component Score (factorized)	Deductions
2	Elena RADIONOVA	RUS	10	72.21	38.38	33.83	0.00

#	Excuted Elements	Info	Base Value	GOE	J1	J2	J3	J4	J5	J6	J7	J8	J9	Ref Scores of Panel
1	3Lz		6.00	0.20	0	1	-1	1	0	0	0	0	1	6.20
2	FCSp3		2.80	0.50	0	1	0	1	0	1	2	2	2	3.30
3	CCoSp3		3.00	0.71	1	2	0	1	1	2	2	2	1	3.71
4	3Lo+3T		10.34	X 1.10	1	2	1	1	2	2	2	2	1	11.44
5	2A		3.63	X 0.64	1	1	0	2	1	1	2	2	1	4.27
6	StSq4		3.90	1.50	1	2	2	2	2	2	3	3	2	5.40
7	LSp4		2.70	1.36	3	2	3	3	2	3	0	3	3	4.06
32.37														
38.38														

Program Components	Factor	J1	J2	J3	J4	J5	J6	J7	J8	J9	Ref Scores of Panel
Skating Skills	0.80	7.75	8.50	8.25	8.00	8.00	8.75	8.75	8.75	8.25	8.36
Transitions	0.80	7.50	8.25	8.00	8.00	8.00	8.50	8.50	8.25	8.00	8.14
Performance	0.80	7.50	8.50	8.50	8.50	8.50	8.75	8.75	8.50	9.00	8.57
Composition	0.80	7.25	8.75	8.50	8.25	8.25	8.75	9.00	8.50	8.75	8.54
Interpretation of the music	0.80	7.50	8.75	8.75	8.50	8.50	8.75	9.00	8.75	8.75	8.68
Judges Total Program Components Score (factored)											33.83

Deductions: 0.00

X Credit highlight distribution, base value multiplied by 1.1

Rank	Name	Nation	Starting Number	Total Segment Score =	Total Element Score +	Total Program Component Score (factorized)	Deductions
3	Mai MIHARA	JPN	7	72.10	39.22	32.88	0.00

#	Excuted Elements	Info	Base Value	GOE	J1	J2	J3	J4	J5	J6	J7	J8	J9	Ref Scores of Panel
1	3Lz+3T		10.30	1.10	1	1	0	2	1	2	2	2	2	11.40
2	FSSp4		3.00	0.71	1	1	2	1	1	2	2	2	1	3.71
3	CCoSp4		3.50	0.79	2	1	2	1	1	2	2	2	1	4.29
4	2A		3.63	X 0.86	2	1	2	2	1	2	2	2	1	4.49
5	LSp4		2.70	1.00	2	2	2	2	1	2	2	2	2	3.70
6	StSq4		3.90	0.90	1	1	1	2	1	2	1	2	1	4.80
7	3F		5.83	X 1.00	2	1	1	1	2	2	3	1	1	6.83
32.86														
39.22														

Program Components	Factor	J1	J2	J3	J4	J5	J6	J7	J8	J9	Ref Scores of Panel
Skating Skills	0.80	8.25	8.25	8.50	8.50	7.50	8.75	8.75	8.50	8.00	8.39
Transitions	0.80	7.50	7.75	8.25	8.50	7.25	8.25	8.00	8.00	7.50	7.89
Performance	0.80	8.00	8.00	8.50	8.75	8.00	8.75	8.75	8.50	8.00	8.36
Composition	0.80	7.75	8.00	8.75	8.75	7.75	8.50	8.50	8.50	8.00	8.29
Interpretation of the music	0.80	7.50	7.75	8.75	8.50	7.50	8.75	8.50	8.50	7.75	8.18
Judges Total Program Components Score (factored)											32.88

Deductions: 0.00

X Credit highlight distribution, base value multiplied by 1.1

ISU World Team Trophy 2017

LADIES SHORT PROGRAM

JUDGES DETAILS PER SKATER

Rank	Name	Nation	Starting Number	Total Segment Score =	Total Element Score +	Total Program Component Score (factorized)	Deductions
4	Gabrielle DALEMAN	CAN	9	71.74	37.73	34.01	0.00

#	Excuted Elements	Info	Base Value	GOE	J1	J2	J3	J4	J5	J6	J7	J8	J9	Ref Scores of Panel
1	3T+3T		8.60	2.10	3	3	3	3	3	3	3	3	3	10.70
2	LSp4		2.70	0.57	1	1	1	1	1	2	2	1	1	3.27
3	FCSp4		3.20	0.93	1	1	2	2	2	2	2	2	2	4.13
4	3Lz	X	6.60	-0.30	-2	-1	0	1	-1	0	0	-1	0	6.30
5	2A	X	3.63	0.00	-1	0	2	0	-1	1	0	0	0	3.63
6	StSq4		3.90	1.30	1	1	3	2	2	2	2	2	2	5.20
7	CCoSp4		3.50	1.00	2	1	3	2	2	2	2	2	2	4.50
32.13														
37.73														

Program Components	Factor	J1	J2	J3	J4	J5	J6	J7	J8	J9	Ref Scores of Panel
Skating Skills	0.80	8.25	8.50	8.75	8.50	8.00	9.00	9.00	8.00	8.75	8.54
Transitions	0.80	8.00	7.75	9.00	8.50	7.75	8.50	8.50	7.75	8.75	8.25
Performance	0.80	7.75	8.25	9.50	8.75	8.25	8.75	9.00	8.25	8.75	8.57
Composition	0.80	8.00	8.50	9.25	8.75	8.25	8.75	9.00	8.00	9.00	8.61
Interpretation of the music	0.80	8.00	8.25	9.00	8.75	8.25	8.75	9.00	8.00	8.75	8.54
Judges Total Program Components Score (factored)											34.01

Deductions: 0.00

X Credit highlight distribution, base value multiplied by 1.1

Rank	Name	Nation	Starting Number	Total Segment Score =	Total Element Score +	Total Program Component Score (factorized)	Deductions
5	Wakaba HIGUCHI	JPN	6	71.41	39.36	32.05	0.00

#	Excuted Elements	Info	Base Value	GOE	J1	J2	J3	J4	J5	J6	J7	J8	J9	Ref Scores of Panel
1	2A		3.30	0.93	2	1	2	2	1	2	2	2	2	4.23
2	FCSp4		3.20	0.50	1	0	2	1	1	1	1	1	1	3.70
3	CCoSp4		3.50	0.86	1	2	2	1	1	2	2	2	2	4.36
4	StSq4		3.90	1.30	2	2	2	2	1	2	2	1	3	5.20
5	3Lz+3T	X	11.33	1.00	1	1	2	2	1	2	2	1	1	12.33
6	3F!	!	5.83	0.30	1	0	2	1	0	1	0	0	-2	6.13
7	LSp4		2.70	0.71	2	1	1	2	1	2	1	1	2	3.41
33.76														
39.36														

Program Components	Factor	J1	J2	J3	J4	J5	J6	J7	J8	J9	Ref Scores of Panel
Skating Skills	0.80	7.75	8.00	8.50	8.75	7.25	8.25	8.25	7.50	7.50	7.96
Transitions	0.80	7.50	7.75	8.50	8.25	7.00	7.50	8.25	7.00	7.75	7.71
Performance	0.80	7.75	8.00	9.25	8.50	7.75	8.25	8.50	7.25	8.00	8.11
Composition	0.80	8.00	8.00	9.00	8.75	7.50	8.00	8.50	7.50	8.25	8.14
Interpretation of the music	0.80	7.50	7.75	9.25	8.75	7.50	8.25	8.75	7.50	8.50	8.14
Judges Total Program Components Score (factored)											32.05

Deductions: 0.00

X Credit highlight distribution, base value multiplied by 1.1 ! Not clear edge

Rank	Name	Nation	Starting Number	Total Segment Score =	Total Element Score +	Total Program Component Score (factorized)	Deductions
6	Ashley WAGNER	USA	11	70.75	35.47	35.28	0.00

#	Excuted Elements	Info	Base Value	GOE	J1	J2	J3	J4	J5	J6	J7	J8	J9	Ref Scores of Panel
1	3F+3T<	<	8.30	-0.40	1	-1	-2	-1	-1	0	0	0	-1	7.90
2	LSp4		2.70	0.57	1	1	2	1	0	2	0	1	2	3.27
3	FSSp3		2.60	0.71	1	1	1	1	1	2	2	2	2	3.31
4	3Lo	X	5.61	1.20	2	2	2	1	1	1	2	2	2	6.81
5	2A	X	3.63	0.79	2	1	1	2	1	2	1	2	2	4.42
6	CCoSp4		3.50	0.86	2	1	1	1	2	2	2	2	2	4.36
7	StSq4		3.90	1.50	2	2	2	2	2	3	2	3	2	5.40
30.24														
35.47														

Program Components	Factor	J1	J2	J3	J4	J5	J6	J7	J8	J9	Ref Scores of Panel
Skating Skills	0.80	9.50	8.50	8.50	8.50	8.25	9.00	8.75	8.75	8.50	8.64
Transitions	0.80	9.25	8.50	8.25	8.50	8.00	8.75	8.50	8.50	8.50	8.50
Performance	0.80	9.50	9.00	8.75	8.75	8.75	9.25	8.75	9.00	9.00	8.93
Composition	0.80	9.50	9.00	9.00	8.50	8.75	9.25	8.75	9.00	9.00	8.96
Interpretation of the music	0.80	9.75	9.25	9.00	8.75	9.00	9.25	8.75	9.00	9.25	9.07
Judges Total Program Components Score (factored)											35.28

Deductions: 0.00

< Under-rotated jump X Credit highlight distribution, base value multiplied by 1.1

ISU World Team Trophy 2017

LADIES SHORT PROGRAM

JUDGES DETAILS PER SKATER

Rank	Name	Nation	Starting Number	Total Segment Score =	Total Element Score +	Total Program Component Score (factorized)	Deductions
7	Xiangning LI	CHN	1	63.81	37.12	26.69	0.00

#	Excuted Elements	Info	Base Value	GOE	J1	J2	J3	J4	J5	J6	J7	J8	J9	Ref Scores of Panel
1	3F+3T		9.60	0.20	1	-1	-2	1	0	0	0	1	1	9.80
2	3Lz		6.00	0.40	0	1	2	1	0	1	0	0	1	6.40
3	FCSp4		3.20	1.00	2	1	3	2	2	2	1	2	3	4.20
4	CCoSp4		3.50	0.79	1	2	2	2	1	1	1	2	2	4.29
5	2A		3.63	X 0.50	1	1	1	1	0	1	1	1	1	4.13
6	StSq4		3.90	0.70	1	1	1	1	1	1	1	1	1	4.60
7	LSp4		2.70	1.00	2	2	3	2	2	2	1	2	2	3.70
32.53														
37.12														

Program Components	Factor	J1	J2	J3	J4	J5	J6	J7	J8	J9	Ref Scores of Panel
Skating Skills	0.80	6.75	6.75	7.50	6.75	6.25	6.75	7.00	6.75	6.50	6.75
Transitions	0.80	6.25	6.50	7.00	6.75	5.75	6.50	6.00	6.50	5.75	6.32
Performance	0.80	6.75	6.75	8.25	7.00	6.50	6.75	7.00	7.00	6.75	6.86
Composition	0.80	6.50	6.50	8.00	7.25	6.25	7.00	6.75	7.00	6.50	6.79
Interpretation of the music	0.80	6.50	6.75	7.25	7.00	6.25	6.75	6.50	6.75	6.25	6.64
Judges Total Program Components Score (factored)											26.69

Deductions: 0.00

Costume & Prop Violation: (1 of 10)

X Credit highlight distribution, base value multiplied by 1.1

Rank	Name	Nation	Starting Number	Total Segment Score =	Total Element Score +	Total Program Component Score (factorized)	Deductions
8	Karen CHEN	USA	8	60.33	28.57	31.76	0.00

#	Excuted Elements	Info	Base Value	GOE	J1	J2	J3	J4	J5	J6	J7	J8	J9	Ref Scores of Panel
1	3Lz+2T		7.30	0.60	1	0	1	1	1	1	0	1	2	7.90
2	CCoSp4		3.50	1.00	3	2	2	2	2	2	2	2	2	4.50
3	FCSp2		2.30	0.86	1	1	2	2	2	1	2	2	2	3.16
4	StSq4		3.90	1.00	1	2	2	1	1	1	2	2	1	4.90
5	1Lo*	*	0.00	X 0.00	-	-	-	-	-	-	-	-	-	0.00
6	2A		3.63	X 0.57	1	1	2	1	1	1	1	1	2	4.20
7	LSp4		2.70	1.21	3	2	3	2	2	2	2	3	3	3.91
23.33														
28.57														

Program Components	Factor	J1	J2	J3	J4	J5	J6	J7	J8	J9	Ref Scores of Panel
Skating Skills	0.80	7.50	7.75	8.25	7.50	7.75	8.25	8.25	8.00	8.50	7.96
Transitions	0.80	7.00	7.50	8.50	7.50	7.50	7.75	8.00	7.50	8.00	7.68
Performance	0.80	7.00	7.75	8.25	7.75	7.75	7.50	8.50	7.75	8.75	7.89
Composition	0.80	7.25	7.75	8.50	7.75	7.75	8.00	8.50	8.00	8.50	8.04
Interpretation of the music	0.80	7.25	7.75	8.75	8.25	8.00	8.00	8.25	8.00	8.75	8.14
Judges Total Program Components Score (factored)											31.76

Deductions: 0.00

* Invalid element X Credit highlight distribution, base value multiplied by 1.1

Rank	Name	Nation	Starting Number	Total Segment Score =	Total Element Score +	Total Program Component Score (factorized)	Deductions
9	Zijun LI	CHN	3	59.76	30.50	29.26	0.00

#	Excuted Elements	Info	Base Value	GOE	J1	J2	J3	J4	J5	J6	J7	J8	J9	Ref Scores of Panel
1	3F+3T<	<	8.30	-0.50	0	-1	-2	-1	0	-1	0	-1	-1	7.80
2	3Lz<	<	4.20	-0.90	-1	-1	-3	-1	-1	-2	0	-2	-1	3.30
3	LSp4		2.70	0.79	2	1	2	2	1	2	1	1	3	3.49
4	FCSp4		3.20	0.57	2	1	1	1	0	1	1	1	2	3.77
5	2A		3.63	X 0.36	0	0	2	1	1	1	1	0	1	3.99
6	CCoSp4		3.50	0.71	1	1	1	2	1	2	1	2	2	4.21
7	StSq3		3.30	0.64	2	1	1	2	1	1	1	1	2	3.94
28.83														
30.50														

Program Components	Factor	J1	J2	J3	J4	J5	J6	J7	J8	J9	Ref Scores of Panel
Skating Skills	0.80	7.50	7.50	7.75	7.50	6.75	7.25	7.25	7.25	7.00	7.32
Transitions	0.80	7.00	7.25	7.25	7.50	6.50	7.00	7.00	7.00	7.25	7.11
Performance	0.80	7.25	7.50	7.75	7.75	7.00	7.50	7.50	7.25	7.50	7.46
Composition	0.80	7.00	7.50	7.25	7.75	7.00	7.25	7.50	7.00	7.25	7.25
Interpretation of the music	0.80	7.25	7.25	8.25	8.00	7.00	7.25	7.75	7.00	7.50	7.43
Judges Total Program Components Score (factored)											29.26

Deductions: 0.00

< Under-rotated jump X Credit highlight distribution, base value multiplied by 1.1

ISU World Team Trophy 2017

LADIES SHORT PROGRAM

JUDGES DETAILS PER SKATER

Rank	Name	Nation	Starting Number	Total Segment Score =	Total Element Score +	Total Program Component Score (factorized)	Deductions
10	Alaine CHARTRAND	CAN	5	59.13	29.93	29.20	0.00

#	Excuted Elements	Info	Base Value	GOE	J1	J2	J3	J4	J5	J6	J7	J8	J9	Ref Scores of Panel
1	3Lz		6.00	-1.40	-3	-1	-2	-2	-2	-2	-2	-2	-2	4.60
2	FSSp4		3.00	0.29	0	1	-1	1	0	1	1	0	1	3.29
3	LSp4		2.70	0.36	0	0	2	2	0	1	1	0	1	3.06
4	3Lo+3T<<	<<	7.04 X	-1.40	-2	-2	-3	-2	-2	-2	-2	-2	-2	5.64
5	2A		3.63 X	0.57	1	0	2	2	1	1	1	1	1	4.20
6	StSq4		3.90	1.10	1	1	3	2	1	2	2	1	2	5.00
7	CCoSp4		3.50	0.64	2	1	2	2	1	1	1	1	1	4.14
29.77														
29.93														

Program Components	Factor	J1	J2	J3	J4	J5	J6	J7	J8	J9	Deductions
Skating Skills	0.80	6.75	7.50	7.25	7.75	7.00	7.25	7.75	6.75	7.25	7.25
Transitions	0.80	6.50	7.25	7.00	7.50	6.75	7.00	7.25	6.50	7.50	7.04
Performance	0.80	6.25	7.50	7.50	8.00	7.00	7.25	7.50	6.75	7.50	7.29
Composition	0.80	6.50	7.75	8.00	7.75	7.25	7.25	7.75	7.00	7.25	7.43
Interpretation of the music	0.80	6.25	7.50	8.75	8.00	7.00	7.50	8.00	7.00	7.50	7.50
Judges Total Program Components Score (factored)											29.20

Deductions: 0.00

<< Downgraded jump X Credit highlight distribution, base value multiplied by 1.1

Rank	Name	Nation	Starting Number	Total Segment Score =	Total Element Score +	Total Program Component Score (factorized)	Deductions
11	Laurine LECAVELIER	FRA	4	54.15	25.64	28.51	0.00

#	Excuted Elements	Info	Base Value	GOE	J1	J2	J3	J4	J5	J6	J7	J8	J9	Ref Scores of Panel
1	2Lz*	*	0.00	0.00	-	-	-	-	-	-	-	-	-	0.00
2	FCSp4		3.20	0.43	1	1	0	1	0	1	1	1	2	3.63
3	StSq4		3.90	0.90	1	1	2	1	1	1	1	2	2	4.80
4	CCoSp3		3.00	0.14	1	0	1	1	0	0	0	0	0	3.14
5	3Lo+2T		7.04 X	0.00	-1	0	1	1	0	0	0	-1	0	7.04
6	2A		3.63 X	0.57	2	1	1	2	1	1	0	1	1	4.20
7	LSp3		2.40	0.43	1	1	0	1	1	1	0	1	2	2.83
23.17														
25.64														

Program Components	Factor	J1	J2	J3	J4	J5	J6	J7	J8	J9	Deductions
Skating Skills	0.80	7.00	7.50	7.25	7.50	6.50	7.50	7.00	7.00	7.25	7.21
Transitions	0.80	6.75	7.00	7.50	7.50	6.25	7.00	6.50	6.75	7.00	6.93
Performance	0.80	6.50	7.00	7.50	8.00	6.75	7.25	7.00	7.00	7.25	7.11
Composition	0.80	6.75	7.50	8.00	7.50	6.75	7.25	7.00	7.25	7.00	7.18
Interpretation of the music	0.80	7.00	7.25	8.00	7.75	7.00	7.50	6.75	7.00	7.00	7.21
Judges Total Program Components Score (factored)											28.51

Deductions: 0.00

* Invalid element X Credit highlight distribution, base value multiplied by 1.1

Rank	Name	Nation	Starting Number	Total Segment Score =	Total Element Score +	Total Program Component Score (factorized)	Deductions
12	Mae Berenice MEITE	FRA	2	49.11	23.63	26.48	1.00

#	Excuted Elements	Info	Base Value	GOE	J1	J2	J3	J4	J5	J6	J7	J8	J9	Ref Scores of Panel
1	3Lo<+3T	<	7.90	-1.00	-2	-2	-2	-1	-1	-2	0	-1	-1	6.90
2	3Lz<<	<<	2.10	-0.90	-3	-3	-3	-3	-3	-3	-3	-3	-3	1.20
3	FCSp4		3.20	0.14	0	0	0	1	0	1	1	0	0	3.34
4	LSp3		2.40	0.29	0	0	0	1	0	1	1	1	1	2.69
5	2A		3.63 X	0.00	0	0	0	0	0	0	0	0	0	3.63
6	StSq3		3.30	0.36	1	0	0	1	0	1	1	1	1	3.66
7	CCoSp2V		2.00	0.21	0	0	0	1	0	1	0	1	1	2.21
24.53														
23.63														

Program Components	Factor	J1	J2	J3	J4	J5	J6	J7	J8	J9	Deductions
Skating Skills	0.80	6.25	6.50	6.50	6.75	6.25	7.25	7.00	6.50	6.50	6.57
Transitions	0.80	6.00	6.25	6.25	6.75	5.50	6.50	6.75	6.25	7.00	6.39
Performance	0.80	5.75	6.25	6.75	7.25	6.00	6.75	7.00	6.75	7.00	6.64
Composition	0.80	6.25	6.50	6.75	7.25	6.25	7.00	7.25	6.75	6.50	6.71
Interpretation of the music	0.80	6.00	6.25	7.00	7.25	6.25	7.00	7.25	6.50	7.25	6.79
Judges Total Program Components Score (factored)											26.48

Deductions: Falls: -1.00 (1) -1.00

< Under-rotated jump << Downgraded jump X Credit highlight distribution, base value multiplied by 1.1

April 20 - April 23, 2017 Tokyo, Japan

PANEL OF JUDGES AND TECHNICAL PANEL

LADIES - FREE SKATING

Panel of Judges

Referee	Mr. Igor OBRAZTSOV	ISU
Judge No.1	Ms. Jia YAO	CHN
Judge No.2	Mr. Franco BENINI	ITA
Judge No.3	Ms. Anne G. SHEAN	USA
Judge No.4	Ms. Olga KOZHEMIAKINA	RUS
Judge No.5	Ms. Karen BUTCHER	CAN
Judge No.6	Ms. Mami MAEDA	JPN
Judge No.7	Mr. Yuri GUSKOV	KAZ
Judge No.8	Mr. Anthony LEROY	FRA
Judge No.9	Mr. Peter VOTH	GER

Technical Panel

Technical Controller	Ms. Sally REHORICK	ISU
Technical Specialist	Ms. Franca BIANCONI	ISU
Assistant Technical Specialist	Mr. Scott DAVIS	ISU

Data/Replay Operator

Data Operator	Mr. Jun OKADA	ISU
Replay Operator	Mr. Frederic AVOT	ISU



April 20 - April 23, 2017 Tokyo, Japan

SEGMENT RESULTS

LADIES FREE SKATING RESULT

Rank	Name	Nation	Score	Team Point
1	Evgenia MEDVEDEVA	RUS	160.46	12
2	Mai MIHARA	JPN	146.17	11
3	Wakaba HIGUCHI	JPN	145.30	10
4	Gabrielle DALEMAN	CAN	142.41	9
5	Elena RADIONOVA	RUS	137.08	8
6	Ashley WAGNER	USA	133.26	7
7	Zijun LI	CHN	128.30	6
8	Xiangning LI	CHN	115.61	5
9	Karen CHEN	USA	108.62	4
10	Laurine LECAVELIER	FRA	107.43	3
11	Alaine CHARTRAND	CAN	107.15	2
12	Mae Berenice MEITE	FRA	105.58	1

Igor OBRAZTSOV ISU
Referee

REHORICK Sally ISU
Technical Controller

ISU World Team Trophy 2017

LADIES FREE SKATING

JUDGES DETAILS PER SKATER

Rank	Name	Nation	Starting Number	Total Segment Score =	Total Element Score +	Total Program Component Score (factorized)	Deductions
1	Evgenia MEDVEDEVA	RUS	12	160.46	82.40	78.06	0.00

#	Excuted Elements	Info	Base Value	GOE	J1	J2	J3	J4	J5	J6	J7	J8	J9	Ref Scores of Panel
1	3F+3T		9.60	2.10	3	3	3	3	2	3	3	3	3	11.70
2	3Lz		6.00	2.00	3	3	2	2	3	3	3	3	3	8.00
3	FCCoSp4		3.50	1.14	3	2	2	3	2	2	3	2	2	4.64
4	StSq4		3.90	2.00	3	3	3	3	3	3	3	2	2	5.90
5	3Lo		5.61	X 1.90	3	3	3	3	3	2	3	2	2	7.51
6	3F		5.83	X 2.10	3	3	3	3	3	3	3	3	3	7.93
7	2A+2T+2T		6.49	X 1.00	2	2	2	3	2	2	2	2	2	7.49
8	3S+3T		9.57	X 2.10	2	3	3	3	3	3	3	3	3	11.67
9	2A		3.63	X 1.00	2	2	2	2	2	2	3	2	2	4.63
10	ChSq1		2.00	1.80	2	3	2	3	2	3	3	2	3	3.80
11	CCoSp4		3.50	1.43	3	3	3	3	2	3	3	2	3	4.93
12	LSp4		2.70	1.50	3	3	3	3	3	2	3	3	3	4.20
			62.33											82.40

Program Components	Factor	J1	J2	J3	J4	J5	J6	J7	J8	J9	Ref Scores of Panel
Skating Skills	1.60	9.75	9.75	9.50	9.50	9.50	9.50	9.75	9.75	9.50	9.61
Transitions	1.60	9.75	9.50	9.25	9.50	9.50	9.25	9.75	9.50	9.50	9.50
Performance	1.60	10.00	10.00	10.00	10.00	10.00	10.00	10.00	10.00	10.00	10.00
Composition	1.60	9.75	10.00	9.50	9.75	9.50	9.75	10.00	10.00	9.75	9.79
Interpretation of the music	1.60	10.00	10.00	10.00	10.00	9.75	9.75	10.00	9.75	9.50	9.89
Judges Total Program Components Score (factored)											78.06

Deductions: 0.00

X Credit highlight distribution, base value multiplied by 1.1

Rank	Name	Nation	Starting Number	Total Segment Score =	Total Element Score +	Total Program Component Score (factorized)	Deductions
2	Mai MIHARA	JPN	10	146.17	76.07	70.10	0.00

#	Excuted Elements	Info	Base Value	GOE	J1	J2	J3	J4	J5	J6	J7	J8	J9	Ref Scores of Panel
1	3Lz+3T		10.30	0.50	0	1	1	0	0	1	0	2	2	10.80
2	3F		5.30	1.40	2	2	2	1	2	2	2	2	2	6.70
3	2A		3.30	0.86	2	2	1	1	1	2	2	2	2	4.16
4	StSq4		3.90	1.00	1	2	1	1	1	2	1	2	2	4.90
5	CCoSp4		3.50	1.07	3	2	3	1	2	2	2	2	2	4.57
6	2A+3T		8.36	X 1.10	1	2	2	1	2	1	1	2	2	9.46
7	3Lz+2T+2Lo		10.01	X 1.00	1	2	1	1	1	1	2	2	2	11.01
8	ChSq1		2.00	1.30	1	2	2	2	1	2	2	2	2	3.30
9	FSSp4		3.00	0.93	2	2	2	1	2	2	3	1	2	3.93
10	3Lo		5.61	X 0.90	1	1	2	0	1	1	1	2	2	6.51
11	3S		4.84	X 1.10	2	2	2	1	1	1	1	2	2	5.94
12	FCCoSp4		3.50	1.29	3	3	3	2	2	2	2	3	3	4.79
			63.62											76.07

Program Components	Factor	J1	J2	J3	J4	J5	J6	J7	J8	J9	Ref Scores of Panel
Skating Skills	1.60	8.50	9.00	9.50	8.50	8.75	8.25	9.00	8.75	8.75	8.75
Transitions	1.60	8.75	8.50	9.25	7.75	8.50	8.25	8.50	8.75	8.75	8.57
Performance	1.60	8.75	9.25	9.75	8.50	9.00	8.75	9.00	9.00	9.00	8.96
Composition	1.60	8.50	9.00	9.25	8.25	9.00	8.75	8.75	9.00	8.75	8.82
Interpretation of the music	1.60	8.00	9.00	9.00	8.00	8.50	8.75	8.75	9.00	9.00	8.71
Judges Total Program Components Score (factored)											70.10

Deductions: 0.00

X Credit highlight distribution, base value multiplied by 1.1

ISU World Team Trophy 2017

LADIES FREE SKATING

JUDGES DETAILS PER SKATER

Rank	Name	Nation	Starting Number	Total Segment Score =	Total Element Score +	Total Program Component Score (factorized)	Deductions
3	Wakaba HIGUCHI	JPN	8	145.30	75.65	69.65	0.00

#	Excuted Elements	Info	Base Value	GOE	J1	J2	J3	J4	J5	J6	J7	J8	J9	Ref Scores of Panel
1	3Lz+3T		10.30	1.40	2	2	1	2	2	2	2	2	2	11.70
2	3Lo		5.10	1.40	2	2	1	2	2	2	2	2	2	6.50
3	CCoSp4		3.50	0.86	2	2	1	1	1	2	3	2	2	4.36
4	3S		4.40	1.40	2	2	2	2	2	2	2	2	2	5.80
5	StSq4		3.90	1.10	1	1	2	2	2	2	2	1	1	5.00
6	2A		3.63 X	1.00	2	2	2	2	2	2	2	2	2	4.63
7	3Lz+3T		11.33 X	1.30	1	2	2	1	2	2	2	2	2	12.63
8	FCSp4		3.20	0.57	1	2	1	1	1	1	2	1	1	3.77
9	3F!	!	5.83 X	0.50	1	1	0	1	0	0	1	1	1	6.33
10	2A+2T+2Lo		7.04 X	0.79	2	2	2	1	2	1	1	2	1	7.83
11	ChSq1		2.00	1.40	2	3	2	2	2	2	2	2	2	3.40
12	LSp4		2.70	1.00	2	2	3	1	2	2	2	2	2	3.70
			62.93											75.65

Program Components	Factor	J1	J2	J3	J4	J5	J6	J7	J8	J9	Ref Scores of Panel
Skating Skills	1.60	9.00	8.50	9.25	8.75	8.75	8.25	8.75	8.75	8.75	8.75
Transitions	1.60	8.50	8.25	8.75	8.25	8.50	8.00	8.50	8.50	8.75	8.46
Performance	1.60	9.25	8.75	9.50	8.50	9.00	8.75	9.00	9.00	8.50	8.89
Composition	1.60	8.75	8.50	9.00	8.75	9.00	8.50	8.75	8.75	8.75	8.75
Interpretation of the music	1.60	8.50	8.50	9.25	8.25	9.00	8.50	8.75	8.75	8.75	8.68
Judges Total Program Components Score (factored)											69.65

Deductions: 0.00

X Credit highlight distribution, base value multiplied by 1.1 ! Not clear edge

Rank	Name	Nation	Starting Number	Total Segment Score =	Total Element Score +	Total Program Component Score (factorized)	Deductions
4	Gabrielle DALEMAN	CAN	9	142.41	71.78	70.63	0.00

#	Excuted Elements	Info	Base Value	GOE	J1	J2	J3	J4	J5	J6	J7	J8	J9	Ref Scores of Panel
1	3T+3T		8.60	2.10	3	3	2	3	3	3	3	3	3	10.70
2	3Lz		6.00	1.30	1	2	2	2	2	2	1	2	2	7.30
3	3F!	!	5.30	0.10	-1	0	0	0	0	0	0	1	1	5.40
4	FCSp4		3.20	0.93	2	2	2	1	2	2	2	1	2	4.13
5	LSp4		2.70	0.86	0	2	1	1	2	2	2	2	2	3.56
6	3Lz+2T+2T		9.46 X	1.10	1	2	1	2	2	1	1	2	2	10.56
7	3Lo		5.61 X	-0.10	-1	0	0	0	0	-1	-1	1	1	5.51
8	ChSq1		2.00	1.10	1	2	1	2	2	1	2	1	2	3.10
9	2A		3.63 X	0.64	1	2	1	1	2	1	1	1	2	4.27
10	3S+2A+SEQ		6.78 X	0.60	0	0	1	1	1	1	1	1	1	7.38
11	StSq4		3.90	1.40	1	2	2	2	2	2	3	2	2	5.30
12	CCoSp4		3.50	1.07	2	2	3	2	2	2	3	2	2	4.57
			60.68											71.78

Program Components	Factor	J1	J2	J3	J4	J5	J6	J7	J8	J9	Ref Scores of Panel
Skating Skills	1.60	8.75	8.75	9.50	8.75	9.25	8.25	9.25	8.75	9.00	8.93
Transitions	1.60	9.25	8.50	9.00	8.00	8.75	8.00	8.75	8.25	8.75	8.57
Performance	1.60	9.00	9.00	9.50	8.50	9.00	8.50	9.25	8.75	9.25	8.96
Composition	1.60	8.50	8.75	9.00	8.75	9.25	8.75	9.25	9.00	9.00	8.93
Interpretation of the music	1.60	8.75	8.75	9.00	8.50	9.00	8.50	9.25	8.50	8.75	8.75
Judges Total Program Components Score (factored)											70.63

Deductions: 0.00

X Credit highlight distribution, base value multiplied by 1.1 ! Not clear edge

ISU World Team Trophy 2017

LADIES FREE SKATING

JUDGES DETAILS PER SKATER

Rank	Name	Nation	Starting Number	Total Segment Score =	Total Element Score +	Total Program Component Score (factorized)	Deductions
5	Elena RADIONOVA	RUS	11	137.08	66.23	70.85	0.00

#	Excuted Elements	Info	Base Value	GOE	J1	J2	J3	J4	J5	J6	J7	J8	J9	Ref Scores of Panel
1	3Lz+3T		10.30	1.40	2	2	2	2	2	1	2	2	2	11.70
2	3F		5.30	1.40	1	2	2	2	2	2	2	2	2	6.70
3	CCoSp4		3.50	0.71	2	1	1	2	1	2	3	1	1	4.21
4	StSq4		3.90	1.50	2	2	2	2	2	3	3	2	2	5.40
5	ChSq1		2.00	1.40	1	2	2	2	2	2	3	2	2	3.40
6	3Lz<	<	4.62 X	-0.90	-2	-1	-2	0	-1	-2	-1	-1	-1	3.72
7	3Lo+1Lo+3S		11.00 X	1.20	2	2	2	2	2	0	2	1	1	12.20
8	2A<	<	2.53 X	-1.29	-3	-3	-2	-2	-3	-3	-2	-3	-2	1.24
9	3Lo		5.61 X	0.00	0	0	0	0	-1	0	1	0	0	5.61
10	2A		3.63 X	0.43	1	2	0	1	1	1	0	1	1	4.06
11	FCCoSp3		3.00	0.86	3	1	2	2	1	2	2	1	2	3.86
12	LSp4		2.70	1.43	2	3	3	3	3	2	3	3	3	4.13
			58.09											66.23

Program Components	Factor	J1	J2	J3	J4	J5	J6	J7	J8	J9	Ref Scores of Panel
Skating Skills	1.60	9.25	8.75	9.25	8.75	9.00	8.50	9.25	8.50	8.75	8.89
Transitions	1.60	9.00	8.50	9.00	8.50	9.00	8.25	9.25	8.25	8.75	8.71
Performance	1.60	8.75	8.75	9.00	9.00	8.75	8.50	9.50	8.25	9.00	8.82
Composition	1.60	9.00	9.00	9.00	9.00	9.00	8.75	9.50	8.50	8.75	8.93
Interpretation of the music	1.60	8.75	8.75	9.25	9.00	9.00	9.00	9.50	8.50	8.75	8.93
Judges Total Program Components Score (factored)											70.85

Deductions: 0.00

< Under-rotated jump X Credit highlight distribution, base value multiplied by 1.1

Rank	Name	Nation	Starting Number	Total Segment Score =	Total Element Score +	Total Program Component Score (factorized)	Deductions
6	Ashley WAGNER	USA	7	133.26	62.40	70.86	0.00

#	Excuted Elements	Info	Base Value	GOE	J1	J2	J3	J4	J5	J6	J7	J8	J9	Ref Scores of Panel
1	2A		3.30	0.93	3	2	2	1	2	1	2	2	2	4.23
2	3F+3T		9.60	0.40	1	1	1	0	1	0	0	1	0	10.00
3	2A+2T		4.60	0.00	2	1	-2	-1	0	-1	0	1	0	4.60
4	FSSp4		3.00	0.71	2	1	2	1	2	1	2	1	1	3.71
5	StSq3		3.30	1.00	3	3	2	2	2	2	2	1	1	4.30
6	3Lo<+1Lo+3S<	<	7.92 X	-1.10	-1	-2	-2	-2	-1	-2	0	-1	-2	6.82
7	3F		5.83 X	0.90	2	2	-1	1	1	2	1	1	1	6.73
8	3Lo		5.61 X	1.10	2	2	1	1	2	1	1	2	2	6.71
9	3Lze	e	4.62 X	-0.70	-1	-1	-2	-1	-1	-1	-1	0	-1	3.92
10	ChSq1		2.00	1.10	2	1	1	2	2	2	2	1	1	3.10
11	CCoSp4		3.50	0.71	2	1	2	2	1	1	3	1	1	4.21
12	FCCoSp4		3.50	0.57	0	2	1	1	1	1	2	1	1	4.07
			56.78											62.40

Program Components	Factor	J1	J2	J3	J4	J5	J6	J7	J8	J9	Ref Scores of Panel
Skating Skills	1.60	9.50	9.25	9.00	8.75	9.25	8.25	8.50	8.75	8.75	8.89
Transitions	1.60	9.75	9.00	8.25	8.25	9.25	8.00	8.25	8.50	8.50	8.57
Performance	1.60	9.75	9.50	8.75	8.50	9.50	8.75	8.50	8.75	8.75	8.93
Composition	1.60	9.25	9.50	8.50	8.50	9.50	8.75	8.50	8.75	8.75	8.86
Interpretation of the music	1.60	9.50	9.50	9.00	8.75	9.75	9.00	8.75	8.50	8.75	9.04
Judges Total Program Components Score (factored)											70.86

Deductions: 0.00

< Under-rotated jump X Credit highlight distribution, base value multiplied by 1.1 e Wrong edge

ISU World Team Trophy 2017

LADIES FREE SKATING

JUDGES DETAILS PER SKATER

Rank	Name	Nation	Starting Number	Total Segment Score =	Total Element Score +	Total Program Component Score (factorized)	Deductions
7	Zijun LI	CHN	4	128.30	66.98	61.32	0.00

#	Excuted Elements	Info	Base Value	GOE	J1	J2	J3	J4	J5	J6	J7	J8	J9	Ref Scores of Panel
1	3F+3T<	<	8.30	-0.60	0	-1	-2	-1	-1	-1	0	-1	-1	7.70
2	3Lz		6.00	0.80	2	1	1	1	1	1	2	1	1	6.80
3	2A+3T+2T		8.90	0.50	1	1	0	-1	1	0	1	1	1	9.40
4	StSq4		3.90	0.90	2	1	2	0	2	0	2	1	1	4.80
5	FCSp4		3.20	0.71	2	1	2	1	2	1	2	1	1	3.91
6	3Lo		5.61	X 0.80	2	1	2	1	1	0	1	1	1	6.41
7	3F		5.83	X -0.50	0	-1	-2	-1	-1	-1	0	-1	0	5.33
8	3S+2T		6.27	X 0.40	1	1	0	1	1	0	0	1	0	6.67
9	2A		3.63	X 0.50	1	1	1	1	1	1	1	1	1	4.13
10	ChSq1		2.00	1.70	3	2	3	2	3	2	3	2	1	3.70
11	CCoSp4		3.50	0.86	2	1	2	2	2	2	2	1	1	4.36
12	LSp4		2.70	1.07	3	2	2	2	3	2	1	2	2	3.77
			59.84											66.98

Program Components	Factor	J1	J2	J3	J4	J5	J6	J7	J8	J9	Ref Scores of Panel
Skating Skills	1.60	8.25	7.75	8.25	7.00	7.75	7.25	8.00	7.75	7.25	7.71
Transitions	1.60	7.75	7.00	8.00	7.00	7.00	6.75	7.75	7.50	7.00	7.29
Performance	1.60	8.25	7.75	8.50	7.25	7.75	7.25	8.25	7.75	7.50	7.79
Composition	1.60	8.00	7.50	8.00	7.00	8.00	7.50	8.00	8.00	7.50	7.79
Interpretation of the music	1.60	8.50	7.50	8.25	7.00	7.75	7.50	8.25	7.75	7.25	7.75
Judges Total Program Components Score (factored)											61.32

Deductions: 0.00

< Under-rotated jump X Credit highlight distribution, base value multiplied by 1.1

Rank	Name	Nation	Starting Number	Total Segment Score =	Total Element Score +	Total Program Component Score (factorized)	Deductions
8	Xiangning LI	CHN	6	115.61	58.44	58.17	1.00

#	Excuted Elements	Info	Base Value	GOE	J1	J2	J3	J4	J5	J6	J7	J8	J9	Ref Scores of Panel
1	3F<	<	3.70	-1.10	-2	-1	-1	-1	-2	-1	-2	-2	-2	2.60
2	3Lz		6.00	1.00	2	1	1	2	2	1	1	1	2	7.00
3	3Lo		5.10	0.70	1	1	1	2	1	0	1	1	1	5.80
4	FCSp4		3.20	1.29	3	2	3	2	3	3	2	3	2	4.49
5	StSq4		3.90	0.70	1	1	1	1	1	0	1	1	1	4.60
6	2A+1Lo+3S		9.02	X 0.60	1	1	1	1	1	0	0	1	1	9.62
7	2A+2Lo		5.61	X 0.36	1	1	0	1	1	0	1	1	0	5.97
8	3F<+REP	<	2.85	X -2.10	-3	-3	-3	-3	-3	-3	-3	-3	-3	0.75
9	3S+2T		6.27	X 0.20	0	0	0	1	1	0	0	1	0	6.47
10	CCoSp4		3.50	1.00	3	2	2	2	2	2	2	2	2	4.50
11	ChSq1		2.00	0.80	2	1	1	1	2	0	1	1	1	2.80
12	LSp4		2.70	1.14	2	3	3	2	3	1	2	2	2	3.84
			53.85											58.44

Program Components	Factor	J1	J2	J3	J4	J5	J6	J7	J8	J9	Ref Scores of Panel
Skating Skills	1.60	7.50	7.50	7.50	7.50	7.50	6.50	7.50	7.75	7.00	7.43
Transitions	1.60	7.00	7.25	7.25	7.25	7.50	6.25	7.00	7.50	6.75	7.14
Performance	1.60	7.00	7.25	7.50	7.50	7.75	6.50	7.50	7.50	7.25	7.36
Composition	1.60	6.75	7.50	7.50	7.50	7.75	6.75	7.25	7.50	7.00	7.29
Interpretation of the music	1.60	6.75	7.25	7.25	7.25	7.50	6.50	7.00	7.75	7.00	7.14
Judges Total Program Components Score (factored)											58.17

Deductions: Falls: -1.00 (1) -1.00

< Under-rotated jump X Credit highlight distribution, base value multiplied by 1.1

ISU World Team Trophy 2017

LADIES FREE SKATING

JUDGES DETAILS PER SKATER

Rank	Name	Nation	Starting Number	Total Segment Score =	Total Element Score +	Total Program Component Score (factorized)	Deductions
9	Karen CHEN	USA	5	108.62	49.54	61.08	2.00

#	Excuted Elements	Info	Base Value	GOE	J1	J2	J3	J4	J5	J6	J7	J8	J9	Ref Scores of Panel
1	1Lz		0.60	-0.06	-1	0	0	-1	-1	-1	0	0	-1	0.54
2	3F<e	e	3.20	-2.10	-3	-3	-3	-3	-3	-3	-3	-2	-3	1.10
3	StSq4		3.90	1.00	2	2	1	1	1	2	2	1	1	4.90
4	FCCoSp4		3.50	0.50	0	1	1	1	1	1	2	1	1	4.00
5	2A+1Lo+3S		9.02	X 1.00	1	1	2	2	1	2	1	2	1	10.02
6	3Lo		5.61	X 1.20	2	2	2	1	2	2	1	2	1	6.81
7	3S+2T		6.27	X 0.70	1	1	1	1	1	0	2	1	1	6.97
8	3Lz<<	<<	2.31	X -0.90	-3	-3	-3	-3	-3	-3	-3	-3	-3	1.41
9	CCoSp4		3.50	1.00	2	2	2	2	2	2	2	2	2	4.50
10	2A		3.63	X -1.50	-3	-3	-3	-3	-3	-3	-3	-3	-3	2.13
11	ChSq1		2.00	1.10	1	2	1	1	2	2	1	2	2	3.10
12	LSp4		2.70	1.36	3	3	2	2	3	3	2	3	3	4.06
			46.24											49.54

Program Components	Factor	J1	J2	J3	J4	J5	J6	J7	J8	J9	Ref Scores of Panel
Skating Skills	1.60	7.50	7.75	8.25	7.50	7.50	8.25	8.50	8.00	7.75	7.86
Transitions	1.60	6.75	7.50	8.00	6.75	7.75	7.75	8.00	7.50	7.50	7.54
Performance	1.60	6.50	7.25	7.50	7.00	7.75	8.00	7.75	7.25	7.25	7.39
Composition	1.60	7.25	7.50	8.00	7.50	8.00	8.25	8.25	7.75	7.75	7.82
Interpretation of the music	1.60	6.75	7.50	7.75	7.25	7.50	8.25	8.00	7.50	7.50	7.57
Judges Total Program Components Score (factored)											61.08

Deductions: Falls: -2.00 (2) **-2.00**

< Under-rotated jump << Downgraded jump X Credit highlight distribution, base value multiplied by 1.1 e Wrong edge

Rank	Name	Nation	Starting Number	Total Segment Score =	Total Element Score +	Total Program Component Score (factorized)	Deductions
10	Laurine LECAVELIER	FRA	2	107.43	52.95	55.48	1.00

#	Excuted Elements	Info	Base Value	GOE	J1	J2	J3	J4	J5	J6	J7	J8	J9	Ref Scores of Panel
1	3Lz		6.00	-0.70	-1	-1	-1	0	-1	-1	-1	-1	-1	5.30
2	2F		1.90	0.00	0	0	0	0	-1	0	0	0	0	1.90
3	3S		4.40	0.60	1	1	1	1	1	0	0	1	1	5.00
4	FCSp4		3.20	0.64	2	1	2	1	2	1	1	1	1	3.84
5	ChSq1		2.00	0.70	1	1	1	1	1	0	1	1	1	2.70
6	LSp3		2.40	0.43	1	1	0	1	1	0	1	1	1	2.83
7	2A+3T		8.36	X 0.80	2	1	2	1	1	1	1	1	1	9.16
8	3Lo		5.61	X -2.10	-3	-3	-3	-3	-3	-3	-3	-3	-3	3.51
9	3Lz+1Lo+2S		8.58	X -0.10	0	-1	0	0	0	0	-1	0	0	8.48
10	CCoSp3		3.00	0.14	0	1	0	0	0	0	1	1	0	3.14
11	StSq2		2.60	0.50	1	1	0	1	1	1	1	1	1	3.10
12	2A		3.63	X 0.36	0	1	0	1	1	0	1	1	1	3.99
			51.68											52.95

Program Components	Factor	J1	J2	J3	J4	J5	J6	J7	J8	J9	Ref Scores of Panel
Skating Skills	1.60	7.25	7.25	7.00	6.75	7.25	7.00	7.50	6.75	6.75	7.04
Transitions	1.60	6.75	6.75	6.50	6.50	6.00	6.75	7.00	6.50	6.75	6.64
Performance	1.60	7.00	7.25	6.50	6.50	7.25	7.25	7.25	7.00	7.00	7.04
Composition	1.60	6.75	7.50	6.75	6.75	7.25	7.25	7.25	7.00	6.75	7.00
Interpretation of the music	1.60	6.75	7.25	6.50	6.25	7.50	7.00	7.50	6.75	7.00	6.96
Judges Total Program Components Score (factored)											55.48

Deductions: Falls: -1.00 (1) **-1.00**

X Credit highlight distribution, base value multiplied by 1.1

ISU World Team Trophy 2017

LADIES FREE SKATING

JUDGES DETAILS PER SKATER

Rank	Name	Nation	Starting Number	Total Segment Score =	Total Element Score +	Total Program Component Score (factorized)	Deductions
11	Alaine CHARTRAND	CAN	3	107.15	50.05	58.10	1.00

#	Excuted Elements	Info	Base Value	GOE	J1	J2	J3	J4	J5	J6	J7	J8	J9	Ref Scores of Panel
1	3Lz<<	<<	2.10	-0.90	-3	-3	-3	-3	-3	-3	-3	-3	-3	1.20
2	3Fe	e	3.70	-0.70	-1	-1	-1	0	-1	-2	-1	-1	-1	3.00
3	FCCoSp4		3.50	0.64	2	1	1	2	1	1	2	1	1	4.14
4	ChSq1		2.00	0.50	0	1	0	1	1	0	1	1	1	2.50
5	3S		4.40	0.20	0	1	0	1	0	0	0	1	0	4.60
6	FCSSp3		2.60	0.57	0	1	2	1	1	1	2	1	1	3.17
7	3Lo		5.61	X 0.10	0	0	1	1	0	0	0	0	0	5.71
8	2A+1Lo+3S<	<	7.59	X -0.50	-2	-1	-1	-1	0	-1	-1	-1	-1	7.09
9	3Lz<<+3T<<	<<	6.05	X -2.10	-3	-3	-3	-3	-3	-3	-3	-3	-3	3.95
10	StSq4		3.90	0.90	1	1	2	1	2	1	2	1	1	4.80
11	2A+2Lo		5.61	X 0.07	0	1	-1	0	0	0	0	0	1	5.68
12	CCoSp4		3.50	0.71	0	1	2	2	1	2	2	1	1	4.21
			50.56											50.05

Program Components	Factor	J1	J2	J3	J4	J5	J6	J7	J8	J9	Ref Scores of Panel
Skating Skills	1.60	7.25	7.50	7.50	7.50	7.50	7.50	8.25	7.50	6.75	7.46
Transitions	1.60	7.00	7.00	6.75	7.00	7.00	7.00	7.75	7.00	6.50	6.96
Performance	1.60	6.50	7.25	6.75	7.25	7.50	7.25	7.75	7.25	6.75	7.14
Composition	1.60	6.75	7.50	7.00	7.50	7.75	7.75	8.00	7.50	7.00	7.43
Interpretation of the music	1.60	6.50	7.50	7.00	7.25	7.75	7.50	8.00	7.25	7.00	7.32
Judges Total Program Components Score (factored)											58.10

Deductions: Falls: -1.00 (1) **-1.00**

< Under-rotated jump << Downgraded jump X Credit highlight distribution, base value multiplied by 1.1 e Wrong edge

Rank	Name	Nation	Starting Number	Total Segment Score =	Total Element Score +	Total Program Component Score (factorized)	Deductions
12	Mae Berenice MEITE	FRA	1	105.58	54.28	52.30	1.00

#	Excuted Elements	Info	Base Value	GOE	J1	J2	J3	J4	J5	J6	J7	J8	J9	Ref Scores of Panel
1	2A		3.30	0.93	3	2	2	2	1	1	2	2	2	4.23
2	3F+3T		9.60	0.40	1	0	1	1	0	0	0	1	1	10.00
3	3Lz+2T		7.30	-0.10	0	0	0	0	-1	0	0	0	-1	7.20
4	FCSp4		3.20	0.07	0	0	1	0	0	0	-1	1	0	3.27
5	LSp4		2.70	0.43	1	1	1	0	2	0	1	1	1	3.13
6	ChSq1		2.00	0.30	0	0	1	1	0	0	1	1	0	2.30
7	2A+3T		8.36	X 0.70	1	1	1	1	1	2	1	1	0	9.06
8	3Lo		5.61	X 0.00	0	0	0	0	0	0	0	0	0	5.61
9	1Lz		0.66	X -0.09	-1	-1	-1	-1	-1	-1	0	0	-1	0.57
10	3S		4.84	X -2.10	-3	-3	-3	-3	-3	-3	-3	-3	-3	2.74
11	StSq2		2.60	0.07	0	1	-1	0	0	0	1	0	0	2.67
12	CCoSp3		3.00	0.50	1	1	0	1	1	1	1	1	1	3.50
			53.17											54.28

Program Components	Factor	J1	J2	J3	J4	J5	J6	J7	J8	J9	Ref Scores of Panel
Skating Skills	1.60	6.75	6.75	6.75	6.50	6.75	6.50	7.25	7.25	6.50	6.75
Transitions	1.60	6.00	6.00	6.25	6.00	6.50	6.00	6.75	6.50	5.75	6.18
Performance	1.60	6.75	6.75	6.50	6.25	7.00	6.50	7.25	7.25	6.00	6.71
Composition	1.60	6.50	6.50	6.25	6.50	6.75	6.75	7.00	7.00	6.00	6.61
Interpretation of the music	1.60	6.25	6.50	6.25	6.00	6.75	6.50	7.00	6.75	5.75	6.43
Judges Total Program Components Score (factored)											52.30

Deductions: Falls: -1.00 (1) **-1.00**

X Credit highlight distribution, base value multiplied by 1.1

April 20 - April 23, 2017 Tokyo, Japan

Farewell

April 22, 2017

This is to extend my heartfelt gratitude to the skaters who performed their very best, the judges, officials as well as all those who supported this 5th edition of the

ISU World Team Trophy in Figure Skating 2017.

With this event we have concluded another exciting Figure Skating season and are just less than one year away from the 2018 Olympic Winter Games in PyeongChang. This upcoming Olympic Winter Games will feature also a Team Event in Figure Skating which makes us especially proud that the Team Event format, which was started in 2009 in Japan, is included for the 2nd time in the Olympic program.

As a member of the Skating Family and former Olympian, I wish all the athletes already now a great success for the next season, but I also hope that all of you will have now the chance for some relaxing days.

I truly hope you enjoyed your stay in Japan and I'm looking already now forward to welcome you again soon.

Sincerely,



Seiko Hashimoto
President
Japan Skating Federation