



# P-3 VOLLEYBALL • Match players ranking




## U-21 Men's Pan American Cup 2011 Quarterfinals

**Match:** 14 **Date:** 25/6/11 **Spectators:** 200  
**City:** Ciudad de Panamá  
**Hall:** Gimnasio Roberto Durán  
**Match duration:** **Start:** 20:00 **End:** 21:11 **Total:** 1:11

Teams	Sets	1	2	3	4	5	Total
<b>DOM</b>	<b>0</b>	17	14	16			47
<b>CAN</b>	<b>3</b>	25	25	25			75
<b>Set duration</b>		0:22	0:21	0:22			1:05




## DOM • Dominican Republic



**Spike**

Succ. %  
Limit: 15.00%

Rk	No	Name	Spikes	Faults	Shots	Total Attempts	Note
1	7	RIJO Ricardo	8	3	7	18	44.44
2	4	TAPIA Henry	6	7	5	18	33.33
3	3	BURGOS Anaury	5	7	8	20	25.00
-	6	CORDERO Andrés	3	3	3	9	
-	1	CAMPECHANO Kelvyn	3	3	1	7	
-	15	SEVERINO César	1	-	-	1	
-	2	EUSEBIO Richard	-	-	-	-	
-	11	PONCEANO Hansell	-	-	-	-	
-	12	COCA Luis	-	-	-	-	
-	18	TAVAREZ Eddison	-	-	-	-	
<b>Others</b>			-	-	-	-	
<b>Total Team</b>			26	23	24	73	35.62



**Block**

Avg. by set

Rk	No	Name	Kill Blocks	Faults	Rebounds	Total Attempts	Note
1	7	RIJO Ricardo	2	-	-	2	0.67
1	6	CORDERO Andrés	2	2	6	10	0.67
3	4	TAPIA Henry	1	-	2	3	0.33
-	1	CAMPECHANO Kelvyn	-	-	3	3	
-	2	EUSEBIO Richard	-	-	-	-	
-	15	SEVERINO César	-	-	-	-	
-	18	TAVAREZ Eddison	-	-	-	-	
-	3	BURGOS Anaury	-	1	2	3	
-	11	PONCEANO Hansell	-	1	2	3	
-	12	COCA Luis	-	1	1	2	
<b>Others</b>			-	-	-	-	
<b>Total Team</b>			5	5	16	26	1.67





# P-3 VOLLEYBALL • Match players ranking

## U-21 Men's Pan American Cup 2011 Quarterfinals




**Match:** 14 **Date:** 25/6/11 **Spectators:** 200  
**City:** Ciudad de Panamá  
**Hall:** Gimnasio Roberto Durán  
**Match duration:** **Start:** 20:00 **End:** 21:11 **Total:** 1:11

Teams	Sets	1	2	3	4	5	Total
<b>DOM</b>	<b>0</b>	17	14	16			47
<b>CAN</b>	<b>3</b>	25	25	25			75
<b>Set duration</b>		0:22	0:21	0:22			1:05



## DOM • Dominican Republic

Rk	No	Name	Aces	Faults	Serve Hits	Total Attempts	Note
-	1	CAMPECHANO Kelvyn	-	-	3	3	
-	2	EUSEBIO Richard	-	-	1	1	
-	6	CORDERO Andrés	-	-	7	7	
-	15	SEVERINO César	-	-	4	4	
-	18	TAVAREZ Eddison	-	-	-	-	
-	11	PONCEANO Hansell	-	1	10	11	
-	3	BURGOS Anaury	-	1	7	8	
-	7	RIJO Ricardo	-	1	6	7	
-	4	TAPIA Henry	-	2	4	6	
-	12	COCA Luis	-	1	2	3	
<b>Others</b>			-	-	-	-	
<b>Total Team</b>			-	6	44	50	




**Serve**

Avg. by set

Team	Opponent errors & Team faults	Aces	Faults	Serve Hits	Total Attempts	Note
	Opponent errors & Team faults	16	24		40	

Rk	No	Name	Digs	Faults	Receptions	Total Attempts	Note
1	3	BURGOS Anaury	2	3	6	11	0.67
1	11	PONCEANO Hansell	2	1	-	3	0.67
3	2	EUSEBIO Richard	1	-	-	1	0.33
3	15	SEVERINO César	1	-	-	1	0.33
3	7	RIJO Ricardo	1	1	3	5	0.33
-	4	TAPIA Henry	-	1	5	6	
-	18	TAVAREZ Eddison	-	3	10	13	
-	12	COCA Luis	-	1	3	4	
-	6	CORDERO Andrés	-	1	2	3	
-	1	CAMPECHANO Kelvyn	-	1	-	1	
<b>Others</b>			-	-	-	-	
<b>Total Team</b>			7	12	29	48	2.33



**Dig**

Avg. by set





# P-3 VOLLEYBALL • Match players ranking




## U-21 Men's Pan American Cup 2011 Quarterfinals

**Match:** 14 **Date:** 25/6/11 **Spectators:** 200  
**City:** Ciudad de Panamá  
**Hall:** Gimnasio Roberto Durán  
**Match duration:** **Start:** 20:00 **End:** 21:11 **Total:** 1:11

Teams	Sets	1	2	3	4	5	Total
<b>DOM</b>	<b>0</b>	17	14	16			47
<b>CAN</b>	<b>3</b>	25	25	25			75
<b>Set duration</b>		0:22	0:21	0:22			1:05




## DOM • Dominican Republic



**Set**

Avg. by set

Rk	No	Name	Running Sets	Faults	Still Sets	Total Attempts	Note
1	11	PONCEANO Hansell	4	-	36	40	1.33
2	12	COCA Luis	1	-	20	21	0.33
-	1	CAMPECHANO Kelvyn	-	-	1	1	
-	2	EUSEBIO Richard	-	-	-	-	
-	3	BURGOS Anaury	-	-	-	-	
-	4	TAPIA Henry	-	-	-	-	
-	6	CORDERO Andrés	-	-	1	1	
-	15	SEVERINO César	-	-	-	-	
-	18	TAVAREZ Eddison	-	-	-	-	
-	7	RIJO Ricardo	-	1	1	2	
<b>Others</b>			-	-	-	-	
<b>Total Team</b>			5	1	59	65	1.67



**Reception**

Eff. %  
Limit: 25.00%

Rk	No	Name	Excellents	Faults	Serve Receptions	Total Attempts	Note
1	3	BURGOS Anaury	14	-	8	22	63.64
2	18	TAVAREZ Eddison	14	4	8	26	38.46
-	7	RIJO Ricardo	5	-	9	14	
-	4	TAPIA Henry	-	-	1	1	
-	12	COCA Luis	-	-	1	1	
-	1	CAMPECHANO Kelvyn	-	-	-	-	
-	2	EUSEBIO Richard	-	-	-	-	
-	6	CORDERO Andrés	-	-	-	-	
-	11	PONCEANO Hansell	-	-	-	-	
-	15	SEVERINO César	-	-	-	-	
<b>Others</b>			-	-	-	-	
<b>Total Team</b>			33	4	27	64	45.31





# P-3 VOLLEYBALL • Match players ranking



## U-21 Men's Pan American Cup 2011 Quarterfinals

**Match:** 14 **Date:** 25/6/11 **Spectators:** 200  
**City:** Ciudad de Panamá  
**Hall:** Gimnasio Roberto Durán  
**Match duration:** **Start:** 20:00 **End:** 21:11 **Total:** 1:11

Teams	Sets	1	2	3	4	5	Total
<b>DOM</b>	<b>0</b>	17	14	16			47
<b>CAN</b>	<b>3</b>	25	25	25			75
<b>Set duration</b>		0:22	0:21	0:22			1:05




## CAN • Canada



**Spike**

Succ. %  
Limit: 15.00%

Rk	No	Name	Spikes	Faults	Shots	Total Attempts	Note
1	11	KUFSKE Bradley	8	1	3	12	66.67
2	7	HOAG Nicholas	11	1	8	20	55.00
3	16	THIESSEN Derek	5	4	12	21	23.81
-	12	VAN BERKEL Lucas	5	-	2	7	
-	5	AUBRY Tristan	5	1	1	7	
-	18	MUELLER Jarron	1	-	-	1	
-	3	MOREAU Daniel	-	-	-	-	
-	8	OLMSTEAD Justin	-	-	-	-	
-	9	BELISLE Tommy	-	-	-	-	
-	10	DAVIS Alexander	-	-	-	-	
-	13	SCHMIDT Branden	-	-	-	-	
-	15	SANDERS Tyler	-	-	-	-	
<b>Others</b>			-	-	-	-	
<b>Total Team</b>			35	7	26	68	51.47



**Block**

Avg. by set

Rk	No	Name	Kill Blocks	Faults	Rebounds	Total Attempts	Note
1	5	AUBRY Tristan	3	3	1	7	1.00
2	18	MUELLER Jarron	2	3	2	7	0.67
3	16	THIESSEN Derek	1	2	6	9	0.33
3	12	VAN BERKEL Lucas	1	3	6	10	0.33
3	11	KUFSKE Bradley	1	2	2	5	0.33
3	7	HOAG Nicholas	1	1	-	2	0.33
-	3	MOREAU Daniel	-	-	-	-	
-	8	OLMSTEAD Justin	-	-	-	-	
-	9	BELISLE Tommy	-	-	-	-	
-	10	DAVIS Alexander	-	-	-	-	
-	13	SCHMIDT Branden	-	-	-	-	
-	15	SANDERS Tyler	-	-	-	-	
<b>Others</b>			-	-	-	-	
<b>Total Team</b>			9	14	17	40	3.00





# P-3 VOLLEYBALL • Match players ranking



## U-21 Men's Pan American Cup 2011 Quarterfinals


**Match:** 14 **Date:** 25/6/11 **Spectators:** 200  
**City:** Ciudad de Panamá  
**Hall:** Gimnasio Roberto Durán  
**Match duration:** **Start:** 20:00 **End:** 21:11 **Total:** 1:11

Teams	Sets	1	2	3	4	5	Total
<b>DOM</b>	<b>0</b>	17	14	16			47
<b>CAN</b>	<b>3</b>	25	25	25			75
<b>Set duration</b>		0:22	0:21	0:22			1:05



## CAN • Canada

Rk	No	Name	Aces	Faults	Serve Hits	Total Attempts	Note
1	7	HOAG Nicholas	2	1	11	14	0.67
2	16	THIESSEN Derek	1	2	6	9	0.33
-	3	MOREAU Daniel	-	-	-	-	
-	5	AUBRY Tristan	-	-	14	14	
-	8	OLMSTEAD Justin	-	-	-	-	
-	10	DAVIS Alexander	-	-	-	-	
-	13	SCHMIDT Branden	-	-	4	4	
-	15	SANDERS Tyler	-	-	-	-	
-	18	MUELLER Jarron	-	-	6	6	
-	11	KUFSKE Bradley	-	2	14	16	
-	12	VAN BERKEL Lucas	-	1	6	7	
-	9	BELISLE Tommy	-	2	1	3	
<b>Others</b>			-	-	-	-	
<b>Total Team</b>			3	8	62	73	1.00




**Serve**

Avg. by set

Team	Opponent errors & Team faults	Aces	Faults	Serve Hits	Total Attempts	Note
		28	11		39	

Rk	No	Name	Digs	Faults	Receptions	Total Attempts	Note
1	7	HOAG Nicholas	4	1	2	7	1.33
1	8	OLMSTEAD Justin	4	2	7	13	1.33
3	16	THIESSEN Derek	3	1	3	7	1.00
4	11	KUFSKE Bradley	2	2	3	7	0.67
5	5	AUBRY Tristan	1	-	1	2	0.33
5	9	BELISLE Tommy	1	-	-	1	0.33
5	18	MUELLER Jarron	1	-	5	6	0.33
-	3	MOREAU Daniel	-	-	-	-	
-	10	DAVIS Alexander	-	-	-	-	
-	12	VAN BERKEL Lucas	-	-	1	1	
-	13	SCHMIDT Branden	-	-	-	-	
-	15	SANDERS Tyler	-	-	-	-	
<b>Others</b>			-	-	-	-	
<b>Total Team</b>			16	6	22	44	5.33



**Dig**

Avg. by set





# P-3 VOLLEYBALL • Match players ranking




## U-21 Men's Pan American Cup 2011 Quarterfinals

**Match:** 14 **Date:** 25/6/11 **Spectators:** 200  
**City:** Ciudad de Panamá  
**Hall:** Gimnasio Roberto Durán  
**Match duration:** **Start:** 20:00 **End:** 21:11 **Total:** 1:11

Teams	Sets	1	2	3	4	5	Total
<b>DOM</b>	<b>0</b>	17	14	16			47
<b>CAN</b>	<b>3</b>	25	25	25			75
<b>Set duration</b>		0:22	0:21	0:22			1:05




## CAN • Canada



**Set**

Avg. by set

Rk	No	Name	Running Sets	Faults	Still Sets	Total Attempts	Note
1	18	MUELLER Jarron	5	-	50	55	1.67
-	3	MOREAU Daniel	-	-	-	-	
-	5	AUBRY Tristan	-	-	-	-	
-	7	HOAG Nicholas	-	-	1	1	
-	8	OLMSTEAD Justin	-	-	-	-	
-	9	BELISLE Tommy	-	-	-	-	
-	10	DAVIS Alexander	-	-	-	-	
-	11	KUFSKE Bradley	-	-	2	2	
-	12	VAN BERKEL Lucas	-	-	-	-	
-	13	SCHMIDT Branden	-	-	-	-	
-	15	SANDERS Tyler	-	-	-	-	
-	16	THIESSEN Derek	-	-	-	-	
<b>Others</b>			-	-	-	-	
<b>Total Team</b>			5	-	53	58	1.67



**Reception**

Eff. %  
Limit: 25.00%

Rk	No	Name	Excellents	Faults	Serve Receptions	Total Attempts	Note
1	7	HOAG Nicholas	16	-	10	26	61.54
2	8	OLMSTEAD Justin	6	1	5	12	41.67
-	11	KUFSKE Bradley	4	-	2	6	
-	3	MOREAU Daniel	-	-	-	-	
-	5	AUBRY Tristan	-	-	-	-	
-	9	BELISLE Tommy	-	-	-	-	
-	10	DAVIS Alexander	-	-	-	-	
-	12	VAN BERKEL Lucas	-	-	-	-	
-	13	SCHMIDT Branden	-	-	-	-	
-	15	SANDERS Tyler	-	-	-	-	
-	16	THIESSEN Derek	-	-	-	-	
-	18	MUELLER Jarron	-	-	-	-	
<b>Others</b>			-	-	-	-	
<b>Total Team</b>			26	1	17	44	56.82

