



P-3 VOLLEYBALL • Match players ranking

U-21 Men's Pan American Cup 2011 Semifinals




Match: 18 **Date:** 26/6/11 **Spectators:** 150
City: Ciudad de Panamá
Hall: Gimnasio Roberto Durán
Match duration: **Start:** 20:00 **End:** 21:46 **Total:** 1:46

| Teams | Sets | 1 | 2 | 3 | 4 | 5 | Total |
|---------------------|----------|------|------|------|------|---|-------|
| VEN | 3 | 25 | 21 | 25 | 25 | | 96 |
| PUR | 1 | 21 | 25 | 21 | 20 | | 87 |
| Set duration | | 0:20 | 0:25 | 0:27 | 0:25 | | 1:37 |




VEN • Venezuela



Spike

Succ. %
Limit: 15.00%

| Rk | No | Name | Spikes | Faults | Shots | Total Attempts | Note |
|-------------------|----|-----------------------|--------|--------|-------|----------------|-------|
| 1 | 10 | PINERUA URBINA Kervin | 22 | 4 | 18 | 44 | 50.00 |
| 2 | 8 | ARTEAGA Daniel | 11 | 3 | 9 | 23 | 47.83 |
| 3 | 11 | CONTERERAS Jhoser | 7 | 5 | 10 | 22 | 31.82 |
| - | 5 | RODRIGUEZ Emerson | 2 | - | 6 | 8 | |
| - | 14 | ANTONIO Carlos | 1 | 1 | 4 | 6 | |
| - | 3 | SANOJA Alejandro | 2 | - | 2 | 4 | |
| - | 6 | PAEZ Carlos | 1 | 1 | 2 | 4 | |
| - | 2 | BRITO Pedro | - | - | - | - | |
| - | 4 | MATA Héctor | - | - | - | - | |
| - | 12 | ESPINOZA Henderson | - | - | - | - | |
| - | 17 | MAYOR Angel | - | - | - | - | |
| - | 18 | MARTINEZ José | - | - | - | - | |
| Others | | | - | - | - | - | |
| Total Team | | | 46 | 14 | 51 | 111 | 41.44 |



Block

Avg. by set

| Rk | No | Name | Kill Blocks | Faults | Rebounds | Total Attempts | Note |
|-------------------|----|-----------------------|-------------|--------|----------|----------------|------|
| 1 | 14 | ANTONIO Carlos | 6 | 4 | 8 | 18 | 1.50 |
| 2 | 5 | RODRIGUEZ Emerson | 2 | 3 | 5 | 10 | 0.50 |
| 3 | 10 | PIÑERUA URBINA Kervin | 1 | 3 | 2 | 6 | 0.25 |
| - | 2 | BRITO Pedro | - | - | - | - | |
| - | 3 | SANOJA Alejandro | - | - | - | - | |
| - | 4 | MATA Héctor | - | - | - | - | |
| - | 12 | ESPINOZA Henderson | - | - | - | - | |
| - | 17 | MAYOR Angel | - | - | - | - | |
| - | 18 | MARTINEZ José | - | - | - | - | |
| - | 6 | PAEZ Carlos | - | 1 | 8 | 9 | |
| - | 11 | CONTERERAS Jhoser | - | 3 | 3 | 6 | |
| - | 8 | ARTEAGA Daniel | - | 5 | 4 | 9 | |
| Others | | | - | - | - | - | |
| Total Team | | | 9 | 19 | 30 | 58 | 2.25 |





P-3 VOLLEYBALL • Match players ranking



U-21 Men's Pan American Cup 2011 Semifinals


Match: 18 **Date:** 26/6/11 **Spectators:** 150
City: Ciudad de Panamá
Hall: Gimnasio Roberto Durán
Match duration: **Start:** 20:00 **End:** 21:46 **Total:** 1:46

| Teams | Sets | 1 | 2 | 3 | 4 | 5 | Total |
|---------------------|----------|------|------|------|------|---|-------|
| VEN | 3 | 25 | 21 | 25 | 25 | | 96 |
| PUR | 1 | 21 | 25 | 21 | 20 | | 87 |
| Set duration | | 0:20 | 0:25 | 0:27 | 0:25 | | 1:37 |



VEN • Venezuela

| Rk | No | Name | Aces | Faults | Serve Hits | Total Attempts | Note |
|-------------------|----|-----------------------|------|--------|------------|----------------|------|
| 1 | 10 | PINERUA URBINA Kervin | 4 | 3 | 10 | 17 | 1.00 |
| 2 | 14 | ANTONIO Carlos | 1 | 1 | 10 | 12 | 0.25 |
| 2 | 5 | RODRIGUEZ Emerson | 1 | 2 | 13 | 16 | 0.25 |
| 2 | 8 | ARTEAGA Daniel | 1 | 4 | 8 | 13 | 0.25 |
| - | 2 | BRITO Pedro | - | - | 3 | 3 | |
| - | 4 | MATA Héctor | - | - | - | - | |
| - | 12 | ESPINOZA Henderson | - | - | - | - | |
| - | 17 | MAYOR Angel | - | - | - | - | |
| - | 18 | MARTINEZ José | - | - | - | - | |
| - | 6 | PAEZ Carlos | - | 3 | 18 | 21 | |
| - | 3 | SANOJA Alejandro | - | 1 | 5 | 6 | |
| - | 11 | CONTERERAS Jhoser | - | 2 | 5 | 7 | |
| Others | | | - | - | - | - | |
| Total Team | | | 7 | 16 | 72 | 95 | 1.75 |




Serve

Avg. by set

| Team | Opponent errors & Team faults | Aces | Faults | Serve Hits | Total Attempts | Note |
|------|-------------------------------|------|--------|------------|----------------|------|
| | | 34 | 28 | | 62 | |

| Rk | No | Name | Digs | Faults | Receptions | Total Attempts | Note |
|-------------------|----|-----------------------|------|--------|------------|----------------|------|
| 1 | 4 | MATA Héctor | 5 | 1 | 10 | 16 | 1.25 |
| 2 | 8 | ARTEAGA Daniel | 4 | - | 5 | 9 | 1.00 |
| 3 | 10 | PIÑERUA URBINA Kervin | 3 | - | 7 | 10 | 0.75 |
| 4 | 6 | PAEZ Carlos | 2 | 2 | 2 | 6 | 0.50 |
| 4 | 11 | CONTERERAS Jhoser | 2 | 3 | 4 | 9 | 0.50 |
| 6 | 3 | SANOJA Alejandro | 1 | - | 1 | 2 | 0.25 |
| 6 | 5 | RODRIGUEZ Emerson | 1 | - | 6 | 7 | 0.25 |
| - | 2 | BRITO Pedro | - | - | - | - | |
| - | 12 | ESPINOZA Henderson | - | - | - | - | |
| - | 17 | MAYOR Angel | - | - | - | - | |
| - | 18 | MARTINEZ José | - | - | - | - | |
| - | 14 | ANTONIO Carlos | - | 1 | 1 | 2 | |
| Others | | | - | - | - | - | |
| Total Team | | | 18 | 7 | 36 | 61 | 4.50 |



Dig

Avg. by set





P-3 VOLLEYBALL • Match players ranking




U-21 Men's Pan American Cup 2011 Semifinals

Match: 18 **Date:** 26/6/11 **Spectators:** 150
City: Ciudad de Panamá
Hall: Gimnasio Roberto Durán
Match duration: **Start:** 20:00 **End:** 21:46 **Total:** 1:46

| Teams | Sets | 1 | 2 | 3 | 4 | 5 | Total |
|---------------------|----------|------|------|------|------|---|-------|
| VEN | 3 | 25 | 21 | 25 | 25 | | 96 |
| PUR | 1 | 21 | 25 | 21 | 20 | | 87 |
| Set duration | | 0:20 | 0:25 | 0:27 | 0:25 | | 1:37 |




VEN • Venezuela



Set

Avg. by set

| Rk | No | Name | Running Sets | Faults | Still Sets | Total Attempts | Note |
|-------------------|----|-----------------------|--------------|--------|------------|----------------|------|
| 1 | 6 | PAEZ Carlos | 19 | 1 | 79 | 99 | 4.75 |
| - | 2 | BRITO Pedro | - | - | - | - | |
| - | 3 | SANOJA Alejandro | - | - | - | - | |
| - | 4 | MATA Héctor | - | - | - | - | |
| - | 5 | RODRIGUEZ Emerson | - | - | 1 | 1 | |
| - | 8 | ARTEAGA Daniel | - | - | 1 | 1 | |
| - | 10 | PIÑERUA URBINA Kervin | - | - | 2 | 2 | |
| - | 11 | CONTERERAS Jhoser | - | - | - | - | |
| - | 12 | ESPINOZA Henderson | - | - | - | - | |
| - | 14 | ANTONIO Carlos | - | - | - | - | |
| - | 17 | MAYOR Angel | - | - | - | - | |
| - | 18 | MARTINEZ José | - | - | - | - | |
| Others | | | - | - | - | - | |
| Total Team | | | 19 | 1 | 83 | 103 | 4.75 |



Reception

Eff. %
Limit: 25.00%

| Rk | No | Name | Excellents | Faults | Serve Receptions | Total Attempts | Note |
|-------------------|----|-----------------------|------------|--------|------------------|----------------|-------|
| 1 | 8 | ARTEAGA Daniel | 15 | - | 8 | 23 | 65.22 |
| 2 | 11 | CONTERERAS Jhoser | 15 | 1 | 10 | 26 | 53.85 |
| - | 4 | MATA Héctor | 10 | 1 | 3 | 14 | |
| - | 3 | SANOJA Alejandro | 3 | - | 3 | 6 | |
| - | 2 | BRITO Pedro | - | - | - | - | |
| - | 5 | RODRIGUEZ Emerson | - | - | - | - | |
| - | 6 | PAEZ Carlos | - | - | - | - | |
| - | 10 | PIÑERUA URBINA Kervin | - | - | - | - | |
| - | 12 | ESPINOZA Henderson | - | - | - | - | |
| - | 14 | ANTONIO Carlos | - | - | - | - | |
| - | 17 | MAYOR Angel | - | - | - | - | |
| - | 18 | MARTINEZ José | - | - | - | - | |
| Others | | | - | - | - | - | |
| Total Team | | | 43 | 2 | 24 | 69 | 59.42 |





P-3 VOLLEYBALL • Match players ranking



U-21 Men's Pan American Cup 2011 Semifinals

Match: 18 **Date:** 26/6/11 **Spectators:** 150
City: Ciudad de Panamá
Hall: Gimnasio Roberto Durán
Match duration: **Start:** 20:00 **End:** 21:46 **Total:** 1:46

| Teams | Sets | 1 | 2 | 3 | 4 | 5 | Total |
|---------------------|----------|------|------|------|------|---|-------|
| VEN | 3 | 25 | 21 | 25 | 25 | | 96 |
| PUR | 1 | 21 | 25 | 21 | 20 | | 87 |
| Set duration | | 0:20 | 0:25 | 0:27 | 0:25 | | 1:37 |




PUR • Puerto Rico



Spike

Succ. %
Limit: 15.00%

| Rk | No | Name | Spikes | Faults | Shots | Total Attempts | Note |
|-------------------|----|-----------------------|--------|--------|-------|----------------|-------|
| 1 | 16 | MARRERO Noah Emmanuel | 19 | 7 | 13 | 39 | 48.72 |
| 2 | 8 | RIBAS Jose | 9 | 4 | 9 | 22 | 40.91 |
| 3 | 7 | RIVERA Josue | 8 | 6 | 9 | 23 | 34.78 |
| - | 17 | BURGOS Ramon | 5 | - | 5 | 10 | |
| - | 9 | ROMERO Emanuel | - | 3 | 4 | 7 | |
| - | 11 | AGOSTO Jedissan | - | 2 | 4 | 6 | |
| - | 1 | MULERO Jose Miguel | - | - | - | - | |
| - | 3 | SANTIAGO Jair | - | - | - | - | |
| - | 5 | NIEVES Pedro | - | - | - | - | |
| - | 14 | NEGRON Brian | - | - | - | - | |
| Others | | | - | - | - | - | |
| Total Team | | | 41 | 22 | 44 | 107 | 38.32 |



Block

Avg. by set

| Rk | No | Name | Kill Blocks | Faults | Rebounds | Total Attempts | Note |
|-------------------|----|-----------------------|-------------|--------|----------|----------------|------|
| 1 | 11 | AGOSTO Jedissan | 2 | - | 10 | 12 | 0.50 |
| 1 | 17 | BURGOS Ramon | 2 | 1 | 6 | 9 | 0.50 |
| 1 | 7 | RIVERA Josue | 2 | 2 | 1 | 5 | 0.50 |
| 4 | 8 | RIBAS Jose | 1 | 2 | 5 | 8 | 0.25 |
| 4 | 9 | ROMERO Emanuel | 1 | 2 | 5 | 8 | 0.25 |
| - | 1 | MULERO Jose Miguel | - | - | - | - | |
| - | 3 | SANTIAGO Jair | - | - | - | - | |
| - | 5 | NIEVES Pedro | - | - | 1 | 1 | |
| - | 14 | NEGRON Brian | - | - | - | - | |
| - | 16 | MARRERO Noah Emmanuel | - | 2 | 5 | 7 | |
| Others | | | - | - | - | - | |
| Total Team | | | 8 | 9 | 33 | 50 | 2.00 |





P-3 VOLLEYBALL • Match players ranking

U-21 Men's Pan American Cup 2011 Semifinals




Match: 18 **Date:** 26/6/11 **Spectators:** 150
City: Ciudad de Panamá
Hall: Gimnasio Roberto Durán
Match duration: **Start:** 20:00 **End:** 21:46 **Total:** 1:46

| Teams | Sets | 1 | 2 | 3 | 4 | 5 | Total |
|---------------------|----------|------|------|------|------|---|-------|
| VEN | 3 | 25 | 21 | 25 | 25 | | 96 |
| PUR | 1 | 21 | 25 | 21 | 20 | | 87 |
| Set duration | | 0:20 | 0:25 | 0:27 | 0:25 | | 1:37 |



PUR • Puerto Rico

| Rk | No | Name | Aces | Faults | Serve Hits | Total Attempts | Note |
|-------------------|----|-----------------------|------|--------|------------|----------------|------|
| 1 | 9 | ROMERO Emanuel | 2 | 3 | 10 | 15 | 0.50 |
| 1 | 17 | BURGOS Ramon | 2 | 4 | 6 | 12 | 0.50 |
| 3 | 16 | MARRERO Noah Emmanuel | 1 | 1 | 20 | 22 | 0.25 |
| 3 | 11 | AGOSTO Jedissan | 1 | 2 | 12 | 15 | 0.25 |
| - | 1 | MULERO Jose Miguel | - | - | - | - | |
| - | 3 | SANTIAGO Jair | - | - | - | - | |
| - | 5 | NIEVES Pedro | - | - | - | - | |
| - | 14 | NEGRON Brian | - | - | - | - | |
| - | 7 | RIVERA Josue | - | 2 | 12 | 14 | |
| - | 8 | RIBAS Jose | - | 3 | 7 | 10 | |
| Others | | | - | - | - | - | |
| Total Team | | | 6 | 15 | 67 | 88 | 1.50 |




Serve

Avg. by set

| Team | Opponent errors & Team faults | Aces | Faults | Serve Hits | Total Attempts | Note |
|------|-------------------------------|------|--------|------------|----------------|------|
| | | 32 | 27 | | 59 | |

| Rk | No | Name | Digs | Faults | Receptions | Total Attempts | Note |
|-------------------|----|-----------------------|------|--------|------------|----------------|------|
| 1 | 1 | MULERO Jose Miguel | 11 | 2 | 9 | 22 | 2.75 |
| 2 | 7 | RIVERA Josue | 5 | 2 | 6 | 13 | 1.25 |
| 3 | 16 | MARRERO Noah Emmanuel | 4 | 3 | 6 | 13 | 1.00 |
| 4 | 8 | RIBAS Jose | 2 | 4 | 5 | 11 | 0.50 |
| - | 3 | SANTIAGO Jair | - | - | - | - | |
| - | 5 | NIEVES Pedro | - | - | - | - | |
| - | 14 | NEGRON Brian | - | - | - | - | |
| - | 9 | ROMERO Emanuel | - | 1 | 2 | 3 | |
| - | 11 | AGOSTO Jedissan | - | 5 | 8 | 13 | |
| - | 17 | BURGOS Ramon | - | 2 | 2 | 4 | |
| Others | | | - | - | - | - | |
| Total Team | | | 22 | 19 | 38 | 79 | 5.50 |



Dig

Avg. by set





P-3 VOLLEYBALL • Match players ranking




U-21 Men's Pan American Cup 2011 Semifinals

Match: 18 **Date:** 26/6/11 **Spectators:** 150
City: Ciudad de Panamá
Hall: Gimnasio Roberto Durán
Match duration: **Start:** 20:00 **End:** 21:46 **Total:** 1:46

| Teams | Sets | 1 | 2 | 3 | 4 | 5 | Total |
|---------------------|----------|------|------|------|------|---|-------|
| VEN | 3 | 25 | 21 | 25 | 25 | | 96 |
| PUR | 1 | 21 | 25 | 21 | 20 | | 87 |
| Set duration | | 0:20 | 0:25 | 0:27 | 0:25 | | 1:37 |




PUR • Puerto Rico



Set

Avg. by set

| Rk | No | Name | Running Sets | Faults | Still Sets | Total Attempts | Note |
|-------------------|----|-----------------------|--------------|--------|------------|----------------|------|
| 1 | 11 | AGOSTO Jedissan | 11 | - | 73 | 84 | 2.75 |
| - | 1 | MULERO Jose Miguel | - | - | - | - | |
| - | 3 | SANTIAGO Jair | - | - | - | - | |
| - | 5 | NIEVES Pedro | - | - | - | - | |
| - | 7 | RIVERA Josue | - | - | - | - | |
| - | 8 | RIBAS Jose | - | - | 3 | 3 | |
| - | 9 | ROMERO Emanuel | - | - | 1 | 1 | |
| - | 14 | NEGRON Brian | - | - | 1 | 1 | |
| - | 16 | MARRERO Noah Emmanuel | - | - | 1 | 1 | |
| - | 17 | BURGOS Ramon | - | - | 1 | 1 | |
| Others | | | - | - | - | - | |
| Total Team | | | 11 | - | 80 | 91 | 2.75 |



Reception

Eff. %
Limit: 25.00%

| Rk | No | Name | Excellents | Faults | Serve Receptions | Total Attempts | Note |
|-------------------|----|-----------------------|------------|--------|------------------|----------------|-------|
| 1 | 8 | RIBAS Jose | 11 | 1 | 12 | 24 | 41.67 |
| 2 | 7 | RIVERA Josue | 13 | 2 | 15 | 30 | 36.67 |
| - | 1 | MULERO Jose Miguel | 12 | 1 | 5 | 18 | |
| - | 9 | ROMERO Emanuel | 1 | - | 1 | 2 | |
| - | 17 | BURGOS Ramon | 2 | - | - | 2 | |
| - | 3 | SANTIAGO Jair | - | - | - | - | |
| - | 5 | NIEVES Pedro | - | - | - | - | |
| - | 11 | AGOSTO Jedissan | - | - | - | - | |
| - | 14 | NEGRON Brian | - | - | - | - | |
| - | 16 | MARRERO Noah Emmanuel | - | - | - | - | |
| Others | | | - | - | - | - | |
| Total Team | | | 39 | 4 | 33 | 76 | 46.05 |

