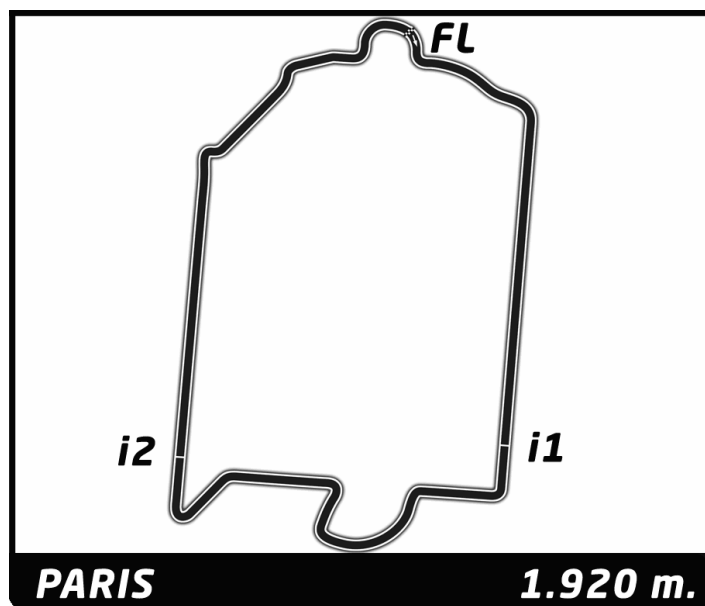
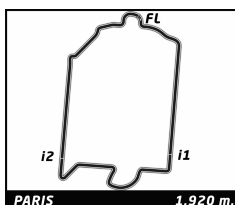


Round 6 - Paris ePrix

FIA Formula E Championship
Results Booklet





FIA Formula E Championship

Round 6 - Paris ePrix

Non Qualifying Practice 1

Classification

Official Timekeeper TAG Heuer

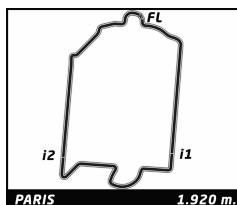
Nr.	Driver	Nat	Team	Car	Time	Lap	Total	Gap	Kph
1	9 Sébastien BUEMI	CHE	Renault e.dams	Renault Z.E. 16	1:01.998	22	22	-	111.5
2	37 José María LOPEZ	ARG	DS Virgin Racing	DS Virgin DSV-02	1:02.715	21	26	+0.717	110.2
3	25 Jean-Eric VERGNE	FRA	TECHEETAH	Renault Z.E. 16	1:03.039	24	30	+1.041	109.6
4	11 Lucas DI GRASSI	BRA	ABT Schaeffler Audi Sport	ABT Schaeffler FE02	1:03.061	29	29	+1.063	109.6
5	19 Felix ROSENQVIST	SWE	Mahindra Racing	Mahindra M3Electro	1:03.064	30	30	+1.066	109.6
6	2 Sam BIRD	GBR	DS Virgin Racing	DS Virgin DSV-02	1:03.068	16	18	+1.070	109.6
7	6 Mike CONWAY	GBR	Faraday Future Dragon Racing	Penske 701-EV	1:03.248	27	28	+1.250	109.3
8	3 Nelson PIQUET JR	BRA	NEXTEV NIO	NextEV TCR Formula 002	1:03.326	21	29	+1.328	109.1
9	23 Nick HEIDFELD	DEU	Mahindra Racing	Mahindra M3Electro	1:03.360	26	27	+1.362	109.1
10	8 Nicolas PROST	FRA	Renault e.dams	Renault Z.E. 16	1:03.396	24	24	+1.398	109.0
11	20 Mitch EVANS	NZL	Panasonic Jaguar Racing	Jaguar I-Type 1	1:03.437	27	27	+1.439	109.0
12	27 Robin FRIJNS	NLD	Andretti Formula E	Andretti ATEC-02	1:03.451	24	27	+1.453	108.9
13	66 Daniel ABT	DEU	ABT Schaeffler Audi Sport	ABT Schaeffler FE02	1:03.591	28	30	+1.593	108.7
14	88 Oliver TURVEY	GBR	NEXTEV NIO	NextEV TCR Formula 002	1:03.619	25	30	+1.621	108.6
15	7 Jérôme D'AMBROSIO	BEL	Faraday Future Dragon Racing	Penske 701-EV	1:03.775	23	24	+1.777	108.4
16	28 Antonio Felix DA COSTA	PRT	Andretti Formula E	Andretti ATEC-02	1:03.848	31	31	+1.850	108.3
17	5 Tom DILLMANN	FRA	Venturi Formula E Team	Venturi VM200-FE-02	1:03.864	29	29	+1.866	108.2
18	33 Esteban GUTIERREZ	MEX	TECHEETAH	Renault Z.E. 16	1:03.888	16	23	+1.890	108.2
19	4 Stéphane SARRAZIN	FRA	Venturi Formula E Team	Venturi VM200-FE-02	1:04.052	24	27	+2.054	107.9
20	47 Adam CARROLL	GBR	Panasonic Jaguar Racing	Jaguar I-Type 1	1:04.201	28	29	+2.203	107.7

Fastest Lap	Lap 22	Sébastien BUEMI	1:01.998	111.5 Kph
--------------------	--------	-----------------	----------	-----------

Published at:

Track Status: **DRY**

Race Director:	Timekeeper:
-----------------------	--------------------



FIA Formula E Championship

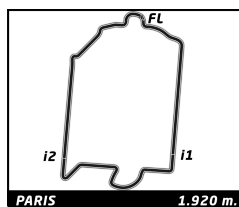
Round 6 - Paris ePrix

Non Qualifying Practice 1

Best Sector Times

Official Timekeeper TAG Heuer

SECTOR 1			SECTOR 2		SECTOR 3					
Pos	Driver	Time	Driver	Time	Driver	Time	Pos	Driver	Ideal Lap	Best Lap
1	9 S.BUEMI	16.969	27 R.FRIJNS	24.639	9 S.BUEMI	20.365	1	9 S.BUEMI	1:01.998	1:01.998 (1)
2	25 J.VERGNE	17.024	37 J.LOPEZ	24.660	2 S.BIRD	20.929	2	37 J.LOPEZ	1:02.695	1:02.715 (2)
3	37 J.LOPEZ	17.053	9 S.BUEMI	24.664	25 J.VERGNE	20.946	3	25 J.VERGNE	1:02.728	1:03.039 (3)
4	11 L.DI GRASSI	17.221	4 S.SARRAZIN	24.731	19 F.ROSENQVIST	20.970	4	2 S.BIRD	1:02.960	1:03.068 (6)
5	2 S.BIRD	17.244	20 M.EVANS	24.732	37 J.LOPEZ	20.982	5	11 L.DI GRASSI	1:03.053	1:03.061 (4)
6	19 F.ROSENQVIST	17.261	25 J.VERGNE	24.758	11 L.DI GRASSI	20.983	6	19 F.ROSENQVIST	1:03.064	1:03.064 (5)
7	6 M.CONWAY	17.330	6 M.CONWAY	24.771	8 N.PROST	21.059	7	27 R.FRIJNS	1:03.225	1:03.451 (12)
8	66 D.ABT	17.334	2 S.BIRD	24.787	3 N.PIQUET JR	21.089	8	6 M.CONWAY	1:03.248	1:03.248 (7)
9	23 N.HEIDFELD	17.334	23 N.HEIDFELD	24.797	33 E.GUTIERREZ	21.145	9	20 M.EVANS	1:03.311	1:03.437 (11)
10	20 M.EVANS	17.353	19 F.ROSENQVIST	24.833	6 M.CONWAY	21.147	10	3 N.PIQUET JR	1:03.322	1:03.326 (8)
11	88 O.TURVEY	17.356	66 D.ABT	24.835	66 D.ABT	21.162	11	66 D.ABT	1:03.331	1:03.591 (13)
12	27 R.FRIJNS	17.363	3 N.PIQUET JR	24.836	28 A.DA COSTA	21.175	12	23 N.HEIDFELD	1:03.343	1:03.360 (9)
13	7 J.D'AMBROSIO	17.381	11 L.DI GRASSI	24.849	23 N.HEIDFELD	21.212	13	8 N.PROST	1:03.396	1:03.396 (10)
14	3 N.PIQUET JR	17.397	8 N.PROST	24.870	88 O.TURVEY	21.217	14	88 O.TURVEY	1:03.587	1:03.619 (14)
15	47 A.CARROLL	17.420	5 T.DILLMANN	24.896	27 R.FRIJNS	21.223	15	4 S.SARRAZIN	1:03.631	1:04.052 (19)
16	33 E.GUTIERREZ	17.420	88 O.TURVEY	25.014	20 M.EVANS	21.226	16	7 J.D'AMBROSIO	1:03.678	1:03.775 (15)
17	8 N.PROST	17.467	7 J.D'AMBROSIO	25.022	7 J.D'AMBROSIO	21.275	17	5 T.DILLMANN	1:03.697	1:03.864 (17)
18	5 T.DILLMANN	17.471	28 A.DA COSTA	25.066	5 T.DILLMANN	21.330	18	33 E.GUTIERREZ	1:03.704	1:03.888 (18)
19	28 A.DA COSTA	17.537	33 E.GUTIERREZ	25.139	47 A.CARROLL	21.333	19	28 A.DA COSTA	1:03.778	1:03.848 (16)
20	4 S.SARRAZIN	17.565	47 A.CARROLL	25.157	4 S.SARRAZIN	21.335	20	47 A.CARROLL	1:03.910	1:04.201 (20)



FIA Formula E Championship

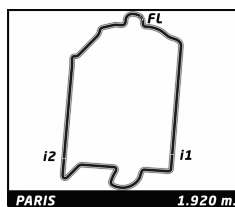
Round 6 - Paris ePrix

Non Qualifying Practice 1

Fastest Lap Sequence

Official Timekeeper 

Practice Time	Driver	Team	Car	Time	Kph	Lap
9:45.228	9 Sébastien BUEMI	Renault e.dams	Renault Z.E. 16	1:05.882	104.9	4
9:47.585	66 Daniel ABT	ABT Schaeffler Audi Sport	ABT Schaeffler FE02	1:05.871	104.9	4
13:30.486	3 Nelson PIQUET JR	NEXTEV NIO	NextEV TCR Formula 002	1:05.128	106.1	6
14:52.773	23 Nick HEIDFELD	Mahindra Racing	Mahindra M3Electro	1:04.980	106.4	7
15:46.653	3 Nelson PIQUET JR	NEXTEV NIO	NextEV TCR Formula 002	1:04.470	107.2	8
15:51.914	27 Robin FRIJNS	Andretti Formula E	Andretti ATEC-02	1:04.297	107.5	8
17:11.439	2 Sam BIRD	DS Virgin Racing	DS Virgin DSV-02	1:04.015	108.0	6
19:32.316	2 Sam BIRD	DS Virgin Racing	DS Virgin DSV-02	1:03.995	108.0	8
20:35.974	2 Sam BIRD	DS Virgin Racing	DS Virgin DSV-02	1:03.658	108.6	9
25:26.323	37 José Maria LOPEZ	DS Virgin Racing	DS Virgin DSV-02	1:03.657	108.6	12
27:35.466	37 José Maria LOPEZ	DS Virgin Racing	DS Virgin DSV-02	1:03.436	109.0	14
31:57.010	11 Lucas DI GRASSI	ABT Schaeffler Audi Sport	ABT Schaeffler FE02	1:03.397	109.0	22
32:57.732	9 Sébastien BUEMI	Renault e.dams	Renault Z.E. 16	1:03.388	109.0	16
35:18.176	9 Sébastien BUEMI	Renault e.dams	Renault Z.E. 16	1:03.166	109.4	18
38:52.758	25 Jean-Eric VERGNE	TECHEETAH	Renault Z.E. 16	1:03.039	109.6	24
40:13.003	37 José Maria LOPEZ	DS Virgin Racing	DS Virgin DSV-02	1:02.715	110.2	21
45:07.739	9 Sébastien BUEMI	Renault e.dams	Renault Z.E. 16	1:01.998	111.5	22



FIA Formula E Championship

Round 6 - Paris ePrix

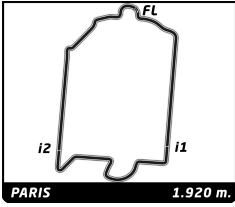
Non Qualifying Practice 1

Analysis

Official Timekeeper TAG Heuer

■ Personal Best
 ■ Session Best
 ■ B Crossing the finish line in pit lane

Lap	C	Time	Sector 1	Sector 2	Sector 3	Kph	Elapsed	Lap	Time	Sector 1	Sector 2	Sector 3	Kph	Elapsed
88		Oliver TURVEY				GBR								
		NEXTEV NIO		NextEV TCR Formula 002										
1	A	2:13.408	1:15.013	31.255	27.140	51.8	2:13.408							
2	A	5:45.787 B	26.941	42.685	4:36.161	20.0	7:59.195							
3	A	1:18.954	24.741	28.557	25.656	87.5	9:18.149							
4	A	1:18.199	22.060	31.280	24.859	88.4	10:36.348							
5	A	1:44.524	28.671	41.938	33.915	66.1	12:20.872							
6	A	1:07.697	18.792	26.187	22.718	102.1	13:28.569							
7	A	1:07.325	18.281	26.452	22.592	102.7	14:35.894							
8	A	1:05.867	18.225	25.767	21.875	104.9	15:41.761							
9	A	1:04.999	17.894	25.343	21.762	106.3	16:46.760							
10	A	1:04.938	17.860	25.341	21.737	106.4	17:51.698							
11	A	1:04.818	17.895	25.407	21.516	106.6	18:56.516							
12	A	1:06.450	17.843	25.493	23.114	104.0	20:02.966							
13	A	1:04.406	17.882	25.137	21.387	107.3	21:07.372							
14	A	1:10.950	19.116	28.561	23.273	97.4	22:18.322							
15	A	1:07.949	18.912	26.481	22.556	101.7	23:26.271							
16	A	1:06.065	18.284	25.625	22.156	104.6	24:32.336							
17	A	1:06.226	18.215	25.871	22.140	104.4	25:38.562							
18	A	1:05.798	18.105	25.585	22.108	105.0	26:44.360							
19	B	6:18.895 B	18.076	25.996	5:34.823	18.2	33:03.255							
20	B	1:14.772	23.063	28.338	23.371	92.4	34:18.027							
21	B	1:09.456	18.879	26.807	23.770	99.5	35:27.483							
22	B	1:03.995	17.624	25.133	21.238	108.0	36:31.478							
23	B	1:03.848	17.563	25.014	21.271	108.3	37:35.326							
24	B	1:07.802	17.377	25.093	25.332	101.9	38:43.128							
25	B	1:03.619	17.385	25.017	21.217	108.6	39:46.747							
26	B	1:11.173	20.759	28.275	22.139	97.1	40:57.920							
27	B	1:03.876	17.356	25.133	21.387	108.2	42:01.796							
28	B	1:09.390	18.296	27.784	23.310	99.6	43:11.186							
29	B	1:07.358	18.111	25.486	23.761	102.6	44:18.544							
30	B	1:05.600	18.044	25.549	22.007	105.4	45:24.144							



Round 6 - Paris ePrix

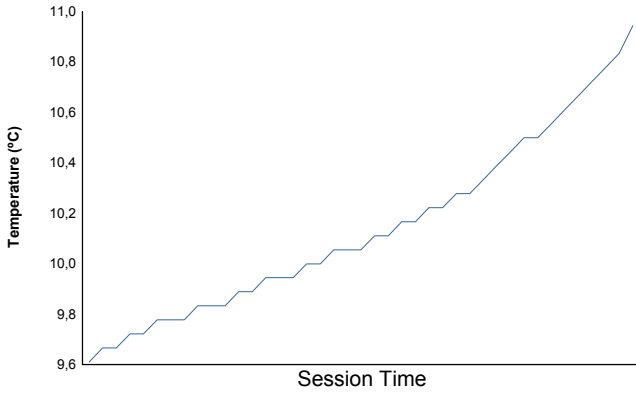
FIA Formula E Championship

Non Qualifying Practice 1

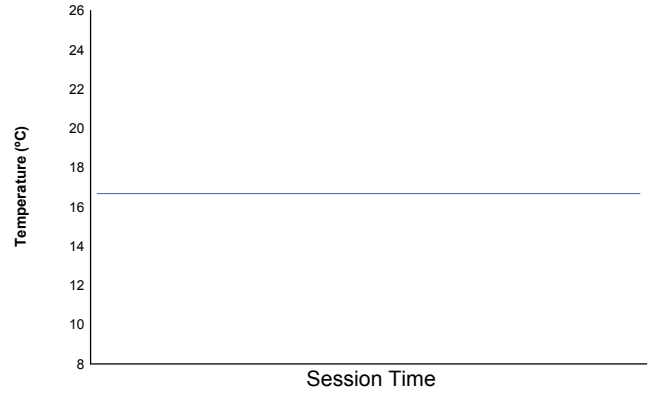
Weather Report

Official Timekeeper

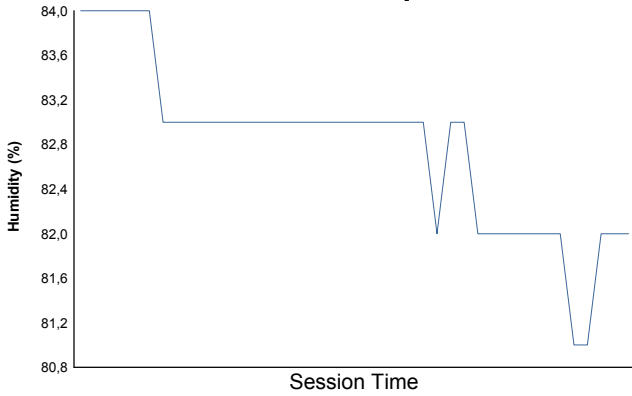
Air Temperature



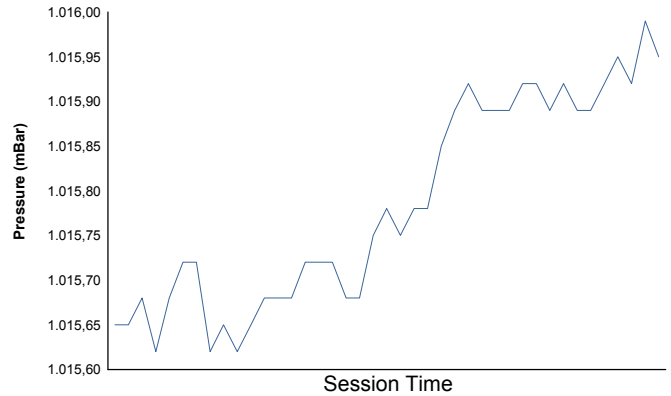
Track Temperature



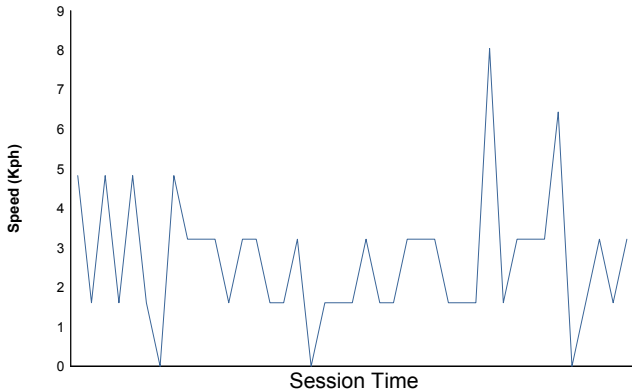
Humidity



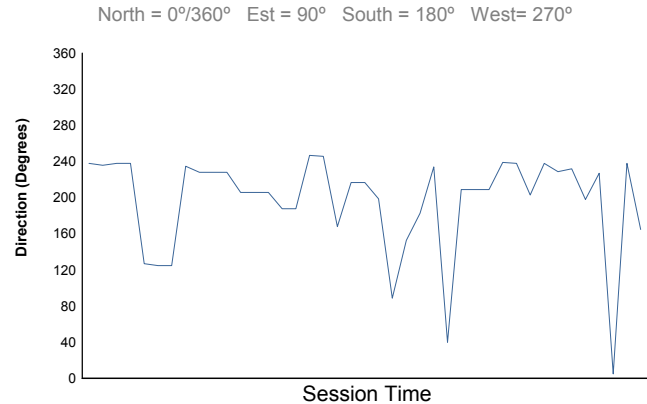
Pressure



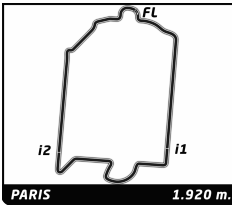
Wind Speed



Wind direction



Track Status: **DRY**



FIA Formula E Championship

Round 6 - Paris ePrix

Non Qualifying Practice 2

Classification

Official Timekeeper TAG Heuer

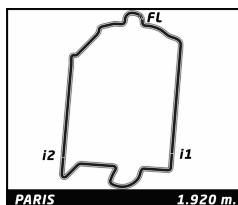
Nr.	Driver	Nat	Team	Car	Time	Lap Total	Gap	Kph
1	11 Lucas DI GRASSI	BRA	ABT Schaeffler Audi Sport	ABT Schaeffler FE02	1:01.359	20 21	- -	112.6
2	37 José María LOPEZ	ARG	DS Virgin Racing	DS Virgin DSV-02	1:01.559	15 20	+0.200 +0.200	112.3
3	9 Sébastien BUEMI	CHE	Renault e.dams	Renault Z.E. 16	1:01.581	18 20	+0.222 +0.022	112.2
4	66 Daniel ABT	DEU	ABT Schaeffler Audi Sport	ABT Schaeffler FE02	1:01.591	21 23	+0.232 +0.010	112.2
5	2 Sam BIRD	GBR	DS Virgin Racing	DS Virgin DSV-02	1:01.605	13 14	+0.246 +0.014	112.2
6	19 Felix ROSENQVIST	SWE	Mahindra Racing	Mahindra M3Electro	1:01.707	11 20	+0.348 +0.102	112.0
7	8 Nicolas PROST	FRA	Renault e.dams	Renault Z.E. 16	1:01.808	15 16	+0.449 +0.101	111.8
8	88 Oliver TURVEY	GBR	NEXTEV NIO	NextEV TCR Formula 002	1:01.923	15 19	+0.564 +0.115	111.6
9	25 Jean-Eric VERGNE	FRA	TECHEETAH	Renault Z.E. 16	1:02.031	16 20	+0.672 +0.108	111.4
10	27 Robin FRUJNS	NLD	Andretti Formula E	Andretti ATEC-02	1:02.271	14 17	+0.912 +0.240	111.0
11	3 Nelson PIQUET JR	BRA	NEXTEV NIO	NextEV TCR Formula 002	1:02.296	13 15	+0.937 +0.025	111.0
12	33 Esteban GUTIERREZ	MEX	TECHEETAH	Renault Z.E. 16	1:02.328	14 15	+0.969 +0.032	110.9
13	4 Stéphane SARRAZIN	FRA	Venturi Formula E Team	Venturi VM200-FE-02	1:02.419	17 22	+1.060 +0.091	110.7
14	20 Mitch EVANS	NZL	Panasonic Jaguar Racing	Jaguar I-Type 1	1:02.463	18 19	+1.104 +0.044	110.7
15	7 Jérôme D'AMBROSIO	BEL	Faraday Future Dragon Racing	Penske 701-EV	1:02.492	17 19	+1.133 +0.029	110.6
16	6 Mike CONWAY	GBR	Faraday Future Dragon Racing	Penske 701-EV	1:02.525	17 18	+1.166 +0.033	110.5
17	28 Antonio Felix DA COSTA	PRT	Andretti Formula E	Andretti ATEC-02	1:02.573	10 13	+1.214 +0.048	110.5
18	5 Tom DILLMANN	FRA	Venturi Formula E Team	Venturi VM200-FE-02	1:02.789	16 25	+1.430 +0.216	110.1
19	23 Nick HEIDFELD	DEU	Mahindra Racing	Mahindra M3Electro	1:02.929	8 14	+1.570 +0.140	109.8
20	47 Adam CARROLL	GBR	Panasonic Jaguar Racing	Jaguar I-Type 1	1:03.137	3 18	+1.778 +0.208	109.5

Fastest Lap	Lap 20	Lucas DI GRASSI	1:01.359	112.6 Kph
--------------------	--------	-----------------	-----------------	-----------

Published at:

Track Status: **DRY**

Race Director:	Timekeeper:
-----------------------	--------------------



FIA Formula E Championship

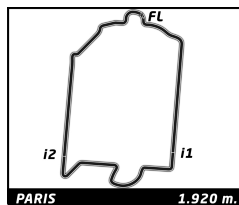
Round 6 - Paris ePrix

Non Qualifying Practice 2

Best Sector Times

Official Timekeeper

SECTOR 1			SECTOR 2		SECTOR 3					
Pos	Driver	Time	Driver	Time	Driver	Time	Pos	Driver	Ideal Lap	Best Lap
1	11 L.DI GRASSI	16.758	66 D.ABT	24.261	11 L.DI GRASSI	20.292	1	11 L.DI GRASSI	1:01.359	1:01.359 (1)
2	19 F.ROSENQVIST	16.782	11 L.DI GRASSI	24.309	2 S.BIRD	20.340	2	66 D.ABT	1:01.530	1:01.591 (4)
3	37 J.LOPEZ	16.809	37 J.LOPEZ	24.401	9 S.BUEMI	20.345	3	37 J.LOPEZ	1:01.559	1:01.559 (2)
4	9 S.BUEMI	16.828	9 S.BUEMI	24.408	37 J.LOPEZ	20.349	4	9 S.BUEMI	1:01.581	1:01.581 (3)
5	66 D.ABT	16.830	8 N.PROST	24.434	25 J.VERGNE	20.388	5	2 S.BIRD	1:01.605	1:01.605 (5)
6	25 J.VERGNE	16.831	2 S.BIRD	24.434	66 D.ABT	20.439	6	19 F.ROSENQVIST	1:01.707	1:01.707 (6)
7	2 S.BIRD	16.831	4 S.SARRAZIN	24.436	19 F.ROSENQVIST	20.473	7	25 J.VERGNE	1:01.724	1:02.031 (9)
8	8 N.PROST	16.849	19 F.ROSENQVIST	24.452	8 N.PROST	20.525	8	8 N.PROST	1:01.808	1:01.808 (7)
9	88 O.TURVEY	16.857	27 R.FRIJNS	24.500	88 O.TURVEY	20.560	9	88 O.TURVEY	1:01.923	1:01.923 (8)
10	20 M.EVANS	16.875	25 J.VERGNE	24.505	33 E.GUTIERREZ	20.608	10	3 N.PIQUET JR	1:02.254	1:02.296 (11)
11	3 N.PIQUET JR	16.914	88 O.TURVEY	24.506	27 R.FRIJNS	20.613	11	27 R.FRIJNS	1:02.271	1:02.271 (10)
12	47 A.CARROLL	16.935	33 E.GUTIERREZ	24.570	28 A.DA COSTA	20.661	12	33 E.GUTIERREZ	1:02.328	1:02.328 (12)
13	5 T.DILLMANN	16.979	3 N.PIQUET JR	24.597	7 J.D'AMBROSIO	20.712	13	4 S.SARRAZIN	1:02.419	1:02.419 (13)
14	7 J.D'AMBROSIO	17.019	23 N.HEIDFELD	24.627	23 N.HEIDFELD	20.715	14	7 J.D'AMBROSIO	1:02.425	1:02.492 (15)
15	6 M.CONWAY	17.039	28 A.DA COSTA	24.627	3 N.PIQUET JR	20.743	15	20 M.EVANS	1:02.463	1:02.463 (14)
16	33 E.GUTIERREZ	17.150	7 J.D'AMBROSIO	24.694	47 A.CARROLL	20.772	16	47 A.CARROLL	1:02.506	1:03.137 (20)
17	27 R.FRIJNS	17.158	6 M.CONWAY	24.710	5 T.DILLMANN	20.776	17	6 M.CONWAY	1:02.525	1:02.525 (16)
18	4 S.SARRAZIN	17.164	20 M.EVANS	24.711	6 M.CONWAY	20.776	18	28 A.DA COSTA	1:02.573	1:02.573 (17)
19	23 N.HEIDFELD	17.258	47 A.CARROLL	24.799	4 S.SARRAZIN	20.819	19	23 N.HEIDFELD	1:02.600	1:02.929 (19)
20	28 A.DA COSTA	17.285	5 T.DILLMANN	24.876	20 M.EVANS	20.877	20	5 T.DILLMANN	1:02.631	1:02.789 (18)



FIA Formula E Championship

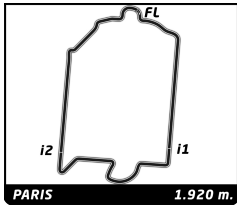
Round 6 - Paris ePrix

Non Qualifying Practice 2

Fastest Lap Sequence

Official Timekeeper 

Practice Time	Driver	Team	Car	Time	Kph	Lap
2:27.004	8 Nicolas PROST	Renault e.dams	Renault Z.E. 16	1:06.642	103.7	2
3:30.409	8 Nicolas PROST	Renault e.dams	Renault Z.E. 16	1:03.405	109.0	3
3:40.970	2 Sam BIRD	DS Virgin Racing	DS Virgin DSV-02	1:02.652	110.3	3
4:02.106	19 Felix ROSENQVIST	Mahindra Racing	Mahindra M3Electro	1:02.311	110.9	3
19:30.139	19 Felix ROSENQVIST	Mahindra Racing	Mahindra M3Electro	1:01.707	112.0	11
22:58.591	37 José Maria LOPEZ	DS Virgin Racing	DS Virgin DSV-02	1:01.559	112.3	15
29:43.387	11 Lucas DI GRASSI	ABT Schaeffler Audi Sport	ABT Schaeffler FE02	1:01.359	112.6	20



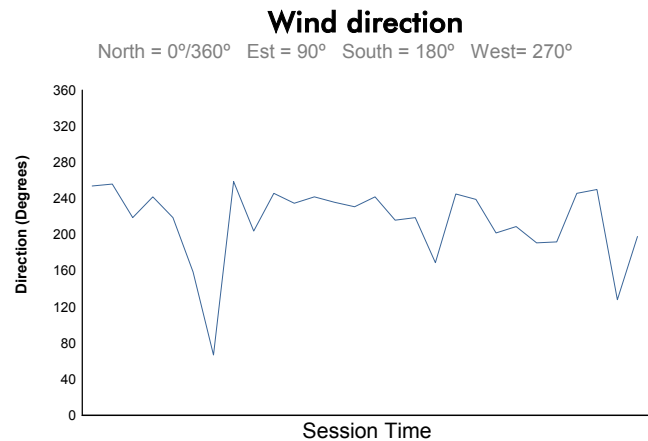
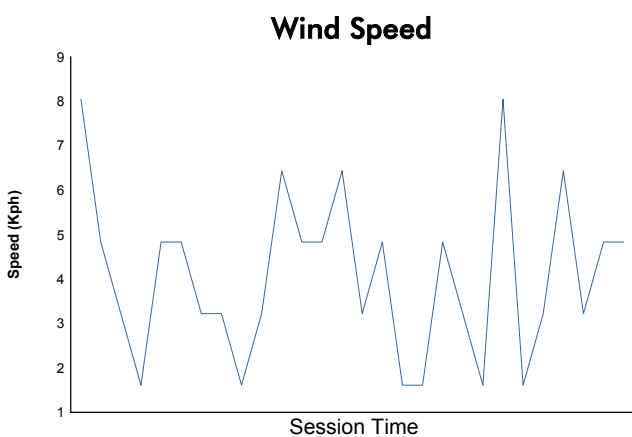
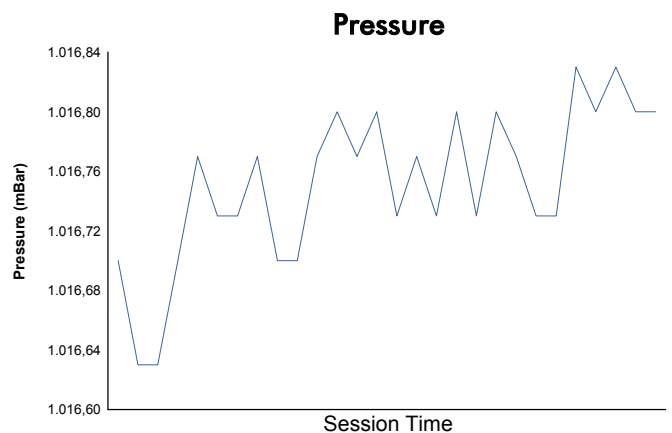
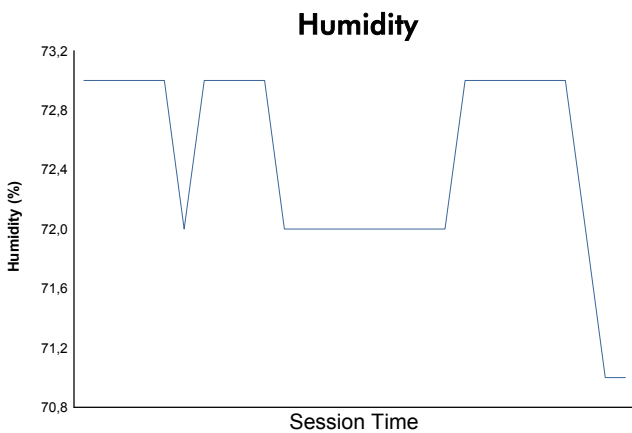
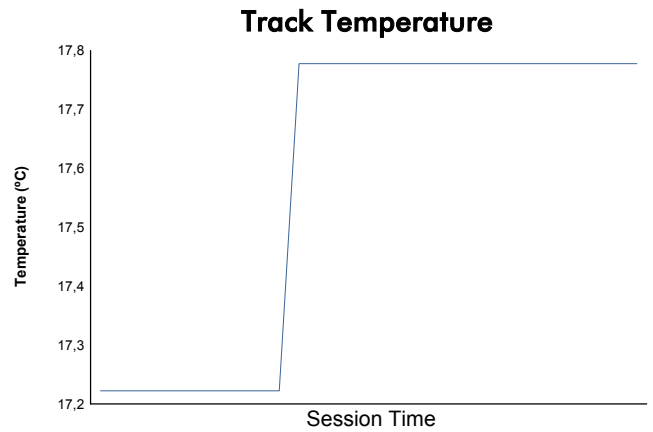
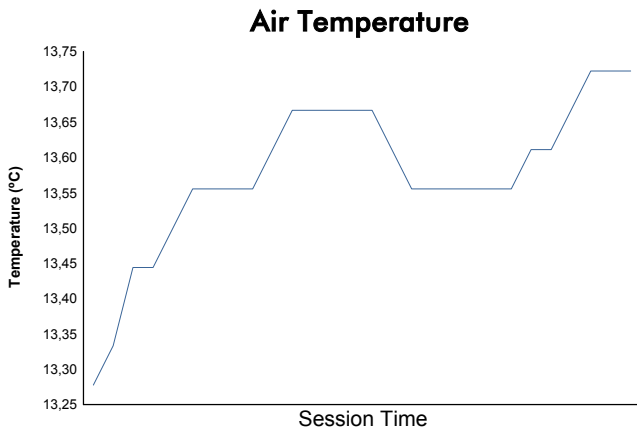
Round 6 - Paris ePrix

FIA Formula E Championship

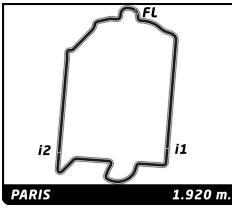
Non Qualifying Practice 2

Weather Report

Official Timekeeper



Track Status: **DRY**



FIA Formula E Championship

Round 6 - Paris ePrix

Qualifying Group 1

Classification

Official Timekeeper TAGHeuer

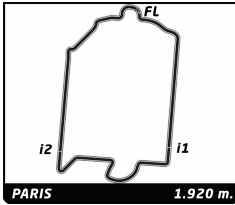
Nr.	Driver	Nat	Team	Car	Time	Lap	Total	Gap	Kph
1	9 Sébastien BUEMI	CHE	Renault e.dams	Renault Z.E. 16	1:02.171	3	3	-	- 111.2
2	19 Felix ROSENQVIST	SWE	Mahindra Racing	Mahindra M3Electro	1:02.617	3	3	+0.446	+0.446 110.4
3	11 Lucas DI GRASSI	BRA	ABT Schaeffler Audi Sport	ABT Schaeffler FE02	1:02.840	3	3	+0.669	+0.223 110.0
4	66 Daniel ABT	DEU	ABT Schaeffler Audi Sport	ABT Schaeffler FE02	1:03.071	3	3	+0.900	+0.231 109.6
5	2 Sam BIRD	GBR	DS Virgin Racing	DS Virgin DSV-02	1:03.573	3	3	+1.402	+0.502 108.7

Fastest Lap	Lap 3	Sébastien BUEMI	1:02.171	111.2 Kph
--------------------	-------	-----------------	-----------------	-----------

Published at:

Track Status: **DRY**

Race Director:	Timekeeper:
-----------------------	--------------------



FIA Formula E Championship

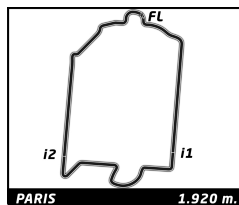
Round 6 - Paris ePrix

Qualifying Group 1

Best Sector Times

Official Timekeeper 

SECTOR 1			SECTOR 2		SECTOR 3		Pos	Driver	Ideal Lap	Best Lap	
Pos	Driver	Time	Driver	Time	Driver	Time					
1	11 L.DI GRASSI	16.975	9 S.BUEMI	24.743	9 S.BUEMI	20.359	1	9 S.BUEMI	1:02.171	1:02.171	(1)
2	9 S.BUEMI	17.069	19 F.ROSENQVIST	24.763	66 D.ABT	20.621	2	19 F.ROSENQVIST	1:02.617	1:02.617	(2)
3	19 F.ROSENQVIST	17.176	66 D.ABT	24.956	19 F.ROSENQVIST	20.678	3	11 L.DI GRASSI	1:02.840	1:02.840	(3)
4	2 S.BIRD	17.271	11 L.DI GRASSI	25.074	11 L.DI GRASSI	20.791	4	66 D.ABT	1:03.071	1:03.071	(4)
5	66 D.ABT	17.494	2 S.BIRD	25.457	2 S.BIRD	20.845	5	2 S.BIRD	1:03.573	1:03.573	(5)



FIA Formula E Championship

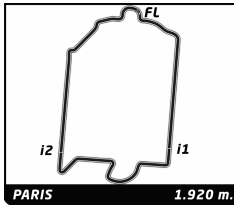
Round 6 - Paris ePrix

Qualifying Group 1

Fastest Lap Sequence

Official Timekeeper 

Practice Time	Driver	Team	Car	Time	Kph	Lap
4:59.031	2 Sam BIRD	DS Virgin Racing	DS Virgin DSV-02	1:13.169	94.5	2
5:10.135	19 Felix ROSENQVIST	Mahindra Racing	Mahindra M3Electro	1:09.368	99.6	2
5:38.348	11 Lucas DI GRASSI	ABT Schaeffler Audi Sport	ABT Schaeffler FE02	1:05.219	106.0	2
6:02.604	2 Sam BIRD	DS Virgin Racing	DS Virgin DSV-02	1:03.573	108.7	3
6:12.752	19 Felix ROSENQVIST	Mahindra Racing	Mahindra M3Electro	1:02.617	110.4	3
6:18.647	9 Sébastien BUEMI	Renault e.dams	Renault Z.E. 16	1:02.171	111.2	3



FIA Formula E Championship

Round 6 - Paris ePrix

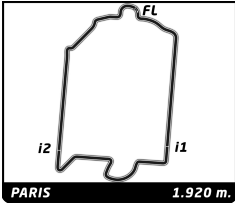
Qualifying Group 1

Analysis

Official Timekeeper TAG Heuer

■ Personal Best
 ■ Session Best
 ■ B Crossing the finish line in pit lane

Lap	C	Time	Sector 1	Sector 2	Sector 3	Kph	Elapsed	Lap	Time	Sector 1	Sector 2	Sector 3	Kph	Elapsed	
2		Sam BIRD													GBR
		DS Virgin Racing								DS Virgin DSV-02					
1	B	3:45.862	2:55.201	26.669	23.992	30.6	3:45.862								
2	B	1:13.169	19.299	27.003	26.867	94.5	4:59.031								
3	B	1:03.573	17.271	25.457	20.845	108.7	6:02.604								
9		Sébastien BUEMI													CHE
		Renault e.dams								Renault Z.E. 16					
1	B	4:04.175	3:09.401	28.977	25.797	28.3	4:04.175								
2	B	1:12.301	20.792	27.856	23.653	95.6	5:16.476								
3	B	1:02.171	17.069	24.743	20.359	111.2	6:18.647								
11		Lucas DI GRASSI													BRA
		ABT Schaeffler Audi Sport								ABT Schaeffler FE02					
1	B	4:33.129	3:44.212	26.837	22.080	25.3	4:33.129								
2	B	1:05.219	17.712	25.544	21.963	106.0	5:38.348								
3	B	1:02.840	16.975	25.074	20.791	110.0	6:41.188								
19		Felix ROSENQVIST													SWE
		Mahindra Racing								Mahindra M3Electro					
1	A	4:00.767	3:05.093	30.080	25.594	28.7	4:00.767								
2	A	1:09.368	17.993	27.843	23.532	99.6	5:10.135								
3	A	1:02.617	17.176	24.763	20.678	110.4	6:12.752								
66		Daniel ABT													DEU
		ABT Schaeffler Audi Sport								ABT Schaeffler FE02					
1	A	4:13.916	3:20.383	27.337	26.196	27.2	4:13.916								
2	A	1:12.680	17.893	27.008	27.779	95.1	5:26.596								
3	A	1:03.071	17.494	24.956	20.621	109.6	6:29.667								



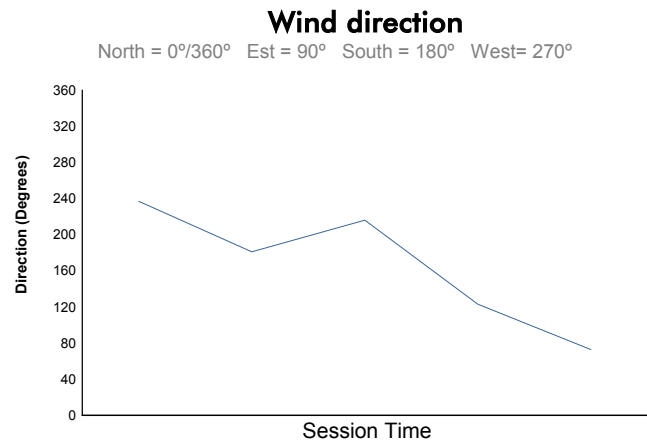
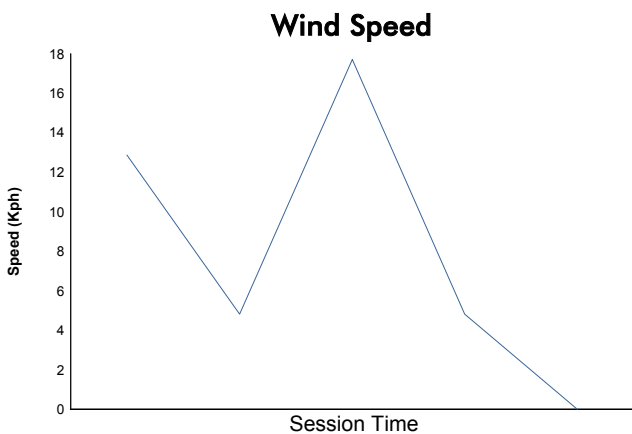
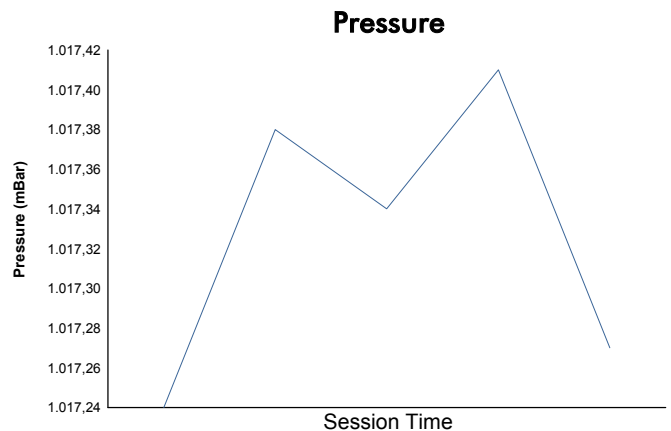
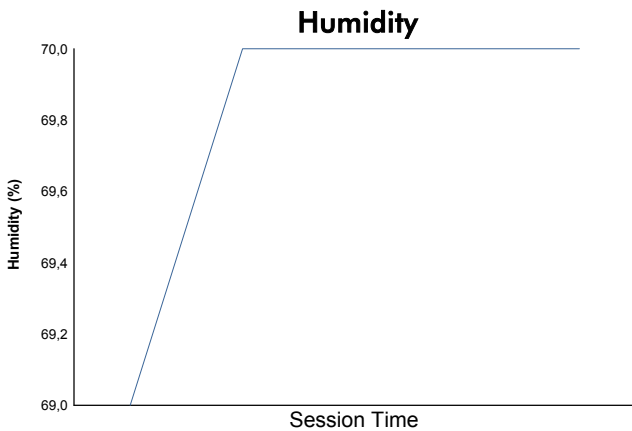
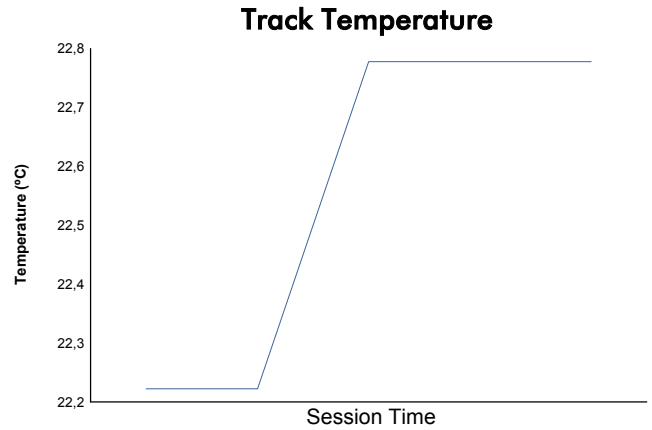
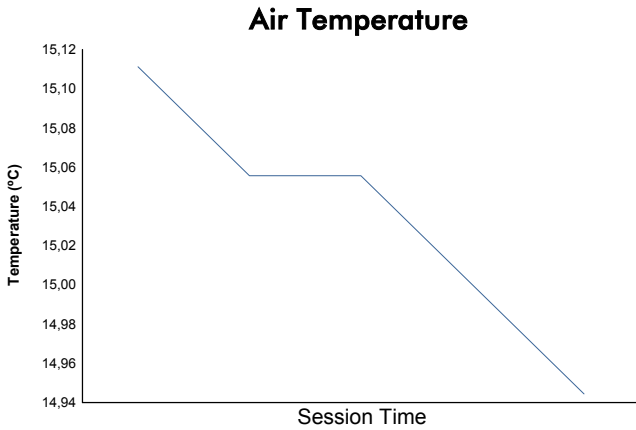
Round 6 - Paris ePrix

FIA Formula E Championship

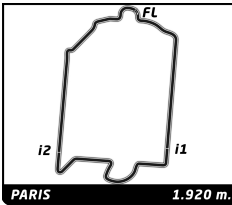
Qualifying Group 1

Weather Report

Official Timekeeper



Track Status: **DRY**



FIA Formula E Championship

Round 6 - Paris ePrix

Qualifying Group 2

Classification

Official Timekeeper TAGHeuer

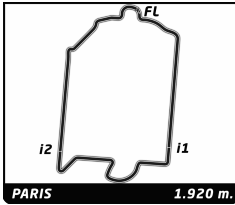
Nr.	Driver	Nat	Team	Car	Time	Lap	Total	Gap	Kph
1	37 José Maria LOPEZ	ARG	DS Virgin Racing	DS Virgin DSV-02	1:02.459	3	3	-	- 110.7
2	20 Mitch EVANS	NZL	Panasonic Jaguar Racing	Jaguar I-Type 1	1:02.687	3	3	+0.228	+0.228 110.3
3	8 Nicolas PROST	FRA	Renault e.dams	Renault Z.E. 16	1:02.746	3	3	+0.287	+0.059 110.2
4	6 Mike CONWAY	GBR	Faraday Future Dragon Racing	Penske 701-EV	1:02.808	3	3	+0.349	+0.062 110.0
5	3 Nelson PIQUET JR	BRA	NEXTEV NIO	NextEV TCR Formula 002	1:02.810	3	3	+0.351	+0.002 110.0

Fastest Lap	Lap 3	José Maria LOPEZ	1:02.459	110.7 Kph
--------------------	-------	------------------	-----------------	-----------

Published at:

Track Status: **DRY**

Race Director:	Timekeeper:
-----------------------	--------------------



FIA Formula E Championship

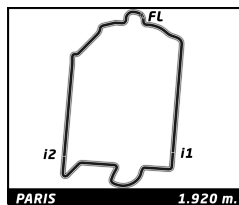
Round 6 - Paris ePrix

Qualifying Group 2

Best Sector Times

Official Timekeeper 

SECTOR 1			SECTOR 2		SECTOR 3		Pos	Driver	Ideal Lap	Best Lap	
Pos	Driver	Time	Driver	Time	Driver	Time					
1	20 M.EVANS	16.920	37 J.LOPEZ	24.767	37 J.LOPEZ	20.636	1	37 J.LOPEZ	1:02.459	1:02.459	(1)
2	37 J.LOPEZ	17.056	6 M.CONWAY	24.860	8 N.PROST	20.722	2	20 M.EVANS	1:02.687	1:02.687	(2)
3	6 M.CONWAY	17.101	8 N.PROST	24.874	3 N.PIQUET JR	20.747	3	8 N.PROST	1:02.746	1:02.746	(3)
4	3 N.PIQUET JR	17.110	20 M.EVANS	24.887	6 M.CONWAY	20.847	4	6 M.CONWAY	1:02.808	1:02.808	(4)
5	8 N.PROST	17.150	3 N.PIQUET JR	24.953	20 M.EVANS	20.880	5	3 N.PIQUET JR	1:02.810	1:02.810	(5)



FIA Formula E Championship

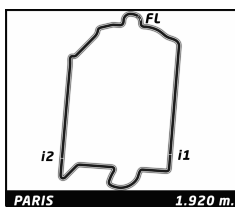
Round 6 - Paris ePrix

Qualifying Group 2

Fastest Lap Sequence

Official Timekeeper 

Practice Time	Driver	Team	Car	Time	Kph	Lap
2:34.008	8 Nicolas PROST	Renault e.dams	Renault Z.E. 16	1:13.210	94.4	2
2:37.118	37 José Maria LOPEZ	DS Virgin Racing	DS Virgin DSV-02	1:07.878	101.8	2
2:59.310	3 Nelson PIQUET JR	NEXTEV NIO	NextEV TCR Formula 002	1:06.952	103.2	2
3:36.754	8 Nicolas PROST	Renault e.dams	Renault Z.E. 16	1:02.746	110.2	3
3:39.577	37 José Maria LOPEZ	DS Virgin Racing	DS Virgin DSV-02	1:02.459	110.7	3



FIA Formula E Championship

Round 6 - Paris ePrix

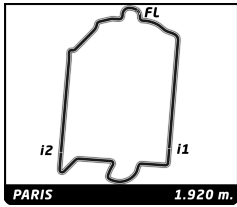
Qualifying Group 2

Analysis

Official Timekeeper TAG Heuer

■ Personal Best
 ■ Session Best
 ■ B Crossing the finish line in pit lane

Lap	C	Time	Sector 1	Sector 2	Sector 3	Kph	Elapsed	Lap	Time	Sector 1	Sector 2	Sector 3	Kph	Elapsed
3		Nelson PIQUET JR			BRA									
		NEXTEV NIO			NextEV TCR Formula 002									
1	A	1:52.358	1:01.829	27.211	23.318	61.5	1:52.358							
2	A	1:06.952	18.431	26.432	22.089	103.2	2:59.310							
3	A	1:02.810	17.110	24.953	20.747	110.0	4:02.120							
6		Mike CONWAY			GBR									
		Faraday Future Dragon Racing			Penske 701-EV									
1	B	1:31.574	39.164	29.585	22.825	75.5	1:31.574							
2	B	1:09.004	18.322	27.536	23.146	100.2	2:40.578							
3	B	1:02.808	17.101	24.860	20.847	110.0	3:43.386							
8		Nicolas PROST			FRA									
		Renault e.dams			Renault Z.E. 16									
1	A	1:20.798	31.674	26.749	22.375	85.5	1:20.798							
2	A	1:13.210	18.967	27.291	26.952	94.4	2:34.008							
3	A	1:02.746	17.150	24.874	20.722	110.2	3:36.754							
20		Mitch EVANS			NZL									
		Panasonic Jaguar Racing			Jaguar I-Type 1									
1	B	2:27.747	1:32.270	29.803	25.674	46.8	2:27.747							
2	B	1:07.670	18.949	26.432	22.289	102.1	3:35.417							
3	B	1:02.687	16.920	24.887	20.880	110.3	4:38.104							
37		José Maria LOPEZ			ARG									
		DS Virgin Racing			DS Virgin DSV-02									
1	B	1:29.240	33.901	29.693	25.646	77.5	1:29.240							
2	B	1:07.878	18.807	26.183	22.888	101.8	2:37.118							
3	B	1:02.459	17.056	24.767	20.636	110.7	3:39.577							



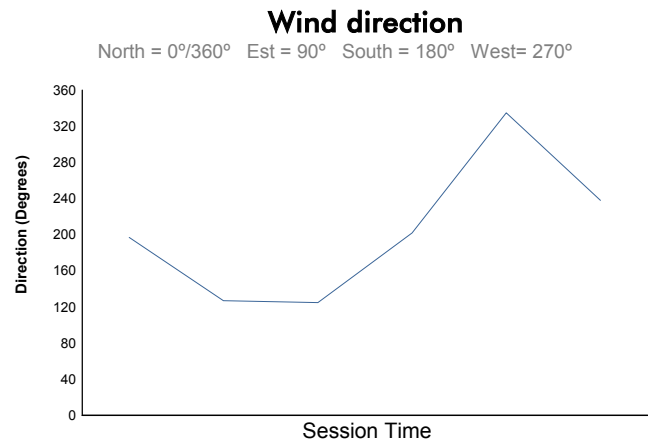
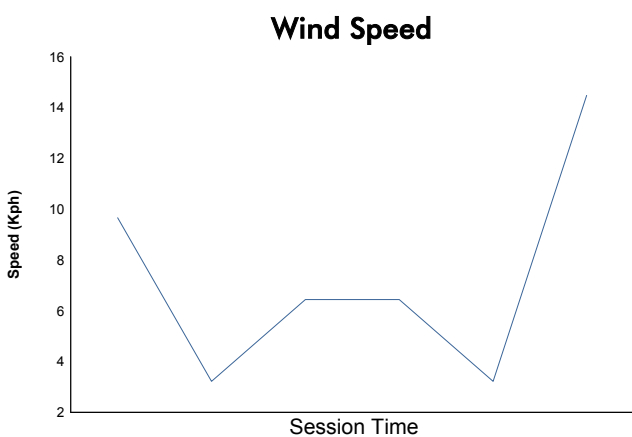
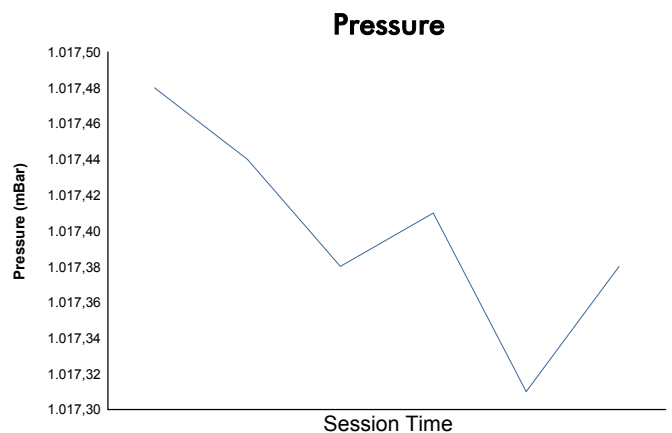
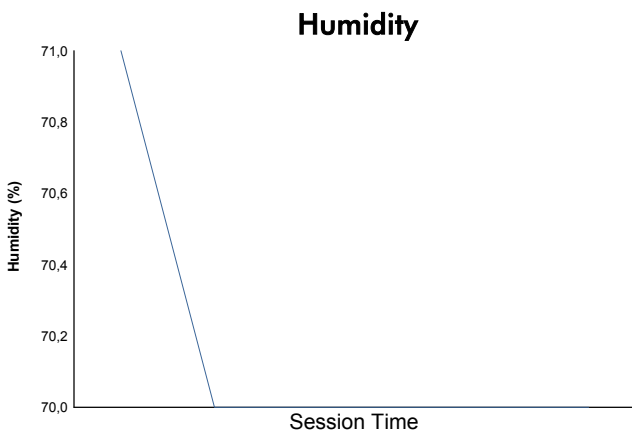
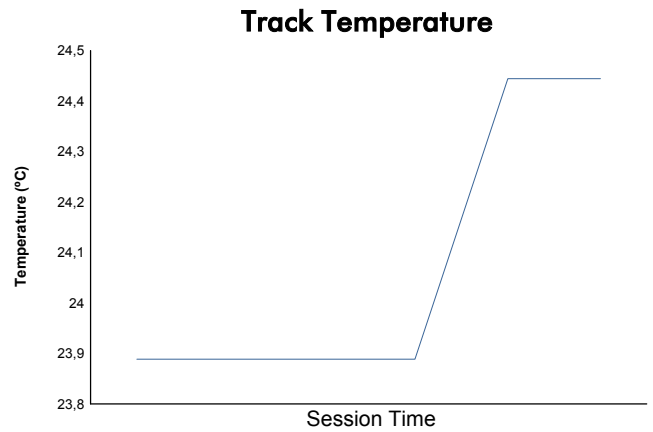
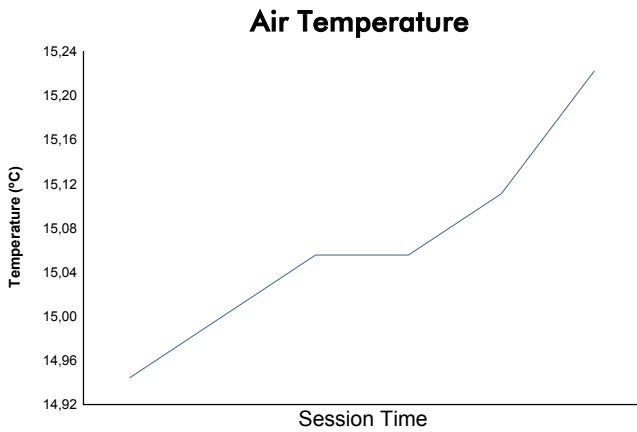
Round 6 - Paris ePrix

FIA Formula E Championship

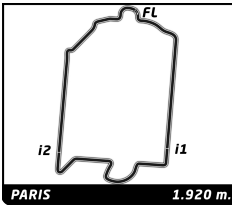
Qualifying Group 2

Weather Report

Official Timekeeper



Track Status: **DRY**



FIA Formula E Championship

Round 6 - Paris ePrix

Qualifying Group 3

Classification

Official Timekeeper 

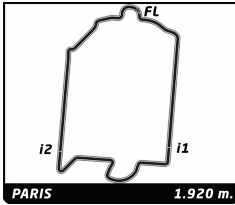
Nr.	Driver	Nat	Team	Car	Time	Lap	Total	Gap	Kph
1	25 Jean-Eric VERGNE	FRA	TECHEETAH	Renault Z.E. 16	1:02.274	3	3	-	- 111.0
2	88 Oliver TURVEY	GBR	NEXTEV NIO	NextEV TCR Formula 002	1:02.384	3	3	+0.110	+0.110 110.8
3	33 Esteban GUTIERREZ	MEX	TECHEETAH	Renault Z.E. 16	1:02.597	3	3	+0.323	+0.213 110.4
4	7 Jérôme D'AMBROSIO	BEL	Faraday Future Dragon Racing	Penske 701-EV	1:02.814	3	3	+0.540	+0.217 110.0
5	4 Stéphane SARRAZIN	FRA	Venturi Formula E Team	Venturi VM200-FE-02	1:06.121	2	3	+3.847	+3.307 104.5

Fastest Lap	Lap 3	Jean-Eric VERGNE	1:02.274	111.0 Kph
--------------------	-------	------------------	-----------------	-----------

Published at:

Track Status: **DRY**

Race Director:	Timekeeper:
-----------------------	--------------------



FIA Formula E Championship

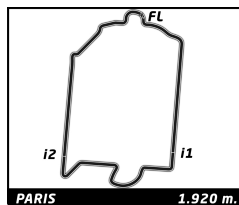
Round 6 - Paris ePrix

Qualifying Group 3

Best Sector Times

Official Timekeeper 

SECTOR 1			SECTOR 2		SECTOR 3						
Pos	Driver	Time	Driver	Time	Driver	Time	Pos	Driver	Ideal Lap	Best Lap	
1	33 E.GUTIERREZ	16.879	88 O.TURVEY	24.849	25 J.VERGNE	20.510	1	25 J.VERGNE	1:02.274	1:02.274	(1)
2	25 J.VERGNE	16.896	25 J.VERGNE	24.868	88 O.TURVEY	20.521	2	88 O.TURVEY	1:02.384	1:02.384	(2)
3	88 O.TURVEY	17.014	33 E.GUTIERREZ	24.960	7 J.D'AMBROSIO	20.734	3	33 E.GUTIERREZ	1:02.597	1:02.597	(3)
4	7 J.D'AMBROSIO	17.020	7 J.D'AMBROSIO	25.060	33 E.GUTIERREZ	20.758	4	7 J.D'AMBROSIO	1:02.814	1:02.814	(4)
5	4 S.SARRAZIN	17.213	4 S.SARRAZIN	25.421	4 S.SARRAZIN	21.641	5	4 S.SARRAZIN	1:04.275	1:06.121	(5)



FIA Formula E Championship

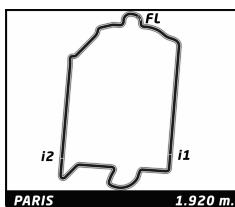
Round 6 - Paris ePrix

Qualifying Group 3

Fastest Lap Sequence

Official Timekeeper 

Practice Time	Driver	Team	Car	Time	Kph	Lap
2:33.505	7 Jérôme D'AMBROSIO	Faraday Future Dragon Racing	Penske 701-EV	1:09.629	99.3	2
2:50.218	4 Stéphane SARRAZIN	Venturi Formula E Team	Venturi VM200-FE-02	1:06.121	104.5	2
3:36.319	7 Jérôme D'AMBROSIO	Faraday Future Dragon Racing	Penske 701-EV	1:02.814	110.0	3
3:48.044	88 Oliver TURVEY	NEXTEV NIO	NextEV TCR Formula 002	1:02.384	110.8	3
4:16.122	25 Jean-Eric VERGNE	TECHEETAH	Renault Z.E. 16	1:02.274	111.0	3



FIA Formula E Championship

Round 6 - Paris ePrix

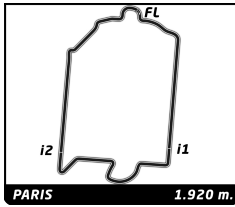
Qualifying Group 3

Analysis

Official Timekeeper TAG Heuer

■ Personal Best ■ Session Best B Crossing the finish line in pit lane

Lap	C	Time	Sector 1	Sector 2	Sector 3	Kph	Elapsed	Lap	Time	Sector 1	Sector 2	Sector 3	Kph	Elapsed
4 Stéphane SARRAZIN FRA														
Venturi Formula E Team Venturi VM200-FE-02														
1	A	1:44.097	55.376	26.199	22.522	66.4	1:44.097							
2	A	1:06.121	18.737	25.743	21.641	104.5	2:50.218							
3	A	1:31.050	17.213	25.421	48.416	75.9	4:21.268							
7 Jérôme D'AMBROSIO BEL														
Faraday Future Dragon Racing Penske 701-EV														
1	B	1:23.876	33.808	26.358	23.710	82.4	1:23.876							
2	B	1:09.629	18.414	26.169	25.046	99.3	2:33.505							
3	B	1:02.814	17.020	25.060	20.734	110.0	3:36.319							
25 Jean-Eric VERGNE FRA														
TECHEETAH Renault Z.E. 16														
1	B	2:04.787	1:12.211	26.515	26.061	55.4	2:04.787							
2	B	1:09.061	18.052	25.735	25.274	100.1	3:13.848							
3	B	1:02.274	16.896	24.868	20.510	111.0	4:16.122							
33 Esteban GUTIERREZ MEX														
TECHEETAH Renault Z.E. 16														
1	A	2:22.048	1:31.824	27.192	23.032	48.7	2:22.048							
2	A	1:07.290	18.029	25.550	23.711	102.7	3:29.338							
3	A	1:02.597	16.879	24.960	20.758	110.4	4:31.935							
88 Oliver TURVEY GBR														
NEXTEV NIO NextEV TCR Formula 002														
1	A	1:35.838	44.576	27.414	23.848	72.1	1:35.838							
2	A	1:09.822	19.516	26.437	23.869	99.0	2:45.660							
3	A	1:02.384	17.014	24.849	20.521	110.8	3:48.044							



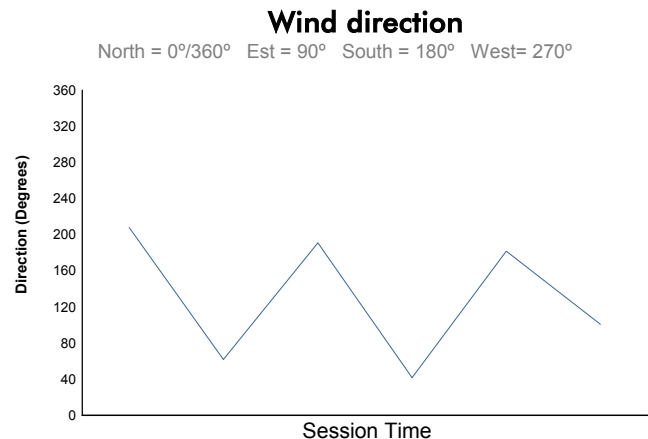
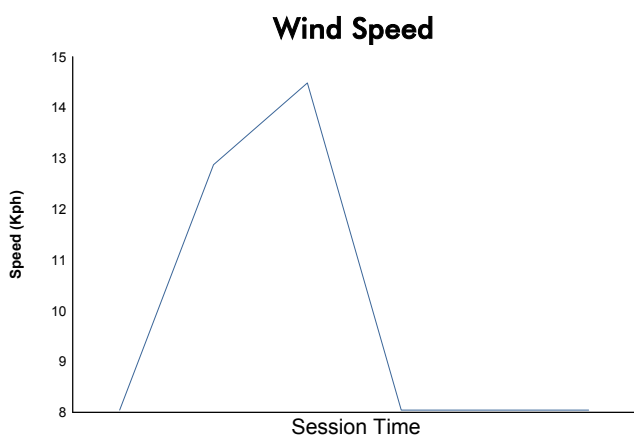
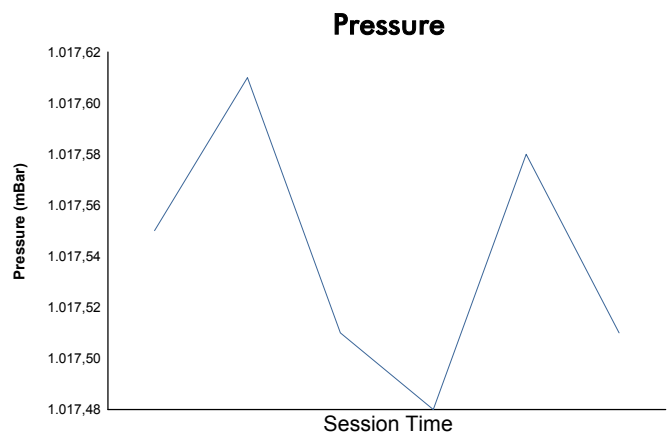
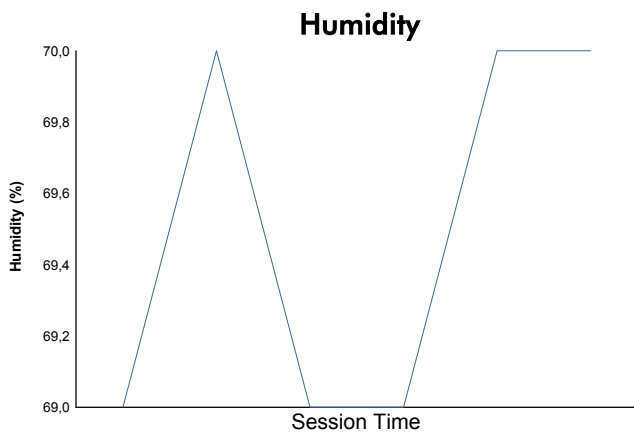
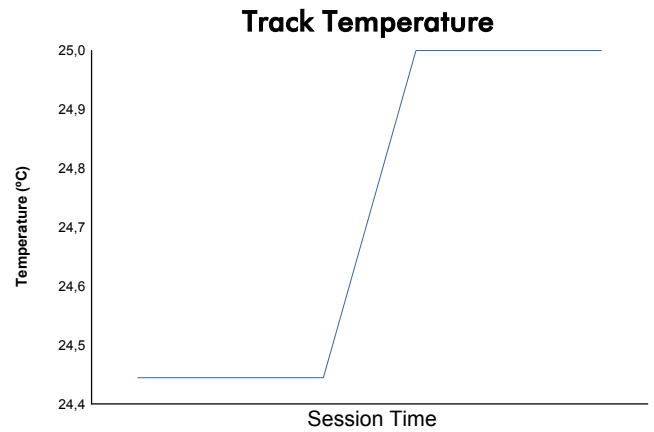
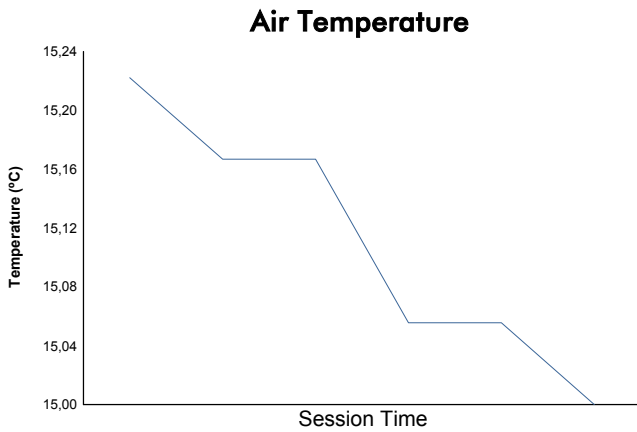
Round 6 - Paris ePrix

FIA Formula E Championship

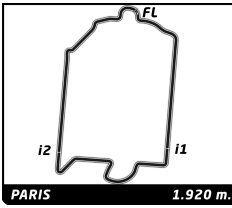
Qualifying Group 3

Weather Report

Official Timekeeper



Track Status: **DRY**



FIA Formula E Championship

Round 6 - Paris ePrix

Qualifying Group 4

Classification

Official Timekeeper 

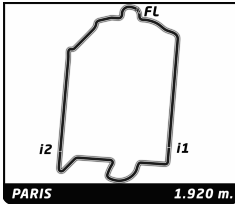
Nr.	Driver	Nat	Team	Car	Time	Lap	Total	Gap	Kph
1	23 Nick HEIDFELD	DEU	Mahindra Racing	Mahindra M3Electro	1:02.611	3	3	-	- 110.4
2	27 Robin FRIJNS	NLD	Andretti Formula E	Andretti ATEC-02	1:02.654	3	3	+0.043	+0.043 110.3
3	5 Tom DILLMANN	FRA	Venturi Formula E Team	Venturi VM200-FE-02	1:03.024	3	3	+0.413	+0.370 109.7
4	28 Antonio Felix DA COSTA	PRT	Andretti Formula E	Andretti ATEC-02	1:03.268	3	3	+0.657	+0.244 109.2
5	47 Adam CARROLL	GBR	Panasonic Jaguar Racing	Jaguar I-Type 1	1:03.771	3	3	+1.160	+0.503 108.4

Fastest Lap	Lap 3	Nick HEIDFELD	1:02.611	110.4 Kph
--------------------	-------	---------------	-----------------	-----------

Published at:

Track Status: **DRY**

Race Director:	Timekeeper:
-----------------------	--------------------



FIA Formula E Championship

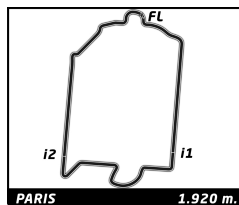
Round 6 - Paris ePrix

Qualifying Group 4

Best Sector Times

Official Timekeeper 

SECTOR 1			SECTOR 2		SECTOR 3		Pos	Driver	Ideal Lap	Best Lap	
Pos	Driver	Time	Driver	Time	Driver	Time					
1	27 R.FRIJNS	17.126	23 N.HEIDFELD	24.640	23 N.HEIDFELD	20.721	1	23 N.HEIDFELD	1:02.611	1:02.611	(1)
2	23 N.HEIDFELD	17.250	27 R.FRIJNS	24.681	5 T.DILLMANN	20.728	2	27 R.FRIJNS	1:02.654	1:02.654	(2)
3	47 A.CARROLL	17.272	5 T.DILLMANN	24.934	27 R.FRIJNS	20.847	3	5 T.DILLMANN	1:03.024	1:03.024	(3)
4	5 T.DILLMANN	17.362	28 A.DA COSTA	24.945	28 A.DA COSTA	20.859	4	28 A.DA COSTA	1:03.268	1:03.268	(4)
5	28 A.DA COSTA	17.464	47 A.CARROLL	25.225	47 A.CARROLL	21.274	5	47 A.CARROLL	1:03.771	1:03.771	(5)



FIA Formula E Championship

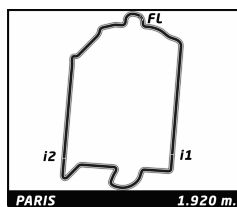
Round 6 - Paris ePrix

Qualifying Group 4

Fastest Lap Sequence

Official Timekeeper 

Practice Time	Driver	Team	Car	Time	Kph	Lap
2:41.288	5 Tom DILLMANN	Venturi Formula E Team	Venturi VM200-FE-02	1:10.135	98.6	2
2:59.621	27 Robin FRIJNS	Andretti Formula E	Andretti ATEC-02	1:05.518	105.5	2
3:44.312	5 Tom DILLMANN	Venturi Formula E Team	Venturi VM200-FE-02	1:03.024	109.7	3
4:02.275	27 Robin FRIJNS	Andretti Formula E	Andretti ATEC-02	1:02.654	110.3	3
6:31.239	23 Nick HEIDFELD	Mahindra Racing	Mahindra M3Electro	1:02.611	110.4	3



FIA Formula E Championship

Round 6 - Paris ePrix

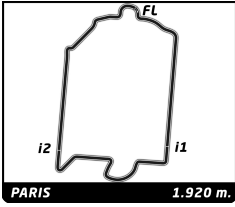
Qualifying Group 4

Analysis

Official Timekeeper TAG Heuer

■ Personal Best
 ■ Session Best
 ■ B Crossing the finish line in pit lane

Lap	C	Time	Sector 1	Sector 2	Sector 3	Kph	Elapsed	Lap	Time	Sector 1	Sector 2	Sector 3	Kph	Elapsed
5		Tom DILLMANN			FRA									
		Venturi Formula E Team			Venturi VM200-FE-02									
1	B	1:31.153	39.816	26.731	24.606	75.8	1:31.153							
2	B	1:10.135	18.788	26.513	24.834	98.6	2:41.288							
3	B	1:03.024	17.362	24.934	20.728	109.7	3:44.312							
23		Nick HEIDFELD			DEU									
		Mahindra Racing			Mahindra M3Electro									
1	B	4:11.534	3:21.614	26.356	23.564	27.5	4:11.534							
2	B	1:17.094	20.800	30.037	26.257	89.7	5:28.628							
3	B	1:02.611	17.250	24.640	20.721	110.4	6:31.239							
27		Robin FRIJNS			NLD									
		Andretti Formula E			Andretti ATEC-02									
1	B	1:54.103	1:00.942	28.376	24.785	60.6	1:54.103							
2	B	1:05.518	18.826	25.329	21.363	105.5	2:59.621							
3	B	1:02.654	17.126	24.681	20.847	110.3	4:02.275							
28		Antonio Felix DA COSTA			PRT									
		Andretti Formula E			Andretti ATEC-02									
1	A	1:33.316	41.250	26.325	25.741	74.1	1:33.316							
2	A	1:10.893	18.468	27.750	24.675	97.5	2:44.209							
3	A	1:03.268	17.464	24.945	20.859	109.2	3:47.477							
47		Adam CARROLL			GBR									
		Panasonic Jaguar Racing			Jaguar I-Type 1									
1	B	2:04.969	1:13.843	27.451	23.675	55.3	2:04.969							
2	B	1:09.429	19.144	27.541	22.744	99.6	3:14.398							
3	B	1:03.771	17.272	25.225	21.274	108.4	4:18.169							



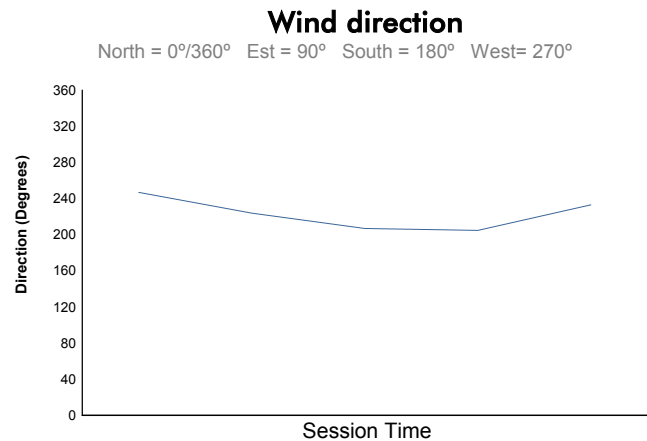
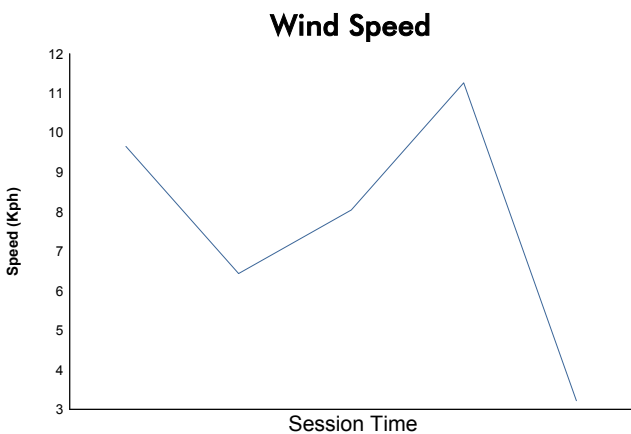
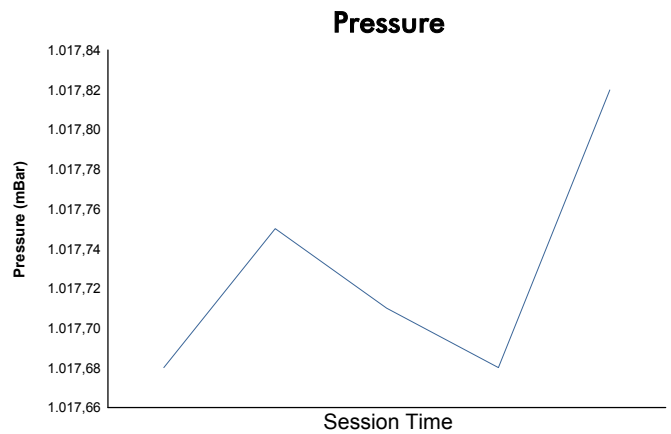
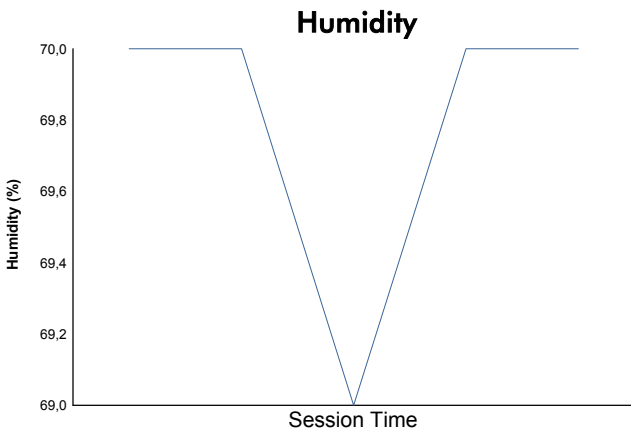
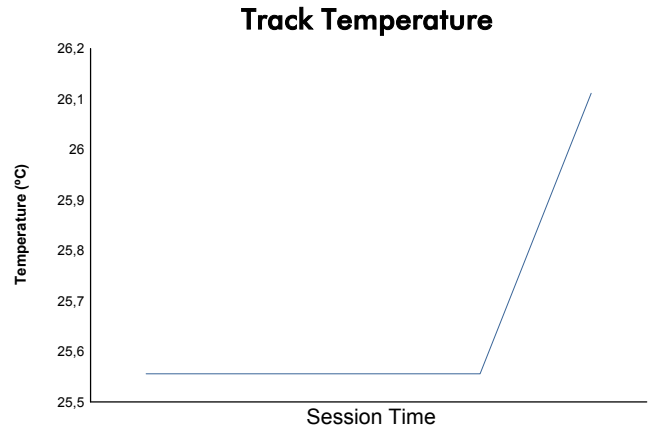
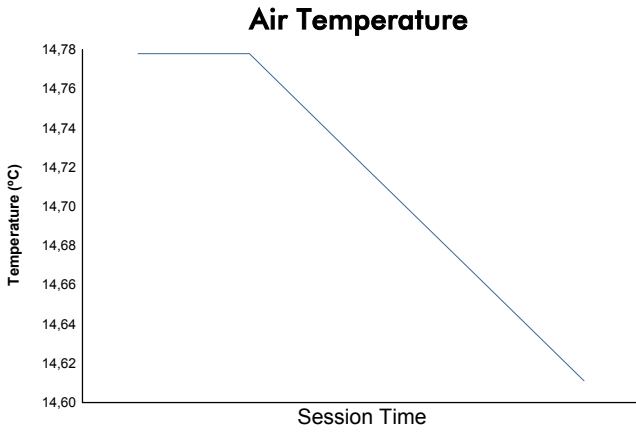
Round 6 - Paris ePrix

FIA Formula E Championship

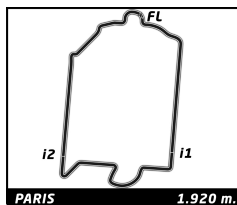
Qualifying Group 4

Weather Report

Official Timekeeper



Track Status: **DRY**



FIA Formula E Championship

Round 6 - Paris ePrix

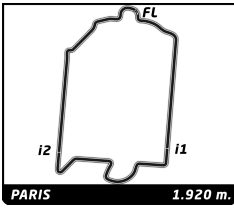
Qualifying Groups

Classification

Official Timekeeper 

Nr.	Driver	NAT	Team	Time	Gap	Session
1	9 Sébastien BUEMI	CHE	Renault e.dams	1:02.171		Qualifying Group 1
2	25 Jean-Eric VERGNE	FRA	TECHEETAH	1:02.274	0.103	0.103 Qualifying Group 3
3	88 Oliver TURVEY	GBR	NEXTEV NIO	1:02.384	0.213	0.110 Qualifying Group 3
4	37 José Maria LOPEZ	ARG	DS Virgin Racing	1:02.459	0.288	0.075 Qualifying Group 2
5	33 Esteban GUTIERREZ	MEX	TECHEETAH	1:02.597	0.426	0.138 Qualifying Group 3
6	23 Nick HEIDFELD	DEU	Mahindra Racing	1:02.611	0.440	0.014 Qualifying Group 4
7	19 Felix ROSENQVIST	SWE	Mahindra Racing	1:02.617	0.446	0.006 Qualifying Group 1
8	27 Robin FRIJNS	NLD	Andretti Formula E	1:02.654	0.483	0.037 Qualifying Group 4
9	20 Mitch EVANS	NZL	Panasonic Jaguar Racing	1:02.687	0.516	0.033 Qualifying Group 2
10	8 Nicolas PROST	FRA	Renault e.dams	1:02.746	0.575	0.059 Qualifying Group 2
11	6 Mike CONWAY	GBR	Faraday Future Dragon Racing	1:02.808	0.637	0.062 Qualifying Group 2
12	3 Nelson PIQUET JR	BRA	NEXTEV NIO	1:02.810	0.639	0.002 Qualifying Group 2
13	7 Jérôme D'AMBROSIO	BEL	Faraday Future Dragon Racing	1:02.814	0.643	0.004 Qualifying Group 3
14	11 Lucas DI GRASSI	BRA	ABT Schaeffler Audi Sport	1:02.840	0.669	0.026 Qualifying Group 1
15	5 Tom DILLMANN	FRA	Venturi Formula E Team	1:03.024	0.853	0.184 Qualifying Group 4
16	66 Daniel ABT	DEU	ABT Schaeffler Audi Sport	1:03.071	0.900	0.047 Qualifying Group 1
17	28 Antonio Felix DA COSTA	PRT	Andretti Formula E	1:03.268	1.097	0.197 Qualifying Group 4
18	2 Sam BIRD	GBR	DS Virgin Racing	1:03.573	1.402	0.305 Qualifying Group 1
19	47 Adam CARROLL	GBR	Panasonic Jaguar Racing	1:03.771	1.600	0.198 Qualifying Group 4
20	4 Stéphane SARRAZIN	FRA	Venturi Formula E Team	1:06.121	3.950	2.350 Qualifying Group 3

Race Director:	Timekeeper:
----------------	-------------



FIA Formula E Championship

Round 6 - Paris ePrix

Superpole

Classification

Official Timekeeper TAGHeuer

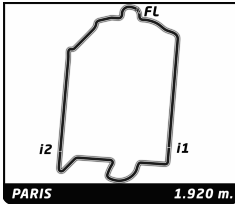
Nr.	Driver	Nat	Team	Car	Time	Lap	Total	Gap	Kph
1	9 Sébastien BUEMI	CHE	Renault e.dams	Renault Z.E. 16	1:02.319	2	2	-	- 110.9
2	25 Jean-Eric VERGNE	FRA	TECHEETAH	Renault Z.E. 16	1:02.325	2	2	+0.006	+0.006 110.9
3	37 José Maria LOPEZ	ARG	DS Virgin Racing	DS Virgin DSV-02	1:02.640	2	2	+0.321	+0.315 110.3
4	88 Oliver TURVEY	GBR	NEXTEV NIO	NextEV TCR Formula 002	1:02.910	2	2	+0.591	+0.270 109.9
5	33 Esteban GUTIERREZ	MEX	TECHEETAH	Renault Z.E. 16	1:13.287	2	2	+10.968	+10.377 94.3

Fastest Lap	Lap 2	Sébastien BUEMI	1:02.319	110.9 Kph
--------------------	-------	-----------------	-----------------	-----------

Published at:

Track Status: **DRY**

Race Director:	Timekeeper:
-----------------------	--------------------



FIA Formula E Championship

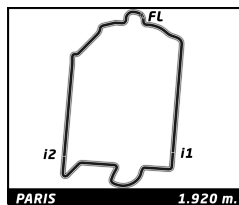
Round 6 - Paris ePrix

Superpole

Best Sector Times

Official Timekeeper TAG Heuer

SECTOR 1			SECTOR 2		SECTOR 3		Pos	Driver	Ideal Lap	Best Lap	
Pos	Driver	Time	Driver	Time	Driver	Time					
1	9 S.BUEMI	16.982	25 J.VERGNE	24.864	25 J.VERGNE	20.385	1	9 S.BUEMI	1:02.319	1:02.319	(1)
2	25 J.VERGNE	17.076	37 J.LOPEZ	24.903	9 S.BUEMI	20.421	2	25 J.VERGNE	1:02.325	1:02.325	(2)
3	33 E.GUTIERREZ	17.093	9 S.BUEMI	24.916	37 J.LOPEZ	20.621	3	37 J.LOPEZ	1:02.640	1:02.640	(3)
4	88 O.TURVEY	17.106	88 O.TURVEY	25.080	88 O.TURVEY	20.724	4	88 O.TURVEY	1:02.910	1:02.910	(4)
5	37 J.LOPEZ	17.116	33 E.GUTIERREZ	25.158	33 E.GUTIERREZ	24.048	5	33 E.GUTIERREZ	1:06.299	1:13.287	(5)



FIA Formula E Championship

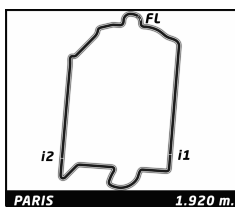
Round 6 - Paris ePrix

Superpole

Fastest Lap Sequence

Official Timekeeper 

Practice Time	Driver	Team	Car	Time	Kph	Lap
2:27.058	33 Esteban GUTIERREZ	TECHEETAH	Renault Z.E. 16	1:13.287	94.3	2
4:19.081	37 José María LOPEZ	DS Virgin Racing	DS Virgin DSV-02	1:02.640	110.3	2
8:31.256	25 Jean-Eric VERGNE	TECHEETAH	Renault Z.E. 16	1:02.325	110.9	2
10:35.309	9 Sébastien BUEMI	Renault e.dams	Renault Z.E. 16	1:02.319	110.9	2



FIA Formula E Championship

Round 6 - Paris ePrix

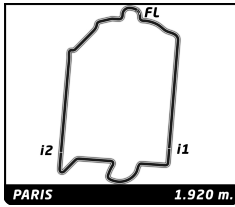
Superpole

Analysis

Official Timekeeper TAGHeuer

■ Personal Best
 ■ Session Best
 ■ B Crossing the finish line in pit lane

Lap	C	Time	Sector 1	Sector 2	Sector 3	Kph	Elapsed	Lap	Time	Sector 1	Sector 2	Sector 3	Kph	Elapsed
9		Sébastien BUEMI			CHE				Renault e.dams		Renault Z.E. 16			
1	B	9:32.990	8:40.105	29.343	23.542	12.1	9:32.990							
2	B	1:02.319	16.982	24.916	20.421	110.9	10:35.309							
25		Jean-Eric VERGNE			FRA				TECHEETAH		Renault Z.E. 16			
1	B	7:28.931	6:35.942	27.382	25.607	15.4	7:28.931							
2	B	1:02.325	17.076	24.864	20.385	110.9	8:31.256							
33		Esteban GUTIERREZ			MEX				TECHEETAH		Renault Z.E. 16			
1	A	1:13.771	23.357	26.366	24.048	93.7	1:13.771							
2	A	1:13.287	17.093	25.158	31.036	94.3	2:27.058							
37		José Maria LOPEZ			ARG				DS Virgin Racing		DS Virgin DSV-02			
1	B	3:16.441	2:24.965	27.621	23.855	35.2	3:16.441							
2	B	1:02.640	17.116	24.903	20.621	110.3	4:19.081							
88		Oliver TURVEY			GBR				NEXTEV NIO		NextEV TCR Formula 002			
1	A	5:19.513	4:26.979	27.207	25.327	21.6	5:19.513							
2	A	1:02.910	17.106	25.080	20.724	109.9	6:22.423							



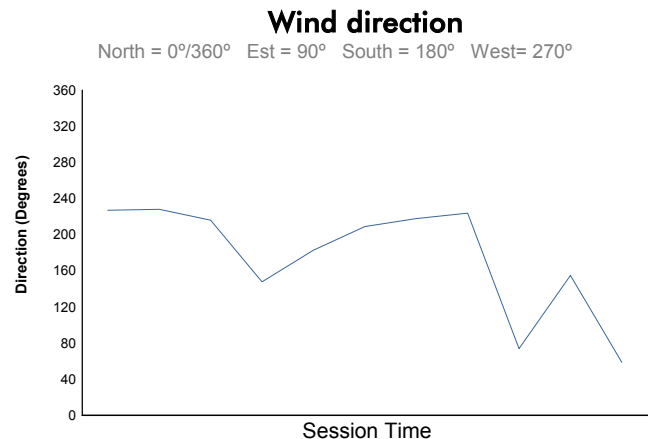
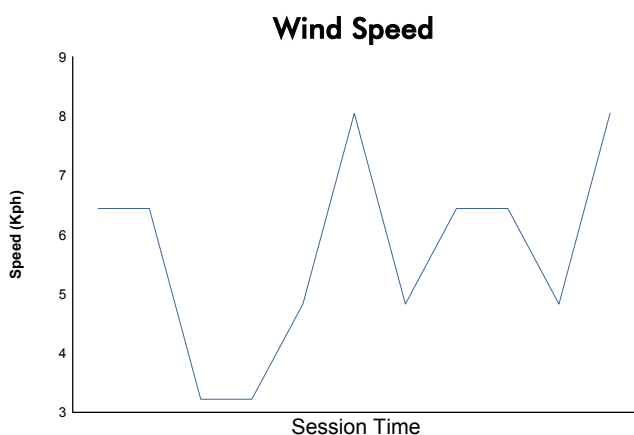
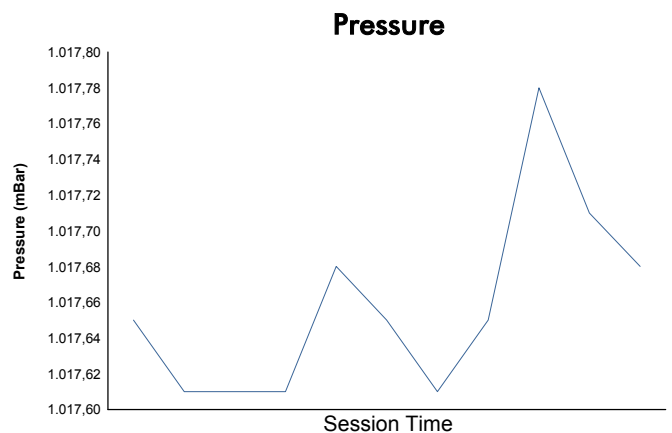
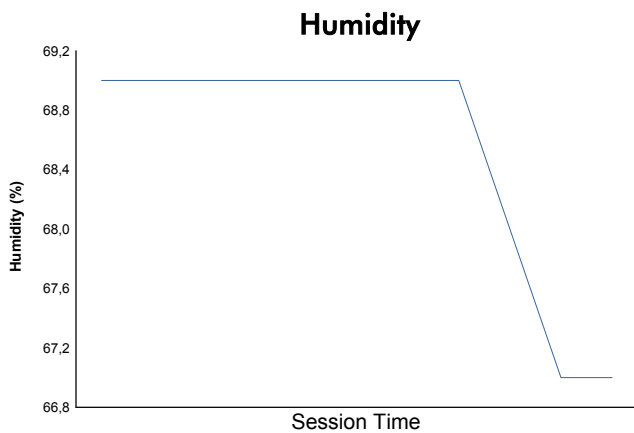
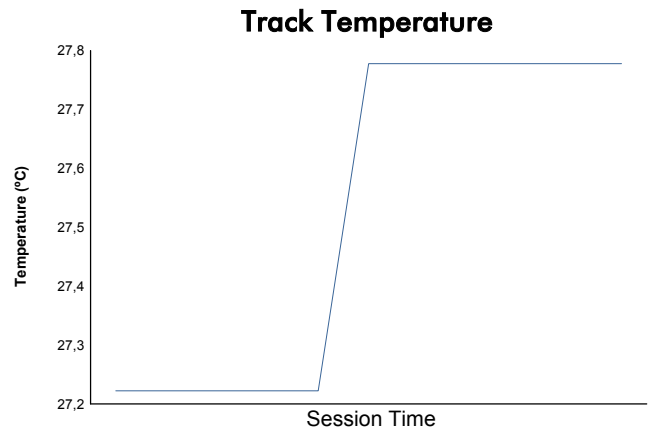
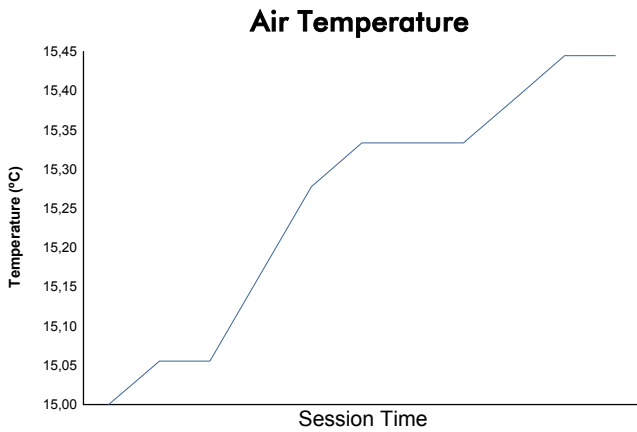
Round 6 - Paris ePrix

FIA Formula E Championship

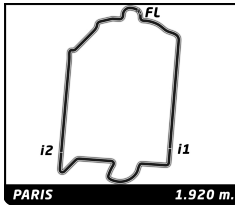
Superpole

Weather Report

Official Timekeeper



Track Status: **DRY**



FIA Formula E Championship

Round 6 - Paris ePrix

Qualifying

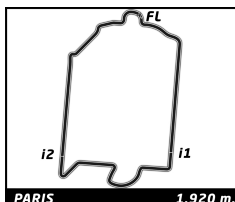
Final Classification

Official Timekeeper 

Nr.	Driver	Nat	Team	Groups	Superpole	Time	Gap
1	9 Sébastien BUEMI	CHE	Renault e.dams	1:02.171	1:02.319	1:02.319	
2	25 Jean-Eric VERGNE	FRA	TECHEETAH	1:02.274	1:02.325	1:02.325	0.006 0.006
3	37 José Maria LOPEZ	ARG	DS Virgin Racing	1:02.459	1:02.640	1:02.640	0.321 0.315
4	88 Oliver TURVEY	GBR	NEXTEV NIO	1:02.384	1:02.910	1:02.910	0.591 0.270
5	33 Esteban GUTIERREZ	MEX	TECHEETAH	1:02.597	1:13.287	1:13.287	10.968 10.377
6	23 Nick HEIDFELD	DEU	Mahindra Racing	1:02.611		1:02.611	
7	19 Felix ROSENQVIST	SWE	Mahindra Racing	1:02.617		1:02.617	0.006 0.006
8	27 Robin FRIJNS	NLD	Andretti Formula E	1:02.654		1:02.654	0.043 0.037
9	20 Mitch EVANS	NZL	Panasonic Jaguar Racing	1:02.687		1:02.687	0.076 0.033
10	8 Nicolas PROST	FRA	Renault e.dams	1:02.746		1:02.746	0.135 0.059
11	6 Mike CONWAY	GBR	Faraday Future Dragon Racing	1:02.808		1:02.808	0.197 0.062
12	3 Nelson PIQUET JR	BRA	NEXTEV NIO	1:02.810		1:02.810	0.199 0.002
13	7 Jérôme D'AMBROSIO	BEL	Faraday Future Dragon Racing	1:02.814		1:02.814	0.203 0.004
14	11 Lucas DI GRASSI	BRA	ABT Schaeffler Audi Sport	1:02.840		1:02.840	0.229 0.026
15	5 Tom DILLMANN	FRA	Venturi Formula E Team	1:03.024		1:03.024	0.413 0.184
16	66 Daniel ABT	DEU	ABT Schaeffler Audi Sport	1:03.071		1:03.071	0.460 0.047
17	28 Antonio Felix DA COSTA	PRT	Andretti Formula E	1:03.268		1:03.268	0.657 0.197
18	2 Sam BIRD	GBR	DS Virgin Racing	1:03.573		1:03.573	0.962 0.305
19	47 Adam CARROLL	GBR	Panasonic Jaguar Racing	1:03.771		1:03.771	1.160 0.198
20	4 Stéphane SARRAZIN	FRA	Venturi Formula E Team	1:06.121		1:06.121	3.510 2.350

Stewards:

Timekeeper:



FIA Formula E Championship

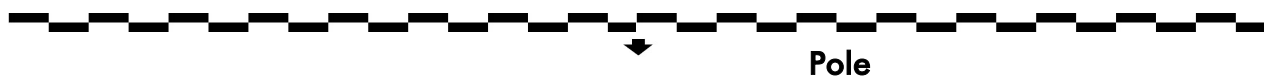
Round 6 - Paris ePrix

Race (49 laps, 94,1 km.)

Final Starting Grid

Official Timekeeper TAGHeuer

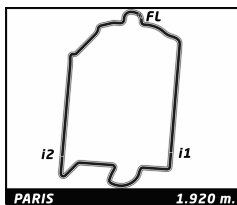
1:06.121	Stéphane SARRAZIN	Venturi Formula E Team	4				
				- 10 -	47	Panasonic Jaguar Racing	1:03.771 Adam CARROLL
1:03.573	Sam BIRD	DS Virgin Racing	2				
				- 9 -	28	Andretti Formula E	1:03.268 Antonio Felix DA COSTA
1:03.071	Daniel ABT	ABT Schaeffler Audi Sport	66				
				- 8 -	5	Venturi Formula E Team	1:03.024 Tom DILLMANN
1:02.910	Oliver TURVEY	NEXTEV NIO	88				
				- 7 -	11	ABT Schaeffler Audi Sport	1:02.840 Lucas DI GRASSI
1:02.814	Jérôme D'AMBROSIO	Faraday Future Dragon Racing	7				
				- 6 -	3	NEXTEV NIO	1:02.810 Nelson PIQUET JR
1:02.808	Mike CONWAY	Faraday Future Dragon Racing	6				
				- 5 -	8	Renault e.dams	1:02.746 Nicolas PROST
1:02.687	Mitch EVANS	Panasonic Jaguar Racing	20				
				- 4 -	27	Andretti Formula E	1:02.654 Robin FRIJNS
1:02.617	Felix ROSENQVIST	Mahindra Racing	19				
				- 3 -	23	Mahindra Racing	1:02.611 Nick HEIDFELD
1:13.287	Esteban GUTIERREZ	TECHEETAH	33				
				- 2 -	37	DS Virgin Racing	1:02.640 José Maria LOPEZ
1:02.325	Jean-Eric VERGNE	TECHEETAH	25				
				- 1 -	9	Renault e.dams	1:02.319 Sébastien BUEMI



Car #88 - 10 place grid penalty - Stewards' Decision No. 1

Stewards:

Timekeeper:



FIA Formula E Championship

Round 6 - Paris ePrix Race (49 laps, 94,1 km.)

Final Classification

Official Timekeeper TAG Heuer

Drivers	Nat	Team	Vehicle	Laps	Total Time	Gap	Kph	Best Lap	
								Lap	Time Kph
1 (28) 9 Sébastien BUEMI	CHE	Renault e.dams	Renault Z.E. 16	49	59:41.125	-	94.6	44	1:03.197 109.4
2 (18) 37 José Maria LOPEZ	ARG	DS Virgin Racing	DS Virgin DSV-02	49	59:41.832	+0.707	94.6	44	1:03.299 109.2
3 (15) 23 Nick HEIDFELD	DEU	Mahindra Racing	Mahindra M3Electro	49	59:43.168	+2.043	94.5	41	1:03.401 109.0
4 (12) 19 Felix ROSENQVIST	SWE	Mahindra Racing	Mahindra M3Electro	49	59:43.746	+2.621	94.5	43	1:03.461 108.9
5 (10) 8 Nicolas PROST	FRA	Renault e.dams	Renault Z.E. 16	49	59:44.646	+3.521	94.5	40	1:03.821 108.3
6 (8) 27 Robin FRIJNS	NLD	Andretti Formula E	Andretti ATEC-02	49	59:49.124	+7.999	94.4	40	1:03.847 108.3
7 (6) 3 Nelson PIQUET JR	BRA	NEXTEV NIO	NextEV TCR Formula 002	49	1:00:13.545	+32.420	93.7	45	1:03.772 108.4
8 (4) 5 Tom DILLMANN	FRA	Venturi Formula E Team	Venturi VM200-FE-02	49	1:00:14.054	+32.929	93.7	46	1:04.066 107.9
9 (2) 20 Mitch EVANS	NZL	Panasonic Jaguar Racing	Jaguar I-Type 1	49	1:00:14.494	+33.369	93.7	46	1:04.216 107.6
10 (1) 4 Stéphane SARRAZIN	FRA	Venturi Formula E Team	Venturi VM200-FE-02	49	1:00:15.176	+34.051	93.7	24	1:03.907 108.2
11 33 Esteban GUTIERREZ	MEX	TECHEETAH	Renault Z.E. 16	49	1:00:17.322	+36.197	93.6	42	1:03.660 108.6
12 88 Oliver TURVEY	GBR	NEXTEV NIO	NextEV TCR Formula 002	49	1:00:21.207	+40.082	93.5	46	1:04.268 107.5
13 66 Daniel ABT	DEU	ABT Schaeffler Audi Sport	ABT Schaeffler FE02	48	58:19.875	1 Lap	94.8	40	1:03.776 108.4
14 6 Mike CONWAY	GBR	Faraday Future Dragon Racing	Penske 701-EV	48	1:00:13.112	1 Lap	91.8	44	1:03.146 109.5
15 47 Adam CARROLL	GBR	Panasonic Jaguar Racing	Jaguar I-Type 1	48	1:00:17.236	1 Lap	91.7	45	1:04.250 107.6
16 (1) 2 Sam BIRD	GBR	DS Virgin Racing	DS Virgin DSV-02	47	1:00:19.905	2 Laps	89.7	42	1:02.422 110.7

Not classified:

11 Lucas DI GRASSI	BRA	ABT Schaeffler Audi Sport	ABT Schaeffler FE02	38	54:54.392			37	1:02.446 110.7
7 Jérôme D'AMBROSIO	BEL	Faraday Future Dragon Racing	Penske 701-EV	35	53:12.449			33	1:02.666 110.3
25 Jean-Eric VERGNE	FRA	TECHEETAH	Renault Z.E. 16	33	38:27.038			11	1:03.610 108.7
28 Antonio Felix DA COSTA	PRT	Andretti Formula E	Andretti ATEC-02	18	19:40.557			12	1:04.689 106.8

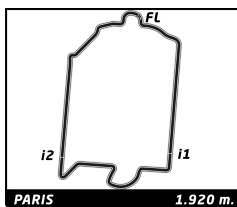
Pole Position	S. BUEMI	1:02.319	110.9 Kph
Fastest Lap	Lap 42 Sam BIRD	1:02.422	110.7 Kph

Car #27 - 5 second time penalty applied - Stewards' Decisions No. 10
 Car #33 - 5 second time penalty applied - Stewards' Decisions No. 9
 Car #88 - 5 second time penalty applied - Stewards' Decisions No. 11

Published at:

Track Status: **DRY**

Stewards:	Timekeeper:
------------------	--------------------



FIA Formula E Championship

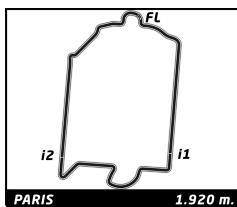
Round 6 - Paris ePrix

Race

Lap Chart

Official Timekeeper TAG Heuer

Nr	Pos	Grid	LAP																																	
			1	2	3	4	5	6	7	8	9	10	11	12	13	14	15	16	17	18	19	20	21	22	23	24	25	26	27	28	29	30	31	32		
9	1	9	9	9	9	9	9	9	9	9	9	9	9	9	9	9	9	9	9	9	9	9	9	9	9	9	9	9	9	9	9	9	9	9	9	
25	2	25	25	25	25	25	25	25	25	25	25	25	25	25	25	25	25	25	25	25	25	25	25	25	25	25	25	25	25	25	25	25	25	25	25	
37	3	37	37	37	37	37	37	37	37	37	37	37	37	37	37	37	37	37	37	37	37	37	37	37	37	37	37	37	37	37	37	37	37	37	37	
33	4	33	23	23	23	23	23	23	23	23	23	23	23	23	23	23	23	23	23	23	23	23	23	23	23	23	23	23	23	23	23	23	23	23	23	
23	5	23	33	33	33	33	33	33	33	33	33	19	19	19	19	19	19	19	19	19	19	19	19	19	19	19	19	19	19	19	19	19	19	19	19	
19	6	19	19	19	19	19	19	19	19	19	19	33	33	33	33	33	33	33	33	33	33	33	33	33	33	33	33	33	33	33	33	33	33	33	33	
27	7	27	27	27	27	27	27	27	27	27	27	27	27	27	27	27	27	27	27	27	27	27	27	27	27	27	27	27	27	27	27	27	27	27	27	
20	8	20	20	20	20	20	20	20	20	20	20	20	20	20	20	20	20	20	20	20	20	20	20	20	20	20	20	20	20	20	20	20	20	20	20	
8	9	8	8	8	8	8	8	8	8	8	8	8	8	8	8	8	8	8	8	8	8	8	8	8	8	8	8	8	8	8	8	8	8	8	8	
6	10	6	7	7	7	7	7	7	7	7	7	7	7	7	7	7	7	7	7	7	7	7	7	7	7	7	7	7	7	7	7	7	7	7	7	
3	11	3	6	6	6	6	6	6	6	6	6	6	6	6	6	6	6	6	6	6	6	6	6	6	6	6	6	6	6	6	6	6	6	6	6	
7	12	7	66	66	66	66	66	66	66	66	66	66	66	66	66	66	66	66	66	66	66	66	66	66	66	66	66	66	66	66	66	66	66	66	66	66
11	13	11	3	3	3	3	3	3	3	3	3	3	3	3	3	3	3	3	3	3	3	3	3	3	3	3	3	3	3	3	3	3	3	3	3	
88	14	88	5	5	5	5	5	5	5	5	5	5	5	5	5	5	5	5	5	5	5	5	5	5	5	5	5	5	5	5	5	5	5	5	5	
5	15	5	11	11	11	11	11	11	11	11	11	11	11	11	11	11	11	11	11	11	11	11	11	11	11	11	11	11	11	11	11	11	11	11	11	11
66	16	66	28	28	28	28	28	28	28	28	28	28	28	28	28	28	28	28	28	28	28	28	28	28	28	28	28	28	28	28	28	28	28	28	28	28
28	17	28	88	88	88	88	88	88	88	88	88	88	88	88	88	88	88	88	88	88	88	88	88	88	88	88	88	88	88	88	88	88	88	88	88	88
2	18	2	2	2	2	2	2	2	2	2	2	2	2	2	2	2	2	2	2	2	2	2	2	2	2	2	2	2	2	2	2	2	2	2	2	2
47	19	47	47	47	47	47	47	47	47	47	47	47	47	47	47	47	47	47	47	47	47	47	47	47	47	47	47	47	47	47	47	47	47	47	47	47
4	20	4	4	4	4	4	4	4	4	4	4	4	4	4	4	4	4	4	4	4	4	4	4	4	4	4	4	4	4	4	4	4	4	4	4	4



FIA Formula E Championship

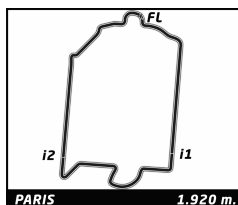
Round 6 - Paris ePrix

Race

Lap Chart

Official Timekeeper TAG Heuer

		LAP																
Nr	Pos	33	34	35	36	37	38	39	40	41	42	43	44	45	46	47	48	49
9	1	9	9	9	9	9	9	9	9	9	9	9	9	9	9	9	9	9
25	2	25	37	37	37	37	37	37	37	37	37	37	37	37	37	37	37	37
37	3	37	23	23	23	23	23	23	23	23	23	23	23	23	23	23	23	23
33	4	23	19	19	19	19	19	19	19	19	19	19	19	19	19	19	19	19
23	5	19	27	27	27	27	27	27	27	27	27	27	27	27	27	27	27	27
19	6	27	8	8	8	8	8	8	8	8	8	8	8	8	8	8	8	8
27	7	8	66	66	66	66	66	66	66	66	66	66	66	66	66	66	66	33
20	8	66	33	33	33	33	33	33	33	33	33	33	33	33	33	33	33	3
8	9	33	5	5	5	5	5	5	5	5	5	5	5	3	3	3	3	5
6	10	5	3	3	3	3	3	3	3	3	3	3	3	5	5	5	5	20
3	11	3	4	4	4	4	4	4	20	20	20	20	20	20	20	20	20	4
7	12	4	20	20	20	20	20	20	4	4	4	4	4	4	4	4	4	88
11	13	20	88	88	88	88	88	88	88	88	88	88	88	88	88	88	88	88
88	14	88	6	6	6	6	6	6	6	6	6	6	6	6	6	6	6	6
5	15	6	2	2	2	2	47	47	47	47	47	47	47	47	47	47	47	47
66	16	2	47	47	47	47	2	2	2	2	2	2	2	2	2	2	2	2
28	17	47	11	11	11	11	11	11										
2	18	11	7	7														
47	19	7																
4	20																	



FIA Formula E Championship

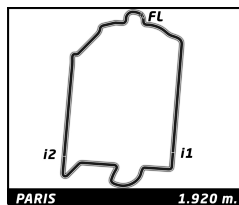
Round 6 - Paris ePrix

Race

Best Sector Times

Official Timekeeper TAG Heuer

SECTOR 1			SECTOR 2		SECTOR 3					
Pos	Driver	Time	Driver	Time	Driver	Time	Pos	Driver	Ideal Lap	Best Lap
1	2 S.BIRD	17.095	11 L.DI GRASSI	24.371	11 L.DI GRASSI	20.758	1	11 L.DI GRASSI	1:02.226	1:02.446 (2)
2	11 L.DI GRASSI	17.097	2 S.BIRD	24.443	2 S.BIRD	20.783	2	2 S.BIRD	1:02.321	1:02.422 (1)
3	7 J.D'AMBROSIO	17.123	4 S.SARRAZIN	24.570	7 J.D'AMBROSIO	20.863	3	7 J.D'AMBROSIO	1:02.576	1:02.666 (3)
4	20 M.EVANS	17.200	7 J.D'AMBROSIO	24.590	9 S.BUEMI	21.100	4	6 M.CONWAY	1:03.106	1:03.146 (4)
5	6 M.CONWAY	17.286	25 J.VERGNE	24.636	37 J.LOPEZ	21.101	5	9 S.BUEMI	1:03.146	1:03.197 (5)
6	23 N.HEIDFELD	17.337	9 S.BUEMI	24.648	6 M.CONWAY	21.116	6	37 J.LOPEZ	1:03.170	1:03.299 (6)
7	37 J.LOPEZ	17.342	33 E.GUTIERREZ	24.679	23 N.HEIDFELD	21.193	7	23 N.HEIDFELD	1:03.245	1:03.401 (7)
8	19 F.ROSENQVIST	17.395	6 M.CONWAY	24.704	19 F.ROSENQVIST	21.214	8	25 J.VERGNE	1:03.336	1:03.610 (9)
9	9 S.BUEMI	17.398	23 N.HEIDFELD	24.715	66 D.ABT	21.215	9	19 F.ROSENQVIST	1:03.414	1:03.461 (8)
10	28 A.DA COSTA	17.400	37 J.LOPEZ	24.727	8 N.PROST	21.230	10	33 E.GUTIERREZ	1:03.456	1:03.660 (10)
11	25 J.VERGNE	17.413	27 R.FRIJNS	24.745	33 E.GUTIERREZ	21.263	11	20 M.EVANS	1:03.514	1:04.216 (17)
12	3 N.PIQUET JR	17.421	8 N.PROST	24.753	4 S.SARRAZIN	21.265	12	4 S.SARRAZIN	1:03.539	1:03.907 (15)
13	5 T.DILLMANN	17.436	19 F.ROSENQVIST	24.805	3 N.PIQUET JR	21.282	13	8 N.PROST	1:03.596	1:03.821 (13)
14	27 R.FRIJNS	17.467	66 D.ABT	24.875	25 J.VERGNE	21.287	14	27 R.FRIJNS	1:03.609	1:03.847 (14)
15	33 E.GUTIERREZ	17.514	47 A.CARROLL	24.926	5 T.DILLMANN	21.300	15	66 D.ABT	1:03.645	1:03.776 (12)
16	88 O.TURVEY	17.514	3 N.PIQUET JR	24.983	20 M.EVANS	21.319	16	3 N.PIQUET JR	1:03.686	1:03.772 (11)
17	66 D.ABT	17.555	5 T.DILLMANN	24.994	47 A.CARROLL	21.388	17	5 T.DILLMANN	1:03.730	1:04.066 (16)
18	8 N.PROST	17.613	20 M.EVANS	24.995	27 R.FRIJNS	21.397	18	28 A.DA COSTA	1:03.992	1:04.689 (20)
19	4 S.SARRAZIN	17.704	28 A.DA COSTA	25.089	88 O.TURVEY	21.469	19	47 A.CARROLL	1:04.026	1:04.250 (18)
20	47 A.CARROLL	17.712	88 O.TURVEY	25.158	28 A.DA COSTA	21.503	20	88 O.TURVEY	1:04.141	1:04.268 (19)



FIA Formula E Championship

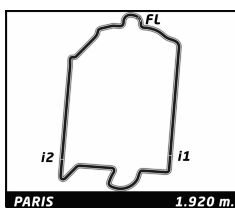
Round 6 - Paris ePrix

Race

Fastest Lap Sequence

Official Timekeeper 

Practice Time	Driver	Team	Car	Time	Kph	Lap
2:05.480	9 Sébastien BUEMI	Renault e.dams	Renault Z.E. 16	1:06.330	104.2	2
3:10.759	9 Sébastien BUEMI	Renault e.dams	Renault Z.E. 16	1:05.279	105.9	3
3:12.212	25 Jean-Eric VERGNE	TECHEETAH	Renault Z.E. 16	1:05.137	106.1	3
4:15.363	9 Sébastien BUEMI	Renault e.dams	Renault Z.E. 16	1:04.604	107.0	4
4:16.790	25 Jean-Eric VERGNE	TECHEETAH	Renault Z.E. 16	1:04.578	107.0	4
5:19.403	9 Sébastien BUEMI	Renault e.dams	Renault Z.E. 16	1:04.040	107.9	5
6:23.223	9 Sébastien BUEMI	Renault e.dams	Renault Z.E. 16	1:03.820	108.3	6
10:39.532	9 Sébastien BUEMI	Renault e.dams	Renault Z.E. 16	1:03.771	108.4	10
11:45.770	25 Jean-Eric VERGNE	TECHEETAH	Renault Z.E. 16	1:03.610	108.7	11
20:13.707	9 Sébastien BUEMI	Renault e.dams	Renault Z.E. 16	1:03.490	108.9	19
47:59.513	11 Lucas DI GRASSI	ABT Schaeffler Audi Sport	ABT Schaeffler FE02	1:02.607	110.4	33
50:40.185	2 Sam BIRD	DS Virgin Racing	DS Virgin DSV-02	1:02.481	110.6	40
53:01.785	2 Sam BIRD	DS Virgin Racing	DS Virgin DSV-02	1:02.422	110.7	42



FIA Formula E Championship

Round 6 - Paris ePrix

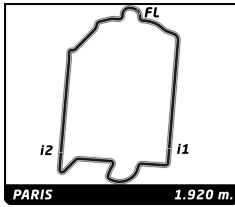
Race

Handicaps Analysis

Official Timekeeper 

Nr.	In Time		Out Time		Pit Time	Handicap	Gap	Window
	Hour	Elapsed	Hour	Elapsed				
2	DS Virgin Racing / DS Virgin DSV-02							
1	16:25:14.068	20:49.221	16:26:25.501	22:00.654	1:11.433 (71.433)	70	1.433	
3	NEXTEV NIO / NextEV TCR Formula 002							
1	16:26:19.467	21:54.620	16:27:30.756	23:05.909	1:11.289 (71.289)	70	1.289	
4	Venturi Formula E Team / Venturi VM200-FE-02							
1	16:26:22.417	21:57.570	16:27:43.971	23:19.124	1:21.554 (81.554)	70	11.554	
5	Venturi Formula E Team / Venturi VM200-FE-02							
1	16:26:17.131	21:52.284	16:27:29.042	23:04.195	1:11.911 (71.911)	70	1.911	
6	Faraday Future Dragon Racing / Penske 701-EV							
1	16:35:19.328	30:54.481	16:36:30.449	32:05.602	1:11.121 (71.121)	70	1.121	
7	Faraday Future Dragon Racing / Penske 701-EV							
1	16:25:09.876	20:45.029	16:26:22.201	21:57.354	1:12.325 (72.325)	70	2.325	
2	16:38:53.121	34:28.274	16:49:07.038	44:42.191	10:13.917 (613.917)	70	543.917	
8	Renault e.dams / Renault Z.E. 16							
1	16:28:19.498	23:54.651	16:29:30.031	25:05.184	1:10.533 (70.533)	70	0.533	
9	Renault e.dams / Renault Z.E. 16							
1	16:27:15.170	22:50.323	16:28:26.605	24:01.758	1:11.435 (71.435)	70	1.435	
11	ABT Schaeffler Audi Sport / ABT Schaeffler FE02							
1	16:26:24.188	21:59.341	16:27:26.793	23:01.946	1:02.605 (62.605)	70	-7.395	
2	16:40:11.926	35:47.079	16:40:52.702	36:27.855	40.776 (40.776)	70	-29.224	
3	16:42:06.890	37:42.043	16:50:14.754	45:49.907	8:07.864 (487.864)	70	417.864	
4	16:53:33.299	49:08.452	16:54:16.158	49:51.311	42.859 (42.859)	70	-27.141	
19	Mahindra Racing / Mahindra M3Electro							
1	16:30:00.344	25:35.497	16:31:11.056	26:46.209	1:10.712 (70.712)	70	0.712	
20	Panasonic Jaguar Racing / Jaguar I-Type 1							
1	16:26:13.924	21:49.077	16:27:49.599	23:24.752	1:35.675 (95.675)	70	25.675	
23	Mahindra Racing / Mahindra M3Electro							
1	16:27:34.934	23:10.087	16:28:45.878	24:21.031	1:10.944 (70.944)	70	0.944	
25	TECHEETAH / Renault Z.E. 16							
1	16:27:18.767	22:53.920	16:28:29.958	24:05.111	1:11.191 (71.191)	70	1.191	
27	Andretti Formula E / Andretti ATEC-02							
1	16:28:13.145	23:48.298	16:29:24.659	24:59.812	1:11.514 (71.514)	70	1.514	
33	TECHEETAH / Renault Z.E. 16							
1	16:28:10.743	23:45.896	16:29:22.467	24:57.620	1:11.724 (71.724)	70	1.724	
37	DS Virgin Racing / DS Virgin DSV-02							
1	16:27:30.811	23:05.964	16:28:42.118	24:17.271	1:11.307 (71.307)	70	1.307	
47	Panasonic Jaguar Racing / Jaguar I-Type 1							
1	16:26:21.464	21:56.617	16:27:31.406	23:06.559	1:09.942 (69.942)	70	-0.058	
2	16:39:17.423	34:52.576	16:39:56.719	35:31.872	39.296 (39.296)	70	-30.704	
66	ABT Schaeffler Audi Sport / ABT Schaeffler FE02							
1	16:26:15.048	21:50.201	16:27:28.148	23:03.301	1:13.100 (73.100)	70	3.100	
88	NEXTEV NIO / NextEV TCR Formula 002							
1	16:30:41.516	26:16.669	16:31:52.729	27:27.882	1:11.213 (71.213)	70	1.213	

CARS WITHOUT PIT STOPS DURING THE SESSION: 28.



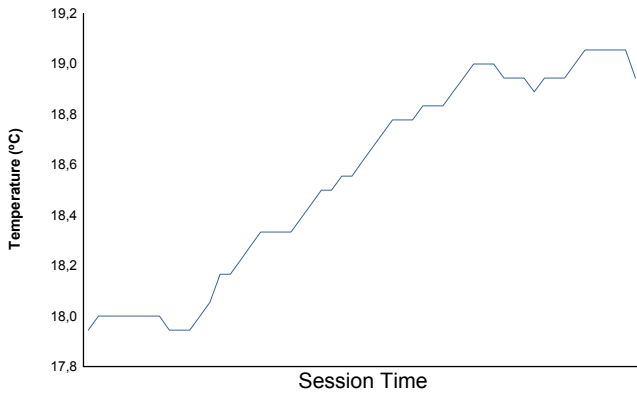
Round 6 - Paris ePrix

FIA Formula E Championship Race

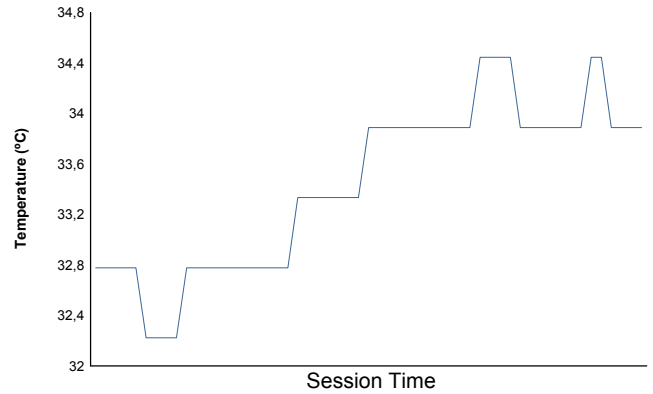
Weather Report

Official Timekeeper

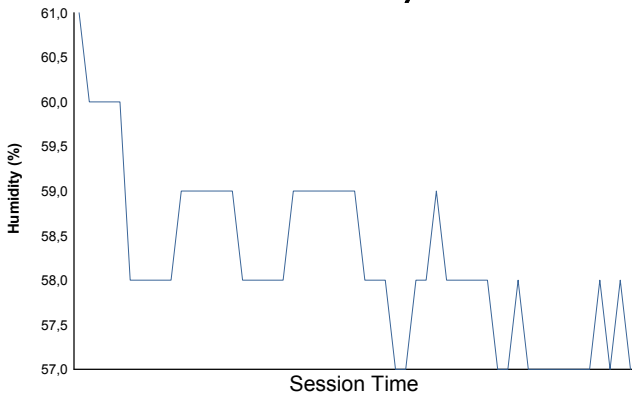
Air Temperature



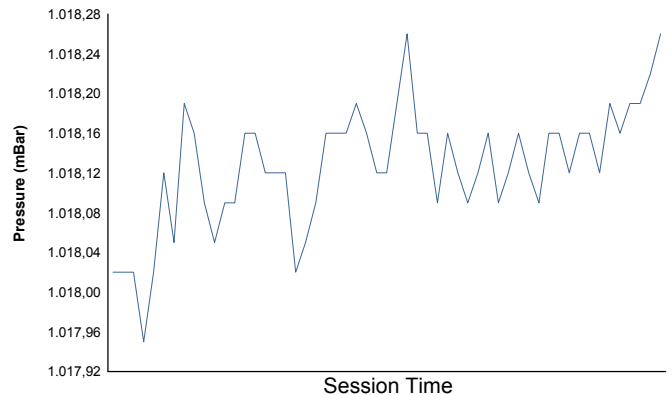
Track Temperature



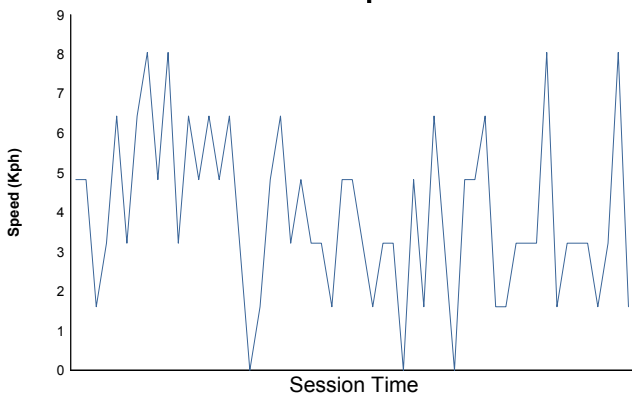
Humidity



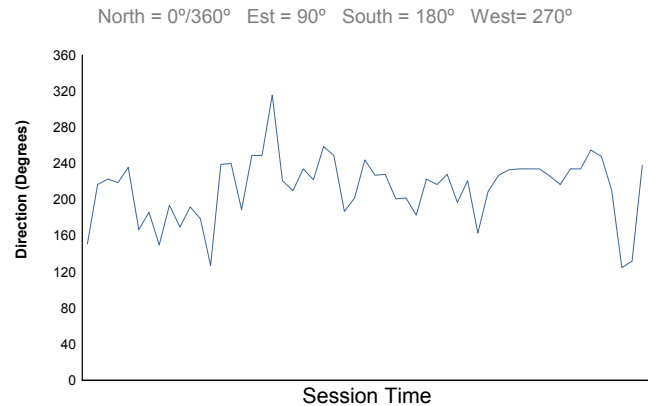
Pressure



Wind Speed



Wind direction



Track Status: **DRY**