

NAVY MEN'S LACROSSE



WWW.NAVYSPORTS.COM

THE RECORD BOOK

NAVY MEN'S LACROSSE

NAVY'S 100-POINT SCORERS

Navy's 100-Point Club

Name	Yrs	G	A	Pts
1. Jeff Long	1974-77	84	149	233
2. Mike Buzzell	1977-80	111	111	222
3. Mike Herger	1987-90	107	90	197
4. Ian Dingman	2003-07	125	63	188
5. Paul Basile	1986-89	54	129	183
6. James Lewis	1964-66	78	91	169
7. Nick Mirabito	2005-08	96	62	158
8. Jon Birsner	2003-06	49	105	154
9. Dave Bayly	1972-74	72	81	153
10. James Chambers	1946-49	143	---	143
11. Syd Abernethy	1978-81	87	54	141
12. Glen Miles	1983-86	65	75	140
13. Brian Keith	1987-90	105	29	134
14. Dennis Nealon	1988-91	64	68	132
15. Rich Wehman	1980-83	95	35	130
16. Eddie McKinnon	1999-02	81	45	126
17. Brendan Schneck	1977-78	73	48	121
18. Mike Chanenchuck	1976-79	50	69	119
19. Jamie O'Leary	1996-99	79	38	117
20. Karl Rippelmeyer	1958-60	72	43	115
21. Adam Borcz	1998-01	95	17	112
22. Rob Bailey	1992-95	70	37	107
23. Matt Pawlikowski	1990-93	64	42	106
24. Billy Looney	2004-07	73	30	103
25. Andy Warner	2008-11	49	52	101
Mike Hannan	1976-78	91	10	101
Bob Pell	1970-72	75	26	101
John Carter	1956-58	71	30	101
29. Graham Gill	2002-05	59	41	100



A member of the Class of '77, Hall of Famer Jeff Long is Navy's all-time points (233) and assists (149) leader.



7. Nick Mirabito

- Class of 2008
- All-American; 2008

Yrs	GP/S	Gls	Asts	Pts
2005	16/16	27	6	33
2006	15/15	23	12	35
2007	15/15	23	21	44
2008	16/16	23	23	46
Totals	62/62	96	62	158



8. Jon Birsner

- Class of 2006
- All-American; 2005-06

Yrs	GP/S	Gls	Asts	Pts
2003	13/4	9	9	18
2004	18/18	11	29	40
2005	14/14	11	31	42
2006	15/15	18	36	54
Totals	60/51	49	105	154




9. Dave Bayly

- Class of 1974
- All-American; 1972-73-74

Yrs	GP/S	Gls	Asts	Pts
1972	---	27	30	57
1973	---	23	30	53
1974	---	22	21	43
Totals	---	72	81	153

WWW.NAVYSPORTS.COM



1. Jeff Long

- Class of 1977
- All-American; 1975-76-77

Yrs	GP/S	Gls	Asts	Pts
1974	---	19	19	38
1975	---	27	34	61
1976	---	16	43	59
1977	---	22	53	75
Totals	NA	84	149	233



4. Ian Dingman

- Class of 2007
- All-American; 2004

Yrs	GP/S	Gls	Asts	Pts
2003	13/2	23	17	40
2004	18/18	36	26	62
2006	15/14	33	11	44
2007	15/15	33	9	42
Totals	61/49	125	63	188



10. James Chambers

- Class of 1949
- All-American; 1946-47-48-49
- Turnbull Memorial Award; 1949
- National Hall of Fame Member

Yrs	GP/S	Gls	Asts	Pts
1946	---	33	---	33
1947	---	37	---	37
1948	---	34	---	34
1949	---	39	---	39
Totals	---	143	---	143



2. Mike Buzzell

- Class of 1980
- All-American; 1978-79-80
- Turnbull Memorial Award; 1980
- National Hall of Fame Member

Yrs	GP/S	Gls	Asts	Pts
1977	---	3	6	9
1978	---	38	40	78
1979	---	41	44	85
1980	---	29	21	50
Totals	NA	111	111	222



5. Paul Basile

- Class of 1989
- All-American; 1987-89

Yrs	GP/S	Gls	Asts	Pts
1986	12/12	11	26	37
1987	13/13	10	46	56
1988	13/13	17	23	40
1989	13/13	16	34	50
Totals	51/51	54	129	183



11. Syd Abernethy

- Class of 1981
- All-American; 1980-81

Yrs	GP/S	Gls	Asts	Pts
1978	---	4	2	6
1979	---	21	16	37
1980	---	23	19	42
1981	---	39	17	56
Totals	---	87	54	141



3. Mike Herger

- Class of 1990
- All-American; 1987-88-89-90

Yrs	GP/S	Gls	Asts	Pts
1987	13/13	37	18	55
1988	13/13	26	28	54
1989	12/12	23	20	43
1990	11/11	21	24	45
Totals	49/49	107	90	197



6. James Lewis

- Class of 1966
- All-American; 1964-65-66
- Turnbull Memorial Award; 1964-65-66
- National Hall of Fame Member

Yrs	GP/S	Gls	Asts	Pts
1964	---	27	20	47
1965	---	27	36	63
1966	---	24	35	59
Totals	---	78	91	169




12. Glen Miles

- Class of 1986
- All-American; 1984-85-86
- MacLaughlin Jr. Award; 1986

Yrs	GP/S	Gls	Asts	Pts
1983	---	6	5	11
1984	---	17	13	30
1985	11/11	19	27	46
1986	12/12	23	30	53
Totals	23/23	65	75	140

NAVY MEN'S LACROSSE

NAVY'S 100-POINT SCORERS



13. Brian Keith
 • Class of 1990
 • All-American; 1988-89-90

Yrs	GP/S	Gls	Asts	Pts
1987	13/0	12	2	14
1988	13/13	27	7	34
1989	13/13	41	12	53
1990	11/11	25	8	33
Totals	50/37	105	29	134



19. Jamie O'Leary
 • Class of 1999

Yrs	GP/S	Gls	Asts	Pts
1996	12/0	11	5	16
1997	12/12	24	6	30
1998	13/13	29	13	42
1999	14/14	15	14	29
Totals	51/39	79	38	117




T25. Andy Warner
 • Class of 2011

Yrs	GP/S	Gls	Asts	Pts
2008	12/0	2	2	4
2009	16/16	13	14	27
2010	15/15	22	15	37
2011	12/12	12	21	33
Totals	55/43	49	52	101



14. Dennis Nealon
 • Class of 1991
 • All-American; 1990

Yrs	GP/S	Gls	Asts	Pts
1988	10/0	0	1	1
1989	13/12	21	14	35
1990	11/11	22	29	51
1991	11/11	21	24	45
Totals	45/34	64	68	132




20. Karl Rippelmeyer
 • Class of 1960
 • All-American; 1958-59-60
 • National Hall of Fame Member

Yrs	GP/S	Gls	Asts	Pts
1958	---	25	32	57
1959	10/---	16	11	27
1960	---	31	NA	31
Totals	NA	72	43	115



T25. Mike Hannan
 • Class of 1979
 • All-American; 1979

Yrs	GP/S	Gls	Asts	Pts
1976	---	0	0	0
1977	---	5	1	6
1978	---	45	7	52
1979	---	41	2	43
Totals	NA	91	10	101



15. Rich Wehman
 • Class of 1983
 • All-American; 1981-82-83

Yrs	GP/S	Gls	Asts	Pts
1980	---	21	5	26
1981	---	21	13	34
1982	---	27	12	39
1983	---	26	5	31
Totals	NA	95	35	130



21. Adam Borcz
 • Class of 2001
 • All-American; 2000-01

Yrs	GP/S	Gls	Asts	Pts
1998	13/12	23	4	27
1999	14/14	18	6	24
2000	13/13	22	6	28
2001	13/13	32	1	33
Totals	53/52	95	17	112



T25. Bob Pell
 • Class of 1972
 • All-American; 1971-72

Yrs	GP/S	Gls	Asts	Pts
1970	---	17	3	20
1971	---	31	14	45
1972	---	27	9	36
Totals	NA	75	26	101



16. Eddie McKinnon
 • Class of 2002

Yrs	GP/S	Gls	Asts	Pts
1999	14/13	6	5	11
2000	13/13	24	18	42
2001	13/13	23	11	34
2002	13/13	28	11	39
Totals	53/52	81	45	126



22. Rob Bailey
 • Class of 1995

Yrs	GP/S	Gls	Asts	Pts
1992	13/6	11	1	12
1993	12/12	14	5	19
1994	13/12	23	17	40
1995	12/12	22	14	36
Totals	50/42	70	37	107



T25. John Carter
 • Class of 1958
 • All-American; 1956-57-58

Yrs	GP/S	Gls	Asts	Pts
1956	---	18	8	26
1957	---	36	10	46
1958	---	17	12	29
Totals	NA	71	30	101

17. Brendan Schneck

Yrs	GP/S	Gls	Asts	Pts
1977	---	22	21	43
1978	---	51	27	78
Totals	---	73	48	121



23. Matt Pawlikowski
 • Class of 1993

Yrs	GP/S	Gls	Asts	Pts
1990	11/5	16	3	19
1991	11/3	16	4	20
1992	13/13	15	20	35
1993	12/12	17	15	32
Totals	47/33	64	42	106



29. Graham Gill
 • Class of 2005
 • All-American; 2004-05

Yrs	GP/S	Gls	Asts	Pts
2002	12/4	3	6	9
2003	13/12	13	9	22
2004	18/18	24	10	34
2005	16/16	19	16	35
Totals	59/50	59	41	100



18. Mike Chanenchuk
 • Class of 1979
 • All-American; 1977-78-79

Yrs	GP/S	Gls	Asts	Pts
1976	---	6	13	19
1977	---	17	15	32
1978	---	13	18	31
1979	---	14	23	37
Totals	NA	50	69	119



24. Billy Looney
 • Class of 2007
 • All-American; 2005-06-07

Yrs	GP/S	Gls	Asts	Pts
2004	18/18	13	8	21
2005	16/16	22	4	26
2006	15/15	18	4	22
2007	15/15	20	14	34
Totals	64/64	73	30	103

WWW.NAVYSPORTS.COM

NAVY MEN'S LACROSSE

CAREER LEADERS

Goals

1.	143	James Chambers	1946-49
2.	125	Ian Dingman	2003-07
3.	111	Mike Buzzell	1977-80
4.	107	Mike Herger	1987-90
5.	105	Brian Keith	1987-90
6.	96	Nick Mirabito	2005-08
7.	95	Adam Borcz	1998-01
	95	Rich Wehman	1980-83
9.	91	Mike Hannan	1976-79
10.	87	Syd Abernethy	1978-81
11.	84	Jeff Long	1974-77
12.	81	Eddie McKinnon	1999-02
13.	79	Jamie O'Leary	1996-99
14.	78	Jamie Slough	1991-94
	78	James Lewis	1964-66
16.	75	Bob Pell	1970-72
17.	73	Billy Looney	2004-07
	73	Bob Wehman	1984-87
	73	Brendan Schneck	1977-78
18.	72	Dave Bayly	1972-74
	72	Karl Rippelmeyer	1958-60

Assists

1.	149	Jeff Long	1974-77
2.	129	Paul Basile	1986-89
3.	111	Mike Buzzell	1977-80
4.	105	Jon Birsner	2003-06
5.	91	James Lewis	1964-66
6.	90	Mike Herger	1987-90
7.	81	Dave Bayly	1972-74
8.	75	Glen Miles	1983-86
9.	69	Mike Chanenchuk	1976-79
10.	68	Dennis Nealon	1988-91
11.	63	Ian Dingman	2003-07
12.	96	Nick Mirabito	2005-08
13.	56	Shannon Heyward	1955-57
14.	54	Syd Abernethy	1978-81
15.	52	Andy Warner	2008-11
16.	48	Brendan Schneck	1977-78
17.	46	Owen McFadden	1964-66
18.	45	Eddie McKinnon	1999-02
	45	Bruce Seitz	1980-83
20.	43	Marty Mason	1972-75
	43	Karl Rippelmeyer	1958-60

Shots

1.	393	Jeff Long	1974-77
2.	373	Ian Dingman	2003-07
3.	355	Billy Looney	2004-07
4.	325	Jamie O'Leary	1996-99
5.	322	James Lewis	1964-66
6.	313	Adam Borcz	1998-01
7.	312	Bob Pell	1970-72
8.	304	Jamie Slough	1991-94
9.	296	Mike Herger	1987-90
	296	Brian Keith	1987-90
11.	290	Nick Mirabito	2005-08
	290	Andy Ross	1994-97
13.	268	Bob DeSimone	1974-75
14.	257	Charles Bertrand	1992-95
15.	256	Patrick Moran	2007-10
16.	253	Dave Bayly	1972-74
17.	243	Graham Gill	2002-05
18.	240	Mike Newton	1995-98
19.	239	Matt Long	1992-95
20.	233	Bill Kordis	1971-73

Ground Balls

1.	222	William Wallace	2004-07
2.	214	John Duthie	1988-91
3.	207	Steve Looney	2003-06
4.	184	Mickey Jarboe	1997-00
5.	183	Frank Snyder	1985-88
6.	178	Kevin Caradona	1990-93
7.	177	Chris Pieczonka	2002-05
8.	172	Chad Donnelly	1997-00
9.	159	Matt Russell	2003-06
10.	155	Paul Basile	1986-89
11.	149	Dan Sullivan	1993-95
12.	147	Jamie Slough	1991-94
13.	142	Kevin Farrington	1990-93
14.	141	Nick Amatuccio	1985-88
15.	139	Matt Pawlikowski	1990-93
16.	134	Eddie McKinnon	1999-02
	134	Joe Donnelly	1985-88
18.	133	Jason Hull	1995-98
	133	Andy Ross	1994-97
20.	132	Mike Herger	1987-90


Saves

1.	701	Mickey Jarboe	1997-00
2.	545	Jeff Johnson	1976-79
3.	513	Kevin Farrington	1990-93
4.	509	Joe Donnelly	1985-88
5.	495	Garrett Luebker	1994-96
6.	441	Bill Mueller	1974-76
7.	439	Scott Bartkowski	1980-83
8.	380	Matt Russell	2003-06
9.	355	Louis Brown	1987-90
10.	344	RJ Wickham	2009-present
11.	334	Steve Nims	1983-86
12.	316	Malcolm Ogilvie	1966-68
13.	274	Ray Finnegan	1973-74
14.	269	Steve Soroka	1970-72
15.	239	Jon Higdon	1999-02
16.	237	Dennis Wedekind	1963-65
17.	235	Mickey Reeves	1958-59
18.	231	Cliff Eley	1956-57
19.	204	Leonard Supko	1968-70
20.	154	Tommy Phelan	2006-09
	154	Colin Finnegan	2004-07

Faceoff Wins

1.	363	Chris Pieczonka	2002-05
2.	313	William Wallace	2003-07
3.	258	Chris Dingman	2000-03
4.	183	Jason Hull	1995-98
5.	181	Mikelis Visgauss	2005-08
6.	175	Logan West	2009-present
7.	165	Jay James	1998-00
8.	156	Max Grant	1986-87
9.	154	Dan Sullivan	1993-95
10.	139	Frankie Coppola	2006-10
	139	Chris Messineo	1994-97
12.	109	Michael Schaal	1999-02
13.	92	Robby Battle	2007-10
14.	89	Bart Orr	1997-00
15.	64	Tommy Wallin	2003-07
16.	54	Dan Decker	2005-08
17.	24	Evan McGoogan	2010-present
18.	19	Dan Kretz	2000-03
19.	16	Brendan Hamm	2006-09
20.	14	Steve Looney	2003-06

WWW.NAVYSports.com



Hall of Famer Mike Buzzell is the only player in school history to finish his career with 100 goals and 100 assists.



One of only three players in Navy history to grab 200 ground balls, 1991 captain John Duthie ranks No. 2 on the all-time list.



Leading Navy to the 2004 NCAA Championship Game against Syracuse, Chris Pieczonka is Navy's all-time leader in faceoff wins.

NAVY MEN'S LACROSSE

SINGLE-SEASON LEADERS

Points

1.	85	Mike Buzzell	1979
2.	78	Mike Buzzell	1978
	78	Brendan Schneck	1978
4.	75	Jeff Long	1977
5.	63	James Lewis	1965
6.	62	Ian Dingman	2004
7.	61	Jeff Long	1975
8.	59	Jeff Long	1976
	59	James Lewis	1966
10.	57	Dave Bayly	1972
	57	Karl Rippelmeyer	1958
12.	56	Paul Basile	1987
	56	Syd Abernethy	1981
14.	55	Mike Herger	1987
15.	54	Jon Birsner	2006
	54	Mike Herger	1988
17.	53	Brian Keith	1989
	53	Glen Miles	1986
	53	Dave Bayly	1973
20.	52	Mike Hannan	1978

Goals

1.	51	Brendan Schneck	1978
2.	45	Mike Hannan	1978
3.	44	Joe Bossi	2004
4.	41	Brian Keith	1989
	41	Mike Buzzell	1979
	41	Mike Hannan	1979
7.	39	Syd Abernethy	1981
	39	James Chambers	1949
9.	38	Mike Buzzell	1978
10.	37	Mike Herger	1987
	37	Bob DeSimone	1975
	37	James Chambers	1947
13.	36	Ian Dingman	2004
	36	John Carter	1957
15.	34	James Chambers	1948
16.	33	Ian Dingman	2007
	33	Ian Dingman	2006
18.	32	Adam Borcz	2001
19.	31	Bob Pell	1971
	31	Karl Rippelmeyer	1960
	31	Samuel Moncure	1931

Assists

(1956 to present-excludes 57, 58, 60, 61, 64)

1.	53	Jeff Long	1977
2.	46	Paul Basile	1987
3.	44	Mike Buzzell	1979
4.	43	Jeff Long	1976
5.	40	Mike Buzzell	1978
6.	36	Jon Birsner	2006
	36	James Lewis	1965
8.	35	James Lewis	1966
9.	34	Paul Basile	1989
	34	Jeff Long	1975
11.	33	Bruce Seitz	1983
12.	32	Karl Rippelmeyer	1958
13.	31	Jon Birsner	2005
14.	30	Glen Miles	1986
	30	Dave Bayly	1973
	30	Dave Bayly	1972
17.	29	Jon Birsner	2004
	29	Dennis Nealson	1990
	29	Shannon Heyward	1956
20.	28	Mike Herger	1988

Shots (1978-84 shots not recorded)

1.	174	Bob DeSimone	1975
2.	144	Bob Pell	1971
3.	126	Jeff Long	1975
4.	115	Jamie O'Leary	1998
	115	James Lewis	1966
6.	111	Ian Dingman	2004
7.	109	Billy Looney	2006
8.	108	Adam Borcz	2001
	108	Jamie Slough	1994
10.	106	Patrick Moran	2010
11.	105	Jim Lewis	1965
12.	104	Ian Dingman	2006
	104	Jamie O'Leary	1997
	104	Brian Keith	1989
15.	103	Joe Bossi	2004
	103	Jeff Long	1977
17.	102	James Lewis	1964
18.	100	Billy Looney	2005
19.	99	Glen Miles	1986
20.	98	Ian Dingman	2007

Ground Balls (1985 to present)

1.	93	Chris Pieczonka	2004
2.	87	William Wallace	2006
3.	85	Steve Looney	2004
4.	80	Mikelis Visgauss	2008
5.	75	William Wallace	2007
6.	73	John Duthie	1991
7.	71	Glen Miles	1986
8.	69	Jamie Slough	1994
9.	67	Kevin Caradona	1992
10.	65	Mickey Jarboe	1999
11.	62	Louis Brown	1990
	62	John Duthie	1989
13.	61	Andy Tormey	2008
	61	Jason Hull	1998
15.	60	RJ Wickham	2010
	60	Steve Looney	2005
	60	Chris Pieczonka	2005
	60	Jay James	2000
	60	Doug Derocher	1990
20.	59	Kevin Caradona	1993



RJ Wickham registered 188 saves in 2010, marking the most shots turned away by a Navy goalkeeper since two-time Kelly Award winner Mickey Jarboe made 215 stops in 1999.


Saves (1956 to present)

1.	236	Bill Mueller	1975
2.	215	Mickey Jarboe	1999
3.	201	Garrett Luebker	1996
4.	196	Bill Mueller	1976
5.	193	Joe Donnelly	1987
6.	188	RJ Wickham	2010
7.	186	Garrett Luebker	1994
8.	183	Jeff Johnson	1978
9.	180	Kevin Farrington	1993
10.	179	Mickey Jarboe	1997
11.	176	Louis Brown	1990
	176	Louis Brown	1989
13.	175	Jeff Johnson	1977
14.	171	Kevin Farrington	1992
15.	167	Mickey Jarboe	1998
16.	165	Jeff Johnson	1979
17.	163	Joe Donnelly	1988
18.	161	Kevin Farrington	1991
19.	152	Ray Finnegan	1974
20.	146	Scott Bartkowski	1982

Faceoff Wins (1995 to present)

1.	173	Chris Pieczonka	2004
2.	156	Max Grant	1987
3.	154	Dan Sullivan	1995
4.	137	Chris Pieczonka	2005
5.	129	William Wallace	2006
6.	126	Mikelis Visgauss	2008
7.	110	Logan West	2011
8.	106	Frankie Coppola	2009
9.	104	William Wallace	2007
10.	101	Jason Hull	1998
11.	93	Chris Dingman	2002
12.	88	Chris Dingman	2003
	88	Jay James	2000
14.	75	Chris Messineo	1996
15.	71	Jay James	1999
16.	64	Logan West	2010
	64	Mike Haertel	1997
18.	59	Robby Battle	2010
19.	58	Michael Schaal	2001
20.	56	Chris Dingman	2001

WWW.NAVYSPORTS.COM



First-Team All-American Syd Abernethy led the Midshipmen in goals during the 1981 campaign with 39.

NAVY MEN'S LACROSSE

SINGLE-GAME INDIVIDUAL LEADERS

Points

1.	13 (5-8)	Mike Buzzell at Delaware, 4-11-78
2.	12 (4-8)	Dennis Nealon at Wash. College, 3-20-91
3.	11 (2-9)	Bruce Seitz at Princeton, 4-2-83
	11 (2-9)	Jeff Long at Hofstra, 4-17-76
5.	10 (3-7)	Mike Herger at Army, 4-7-90
	10 (7-3)	Mike Buzzell at Rutgers, 3-17-79
	10 (4-6)	Mike Buzzell at Hofstra, 4-11-79
8.	9 (5-4)	Dennis Nealon at Army, 4-7-90
	9 (2-7)	Paul Basile vs. Delaware, 3-21-87
	9 (6-3)	Brendan Schneck at Delaware, 4-11-78
	9 (1-8)	Jeff Long vs. Delaware, 4-5-77
	9 (4-5)	Brendan Schneck at Penn, 5-17-77
	9 (5-4)	William Kordis at Washington & Lee, 4-15-72
	9 (2-7)	Tom Mitchell vs. Duke, 5-6-61
15.	8 (2-6)	Andy Warner vs. Towson, 3-15-11
	8 (0-8)	Jon Birsner vs. Colgate, 3-19-05
	8 (5-3)	Matt Pawlikowski at Penn, 3-24-93
	8 (5-3)	Dennis Nealon vs. Delaware, 3-23-91
	8 (4-4)	Dennis Nealon vs. Penn, 3-17-90
	8 (2-6)	Dennis Nealon at MBC, 3-28-90
	8 (7-1)	Brian Keith at Wash. College, 3-4-89
	8 (6-2)	Brian Keith vs. Washington College, 3-16-88
	8 (1-7)	Mike Herger at Delaware, 3-26-88
	8 (0-8)	Paul Basile vs. Brown 5-13-87
	8 (3-5)	Bruce Seitz at Penn, 3-30-83
	8 (6-2)	Syd Abernethy vs. Rutgers, 3-14-81
	8 (6-2)	Syd Abernethy at Princeton, 4-4-81
	8 (3-5)	Mike Buzzell vs. N. Carolina, 5-21-80
	8 (6-2)	Mike Buzzell vs. Maryland, 4-21-79
	8 (6-2)	Brendan Schneck vs. Princeton, 4-8-78
	8 (3-5)	Mike Buzzell at Maryland, 4-22-78
	8 (5-3)	Mike Buzzell vs. Army, 5-17-78
	8 (1-7)	Jeff Long at Virginia, 4-30-77
	8 (7-1)	Robert DeSimone at Wash. & Lee, 3-28-75
	8 (4-4)	Dave Bayly at Hofstra, 4-6-74
	8 (3-5)	Dave Bayly vs. Dartmouth, 3-17-73
	8 (5-3)	Dave Bayly at Washington & Lee, 4-15-72
	8 (4-4)	Tom Mitchell vs. Mt. Washington L.C., 5-27-61

Goals

1.	8	Robert Booze vs. Drexel, 3-27-43
2.	7	Brian Keith at Washington College, 3-4-89
	7	Mike Buzzell at Rutgers, 3-17-79
	7	Robert DeSimone at Wash. & Lee, 3-28-75
	7	John Carter vs. Harvard, 4-6-57
	7	Robert Pirie at Princeton, 5-7-55
	7	James Chambers vs. Dartmouth, 4-3-47
	7	Samuel Moncure vs. Lehigh, 4-23-32
	7	Samuel Moncure vs. Lehigh, 5-9-31
	7	Elliott Parish vs. Randolph Macon, 4-6-29
	7	Robert Hull vs. New York Univ., 4-2-27
12.	6	Taylor Harris vs. Holy Cross, 3-26-06
	6	Matt Pawlikowski vs. Penn, 3-17-90
	6	Brian Keith vs. Washington College, 3-16-88
	6	Mike Herger at Princeton, 3-28-87
	6	Mike Herger vs. Brown 5-13-87
	6	John Hawley at Princeton, 3-30-85
	6	Tom Calabrese vs. Hofstra, 5-8-84
	6	Syd Abernethy vs. Rutgers, 3-14-81
	6	Syd Abernethy at Princeton, 4-4-81
	6	Syd Abernethy vs. Maryland, 4-18-81
	6	Mike Hannan at Penn, 4-4-79
	6	Mike Hannan at Hofstra, 4-11-79
	6	Mike Buzzell vs. Maryland, 4-21-79
	6	Brendan Schneck vs. Princeton, 4-8-78
	6	Brendan Schneck at Delaware, 4-11-78
	6	Mike Hannan vs. Army, 5-17-78
	6	Nick Smilari vs. Harvard, 4-4-73
	6	Pete Taylor vs. Princeton, 4-14-62
	6	John Carter vs. Duke, 4-20-57
	6	Robert Pirie vs. Harvard, 4-8-54
	6	James Chambers vs. Yale, 4-16-49
	6	James Chambers vs. Harvard, 4-3-48
	6	James Chambers vs. Union College, 3-31-47
	6	James Chambers vs. Harvard, 4-5-47
	6	Stewart McLean vs. Syracuse, 5-1-46
	6	John Carroll vs. City College of NY, 3-31-45



Dennis Nealon is the last Navy player to turn in a 10-point game. He posted 12 points on four goals and eight assists in a win over Washington College in 1991.

6	Francis Brady vs. Syracuse, 5-3-41
6	Stuart Miller at Army, 5-28-38
6	John Sullivan vs. Harvard, 4-10-37
6	Kenneth Schacht vs. Syracuse, 4-27-35
6	Samuel Moncure vs. Brown, 5-2-31
6	Samuel Moncure at Harvard, 5-16-31
6	Walter Linaweaver vs. Lafayette, 4-17-26
6	Richard Dole vs. Cornell, 4-8-22

Assists (1962-present, excludes 1964, '65)

1.	9	Bruce Seitz at Princeton, 4-2-83
	9	Jeff Long at Hofstra, 4-17-76
3.	8	Jon Birsner vs. Colgate, 3-19-05
	8	Dennis Nealon at Wash. College, 3-20-91
	8	Paul Basile vs. Brown 5-13-87
	8	Mike Buzzell at Delaware, 4-11-78
	8	Jeff Long vs. Delaware, 4-5-77
8.	7	Mike Herger at Army, 4-7-90
	7	Mike Herger at Delaware, 3-26-88
	7	Paul Basile vs. Delaware, 3-21-87
	7	Jeff Long at Virginia, 4-30-77
	7	Tom Mitchell vs. Duke, 5-6-61

Shots (1995-present)

1.	18	Billy Looney vs. Johns Hopkins, 4-22-06
2.	15	Adam Borcz at Johns Hopkins, 4-21-01
3.	14	Jamie O'Leary vs. Johns Hopkins, 4-17-98
4.	13	Tim Paul at North Carolina, 5-10-08
	13	Billy Looney at Army, 4-15-06
	13	Ian Dingman vs. Syracuse, 5-31-04

Ground Balls (1995-present)

1.	13	Dan Sullivan at Virginia, 3-4-95
2.	12	William Wallace at Army, 4-15-06
	12	William Wallace vs. Bucknell, 3-11-06
	12	Chris Pieczonka vs. Ohio State, 2-28-04
	12	Mickey Jarboe at Delaware, 3-28-99
	12	Jason Hull vs. North Carolina, 3-2-97

Saves (1968-present)

1.	28	Louis Brown vs. Rutgers, 3-11-89
2.	27	Kevin Farrington at Maryland, 4-11-92
	27	Louis Brown vs. Johns Hopkins, 4-28-90
	27	Joe Donnelly vs. Rutgers, 3-4-87
	27	Steve Nims vs. UMBC, 3-9-85

Faceoff Wins (1995-present)

1.	20	Chris Pieczonka vs. Syracuse, 5-31-04
	20	Dan Sullivan vs. Maryland, 4-8-95
3.	19	Logan West vs. Towson, 3-15-11
	19	Dan Sullivan at Virginia, 3-4-95
5.	18	Chris Pieczonka at Army, 3-27-04
	18	Dan Sullivan vs. Army, 3-31-95

Faceoff Attempts (1995-present)

1.	32	Dan Sullivan at Virginia, 3-4-95
	32	Dan Sullivan vs. Maryland, 4-8-95
3.	29	Logan West vs. Towson, 3-15-11
	29	Jason Hull vs. Delaware, 3-21-98
5.	28	Chris Pieczonka vs. Syracuse, 5-31-04
	28	Chris Messineo vs. UMBC, 2-24-96

Faceoff % (min. 10 attempts) (1995-present)

1.	1.00 (13-13)	W. Wallace vs. Lafayette, 3-15-05
2.	.941 (16-17)	W. Wallace vs. Bucknell, 3-11-06
3.	.938 (15-16)	D. Sullivan vs. Delaware, 3-25-95
4.	.933 (14-15)	C. Pieczonka vs. Colgate, 3-20-04
5.	.923 (12-13)	C. Pieczonka at Cornell, 5-23-04

Perfect Faceoff Games (min. of 5 attempts)

13-13	William Wallace vs. Lafayette, 3-15-05
8-8	William Wallace at Bucknell, 3-25-07
7-7	Michael Schaal at Stony Brook, 3-24-01
7-7	Bart Orr vs. Mt. St. Mary's, 4-14-98
5-5	Chris Dingman vs. Radford, 3-21-01

Extra-Man Goals (2000-present)

1.	3	Harrison Chaires at Holy Cross, 3-19-11
	3	Adam Borcz at Penn State, 4-14-01
3.	2	Tucker Hull at Georgetown, 4-1-11
	2	Ian Dingman at N. Carolina, 5-13-07
	2	Billy Looney at Lehigh, 3-10-07
	2	Ian Dingman at Maryland, 4-8-06
	2	Ian Dingman vs. Georgetown, 4-1-06
	2	Billy Looney vs. Bucknell, 3-11-06
	2	Nick Mirabito vs. Georgetown, 4-2-05
	2	Billy Looney at Holy Cross, 3-27-05
	2	Joe Bossi vs. Penn, 5-16-04
	2	Joe Bossi vs. Colgate, 4-30-04
	2	Ian Dingman at Lafayette, 2-21-04
	2	Ben Bailey at Maryland, 4-5-02
	2	Dave Pittard vs. North Carolina, 3-3-01
	2	Michael Catafo at Massachusetts, 3-10-01
	2	Nick Lockwood at Georgetown, 4-1-00
	2	Brandon Comes vs. Stony Brook, 3-25-00
	2	Adam Borcz vs. Radford, 3-7-00

Man-Down Goals (2000-present)

1.	1	Tucker Hull vs. Lafayette, 3-12-11
	1	Andy Tormey vs. Holy Cross, 3-17-07
	1	Nick Mirabito vs. Ohio State, 2-24-06
	1	Billy Looney vs. Lehigh, 4-29-05
	1	Graham Gill vs. UMBC, 4-15-03
	1	Ben Bailey vs. UMBC, 4-15-03
	1	Eddy Holton vs. Lehigh, 3-26-02
	1	Eddy Holton vs. Radford, 3-21-01

NAVY MEN'S LACROSSE

SINGLE-GAME TEAM LEADERS

Points

1.	49	at Delaware, 4-11-78
2.	37	Penn, 4-2-80
	37	Dartmouth, 3-16-74
	37	Harvard, 4-4-73
5.	36	at Delaware, 3-26-88
6.	35	vs. Colgate, 3-20-04
7.	34	Holy Cross, 4-18-04
	34	at UMBC, 4-2-77
	34	at Army, 5-30-76
	34	at Maryland, 4-28-62

Goals

1.	29	at Penn State, 4-11-59
	29	Union College, 3-31-47
	29	City College of NY, 3-31-45
4.	28	at Delaware, 4-11-78
5.	27	City College of NY, 4-1-44
6.	24	Penn, 4-2-80
	24	at Yale, 5-4-35
	24	Georgia Tech, 4-18-31
9.	23	Holy Cross, 4-18-04
	23	Dartmouth, 3-16-74
	23	Baltimore, 5-17-69
	23	vs. Duke, 5-13-58
	23	at Duke, 5-5-56
	23	at Penn, 4-20-55
	23	Penn State, 4-14-54
	23	Lehigh, 4-23-32
	23	Georgia Tech, 4-19-30
	23	vs. Lafayette, 4-17-26

Assists

1.	21	at Delaware, 4-11-78
2.	17	at Delaware, 3-26-88
3.	16	at Washington College, 3-20-91
	16	at Hofstra, 4-17-76
	16	at Army, 5-30-76
	16	at Hofstra, 4-6-74
	16	Harvard, 4-4-73
8.	15	at Princeton, 3-30-85
9.	14	vs. Colgate, 3-20-04
	14	at Washington College, 3-4-89
	14	Delaware, 4-5-77
	14	Dartmouth, 3-16-74
	14	Princeton, 4-13-74
	14	at Washington College, 3-22-72

Shots

1.	80	Harvard, 4-4-73
2.	76	Dartmouth, 3-27-77
	76	vs. Hofstra, 5-3-69
4.	75	Penn, 5-21-75
5.	73	Philadelphia Lax Club, 5-23-70

Ground Balls

1.	73	at Delaware, 4-3-90
2.	71	at Washington College, 3-20-91
3.	66	Holy Cross, 4-18-04
4.	62	Lehigh, 4-16-04
	62	Stony Brook, 3-25-00
	62	at Towson, 4-17-93
	62	vs. Duke, 3-31-90
	62	at Army, 4-7-90
	62	at Duke, 4-1-89

Saves

1.	30	at Maryland, 4-11-92
2.	28	Rutgers, 3-11-89
	28	Brown 5-13-87
	28	vs. UMBC, 3-9-85
5.	27	Johns Hopkins, 4-28-90
	27	Rutgers, 3-4-87

Faceoff Wins

1.	25	vs. Colgate, 3-20-04
2.	22	Holy Cross, 4-18-04
	22	at Army, 3-27-04
	22	UMBC, 2-25-95
	22	at Virginia, 3-4-95

Faceoff Attempts

1.	38	at Virginia, 3-4-95
2.	37	Johns Hopkins, 4-25-92
3.	35	at Army, 4-7-90
4.	34	at North Carolina, 3-2-96
	34	Maryland, 4-8-95
	34	Washington College, 3-1-94

Faceoff % (min. 10 attempts)

1.	1.000 (12-12)	at Bucknell, 3-25-07
2.	94.4 (17-18)	Lafayette, 3-15-05
3.	94.1 (16-17)	vs. Bucknell, 3-11-06
4.	92.3 (12-13)	at Cornell, 5-23-04
5.	80.6 (25-31)	vs. Colgate, 3-20-04

Worst Faceoff % (min. 10 attempts)


1.	16.7 (4-24)	at Massachusetts, 3-10-01
2.	18.2 (4-22)	at North Carolina, 2-25-11
3.	18.8 (3-16)	at Maryland, 4-9-94
4.	19.0 (4-21)	at North Carolina, 2-20-09
5.	20.0 (3-15)	Maryland, 4-10-99

Perfect Faceoff Games

12-12	at Bucknell, 3-25-07
William Wallace 8-8, Mikelis Visgauss 4-4	

Clear %

1.	1.000 (25-25)	Air Force, 3-24-98
	1.000 (24-24)	Johns Hopkins, 4-17-98
	1.000 (21-21)	Maryland, 4-17-91
	1.000 (18-18)	Lafayette, 3-15-05
	1.000 (17-17)	at Army, 5-2-10
	1.000 (17-17)	Duke, 3-15-98
	1.000 (13-13)	Air Force, 3-25-99



Ranked ninth on Navy's all-time assists list, All-American Mike Chanenchuk dealt out four of the school record-setting 21 assists against Delaware in 1978.

Worst Clear %

1.	46.2 (12-26)	at Maryland, 4-10-04
2.	46.7 (7-15)	vs. Bucknell, 3-11-06
3.	51.3 (20-39)	at Georgetown, 4-15-92
4.	51.7 (15-29)	at Georgetown, 3-28-98
5.	52.6 (10-19)	at Johns Hopkins, 4-21-07

Extra-Man Goals

1.	6	Air Force, 2-26-94
2.	5	at Holy Cross, 3-19-11
	5	at Lafayette, 2-21-04
	5	Radford, 3-7-00
	5	Johns Hopkins, 4-19-96
6.	4	VMI, 2-7-09
	4	vs. Bucknell, 3-11-06
	4	Maryland, 4-8-05
	4	at Penn State, 4-14-01
	4	at UMBC, 2-26-00
	4	Georgetown, 4-3-99
	4	Delaware, 3-21-98
	4	at Penn, 3-11-95
	4	at Delaware, 3-26-94
	4	at Delaware, 3-25-92
	4	at Army, 4-7-90

Extra-Man Attempts

1.	15	Air Force, 2-26-94
2.	11	Rutgers, 3-17-01
	11	Virginia, 3-4-94
4.	10	at Holy Cross, 3-19-11
	10	at Maryland, 4-5-02
	10	Georgetown, 4-1-01
	10	at Rutgers, 3-18-00
	10	Penn, 3-7-98
	10	Johns Hopkins, 4-19-96
	10	Penn, 3-12-94
	10	at Army, 4-4-92

Extra-Man %

1.	1.000 (4-4)	VMI, 2-7-09
	1.000 (3-3)	Lehigh, 4-16-04
	1.000 (3-3)	Air Force, 3-29-00
	1.000 (2-2)	vs. Lafayette, 4-30-10
	1.000 (2-2)	at Colgate, 3-27-10
	1.000 (2-2)	vs. Holy Cross, 3-15-08
	1.000 (2-2)	at Penn, 3-8-97
	1.000 (2-2)	Maryland, 4-17-91
	1.000 (1-1)	at Bucknell, 3-7-11
	1.000 (1-1)	Colgate, 3-21-09
	1.000 (1-1)	Lafayette, 3-7-09
	1.000 (1-1)	vs. Cornell, 2-23-08
	1.000 (1-1)	vs. Holy Cross, 3-17-07
	1.000 (1-1)	Lehigh, 3-24-06
	1.000 (1-1)	Army, 4-16-05
	1.000 (1-1)	at Maryland, 4-10-04
	1.000 (1-1)	Bucknell, 3-13-04
	1.000 (1-1)	Mt. St. Mary's, 4-14-98

1962-present: assists (excludes 1964, '65)

1968-present: saves, shots (excludes 1978-84)

1989-present: ground balls, face-offs, extra-man goals, extra-man attempts and % (excludes 1995), clear % (excludes 1995)

NAVY MEN'S LACROSSE

MISCELLANEOUS TEAM RECORDS

Most games played in a season	18 - 2004
Most wins in a season	15 - 2004
Most losses in a season	9 - 2011 (4-9)
Number of shutouts in school history	69 - most recent: 19-0 vs. Baltimore, 5-16-70
Number of times shut out in school history	1 - 1-0 by Harvard, 1910
Number of undefeated seasons	17 - most recent: 12-0-0 in 1965
Number of seasons without a loss	13 - most recent: 12-0-0 in 1965
Most goals in a game	30 vs. Maryland Club, 3-28-12 (W, 30-1)
Most goals in a game (by two teams)	41 - #3 Virginia 26, Navy 15, 4-24-82
Most goals allowed in a game	26 by #3 Virginia, 4-24-82 (L, 26-15)
Consecutive games scoring a goal	1062 - 1910 (vs. Lehigh) - present
Consecutive games scoring 10-plus goals (season)	13 - 1979
Consecutive games scoring 10-plus goals (over multiple seasons)	27 - 4-3-65 - 4-8-67

Most wins by a graduating class	49 (49-15, .766) by Class of 2007
Largest margin of victory	29 (29-0) vs. Union College, 3-31-47 29 (29-0) vs. City College of NY, 3-31-45 29 (30-1) vs. Maryland Club, 3-28-12
Largest margin of defeat	19 (24-5) at #4 Johns Hopkins, 4-19-97
Longest winning streak	45, 1916 - 5-12-23
Longest undefeated streak	46, 1916 - 5-19-23
Longest home winning streak	45, 1916 - 5-12-23
Longest road/neutral site winning streak	24, 5-2-59 - 4-29-67
Longest winning streak vs. one team	32 vs. Penn State, 1919 - 4-8-61
Longest losing streak vs. one team	36 vs. Johns Hopkins, 5-10-75 - 4-18-09
Longest continuous series with one team	79 years vs. Army (5-27-33 - present) Navy leads series, 57-30-3 66 years vs. Maryland (5-15-46 - present) Maryland leads series, 52-33-1 62 years vs. Johns Hopkins (5-13-50 - present) Johns Hopkins leads series, 58-26-1

Number of Patriot League regular-season titles	5 - 2004-05-06-07-08
Number of Patriot League Tournament titles	5 - 2004-05-06-07-09
Number of NCAA Tournament bids	26 - 1971-72-73-74-75-76-77-78-79-80-81-82-86-87-88-89-92-93-94-99-04-05-06-07-08-09
Number of NCAA Semifinal appearances	8 - 1971-75-76-77-78-79-81-04
Number of NCAA Championship appearances	2 - 1975-04
Number of National Championships	17 Total 12 - Outright: 1928-29-38-43-46-54-60-62-63-64-65-66 3 - Co: 1945-49-61 2 - Tri: 1967-70

Top 10 Team Performances

Points		
1.	347	2004
2.	329	1977
3.	323	1978
4.	303	1965
5.	291	1979
6.	278	1975
7.	269	1976
8.	266	1966
9.	261	1974
10.	259	2007

Goals		
1.	221	2004
2.	209	1978
3.	199	1965
4.	194	1977
5.	182	1975
6.	177	1979
	177	1966
8.	167	1949
9.	165	2007
10.	164	1962

Assists		
1.	135	1977
2.	126	2004
3.	114	1979
	114	1978
5.	108	1976
6.	104	1965
7.	103	1974
8.	96	1989
	96	1975
10.	94	2007

* beginning with 1956; missing between 1960-63

Shots		
1.	796	1975
2.	733	1977
3.	709	2004
4.	699	1976
5.	682	1969
6.	670	1966
7.	642	1973
8.	616	1971
9.	603	2005
10.	600	1965

* beginning with 1956; missing between 1960-63, 1978-84

Ground Balls		
1.	806	2004
2.	645	1994
3.	627	1999
4.	623	1992
5.	620	1986
6.	617	1987
7.	581	1993
8.	578	1989
9.	575	2000
10.	559	1998

* beginning with 1985

Saves		
1.	247	1975
2.	224	1976
3.	222	1999
4.	215	1977
5.	212	1981
	212	1978
7.	208	1981
8.	207	1996
9.	205	1979
10.	196	1997

* beginning with 1956; missing between 1960-63

Faceoff Wins		
1.	268	2004
2.	188	2005
3.	176	2007
4.	163	2008
	163	1987
6.	156	2009
7.	154	2006
8.	148	2002
9.	145	2003
10.	144	1985

* beginning with 1985; missing between 1990-97

NAVY MEN'S LACROSSE

CLASS RECORDS

Class Record Holders

Statistic	Freshman	Sophomore	Junior	Senior
Points	55 by Mike Herger, 1987	78 by Mike Buzzell, 1978 78 by Brendan Schneck, 1978	85 by Mike Buzzell, 1979	75 by Jeff Long, 1977
Goals	37 by Mike Herger, 1987	51 by Brendan Schneck, 1978	45 by Mike Hannan, 1978	44 by Joe Bossi, 2004
Assists	26 by Paul Basile, 1986	46 by Paul Basile, 1987	44 by Mike Buzzell, 1979	53 by Jeff Long, 1977
Shots	94 by Bob DeSimone, 1974	174 by Bob DeSimone, 1975	144 by Bob Pell, 1971	115 by Jimmy Lewis, 1966
Ground Balls	57 by Doug Derocher, 1989	85 by Steve Looney, 2004	93 by Chris Pieczonka, 2004	80 by Mikelis Visgauss, 2008
Saves	179 by Mickey Jarboe, 1997	188 by RJ Wickham, 2010	236 by Bill Mueller, 1975	201 by Garrett Luebker, 1996
Faceoff Wins	64 by Mike Haertel, 1997	64 by Logan West, 2010	173 by Chris Pieczonka, 2004	154 by Dan Sullivan, 1995
Faceoff Attempts	122 by Mike Haertel, 1997	130 by Logan West, 2010	281 by Max Grant, 1987	260 by Dan Sullivan, 1995
Faceoff %	.630 by William Wallace, 2004	.696 by Dan Decker, 2006	.676 by Chris Pieczonka, 2004	.642 by William Wallace, 2007

Freshmen Records

Points

1.	55 (37-18)	Mike Herger	1987
2.	43 (22-21)	Brendan Schneck	1977
3.	40 (23-17)	Ian Dingman	2003
4.	38 (23-15)	Tucker Hull	2011
	38 (23-15)	Sam Jones	2011
	38 (19-19)	Jeff Long	1974
7.	37 (11-26)	Paul Basile	1986
	37 (28-9)	Tom Hanzsche	1986
	37 (27-10)	John Hawley	1985
10.	33 (27-6)	Nick Mirabito	2005
	33 (33-0)	James Chambers	1946
12.	31 (12-19)	Dave Pittard	2001

Goals

1.	37	Mike Herger	1987
2.	33	James Chambers	1946
3.	28	Tom Hanzsche	1986
4.	27	Nick Mirabito	2005
	27	John Hawley	1985
6.	23	Tucker Hull	2011
	23	Sam Jones	2011
	23	Ian Dingman	2003
	23	Adam Borcz	1998
10.	22	Brendan Schneck	1977

Assists

1.	26	Paul Basile	1986
2.	21	Brendan Schneck	1977
3.	19	Dave Pittard	2001
	19	Jeff Long	1974
5.	18	Mike Herger	1987
6.	17	Ian Dingman	2003
7.	15	Tucker Hull	2011
	15	Sam Jones	2011
9.	13	Mike Chanenchuk	1976
10.	10	John Hawley	1985
	10	Jim Shulson	1975

Shots

1.	94	Bob DeSimone	1974
2.	93	Mike Herger	1987
3.	82	Nick Mirabito	2005
4.	72	Jeff Long	1974
5.	66	Basil Daratsos	2007
6.	63	John Hawley	1985
7.	62	Billy Looney	2004
	62	Adam Borcz	1998
	62	Tom Hanzsche	1986
10.	60	Ian Dingman	2003
	60	Andy Ross	1994

Ground Balls

1.	57	Doug Derocher	1989
2.	49	Tom Hanzsche	1986
3.	41	Chad Donnelly	1997
	41	Joe Bonacci	1987
	41	Mike Herger	1987
	41	Nick Amatuccio	1985
7.	39	Paul Basile	1986
8.	35	Jaren Woeppel	2007
9.	33	Mickey Jarboe	1997
	33	John Hawley	1985
	33	Frank Snyder	1985

Saves

1.	179	Mickey Jarboe	1997
2.	127	Scott Bartkowski	1980
3.	126	Steve Nims	1983
5.	42	RJ Wickham	2009
5.	22	Jeff Johnson	1976
6.	10	Joe Donnelly	1985
7.	9	Joe Solomon	1987
8.	7	Art Athens	1975
9.	6	Bob Vogelsburg	1975
10.	4	Kimo Silcox	1996



Jaren Woeppel is the only player in the last 20 years to rank among Navy's freshmen ground ball leaders.

Faceoff Wins


1.	64	Mike Haertel	1997
2.	46	William Wallace	2004
3.	45	Tommy Wallin	2004
4.	21	Chris Dingman	2000
5.	17	Arthur Rhodes	1999
6.	10	Steve Looney	2003
7.	6	Will Fields	2010
	6	Chris Pieczonka	2002
	6	Brent Cower	1996
10.	3	Dan Decker	2005

Faceoff Attempts

1.	122	Mike Haertel	1997
2.	73	William Wallace	2004
	73	Tommy Wallin	2004
4.	43	Chris Dingman	2000
5.	36	Arthur Rhodes	1999
6.	19	Steve Looney	2003
7.	18	Will Fields	2010
8.	15	Brent Cower	1996
9.	14	Jason Hull	1995
10.	10	Chris Pieczonka	2002

Faceoff % (min. 20 attempts)

1.	.630 (46-73)	William Wallace	2004
2.	.616 (45-73)	Tommy Wallin	2004
3.	.525 (64-122)	Mike Haertel	1997
4.	.488 (21-43)	Chris Dingman	2000
5.	.472 (17-36)	Arthur Rhodes	1999



More than 60 years have past since Hall of Famer James Chambers was a plebe, yet he still ranks among Navy's all-time freshman point scorers with 33. He stands 10th on the Mids' career scoring list (143) and remains the school's all-time leader in goals (143).

NAVY MEN'S LACROSSE

LARGEST MARGIN OF VICTORY / DEFEAT

Largest Margin of Victory

29 (29-0)	vs. Union College	3-31-47
29 (29-0)	vs. City College of NY	3-31-45
29 (30-1)	vs. Maryland Club	3-28-12
27 (27-0)	vs. City College of NY	4-1-44
26 (29-3)	at Penn State	4-11-59
24 (24-0)	vs. MIT	4-30-32
23 (23-0)	vs. Penn State	5-19-45
23 (23-0)	vs. Lehigh	4-23-32
23 (24-1)	vs. Georgia Tech	4-18-31
23 (23-0)	vs. Lafayette	4-17-26
22 (23-1)	vs. Univ. of Baltimore	5-17-69
22 (23-1)	at Penn	4-20-55
22 (23-1)	vs. Penn State	4-14-54
22 (23-1)	vs. Georgia Tech	4-19-30
21 (22-1)	vs. Washington College	4-28-65
21 (23-2)	vs. Duke	5-13-58
21 (21-0)	vs. Duke	4-20-57
21 (21-0)	vs. Penn State	4-12-52
21 (25-4)	vs. Cornell	5-18-46
20 (22-2)	vs. Denison	3-26-69
20 (20-0)	at Penn State	4-28-45
20 (21-1)	vs. Penn State	4-29-44

Largest Margin of Victory at Home

29 (29-0)	vs. Union College	3-31-47
29 (29-0)	vs. City College of NY	3-31-45
29 (30-1)	vs. Maryland Club	3-28-12
27 (27-0)	vs. City College of NY	4-1-44
24 (24-0)	vs. MIT	4-30-32
23 (23-0)	vs. Penn State	5-19-45
23 (23-0)	vs. Lehigh	4-23-32
23 (24-1)	vs. Georgia Tech	4-18-31
23 (23-0)	vs. Lafayette	4-17-26
22 (23-1)	vs. Univ. of Baltimore	5-17-69
22 (23-1)	vs. Penn	4-20-55
22 (23-1)	vs. Penn State	4-14-54
22 (23-1)	vs. Georgia Tech	4-19-30

Largest Margin of Victory on the Road

26 (29-3)	at Penn State	4-11-59
22 (23-1)	at Penn	4-20-55
20 (20-0)	at Penn State	4-28-45
19 (23-4)	at Duke	5-5-56
19 (24-5)	at Cornell	5-4-46
18 (18-0)	at Penn	5-17-58
18 (24-6)	at Yale	5-4-35
17 (19-2)	at Hofstra	5-1-65
17 (20-3)	at Rutgers	3-28-64
16 (18-2)	at Penn	5-20-50

Largest Margin of Victory at a Neutral Site

15 (21-6)	vs. Colgate	3-20-04
10 (12-2)	vs. Holy Cross	3-17-07
7 (9-2)	vs. Lehigh	\$ 4-28-06
7 (9-2)	vs. Providence	2-19-05
5 (11-6)	vs. Colgate	3-19-05
4 (8-4)	vs. Army	4-11-09
4 (9-5)	vs. Bucknell	3-11-06
3 (8-5)	vs. #17 Army	\$ 4-30-06
3 (6-3)	vs. #13 Massachusetts	3-11-00
3 (9-6)	vs. Johns Hopkins	5-8-71

Largest Margin of Defeat

19 (5-24)	at #4 Johns Hopkins	4-19-97
18 (5-23)	at #1 Syracuse	5-21-88
17 (7-24)	at North Carolina	3-2-96
16 (6-22)	at #1 Cornell	5-21-77
14 (3-17)	at #1 Johns Hopkins	4-19-03
14 (7-21)	at #1 Maryland	4-4-98
14 (5-19)	at #3 Syracuse	5-17-87
14 (10-24)	at #1 Johns Hopkins	4-27-85
14 (2-16)	at #1 North Carolina	5-19-82
14 (3-17)	vs. Johns Hopkins	4-29-72
12 (6-18)	at #12 Maryland	4-14-90
12 (5-17)	vs. #1 Maryland	4-11-87
11 (4-15)	vs. Duke	3-16-96

11 (13-24)	at #2 Virginia	3-4-95
11 (8-19)	vs. #9 Loyola	5-15-93
11 (15-26)	vs. #3 Virginia	4-24-82
11 (11-22)	vs. #2 Johns Hopkins	5-6-78
11 (11-22)	at #1 Maryland	5-23-76
11 (6-17)	at Duke	4-28-51
11 (1-12)	vs. Princeton	5-9-42
11 (2-13)	at Army	6-1-40
10 (1-11)	at #2 Johns Hopkins	4-24-99
10 (7-17)	at #9 North Carolina	2-28-98
10 (12-22)	vs. #6 Johns Hopkins	4-25-92
10 (4-14)	vs. Army	5-31-69
10 (4-14)	vs. Mt. Washington L.C.	5-18-35

Largest Margin of Defeat at Home

14 (3-17)	vs. Johns Hopkins	4-29-72
12 (5-17)	vs. #1 Maryland	4-11-87
11 (4-15)	vs. Duke	3-16-96
11 (8-19)	vs. #9 Loyola	5-15-93
11 (15-26)	vs. #3 Virginia	4-24-82
11 (11-22)	vs. #2 Johns Hopkins	5-6-78
11 (1-12)	vs. Princeton	5-9-42
10 (12-22)	vs. #6 Johns Hopkins	4-25-92
10 (4-14)	vs. Army	5-31-69
10 (4-14)	vs. Mt. Washington L.C.	5-18-35

Largest Margin of Defeat on the Road

19 (5-24)	at #4 Johns Hopkins	4-19-97
18 (5-23)	at #1 Syracuse	5-21-88
17 (7-24)	at North Carolina	3-2-96
16 (6-22)	at #1 Cornell	5-21-77
14 (3-17)	at #1 Johns Hopkins	4-19-03
14 (7-21)	at #1 Maryland	4-4-98
14 (5-19)	at #3 Syracuse	5-17-87
14 (10-24)	at #1 Johns Hopkins	4-27-85
14 (2-16)	at #1 North Carolina	5-19-82
12 (6-18)	at #12 Maryland	4-14-90

Largest Margin of Defeat at a Neutral Site

8 (7-15)	vs. #8 Hofstra	5-15-99
7 (13-20)	vs. #4 Maryland	5-31-75
2 (8-10)	vs. #6 Virginia	! 5-21-05
2 (3-5)	vs. Maryland	4-12-24
1 (13-14)	vs. #4 Syracuse	! 5-31-04
1 (6-7)	vs. Army	+ 4-17-10

Largest Margin of Victory in a Patriot League Game

(Regular Season or Tournament)

18 (23-5)	vs. Holy Cross	4-18-04
15 (21-6)	vs. Colgate	^ 3-20-04
14 (17-3)	vs. Holy Cross	3-26-06
13 (16-3)	vs. Holy Cross	+ 3-15-08
13 (14-1)	vs. Lafayette	3-15-05
13 (14-1)	at Lafayette	2-21-04
11 (14-3)	vs. Lehigh	+ 3-11-08
11 (12-1)	vs. Army	\$ 4-27-07
10 (12-2)	vs. Holy Cross	^ 3-17-07
10 (15-5)	vs. Colgate	\$ 4-30-04
9 (15-6)	vs. Lafayette	3-12-11
9 (16-7)	vs. Lehigh	4-16-04
8 (18-10)	at #9 Army	3-27-04

Largest Margin of Defeat in a Patriot League game

(Regular Season or Tournament)

7 (8-15)	at Lafayette	3-12-10
5 (9-14)	Army	4-16-11
4 (10-14)	at Lehigh	3-11-11
3 (9-12)	vs. Colgate	\$ 4-25-08
3 (6-9)	at Army	4-12-08
3 (3-6)	at Colgate	3-18-06
1 (4-5)	vs. Colgate	3-26-11
1 (11-12)	at Bucknell (2OT)	3-7-11
1 (6-7)	at Army	\$ 5-2-10
1 (6-7)	vs. Army	4-17-10
1 (10-9)	Colgate	3-21-09
1 (8-7)	at Bucknell	2-28-09
1 (7-8)	at Bucknell (OT)	3-12-05

+ - Patriot League game

^ Neutral site game

\$ Patriot League Tournament game

! NCAA Tournament game



Ben Bailey was one of 18 different Navy players to score in the Mids' 23-5 win over league foe Holy Cross in 2004. The 18-goal difference marks the most lopsided win by the Midshipmen during Richie Meade's tenure.

RANKINGS HISTORY

By the Numbers

Record vs. Teams Ranked in Top 25	144-175
Record vs. Teams Ranked in Top 20	142-175
Record vs. Teams Ranked in Top 15	108-166
Record vs. Teams Ranked in Top 10	79-132
Record vs. Teams Ranked in Top 5	29-80

Record vs. Teams When Ranked in Top 25	255-170
Record vs. Teams When Ranked in Top 20	255-170
Record vs. Teams When Ranked in Top 15	234-154
Record vs. Teams When Ranked in Top 10	164-104
Record vs. Teams When Ranked in Top 5	68-42
*** Rankings began in 1973	

Navy's Record Against...

Rk	Record	Last Game			
1	1-21	L	8-9	at J. Hopkins (OT)	4-23-05
2	2-17	L	5-14	Johns Hopkins	4-23-11
3	6-13	L	5-14	at Duke	5-9-09
4	11-17	L	9-11	at Maryland	4-10-10
5	9-10	W	19-9	North Carolina	3-2-07
6	9-13	L	8-9	at North Carolina	2-20-09
7	14-14	L	4-10	Maryland	4-8-11
8	9-7	W	10-4	Maryland	4-3-09
9	10-11	L	7-15	Johns Hopkins	4-18-09
10	8-6	W	13-11	UMBC	4-15-03
11	5-7	L	7-8	Maryland (2OT)	4-6-07
12	5-9	L	8-10	at North Carolina	2-25-11
13	9-5	L	12-13	Georgetown (OT)	4-2-10
14	3-6	L	8-9	at Loyola	2-19-11
15	6-6	L	9-15	at Lafayette	3-12-10
16	7-1	W	6-4	at Bucknell	3-25-07
17	9-3	L	9-14	Army	4-16-11
18	5-1	W	11-4	at UMBC	2-23-02
19	8-1	W	8-6	#19 Ohio State	2-14-09
20	5-1	L	9-12	Ohio State	2-28-04
21	1-0	W	9-3	Ohio State	2-24-06
22	1-0	W	11-5	at Army	4-25-98
23	0-0				
24	0-0				
25	0-0				
All-Time Record		144-175 (45.1)			

Navy's Record When Ranked...

Rk	Record	Last Game			
1	0-0				
2	7-3	L	8-7	at Bucknell (OT)	3-12-05
3	15-10	L	10-8	vs. #6 Virginia	5-21-05
4	36-17	L	10-9	at #7 Georgetown	3-31-07
5	10-12	W	12-2	vs. Holy Cross	3-17-07
6	26-18	L	6-9	at #17 Army	4-12-08
7	24-7	W	11-3	at #14 N. Carolina	3-4-06
8	21-13	W	8-3	at Colgate	3-23-08
9	11-9	L	8-9	at #6 N. Carolina	2-20-09
10	14-15	L	5-12	#7 Johns Hopkins	4-19-08
11	13-12	L	7-8	#15 Loyola (OT)	2-20-10
12	20-12	L	5-14	at #3 Duke	5-9-09
13	12-12	W	8-4	Army	4-11-09
14	17-9	L	4-10	#4 Johns Hopkins	5-17-08
15	8-5	L	9-10	Colgate	3-21-09
16	6-4	L	4-11	#4 N Carolina	2-25-10
17	3-3	L	8-15	at #15 Lafayette	3-12-10
18	4-2	W	12-6	at #22 Army	4-25-98
19	0-2	L	11-8	at #9 Mass.	3-10-01
20	7-3	W	11-5	#3 Georgetown	4-1-01
21	0-0				
22	0-0				
23	0-0				
24	0-0				
25	0-0				
All-Time Record		255-170 (60.0)			

Navy vs. Top-5 Opponents

Date	Opponent	Navy Result	Rk
4-14-73	#3 Maryland	L 7-14	4
4-21-73	at #3 Virginia	L 9-11	4
5-5-73	at #1 Johns Hopkins	L 7-12	6
5-12-73	#5 Army	W 8-5	7
5-19-73	at #4 Wash. & Lee (3OT)	L 12-13	6
3-23-74	#5 Washington & Lee	L 10-13	4
4-27-74	#5 Virginia	L 9-13	6
5-4-74	#2 Johns Hopkins	W 13-12	6
5-18-74	at #3 Washington & Lee	L 9-11	6
4-5-75	#2 Cornell	L 7-16	5
4-19-75	#5 Hofstra	W 15-10	7
4-26-75	#4 Maryland	W 10-9	5
5-3-75	at #3 Virginia	W 15-11	4
5-10-75	at #1 Johns Hopkins	L 11-16	3
5-24-75	at #2 Cornell	W 15-12	3
5-31-75	vs. #4 Maryland	L 13-20	3
4-14-76	#3 North Carolina	W 10-4	3
4-24-76	at #2 Maryland	L 10-14	3
5-8-76	#5 Johns Hopkins	L 10-18	3
5-19-76	#5 North Carolina	W 13-9	4
5-23-76	at #1 Maryland	L 11-22	4
4-23-77	#2 Maryland	L 13-16	5
5-7-77	at #3 Johns Hopkins	L 11-17	4
5-13-77	at #5 Penn	L 12-19	4
5-17-77	at #4 Penn	W 14-12	6
5-21-77	at #1 Cornell	L 6-22	6
4-22-78	at #2 Maryland	L 13-16	4
4-29-78	#5 Virginia	W 15-8	4
5-6-78	#2 Johns Hopkins	L 11-22	4
5-17-78	#5 Army	W 16-13	4
5-20-78	at #1 Cornell	L 7-13	4
6-3-78	at #5 Army	W 16-15	4
4-21-79	#2 Maryland	L 12-17	5
4-29-79	at #4 Virginia	W 11-8	5
5-5-79	at #1 Johns Hopkins	L 10-17	5
5-19-79	at #2 Maryland	L 10-15	3
4-19-80	at #5 Maryland	W 11-9	7
4-26-80	#1 Virginia	L 9-12	5
5-3-80	#2 Johns Hopkins	L 8-13	5
3-21-81	at #4 Syracuse	L 10-14	7
4-26-81	at #4 Virginia	W 13-12	6
5-2-81	#1 Johns Hopkins	L 6-9	6
5-20-81	at #3 Army	W 16-10	6
5-23-81	at #2 North Carolina	L 8-17	6
4-14-82	at #3 Army (OT)	W 12-11	6
4-24-82	#3 Virginia	L 15-26	7
5-1-82	#3 Johns Hopkins	L 7-12	8
5-19-82	at #1 North Carolina	L 2-16	9
4-9-83	#4 Army	W 10-9	NR
4-23-83	at #4 Virginia	L 10-14	11
4-30-83	at #1 Johns Hopkins	L 8-13	10
3-24-84	at #4 North Carolina	L 4-11	8
4-7-84	at #5 Army	L 6-9	9
4-21-84	#4 Virginia	W 7-6	11
4-28-84	#2 Johns Hopkins	L 6-9	8
4-20-85	at #4 Virginia	L 6-12	12
4-27-85	at #1 Johns Hopkins	L 10-24	13
4-12-86	at #2 Maryland	L 8-11	4
4-26-86	#1 Johns Hopkins	L 11-14	6
5-19-86	at #3 Virginia	L 9-12	6
4-11-87	#1 Maryland	L 5-17	6
5-17-87	at #3 Syracuse	L 5-19	6
4-30-88	#2 Johns Hopkins	L 7-10	7
5-21-88	at #1 Syracuse	L 5-23	7
4-15-89	#4 Maryland	L 5-6	5
4-29/89	at #1 Johns Hopkins	L 5-7	8
5-22-89	at #1 Syracuse	L 11-18	8
4-21-90	#4 Virginia	W 10-7	13
3-3-91	at #3 Virginia	L 7-14	10
4-18-92	#5 Towson	W 12-2	9
3-6-93	at #5 Virginia	L 7-9	11
4-24-93	at #4 Johns Hopkins	L 8-11	8
3-5-94	#5 Virginia	L 7-14	7
3-4-95	at #2 Virginia	L 13-24	T11



Patrick Winter (L), Steve Looney (C) and Victor Barger (R) celebrate following the Mids' 9-6 win over No. 1-ranked Maryland in 2004.

Date	Opponent	Navy Result	Rk
4-8-95	#3 Maryland	L 11-19	12
4-22-95	at #1 Johns Hopkins	L 8-16	17
4-5-97	#4 Maryland	L 5-10	10
4-19-97	at #4 Johns Hopkins	L 5-24	13
4-4-98	at #1 Maryland	L 7-21	14
4-17-98	#3 Johns Hopkins	L 14-15	18
3-21-99	at #3 Duke	L 4-9	11
4-24-99	at #2 Johns Hopkins	L 1-11	13
4-1-01	#3 Georgetown	W 11-4	20
4-20-02	#2 Johns Hopkins	L 8-9	14
3-30-03	#4 Georgetown (OT)	L 3-4	12
4-5-03	#4 Maryland	L 7-9	16
4-19-03	at #1 Johns Hopkins	L 3-17	NR
3-5-04	at #4 North Carolina (OT)	W 9-8	NR
4-3-04	at #4 Georgetown	W 7-5	6
4-10-04	at #1 Maryland	W 9-6	4
4-24-04	#1 Johns Hopkins (OT)	L 9-10	2
5-31-04	vs. #4 Syracuse	L 13-14	2
4-16-05	#4 Army	W 12-9	T6
4-23-05	at #1 Johns Hopkins (OT)	L 8-9	5
4-1-06	#5 Georgetown	L 5-9	8
4-8-06	at #4 Maryland	W 7-6	11
5-14-06	at #5 Georgetown	L 7-9	9
3-2-07	#5 North Carolina	W 19-8	12
3-29-08	#4 Georgetown (OT)	L 10-11	10
4-4-08	at #3 Maryland	W 5-4	9
5-17-08	#4 Johns Hopkins	L 4-10	14
5-9-09	at #3 Duke	L 5-14	12
4-23-11	at #2 Johns Hopkins	L 5-14	NR

NAVY MEN'S LACROSSE

ALL-TIME SEASON OPENERS

All-Time Record	88-15-1
Current Streak	Won 10
Last Win	Feb. 12, 2011; Navy 14, VMI 8
Last Loss	Feb. 24, 2001; UMBC 9, Navy 8 OT

1908	Johns Hopkins	L	1-6
1909	Johns Hopkins	L	4-7
1910	Mt. Washington Jr.	W	6-0
1911	Johns Hopkins	L	1-2
3-21-12	Baltimore City	W	4-2
1913	Baltimore City	W	9-1
1914	Lehigh	W	5-1
1915	Mt. Washington L.C.	L	1-2
1916	Baltimore City	W	15-1
1917	Baltimore City	W	10-1
1918	Baltimore City	W	8-0
1919	Penn State	W	13-0
1920	Maryland State	W	11-1
1921	Maryland State	W	15-0
4-1-22	Maryland Club	W	16-0
3-31-23	Stevens Inst. of Tech	W	12-1
4-12-24	& vs. Maryland	L	3-5
4-8-25	Stevens Inst. of Tech	W	14-0
4-3-26	New York	W	4-0
4-2-27	New York	W	11-1
3-31-28	New York	W	7-3
3-30-29	New York	W	11-0
4-5-30	Oxford-Cambridge	L	4-5
4-11-31	Western Maryland	W	10-0
4-9-32	Mt. Washington L.C.	L	4-5
4-8-33	Harvard	T	6-6
4-7-34	Penn	W	13-1
4-6-35	Harvard	W	7-1
4-4-36	Harvard	W	8-2
4-3-37	Dartmouth	W	6-2
4-2-38	Dartmouth	W	11-4
4-1-39	Dartmouth	W	11-3
4-3-40	Dartmouth	W	13-3
3-29-41	Dartmouth	W	11-5
4-2-42	Dartmouth	W	9-8
3-24-43	Drexel	W	20-6
4-1-44	City College of NY	W	27-0
3-31-45	City College of NY	W	29-0
4-13-46	Swarthmore	W	13-0
3-31-47	Union College	W	29-0

3-31-48	Dartmouth	W	13-6
4-4-49	Williams College	W	14-3
4-1-50	Washington College	W	10-5
3-28-51	Washington College	W	8-6
3-29-52	Washington College	W	12-7
3-28-53	Washington College	W	13-5
4-3-54	Washington College	W	18-0
3-26-55	Washington College	W	13-4
3-24-56	Washington College	W	18-10
3-30-57	Washington College	W	18-11
3-29-58	Washington College	W	17-8
3-28-59	Rutgers	W	10-9
4-2-60	at Rutgers	W	15-2
4-1-61	Rutgers	W	12-3
3-31-62	at Rutgers	W	17-6
3-30-63	Rutgers	W	13-3
3-28-64	at Rutgers	W	20-3
4-3-65	Mt. Washington L.C.	W	11-10
4-2-66	Washington College	W	18-3
4-1-67	Syracuse	W	18-4
3-30-68	Syracuse	W	14-0
3-26-69	Denison	W	22-2
3-28-70	Carling L.C.	W	5-4
3-17-71	Yale	W	8-4
3-22-72	at Washington College	W	18-3
3-17-73	Dartmouth	W	16-2
3-16-74	Dartmouth	W	23-4
3-19-75	at UMBC	L	9-10
3-20-76	Rutgers	W	14-10
3-19-77	Rutgers	L	7-9
3-18-78	Rutgers	W	13-7
3-17-79	at Rutgers	L	15-16
3-19-80	at Washington College	W	14-7
3-14-81	Rutgers	L	11-14
3-13-82	at Washington & Lee (OT)	W	11-10
3-12-83	Washington & Lee	W	13-7
3-10-84	at Washington & Lee	W	13-9
3-9-85	UMBC (OT)	W	9-8
3-4-86	at Rutgers	W	14-12
3-4-87	Rutgers	W	7-6
3-5-88	at UMBC	W	13-6
3-4-89	at Washington College	W	15-9
3-30-90	Washington College	W	16-4
3-3-91	at #3 Virginia	L	7-14
2-29-92	at #18 Penn State	L	9-16

2-27-93	#17 Penn State	W	11-9
2-26-94	Air Force	W	19-3
2-25-95	UMBC	W	16-13
2-24-96	UMBC	W	14-13
2-22-97	at UMBC	W	11-10
2-21-98	at UMBC	W	15-12
2-27-99	#11 UMBC	L	3-9
2-26-00	* at #11 UMBC	W	11-2
2-24-01	UMBC* (OT)	L	8-9
2-16-02	St. Joseph's	W	16-2
2-15-03	Marist (3 Qtrs.)	W	12-1
2-21-04	+ at Lafayette	W	14-1
2-19-05	= vs. Providence	W	9-2
2-18-06	at Saint Joseph's	W	12-2
2-17-07	Saint Joseph's	W	10-3
2-9-08	VMI	W	10-2
2-7-09	VMI	W	13-5
2-13-10	VMI	W	16-5
2-12-11	VMI	W	14-8

& - game played in Washington, D.C.

= - game played in Branford, Conn.

* - ECAC Lacrosse League game

+ - Patriot League game

WWW.NAVYSPORTS.COM



Sam Jones paced Navy with four goals and an assist in his Patriot League debut in 2011 vs. Lehigh.

Navy in Conference Openers

Patriot League

All-Time Record	5-3
Current Streak	Lost 1
Last Win	March 2, 2010; Navy 8, Lehigh 3
Last Loss	March 1, 2011; Lehigh 14, Navy 10

Home	0-0
Road	4-3
Neutral Site	1-0

vs. Army	0-0
vs. Bucknell	1-2
vs. Colgate	0-0
vs. Holy Cross	0-0
vs. Lafayette	3-0
vs. Lehigh	1-1

2-21-04	at Lafayette	W	14-1
3-12-05	at Bucknell (OT)	L	8-7
3-11-06	= vs. Bucknell	W	9-5
2-24-07	at Lafayette	W	9-4
3-8-08	at Lafayette	W	8-5
2-28-09	at Bucknell	L	7-8
3-6-10	at Lehigh	W	8-3
3-1-11	at Lehigh	L	10-14

= - First 4 Invitational (San Diego, Calif.)

ECAC Lacrosse League

All-Time Record	2-2
Home	0-0
Road	2-2
Neutral Site	0-0

vs. Georgetown	0-0
vs. UMBC	2-1
vs. Massachusetts	0-1
vs. Penn State	0-0
vs. Rutgers	0-0
vs. Stony Brook	0-0

2-26-00	at UMBC	W	11-2
2-24-01	UMBC (OT)	L	9-8
2-23-02	at UMBC	W	11-4
3-8-03	at Massachusetts	L	10-9

NAVY MEN'S LACROSSE

MEMORABLE NAVY LACROSSE GAMES

Memorable Wins in Navy Lacrosse History

Win #	Date	Site	Result
1	1908	Annapolis, Md.	def. Baltimore City, 4-2
50	1920	Annapolis, Md.	def. Maryland State, 11-1
100	4-2-27	Annapolis, Md.	def. New York Univ., 11-1
150	4-4-36	Annapolis, Md.	def. Harvard, 8-2
200	5-6-44	Annapolis, Md.	def. Philadelphia Lacrosse Club, 19-1
250	4-4-51	Annapolis, Md.	def. Harvard, 14-3
300	5-4-57	Charlottesville, Va.	def. Virginia, 10-5
350	5-11-63	Baltimore, Md.	def. Johns Hopkins, 10-5
400	5-25-68	Annapolis, Md.	def. Philadelphia Lacrosse Club, 11-2
450	4-6-74	Hempstead, N.Y.	def. #7 Hofstra, 17-6
500	4-11-79	Hempstead, N.Y.	def. Hofstra, 19-12
550	3-7-87	Annapolis, Md.	def. UMBC, 14-4
600	4-17-93	Towson, Md.	def. #13 Towson, 8-7
650	3-24-01	Stony Brook, N.Y.	def. Stony Brook, 14-6
700	3-11-06	San Diego, Calif.	def. Bucknell, 9-5
750	3-19-11	Worcester, Mass.	def. Holy Cross, 8-3

Memorable Games in Navy History

	Date	Site	Result
First Game Played	1908	Site Unknown	loss to Johns Hopkins, 6-1
First Win	1908	Site Unknown	def. Baltimore City, 4-2
First Home Win	1908	Site Unknown	def. Baltimore City, 4-2 OR
	4-21-23	Annapolis, Md.	def. Lehigh, 10-1
First Patriot League Game	2-21-04	Easton, Pa.	def. Lafayette, 14-1
First Patriot League Tournament Game	4-30-04	Annapolis, Md.	def. Colgate, 15-5
First Patriot League Tournament Win (Game)	4-30-04	Annapolis, Md.	def. Colgate, 15-5
First Patriot League Tournament Win (Tournament)	4-30-04	Annapolis, Md.	def. Colgate, 15-5
	5-2-04	Annapolis, Md.	def. #19 Hobart, 9-8
First NCAA Tournament Game	5-22-71	Charlottesville, Va.	def. Virginia, 9-6
First NCAA Tournament Win	5-22-71	Charlottesville, Va.	def. Virginia, 9-6

Largest Navy Home Attendance Records

Attendance	Teams	Stadium	Date
1. 18,694	Johns Hopkins	Navy-Marine Corps Memorial Stadium, Annapolis, Md.	April 24, 2004
2. 17,017	Johns Hopkins (NCAA Tournament; Quarterfinals)	Navy-Marine Corps Memorial Stadium, Annapolis, Md.	May 17, 2008
3. 16,042	Johns Hopkins	Navy-Marine Corps Memorial Stadium, Annapolis, Md.	April 19, 2008
4. 15,271	Johns Hopkins	Navy-Marine Corps Memorial Stadium, Annapolis, Md.	April 20, 2002
5. 15,109	Maryland	Navy-Marine Corps Memorial Stadium, Annapolis, Md.	April 3, 2009
6. 14,625	Maryland	Navy-Marine Corps Memorial Stadium, Annapolis, Md.	April 6, 2007
7. 14,124	Maryland	Navy-Marine Corps Memorial Stadium, Annapolis, Md.	April 8, 2005
8. 14,000	Johns Hopkins	Navy-Marine Corps Memorial Stadium, Annapolis, Md.	May 12, 1962
9. 13,857	Johns Hopkins	Navy-Marine Corps Memorial Stadium, Annapolis, Md.	April 22, 2006
10. 12,117	Army	Navy-Marine Corps Memorial Stadium, Annapolis, Md.	April 16, 2005

*** Attendance figures reflect documented records on box scores...consistently kept beginning with the 1995 season



NAVY MEN'S LACROSSE

NAVY'S NCAA TOURNAMENT HISTORY

No.	School	Record	Pct.	1st	2nd	Years Participated
1.	40 Johns Hopkins	66-31	.680	9	9	1972-73-74-75-76-77-78-79-80-81-82-83-84-85-86-87-88-89-90-91-92-93-94-95-96-97-98-99-00-01-02-03-04-05-06-07-08-09-10-11
2.	34 Maryland	45-32	.584	2	8	1971-72-73-74-75-76-77-78-79-81-82-83-86-87-89-91-92-93-94-95-96-97-98-00-01-03-04-05-06-07-08-09-10-11
	34 Virginia	47-29	.618	5	4	1971-72-73-74-78-79-80-81-82-83-84-85-86-88-90-91-93-94-95-96-97-98-99-00-01-02-03-05-06-07-08-09-10-11
4.	30 Syracuse	59-20	.747	10	5	1979-80-81-83-84-85-86-87-88-89-91-92-93-94-95-96-97-98-99-00-01-02-03-04-05-06-08-09-10-11
5.	26 Navy	16-26	.381	0	2	1971-72-73-74-75-76-77-78-79-80-81-82-86-87-88-89-92-93-94-99-04-05-06-07-08-09
	26 North Carolina	27-21	.563	4	1	1976-77-80-81-82-83-84-85-86-87-88-89-90-91-92-93-94-95-96-98-04-07-08-09-10-11
7.	24 Cornell	30-21	.588	3	4	1971-74-75-76-77-78-79-80-82-83-87-88-89-95-00-02-04-05-06-07-08-09-10-11
8.	19 Princeton	30-13	.698	6	2	1990-91-92-93-94-95-96-97-98-99-00-01-02-03-04-06-07-09-10
9.	18 Massachusetts	9-18	.333	0	1	1976-77-79-81-86-87-88-89-90-91-93-95-97-02-03-05-06-09
10.	17 Hofstra	5-17	.227	0	0	1971-73-74-75-78-89-93-96-97-99-00-01-03-06-08-09-10-11
	17 Loyola	9-17	.346	0	1	1988-89-90-91-92-93-94-95-96-97-98-99-00-01-07-08-10
12.	16 Army	4-16	.200	0	0	1971-72-73-78-81-82-83-84-85-87-93-96-03-04-05-10
	16 Notre Dame	9-16	.360	0	1	1990-92-93-94-95-96-97-99-00-01-06-07-08-09-10-11
14.	15 Duke	22-14	.611	1	2	1992-94-95-97-98-99-00-01-02-05-07-08-09-10-11
15.	12 Brown	5-12	.294	0	0	1971-73-76-85-87-90-91-92-94-95-97-09
16.	11 Georgetown	10-11	.476	0	0	1997-98-99-00-01-02-03-04-05-06-07
	11 Pennsylvania	2-11	.154	0	0	1975-77-83-84-85-87-88-89-04-06-11
18.	9 Rutgers	2-9	.182	0	0	1972-74-75-84-86-90-91-03-04
	9 Towson	7-10	.412	0	1	1989-91-92-94-96-01-03-05-07
20.	8 Washington & Lee	3-8	.273	0	0	1972-73-74-75-76-77-78-80
21.	6 Delaware	3-6	.333	0	0	1984-99-05-07-10-11
	6 UMBC	1-6	.143	0	0	1998-99-06-07-08-09
23.	5 Harvard	2-5	.286	0	0	1980-88-90-96-06
24.	4 Adelphi	2-4	.333	0	0	1982-85-87-89
	4 Albany	1-4	.200	0	0	2003-04-05-07
	4 Denver	2-4	.333	0	0	2006-08-10-11
	4 Hobart	0-4	.000	0	0	1998-00-02-04
28.	3 Michigan State	0-3	.000	0	0	1987-89-91
	3 Ohio State	1-3	.250	0	0	2003-04-08
	3 Providence	0-3	.000	0	0	2004-06-07
	3 Yale	2-3	.400	0	0	1988-90-92
32.	2 Air Force	0-2	.000	0	0	1971-88
	2 Bucknell	0-2	.000	0	0	2001-11
	2 Fairfield	0-2	.000	0	0	2002-05
	2 Penn State	0-2	.000	0	0	2003-05
	2 Mount St. Mary's	0-2	.000	0	0	2003-10
	2 Siena	0-2	.000	0	0	2009-11
	2 Stony Brook	1-2	.333	0	0	2002-10
	2 Villanova	0-2	.000	0	0	2009-11
40.	1 Butler	0-1	.000	0	0	1998
	1 Canisius	0-1	.000	0	0	2008
	1 C.W. Post	0-1	.000	0	0	1986
	1 Colgate	0-1	.000	0	0	2008
	1 Cortland State	1-1	.500	0	0	1972
	1 Dartmouth	0-1	.000	0	0	2003
	1 Hartford	0-1	.000	0	0	2011
	1 Manhattan	0-1	.000	0	0	2002
	1 Marist	0-1	.000	0	0	2005
	1 New Hampshire	0-1	.000	0	0	1986
	1 N.C. State	0-1	.000	0	0	1979

Most Consecutive NCAA Tournament Appearances (current)

1.	Johns Hopkins	40	1972-73-74-75-76-77-78-79-80-81-82-83-84-85-86-87-88-89-90-91-92-93-94-95-96-97-98-99-00-01-02-03-04-05-06-07-08-09-10-11
2.	Maryland	9	03-04-05-06-07-08-09-10-11
3.	Cornell	8	04-05-06-07-08-09-10-11
4.	Virginia	7	05-06-07-08-09-10-11
5.	Notre Dame	6	06-07-08-09-10-11
6.	Duke	5	07-08-09-10-11
	North Carolina	5	07-08-09-10-11
8.	Hofstra	4	08-09-10-11
	Syracuse	4	08-09-10-11
10.	Delaware	2	10-11
	Denver	2	10-11

Navy in the NCAA Tournament

Appearances	26
Consecutive Appearances	6
NCAA Championships Won	0
Overall Record	16-26
First Round	6-7
Quarterfinals	8-11
Semifinals	2-6
Finals	0-2
Home Record	8-5
Road Record	7-17
Neutral Site Record	1-4
Under Richie Meade	5-7
First Round	3-4
Quarterfinals	1-2
Semifinals	1-0
Finals	0-1

Record by Seed

	Navy as	Opponent as
1	0-0	1-6
2	4-2	0-2
3	1-1	1-7
4	4-4	2-3
5	2-3	3-2
6	2-5	2-0
7	0-1	2-2
8	1-3	1-2
NS	2-7	4-2

Record By Opponent

Army	Navy leads, 2-0
Last Meeting ...	Navy, 16-10 — 1981
Brown	Tied, 1-1
Last Meeting ...	Brown, 12-5 — 1994
Cornell	Tied, 2-2
Last Meeting ...	Navy, 6-5 — 2004
Cortland State	Cortland State leads, 1-0
Last Meeting ...	Cortland St., 10-9 (2OT) — 1972
Delaware	Navy leads, 1-0
Last Meeting ...	Navy, 9-7 — 2005
Duke	Duke leads, 1-0
Last Meeting ...	Duke, 14-5 — 2009
Georgetown	Georgetown leads, 1-0
Last Meeting ...	Georgetown, 9-7 — 2006
Harvard	Navy leads, 1-0
Last Meeting ...	Navy, 10-9 — 1988
Hofstra	Hofstra leads, 1-0
Last Meeting ...	Hofstra, 15-7 — 1999
Johns Hopkins	Johns Hopkins leads, 1-0
Last Meeting ...	Johns Hopkins, 10-4 — 2008
Loyola	Loyola leads, 1-0
Last Meeting ...	Loyola, 19-8 — 1993
Maryland	Maryland leads, 4-0
Last Meeting ...	Maryland, 15-10 — 1979
Massachusetts	Navy leads, 1-0
Last Meeting ...	Navy, 16-14 — 1979
North Carolina	North Carolina leads, 4-2
Last Meeting ...	Navy, 8-7 — 2008
Pennsylvania	Navy leads, 4-0
Last Meeting ...	Navy, 11-5 — 2004
Princeton	Navy leads, 1-0
Last Meeting ...	Navy, 8-7 — 2004
Syracuse	Syracuse leads, 4-0
Last Meeting ...	Syracuse, 14-13 — 2004
Virginia	Virginia leads, 2-1
Last Meeting ...	Virginia, 10-8 — 2005
Washington & Lee	Washington & Lee leads, 2-0
Last Meeting ...	Washington & Lee, 11-9 — 1974
Yale	Yale leads, 1-0
Last Meeting ...	Yale, 9-3 — 1992

NAVY MEN'S LACROSSE

NAVY'S NCAA TOURNAMENT HISTORY

Navy's Overall NCAA Tournament Record: 16-26

First Round: 6-7		10-Team: 0-0	12-Team: 3-4	16-Team: 3-3
Quarterfinals: 8-11	8-Team: 7-5	10-Team: 0-1	12-Team: 0-3	16-Team: 1-2
Semifinals: 2-6	8-Team: 1-6	10-Team: 0-0	12-Team: 0-0	16-Team: 1-0
Championship: 0-2	8-Team: 0-1	10-Team: 0-0	12-Team: 0-0	16-Team: 0-1

Year	Round	Opponent	Score	Site	Navy Seed	Opp. Seed	Coach
Inaugural NCAA Lacrosse Championship — 8-team tournament							
1971	Quarterfinals	Virginia	W 9-6	Charlottesville, Va.	2	7	Bilderback
	Semifinals	Maryland	L 7-10	College Park, Md.	2	3	Bilderback
1972	Quarterfinals	Cortland State	L 9-10	2OT Annapolis, Md.	6	3	Bilderback
1973	Quarterfinals	Washington & Lee	L 12-13	3OT Lexington, Va.	5	4	Szlasa
1974	Quarterfinals	Washington & Lee	L 9-11	Lexington, Va.	6	3	Szlasa
1975	Quarterfinals	Pennsylvania	W 17-6	Annapolis, Md.	4	5	Szlasa
	Semifinals	Cornell	W 15-12	Ithaca, N.Y.	4	1	Szlasa
	Championship	Maryland	L 13-20	Baltimore, Md.	4	3	Szlasa
1976	Quarterfinals	North Carolina	W 13-9	Annapolis, Md.	4	5	Szlasa
	Semifinals	Maryland	L 11-22	College Park, Md.	4	1	Szlasa
1977	Quarterfinals	Pennsylvania	W 14-12	Philadelphia, Pa.	5	4	Szlasa
	Semifinals	Cornell	L 6-22	Ithaca, N.Y.	5	1	Szlasa
1978	Quarterfinals	Army	W 16-13	Annapolis, Md.	4	5	Szlasa
	Semifinals	Cornell	L 7-13	Ithaca, N.Y.	4	1	Szlasa
1979	Quarterfinals	Massachusetts	W 16-14	Annapolis, Md.	3	6	Szlasa
	Semifinals	Maryland	L 10-15	College Park, Md.	3	2	Szlasa
1980	Quarterfinals	North Carolina	L 11-18	Annapolis, Md.	4	5	Szlasa
1981	Quarterfinals	Army	W 16-10	West Point, N.Y.	6	3	Szlasa
	Semifinals	North Carolina	L 8-17	Chapel Hill, N.C.	6	2	Szlasa
1982	Quarterfinals	North Carolina	L 2-16	Chapel Hill, N.C.	8	1	Szlasa
1986 NCAA Lacrosse Championship Expansion — 10-team tournament							
1986	First Round	Bye					
	Quarterfinals	Virginia	L 9-12	Charlottesville, Va.	6	3	Matthews
1987 NCAA Lacrosse Championship Expansion — 12-team tournament							
1987	First Round	Brown	W 14-6	Annapolis, Md.	6	NA	Matthews
	Quarterfinals	Syracuse	L 5-19	Syracuse, N.Y.	6	3	Matthews
1988	First Round	Harvard	W 10-9	Cambridge, Mass.	NA	8	Matthews
	Quarterfinals	Syracuse	L 5-23	Syracuse, N.Y.	NA	1	Matthews
1989	First Round	Pennsylvania	W 12-11	Annapolis, Md.	8	NA	Matthews
	Quarterfinals	Syracuse	L 11-19	Syracuse, N.Y.	8	1	Matthews
1992	First Round	Yale	L 3-9	Annapolis, Md.	8	NA	Matthews
1993	First Round	Loyola	L 8-19	Annapolis, Md.	7	NA	Matthews
1994	First Round	Brown	L 5-12	Providence, R.I.	NA	7	Matthews
1999	First Round	Hofstra	L 7-15	Providence, R.I.	NA	7	Meade
2003 NCAA Lacrosse Championship Expansion — 16-team tournament							
2004	First Round	Pennsylvania	W 11-5	Annapolis, Md.	2	NA	Meade
	Quarterfinals	Cornell	W 6-5	Ithaca, N.Y.	2	7	Meade
	Semifinals	Princeton	W 8-7	Baltimore, Md.	2	6	Meade
	Championship	Syracuse	L 13-14	Baltimore, Md.	2	4	Meade
2005	First Round	Delaware	W 9-7	Annapolis, Md.	5	NA	Meade
	Quarterfinals	Virginia	L 8-10	Baltimore, Md.	5	4	Meade
2006	First Round	Georgetown	L 7-9	Washington, D.C.	NA	8	Meade
2007	First Round	North Carolina	L 8-12	Chapel Hill, N.C.	NA	8	Meade
2008	First Round	North Carolina	W 8-7	Chapel Hill, N.C.	NA	4	Meade
	Quarterfinals	Johns Hopkins	L 4-10	Annapolis, Md.	NA	5	Meade
2009	First Round	Duke	L 5-14	Durham, N.C.	NA	3	Meade

NAVY MEN'S LACROSSE

NAVY'S NCAA TOURNAMENT STATISTICS

Year-By-Year Stat Comparison

Date	Opponent	Result	Sh	Sv	GB	FO	Clears	EMO	Pen	Atten.
5-22-71	at Virginia	W, 9-6	34 / 44	18 / 11	----	----	----	----	7 / 3	----
5-29-71	at Maryland	L, 7-10	32 / 37	14 / 10	----	----	----	----	9 / 11	----
5-20-72	Corland State	L, 9-10 (OT)	53 / 25	5 / 15	----	----	----	----	4 / 8	----
5-19-73	at Wash. & Lee	L, 12-13 (OT)	63 / 39	16 / 23	----	21 / 11	25-29 / 27-34	----	9 / 6	----
5-18-74	at Wash. & Lee	L, 9-11	55 / 40	18 / 24	----	----	----	----	11 / 7	----
5-21-75	Penn	W, 17-6	75 / 30	16 / 19	----	----	----	----	10 / 15	----
5-24-75	at Cornell	W, 15-12	42 / 51	17 / 16	----	----	----	----	7 / 5	----
5-31-75	vs. Maryland	L, 13-20	58 / 64	19 / 18	----	----	----	----	7 / 6	----
5-19-76	North Carolina	W, 13-9	58 / 40	12 / 17	----	----	----	----	6 / 7	----
5-23-76	at Maryland	L, 11-22	49 / 57	19 / 16	----	----	----	----	13 / 9	----
5-17-77	at Penn	W, 14-12	53 / 40	17 / 19	----	----	----	----	4 / 7	----
5-21-77	at Cornell	L, 6-22	26 / 56	15 / 9	----	----	----	----	8 / 10	----
5-17-78	Army	W, 16-13	45 / 45	15 / 18	----	----	----	3-10 / 4-12	12 / 10	----
5-20-78	at Cornell	L, 7-13	36 / 44	20 / 11	----	----	----	2-7 / 2-8	8 / 7	----
5-16-79	Massachusetts	W, 16-14	53 / 52	15 / 15	----	----	----	----	14 / 5	----
5-19-79	at Maryland	L, 10-15	50 / 52	17 / 21	----	----	----	----	11 / 4	----
5-21-80	North Carolina	L, 11-18	45 / 36	9 / 15	----	----	----	----	10 / 11	----
5-20-81	at Army	W, 16-10	59 / 42	12 / 22	----	----	----	----	9 / 9	----
5-23-81	at North Carolina	L, 8-17	49 / 51	21 / 20	----	----	----	----	5 / 11	----
5-19-82	at North Carolina	L, 2-16	30 / 51	15 / 8	----	----	----	----	12 / 6	----
5-19-86	at Virginia	L, 9-12	48 / 48	12 / 14	----	----	----	----	4 / 8	----
5-13-87	Brown	W, 14-6	38 / 50	28 / 9	----	10 / 10	----	----	6 / 6	----
5-17-87	at Syracuse	L, 5-19	40 / 56	22 / 9	----	13 / 15	----	----	6 / 5	----
5-18-88	at Harvard	W, 10-9	36 / 48	19 / 12	----	----	----	----	6 / 5	534
5-22-88	at Syracuse	L, 5-23	20 / 50	14 / 10	----	----	----	----	5 / 6	3,271
5-17-89	Penn	W, 12-11	43 / 54	23 / 19	----	9 / 18	23-31 / 22-25	2-5 / 0-6	6 / 5	1,736
5-22-89	at Syracuse	L, 11-18	44 / 46	9 / 15	----	15 / 18	18-22 / 22-26	1-4 / 4-7	7 / 4	4,572
5-9-92	Yale	L, 3-9	39 / 25	11 / 18	50 / 46	4 / 10	21-28 / 18-31	1-5 / 1-5	5 / 5	2,618
5-8-93	Loyola	L, 8-19	39 / 55	17 / 10	53 / 53	16 / 13	31-42 / 34-43	2-4 / 1-3	3 / 4	5,428
5-14-94	at Brown	L, 5-12	48 / 36	13 / 21	55 / 49	11 / 10	22-24 / 25-33	2-9 / 2-5	5 / 9	1,560
5-15-99	vs. Hofstra	L, 7-15	36 / 29	----	45 / 50	11 / 15	----	----	3 / 6	5,727
5-16-04	Penn	W, 11-5	36 / 18	7 / 9	38 / 37	12 / 8	20-23 / 17-22	3-4 / 1-3	3 / 4	3,314
5-23-04	at Cornell	W, 6-5	35 / 28	12 / 14	31 / 24	12 / 1	11-15 / 16-24	2-4 / 0-4	4 / 4	9,516
5-29-04	vs. Princeton	W, 8-7	32 / 22	5 / 8	43 / 27	15 / 4	12-14 / 14-17	0-1 / 0-2	2 / 1	46,923
5-31-04	vs. Syracuse	L, 13-14	40 / 44	6 / 15	60 / 39	20 / 8	14-16 / 15-24	3-6 / 2-2	3 / 7	43,898
5-14-05	Delaware	W, 9-7	41 / 32	13 / 12	36 / 35	9 / 11	17-19 / 18-22	0-1 / 1-6	6 / 1	3,548
5-21-05	vs. Virginia	L, 8-10	30 / 32	12 / 10	46 / 38	16 / 6	19-23 / 23-37	2-4 / 1-2	2 / 4	6,504
5-19-06	at Georgetown	L, 7-9	28 / 40	10 / 6	31 / 32	9 / 11	19-28 / 17-21	2-4 / 0-0	0 / 4	2,455
5-13-07	at North Carolina	L, 8-12	43 / 32	10 / 12	40 / 40	11 / 11	18-20 / 19-22	2-5 / 1-5	5 / 5	1,615
5-10-08	at North Carolina	W, 8-7	41 / 33	12 / 13	39 / 41	6 / 13	18-21 / 14-26	0-2 / 0-2	2 / 2	1,735
5-17-08	Johns Hopkins	L, 4-10	35 / 23	6 / 13	28 / 20	11 / 7	19-23 / 20-24	0-3 / 0-2	3 / 4	17,017
5-9-09	at Duke	L, 5-14	26 / 36	5 / 10	33 / 51	11 / 12	26-29 / 27-32	0-0 / 0-1	1 / 0	852

Navy's All-Time NCAA Goal Scorers

Player	GP/GS	G	A	Pts
Sid Abernethy	5/5	13	6	19
Bill Anderson	6/1	6	2	8
Tim Andrews	3/1	1	0	1
Joe Avvedutui	3/1	5	0	5
Ben Bailey	4/4	4	0	4
Rob Bailey	3/3	2	1	3
Paul Basile	7/7	7	17	24
Dave Bayly	3/3	7	5	12
Michael Beggins	3/0	1	0	1
Jeff Bellistri	1/1	1	0	1
Bob Bianchi	4/3	1	0	1
Jim Bianchi	5/3	1	1	2
Jon Birsner	7/7	5	8	13
Alex Borcz	1/0	1	0	1
Joe Bossi	4/4	8	0	8
Chris Burgin	5/0	1	1	2
Mike Buzzell	7/5	14	16	30
Michael Canders	7/2	6	6	12
Michael Chanenchuk	8/4	7	7	14
Emory Chenoweth	5/2	2	0	2
Bill Claridge	7/0	3	0	3
Gregory Clement	2/2	2	0	2
Jeff Connelly	6/3	8	1	9
Fred Cook	6/3	8	0	8
Rich Costello	1/0	1	0	1
Chuck Coughlin	3/0	1	1	2
Basil Daratsos	4/3	2	1	3
Nikk Davis	1/1	1	0	1

Player	GP/GS	G	A	Pts
Bob DeSimone	4/3	8	2	10
Ian Dingman	6/6	11	7	18
Seth DiNola	6/0	1	0	1
Mike Dow	2/1	1	0	1
Justin Dunne	2/0	1	0	1
David Ellison	1/0	1	0	1
Graham Gill	6/6	9	3	12
Max Grant	2/0	1	0	1
Mike Gubosh	4/0	2	0	2
Dave Guill	4/0	2	0	2
Michael Gurny	5/0	2	0	2
Paul Gustin	6/3	3	4	7
Jim Hamill	4/0	1	0	1
Mike Hannan	6/2	19	1	20
Tom Hanzsche	6/1	2	0	2
Taylor Harris	6/0	2	0	2
Michael Herger	6/6	14	7	21
Terence Higgins	5/0	2	0	2
Bob Holman	7/4	8	1	9
John Holmes	6/1	1	0	1
Ben Horn	6/2	6	2	8
David Jones	4/3	1	0	1
Brian Keith	6/5	10	2	12
Bill Kordis	4/3	10	4	14
Chris Ladd	2/0	1	0	1
Patrick Lee	3/2	1	0	1
Clipper Lennon	6/0	2	0	2
Joe Lennon	3/3	1	1	2

Player	GP/GS	G	A	Pts
Jeff Long	8/7	11	20	31
Matt Long	3/1	1	0	1
Billy Looney	8/8	11	3	14
Ed Mapes	5/0	1	0	1
Charles Mark	7/2	1	1	2
Marty Mason	6/2	6	5	11
Kim McCauley	2/1	2	1	3
Kevin McConnell	3/0	1	0	1
Eddie McKinnon	1/0	1	1	2
Kevin Meehan	1/0	1	0	1
Glen Miles	1/1	4	1	5
Skip Miller	7/4	3	2	5
Nick Mirabito	6/6	7	5	12
George Moore	3/2	2	0	2
Steven Nastro	2/2	5	1	6
Bruce Nechanicky	2/2	1	0	1
Dennis Nealon	3/2	3	6	9
Jamie O'Leary	1/1	1	0	1
Tim O'Rourke	5/4	3	1	4
Tim Paul	4/3	5	1	6
Bob Pell	2/2	2	2	4
John Quinn	4/0	2	0	2
Adam Reel	4/0	1	2	3
J.L. Reppert	1/1	3	0	3
Thomas Roszko	2/2	2	0	2
Brendan Schneck	4/2	8	9	17
Zack Schroeder	3/0	1	0	1
Rich Schwarz	5/2	4	0	4

Player	GP/GS	G	A	Pts
Roger Sexauer	6/2	5	1	6
Cody Shea	3/0	1	0	1
Jim Shulson	7/7	3	6	9
Phil Skalniak	4/2	3	1	4
Jamie Slough	3/2	7	1	8
Nicholas Smilari	4/2	2	0	2
Frank Snyder	5/4	2	4	6
Bill Stulb	7/2	4	1	5
Bob Sturgell	3/1	3	0	3
Ernie Styron	7/3	1	0	1
Brian Sullivan	7/0	3	1	4
Michael Supko	2/1	2	3	5
Tim Supko	3/0	1	0	1
John Tierney	2/2	2	1	3
Andy Tormey	4/3	1	0	1
Tom Venier	2/1	2	2	4
Chris Virtue	1/0	1	0	1
Mikelis Visgauss	5/0	1	0	1
John Wade	5/2	2	0	2
Skip Wagner	8/0	3	0	3
William Wallace	4/0	1	3	4
Mark Wehman	6/4	5	3	8
Robert Wehman	3/3	6	0	6

NAVY MEN'S LACROSSE

NAVY'S NCAA TOURNAMENT LEADERS

Career Points

Rk	Player	GP/GS	G	A	Pts
1.	Jeff Long	8/7	11	20	31
2.	Mike Buzzell	7/5	14	16	30
3.	Paul Basile	7/7	7	17	24
4.	Michael Herger	6/6	14	7	21
5.	Mike Hannan	6/2	19	1	20
6.	Sid Abernethy	5/5	13	6	19
7.	Ian Dingman	6/6	11	7	18
8.	Brendan Schneck	4/2	8	9	17
9.	Mike Chanenchuk	8/4	7	7	14
	Bill Kordis	4/3	10	4	14
	Billy Looney	8/8	11	3	14

Season Points

Rk	Player	Gm	G	A	Pts
1.	Jeff Long, '75	3	5	9	14
2.	Ian Dingman, '04	4	6	5	11
	Mike Buzzell, '79	2	5	6	11
4.	Jon Birsner, '04	4	3	7	10
	Paul Basile, '89	2	4	6	10
	Brian Keith, '89	2	8	2	10
	Sid Abernethy, '81	2	7	3	10
	Mike Buzzell, '78	2	6	4	10
	Mike Hannan, '78	2	9	1	10
	Brendan Schneck, '77	2	5	5	10

Game Points

Rk	Player	G	A	Pts
1.	Brendan Schneck vs. Penn '77	4	5	9
2.	Paul Basile vs. Brown '87	0	8	8
	Mike Buzzell vs. UNC '80	3	5	8
	Mike Buzzell vs. Army '78	5	3	8
5.	Dennis Nealon vs. Penn '89	2	5	7
	Michael Herger vs. Brown '87	6	1	7
	Mike Hannan vs. Army '78	6	1	7
8.	Paul Basile vs. Syracuse '89	2	4	6
	Bill Anderson vs. Army '81	4	2	6
	Mike Buzzell vs. UMass '79	3	3	6
	M. Canders vs. Maryland '76	4	2	6
	Jeff Long vs. Cornell '75	1	5	6
	Dave Bayly vs. Wash & Lee '73	3	3	6
	Bill Kordis vs. Wash & Lee '73	4	2	6



Four-time All-American Mike Herger is Navy's record-holder, along with Mike Hannan, for most goals scored in an NCAA Tournament game. He scored six goals and added an assist against Brown in 1987.

Career Goals

Rk	Player	GP/GS	G	A	Pts
1.	Mike Hannan	6/2	19	1	20
2.	Mike Buzzell	7/5	14	16	30
	Michael Herger	6/6	14	7	21
4.	Sid Abernethy	5/5	13	6	19
5.	Jeff Long	8/7	11	20	31
	Ian Dingman	6/6	11	7	18
	Billy Looney	8/8	11	3	14
8.	Brian Keith	6/5	10	2	12
	Bill Kordis	4/3	10	4	14
	Graham Gill	6/6	9	3	12

Season Goals

Rk	Player	Gm	G	A	Pts
1.	Mike Hannan, '78	2	9	1	10
2.	Joe Bossi, '04	4	8	0	8
	Brian Keith, '89	2	8	2	10
	Mike Hannan, '79	2	8	0	8
	Bob DeSimone, '75	3	8	1	9
	Fred Cook, '75	3	8	0	8
7.	Graham Gill, '04	4	7	1	8
	Michael Herger, '90	2	7	2	9
	Sid Abernethy, '81	2	7	3	10
	Jeff Connelly, '75	3	7	1	8

Game Goals

Rk	Player	G	A	Pts
1.	Michael Herger vs. Brown '87	6	1	7
	Mike Hannan vs. Army '78	6	1	7
3.	Mike Hannan vs. UMass '79	5	0	5
	Mike Buzzell vs. Army '78	5	3	8
	Bill Kordis vs. Virginia '71	5	0	5
6.	Tim Paul at N. Carolina '08	4	0	4
	Joe Bossi vs. Penn '04	4	0	4
	Jamie Slough vs. Loyola '93	4	1	5
	Brian Keith vs. Syracuse '89	4	1	5
	Brian Keith vs. Penn '89	4	1	5
	Glen Miles vs. Virginia '86	4	1	5
	Bill Anderson vs. Army '81	4	2	6
	Sid Abernethy vs. UNC '81	4	1	5
	Sid Abernethy vs. UNC '80	4	1	5
	Bob Holman vs. Penn '77	4	0	4
	Brendan Schneck vs. Penn '77	4	5	9
	M. Canders vs. Maryland '76	4	2	6
	Bob DeSimone vs. Maryland '75	4	0	4
	Bill Kordis vs. Wash & Lee '73	4	2	6

Career Assists

Rk	Player	GP/GS	G	A	Pts
1.	Jeff Long	8/7	11	20	31
2.	Paul Basile	7/7	7	17	24
3.	Mike Buzzell	7/5	14	16	30
4.	Brendan Schneck	4/2	8	9	17
5.	Jon Birsner	7/7	5	8	13
6.	Mike Chanenchuk	8/4	7	7	14
	Ian Dingman	6/6	11	7	18
	Michael Herger	6/6	14	7	21
9.	Sid Abernethy	5/5	13	6	19
	Michael Canders	7/2	6	6	12
	Dennis Nealon	3/2	3	6	9
	Jim Shulson	7/7	3	6	9

Season Assists

Rk	Player	Gm	G	A	Pts
1.	Jeff Long, '75	3	5	9	14
2.	Paul Basile, '87	2	1	8	9
3.	Jon Birsner, '04	4	3	7	10
4.	Dennis Nealon, '91	2	3	6	9
	Paul Basile, '89	2	4	6	10
	Mike Chanenchuk, '79	2	3	6	9
	Mike Buzzell, '79	2	5	6	11
	Jeff Long, '76	2	2	6	8
9.	Ian Dingman, '04	4	6	5	11
	Mike Buzzell, '80	1	3	5	8
	Brendan Schneck, '77	2	5	5	10



Two-time All-American Paul Basile ranks second on Navy's career assists list for NCAA Tournament games (17) and is the record holder for assists in one game. He dealt out eight against Brown in the 1987 NCAA Tournament.

Game Assists

Rk	Player	G	A	Pts
1.	Paul Basile vs. Brown '87	0	8	8
2.	Dennis Nealon vs. Penn '89	2	5	7
	Mike Buzzell vs. UNC '80	3	5	8
	Brendan Schneck vs. Penn '77	4	5	9
	Jeff Long vs. Cornell '75	1	5	6
6.	Paul Basile vs. Syracuse '89	2	4	6
7.	Nick Mirabito at N. Carolina '07	0	3	3
	Jon Birsner vs. Syracuse '04	2	3	5
	Frank Snyder vs. Virginia '86	0	3	3
	Mike Buzzell vs. Maryland '79	3	3	6
	Mike Buzzell vs. UMass '79	3	3	6
	Mike Chanenchuk vs. UMass '79	2	3	5
	Mike Chanenchuk vs. Maryland, '79	1	3	4
	Mike Buzzell vs. Army '78	5	3	8
	Jeff Long vs. UNC '76	2	3	5
	Jeff Long vs. Maryland '76	0	3	3
	Paul Gustin vs. Cornell '75	2	3	5
	Dave Bayly vs. Wash & Lee '73	3	3	6

NAVY MEN'S LACROSSE

NAVY'S NCAA TOURNAMENT RECORD HOLDERS

Points

In a game, team	26 vs. Penn (5-21-75), 26 vs. Cornell (5-24-75)
In a game, individual	9 (4-5), Brendan Schneck vs. Penn (5-17-77)
In a tournament, team	70, 1975 (3 games)
In a tournament, individual	14 (5-9), Jeff Long vs. Penn (4), Cornell (6) and Maryland (4) (5-21-75 - 5-31-75)
In a tournament career, individual	31, Jeff Long (1974-1977)

Goals

In a game, team	17 vs. Penn (5-21-75)
In a game, individual	6, Mike Hannan vs. Army (5-17-78) 6, Michael Herger vs. Brown (5-13-87)
In a tournament, team	45, 1975 (3 games)
In a tournament, individual	9, Mike Hannan vs. Army (6) and Cornell (3) (5-17-78 - 5-20-78)
In a tournament career, individual	19, Mike Hannan (1977 - 1979)

Assists

In a game, team	11 vs. Cornell (5-24-75)
In a game, individual	8, Paul Basile vs. Brown (5-13-87)
In a tournament, team	25, 1975 (3 games)
In a tournament, individual	9, Jeff Long vs. Penn (2), Cornell (5) and Maryland (2) (5-21-75 - 5-31-75)
In a tournament career, individual	20, Jeff Long (1974 - 1977)

Shots

In a game, team	75 vs. Penn (5-21-75)
In a game, individual	13, Tim Paul at North Carolina (5-10-08) 13, Ian Dingman vs. Syracuse (5-31-04)
In a tournament, team	175, 1975 (3 games)
In a tournament, individual	32, Ian Dingman vs. Penn (7), Cornell (9), Princeton (3) and Syracuse (13) (5-16-04 - 5-31-04)
In a tournament career, individual	42, Ian Dingman (2004, 2006-07)

Ground Balls

In a game, team	60 vs. Syracuse (5-31-04)
In a game, individual	11, Chris Pieczonka vs. Syracuse (5-31-04)
In a tournament, team	172, 2004 (4 games)
In a tournament, individual	29, Chris Pieczonka vs. Penn (6), Cornell (5), Princeton (7) and Syracuse (11) (5-16-04 - 5-31-04)
In a tournament career, individual	38, Chris Pieczonka (2004-05)

Saves

In a game, team	28 vs. Brown (5-13-87)
In a game, individual	26, Joe Donnelly vs. Brown (5-13-87)
In a tournament, team	52, 1975 (3 games)
In a tournament, individual	52, Bill Mueller vs. Penn (16), Cornell (17) and Maryland (19) (5-21-75 - 5-31-75)
In a tournament career, individual	89, Jeff Johnson (1976 - 79)

Faceoffs Won

In a game, team	20 vs. Syracuse (5-31-04)
In a game, individual	20, Chris Pieczonka vs. Syracuse (5-31-04)
In a tournament, team	59 (2004)
In a tournament, individual	55, Chris Pieczonka vs. Penn (8), Cornell (12), Princeton (15) and Syracuse (20) (5-16-04 - 5-31-04)
In a tournament career, individual	78, Chris Pieczonka (2004-05)

Faceoffs Attempted

In a game, team	30 vs. Syracuse (5-31-04)
In a game, individual	28, Chris Pieczonka vs. Syracuse (5-31-04)
In a tournament, team	82 (2004)
In a tournament, individual	75, Chris Pieczonka vs. Penn (15), Cornell (13), Princeton (19) and Syracuse (28) (5-16-04 - 5-31-04)
In a tournament career, individual	109, Chris Pieczonka (2004-05)

Clears

Best clear pct in a game	.917 (22-of-24) vs. Brown (5-14-94)
Best clear pct. in a tournament	.917 (22-of-24) vs. Brown (5-14-94)

Extra-Man Goals

In a game, team	3 vs. Syracuse (5-31-04), 3 vs. Penn (5-16-04)
In a game, individual	2, Ian Dingman at North Carolina (5-13-07) 2, Joe Bossi vs. Penn (5-16-04)
In a tournament, team	8 (2004)
In a tournament, individual	3, Joe Bossi vs. Penn (2), Cornell (0), Princeton (0) and Syracuse (1) (5-16-04 - 5-31-04)
In a tournament career, individual	4, Ian Dingman (2004, 2006-07)

Extra-Man Opportunities

In a game, team	9 vs. Brown (5-14-94)
In a tournament, team	15 (2004)
Best EMO percentage in a tournament	.533 (8-of-15), 2004

Penalties

In a game, team	5 (Three Times; last at North Carolina, 5-13-07)
In a game, individual	3, Brendan Teague at North Carolina (5-13-07)
In a tournament, team	12 (2004)
In a tournament, individual	3, Brendan Teague at North Carolina (5-13-07)

Miscellaneous

Most NCAA Tournament games played	9 by Stephen Hincks (1975 - 78) 9 by Brian McCormack (1975-78)
Quickest goal to start a game	1:53 vs. Syracuse (5-31-04)
Quickest back-to-back goals (two teams)	0:05 vs. Johns Hopkins (5-17-08) 1st qtr. time remaining - 0:59 Steven Boyle (Johns Hopkins); 1st qtr. time remaining - 0:54 by Mikelis Visgauss (Navy)
Quickest back-to-back goals (one team)	0:13 at Georgetown 1st qtr. time remaining - 9:35 by Ian Dingman (Navy); 1st qtr. time remaining - 9:22 by Jon Birsner (Navy)



Ian Dingman holds the Navy record for most extra-man goals over his career in NCAA Tournament play. Dingman, a 2004 All-American, registered four man-up goals in the six NCAA Tournament contests in which he played.