

NAVAIR 00-110AV8-4

# Standard Aircraft Characteristics

## NAVY MODEL AV-8B HARRIER II AIRCRAFT

CLEARED FOR  
OPEN PUBLICATION

Dec 4 1996  
*Grace A. Shelton*  
PUBLIC AFFAIRS OFFICE  
NAVAL AIR SYSTEMS COMMAND

~~THIS PUBLICATION IS REQUIRED FOR OFFICIAL USE OR FOR ADMINISTRATIVE OR  
OPERATIONAL PURPOSES ONLY. DISTRIBUTION IS LIMITED TO U.S. GOVERNMENT  
AGENCIES. OTHER REQUESTS FOR THIS DOCUMENT MUST BE REFERRED TO COMMANDING  
OFFICER, NAVAL AIR TECHNICAL SERVICES FACILITY, 700 ROBBINS AVENUE,  
PHILADELPHIA, PA. 19111 WITH A COPY OF THE REQUEST FORWARDED TO COMMANDING  
OFFICER, NAVAL AIR SYSTEMS COMMAND, ATTN: AIR 53012, 990 JP2, WASHINGTON, D.C. 20361.~~

PUBLISHED BY THE DIRECTION OF THE COMMANDER  
OF THE NAVAL AIR SYSTEMS COMMAND

OCTOBER 1986

NAVAIR 00-110AV8-4

Reproduction for non-military use of the information or illustrations contained in this publication is not permitted without specific approval of the issuing service (NAVAIR or USAF). The policy for use of Classified Publications is established for the Air Force in AFR 205-1 and for the Navy in Navy Regulations, Article 1509.

LIST OF CHANGED PAGES ISSUED

INSERT LATEST CHANGED PAGES. DESTROY SUPERSEDED PAGES.

NOTE: THIS PUBLICATION GIVES THE STANDARD AIRCRAFT CHARACTERISTICS OF THE SPECIFIED AIRCRAFT. THIS ISSUE:

( ) IS NEW

( X ) SUPERCEDES IN ITS ENTIRETY NAVAIR 00-110AV8-4 dtd June 1980

---

WHICH SHOULD BE REMOVED FROM THE FILES AND DESTROYED.

\* The asterisk indicates pages changed, added or deleted by the current change.

ADDITIONAL COPIES OF THIS PUBLICATION MAY BE OBTAINED AS FOLLOWS:

NAVAIR

ASAF ACTIVITIES.—In accordance with Technical Order No. 00-5-2.

NAVY ACTIVITIES.—Use DD FORM 1348 and submit in accordance with the instructions contained in NAVSUP PUBLICATION 437—Military Standard Requisitioning and Issue Procedures.

For information on other available material and details of distribution refer to NAVSUP PUBLICATION 2002, SECTION VIII and NAVAIR 00-500A.

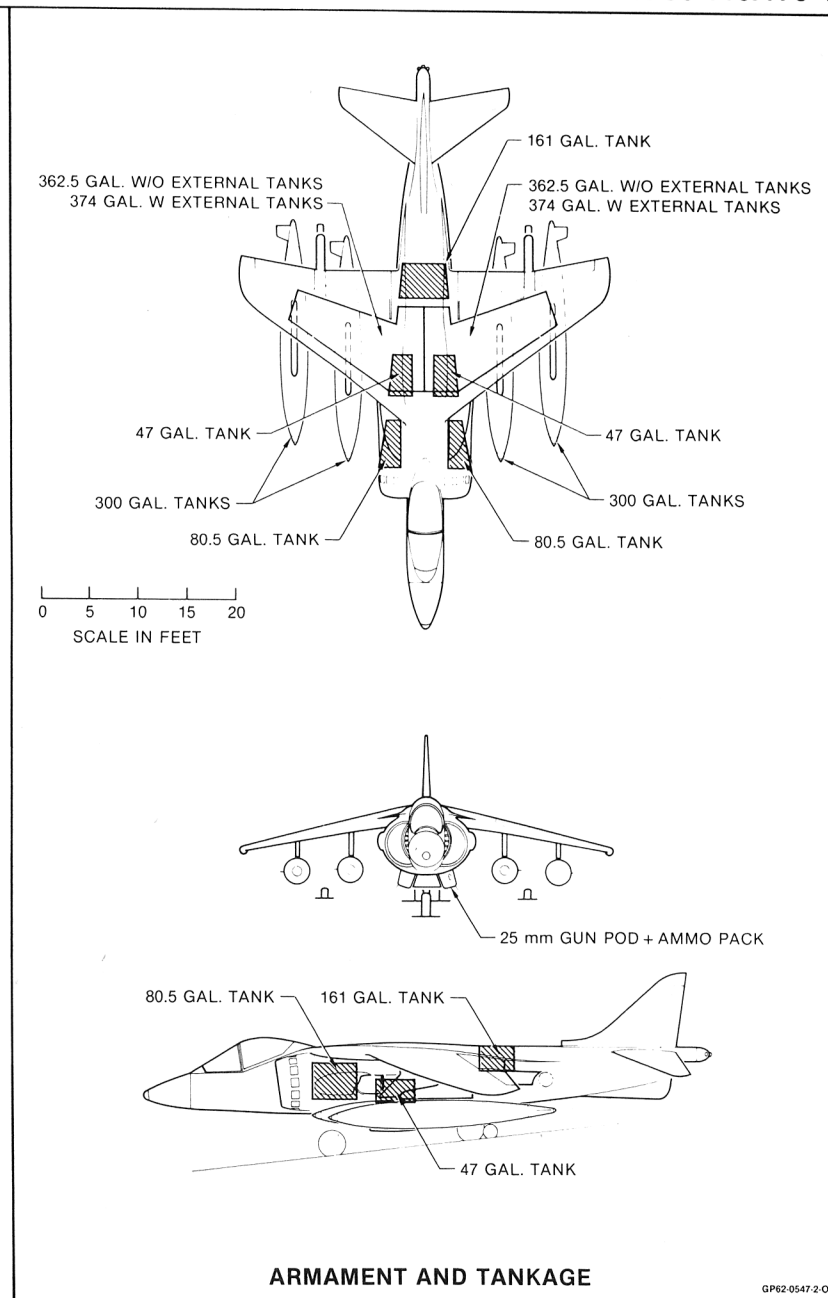
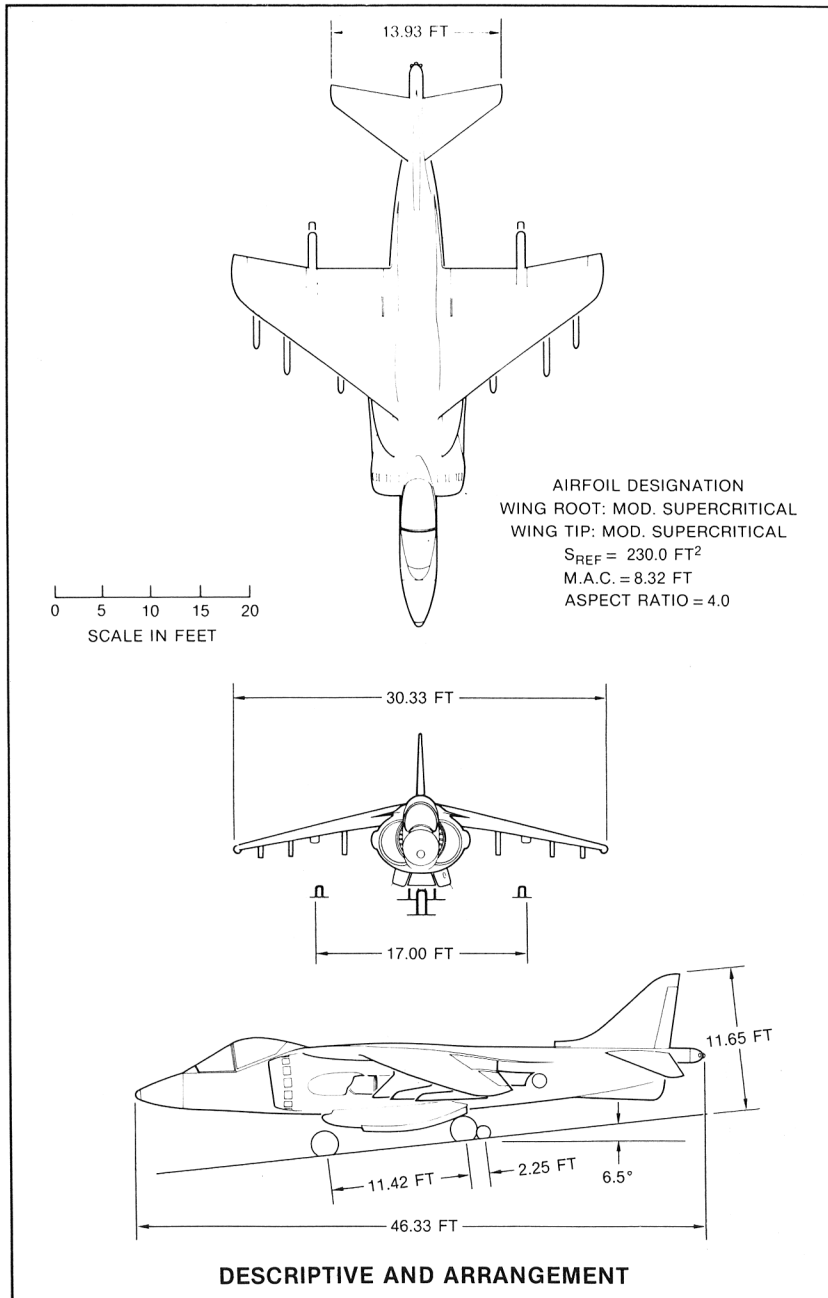


# STANDARD AIRCRAFT CHARACTERISTICS

## AV-8B HARRIER II

*MCDONNELL DOUGLAS*

All Inquiries Concerning Data  
in This Chart Should Be Directed  
to NAVAIR, Code AIR-53012





POWER PLANT		MISSION AND DESCRIPTION		WEIGHTS																																																																																																																																						
Number and model	(1) F402-RR-406	<p>The AV-8B is a single place, close-air support, light attack aircraft with vertical and short takeoff and landing capability. Its primary mission is close-air support, a mission in which the unique basing flexibility of V/STOL allows operation from ships or unprepared short bases in close proximity to the battle area, providing rapid response to the ground commander. Secondary mission capability includes interdiction and combat air patrol or deck launched intercept.</p> <p>The AV-8B has a raised cockpit with wraparound windshield and a shoulder mounted, swept wing with marked-negative dihedral. The wing includes a large, single slotted flap, drooped ailerons in the high lift configuration, and a Leading Edge Root eXtension (LERX). Conventional aerodynamic controls are used in wingborne flight and engine bleed air reaction controls are used in jetborne flight with a mix of two systems being used when transitioning between modes of flight. The aircraft is powered by a Rolls-Royce Pegasus fan jet engine and has two side inlets and four exhaust nozzles which may be rotated to provide thrust vectoring for V/STOL operations or to enhance inflight maneuvering. The landing gear consists of a nose gear and a single main gear mounted in bicycle or tandem arrangement and two outrigger gear located approximately mid-span on each wing between the flap and aileron. Lift Improvement Devices (LIDS) consisting of two longitudinal strakes and a retractable forward fence mounted on the lower fuselage between the nose and main gear, are provided to improve performance in vertical takeoff or landing. The hydraulically operated speedbrake is located on the lower fuselage surface immediately aft of the main landing gear.</p> <p>The AV-8B has six wing stations and one fuselage station for external stores and may carry an external fuselage mounted 25 mm gun pack and ammo pack. Fuselage strakes are interchangeable with the gun and ammo pack. External fuel may be carried on four of the wing stations. The aircraft is equipped with a Stability Augmentation and Attitude Hold System (SAAHS) with a departure resistance system and pilot relief modes for wingborne flight, an Angle Rate Bombing System (ARBBS) and a Head Up Display (HUD). Other features include a self-contained start system, Stencel SJU-4/A ejection seat and an OBOGS system. A retractable inflight refueling probe may be added to the aircraft if required. The wing, forward fuselage and stabilator are fabricated of composite structure.</p>		<table border="1"> <thead> <tr> <th>LOADING</th> <th>LB</th> <th>L.F.</th> </tr> </thead> <tbody> <tr> <td>Empty</td> <td>12,835</td> <td></td> </tr> <tr> <td>Operating</td> <td>13,086</td> <td></td> </tr> <tr> <td>Basic</td> <td>22,950</td> <td>7</td> </tr> <tr> <td>Design</td> <td>29,750</td> <td>5.4</td> </tr> <tr> <td>Combat</td> <td>20,947</td> <td>7.6</td> </tr> <tr> <td>Maximum takeoff</td> <td>31,000</td> <td>5.3</td> </tr> <tr> <td>Maximum in-flight</td> <td>31,000</td> <td>5.3</td> </tr> <tr> <td>Maximum landing</td> <td>25,000</td> <td></td> </tr> </tbody> </table>			LOADING	LB	L.F.	Empty	12,835		Operating	13,086		Basic	22,950	7	Design	29,750	5.4	Combat	20,947	7.6	Maximum takeoff	31,000	5.3	Maximum in-flight	31,000	5.3	Maximum landing	25,000																																																																																																										
LOADING	LB			L.F.																																																																																																																																						
Empty	12,835																																																																																																																																									
Operating	13,086																																																																																																																																									
Basic	22,950			7																																																																																																																																						
Design	29,750			5.4																																																																																																																																						
Combat	20,947			7.6																																																																																																																																						
Maximum takeoff	31,000			5.3																																																																																																																																						
Maximum in-flight	31,000			5.3																																																																																																																																						
Maximum landing	25,000																																																																																																																																									
Manufacturer	Rolls-Royce	<table border="1"> <thead> <tr> <th colspan="3">FUEL, OIL AND WATER</th> </tr> <tr> <th>NO. TANKS</th> <th>GALLONS</th> <th>LOCATION</th> </tr> </thead> <tbody> <tr> <td>5</td> <td>416</td> <td>Fuselage, integral</td> </tr> <tr> <td>2</td> <td>725*</td> <td>Wing, integral</td> </tr> <tr> <td>2/4</td> <td>564/1,164</td> <td>Wing, external, drop</td> </tr> <tr> <td colspan="3">Grade JP4 or JP5</td> </tr> <tr> <td colspan="3">Specification MIL-J-5624</td> </tr> <tr> <td colspan="3">*Increased to 748 when external fuel is carried</td> </tr> <tr> <th colspan="3">OIL</th> </tr> <tr> <td colspan="2">Integral with engine</td> <td>2.4 gal.</td> </tr> <tr> <td colspan="3">(Ferry mission - 3.25 gal.)</td> </tr> <tr> <th colspan="3">WATER</th> </tr> <tr> <td>1</td> <td>Flow rate 330 PPM</td> <td>60 gal.</td> </tr> </tbody> </table>			FUEL, OIL AND WATER			NO. TANKS	GALLONS	LOCATION	5	416	Fuselage, integral	2	725*	Wing, integral	2/4	564/1,164	Wing, external, drop	Grade JP4 or JP5			Specification MIL-J-5624			*Increased to 748 when external fuel is carried			OIL			Integral with engine		2.4 gal.	(Ferry mission - 3.25 gal.)			WATER			1	Flow rate 330 PPM	60 gal.																																																																																															
FUEL, OIL AND WATER																																																																																																																																										
NO. TANKS	GALLONS				LOCATION																																																																																																																																					
5	416				Fuselage, integral																																																																																																																																					
2	725*				Wing, integral																																																																																																																																					
2/4	564/1,164				Wing, external, drop																																																																																																																																					
Grade JP4 or JP5																																																																																																																																										
Specification MIL-J-5624																																																																																																																																										
*Increased to 748 when external fuel is carried																																																																																																																																										
OIL																																																																																																																																										
Integral with engine		2.4 gal.																																																																																																																																								
(Ferry mission - 3.25 gal.)																																																																																																																																										
WATER																																																																																																																																										
1	Flow rate 330 PPM	60 gal.																																																																																																																																								
Specifications	Rolls-Royce Spec. No. 604	<table border="1"> <thead> <tr> <th colspan="4">DEVELOPMENT</th> </tr> </thead> <tbody> <tr> <td>First flight prototype</td> <td>(YAV-8B)</td> <td>9 November 1978</td> <td></td> </tr> <tr> <td>First flight (flight development program)</td> <td>(AV-8B)</td> <td>5 November 1981</td> <td></td> </tr> <tr> <td>Initial Operating Capability (IOC)</td> <td>(AV-8B)</td> <td>August 1985</td> <td></td> </tr> <tr> <td>First fleet deployment</td> <td>(AV-8B)</td> <td>January 1987</td> <td></td> </tr> </tbody> </table>			DEVELOPMENT				First flight prototype	(YAV-8B)	9 November 1978		First flight (flight development program)	(AV-8B)	5 November 1981		Initial Operating Capability (IOC)	(AV-8B)	August 1985		First fleet deployment	(AV-8B)	January 1987																																																																																																																			
DEVELOPMENT																																																																																																																																										
First flight prototype	(YAV-8B)				9 November 1978																																																																																																																																					
First flight (flight development program)	(AV-8B)				5 November 1981																																																																																																																																					
Initial Operating Capability (IOC)	(AV-8B)				August 1985																																																																																																																																					
First fleet deployment	(AV-8B)				January 1987																																																																																																																																					
Type	Axial flow, non-mixed, vectored thrust, turbofan				<table border="1"> <thead> <tr> <th colspan="4">DIMENSIONS</th> </tr> </thead> <tbody> <tr> <td>Wing</td> <td></td> <td></td> <td></td> </tr> <tr> <td>Area</td> <td></td> <td>230 sq ft</td> <td></td> </tr> <tr> <td>Span</td> <td></td> <td>30.33 ft</td> <td></td> </tr> <tr> <td>M.A.C.</td> <td></td> <td>8.32 ft</td> <td></td> </tr> <tr> <td>Sweepback (25% chord) (projected)</td> <td></td> <td>30.62°</td> <td></td> </tr> <tr> <td>Incidence</td> <td></td> <td>3°</td> <td></td> </tr> <tr> <td>Dihedral</td> <td></td> <td>-11°</td> <td></td> </tr> <tr> <td>Length</td> <td></td> <td>46.33 ft</td> <td></td> </tr> <tr> <td>Height</td> <td></td> <td>11.65 ft</td> <td></td> </tr> <tr> <td>Wheelbase</td> <td></td> <td>11.42 ft</td> <td></td> </tr> <tr> <td>Tread (outrigger)</td> <td></td> <td>17.0 ft</td> <td></td> </tr> <tr> <td>MLG tires</td> <td></td> <td>26 x 7.75</td> <td></td> </tr> <tr> <td>NLG tire</td> <td></td> <td>26 x 8.75</td> <td></td> </tr> <tr> <td>Outrigger tires</td> <td></td> <td>13.5 x 6.0</td> <td></td> </tr> </tbody> </table>			DIMENSIONS				Wing				Area		230 sq ft		Span		30.33 ft		M.A.C.		8.32 ft		Sweepback (25% chord) (projected)		30.62°		Incidence		3°		Dihedral		-11°		Length		46.33 ft		Height		11.65 ft		Wheelbase		11.42 ft		Tread (outrigger)		17.0 ft		MLG tires		26 x 7.75		NLG tire		26 x 8.75		Outrigger tires		13.5 x 6.0																																																																								
DIMENSIONS																																																																																																																																										
Wing																																																																																																																																										
Area								230 sq ft																																																																																																																																		
Span		30.33 ft																																																																																																																																								
M.A.C.		8.32 ft																																																																																																																																								
Sweepback (25% chord) (projected)		30.62°																																																																																																																																								
Incidence		3°																																																																																																																																								
Dihedral		-11°																																																																																																																																								
Length		46.33 ft																																																																																																																																								
Height		11.65 ft																																																																																																																																								
Wheelbase		11.42 ft																																																																																																																																								
Tread (outrigger)		17.0 ft																																																																																																																																								
MLG tires		26 x 7.75																																																																																																																																								
NLG tire		26 x 8.75																																																																																																																																								
Outrigger tires		13.5 x 6.0																																																																																																																																								
Augmentation	Water injection	<table border="1"> <thead> <tr> <th colspan="3">STORE STATIONS</th> </tr> <tr> <th>NO.</th> <th>LOCATION</th> <th>LOADING (NOMINAL)</th> </tr> </thead> <tbody> <tr> <td>1</td> <td>Fuselage</td> <td>Stores up to 1,000 lb</td> </tr> <tr> <td>2</td> <td>Inboard wing</td> <td>Stores up to 2,000 lb</td> </tr> <tr> <td>2</td> <td>Intermediate wing</td> <td>Stores up to 1,000 lb</td> </tr> <tr> <td>2</td> <td>Outboard wing</td> <td>Stores up to 630 lb</td> </tr> </tbody> </table>			STORE STATIONS			NO.	LOCATION	LOADING (NOMINAL)	1	Fuselage	Stores up to 1,000 lb	2	Inboard wing	Stores up to 2,000 lb	2	Intermediate wing	Stores up to 1,000 lb	2	Outboard wing	Stores up to 630 lb																																																																																																																				
STORE STATIONS																																																																																																																																										
NO.	LOCATION				LOADING (NOMINAL)																																																																																																																																					
1	Fuselage				Stores up to 1,000 lb																																																																																																																																					
2	Inboard wing				Stores up to 2,000 lb																																																																																																																																					
2	Intermediate wing				Stores up to 1,000 lb																																																																																																																																					
2	Outboard wing				Stores up to 630 lb																																																																																																																																					
Length (including nozzles)	137.3 in.				<table border="1"> <thead> <tr> <th colspan="3">GUNS</th> </tr> <tr> <th>NO.</th> <th>LOCATION</th> <th>LOADING</th> </tr> </thead> <tbody> <tr> <td>1</td> <td>Either side of fuselage centerline pylon</td> <td>25 mm gun pod + 300 rounds installed in removable pods.</td> </tr> </tbody> </table>			GUNS			NO.	LOCATION	LOADING	1	Either side of fuselage centerline pylon	25 mm gun pod + 300 rounds installed in removable pods.																																																																																																																										
GUNS																																																																																																																																										
NO.	LOCATION							LOADING																																																																																																																																		
1	Either side of fuselage centerline pylon	25 mm gun pod + 300 rounds installed in removable pods.																																																																																																																																								
Inlet Diameter	48.05 in.	<p>*Includes splay loss (90° nozzle rotation)</p>																																																																																																																																								
Dry Weight	(max.) 3887 lb							<table border="1"> <thead> <tr> <th colspan="4">ELECTRONICS</th> </tr> </thead> <tbody> <tr> <td>Angle Rate Bombing Set</td> <td>AN/ASB-19(V)2</td> <td></td> <td></td> </tr> <tr> <td>Stores Management Set</td> <td>AN/AYQ-13</td> <td></td> <td></td> </tr> <tr> <td>Mission Computer</td> <td>AYK-14(V)</td> <td></td> <td></td> </tr> <tr> <td>Electronic Warfare</td> <td></td> <td></td> <td></td> </tr> <tr> <td>Radar Warning Receiver</td> <td>AN/ALR-67(V)2</td> <td></td> <td></td> </tr> <tr> <td>Countermeasures Dispensing System</td> <td>AN/ALE-39</td> <td></td> <td></td> </tr> <tr> <td>Interference Blanker</td> <td>100D0009-4</td> <td></td> <td></td> </tr> <tr> <td>Communications and Identification</td> <td></td> <td></td> <td></td> </tr> <tr> <td>UHF/VHF Radio</td> <td>ARC-182(V)</td> <td></td> <td></td> </tr> <tr> <td>Secure Voice</td> <td>TSEC/KY-58</td> <td></td> <td></td> </tr> <tr> <td>IFF</td> <td>APX-100</td> <td></td> <td></td> </tr> <tr> <td>Radio Navigation</td> <td></td> <td></td> <td></td> </tr> <tr> <td>TACAN</td> <td>ARN-118</td> <td></td> <td></td> </tr> <tr> <td>All-Weather Landing System</td> <td>ARA-63</td> <td></td> <td></td> </tr> <tr> <td>Radar Altimeter</td> <td>APN-194(V)</td> <td></td> <td></td> </tr> <tr> <td>Radar Beacon</td> <td>APN-202</td> <td></td> <td></td> </tr> <tr> <td>Horizontal Situation Indicator</td> <td>ID-2284/A</td> <td></td> <td></td> </tr> <tr> <td>CNI Data Converter</td> <td>CV-3736/A</td> <td></td> <td></td> </tr> <tr> <td>Auxiliary CNI Panel</td> <td>AM-7109/A</td> <td></td> <td></td> </tr> <tr> <td>Controls and Displays</td> <td></td> <td></td> <td></td> </tr> <tr> <td>Head Up Display</td> <td>SU-128/A</td> <td></td> <td></td> </tr> <tr> <td>Multipurpose Display</td> <td>IP-1318/A</td> <td></td> <td></td> </tr> <tr> <td>Display Processor</td> <td>CP-1450/A</td> <td></td> <td></td> </tr> <tr> <td>Up-Front Control Set</td> <td>AN/ASQ-179</td> <td></td> <td></td> </tr> <tr> <td>Engine Display Panel</td> <td>EAU-12/A</td> <td></td> <td></td> </tr> <tr> <td>Air Data Computer</td> <td>CP-1471/A</td> <td></td> <td></td> </tr> <tr> <td>Magnetic Azimuth Detector</td> <td>DHU-1/A</td> <td></td> <td></td> </tr> <tr> <td>Angle-of-Attack Indicator</td> <td>ID-2276/A</td> <td></td> <td></td> </tr> <tr> <td>Angle-of-Attack Transmitter</td> <td>TRU-197/A</td> <td></td> <td></td> </tr> <tr> <td>Stability Augmentation of Attitude Hold Set</td> <td>AN/ASW-46(V)2</td> <td></td> <td></td> </tr> <tr> <td>Inertial Navigation Set</td> <td>AN/ASN-130A</td> <td></td> <td></td> </tr> </tbody> </table>			ELECTRONICS				Angle Rate Bombing Set	AN/ASB-19(V)2			Stores Management Set	AN/AYQ-13			Mission Computer	AYK-14(V)			Electronic Warfare				Radar Warning Receiver	AN/ALR-67(V)2			Countermeasures Dispensing System	AN/ALE-39			Interference Blanker	100D0009-4			Communications and Identification				UHF/VHF Radio	ARC-182(V)			Secure Voice	TSEC/KY-58			IFF	APX-100			Radio Navigation				TACAN	ARN-118			All-Weather Landing System	ARA-63			Radar Altimeter	APN-194(V)			Radar Beacon	APN-202			Horizontal Situation Indicator	ID-2284/A			CNI Data Converter	CV-3736/A			Auxiliary CNI Panel	AM-7109/A			Controls and Displays				Head Up Display	SU-128/A			Multipurpose Display	IP-1318/A			Display Processor	CP-1450/A			Up-Front Control Set	AN/ASQ-179			Engine Display Panel	EAU-12/A			Air Data Computer	CP-1471/A			Magnetic Azimuth Detector	DHU-1/A			Angle-of-Attack Indicator	ID-2276/A			Angle-of-Attack Transmitter	TRU-197/A			Stability Augmentation of Attitude Hold Set	AN/ASW-46(V)2			Inertial Navigation Set	AN/ASN-130A		
ELECTRONICS																																																																																																																																										
Angle Rate Bombing Set	AN/ASB-19(V)2																																																																																																																																									
Stores Management Set	AN/AYQ-13																																																																																																																																									
Mission Computer	AYK-14(V)																																																																																																																																									
Electronic Warfare																																																																																																																																										
Radar Warning Receiver	AN/ALR-67(V)2																																																																																																																																									
Countermeasures Dispensing System	AN/ALE-39																																																																																																																																									
Interference Blanker	100D0009-4																																																																																																																																									
Communications and Identification																																																																																																																																										
UHF/VHF Radio	ARC-182(V)																																																																																																																																									
Secure Voice	TSEC/KY-58																																																																																																																																									
IFF	APX-100																																																																																																																																									
Radio Navigation																																																																																																																																										
TACAN	ARN-118																																																																																																																																									
All-Weather Landing System	ARA-63																																																																																																																																									
Radar Altimeter	APN-194(V)																																																																																																																																									
Radar Beacon	APN-202																																																																																																																																									
Horizontal Situation Indicator	ID-2284/A																																																																																																																																									
CNI Data Converter	CV-3736/A																																																																																																																																									
Auxiliary CNI Panel	AM-7109/A																																																																																																																																									
Controls and Displays																																																																																																																																										
Head Up Display	SU-128/A																																																																																																																																									
Multipurpose Display	IP-1318/A																																																																																																																																									
Display Processor	CP-1450/A																																																																																																																																									
Up-Front Control Set	AN/ASQ-179																																																																																																																																									
Engine Display Panel	EAU-12/A																																																																																																																																									
Air Data Computer	CP-1471/A																																																																																																																																									
Magnetic Azimuth Detector	DHU-1/A																																																																																																																																									
Angle-of-Attack Indicator	ID-2276/A																																																																																																																																									
Angle-of-Attack Transmitter	TRU-197/A																																																																																																																																									
Stability Augmentation of Attitude Hold Set	AN/ASW-46(V)2																																																																																																																																									
Inertial Navigation Set	AN/ASN-130A																																																																																																																																									

PERFORMANCE SUMMARY (J)

TAKEOFF LOADING CONDITION			① HI-HI-HI	③ CLOSE AIR SUPPORT	⑤ HI-LO-HI	⑦ HI-LO-LO-HI	⑨ COMBAT AIR PATROL	⑪ FERRY
			CLEAN STRAKES NO PYLONS	(6) MK-82SE GUN & AMMO (6) PYLONS	(6) MK-82SE (2) 300 GAL. TANKS GUN & AMMO (6) PYLONS	(6) MK-82SE DECM POD GUN & AMMO (7) PYLONS	(4) AIM-9 GUN & AMMO (6) PYLONS	(4) 300 GAL. TANKS STRAKES (4) PYLONS
Takeoff weight	(A) lb	21,201	26,525	31,000	26,982	24,311	30,604	
Fuel internal/external (JP-5, 6.8 lb/gal.)	lb	7,759/—	7,759/—	7,915/3,669	7,759/—	7,759/—	7,915/7,915	
Payload (bombs, missiles, guns, ammo)	lb	—	4,692	4,692	5,067	2,070	—	
Wing loading	lb/sq ft	92.2	115.3	134.8	117.3	105.7	133.1	
Stall speed - power off/takeoff power	kt	135/92	151/115	163/132	152/117	144/106	162/130	
STO takeoff run at S.L.-calm/25 kt wind	(B) ft	260/110	730/425	1,530/1,030	780/460	510/275	1,460/975	
STO takeoff to clear 50 ft - calm/25 kt wind	(B) ft	925/565	1,815/1,255	3,110/2,330	1,940/1,355	1,425/945	3,005/2,245	
CTO maximum effort takeoff calm	(B) ft	1,030	1,625	2,335	1,695	1,315	2,265	
Maximum speed/altitude	(C) kt/ft	574/S.L.	530/10,000	497/10,000	516/10,000	532/10,000	521/10,000	
Rate of climb at S.L.	(C) fpm	16,000	10,550	7,800	9,900	11,750	8,600	
Time: S.L. to 20,000 ft	(C) min	1.7	2.9	4.5	3.2	2.5	3.8	
Time: S.L. to 30,000 ft	(C) min	3.2	6.7	11.0 (D)	8.1	5.5	10.7 (E)	
Service ceiling (100 fpm)	(C) ft	41,700	33,100	27,500	31,700	34,900	29,500	
Combat range	NM	1,351	802	987 (F)	730	898	1,778 (G)	
Average cruising speed (TAS)	kt	456	404	381	394	403	398	
Cruising altitudes initial/final	ft	40,400/46,800	31,150/36,950	23,300/33,500	29,250/35,400	33,650/39,550	26,050/40,450	
Combat radius/mission time	(I) NM/hr	648/2.9	192/1.9	508/2.6 (H)	254/1.5	150/2.3	—/—	
Average cruising speed (TAS)	kt	456	416	400	401	402	—	
Cruising altitudes initial/final	ft	40,400/46,800	31,150/42,400	23,300/41,050	29,250/40,800	33,650/39,550	—	
Loiter time	min	—	60	—	—	89	—	
COMBAT LOADING CONDITION			② CLEAN	④ BOMBS RETAINED	⑥ TANKS DROPPED BOMBS RETAINED	⑧ BOMBS RETAINED	⑩ MISSILES RETAINED	⑫ TANKS RETAINED
Combat weight	lb	17,837	23,161	25,710	23,618	20,947	24,012	
Engine power		Combat	Combat	Combat	Combat	Combat	—	
Fuel	lb	4,655	4,655	6,950	4,655	4,655	9,498	
Combat speed/combat altitude	kt/ft	516/40,000	553/5,000	515/S.L.	536/S.L.	507/30,000	—	
Rate of climb at combat altitude	(C) fpm	1,950	11,700	10,450	12,250	3,100	—	
Combat ceiling (500 fpm)	(C) ft	43,800	36,400	31,650	34,700	36,550	33,150	
Rate of climb at S.L.	(C) fpm	18,950	13,100	10,450	12,250	13,750	11,450	
Maximum speed at S.L.	(C) kt	574	552	515	536	531	518	
Maximum speed/altitude	(C) kt/ft	535/30,000	553/5,000	487/30,000	510/30,000	507/30,000	494/30,000	
Landing weight	lb	13,919	15,919	16,377	16,395	17,119	15,719	
Fuel	lb	740	791	995	810	827	1,205	
Stall speed - power off/approach power	kt/kt	109/90	117/99	118/101	119/101	121/104	116/98	
Landing distance - groundroll/over 50 ft obstacle	ft/ft	1,420/2,390	1,680/2,650	1,740/2,710	1,745/2,715	1,840/2,810	1,650/2,620	

Notes:

- (A) Includes 260 lb of water consumed at takeoff
- (B) Short lift wet, 15 second rating, standard day
- (C) Combat thrust, 10 minute rating
- (D) Maximum altitude 27,209 ft
- (E) Maximum altitude 29,332 ft
- (F) External fuel tanks retained when empty
- (G) Ferry range is 2,135 NM if tanks are dropped when empty
- (H) External fuel tanks dropped when empty
- (I) Mission time excludes warmup, takeoff, and 10 min loiter reserve
- (J) Performance basis - flight test (MDC A9847)

GP82-0547-4-0

MISSION SUMMARY - ALTERNATE LOADINGS (ATTACK CONFIGURATIONS) (E)

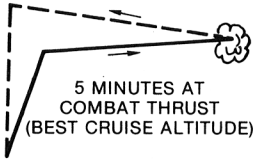
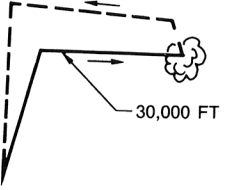
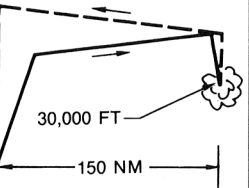

		CLOSE SUPPORT		HI-LO-LO-HI		MODIFIED HI-LO-LO-HI		LO-LO-LO		HI-LO-HI		
EXTERNAL STORE LOADING	(A)	(B) TOGW	COMBAT RADIUS (NM)	MISSION TIME (hr) (C)	COMBAT RADIUS (NM)	MISSION TIME (hr) (C)	COMBAT RADIUS (NM)	MISSION TIME (hr) (C)	COMBAT RADIUS (NM)	MISSION TIME (hr) (C)	COMBAT RADIUS (NM)	MISSION TIME (hr) (C)
3 (6) MK-82 SE Gun & Ammo		26,525	192	1.94	282	1.60	230	1.18	192	1.56	336	1.72
5 (6) MK-82 SE (2) 300 Gallon Tanks Gun & Ammo	(D)	31,000	363	2.84	460	2.54	411	2.13	294	2.33	508	2.64
7 (6) MK-82 SE DECM Pod Gun & Ammo + (7) Pylons		26,982	163	1.82	254	1.51	201	1.06	182	1.50	305	1.62
14 (6) MK-82 SE (2) AIM-9 Gun & Ammo		27,337	148	1.76	241	1.46	188	1.01	176	1.47	289	1.56
15 (6) MK-82 SE Strakes		25,307	232	2.11	314	1.73	260	1.30	202	1.65	373	1.86
16 (6) MK-20 Rockeye Gun & Ammo		26,087	184	1.91	274	1.58	220	1.14	189	1.55	327	1.70
17 (4) AGM-65 Maverick Gun & Ammo		26,203	189	1.93	274	1.50	222	1.14	189	1.54	328	1.69
18 (6) MK-77 Gun & Ammo		26,147	187	1.92	276	1.59	223	1.15	190	1.55	331	1.71
19 (4) MK-83 LDGP (2) 300 Gallon Tanks Strakes	(D)	30,510	429	3.11	522	2.78	473	2.38	316	2.49	575	2.89

Notes:

- (A) All configurations have (6) pylons unless noted
- (B) Includes 260 lb of water which is consumed at takeoff
- (C) Mission time excludes warmup, takeoff, and 10 min loiter reserve

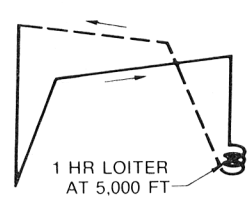
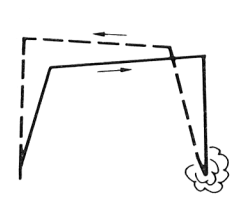
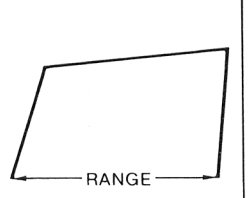
- (D) External tanks dropped when empty
- (E) Performance basis - flight test (MDC A9847)

GP62-0547-5-0

MISSION SUMMARY - ALTERNATE LOADING (AIR-TO-AIR CONFIGURATIONS) (G)											
		HI-HI-HI		DECK LAUNCHED INTERCEPT		COMBAT AIR PATROL		FERRY RANGE			
											
EXTERNAL STORE LOADING (A)	(B) TOGW	COMBAT RADIUS (NM)	MISSION TIME (hr) (C)	COMBAT RADIUS (NM)	MISSION TIME (hr) (C)	LOITER TIME (hr)	MISSION TIME (hr) (C)	RANGE (NM)	MISSION TIME (hr) (C)		
① Clean Strakes, no pylons	21,201	648	2.93	466	1.96	2.37	3.07	1,351	2.97		
⑨ (4) AIM-9 Gun & Ammo	24,311	425	2.20	382	1.80	1.49	2.27	898	2.23		
⑪ (4) 300 Gallon Tanks (retained tanks) Strakes + (4) Pylons	30,604	—	—	—	—	—	—	1,778	4.48		
⑬ (4) 300 Gallon Tanks (drop tanks) Strakes + (4) Pylons	30,604	—	—	—	—	—	—	2,135	4.98		
⑳ (4) AIM-9 (F) (2) 300 Gallon Tanks Gun & Ammo	28,698	628	3.22	598	2.86	2.59	3.38	1,189 (D)	3.06 (D)		
㉑ (2) AIM-9 (F) (2) 300 Gallon Tanks Gun & Ammo	28,092	680	3.40	627	2.91	2.80	3.58	1,286 (E)	3.25 (E)		
㉒ (2) AIM-9 Gun & Ammo	23,705	461	2.32	399	1.83	1.64	2.41	970	2.36		
㉓ (4) AIM-9 Strakes	23,093	470	2.38	403	1.86	1.70	2.47	987	2.42		

Notes:  
 (A) All configurations have (6) pylons unless noted  
 (B) Includes 260 lb of water which is consumed at takeoff  
 (C) Mission time excludes warmup, takeoff, and 10 min loiter reserve  
 (D) For tanks dropped range is 1,305 NM in 3.26 hr  
 (E) For tanks dropped range is 1,409 NM in 3.44 hr  
 (F) External tanks dropped when empty except ferry  
 (G) Performance basis - flight test (MDC A9847)

GP62-0547-6-0

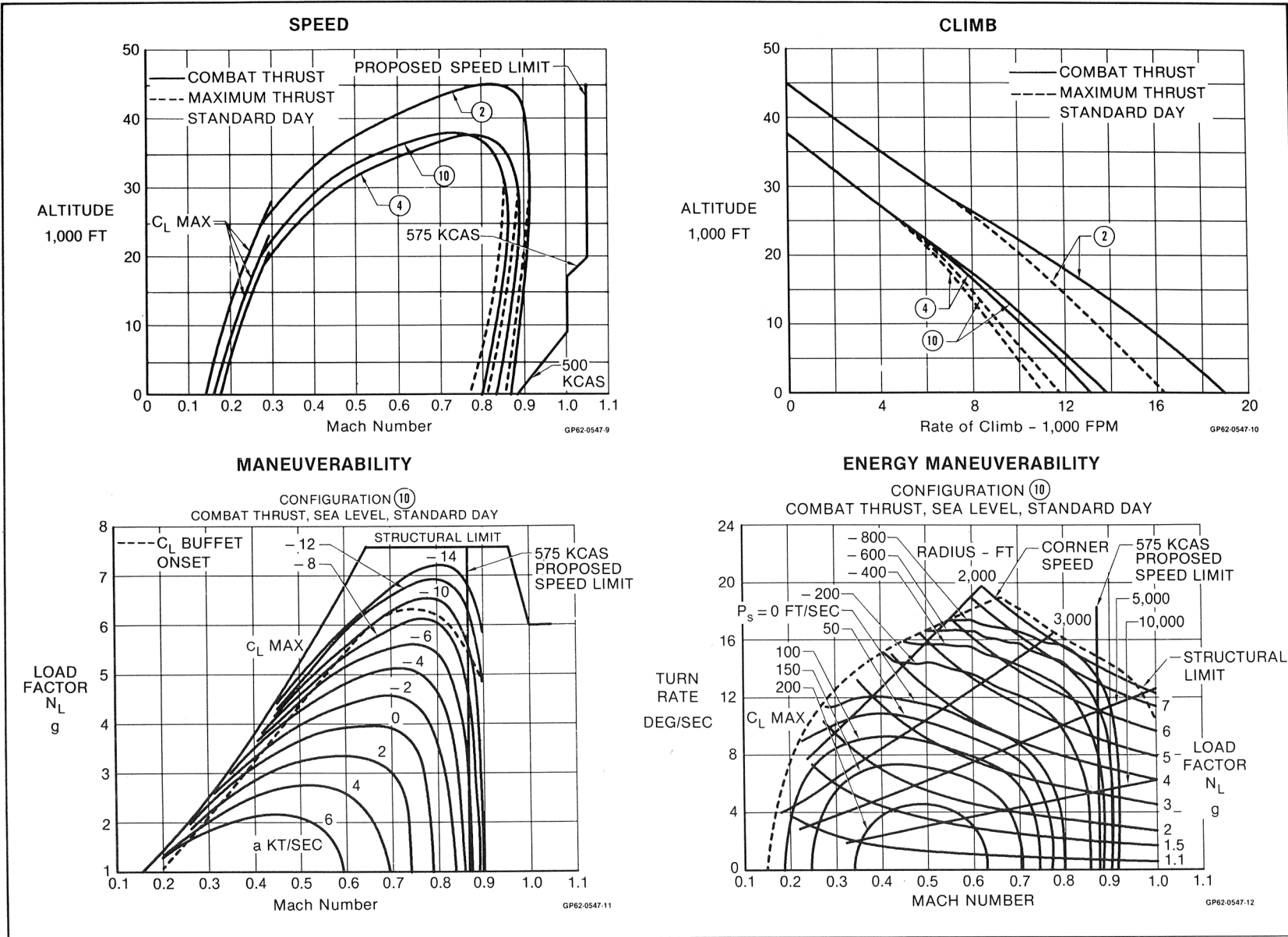
MISSION SUMMARY - ALTERNATE LOADINGS (SPEC. MISSIONS) (H)									
		CLOSE SUPPORT		HI-LO-HI (E)		FERRY RANGE			
									
EXTERNAL STORE LOADING (A)	(B) TOGW	COMBAT RADIUS (NM)	MISSION TIME (hr) (C)	COMBAT RADIUS (NM)	MISSION TIME (hr)(C)	RANGE (NM)	MISSION TIME (hr) (C)		
24 (7) MK-82 SE Gun & Ammo	27,192	162	1.82	329	1.73	714	1.83		
25 (12) MK-82 SE Strakes	(G) 28,350	86	1.46	263	1.45	521	1.42		
26 (7) MK-82 SE (2) 300 Gallon Tanks Strakes (F)	(G) 28,350	316	2.55	484	2.46	999	2.51		
27 (16) MK-82 SE Strakes + (7) Pylons	(G) 28,350	(D)	(D)	96	0.62	222	0.66		
28 (4) AGM-65 Maverick Gun & Ammo	26,097	194	1.95	355	1.82	819	2.04		
29 (4) 300 Gallon Tanks (drop tanks) Strakes	30,686	—	—	—	—	2,103	4.93		
30 (4) 300 Gallon Tanks (retain tanks) Strakes	30,686	—	—	—	—	1,753	4.44		

Notes:

- (A) All configurations have (5) pylons unless noted
- (B) Includes 260 lb of water which is consumed at takeoff
- (C) Mission time excludes warmup, takeoff, and 10 min loiter reserve
- (D) Requires an extra 1,167 lb of fuel for mission to balance

- (E) Combat at maximum continuous thrust instead of combat thrust
- (F) External tanks dropped when empty
- (G) TOGW limited to 1,190 ft short takeoff ground roll, tropic day, SLW
- (H) Performance basis - flight test (MDC A9847)

GP62-0547-7-0

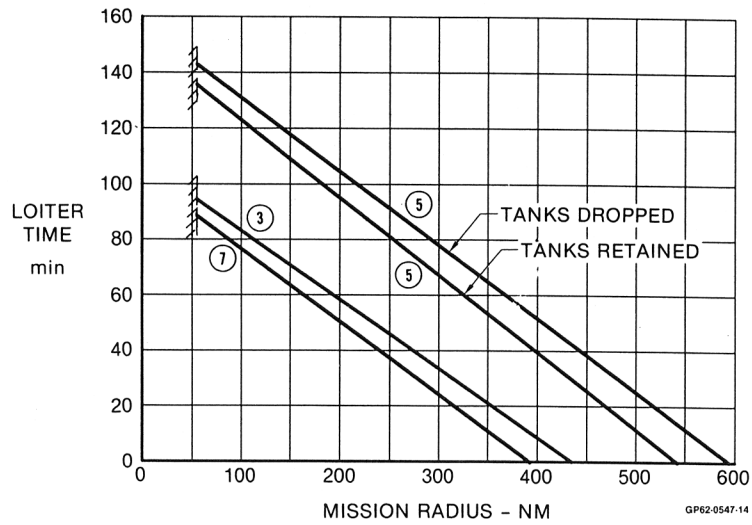


(A) Performance basis - flight test (MDC A9847)

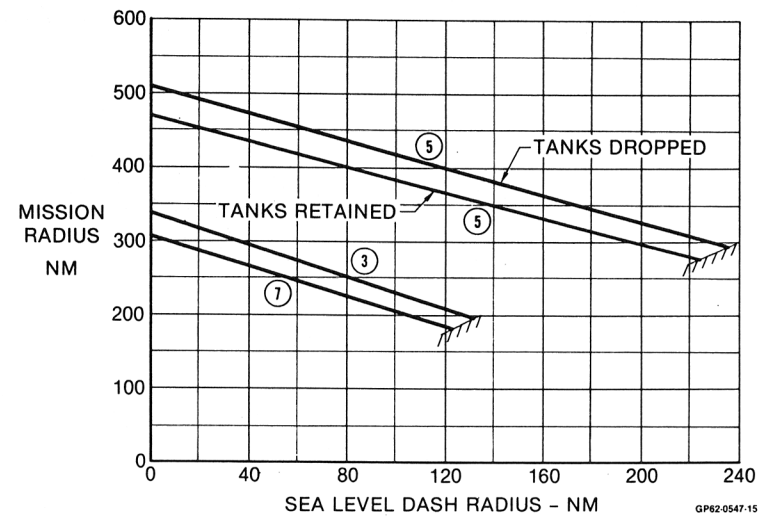
NOTES

GP62-0547-8-O

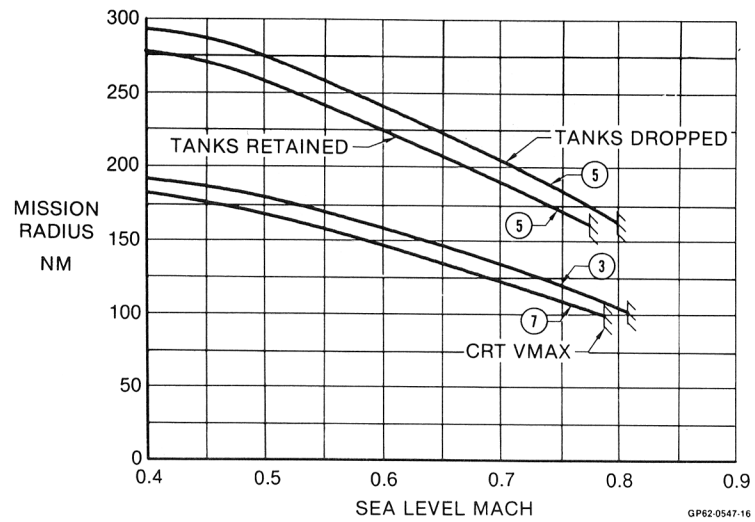
CLOSE-AIR SUPPORT



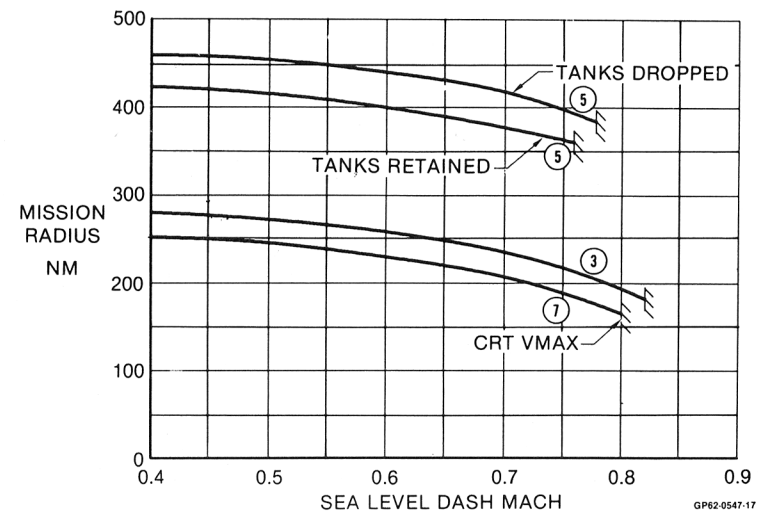
HI-LO-LO-HI



LO-LO-LO



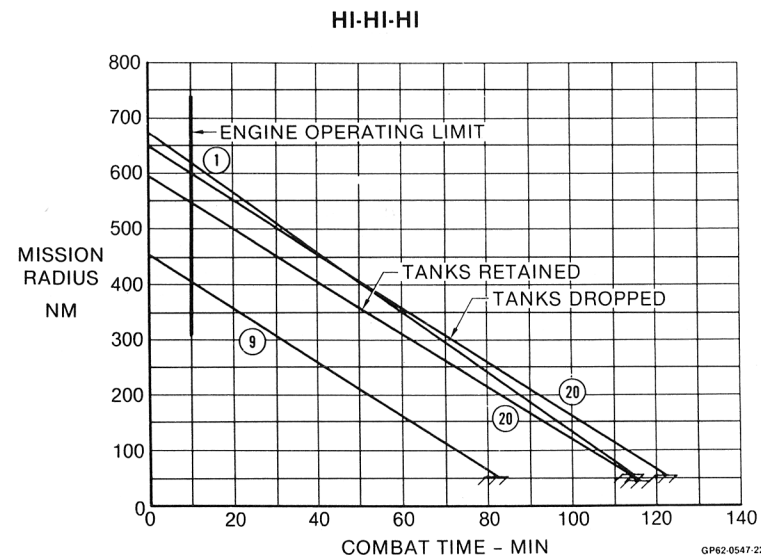
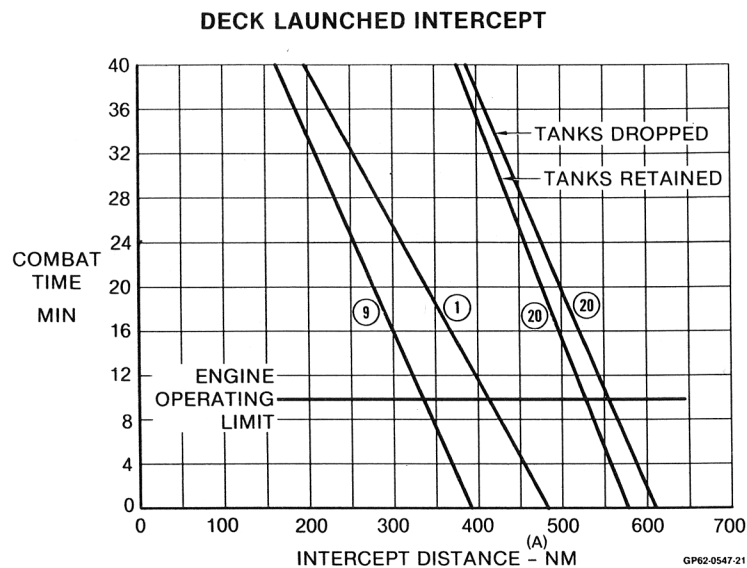
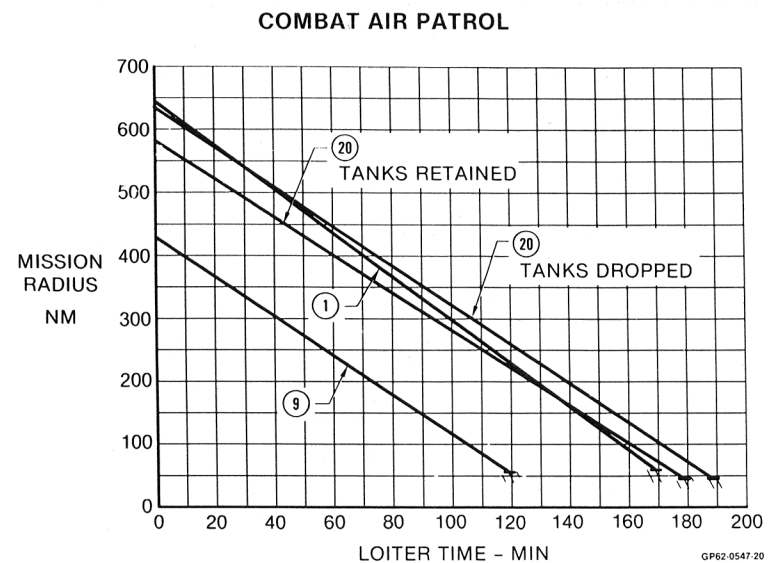
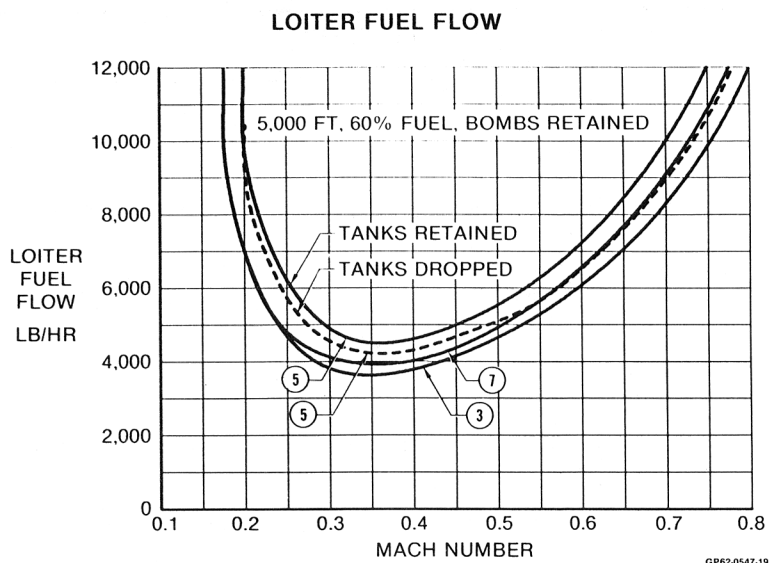
HI-LO-LO-HI



NOTES

(A) Performance basis - flight test (MDC A9847)

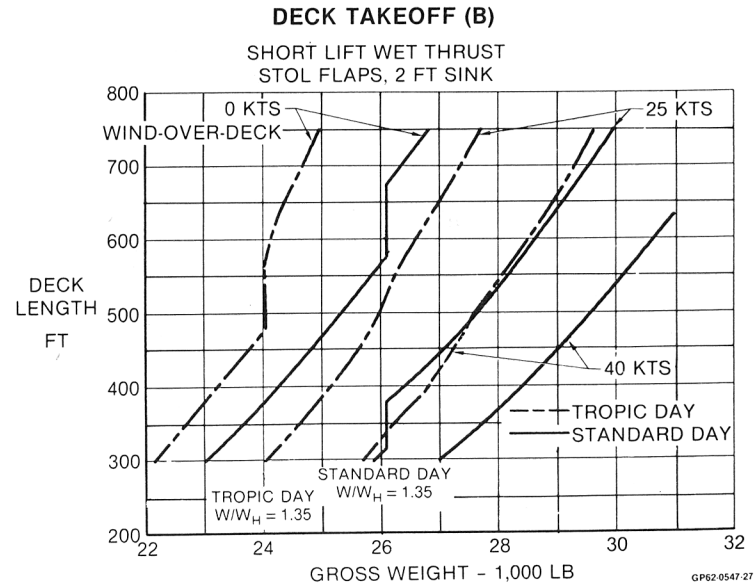
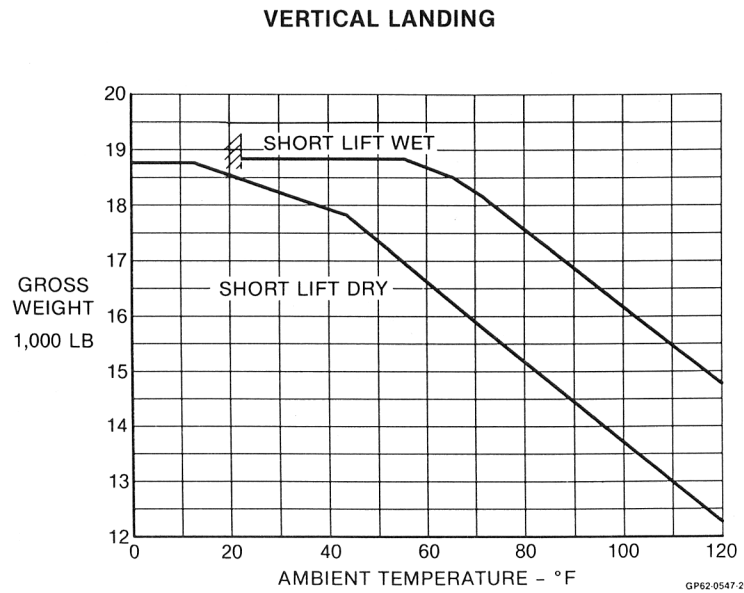
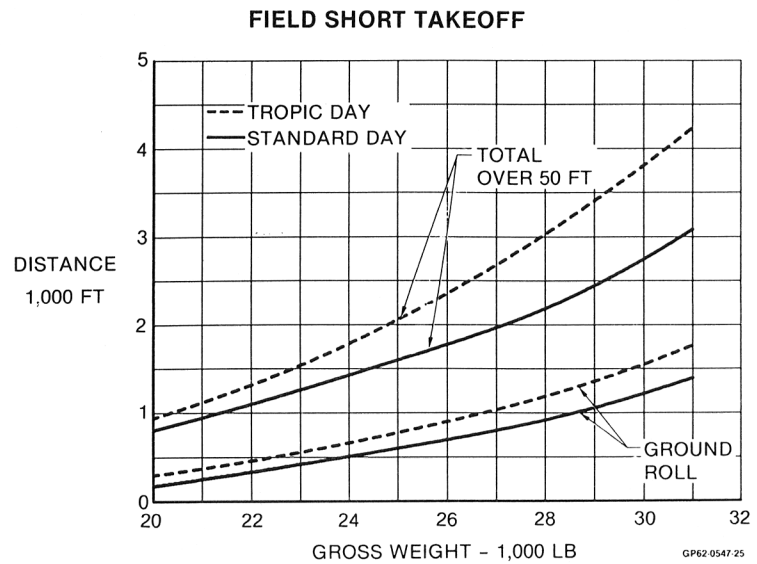
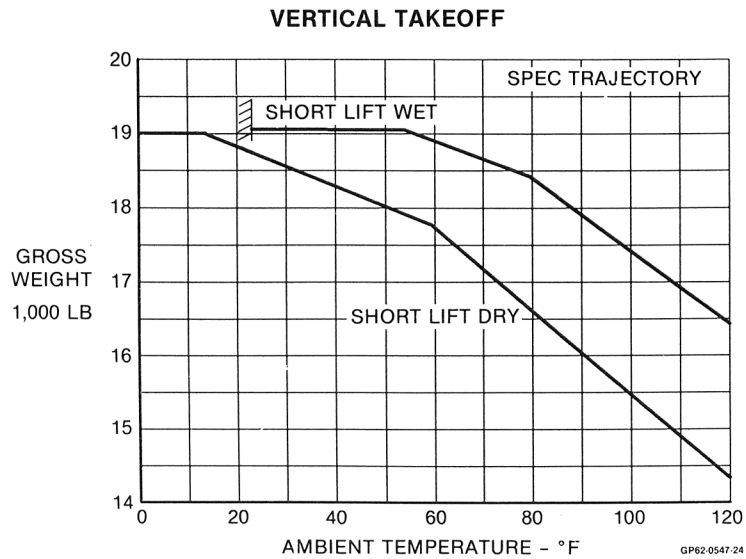
GP62-0547-13-O



(A) Climb & Cruise Distance to Target  
 (B) Performance basis - flight test (MDC A9847)

NOTES



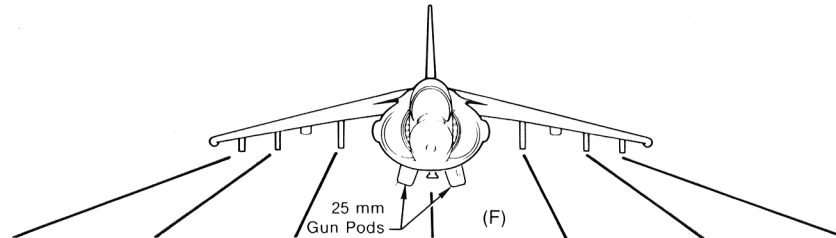


(A) Performance basis - flight test (MDC A9847)  
 (B) Carrier operations are prescribed by the Shipboard Operating Bulletins and appropriate NATOPS manuals.

NOTES

GP62-0547-23-0

**EXTERNAL STORE LOADING (C)**



STORE	7	6	5	4	3	2	1
<b>GENERAL PURPOSE BOMBS (B)</b>							
MK-81 LDGP Conical Fin	1	3	3	1 (D)	3	3	1
MK-81 Snakeye	1	3	3	1 (D)	3	3	1
MK-82 LDGP Conical Fin	1	3 (A)	3	1 (D)	3	3 (A)	1
MK-82 Snakeye	1	3 (A)	3	1 (D)	3	3 (A)	1
MK-83 LDGP Conical Fin	—	1	2	—	2	1	—
<b>LASER GUIDED BOMBS</b>							
MK-82 LGB GBU-12B/B	—	2 (A)	3	—	3	2 (A)	—
MK-83 LGB GBU-16/B	—	1	1	—	1	1	—
<b>PRACTICE BOMBS (PMBR)</b>							
MK-76 (PMBR A/A37B-3)	—	6/1	—	—	—	6/1	—
MK-106 (PMBR A/A37B-3)	—	6/1	—	—	—	6/1	—
<b>CLUSTER BOMBS (B)</b>							
Rockeye II Mods 2/3/4/6	1	2	3	—	3	2	1
<b>FIRE BOMBS (B)</b>							
MK-77 (Mod 2/4)	1	2	2	—	2	2	1
<b>ROCKET LAUNCHERS (B)</b>							
LAU-10A/A, B/A	—	2 (A)	3	—	3	2 (A)	—
LAU-61A/A	—	2 (A)	3	—	3	2 (A)	—
LAU-68B/A	—	2	3	—	3	2	—
<b>MISSILES</b>							
AIM-9L Sidewinder	1	1	—	—	—	1	1
AGM-65/E Laser Guided Maverick	—	1	1	—	1	1	—
<b>MISCELLANEOUS</b>							
300 Gallon External Tank (JP-5)	—	1 (A)	1	—	1	1 (A)	—
ADU-299A/A Adapter (Sidewinder)	—	1	—	—	—	1	—
LAU-7A-4 Launcher (Sidewinder)	1	1	—	—	—	1	1
LAU-117A Launcher (Maverick)	—	1	1	—	1	1	—
BRU 42/A (ITER)	—	1	1	1 (E)	1	1	—
AN/ALQ-164 DECM Pod	—	—	—	1	—	—	—

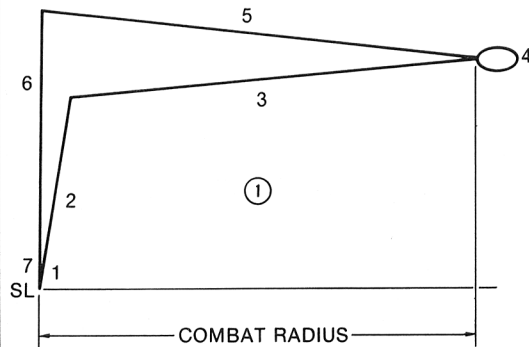
(A) Carriage at reduced load factor  
 (B) Multiple carriage on BRU-42/A (ITER)  
 (C) See NWP 55-3-AV8B, Vol. 1 (Rev. A) for store configuration cleared for release  
 (D) Two stores can be carried in the deep strake configuration  
 (E) An ITER with stores cannot be carried when gun pods installed  
 (F) Deep strakes when guns not installed

GP62-0547-28-0

NOTES:

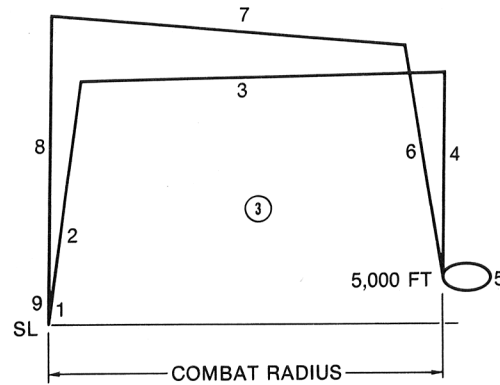
HI-HI-HI MISSION

1. WARM-UP, TAKEOFF AND ACCELERATE: (2½) minutes at maximum continuous thrust plus (15) seconds at short lift wet rating.
2. CLIMB: On course to optimum cruise altitude at maximum thrust.
3. CRUISE OUT: At altitudes and speeds for maximum range. External tanks dropped when empty.
4. COMBAT FUEL ALLOWANCE: (5) minutes at  $M_{max}$  at combat thrust. Drop stores after combat.
5. CRUISE BACK: At altitudes and speeds for maximum range.
6. DESCENT: To sea level. No fuel, time or distance credited.
7. RESERVE: 5% of total initial fuel plus fuel for 10 minutes loiter at sea level at speeds for maximum endurance.



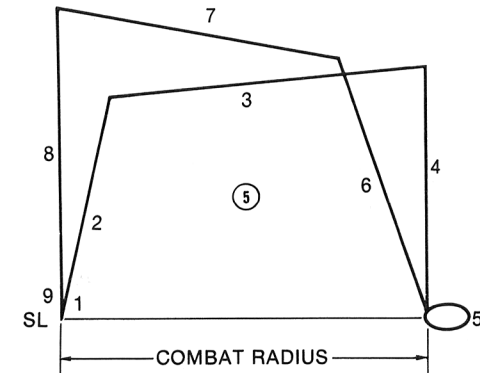
CLOSE-AIR SUPPORT MISSION

1. WARM-UP, TAKEOFF AND ACCELERATE (2½) minutes at maximum continuous thrust plus (15) seconds at short lift wet rating.
2. CLIMB: On course to optimum cruise altitude at maximum thrust.
3. CRUISE OUT: At altitudes and speeds for maximum range. External tanks dropped when empty.
4. DESCENT: To 5,000 feet. No fuel, time or distance credited.
5. LOITER: One hour at 5,000 feet at maximum endurance speed. Drop stores after loiter.
6. CLIMB: On course to optimum cruise altitude at maximum thrust.
7. CRUISE BACK: At altitudes and speeds for maximum range.
8. DESCENT: To sea level. No fuel, time or distance credited.
9. RESERVE: 5% of total initial plus fuel for 10 minutes loiter at sea level at speeds for maximum endurance.



HI-LO-HI MISSION

1. WARM-UP, TAKEOFF AND ACCELERATE: (2½) minutes at maximum continuous thrust plus (15) seconds at short lift wet rating.
2. CLIMB: On course to optimum cruise altitude at maximum thrust.
3. CRUISE OUT: At altitudes and speeds for maximum range. External tanks dropped when empty.
4. DESCENT: To sea level. No fuel, time or distance credited.
5. COMBAT FUEL ALLOWANCE: (5) minutes at  $M_{max}$  at combat thrust at sea level. Drop Stores after combat.
6. CLIMB: On course to optimum cruise altitude at maximum thrust.
7. CRUISE BACK: At altitudes and speeds for maximum range.
8. DESCENT: To sea level. No fuel, time or distance credited.
9. RESERVE: 5% of total initial fuel plus fuel for 10 minutes loiter at sea level at speeds for maximum endurance.



GP82-0547-29-0

NOTES:

DECK LAUNCHED INTERCEPT MISSION

1. WARM-UP, TAKEOFF AND ACCELERATE: (2½) minutes at maximum continuous thrust plus (15) seconds at short lift wet rating.
2. CLIMB: On course to 30,000 feet at maximum thrust.
3. DASH OUT: At 30,000 feet at maximum continuous thrust.
4. COMBAT FUEL ALLOWANCE: (2) minutes at  $M_{max}$  at combat thrust. Retain missiles after combat.
5. CLIMB: On course from 30,000 feet to optimum cruise altitude at maximum thrust.
6. CRUISE BACK: At altitudes and speeds for maximum range.
7. DESCENT: To sea level. No fuel, time or distance credited.
8. RESERVE: 5% of total initial fuel plus fuel for 10 minutes loiter at sea level at speeds for maximum endurance.

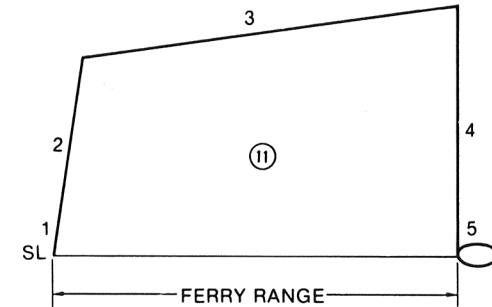
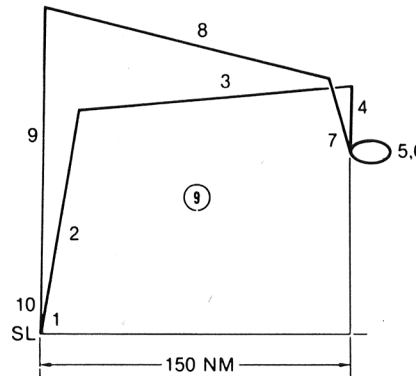
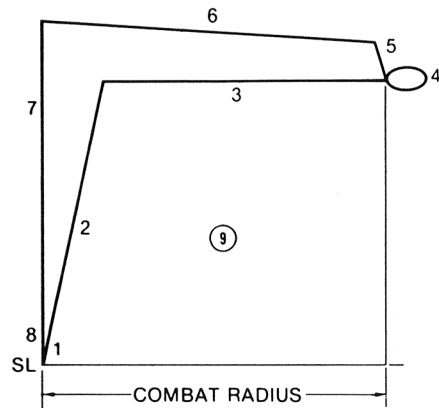
COMBAT AIR PATROL

1. WARM-UP, TAKEOFF AND ACCELERATE: (2½) minutes at maximum continuous thrust plus (15) seconds at short lift wet rating.
2. CLIMB: On course to optimum cruise altitude at maximum thrust.
3. CRUISE OUT: To 150 nautical mile radius at altitudes and speeds for maximum range. External tanks dropped when empty.
4. DESCENT: From optimum cruise altitude to 30,000 feet. No fuel, time for distance credited.
5. LOITER: On station at 30,000 ft and speed for maximum endurance.
6. COMBAT FUEL ALLOWANCE: (2) minutes at  $M_{max}$  at combat thrust at 30,000 feet. Retain missiles after combat.
7. CLIMB: From 30,000 feet to optimum cruise altitude at maximum thrust.
8. CRUISE BACK: 150 nautical miles at altitudes and speeds for maximum range.
9. DESCENT: To sea level. No fuel, time or distance credited.
10. RESERVE: 5% of total initial fuel plus fuel for 10 minutes loiter at sea level at speeds for maximum endurance.

FERRY MISSION

1. WARM-UP, TAKEOFF AND ACCELERATE: (2½) minutes at maximum continuous thrust plus (15) seconds at short lift wet rating.
2. CLIMB: On course to optimum cruise altitude at maximum thrust.
3. CRUISE OUT: At altitudes and speeds for maximum range.
4. DESCENT: To sea level. No fuel, time or distance credited.
5. RESERVE: 5% of total initial fuel plus fuel for 10 minutes loiter at sea level at speeds for maximum endurance.

Note: For the Ferry Mission external tanks are retained unless noted otherwise



GP62-0547-30-0

NOTES:

HI-LO-LO-HI MISSION

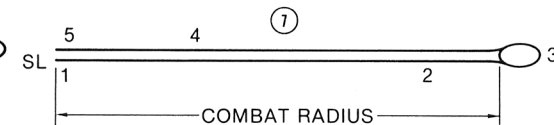
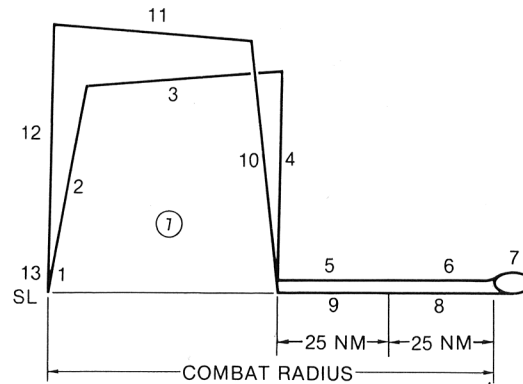
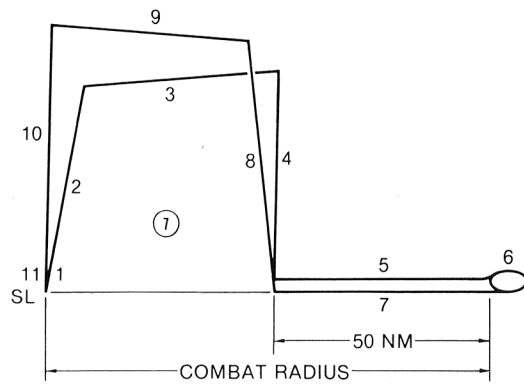
1. WARM-UP, TAKEOFF AND ACCELERATE: (2½) minutes at maximum continuous thrust plus (15) seconds at short lift wet rating.
2. CLIMB: On course to optimum cruise altitude at maximum thrust.
3. CRUISE OUT: At altitudes and speeds for maximum range. External tanks dropped when empty.
4. DESCENT: To sea level. No fuel, time or distance credited.
5. CRUISE: 50 nautical miles at sea level, at speed for maximum range.
6. COMBAT FUEL ALLOWANCE: (5) minutes at  $M_{max}$  at combat thrust at sea level. Drop stores after combat.
7. CRUISE: 50 nautical miles at sea level, at speed for maximum range.
8. CLIMB: On course to optimum cruise altitude at maximum thrust.
9. CRUISE BACK: At altitudes and speeds for maximum range.
10. DESCENT: To sea level. No fuel, time or distance credited.
11. RESERVE: 5% of total initial fuel plus fuel for 10 minutes loiter at sea level at speeds for maximum endurance.

MODIFIED HI-LO-LO-HI MISSION

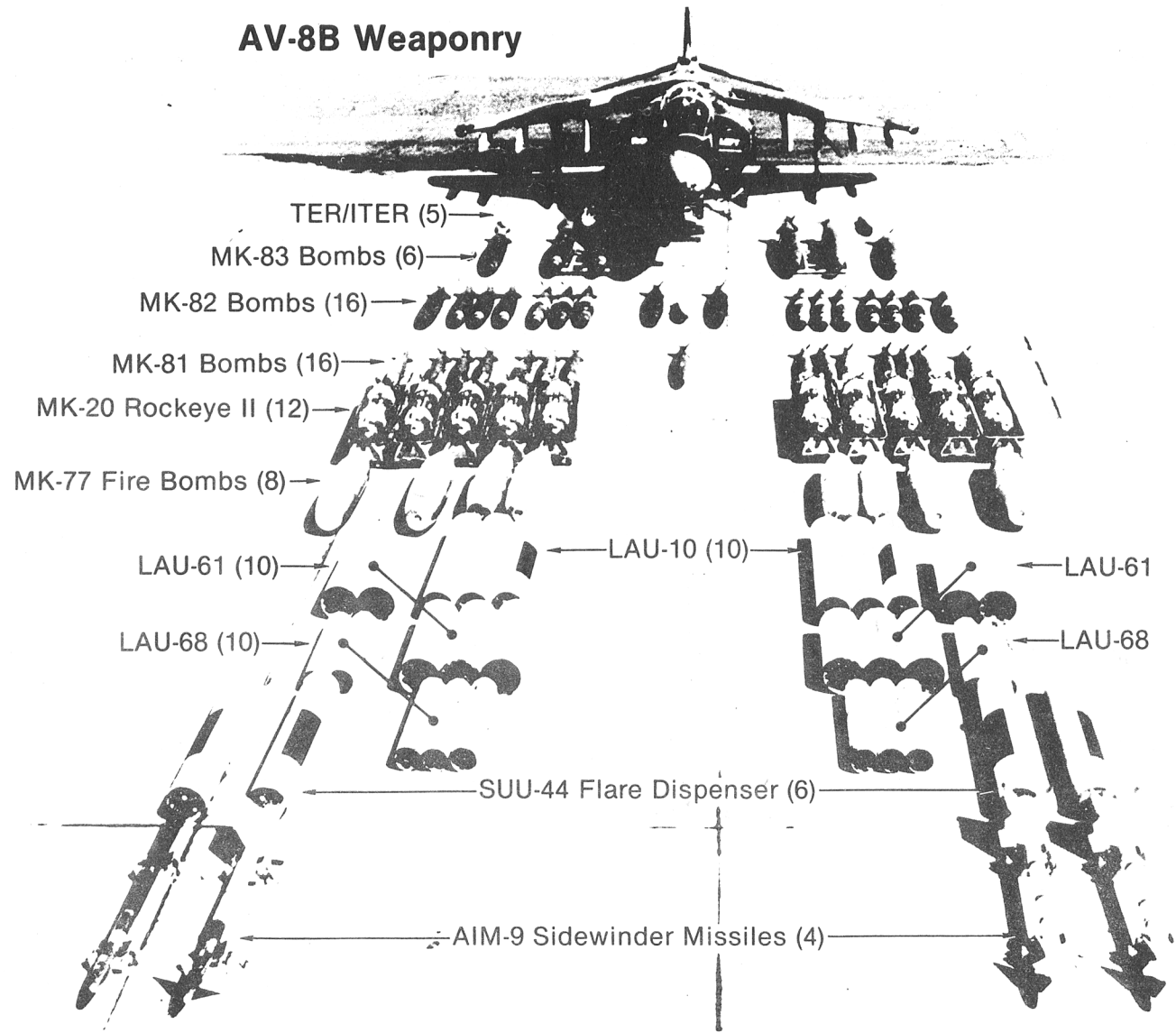
1. WARM-UP, TAKEOFF AND ACCELERATE: (2½) minutes at maximum continuous thrust plus (15) seconds at short lift wet rating.
2. CLIMB: On course to optimum cruise altitude at maximum thrust.
3. CRUISE OUT: At altitudes and speeds for maximum range. External tanks dropped when empty.
4. DESCENT: To sea level. No fuel, time or distance credited.
5. DASH: 450 KCAS at sea level for 25 nautical miles.
6. DASH: Mach 0.75 at sea level for 25 nautical miles.
7. COMBAT FUEL ALLOWANCE: (5) minutes at  $M_{max}$  at combat thrust at sea level. Drop stores after combat.
8. DASH: Mach 0.75 at sea level for 25 nautical miles.
9. DASH: 450 KCAS at sea level for 25 nautical miles.
10. CLIMB: On course to optimum cruise altitude at maximum thrust.
11. CRUISE BACK: At altitudes and speeds for maximum range.
12. DESCENT: To sea level. No fuel, time or distance credited.
13. RESERVE: 5% of total initial fuel plus fuel for 10 minutes loiter at sea level at speeds for maximum endurance.

LO-LO-LO-MISSION

1. WARM-UP, TAKEOFF AND ACCELERATE: (2½) minutes at maximum continuous thrust plus (15) seconds at short lift wet rating.
2. CRUISE OUT: At sea level, at speed for maximum range. External tanks dropped when empty.
3. COMBAT FUEL ALLOWANCE: (5) minutes at  $M_{max}$  at combat thrust at sea level. Drop stores after combat.
4. CRUISE BACK: At sea level at speed for maximum range.
5. RESERVE: 5% of total initial fuel plus fuel for 10 minutes loiter at sea level at speeds for maximum endurance.



### AV-8B Weaponry



GP62-0547-320

NOTES: