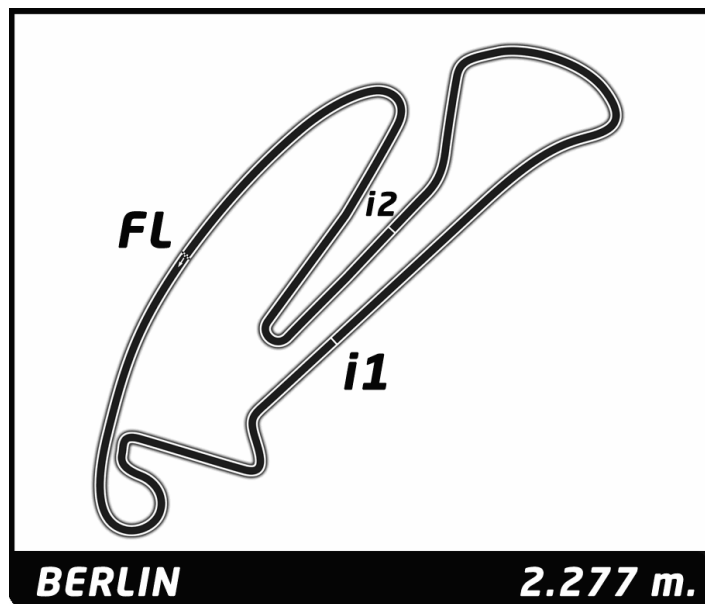
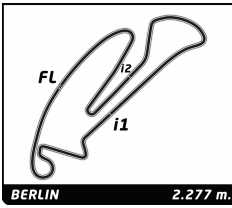


Round 7 - Berlin ePrix

FIA Formula E Championship
Results Booklet





FIA Formula E Championship

Round 7 - Berlin ePrix

Non Qualifying Practice 1

Classification

Official Timekeeper TAG Heuer

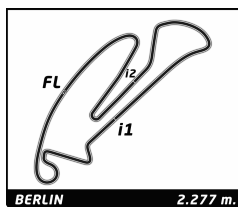
Nr.	Driver	Nat	Team	Car	Time	Lap Total	Gap	Kph
1	9 Sébastien BUEMI	CHE	Renault e.dams	Renault Z.E. 16	1:08.151	15 16	-	- 120.3
2	8 Nicolas PROST	FRA	Renault e.dams	Renault Z.E. 16	1:08.732	19 22	+0.581	+0.581 119.3
3	19 Felix ROSENQVIST	SWE	Mahindra Racing	Mahindra M3Electro	1:09.225	26 30	+1.074	+0.493 118.4
4	37 José María LOPEZ	ARG	DS Virgin Racing	DS Virgin DSV-02	1:09.369	11 22	+1.218	+0.144 118.2
5	2 Sam BIRD	GBR	DS Virgin Racing	DS Virgin DSV-02	1:09.649	24 24	+1.498	+0.280 117.7
6	25 Jean-Eric VERGNE	FRA	TECHEETAH	Renault Z.E. 16	1:09.805	13 25	+1.654	+0.156 117.4
7	20 Mitch EVANS	NZL	Panasonic Jaguar Racing	Jaguar I-Type 1	1:09.869	17 22	+1.718	+0.064 117.3
8	23 Nick HEIDFELD	DEU	Mahindra Racing	Mahindra M3Electro	1:10.082	5 22	+1.931	+0.213 117.0
9	11 Lucas DI GRASSI	BRA	ABT Schaeffler Audi Sport	ABT Schaeffler FE02	1:10.116	25 27	+1.965	+0.034 116.9
10	47 Adam CARROLL	GBR	Panasonic Jaguar Racing	Jaguar I-Type 1	1:10.137	16 22	+1.986	+0.021 116.9
11	3 Nelson PIQUET JR	BRA	NEXTEV NIO	NextEV TCR Formula 002	1:10.201	7 22	+2.050	+0.064 116.8
12	66 Daniel ABT	DEU	ABT Schaeffler Audi Sport	ABT Schaeffler FE02	1:10.204	16 25	+2.053	+0.003 116.8
13	33 Stéphane SARRAZIN	FRA	TECHEETAH	Renault Z.E. 16	1:10.213	22 25	+2.062	+0.009 116.7
14	88 Oliver TURVEY	GBR	NEXTEV NIO	NextEV TCR Formula 002	1:10.291	19 27	+2.140	+0.078 116.6
15	27 Robin FRJUNS	NLD	Andretti Formula E	Andretti ATEC-02	1:10.336	22 25	+2.185	+0.045 116.5
16	7 Jérôme D'AMBROSIO	BEL	Faraday Future Dragon Racing	Penske 701-EV	1:10.347	18 21	+2.196	+0.011 116.5
17	5 Maro ENGEL	DEU	Venturi Formula E Team	Venturi VM200-FE-02	1:10.431	14 27	+2.280	+0.084 116.4
18	6 Loïc DUVAL	FRA	Faraday Future Dragon Racing	Penske 701-EV	1:10.469	12 18	+2.318	+0.038 116.3
19	4 Tom DILLMANN	FRA	Venturi Formula E Team	Venturi VM200-FE-02	1:10.582	7 17	+2.431	+0.113 116.1
20	28 Antonio Felix DA COSTA	PRT	Andretti Formula E	Andretti ATEC-02	1:10.695	24 25	+2.544	+0.113 116.0

Fastest Lap	Lap 15	Sébastien BUEMI	1:08.151	120.3 Kph
--------------------	--------	-----------------	-----------------	-----------

Published at:

Track Status: **DRY**

Race Director:	Timekeeper:
-----------------------	--------------------



FIA Formula E Championship

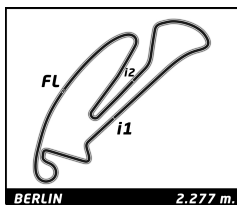
Round 7 - Berlin ePrix

Non Qualifying Practice 1

Best Sector Times

Official Timekeeper

SECTOR 1			SECTOR 2		SECTOR 3		Pos	Driver	Ideal Lap	Best Lap	
Pos	Driver	Time	Driver	Time	Driver	Time					
1	9 S.BUEMI	25.451	9 S.BUEMI	19.487	9 S.BUEMI	23.213	1	9 S.BUEMI	1:08.151	1:08.151	(1)
2	8 N.PROST	25.548	47 A.CARROLL	19.761	8 N.PROST	23.360	2	8 N.PROST	1:08.732	1:08.732	(2)
3	19 F.ROSENQVIST	25.777	19 F.ROSENQVIST	19.810	37 J.LOPEZ	23.610	3	19 F.ROSENQVIST	1:09.212	1:09.225	(3)
4	37 J.LOPEZ	25.833	8 N.PROST	19.824	19 F.ROSENQVIST	23.625	4	37 J.LOPEZ	1:09.319	1:09.369	(4)
5	23 N.HEIDFELD	25.915	2 S.BIRD	19.828	2 S.BIRD	23.681	5	2 S.BIRD	1:09.492	1:09.649	(5)
6	2 S.BIRD	25.983	37 J.LOPEZ	19.876	23 N.HEIDFELD	23.743	6	23 N.HEIDFELD	1:09.664	1:10.082	(8)
7	3 N.PIQUET JR	26.023	25 J.VERGNE	19.900	33 S.SARRAZIN	23.770	7	25 J.VERGNE	1:09.773	1:09.805	(6)
8	20 M.EVANS	26.047	11 L.DI GRASSI	19.964	66 D.ABT	23.778	8	47 A.CARROLL	1:09.827	1:10.137	(10)
9	25 J.VERGNE	26.051	6 L.DUVAL	20.004	20 M.EVANS	23.798	9	20 M.EVANS	1:09.854	1:09.869	(7)
10	66 D.ABT	26.063	23 N.HEIDFELD	20.006	11 L.DI GRASSI	23.804	10	66 D.ABT	1:09.882	1:10.204	(12)
11	47 A.CARROLL	26.090	20 M.EVANS	20.009	3 N.PIQUET JR	23.817	11	3 N.PIQUET JR	1:09.937	1:10.201	(11)
12	88 O.TURVEY	26.125	7 J.D'AMBROSIO	20.016	25 J.VERGNE	23.822	12	11 L.DI GRASSI	1:09.975	1:10.116	(9)
13	33 S.SARRAZIN	26.160	66 D.ABT	20.041	7 J.D'AMBROSIO	23.858	13	33 S.SARRAZIN	1:10.072	1:10.213	(13)
14	11 L.DI GRASSI	26.207	27 R.FRIJNS	20.049	88 O.TURVEY	23.868	14	88 O.TURVEY	1:10.128	1:10.291	(14)
15	28 A.DA COSTA	26.217	3 N.PIQUET JR	20.097	27 R.FRIJNS	23.926	15	27 R.FRIJNS	1:10.206	1:10.336	(15)
16	4 T.DILLMANN	26.230	5 M.ENGEL	20.127	5 M.ENGEL	23.957	16	7 J.D'AMBROSIO	1:10.207	1:10.347	(16)
17	27 R.FRIJNS	26.231	88 O.TURVEY	20.135	6 L.DUVAL	23.971	17	6 L.DUVAL	1:10.272	1:10.469	(18)
18	6 L.DUVAL	26.297	33 S.SARRAZIN	20.142	47 A.CARROLL	23.976	18	5 M.ENGEL	1:10.431	1:10.431	(17)
19	7 J.D'AMBROSIO	26.333	28 A.DA COSTA	20.159	4 T.DILLMANN	24.063	19	4 T.DILLMANN	1:10.473	1:10.582	(19)
20	5 M.ENGEL	26.347	4 T.DILLMANN	20.180	28 A.DA COSTA	24.112	20	28 A.DA COSTA	1:10.488	1:10.695	(20)



FIA Formula E Championship

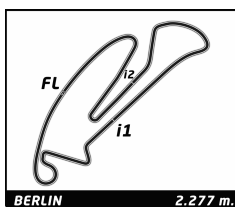
Round 7 - Berlin ePrix

Non Qualifying Practice 1

Fastest Lap Sequence

Official Timekeeper 

Practice Time	Driver	Team	Car	Time	Kph	Lap
2:40.070	11 Lucas DI GRASSI	ABT Schaeffler Audi Sport	ABT Schaeffler FE02	1:13.219	112.0	2
2:47.478	37 José Maria LOPEZ	DS Virgin Racing	DS Virgin DSV-02	1:13.038	112.2	2
2:54.157	20 Mitch EVANS	Panasonic Jaguar Racing	Jaguar I-Type 1	1:11.486	114.7	2
3:14.745	19 Felix ROSENQVIST	Mahindra Racing	Mahindra M3Electro	1:10.609	116.1	2
3:59.837	9 Sébastien BUEMI	Renault e.dams	Renault Z.E. 16	1:10.547	116.2	3
5:13.750	8 Nicolas PROST	Renault e.dams	Renault Z.E. 16	1:10.171	116.8	4
9:28.186	23 Nick HEIDFELD	Mahindra Racing	Mahindra M3Electro	1:10.082	117.0	5
24:55.566	37 José Maria LOPEZ	DS Virgin Racing	DS Virgin DSV-02	1:09.369	118.2	11
31:23.405	19 Felix ROSENQVIST	Mahindra Racing	Mahindra M3Electro	1:09.340	118.2	20
39:15.612	8 Nicolas PROST	Renault e.dams	Renault Z.E. 16	1:08.732	119.3	19
44:16.489	9 Sébastien BUEMI	Renault e.dams	Renault Z.E. 16	1:08.151	120.3	15



FIA Formula E Championship

Round 7 - Berlin ePrix

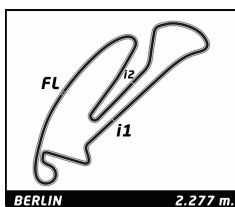
Non Qualifying Practice 1

Analysis

Official Timekeeper

■ Personal Best ■ Session Best ■ Crossing the finish line in pit lane

Lap	C	Time	Sector 1	Sector 2	Sector 3	Kph	Elapsed	Lap	Time	Sector 1	Sector 2	Sector 3	Kph	Elapsed		
2		Sam BIRD														GBR
		DS Virgin Racing														DS Virgin DSV-02
1	A	1:28.253	40.268	21.481	26.504	92.9	1:28.253	3	A	1:11.149	26.486	20.349	24.314	115.2	26:13.552	
2	A	1:16.564	28.517	22.060	25.987	107.1	2:44.817	4	A	1:11.054	26.309	20.443	24.302	115.4	27:24.606	
3	A	1:11.654	26.985	20.383	24.286	114.4	3:56.471	5	A	1:11.193	26.400	20.284	24.509	115.1	28:35.799	
4	A	1:11.652	26.771	20.420	24.461	114.4	5:08.123	6	A	1:11.036	26.333	20.640	24.063	115.4	29:46.835	
5	A	1:11.400	26.803	20.429	24.168	114.8	6:19.523	7	A	1:10.582	26.230	20.180	24.172	116.1	30:57.417	
6	A	1:49.133	47.574	36.971	24.588	75.1	8:08.656	8	A	1:20.593	31.514	23.829	25.250	101.7	32:18.010	
7	A	6:27.418 B	26.302	20.557	5:40.559	21.2	14:36.074	9	A	1:13.820	27.589	21.473	24.758	111.0	33:31.830	
8	A	1:16.212	29.919	21.608	24.685	107.6	15:52.286	10	A	1:13.726	27.609	21.156	24.961	111.2	34:45.556	
9	A	1:09.808	25.989	20.040	23.779	117.4	17:02.094	11	A	1:13.536	27.043	21.124	25.369	111.5	35:59.092	
10	A	5:24.501 B	43.638	53.308	3:47.555	25.3	22:26.595	12	A	1:13.163	27.277	21.039	24.847	112.0	37:12.255	
11	A	1:15.203	29.566	21.521	24.116	109.0	23:41.798	13	A	1:17.655	27.125	24.782	25.748	105.6	38:29.910	
12	A	1:10.522	26.513	20.147	23.862	116.2	24:52.320	14	A	1:12.336	26.776	20.238	25.322	113.3	39:42.246	
13	A	1:10.039	26.042	20.189	23.808	117.0	26:02.359	15	A	1:11.309	26.682	20.374	24.253	115.0	40:53.555	
14	A	1:34.379	26.265	32.689	35.425	86.9	27:36.738	16	A	1:10.627	26.259	20.198	24.170	116.1	42:04.182	
15	A	1:09.664	26.120	19.828	23.716	117.7	28:46.402	17	A	1:11.427	26.263	20.190	24.974	114.8	43:15.609	
16	B	6:19.893 B	28.012	22.285	5:29.596	21.6	35:06.295									
17	B	1:17.848	30.830	21.681	25.337	105.3	36:24.143									
18	B	1:13.701	27.334	21.269	25.098	111.2	37:37.844									
19	B	1:09.712	25.983	19.914	23.815	117.6	38:47.556									
20	B	1:32.816	29.705	30.809	32.302	88.3	40:20.372									
21	B	1:14.376	27.459	22.191	24.726	110.2	41:34.748									
22	B	1:09.659	25.993	19.879	23.787	117.7	42:44.407									
23	B	1:21.389	29.562	26.474	25.353	100.7	44:05.796									
24	B	1:09.649	26.050	19.918	23.681	117.7	45:15.445									
3		Nelson PIQUET JR														BRA
		NEXTEV NIO														NextEv TCR Formula 002
1	A	2:17.071	1:27.196	23.628	26.247	59.8	2:17.071									
2	A	1:10.687	26.266	20.211	24.210	116.0	3:27.758									
3	A	1:14.226	29.198	21.135	23.893	110.4	4:41.984									
4	A	1:10.253	26.051	20.385	23.817	116.7	5:52.237									
5	A	1:57.955	32.190	53.583	32.182	69.5	7:50.192									
6	A	1:10.951	26.205	20.511	24.235	115.5	9:01.143									
7	A	1:10.201	26.190	20.097	23.914	116.8	10:11.344									
8	A	1:23.475	34.445	24.809	24.221	98.2	11:34.819									
9	A	1:17.880	29.672	22.249	25.959	105.3	12:52.699									
10	B	13:59.217 B	31.881	39.176	...	9.8	26:51.916									
11	B	5:22.161 B	39.605	28.353	4:14.203	25.4	32:14.077									
12	B	1:28.584	36.198	27.434	24.952	92.5	33:42.661									
13	B	1:10.228	26.023	20.378	23.827	116.7	34:52.889									
14	B	1:19.713	30.859	23.346	25.508	102.8	36:12.602									
15	B	1:13.612	27.253	21.147	25.212	111.4	37:26.214									
16	B	1:13.709	27.314	20.981	25.414	111.2	38:39.923									
17	B	1:15.153	27.306	22.423	25.424	109.1	39:55.076									
18	B	1:12.544	27.280	20.603	24.661	113.0	41:07.620									
19	B	1:12.616	27.002	20.647	24.967	112.9	42:20.236									
20	B	1:12.619	27.192	20.580	24.847	112.9	43:32.855									
21	B	1:11.962	26.798	20.778	24.386	113.9	44:44.817									
22	B	1:12.242	26.870	20.788	24.584	113.5	45:57.059									
4		Tom DILLMANN														FRA
		Venturi Formula E Team														Venturi VM200-FE-02
1	A	23:51.788	...	20.675	25.872	5.7	23:51.788									
2	A	1:10.615	26.287	20.206	24.122	116.1	25:02.403									
5		Maro ENGEL														DEU
		Venturi Formula E Team														Venturi VM200-FE-02
1	A	1:36.550	44.139	25.645	26.766	84.9	1:36.550									
2	A	1:13.459	27.282	20.788	25.389	111.6	2:50.009									
3	A	1:11.138	26.592	20.314	24.232	115.2	4:01.147									
4	A	1:21.652	27.575	24.034	30.043	100.4	5:22.799									
5	A	1:28.569	26.585	20.253	41.731	92.6	6:51.368									
6	A	1:31.314	46.139	20.250	24.925	89.8	8:22.682									
7	A	1:11.977	26.583	20.839	24.555	113.9	9:34.659									
8	B	4:14.473 B	26.444	20.234	3:27.795	32.2	13:49.132									
9	B	1:17.887	31.494	21.310	25.083	105.2	15:07.019									
10	B	1:17.920	29.126	24.019	24.775	105.2	16:24.939									
11	B	6:55.941 B	29.749	30.734	5:55.458	19.7	23:20.880									
12	B	1:15.934	29.924	20.664	25.346	108.0	24:36.814									
13	B	1:10.797	26.576	20.211	24.010	115.8	25:47.611									
14	B	1:10.431	26.347	20.127	23.957	116.4	26:58.042									
15	B	1:13.040	26.650	20.708	25.682	112.2	28:11.082									
16	B	1:10.732	26.514	20.174	24.044	115.9	29:21.814									
17	B	1:14.644	26.482	20.464	27.698	109.8	30:36.458									
18	B	1:10.870	26.520	20.220	24.130	115.7	31:47.328									
19	B	1:11.869	26.472	20.395	25.002	114.1	32:59.197									
20	B	1:13.103	27.593	20.873	24.637	112.1	34:12.300									
21	B	1:12.896	27.297	20.830	24.769	112.5	35:25.196									
22	A	3:48.123 B	27.283	20.845	2:59.995	35.9	39:13.319									
23	A	1:16.218	30.706	20.683	24.829	107.5	40:29.537									
24	A	1:12.279	27.096	20.656	24.527	113.4	41:41.816									
25	A	1:12.010	27.027	20.539	24.444	113.8	42:53.826									
26	A	1:12.506	27.018	20.645	24.843	113.1	44:06.332									
27	A	1:12.627	27.087	20.833	24.707	112.9	45:18.959									
6		Loïc DUVAL														FRA
		Faraday Future Dragon Racing														Penske 701-EV
1	A	2:23.197	1:17.298	30.282	35.617	57.2	2:23.197									
2	A	1:14.690	26.960	20.552	27.178	109.7	3:37.887									
3	A	1:11.307	26.941	20.173	24.193	115.0	4:49.194									
4	A	1:11.086	26.745	20.067	24.274	115.3	6:00.280									
5	A	2:00.681	35.170	55.090	30.421	67.9	8:00.961									
6	A	1:10.684	26.437	20.276	23.971	116.0	9:11.645									
7	B	13:29.346 B	26.615	23.006	...	10.1	22:40.991									
8	B	1:22.744	33.747	23.487	25.510	99.1	24:03.735									
9	B	1:12.435	26.969	20.633	24.833	113.2	25:16.170									



FIA Formula E Championship

Round 7 - Berlin ePrix

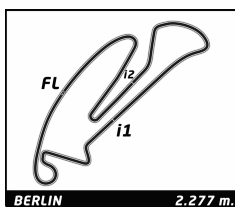
Non Qualifying Practice 1

Analysis

Official Timekeeper TAG Heuer

■ Personal Best ■ Session Best ■ Crossing the finish line in pit lane

Lap	C	Time	Sector 1	Sector 2	Sector 3	Kph	Elapsed	Lap	Time	Sector 1	Sector 2	Sector 3	Kph	Elapsed		
10	B	1:11.815	26.634	20.481	24.700	114.1	26:27.985	22	A	1:09.763	25.922	20.115	23.726	117.5	45:44.334	
11	B	1:26.337	27.836	25.346	33.155	94.9	27:54.322	9 Sébastien BUEMI CHE								
12	B	1:10.469	26.297	20.118	24.054	116.3	29:04.791	Renault e.dams Renault Z.E. 16								
13	B	1:16.768	26.560	20.205	30.003	106.8	30:21.559	1	B	1:25.846	37.458	22.038	26.350	95.5	1:25.846	
14	B	1:13.131	26.368	20.271	26.492	112.1	31:34.690	2	B	1:23.444	28.754	26.334	28.356	98.2	2:49.290	
15	A	9:43.138	B	26.628	20.279	8:56.231	14.1	41:17.828	3	B	1:10.547	26.393	20.087	24.067	116.2	3:59.837
16	A	1:18.054	30.510	21.314	26.230	105.0	42:35.882	4	A	4:35.878	B	29.630	22.257	3:43.991	29.7	8:35.715
17	A	1:10.650	26.341	20.004	24.305	116.0	43:46.532	5	B	14:07.318	B	47.853	26.829	...	9.7	22:43.033
18	A	1:18.563	26.474	21.738	30.351	104.3	45:05.095	6	B	1:19.401	33.602	21.298	24.501	103.2	24:02.434	
7 Jérôme D'AMBROSIO BEL								7	B	1:11.821	26.801	20.662	24.358	114.1	25:14.255	
Faraday Future Dragon Racing Penske 701-EV								8	B	1:11.911	26.851	20.742	24.318	114.0	26:26.166	
1	A	1:29.583	42.314	22.115	25.154	91.5	1:29.583	9	B	5:53.815	B	26.722	20.906	5:06.187	23.2	32:19.981
2	A	1:14.535	27.447	21.283	25.805	110.0	2:44.118	10	B	1:28.926	35.167	26.622	27.137	92.2	33:48.907	
3	A	1:11.373	26.710	20.260	24.403	114.9	3:55.491	11	B	1:09.891	25.942	20.036	23.913	117.3	34:58.798	
4	A	5:41.346	B	26.653	20.546	4:54.147	24.0	9:36.837	12	B	1:35.603	35.287	33.731	26.585	85.7	36:34.401
5	A	1:21.171	31.967	21.466	27.738	101.0	10:58.008	13	A	5:01.652	B	25.918	20.246	4:15.488	27.2	41:36.053
6	A	1:10.964	26.438	20.117	24.409	115.5	12:08.972	14	A	1:32.285	42.681	24.242	25.362	88.8	43:08.338	
7	B	10:21.651	B	29.060	24.825	9:27.766	13.2	22:30.623	15	A	1:08.151	25.451	19.487	23.213	120.3	44:16.489
8	B	1:17.566	30.145	21.660	25.761	105.7	23:48.189	16	A	1:23.576	30.200	25.319	28.057	98.1	45:40.065	
9	B	1:12.484	26.838	20.906	24.740	113.1	25:00.673	11 Lucas DI GRASSI BRA								
10	B	1:11.600	26.956	20.062	24.582	114.5	26:12.273	ABT Schaeffler Audi Sport ABT Schaeffler FE02								
11	B	1:14.737	26.816	20.876	27.045	109.7	27:27.010	1	B	1:26.851	38.925	21.784	26.142	94.4	1:26.851	
12	B	1:10.821	26.645	20.040	24.136	115.7	28:37.831	2	B	1:13.219	28.043	20.845	24.331	112.0	2:40.070	
13	B	1:14.262	27.494	21.813	24.955	110.4	29:52.093	3	B	1:11.425	26.563	20.770	24.092	114.8	3:51.495	
14	A	7:35.966	B	28.230	20.357	6:47.379	18.0	37:28.059	4	B	1:10.793	26.450	20.306	24.037	115.8	5:02.288
15	A	1:15.549	30.588	20.328	24.633	108.5	38:43.608	5	B	1:10.913	26.522	20.353	24.038	115.6	6:13.201	
16	A	1:18.930	26.377	21.454	31.099	103.9	40:02.538	6	A	4:20.976	B	38.812	44.953	2:57.211	31.4	10:34.177
17	A	1:10.364	26.410	20.096	23.858	116.5	41:12.902	7	A	1:15.751	30.195	20.462	25.094	108.2	11:49.928	
18	A	1:10.347	26.372	20.016	23.959	116.5	42:23.249	8	A	1:12.857	28.220	20.479	24.158	112.5	13:02.785	
19	A	1:14.580	29.450	20.642	24.488	109.9	43:37.829	9	A	1:10.806	26.493	20.509	23.804	115.8	14:13.591	
20	A	1:12.905	26.333	21.367	25.205	112.4	44:50.734	10	A	1:15.514	26.546	22.806	26.162	108.6	15:29.105	
21	A	1:10.884	26.549	20.233	24.102	115.6	46:01.618	11	A	1:15.608	26.671	20.536	28.401	108.4	16:44.713	
8 Nicolas PROST FRA								12	A	6:02.823	B	34.555	54.076	4:34.192	22.6	22:47.536
Renault e.dams Renault Z.E. 16								13	A	1:17.067	31.322	20.740	25.005	106.4	24:04.603	
1	A	1:26.536	38.213	22.225	26.098	94.7	1:26.536	14	A	1:13.805	27.756	20.924	25.125	111.1	25:18.408	
2	A	1:26.476	31.100	24.559	30.817	94.8	2:53.012	15	A	1:12.888	27.716	20.632	24.540	112.5	26:31.296	
3	A	1:10.567	26.165	20.491	23.911	116.2	4:03.579	16	A	1:11.703	26.584	20.468	24.651	114.3	27:42.999	
4	A	1:10.171	26.111	20.170	23.890	116.8	5:13.750	17	A	1:18.569	31.283	22.312	24.974	104.3	29:01.568	
5	B	5:22.948	B	26.201	20.513	4:36.234	25.4	10:36.698	18	A	1:21.376	30.036	24.631	26.709	100.7	30:22.944
6	B	1:16.146	30.711	20.658	24.777	107.7	11:52.844	19	A	1:10.158	26.360	19.964	23.834	116.8	31:33.102	
7	B	1:12.416	27.015	20.770	24.631	113.2	13:05.260	20	A	1:10.729	26.429	20.182	24.118	115.9	32:43.831	
8	B	1:11.348	26.583	20.627	24.138	114.9	14:16.608	21	A	1:10.496	26.321	20.296	23.879	116.3	33:54.327	
9	B	1:11.415	26.291	20.818	24.306	114.8	15:28.023	22	B	5:01.860	B	26.678	20.383	4:14.799	27.2	38:56.187
10	B	1:12.006	26.497	20.925	24.584	113.8	16:40.029	23	B	1:20.099	32.618	22.130	25.351	102.3	40:16.286	
11	B	8:08.396	B	29.803	53.683	6:44.910	16.8	24:48.425	24	B	1:13.628	26.502	20.558	26.568	111.3	41:29.914
12	B	1:22.575	33.996	23.057	25.522	99.3	26:11.000	25	B	1:10.116	26.221	20.002	23.893	116.9	42:40.030	
13	B	1:12.333	26.649	21.344	24.340	113.3	27:23.333	26	B	1:19.571	29.830	23.786	25.955	103.0	43:59.601	
14	B	1:09.722	25.826	20.142	23.754	117.6	28:33.055	27	B	1:10.884	26.207	20.682	23.995	115.6	45:10.485	
15	B	1:10.176	25.860	20.296	24.020	116.8	29:43.231	19 Felix ROSENQVIST SWE								
16	A	5:53.257	B	26.481	20.586	5:06.190	23.2	35:36.488	Mahindra Racing Mahindra M3Electro							
17	A	1:18.658	32.041	21.414	25.203	104.2	36:55.146	1	A	2:04.136	1:14.403	22.632	27.101	66.0	2:04.136	
18	A	1:11.734	26.928	20.258	24.548	114.3	38:06.880	2	A	1:10.609	26.314	20.151	24.144	116.1	3:14.745	
19	A	1:08.732	25.548	19.824	23.360	119.3	39:15.612	3	A	1:10.565	26.588	20.075	23.902	116.2	4:25.310	
20	A	3:54.473	B	27.967	22.699	3:03.807	35.0	43:10.085								
21	A	1:24.486	37.457	20.619	26.410	97.0	44:34.571									



FIA Formula E Championship

Round 7 - Berlin ePrix

Non Qualifying Practice 1

Analysis

Official Timekeeper

■ Personal Best ■ Session Best ■ B Crossing the finish line in pit lane

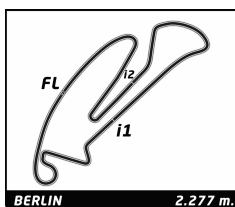
Lap	C	Time	Sector 1	Sector 2	Sector 3	Kph	Elapsed	Lap	Time	Sector 1	Sector 2	Sector 3	Kph	Elapsed	
4	A	1:15.560	30.020	20.996	24.544	108.5	5:40.870	3	A	1:10.345	26.181	20.130	24.034	116.5	5:47.240
5	A	1:50.341	26.828	30.923	52.590	74.3	7:31.211	4	A	2:30.864	30.767	1:13.752	46.345	54.3	8:18.104
6	A	1:15.614	28.571	20.647	26.396	108.4	8:46.825	5	A	1:10.082	26.151	20.006	23.925	117.0	9:28.186
7	A	1:11.843	26.923	20.471	24.449	114.1	9:58.668	6	A	5:27.210 B	28.643	20.760	4:37.807	25.1	14:55.396
8	A	1:12.685	27.213	20.832	24.640	112.8	11:11.353	7	A	1:16.828	30.470	21.245	25.113	106.7	16:12.224
9	A	1:11.895	27.080	20.479	24.336	114.0	12:23.248	8	A	6:23.541 B	26.748	20.880	5:35.913	21.4	22:35.765
10	A	1:11.973	26.943	20.587	24.443	113.9	13:35.221	9	A	1:49.849	1:03.490	21.412	24.947	74.6	24:25.614
11	A	1:12.053	27.096	20.459	24.498	113.8	14:47.274	10	A	1:10.925	26.220	20.378	24.327	115.6	25:36.539
12	A	1:10.628	26.361	20.248	24.019	116.1	15:57.902	11	A	1:11.982	26.477	21.124	24.381	113.9	26:48.521
13	A	1:10.979	26.438	20.184	24.357	115.5	17:08.881	12	A	1:11.338	26.502	20.405	24.431	114.9	27:59.859
14	B	6:12.824 B	47.934	53.841	4:31.049	22.0	23:21.705	13	A	1:12.009	26.778	20.708	24.523	113.8	29:11.868
15	B	1:24.263	32.815	22.607	28.841	97.3	24:45.968	14	A	1:11.651	26.531	20.519	24.601	114.4	30:23.519
16	B	1:09.778	26.146	20.000	23.632	117.5	25:55.746	15	A	1:11.736	26.819	20.510	24.407	114.3	31:35.255
17	B	1:09.919	26.287	19.947	23.685	117.2	27:05.665	16	A	1:30.740	31.878	25.418	33.444	90.3	33:05.995
18	B	1:39.073	32.404	26.664	40.005	82.7	28:44.738	17	A	1:13.882	25.996	20.056	27.830	110.9	34:19.877
19	B	1:29.327	25.890	22.132	41.305	91.8	30:14.065	18	B	5:59.478 B	31.562	33.807	4:54.109	22.8	40:19.355
20	B	1:09.340	25.892	19.810	23.638	118.2	31:23.405	19	B	1:21.068	33.421	22.054	25.593	101.1	41:40.423
21	B	1:31.356	30.961	29.982	30.413	89.7	32:54.761	20	B	1:50.875	26.545	21.319	1:03.011	73.9	43:31.298
22	B	1:09.731	25.876	20.067	23.788	117.6	34:04.492	21	B	1:24.638	26.135	22.568	35.935	96.9	44:55.936
23	B	1:34.005	31.601	32.134	30.270	87.2	35:38.497	22	B	1:10.604	25.915	20.946	23.743	116.1	46:06.540
24	B	1:09.413	25.862	19.881	23.670	118.1	36:47.910								
25	B	1:39.069	31.107	35.760	32.202	82.7	38:26.979								
26	B	1:09.225	25.777	19.823	23.625	118.4	39:36.204								
27	B	1:29.758	32.924	25.184	31.650	91.3	41:05.962								
28	B	1:09.351	25.854	19.810	23.687	118.2	42:15.313								
29	B	1:36.255	32.448	32.152	31.655	85.2	43:51.568								
30	B	1:09.468	25.830	19.825	23.813	118.0	45:01.036								

20 Mitch EVANS		NZL												
Panasonic Jaguar Racing		Jaguar I-Type 1												
1	A	1:42.671	56.050	21.321	25.300	79.8	1:42.671							
2	A	1:11.486	26.776	20.420	24.290	114.7	2:54.157							
3	A	1:11.097	26.539	20.161	24.397	115.3	4:05.254							
4	A	1:11.097	26.432	20.533	24.132	115.3	5:16.351							
5	A	1:41.346	30.706	24.851	45.789	80.9	6:57.697							
6	A	1:30.274	43.722	20.336	26.216	90.8	8:27.971							
7	A	1:10.828	26.383	20.130	24.315	115.7	9:38.799							
8	A	1:13.142	27.199	20.659	25.284	112.1	10:51.941							
9	A	1:12.515	27.009	20.636	24.870	113.0	12:04.456							
10	A	1:12.694	27.296	20.571	24.827	112.8	13:17.150							
11	A	1:11.972	26.732	20.659	24.581	113.9	14:29.122							
12	B	15:04.212 B	26.443	42.405	...	9.1	29:33.334							
13	B	1:26.556	32.371	25.891	28.294	94.7	30:59.890							
14	B	1:10.265	26.115	20.352	23.798	116.7	32:10.155							
15	B	1:10.257	26.211	20.041	24.005	116.7	33:20.412							
16	B	1:21.714	29.999	24.574	27.141	100.3	34:42.126							
17	B	1:09.869	26.047	20.009	23.813	117.3	35:51.995							
18	B	1:14.640	26.477	21.042	27.121	109.8	37:06.635							
19	B	1:10.128	26.180	20.131	23.817	116.9	38:16.763							
20	B	4:31.684 B	27.143	20.702	3:43.839	30.2	42:48.447							
21	B	1:25.222	36.111	23.513	25.598	96.2	44:13.669							
22	B	1:10.192	26.187	20.057	23.948	116.8	45:23.861							

23 Nick HEIDFELD		DEU												
Mahindra Racing		Mahindra M3Electro												
1	A	3:25.349	2:37.633	22.472	25.244	39.9	3:25.349							
2	A	1:11.546	26.888	20.608	24.050	114.6	4:36.895							

25 Jean-Eric VERGNE		FRA												
TECHEETAH		Renault Z.E. 16												
1	A	1:52.601	1:05.155	21.363	26.083	72.8	1:52.601							
2	A	1:13.070	27.120	21.206	24.744	112.2	3:05.671							
3	A	1:12.341	26.977	20.615	24.749	113.3	4:18.012							
4	A	1:13.106	27.335	20.730	25.041	112.1	5:31.118							
5	A	1:49.443	26.977	29.419	53.047	74.9	7:20.561							
6	A	1:24.037	36.864	21.300	25.873	97.5	8:44.598							
7	A	1:12.246	26.865	20.775	24.606	113.5	9:56.844							
8	B	5:21.138 B	29.232	25.657	4:26.249	25.5	15:17.982							
9	B	1:30.447	32.027	25.167	33.253	90.6	16:48.429							
10	B	6:20.063 B	38.023	53.728	4:48.312	21.6	23:08.492							
11	B	1:26.731	33.896	26.909	25.926	94.5	24:35.223							
12	B	1:09.879	26.097	19.960	23.822	117.3	25:45.102							
13	B	1:09.805	26.051	19.900	23.854	117.4	26:54.907							
14	B	1:23.131	29.972	25.444	27.715	98.6	28:18.038							
15	B	1:14.619	27.256	21.796	25.567	109.9	29:32.657							
16	B	1:11.882	26.122	19.961	25.799	114.0	30:44.539							
17	B	1:10.470	26.435	19.960	24.075	116.3	31:55.009							
18	A	4:42.264 B	26.278	20.475	3:55.511	29.0	36:37.273							
19	A	1:24.262	33.139	24.352	26.771	97.3	38:01.535							
20	A	1:12.641	26.077	21.537	25.027	112.8	39:14.176							
21	A	1:10.095	26.051	20.011	24.033	116.9	40:24.271							
22	A	1:19.418	30.813	20.916	27.689	103.2	41:43.689							
23	A	1:11.905	26.312	20.677	24.916	114.0	42:55.594							
24	A	1:12.483	27.351	20.510	24.622	113.1	44:08.077							
25	A	1:12.458	26.809	20.584	25.065	113.1	45:20.535							

27 Robin FRIJNS		NLD												
Andretti Formula E		Andretti ATEC-02												
1	B	1:55.965	1:04.594	22.784	28.587	70.7	1:55.965							
2	B	1:14.101	26.557	20.236	27.308	110.6	3:10.066							
3	B	1:10.754	26.346	20.153	24.255	115.9	4:20.820							
4	B	1:15.808	26.837	21.099	27.872	108.1	5:36.628							
5	B	1:51.600	26.356	28.894	56.350	73.5	7:28.228							
6	B	1:23.983	32.359	25.906	25.718	97.6	8:52.211							



FIA Formula E Championship

Round 7 - Berlin ePrix

Non Qualifying Practice 1

Analysis

Official Timekeeper

■ Personal Best ■ Session Best ■ B Crossing the finish line in pit lane

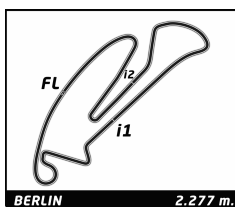
Lap	C	Time	Sector 1	Sector 2	Sector 3	Kph	Elapsed	Lap	Time	Sector 1	Sector 2	Sector 3	Kph	Elapsed	
7	B	1:10.636	26.644	20.066	23.926	116.0	10:02.847	8	B	1:12.155	26.762	20.976	24.417	113.6	10:43.466
8	B	6:45.352 B	26.389	20.104	5:58.859	20.2	16:48.199	9	B	1:12.605	26.934	20.952	24.719	112.9	11:56.071
9	B	5:48.787 B	42.291	53.511	4:12.985	23.5	22:36.986	10	B	1:12.483	27.005	20.810	24.668	113.1	13:08.554
10	B	1:18.203	32.231	20.814	25.158	104.8	23:55.189	11	B	1:12.564	27.016	20.930	24.618	113.0	14:21.118
11	B	1:11.787	26.639	20.633	24.515	114.2	25:06.976	12	A	8:34.572 B	26.799	20.941	7:46.832	15.9	22:55.690
12	B	1:12.446	27.253	20.675	24.518	113.1	26:19.422	13	A	1:18.461	30.763	22.928	24.770	104.5	24:14.151
13	B	1:11.642	26.606	20.434	24.602	114.4	27:31.064	14	A	1:10.952	26.654	20.330	23.968	115.5	25:25.103
14	B	1:11.792	26.749	20.515	24.528	114.2	28:42.856	15	A	1:10.769	26.310	20.421	24.038	115.8	26:35.872
15	B	1:12.442	26.913	20.933	24.596	113.2	29:55.298	16	A	1:10.811	26.531	20.201	24.079	115.8	27:46.683
16	B	1:12.248	26.667	20.854	24.727	113.5	31:07.546	17	A	1:20.249	27.120	24.520	28.609	102.1	29:06.932
17	B	1:12.317	26.788	20.802	24.727	113.4	32:19.863	18	A	1:10.790	26.383	20.345	24.062	115.8	30:17.722
18	A	4:30.186 B	27.047	20.863	3:42.276	30.3	36:50.049	19	A	1:10.336	26.160	20.263	23.913	116.5	31:28.058
19	A	1:31.104	34.772	22.421	33.911	90.0	38:21.153	20	A	8:07.059 B	26.199	20.366	7:20.494	16.8	39:35.117
20	A	1:11.371	26.609	20.617	24.145	114.9	39:32.524	21	A	1:14.021	30.038	20.213	23.770	110.7	40:49.138
21	A	1:10.861	26.321	20.083	24.457	115.7	40:43.385	22	A	1:10.213	26.290	20.142	23.781	116.7	41:59.351
22	A	1:10.336	26.275	20.049	24.012	116.5	41:53.721	23	A	1:10.403	26.194	20.265	23.944	116.4	43:09.754
23	A	1:19.521	31.333	23.701	24.487	103.1	43:13.242	24	A	1:12.439	26.345	21.320	24.774	113.2	44:22.193
24	A	1:13.435	26.365	20.152	26.918	111.6	44:26.677	25	A	1:10.461	26.300	20.263	23.898	116.3	45:32.654
25	A	1:10.655	26.231	20.228	24.196	116.0	45:37.332								

28	Antonio Felix DA COSTA		PRT				
	Andretti Formula E		Andretti ATEC-02				
1	A	2:00.490	1:13.387	21.317	25.786	68.0	2:00.490
2	A	1:12.295	27.311	20.491	24.493	113.4	3:12.785
3	A	1:10.751	26.360	20.279	24.112	115.9	4:23.536
4	A	1:10.722	26.217	20.159	24.346	115.9	5:34.258
5	A	1:40.550	26.492	21.463	52.595	81.5	7:14.808
6	A	1:25.471	39.644	21.490	24.337	95.9	8:40.279
7	A	1:10.763	26.325	20.189	24.249	115.8	9:51.042
8	A	5:49.029 B	26.598	21.540	5:00.891	23.5	15:40.071
9	A	1:17.052	31.039	20.942	25.071	106.4	16:57.123
10	A	5:41.162 B	40.806	56.478	4:03.878	24.0	22:38.285
11	A	1:18.805	31.300	21.039	26.466	104.0	23:57.090
12	A	1:11.966	26.815	20.414	24.737	113.9	25:09.056
13	A	1:12.046	26.996	20.557	24.493	113.8	26:21.102
14	A	1:12.698	26.955	21.088	24.655	112.8	27:33.800
15	A	1:12.028	26.766	20.483	24.779	113.8	28:45.828
16	B	5:15.466 B	26.511	20.601	4:28.354	26.0	34:01.294
17	B	1:21.007	33.871	21.657	25.479	101.2	35:22.301
18	B	1:13.019	26.528	21.672	24.819	112.3	36:35.320
19	B	1:12.664	26.946	20.903	24.815	112.8	37:47.984
20	B	1:12.402	26.790	21.132	24.480	113.2	39:00.386
21	B	1:13.055	26.909	20.942	25.204	112.2	40:13.441
22	B	1:12.423	27.027	20.846	24.550	113.2	41:25.864
23	B	1:17.110	26.784	25.219	25.107	106.3	42:42.974
24	B	1:10.695	26.312	20.187	24.196	116.0	43:53.669
25	B	1:12.853	27.067	20.497	25.289	112.5	45:06.522

33	Stéphane SARRAZIN		FRA				
	TECHEETAH		Renault Z.E. 16				
1	B	1:37.859	50.906	21.714	25.239	83.8	1:37.859
2	B	1:13.403	27.104	21.234	25.065	111.7	2:51.262
3	B	1:14.340	26.896	21.295	26.149	110.3	4:05.602
4	B	1:12.485	27.026	20.759	24.700	113.1	5:18.087
5	B	1:24.311	26.846	20.681	36.784	97.2	6:42.398
6	B	1:37.104	50.508	21.879	24.717	84.4	8:19.502
7	B	1:11.809	26.527	20.765	24.517	114.2	9:31.311

37	José Maria LOPEZ		ARG				
	DS Virgin Racing		DS Virgin DSV-02				
1	A	1:34.440	41.050	26.519	26.871	86.8	1:34.440
2	A	1:13.038	27.220	21.078	24.740	112.2	2:47.478
3	A	1:11.466	26.738	20.461	24.267	114.7	3:58.944
4	A	1:11.708	27.009	20.476	24.223	114.3	5:10.652
5	A	1:11.311	26.567	20.302	24.442	115.0	6:21.963
6	A	1:48.360	49.261	34.640	24.459	75.6	8:10.323
7	A	1:12.595	27.452	20.752	24.391	112.9	9:22.918
8	A	7:00.370 B	26.390	20.136	6:13.844	19.5	16:23.288
9	A	6:04.441 B	34.751	32.187	4:57.503	22.5	22:27.729
10	A	1:18.468	31.849	22.270	24.349	104.5	23:46.197
11	A	1:09.369	25.833	19.926	23.610	118.2	24:55.566
12	A	1:10.480	26.053	19.943	24.484	116.3	26:06.046
13	A	1:09.589	25.907	19.903	23.779	117.8	27:15.635
14	B	7:46.002 B	27.906	25.063	6:53.033	17.6	35:01.637
15	B	1:18.427	31.275	22.099	25.053	104.5	36:20.064
16	B	1:09.988	26.149	19.976	23.863	117.1	37:30.052
17	B	1:27.328	30.844	29.318	27.166	93.9	38:57.380
18	B	1:09.401	25.849	19.900	23.652	118.1	40:06.781
19	B	1:45.712	32.561	36.029	37.122	77.5	41:52.493
20	B	1:27.050	29.388	26.721	30.941	94.2	43:19.543
21	B	1:12.356	26.924	21.037	24.395	113.3	44:31.899
22	B	1:09.435	25.861	19.876	23.698	118.1	45:41.334

47	Adam CARROLL		GBR				
	Panasonic Jaguar Racing		Jaguar I-Type 1				
1	A	2:19.429	1:28.695	23.029	27.705	58.8	2:19.429
2	A	1:12.062	26.817	20.290	24.955	113.8	3:31.491
3	A	1:11.748	26.899	20.339	24.510	114.2	4:43.239
4	A	1:11.175	26.639	20.232	24.304	115.2	5:54.414
5	A	1:59.209	31.512	53.935	33.762	68.8	7:53.623
6	A	1:11.132	26.854	20.125	24.153	115.2	9:04.755
7	A	1:11.305	26.774	20.342	24.189	115.0	10:16.060
8	A	1:11.431	26.768	20.221	24.442	114.8	11:27.491
9	A	11:12.450 B	31.190	23.207	...	12.2	22:39.941
10	A	1:19.982	32.033	21.740	26.209	102.5	23:59.923
11	A	1:12.833	27.218	20.431	25.184	112.5	25:12.756



FIA Formula E Championship

Round 7 - Berlin ePrix

Non Qualifying Practice 1

Analysis

Official Timekeeper TAG Heuer

■ Personal Best ■ Session Best ■ B Crossing the finish line in pit lane

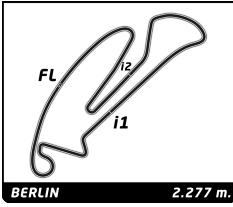
Lap	C	Time	Sector 1	Sector 2	Sector 3	Kph	Elapsed	Lap	Time	Sector 1	Sector 2	Sector 3	Kph	Elapsed	
12	A	1:11.415	26.393	20.850	24.172	114.8	26:24.171	16	A	4:56.190 B	26.125	20.251	4:09.814	27.7	32:14.991
13	B	8:05.217 B	27.629	22.605	7:14.983	16.9	34:29.388	17	A	1:25.047	35.998	22.520	26.529	96.4	33:40.038
14	B	1:19.223	30.533	23.074	25.616	103.5	35:48.611	18	A	1:15.499	26.189	22.163	27.147	108.6	34:55.537
15	B	1:12.771	27.214	21.490	24.067	112.6	37:01.382	19	A	1:10.291	26.287	20.135	23.869	116.6	36:05.828
16	B	1:10.137	26.090	19.761	24.286	116.9	38:11.519	20	A	1:15.228	26.360	22.342	26.526	109.0	37:21.056
17	B	1:13.710	28.284	20.781	24.645	111.2	39:25.229	21	A	1:12.300	26.251	20.198	25.851	113.4	38:33.356
18	B	1:10.758	26.396	20.327	24.035	115.8	40:35.987	22	A	1:13.426	27.407	21.104	24.915	111.6	39:46.782
19	B	1:11.515	26.895	20.390	24.230	114.6	41:47.502	23	A	1:12.627	27.374	20.841	24.412	112.9	40:59.409
20	B	1:11.773	27.060	20.298	24.415	114.2	42:59.275	24	A	1:15.206	27.107	20.847	27.252	109.0	42:14.615
21	B	1:10.929	26.638	20.315	23.976	115.6	44:10.204	25	A	1:12.812	27.318	20.865	24.629	112.6	43:27.427
22	B	1:11.063	26.614	20.264	24.185	115.4	45:21.267	26	A	1:12.796	27.475	20.685	24.636	112.6	44:40.223
								27	A	1:14.234	27.895	21.701	24.638	110.4	45:54.457

66 Daniel ABT DEU
 ABT Schaeffler Audi Sport ABT Schaeffler FE02

1	B	1:27.621	39.601	21.601	26.419	93.6	1:27.621
2	B	1:15.031	27.863	21.019	26.149	109.3	2:42.652
3	B	1:10.746	26.441	20.350	23.955	115.9	3:53.398
4	B	1:11.442	26.994	20.324	24.124	114.7	5:04.840
5	B	1:10.469	26.224	20.213	24.032	116.3	6:15.309
6	B	2:10.388	1:07.180	32.903	30.305	62.9	8:25.697
7	B	1:13.320	27.070	20.782	25.468	111.8	9:39.017
8	B	1:14.973	27.413	20.803	26.757	109.3	10:53.990
9	A	5:59.656 B	1:22.170	21.137	4:16.349	22.8	16:53.646
10	A	5:51.283 B	45.103	56.804	4:09.376	23.3	22:44.929
11	A	1:24.336	35.358	22.867	26.111	97.2	24:09.265
12	A	1:13.381	26.518	21.905	24.958	111.7	25:22.646
13	A	1:11.012	26.601	20.324	24.087	115.4	26:33.658
14	A	1:11.660	26.063	20.549	25.048	114.4	27:45.318
15	A	1:10.242	26.307	20.157	23.778	116.7	28:55.560
16	A	1:10.204	26.162	20.123	23.919	116.8	30:05.764
17	A	1:12.828	26.302	22.279	24.247	112.6	31:18.592
18	A	1:10.535	26.274	20.268	23.993	116.2	32:29.127
19	A	5:30.288 B	27.857	22.623	4:39.808	24.8	37:59.415
20	A	1:21.364	31.902	22.423	27.039	100.7	39:20.779
21	A	1:13.099	26.763	20.492	25.844	112.1	40:33.878
22	A	1:10.238	26.074	20.057	24.107	116.7	41:44.116
23	A	1:14.348	27.103	22.004	25.241	110.3	42:58.464
24	A	1:10.260	26.198	20.041	24.021	116.7	44:08.724
25	A	1:11.366	26.815	20.377	24.174	114.9	45:20.090

88 Oliver TURVEY GBR
 NEXTEV NIO NextEV TCR Formula 002

1	B	2:29.799	1:40.196	23.491	26.112	54.7	2:29.799
2	B	1:11.647	26.902	20.511	24.234	114.4	3:41.446
3	B	1:10.820	26.492	20.283	24.045	115.7	4:52.266
4	B	1:10.971	26.826	20.176	23.969	115.5	6:03.237
5	B	2:00.730	36.553	53.460	30.717	67.9	8:03.967
6	B	1:10.490	26.312	20.290	23.888	116.3	9:14.457
7	B	1:10.803	26.594	20.293	23.916	115.8	10:25.260
8	B	1:10.607	26.492	20.247	23.868	116.1	11:35.867
9	B	1:21.739	31.961	23.491	26.287	100.3	12:57.606
10	B	1:10.421	26.372	20.181	23.868	116.4	14:08.027
11	B	1:18.177	28.341	24.559	25.277	104.9	15:26.204
12	B	1:15.033	27.774	21.858	25.401	109.2	16:41.237
13	B	7:57.724 B	29.395	54.462	6:33.867	17.2	24:38.961
14	B	1:29.377	35.705	25.359	28.313	91.7	26:08.338
15	B	1:10.463	26.172	20.344	23.947	116.3	27:18.801



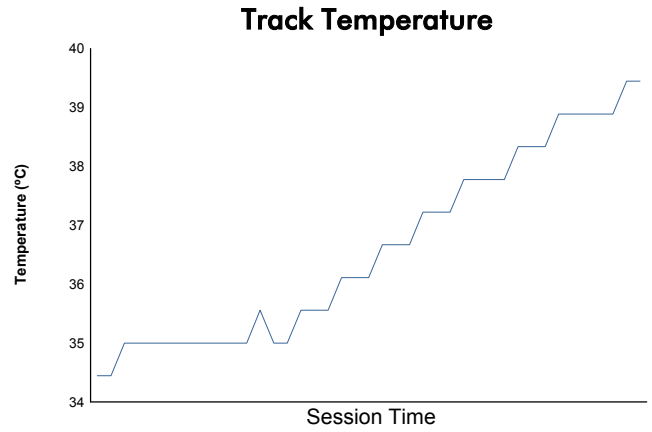
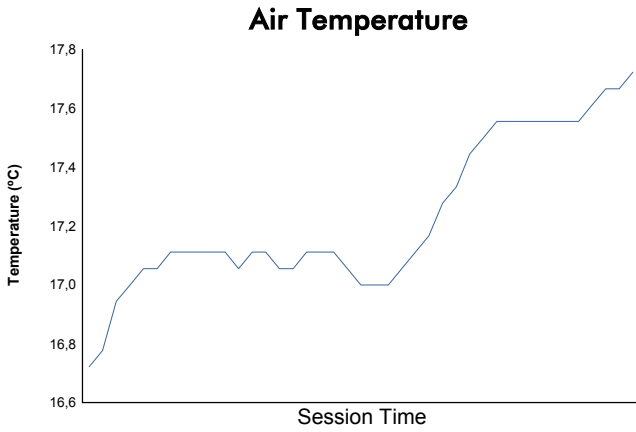
Round 7 - Berlin ePrix

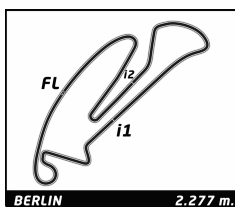
FIA Formula E Championship

Non Qualifying Practice 1

Weather Report

Official Timekeeper





FIA Formula E Championship

Round 7 - Berlin ePrix

Non Qualifying Practice 2

Classification

Official Timekeeper TAG Heuer

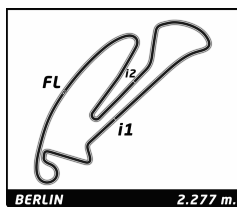
Nr.	Driver	Nat	Team	Car	Time	Lap Total	Gap	Kph
1	23 Nick HEIDFELD	DEU	Mahindra Racing	Mahindra M3Electro	1:08.070	3 12	-	120.4
2	19 Felix ROSENQVIST	SWE	Mahindra Racing	Mahindra M3Electro	1:08.092	11 17	+0.022 +0.022	120.4
3	5 Maro ENGEL	DEU	Venturi Formula E Team	Venturi VM200-FE-02	1:08.314	13 24	+0.244 +0.222	120.0
4	11 Lucas DI GRASSI	BRA	ABT Schaeffler Audi Sport	ABT Schaeffler FE02	1:08.345	18 19	+0.275 +0.031	119.9
5	33 Stéphane SARRAZIN	FRA	TECHEETAH	Renault Z.E. 16	1:08.415	8 9	+0.345 +0.070	119.8
6	37 José María LOPEZ	ARG	DS Virgin Racing	DS Virgin DSV-02	1:08.458	3 15	+0.388 +0.043	119.7
7	2 Sam BIRD	GBR	DS Virgin Racing	DS Virgin DSV-02	1:08.471	14 18	+0.401 +0.013	119.7
8	25 Jean-Eric VERGNE	FRA	TECHEETAH	Renault Z.E. 16	1:08.555	3 3	+0.485 +0.084	119.6
9	9 Sébastien BUEMI	CHE	Renault e.dams	Renault Z.E. 16	1:08.643	15 16	+0.573 +0.088	119.4
10	88 Oliver TURVEY	GBR	NEXTEV NIO	NextEV TCR Formula 002	1:08.661	2 18	+0.591 +0.018	119.4
11	20 Mitch EVANS	NZL	Panasonic Jaguar Racing	Jaguar I-Type 1	1:08.775	16 16	+0.705 +0.114	119.2
12	3 Nelson PIQUET JR	BRA	NEXTEV NIO	NextEV TCR Formula 002	1:08.838	13 14	+0.768 +0.063	119.1
13	6 Loïc DUVAL	FRA	Faraday Future Dragon Racing	Penske 701-EV	1:08.868	10 11	+0.798 +0.030	119.0
14	8 Nicolas PROST	FRA	Renault e.dams	Renault Z.E. 16	1:08.885	12 16	+0.815 +0.017	119.0
15	66 Daniel ABT	DEU	ABT Schaeffler Audi Sport	ABT Schaeffler FE02	1:08.929	16 21	+0.859 +0.044	118.9
16	7 Jérôme D'AMBROSIO	BEL	Faraday Future Dragon Racing	Penske 701-EV	1:09.020	3 13	+0.950 +0.091	118.8
17	27 Robin FRIJNS	NLD	Andretti Formula E	Andretti ATEC-02	1:09.055	3 9	+0.985 +0.035	118.7
18	4 Tom DILLMANN	FRA	Venturi Formula E Team	Venturi VM200-FE-02	1:09.210	3 18	+1.140 +0.155	118.4
19	28 Antonio Felix DA COSTA	PRT	Andretti Formula E	Andretti ATEC-02	1:09.235	8 8	+1.165 +0.025	118.4
20	47 Adam CARROLL	GBR	Panasonic Jaguar Racing	Jaguar I-Type 1	1:09.688	15 16	+1.618 +0.453	117.6

Fastest Lap	Lap 3	Nick HEIDFELD	1:08.070	120.4 Kph
--------------------	-------	---------------	-----------------	-----------

Published at:

Track Status: **DRY**

Race Director:	Timekeeper:
-----------------------	--------------------



FIA Formula E Championship

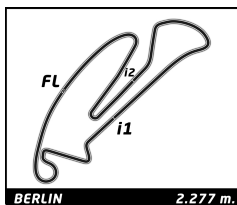
Round 7 - Berlin ePrix

Non Qualifying Practice 2

Best Sector Times

Official Timekeeper TAG Heuer

SECTOR 1			SECTOR 2		SECTOR 3					
Pos	Driver	Time	Driver	Time	Driver	Time	Pos	Driver	Ideal Lap	Best Lap
1	19 F.ROSENQVIST	25.415	19 F.ROSENQVIST	19.368	37 J.LOPEZ	23.075	1	23 N.HEIDFELD	1:08.070	1:08.070 (1)
2	23 N.HEIDFELD	25.422	23 N.HEIDFELD	19.485	5 M.ENGEL	23.092	2	19 F.ROSENQVIST	1:08.092	1:08.092 (2)
3	8 N.PROST	25.535	9 S.BUEMI	19.485	11 L.DI GRASSI	23.155	3	5 M.ENGEL	1:08.314	1:08.314 (3)
4	9 S.BUEMI	25.550	2 S.BIRD	19.487	23 N.HEIDFELD	23.163	4	11 L.DI GRASSI	1:08.345	1:08.345 (4)
5	88 O.TURVEY	25.584	5 M.ENGEL	19.528	33 S.SARRAZIN	23.226	5	37 J.LOPEZ	1:08.356	1:08.458 (6)
6	33 S.SARRAZIN	25.620	11 L.DI GRASSI	19.534	25 J.VERGNE	23.256	6	33 S.SARRAZIN	1:08.415	1:08.415 (5)
7	2 S.BIRD	25.641	33 S.SARRAZIN	19.569	88 O.TURVEY	23.274	7	88 O.TURVEY	1:08.435	1:08.661 (10)
8	27 R.FRIJNS	25.645	88 O.TURVEY	19.577	6 L.DUVAL	23.307	8	2 S.BIRD	1:08.471	1:08.471 (7)
9	11 L.DI GRASSI	25.656	25 J.VERGNE	19.580	19 F.ROSENQVIST	23.309	9	25 J.VERGNE	1:08.555	1:08.555 (8)
10	37 J.LOPEZ	25.670	6 L.DUVAL	19.610	3 N.PIQUET JR	23.314	10	9 S.BUEMI	1:08.643	1:08.643 (9)
11	20 M.EVANS	25.670	37 J.LOPEZ	19.611	2 S.BIRD	23.343	11	6 L.DUVAL	1:08.723	1:08.868 (13)
12	5 M.ENGEL	25.694	66 D.ABT	19.630	7 J.D'AMBROSIO	23.344	12	66 D.ABT	1:08.774	1:08.929 (15)
13	66 D.ABT	25.715	20 M.EVANS	19.660	66 D.ABT	23.429	13	20 M.EVANS	1:08.775	1:08.775 (11)
14	25 J.VERGNE	25.719	4 T.DILLMANN	19.666	20 M.EVANS	23.445	14	3 N.PIQUET JR	1:08.837	1:08.838 (12)
15	4 T.DILLMANN	25.748	27 R.FRIJNS	19.676	8 N.PROST	23.480	15	8 N.PROST	1:08.885	1:08.885 (14)
16	3 N.PIQUET JR	25.769	3 N.PIQUET JR	19.754	28 A.DA COSTA	23.532	16	27 R.FRIJNS	1:08.994	1:09.055 (17)
17	28 A.DA COSTA	25.774	28 A.DA COSTA	19.778	47 A.CARROLL	23.582	17	7 J.D'AMBROSIO	1:09.020	1:09.020 (16)
18	6 L.DUVAL	25.806	7 J.D'AMBROSIO	19.790	9 S.BUEMI	23.608	18	28 A.DA COSTA	1:09.084	1:09.235 (19)
19	7 J.D'AMBROSIO	25.886	8 N.PROST	19.870	27 R.FRIJNS	23.673	19	4 T.DILLMANN	1:09.210	1:09.210 (18)
20	47 A.CARROLL	26.172	47 A.CARROLL	19.934	4 T.DILLMANN	23.796	20	47 A.CARROLL	1:09.688	1:09.688 (20)



FIA Formula E Championship

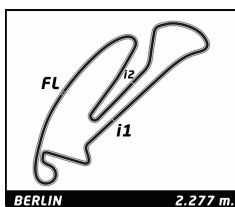
Round 7 - Berlin ePrix

Non Qualifying Practice 2

Fastest Lap Sequence

Official Timekeeper 

Practice Time	Driver	Team	Car	Time	Kph	Lap
2:34.728	9 Sébastien BUEMI	Renault e.dams	Renault Z.E. 16	1:10.191	116.8	2
2:38.499	8 Nicolas PROST	Renault e.dams	Renault Z.E. 16	1:09.996	117.1	2
3:45.701	11 Lucas DI GRASSI	ABT Schaeffler Audi Sport	ABT Schaeffler FE02	1:09.307	118.3	3
3:55.909	7 Jérôme D'AMBROSIO	Faraday Future Dragon Racing	Penske 701-EV	1:09.020	118.8	3
4:00.207	2 Sam BIRD	DS Virgin Racing	DS Virgin DSV-02	1:08.663	119.4	3
4:08.982	88 Oliver TURVEY	NEXTEV NIO	NextEV TCR Formula 002	1:08.661	119.4	2
4:26.067	37 José Maria LOPEZ	DS Virgin Racing	DS Virgin DSV-02	1:08.458	119.7	3
6:49.191	19 Felix ROSENQVIST	Mahindra Racing	Mahindra M3Electro	1:08.173	120.2	3
7:02.269	23 Nick HEIDFELD	Mahindra Racing	Mahindra M3Electro	1:08.070	120.4	3



FIA Formula E Championship

Round 7 - Berlin ePrix

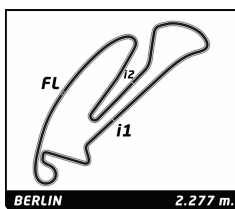
Non Qualifying Practice 2

Analysis

Official Timekeeper

■ Personal Best ■ Session Best ■ Crossing the finish line in pit lane

Lap	C	Time	Sector 1	Sector 2	Sector 3	Kph	Elapsed	Lap	Time	Sector 1	Sector 2	Sector 3	Kph	Elapsed	
2		Sam BIRD GBR													
		DS Virgin Racing													
		DS Virgin DSV-02													
1	A	1:30.688	38.848	23.514	28.326	90.4	1:30.688	17	B	1:09.852	26.123	19.869	23.860	117.4	28:54.321
2	A	1:20.856	27.408	26.501	26.947	101.4	2:51.544	18	B	1:12.482	28.130	20.207	24.145	113.1	30:06.803
3	A	1:08.663	25.674	19.612	23.377	119.4	4:00.207								
4	A	1:24.762	28.485	29.262	27.015	96.7	5:24.969								
5	A	1:09.581	26.072	19.792	23.717	117.8	6:34.550								
6	A	1:27.156	30.944	28.763	27.449	94.1	8:01.706								
7	A	1:09.685	26.029	19.996	23.660	117.6	9:11.391								
8	A	1:29.477	29.754	31.781	27.942	91.6	10:40.868								
9	A	1:09.479	25.865	19.882	23.732	118.0	11:50.347								
10	A	1:27.367	30.280	31.291	25.796	93.8	13:17.714								
11	B	8:01.356 B	26.322	19.999	7:15.035	17.0	21:19.070								
12	B	1:18.717	32.176	21.542	24.999	104.1	22:37.787								
13	B	1:14.230	26.567	22.539	25.124	110.4	23:52.017								
14	B	1:08.471	25.641	19.487	23.343	119.7	25:00.488								
15	B	1:29.172	29.907	28.591	30.674	91.9	26:29.660								
16	B	1:17.493	27.905	21.044	28.544	105.8	27:47.153								
17	B	1:19.209	26.367	22.356	30.486	103.5	29:06.362								
18	B	1:09.844	26.163	19.941	23.740	117.4	30:16.206								
3		Nelson PIQUET JR BRA													
		NEXTEV NIO													
		NextEV TCR Formula 002													
1	B	3:27.064	2:29.076	27.813	30.175	39.6	3:27.064								
2	B	1:19.219	30.089	21.771	27.359	103.5	4:46.283								
3	B	1:08.917	25.769	19.788	23.360	118.9	5:55.200								
4	B	1:22.896	30.444	26.822	25.630	98.9	7:18.096								
5	B	1:10.308	26.110	20.014	24.184	116.6	8:28.404								
6	B	1:29.067	35.497	28.791	24.779	92.0	9:57.471								
7	B	1:09.991	26.120	19.961	23.910	117.1	11:07.462								
8	B	1:24.851	34.265	26.270	24.316	96.6	12:32.313								
9	B	1:10.122	26.149	20.132	23.841	116.9	13:42.435								
10	A	7:29.650 B	26.808	20.842	6:42.000	18.2	21:12.085								
11	A	1:27.107	33.079	25.142	28.886	94.1	22:39.192								
12	A	1:19.100	29.756	23.228	26.116	103.6	23:58.292								
13	A	1:08.838	25.770	19.754	23.314	119.1	25:07.130								
14	A	1:32.935	30.506	28.324	34.105	88.2	26:40.065								
4		Tom DILLMANN FRA													
		Venturi Formula E Team													
		Venturi VM200-FE-02													
1	A	3:24.854	2:27.923	21.857	35.074	40.0	3:24.854								
2	A	1:15.574	26.748	19.963	28.863	108.5	4:40.428								
3	A	1:09.210	25.748	19.666	23.796	118.4	5:49.638								
4	A	1:26.667	27.483	30.608	28.576	94.6	7:16.305								
5	A	1:12.544	26.838	20.651	25.055	113.0	8:28.849								
6	A	1:12.887	26.982	20.828	25.077	112.5	9:41.736								
7	A	1:12.695	26.992	20.972	24.731	112.8	10:54.431								
8	A	1:12.732	27.055	20.783	24.894	112.7	12:07.163								
9	A	1:13.074	27.101	21.071	24.902	112.2	13:20.237								
10	A	1:12.949	27.143	21.066	24.740	112.4	14:33.186								
11	A	1:13.166	27.186	21.101	24.879	112.0	15:46.352								
12	A	1:31.508	27.178	36.501	27.829	89.6	17:17.860								
13	A	1:10.850	26.242	20.244	24.364	115.7	18:28.710								
14	B	6:47.514 B	26.363	20.044	6:01.107	20.1	25:16.224								
15	B	1:16.073	30.484	20.802	24.787	107.8	26:32.297								
16	B	1:12.172	26.531	20.549	25.092	113.6	27:44.469								
5		Maro ENGEL DEU													
		Venturi Formula E Team													
		Venturi VM200-FE-02													
1	A	1:33.932	44.191	23.143	26.598	87.3	1:33.932								
2	A	1:20.949	30.091	22.371	28.487	101.3	2:54.881								
3	A	1:08.713	25.744	19.570	23.399	119.3	4:03.594								
4	A	1:13.421	28.257	20.697	24.467	111.6	5:17.015								
5	A	1:10.133	26.185	20.046	23.902	116.9	6:27.148								
6	A	1:12.348	26.244	20.247	25.857	113.3	7:39.496								
7	A	1:15.174	27.603	20.832	26.739	109.0	8:54.670								
8	A	1:13.517	27.872	20.860	24.785	111.5	10:08.187								
9	A	1:12.821	27.363	20.818	24.640	112.6	11:21.008								
10	B	1:53.988 B	28.502	21.208	1:04.278	71.9	13:14.996								
11	B	1:19.658	31.222	23.492	24.944	102.9	14:34.654								
12	B	1:16.408	30.592	21.351	24.465	107.3	15:51.062								
13	B	1:08.314	25.694	19.528	23.092	120.0	16:59.376								
14	B	1:14.879	28.166	22.063	24.650	109.5	18:14.255								
15	B	1:12.472	27.257	20.642	24.573	113.1	19:26.727								
16	B	1:15.598	27.198	22.277	26.123	108.4	20:42.325								
17	B	1:13.108	27.258	20.962	24.888	112.1	21:55.433								
18	B	1:15.780	27.347	23.712	24.721	108.2	23:11.213								
19	A	1:52.416 B	27.622	20.936	1:03.858	72.9	25:03.629								
20	A	1:17.946	32.256	20.844	24.846	105.2	26:21.575								
21	A	1:12.390	26.986	20.713	24.691	113.2	27:33.965								
22	A	1:12.652	27.153	20.626	24.873	112.8	28:46.617								
23	A	1:12.588	27.300	20.579	24.709	112.9	29:59.205								
24	A	1:12.269	27.033	20.645	24.591	113.4	31:11.474								
6		Loïc DUVAL FRA													
		Faraday Future Dragon Racing													
		Penske 701-EV													
1	B	2:13.970	1:25.587	22.112	26.271	61.2	2:13.970								
2	B	1:20.378	27.024	22.340	31.014	102.0	3:34.348								
3	B	1:09.165	26.037	19.610	23.518	118.5	4:43.513								
4	A	10:35.373 B	27.626	22.381	9:45.366	12.9	15:18.886								
5	A	1:16.830	31.469	20.419	24.942	106.7	16:35.716								
6	A	1:09.957	26.019	20.058	23.880	117.2	17:45.673								
7	A	1:10.376	26.346	20.161	23.869	116.5	18:56.049								
8	B	8:25.010 B	26.371	22.007	7:36.632	16.2	27:21.059								
9	B	1:23.854	33.621	21.967	28.266	97.8	28:44.913								
10	B	1:08.868	25.806	19.755	23.307	119.0	29:53.781								
11	B	1:12.331	28.148	20.297	23.886	113.3	31:06.112								
7		Jérôme D'AMBROSIO BEL													
		Faraday Future Dragon Racing													
		Penske 701-EV													
1	A	1:30.044	39.493	22.399	28.152	91.0	1:30.044								
2	A	1:16.845	27.378	22.144	27.323	106.7	2:46.889								
3	A	1:09.020	25.886	19.790	23.344	118.8	3:55.909								
4	B	5:19.976 B	28.354	21.879	4:29.743	25.6	9:15.885								
5	B	1:16.003	30.842	2											



FIA Formula E Championship

Round 7 - Berlin ePrix

Non Qualifying Practice 2

Analysis

Official Timekeeper

■ Personal Best ■ Session Best ■ B Crossing the finish line in pit lane

Lap	C	Time	Sector 1	Sector 2	Sector 3	Kph	Elapsed	Lap	Time	Sector 1	Sector 2	Sector 3	Kph	Elapsed	
11	B	1:13.579	27.685	21.010	24.884	111.4	17:54.675	13	A	1:11.772	26.512	21.044	24.216	114.2	21:07.473
12	B	1:13.280	26.389	20.371	26.520	111.9	19:07.955	14	A	1:10.271	26.300	20.130	23.841	116.7	22:17.744
13	A	7:18.198B	26.471	20.544	6:31.183	18.7	26:26.153	15	B	3:37.003B	26.807	20.201	2:49.995	37.8	25:54.747

8 **Nicolas PROST** FRA
Renault e.dams Renault Z.E. 16

1	B	1:28.503	36.766	23.168	28.569	92.6	1:28.503
2	B	1:09.996	25.997	20.144	23.855	117.1	2:38.499
3	B	1:24.802	31.229	26.628	26.945	96.7	4:03.301
4	B	1:09.445	25.824	19.962	23.659	118.0	5:12.746
5	B	7:20.434B	26.501	20.590	6:33.343	18.6	12:33.180
6	B	1:17.923	31.545	21.864	24.514	105.2	13:51.103
7	B	1:09.584	25.840	19.969	23.775	117.8	15:00.687
8	B	1:23.561	30.890	26.968	25.703	98.1	16:24.248
9	A	5:16.356B	25.976	20.209	4:30.171	25.9	21:40.604
10	A	1:22.819	32.413	22.013	28.393	99.0	23:03.423
11	A	1:19.398	29.578	24.330	25.490	103.2	24:22.821
12	A	1:08.885	25.535	19.870	23.480	119.0	25:31.706
13	A	1:31.049	33.744	31.414	25.891	90.0	27:02.755
14	A	1:16.228	25.851	22.721	27.656	107.5	28:18.983
15	A	1:10.004	26.032	20.188	23.784	117.1	29:28.987
16	A	1:09.945	26.000	20.110	23.835	117.2	30:38.932

9 **Sébastien BUEMI** CHE
Renault e.dams Renault Z.E. 16

1	A	1:24.537	36.228	22.501	25.808	97.0	1:24.537
2	A	1:10.191	26.095	20.073	24.023	116.8	2:34.728
3	A	1:49.179	38.938	42.609	27.632	75.1	4:23.907
4	A	1:09.428	25.829	19.939	23.660	118.1	5:33.335
5	A	1:40.036	33.573	39.071	27.392	81.9	7:13.371
6	A	1:09.719	25.965	19.967	23.787	117.6	8:23.090
7	A	6:06.186B	30.913	25.605	5:09.668	22.4	14:29.276
8	A	1:24.219	36.428	21.201	26.590	97.3	15:53.495
9	A	1:11.935	26.890	20.623	24.422	114.0	17:05.430
10	A	1:11.915	26.641	20.669	24.605	114.0	18:17.345
11	A	1:12.271	26.725	20.921	24.625	113.4	19:29.616
12	A	1:11.936	26.480	20.882	24.574	114.0	20:41.552
13	B	5:20.322B	26.834	21.922	4:31.566	25.6	26:01.874
14	B	1:25.457	36.020	23.849	25.588	95.9	27:27.331
15	B	1:08.643	25.550	19.485	23.608	119.4	28:35.974
16	B	1:30.070	31.676	29.254	29.140	91.0	30:06.044

11 **Lucas DI GRASSI** BRA
ABT Schaeffler Audi Sport ABT Schaeffler FE02

1	B	1:25.252	37.491	21.718	26.043	96.2	1:25.252
2	B	1:11.142	26.664	20.139	24.339	115.2	2:36.394
3	B	1:09.307	26.158	19.725	23.424	118.3	3:45.701
4	A	3:43.669B	27.869	21.750	2:54.050	36.6	7:29.370
5	A	1:15.965	30.134	20.181	25.650	107.9	8:45.335
6	A	1:13.814	28.107	21.269	24.438	111.1	9:59.149
7	A	1:09.920	26.257	19.882	23.781	117.2	11:09.069
8	A	1:09.924	26.177	20.005	23.742	117.2	12:18.993
9	A	1:10.403	26.175	20.172	24.056	116.4	13:29.396
10	A	1:25.099	30.549	26.282	28.268	96.3	14:54.495
11	A	3:45.430B	26.155	20.022	2:59.253	36.4	18:39.925
12	A	1:15.776	29.581	21.086	25.109	108.2	19:55.701

19 **Felix ROSENQVIST** SWE
Mahindra Racing Mahindra M3Electro

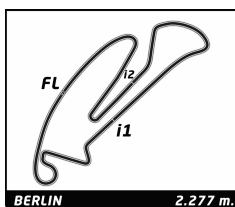
1	A	4:00.770	3:02.947	26.716	31.107	34.0	4:00.770
2	A	1:40.248	32.415	28.632	39.201	81.8	5:41.018
3	A	1:08.173	25.425	19.403	23.345	120.2	6:49.191
4	A	1:09.639	25.624	20.131	23.884	117.7	7:58.830
5	A	1:36.331	32.537	31.606	32.188	85.1	9:35.161
6	A	1:09.395	25.813	19.861	23.721	118.1	10:44.556
7	A	1:09.538	26.017	19.917	23.604	117.9	11:54.094
8	B	6:17.516B	29.938	29.085	5:18.493	21.7	18:11.610
9	B	1:31.558	37.002	24.117	30.439	89.5	19:43.168
10	B	1:40.115	32.756	30.984	36.375	81.9	21:23.283
11	B	1:08.092	25.415	19.368	23.309	120.4	22:31.375
12	B	1:11.294	27.321	20.115	23.858	115.0	23:42.669
13	B	1:42.032	34.838	35.789	31.405	80.3	25:24.701
14	B	1:09.738	26.002	19.951	23.785	117.5	26:34.439
15	B	1:35.593	32.711	30.618	32.264	85.8	28:10.032
16	B	1:09.608	25.759	20.197	23.652	117.8	29:19.640
17	B	1:12.959	27.303	21.189	24.467	112.4	30:32.599

20 **Mitch EVANS** NZL
Panasonic Jaguar Racing Jaguar I-Type 1

1	B	2:41.974	1:44.822	24.465	32.687	50.6	2:41.974
2	B	1:26.177	33.510	27.281	25.386	95.1	4:08.151
3	B	1:09.626	26.078	19.909	23.639	117.7	5:17.777
4	B	1:14.414	26.649	21.933	25.832	110.2	6:32.191
5	B	1:12.236	27.005	20.518	24.713	113.5	7:44.427
6	B	1:12.960	27.203	20.784	24.973	112.4	8:57.387
7	B	1:12.934	27.120	20.687	25.127	112.4	10:10.321
8	B	1:12.143	26.753	20.660	24.730	113.6	11:22.464
9	B	1:12.468	26.441	20.418	25.609	113.1	12:34.932
10	B	1:10.967	26.553	20.342	24.072	115.5	13:45.899
11	B	1:23.807	29.659	27.641	26.507	97.8	15:09.706
12	B	1:10.620	26.339	20.222	24.059	116.1	16:20.326
13	A	7:40.769B	26.468	20.530	6:53.771	17.8	24:01.095
14	A	1:28.697	35.541	25.551	27.605	92.4	25:29.792
15	A	1:19.083	29.764	25.215	24.104	103.7	26:48.875
16	A	1:08.775	25.670	19.660	23.445	119.2	27:57.650

23 **Nick HEIDFELD** DEU
Mahindra Racing Mahindra M3Electro

1	A	4:27.283	3:35.079	24.369	27.835	30.7	4:27.283
2	A	1:26.916	31.718	24.716	30.482	94.3	5:54.199
3	A	1:08.070	25.422	19.485	23.163	120.4	7:02.269
4	B	7:59.892B	30.235	23.359	7:06.298	17.1	15:02.161
5	B	1:24.686	32.462	23.244	28.980	96.8	16:26.847
6	B	1:25.204	30.723	26.226	28.255	96.2	17:52.051
7	B	1:08.753	25.759	19.615	23.379	119.2	19:00.804



FIA Formula E Championship

Round 7 - Berlin ePrix

Non Qualifying Practice 2

Analysis

Official Timekeeper

■ Personal Best ■ Session Best B Crossing the finish line in pit lane

Lap	C	Time	Sector 1	Sector 2	Sector 3	Kph	Elapsed	Lap	Time	Sector 1	Sector 2	Sector 3	Kph	Elapsed			
8	A	6:05.734	B	26.169	23.691	5:15.874	22.4	25:06.538	7	A	1:09.941	26.237	19.928	23.776	117.2	10:02.930	
9	A	1:19.621		31.722	21.842	26.057	103.0	26:26.159	8	B	9:19.904	B	26.011	20.024	8:33.869	14.6	19:22.834
10	A	1:09.694		25.886	20.061	23.747	117.6	27:35.853	9	B	1:28.975		37.383	23.838	27.754	92.1	20:51.809
11	A	1:25.883		31.164	25.934	28.785	95.4	29:01.736	10	B	1:22.859		29.759	27.996	25.104	98.9	22:14.668
12	A	1:10.875		25.942	20.738	24.195	115.7	30:12.611	11	B	1:08.607		25.749	19.611	23.247	119.5	23:23.275

25 **Jean-Eric VERGNE** FRA
TECHEETAH Renault Z.E. 16

1	B	12:03.289	...	22.174	26.243	11.3	12:03.289
2	B	1:24.402	27.341	24.543	32.518	97.1	13:27.691
3	B	1:08.555	25.719	19.580	23.256	119.6	14:36.246

27 **Robin FRIJNS** NLD
Andretti Formula E Andretti ATEC-02

1	B	1:41.300	51.533	23.749	26.018	80.9	1:41.300	
2	B	1:22.840	28.391	24.091	30.358	99.0	3:04.140	
3	B	1:09.055	25.645	19.737	23.673	118.7	4:13.195	
4	B	5:44.462	B	27.860	21.457	4:55.145	23.8	9:57.657
5	B	1:30.988	35.431	27.366	28.191	90.1	11:28.645	
6	A	10:01.242	B	27.250	20.439	9:13.553	13.6	21:29.887
7	A	1:22.703	32.537	24.132	26.034	99.1	22:52.590	
8	A	1:13.018	27.846	20.816	24.356	112.3	24:05.608	
9	A	1:11.600	26.012	19.676	25.912	114.5	25:17.208	

28 **Antonio Felix DA COSTA** PRT
Andretti Formula E Andretti ATEC-02

1	A	1:50.903	1:02.971	22.733	25.199	73.9	1:50.903	
2	A	1:15.198	26.211	20.724	28.263	109.0	3:06.101	
3	A	1:09.383	25.774	19.990	23.619	118.1	4:15.484	
4	A	5:50.055	B	26.891	21.034	5:02.130	23.4	10:05.539
5	B	8:23.620	B	34.770	21.897	7:26.953	16.3	18:29.159
6	B	1:18.845	32.577	21.571	24.697	104.0	19:48.004	
7	B	1:12.043	27.614	20.508	23.921	113.8	21:00.047	
8	B	1:09.235	25.925	19.778	23.532	118.4	22:09.282	

33 **Stéphane SARRAZIN** FRA
TECHEETAH Renault Z.E. 16

1	B	1:48.461	57.533	24.892	26.036	75.6	1:48.461	
2	B	1:24.748	27.207	27.790	29.751	96.7	3:13.209	
3	B	1:14.907	29.198	22.049	23.660	109.4	4:28.116	
4	B	1:14.149	27.676	22.007	24.466	110.6	5:42.265	
5	A	8:22.205	B	28.194	21.098	7:32.913	16.3	14:04.470
6	A	1:22.116	30.962	23.207	27.947	99.8	15:26.586	
7	A	1:20.577	28.814	24.613	27.150	101.7	16:47.163	
8	A	1:08.415	25.620	19.569	23.226	119.8	17:55.578	
9	B	3:13.297	B	28.018	20.900	2:24.379	42.4	21:08.875

37 **José Maria LOPEZ** ARG
DS Virgin Racing DS Virgin DSV-02

1	A	1:55.870	1:03.964	23.899	28.007	70.7	1:55.870
2	A	1:21.739	29.347	23.829	28.563	100.3	3:17.609
3	A	1:08.458	25.670	19.713	23.075	119.7	4:26.067
4	A	1:38.731	31.520	34.395	32.816	83.0	6:04.798
5	A	1:37.579	34.356	31.846	31.377	84.0	7:42.377
6	A	1:10.612	26.038	19.897	24.677	116.1	8:52.989

47 **Adam CARROLL** GBR
Panasonic Jaguar Racing Jaguar I-Type 1

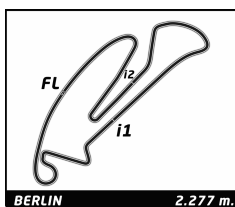
1	A	1:41.942	53.773	22.209	25.960	80.4	1:41.942	
2	A	1:26.638	29.151	24.177	33.310	94.6	3:08.580	
3	A	1:12.319	26.905	20.605	24.809	113.3	4:20.899	
4	A	1:15.544	27.308	22.593	25.643	108.5	5:36.443	
5	A	1:14.523	27.377	20.487	26.659	110.0	6:50.966	
6	A	1:12.773	27.106	20.509	25.158	112.6	8:03.739	
7	A	1:12.210	26.653	20.464	25.093	113.5	9:15.949	
8	A	8:02.326	B	27.639	20.391	7:14.296	17.0	17:18.275
9	A	1:15.345	30.124	20.923	24.298	108.8	18:33.620	
10	A	1:10.405	26.328	20.186	23.891	116.4	19:44.025	
11	A	1:10.718	26.429	20.130	24.159	115.9	20:54.743	
12	B	5:04.248	B	27.429	20.515	4:16.304	26.9	25:58.991
13	B	1:19.416	32.446	22.053	24.917	103.2	27:18.407	
14	B	1:12.769	27.304	20.586	24.879	112.6	28:31.176	
15	B	1:09.688	26.172	19.934	23.582	117.6	29:40.864	
16	B	1:11.611	27.174	20.182	24.255	114.5	30:52.475	

66 **Daniel ABT** DEU
ABT Schaeffler Audi Sport ABT Schaeffler FE02

1	B	1:25.555	37.974	22.244	25.337	95.8	1:25.555	
2	B	1:12.170	26.872	20.500	24.798	113.6	2:37.725	
3	B	1:10.350	26.203	20.364	23.783	116.5	3:48.075	
4	B	1:10.121	26.193	20.123	23.805	116.9	4:58.196	
5	B	1:10.260	26.178	20.083	23.999	116.7	6:08.456	
6	B	1:15.036	26.198	20.289	28.549	109.2	7:23.492	
7	B	1:10.328	26.106	20.155	24.067	116.6	8:33.820	
8	B	1:14.131	26.509	20.751	26.871	110.6	9:47.951	
9	B	1:10.308	26.220	20.150	23.938	116.6	10:58.259	
10	B	1:30.755	28.720	32.862	29.173	90.3	12:29.014	
11	B	1:24.124	28.684	27.809	27.631	97.4	13:53.138	
12	B	1:10.195	26.118	20.075	24.002	116.8	15:03.333	
13	A	5:34.068	B	29.662	27.515	4:36.891	24.5	20:37.401
14	A	1:22.879	35.307	21.612	25.960	98.9	22:00.280	
15	A	1:17.788	27.985	21.182	28.621	105.4	23:18.068	
16	A	1:08.929	25.715	19.785	23.429	118.9	24:26.997	
17	A	1:27.037	30.323	30.353	26.361	94.2	25:54.034	
18	A	1:09.346	26.251	19.630	23.465	118.2	27:03.380	
19	A	1:16.767	29.242	22.436	25.089	106.8	28:20.147	
20	A	1:10.526	26.177	20.256	24.093	116.2	29:30.673	
21	A	1:11.490	26.723	20.157	24.610	114.7	30:42.163	

88 **Oliver TURVEY** GBR
NEXTEV NIO NextEV TCR Formula 002

1	B	3:00.321	2:06.153	25.542	28.626	45.5	3:00.321
---	---	----------	----------	--------	--------	------	----------



FIA Formula E Championship

Round 7 - Berlin ePrix

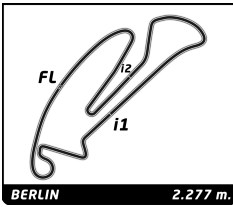
Non Qualifying Practice 2

Analysis

Official Timekeeper TAG Heuer

■ Personal Best
 ■ Session Best
 B Crossing the finish line in pit lane

Lap	C	Time	Sector 1	Sector 2	Sector 3	Kph	Elapsed	Lap	Time	Sector 1	Sector 2	Sector 3	Kph	Elapsed
2	B	1:08.661	25.803	19.584	23.274	119.4	4:08.982							
3	B	1:14.326	26.006	21.166	27.154	110.3	5:23.308							
4	B	1:09.886	26.025	19.996	23.865	117.3	6:33.194							
5	B	1:13.570	27.797	21.112	24.661	111.4	7:46.764							
6	B	1:12.657	27.601	20.592	24.464	112.8	8:59.421							
7	B	1:11.990	26.912	20.517	24.561	113.9	10:11.411							
8	B	1:20.654	27.596	23.149	29.909	101.6	11:32.065							
9	B	1:14.128	26.335	21.838	25.955	110.6	12:46.193							
10	B	1:11.203	26.569	20.646	23.988	115.1	13:57.396							
11	B	1:17.350	26.413	23.117	27.820	106.0	15:14.746							
12	B	1:10.761	26.290	20.204	24.267	115.8	16:25.507							
13	A	5:07.846 B	27.329	20.488	4:20.029	26.6	21:33.353							
14	A	1:27.741	35.707	24.266	27.768	93.4	23:01.094							
15	A	1:17.412	29.857	22.017	25.538	105.9	24:18.506							
16	A	1:08.748	25.584	19.577	23.587	119.2	25:27.254							
17	A	1:18.703	29.679	23.392	25.632	104.2	26:45.957							
18	A	1:10.181	26.244	20.159	23.778	116.8	27:56.138							



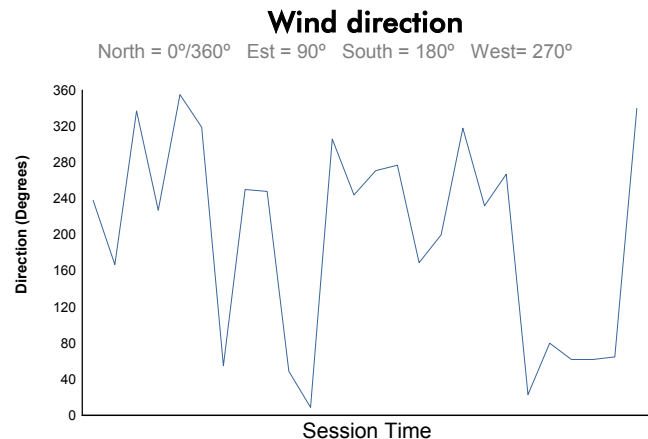
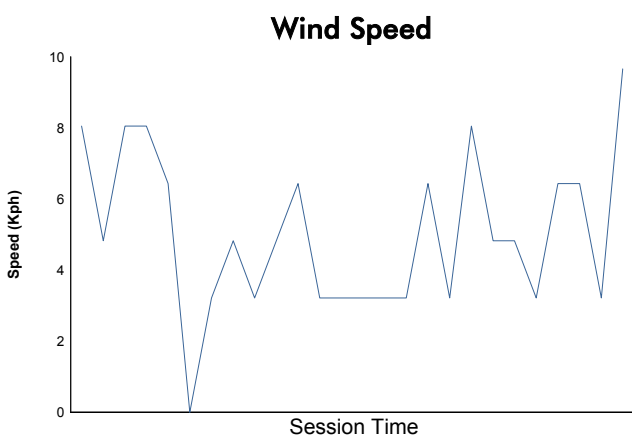
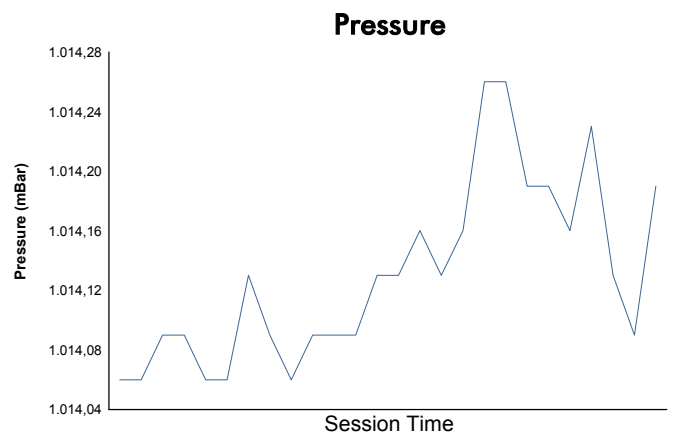
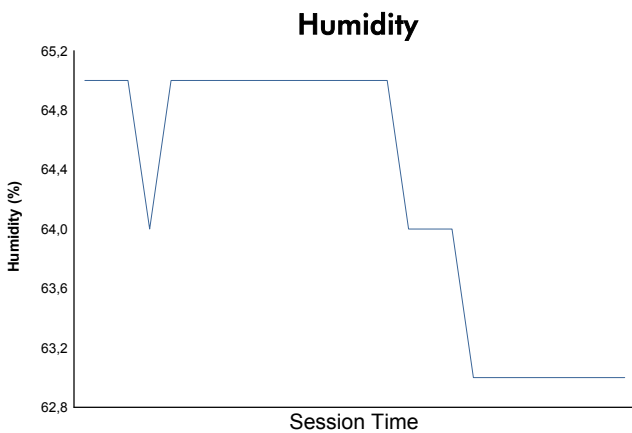
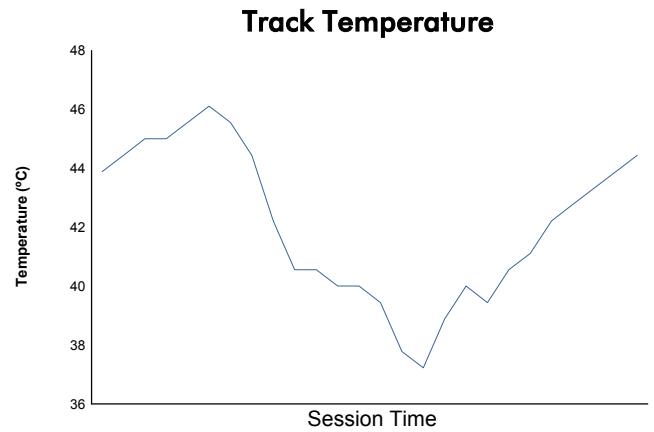
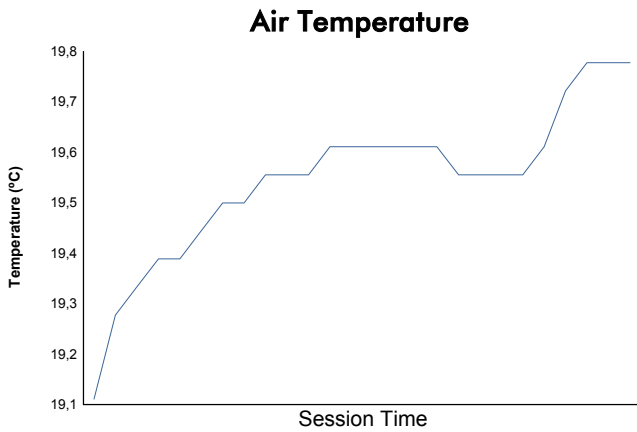
Round 7 - Berlin ePrix

FIA Formula E Championship

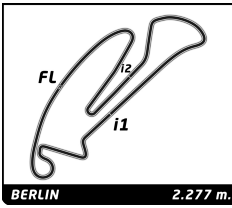
Non Qualifying Practice 2

Weather Report

Official Timekeeper



Track Status: **DRY**



FIA Formula E Championship

Round 7 - Berlin ePrix

Qualifying 1 Group 1

Classification

Official Timekeeper TAG Heuer

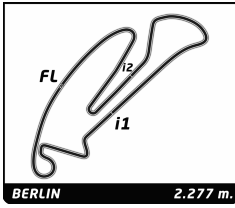
Nr.	Driver	Nat	Team	Car	Time	Lap	Total	Gap	Kph
1	2 Sam BIRD	GBR	DS Virgin Racing	DS Virgin DSV-02	1:08.321	3	3	-	- 120.0
2	66 Daniel ABT	DEU	ABT Schaeffler Audi Sport	ABT Schaeffler FE02	1:08.620	3	3	+0.299	+0.299 119.5
3	27 Robin FRUNTS	NLD	Andretti Formula E	Andretti ATEC-02	1:09.630	3	3	+1.309	+1.010 117.7
4	47 Adam CARROLL	GBR	Panasonic Jaguar Racing	Jaguar I-Type 1	1:09.898	3	3	+1.577	+0.268 117.3
5	28 Antonio Felix DA COSTA	PRT	Andretti Formula E	Andretti ATEC-02	1:11.147	3	3	+2.826	+1.249 115.2

Fastest Lap	Lap 3	Sam BIRD	1:08.321	120.0 Kph
--------------------	-------	----------	-----------------	-----------

Published at:

Track Status: **DRY**

Race Director:	Timekeeper:
-----------------------	--------------------



FIA Formula E Championship

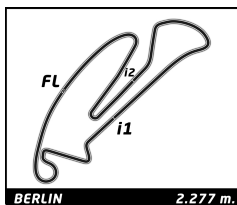
Round 7 - Berlin ePrix

Qualifying 1 Group 1

Best Sector Times

Official Timekeeper TAG Heuer

SECTOR 1			SECTOR 2		SECTOR 3		Pos	Driver	Ideal Lap	Best Lap	
Pos	Driver	Time	Driver	Time	Driver	Time					
1	2 S.BIRD	25.606	2 S.BIRD	19.457	2 S.BIRD	23.258	1	2 S.BIRD	1:08.321	1:08.321	(1)
2	66 D.ABT	25.651	66 D.ABT	19.545	66 D.ABT	23.424	2	66 D.ABT	1:08.620	1:08.620	(2)
3	27 R.FRIJNS	26.013	27 R.FRIJNS	19.767	47 A.CARROLL	23.689	3	27 R.FRIJNS	1:09.630	1:09.630	(3)
4	47 A.CARROLL	26.237	47 A.CARROLL	19.972	28 A.DA COSTA	23.733	4	47 A.CARROLL	1:09.898	1:09.898	(4)
5	28 A.DA COSTA	27.025	28 A.DA COSTA	20.389	27 R.FRIJNS	23.850	5	28 A.DA COSTA	1:11.147	1:11.147	(5)



FIA Formula E Championship

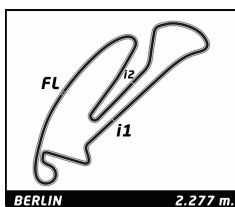
Round 7 - Berlin ePrix

Qualifying 1 Group 1

Fastest Lap Sequence

Official Timekeeper 

Practice Time	Driver	Team	Car	Time	Kph	Lap
4:49.909	27 Robin FRUJNS	Andretti Formula E	Andretti ATEC-02	1:12.579	112.9	2
5:59.539	27 Robin FRUJNS	Andretti Formula E	Andretti ATEC-02	1:09.630	117.7	3
6:17.609	66 Daniel ABT	ABT Schaeffler Audi Sport	ABT Schaeffler FE02	1:08.620	119.5	3
6:25.812	2 Sam BIRD	DS Virgin Racing	DS Virgin DSV-02	1:08.321	120.0	3



FIA Formula E Championship

Round 7 - Berlin ePrix

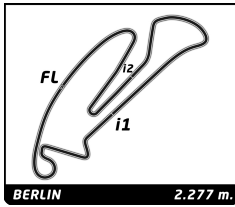
Qualifying 1 Group 1

Analysis

Official Timekeeper TAGHeuer

■ Personal Best
 ■ Session Best
 ■ B Crossing the finish line in pit lane

Lap	C	Time	Sector 1	Sector 2	Sector 3	Kph	Elapsed	Lap	Time	Sector 1	Sector 2	Sector 3	Kph	Elapsed
2		Sam BIRD			GBR				DS Virgin Racing		DS Virgin DSV-02			
1	A	3:59.399	3:13.055	21.522	24.822	34.2	3:59.399							
2	A	1:18.092	26.735	22.802	28.555	105.0	5:17.491							
3	A	1:08.321	25.606	19.457	23.258	120.0	6:25.812							
27		Robin FRIJNS			NLD				Andretti Formula E		Andretti ATEC-02			
1	B	3:37.330	2:48.652	22.489	26.189	37.7	3:37.330							
2	B	1:12.579	27.319	20.992	24.268	112.9	4:49.909							
3	B	1:09.630	26.013	19.767	23.850	117.7	5:59.539							
28		Antonio Felix DA COSTA			PRT				Andretti Formula E		Andretti ATEC-02			
1	B	3:56.731	3:09.685	21.805	25.241	34.6	3:56.731							
2	B	1:15.545	27.272	21.101	27.172	108.5	5:12.276							
3	B	1:11.147	27.025	20.389	23.733	115.2	6:23.423							
47		Adam CARROLL			GBR				Panasonic Jaguar Racing		Jaguar I-Type 1			
1	B	3:43.313	2:54.222	23.025	26.066	36.7	3:43.313							
2	B	1:13.441	27.359	21.435	24.647	111.6	4:56.754							
3	B	1:09.898	26.237	19.972	23.689	117.3	6:06.652							
66		Daniel ABT			DEU				ABT Schaeffler Audi Sport		ABT Schaeffler FE02			
1	B	3:54.061	3:05.476	23.125	25.460	35.0	3:54.061							
2	B	1:14.928	26.925	21.799	26.204	109.4	5:08.989							
3	B	1:08.620	25.651	19.545	23.424	119.5	6:17.609							



Round 7 - Berlin ePrix

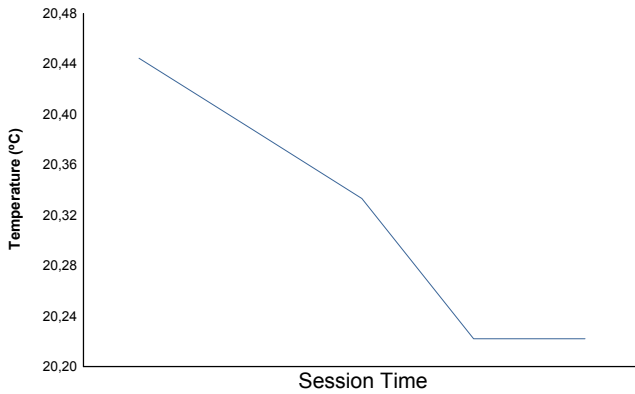
FIA Formula E Championship

Qualifying 1 Group 1

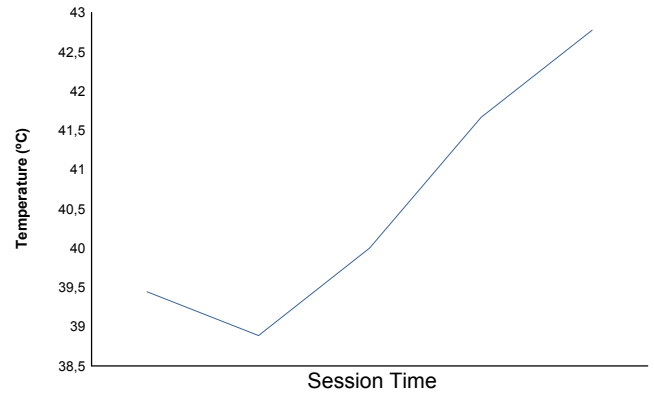
Weather Report

Official Timekeeper

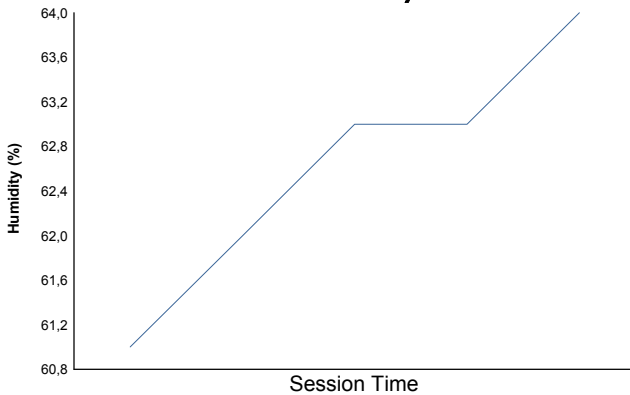
Air Temperature



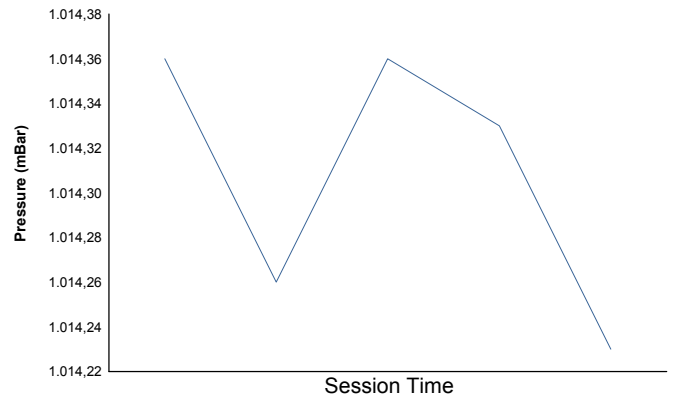
Track Temperature



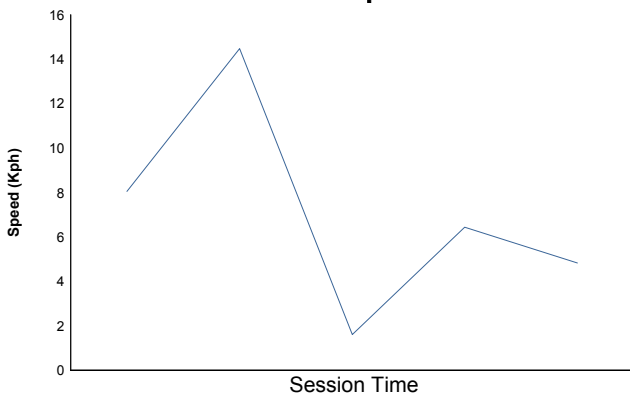
Humidity



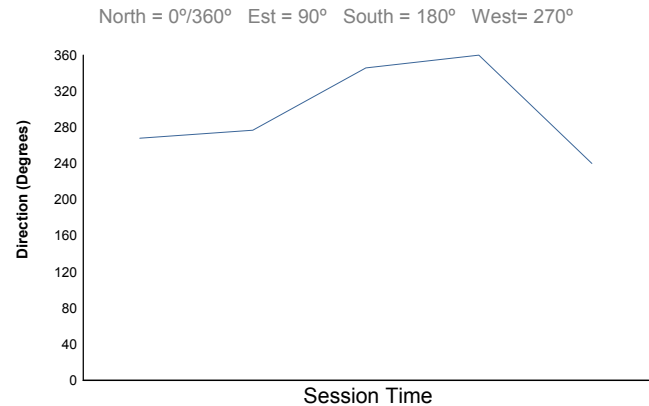
Pressure



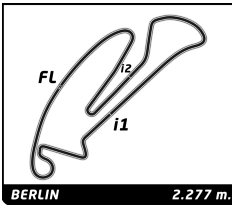
Wind Speed



Wind direction



Track Status: **DRY**



FIA Formula E Championship

Round 7 - Berlin ePrix

Qualifying 1 Group 2

Classification

Official Timekeeper TAGHeuer

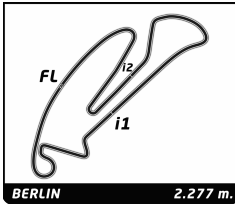
Nr.	Driver	Nat	Team	Car	Time	Lap	Total	Gap	Kph
1	25 Jean-Eric VERGNE	FRA	TECHEETAH	Renault Z.E. 16	1:08.457	3	3	-	- 119.7
2	8 Nicolas PROST	FRA	Renault e.dams	Renault Z.E. 16	1:08.692	3	3	+0.235	+0.235 119.3
3	7 Jérôme D'AMBROSIO	BEL	Faraday Future Dragon Racing	Penske 701-EV	1:08.825	3	3	+0.368	+0.133 119.1
4	5 Maro ENGEL	DEU	Venturi Formula E Team	Venturi VM200-FE-02	1:08.846	3	3	+0.389	+0.021 119.1
5	6 Loïc DUVAL	FRA	Faraday Future Dragon Racing	Penske 701-EV	1:09.923	3	3	+1.466	+1.077 117.2

Fastest Lap	Lap 3	Jean-Eric VERGNE	1:08.457	119.7 Kph
--------------------	-------	------------------	-----------------	-----------

Published at:

Track Status: **DRY**

Race Director:	Timekeeper:
-----------------------	--------------------



FIA Formula E Championship

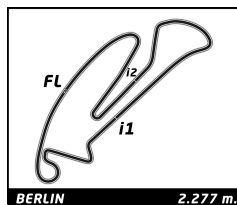
Round 7 - Berlin ePrix

Qualifying 1 Group 2

Best Sector Times

Official Timekeeper TAG Heuer

SECTOR 1			SECTOR 2		SECTOR 3		Pos	Driver	Ideal Lap	Best Lap	
Pos	Driver	Time	Driver	Time	Driver	Time					
1	25 J.VERGNE	25.617	25 J.VERGNE	19.499	7 J.D'AMBROSIO	23.288	1	25 J.VERGNE	1:08.457	1:08.457	(1)
2	5 M.ENGEL	25.712	8 N.PROST	19.519	25 J.VERGNE	23.341	2	8 N.PROST	1:08.692	1:08.692	(2)
3	8 N.PROST	25.758	7 J.D'AMBROSIO	19.627	5 M.ENGEL	23.415	3	7 J.D'AMBROSIO	1:08.825	1:08.825	(3)
4	7 J.D'AMBROSIO	25.910	5 M.ENGEL	19.719	8 N.PROST	23.415	4	5 M.ENGEL	1:08.846	1:08.846	(4)
5	6 L.DUVAL	26.021	6 L.DUVAL	19.914	6 L.DUVAL	23.988	5	6 L.DUVAL	1:09.923	1:09.923	(5)



FIA Formula E Championship

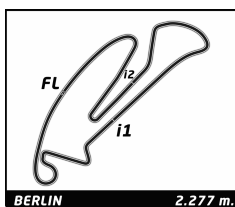
Round 7 - Berlin ePrix

Qualifying 1 Group 2

Fastest Lap Sequence

Official Timekeeper 

Practice Time	Driver	Team	Car	Time	Kph	Lap
3:58.950	5 Maro ENGEL	Venturi Formula E Team	Venturi VM200-FE-02	1:17.829	105.3	2
4:52.615	8 Nicolas PROST	Renault e.dams	Renault Z.E. 16	1:15.555	108.5	2
5:01.671	7 Jérôme D'AMBROSIO	Faraday Future Dragon Racing	Penske 701-EV	1:13.554	111.4	2
5:07.796	5 Maro ENGEL	Venturi Formula E Team	Venturi VM200-FE-02	1:08.846	119.1	3
6:01.307	8 Nicolas PROST	Renault e.dams	Renault Z.E. 16	1:08.692	119.3	3
6:31.712	25 Jean-Eric VERGNE	TECHEETAH	Renault Z.E. 16	1:08.457	119.7	3



FIA Formula E Championship

Round 7 - Berlin ePrix

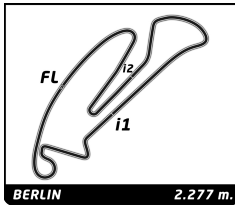
Qualifying 1 Group 2

Analysis

Official Timekeeper TAGHeuer

■ Personal Best
 ■ Session Best
 ■ B Crossing the finish line in pit lane

Lap	C	Time	Sector 1	Sector 2	Sector 3	Kph	Elapsed	Lap	Time	Sector 1	Sector 2	Sector 3	Kph	Elapsed
5		Maro ENGEL			DEU									
		Venturi Formula E Team			Venturi VM200-FE-02									
1	B	2:41.121	1:54.797	21.054	25.270	50.9	2:41.121							
2	B	1:17.829	28.448	21.741	27.640	105.3	3:58.950							
3	B	1:08.846	25.712	19.719	23.415	119.1	5:07.796							
6		Loïc DUVAL			FRA									
		Faraday Future Dragon Racing			Penske 701-EV									
1	B	4:09.691	3:17.347	25.650	26.694	32.8	4:09.691							
2	B	1:20.483	28.635	22.298	29.550	101.9	5:30.174							
3	B	1:09.923	26.021	19.914	23.988	117.2	6:40.097							
7		Jérôme D'AMBROSIO			BEL									
		Faraday Future Dragon Racing			Penske 701-EV									
1	A	3:48.117	3:01.391	21.412	25.314	35.9	3:48.117							
2	A	1:13.554	27.285	21.734	24.535	111.4	5:01.671							
3	A	1:08.825	25.910	19.627	23.288	119.1	6:10.496							
8		Nicolas PROST			FRA									
		Renault e.dams			Renault Z.E. 16									
1	A	3:37.060	2:47.938	22.792	26.330	37.8	3:37.060							
2	A	1:15.555	28.842	22.330	24.383	108.5	4:52.615							
3	A	1:08.692	25.758	19.519	23.415	119.3	6:01.307							
25		Jean-Eric VERGNE			FRA									
		TECHEETAH			Renault Z.E. 16									
1	B	4:04.651	3:11.176	26.446	27.029	33.5	4:04.651							
2	B	1:18.604	29.554	23.273	25.777	104.3	5:23.255							
3	B	1:08.457	25.617	19.499	23.341	119.7	6:31.712							



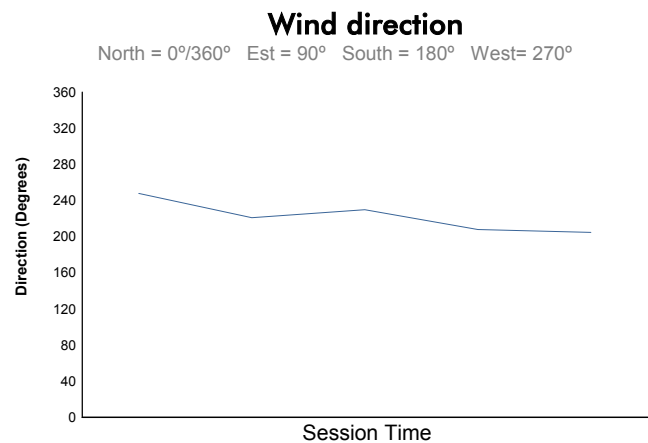
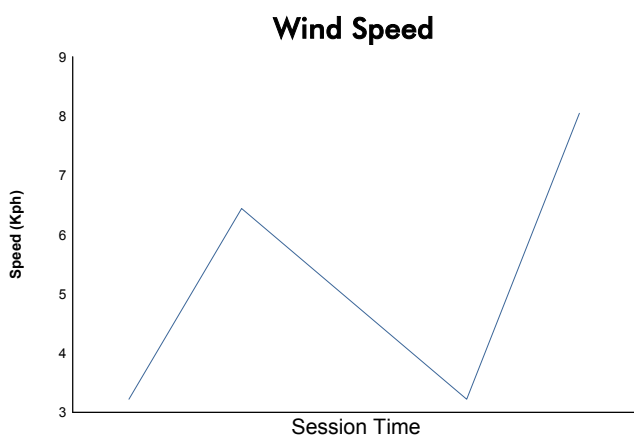
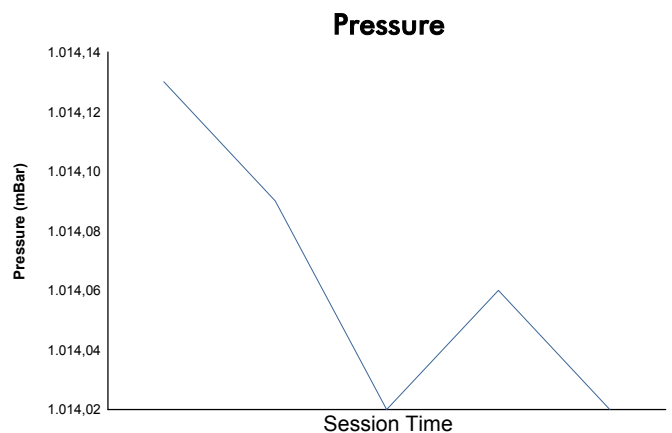
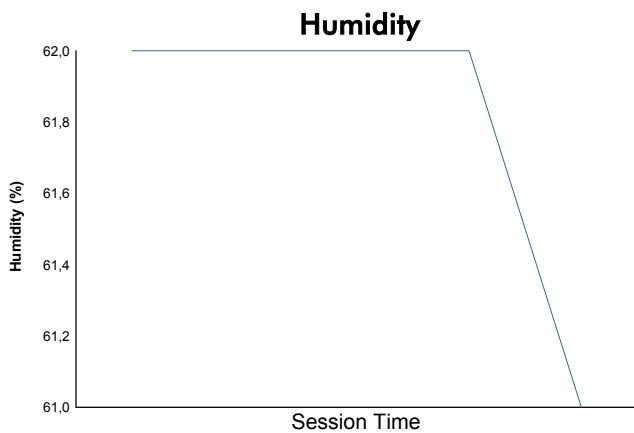
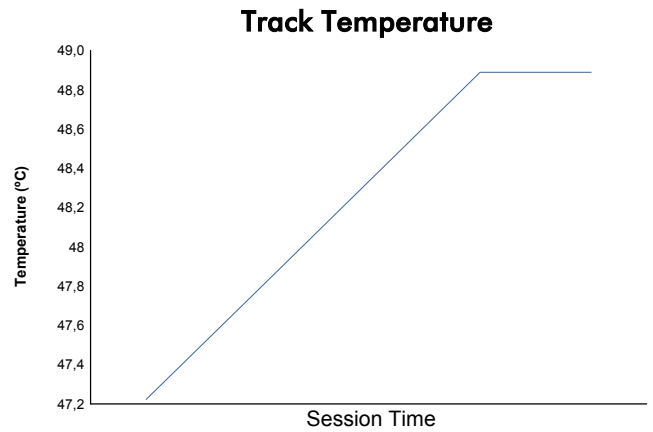
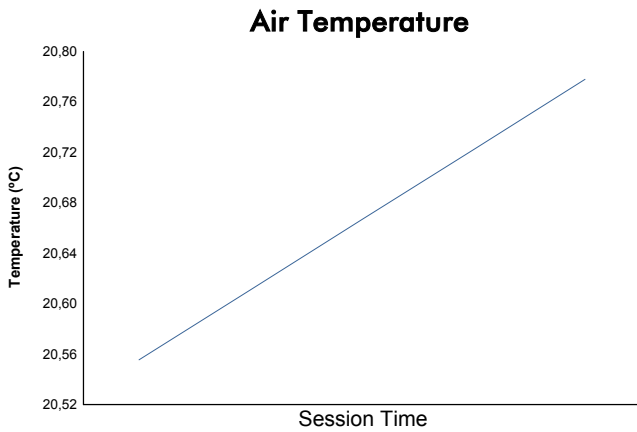
Round 7 - Berlin ePrix

FIA Formula E Championship

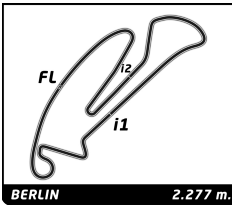
Qualifying 1 Group 2

Weather Report

Official Timekeeper



Track Status: **DRY**



FIA Formula E Championship

Round 7 - Berlin ePrix

Qualifying 1 Group 3

Classification

Official Timekeeper TAG Heuer

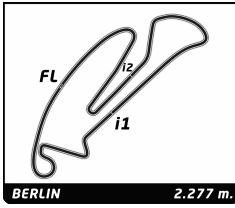
Nr.	Driver	Nat	Team	Car	Time	Lap	Total	Gap	Kph
1	19 Felix ROSENQVIST	SWE	Mahindra Racing	Mahindra M3Electro	1:08.171	3	3	-	- 120.2
2	37 José María LOPEZ	ARG	DS Virgin Racing	DS Virgin DSV-02	1:08.349	3	3	+0.178	+0.178 119.9
3	11 Lucas DI GRASSI	BRA	ABT Schaeffler Audi Sport	ABT Schaeffler FE02	1:08.387	3	3	+0.216	+0.038 119.9
4	3 Nelson PIQUET JR	BRA	NEXTEV NIO	NextEV TCR Formula 002	1:08.961	3	3	+0.790	+0.574 118.9
5	20 Mitch EVANS	NZL	Panasonic Jaguar Racing	Jaguar I-Type 1	1:09.219	3	3	+1.048	+0.258 118.4

Fastest Lap	Lap 3	Felix ROSENQVIST	1:08.171	120.2 Kph
--------------------	-------	------------------	-----------------	-----------

Published at:

Track Status: **DRY**

Race Director:	Timekeeper:
-----------------------	--------------------



FIA Formula E Championship

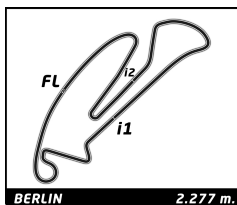
Round 7 - Berlin ePrix

Qualifying 1 Group 3

Best Sector Times

Official Timekeeper TAG Heuer

SECTOR 1			SECTOR 2		SECTOR 3		Pos	Driver	Ideal Lap	Best Lap	
Pos	Driver	Time	Driver	Time	Driver	Time					
1	37 J.LOPEZ	25.522	19 F.ROSENQVIST	19.394	19 F.ROSENQVIST	23.241	1	19 F.ROSENQVIST	1:08.171	1:08.171	(1)
2	19 F.ROSENQVIST	25.536	11 L.DI GRASSI	19.488	11 L.DI GRASSI	23.266	2	37 J.LOPEZ	1:08.349	1:08.349	(2)
3	11 L.DI GRASSI	25.633	37 J.LOPEZ	19.530	37 J.LOPEZ	23.297	3	11 L.DI GRASSI	1:08.387	1:08.387	(3)
4	3 N.PIQUET JR	25.878	3 N.PIQUET JR	19.647	3 N.PIQUET JR	23.436	4	3 N.PIQUET JR	1:08.961	1:08.961	(4)
5	20 M.EVANS	26.003	20 M.EVANS	19.746	20 M.EVANS	23.470	5	20 M.EVANS	1:09.219	1:09.219	(5)



FIA Formula E Championship

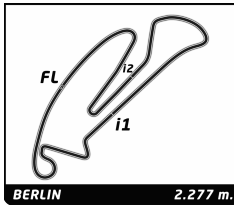
Round 7 - Berlin ePrix

Qualifying 1 Group 3

Fastest Lap Sequence

Official Timekeeper 

Practice Time	Driver	Team	Car	Time	Kph	Lap
2:51.514	37 José Maria LOPEZ	DS Virgin Racing	DS Virgin DSV-02	1:18.719	104.1	2
3:02.778	11 Lucas DI GRASSI	ABT Schaeffler Audi Sport	ABT Schaeffler FE02	1:14.654	109.8	2
3:59.863	37 José Maria LOPEZ	DS Virgin Racing	DS Virgin DSV-02	1:08.349	119.9	3
4:30.151	19 Felix ROSENQVIST	Mahindra Racing	Mahindra M3Electro	1:08.171	120.2	3



FIA Formula E Championship

Round 7 - Berlin ePrix

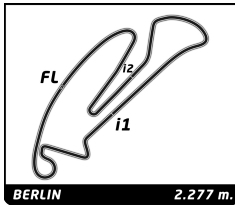
Qualifying 1 Group 3

Analysis

Official Timekeeper TAG Heuer

■ Personal Best
 ■ Session Best
 ■ B Crossing the finish line in pit lane

Lap	C	Time	Sector 1	Sector 2	Sector 3	Kph	Elapsed	Lap	Time	Sector 1	Sector 2	Sector 3	Kph	Elapsed
3		Nelson PIQUET JR			BRA					NextEV TCR Formula 002				
		NEXTEV NIO												
1	A	2:09.935	1:21.330	22.458	26.147	63.1	2:09.935							
2	A	1:18.524	27.000	26.231	25.293	104.4	3:28.459							
3	A	1:08.961	25.878	19.647	23.436	118.9	4:37.420							
11		Lucas DI GRASSI			BRA					ABT Schaeffler Audi Sport				
		ABT Schaeffler Audi Sport			ABT Schaeffler FE02									
1	B	1:48.124	58.694	23.473	25.957	75.8	1:48.124							
2	B	1:14.654	27.375	22.060	25.219	109.8	3:02.778							
3	B	1:08.387	25.633	19.488	23.266	119.9	4:11.165							
19		Felix ROSENQVIST			SWE					Mahindra Racing				
		Mahindra Racing			Mahindra M3Electro									
1	A	1:52.977	56.715	25.564	30.698	72.6	1:52.977							
2	A	1:29.003	33.092	29.511	26.400	92.1	3:21.980							
3	A	1:08.171	25.536	19.394	23.241	120.2	4:30.151							
20		Mitch EVANS			NZL					Panasonic Jaguar Racing				
		Panasonic Jaguar Racing			Jaguar I-Type 1									
1	A	3:46.026	2:51.680	26.952	27.394	36.3	3:46.026							
2	A	1:18.651	30.164	24.094	24.393	104.2	5:04.677							
3	A	1:09.219	26.003	19.746	23.470	118.4	6:13.896							
37		José Maria LOPEZ			ARG					DS Virgin Racing				
		DS Virgin Racing			DS Virgin DSV-02									
1	B	1:32.795	42.097	24.053	26.645	88.3	1:32.795							
2	B	1:18.719	30.128	23.707	24.884	104.1	2:51.514							
3	B	1:08.349	25.522	19.530	23.297	119.9	3:59.863							



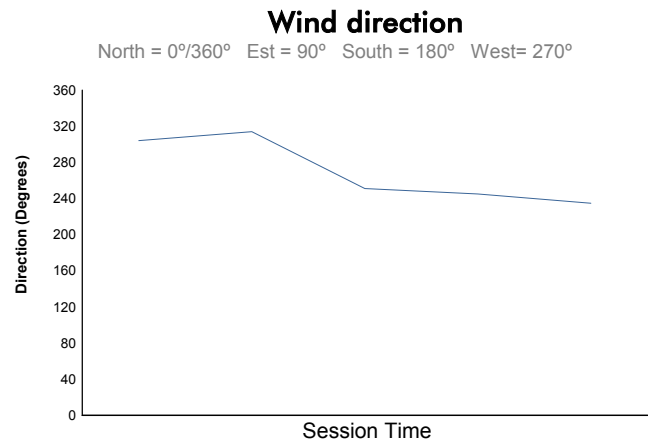
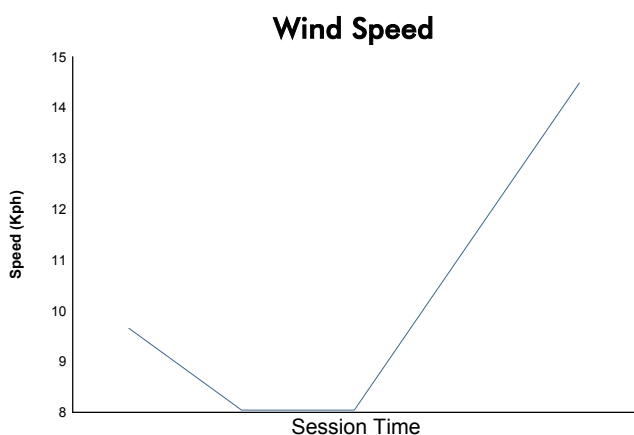
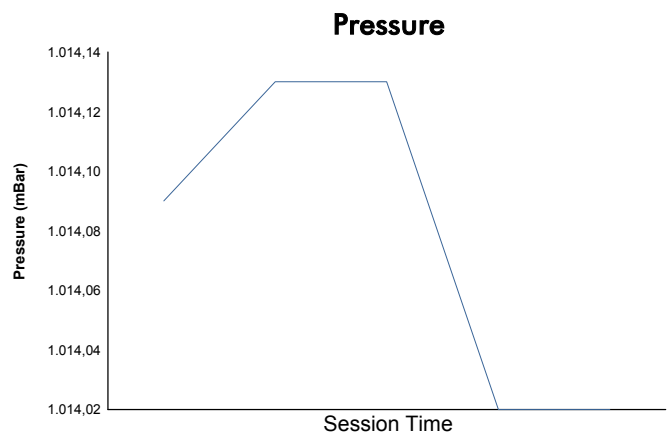
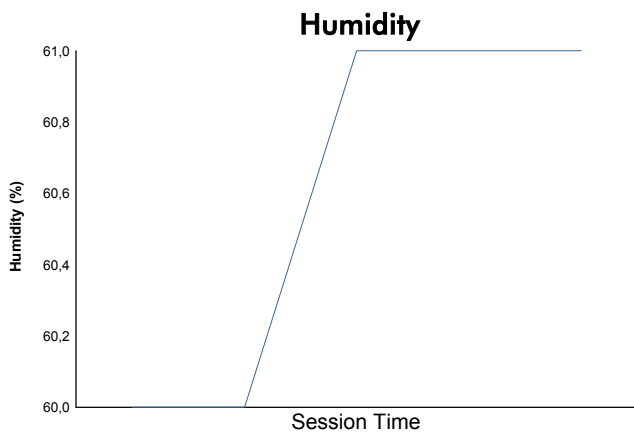
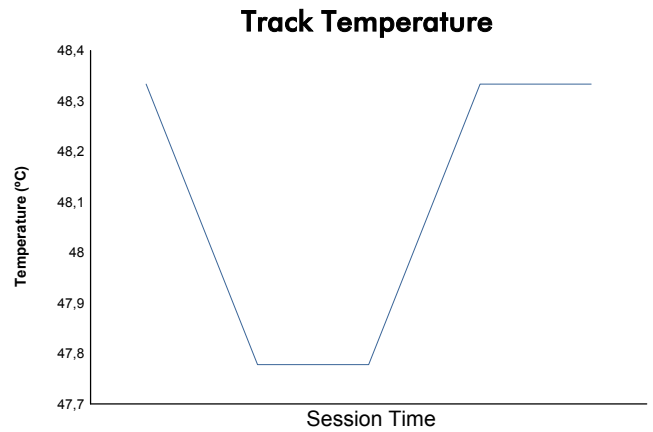
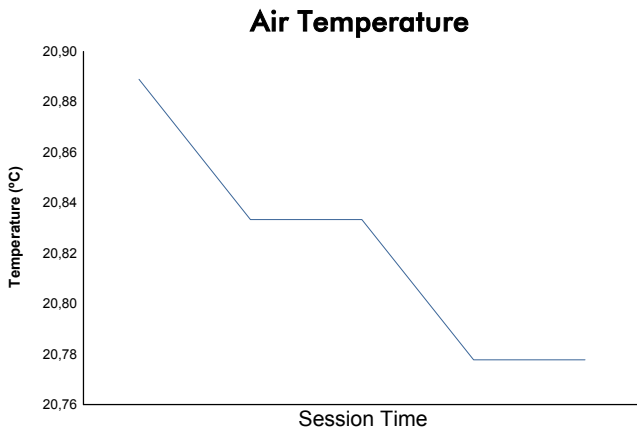
Round 7 - Berlin ePrix

FIA Formula E Championship

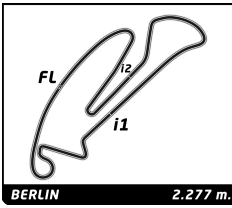
Qualifying 1 Group 3

Weather Report

Official Timekeeper



Track Status: **DRY**



FIA Formula E Championship

Round 7 - Berlin ePrix

Qualifying 1 Group 4

Classification

Official Timekeeper TAG Heuer

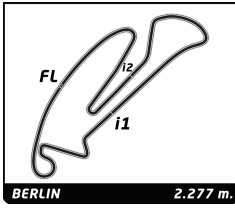
Nr.	Driver	Nat	Team	Car	Time	Lap	Total	Gap	Kph
1	23 Nick HEIDFELD	DEU	Mahindra Racing	Mahindra M3Electro	1:08.325	3	3	-	- 120.0
2	88 Oliver TURVEY	GBR	NEXTEV NIO	NextEV TCR Formula 002	1:08.607	3	3	+0.282	+0.282 119.5
3	33 Stéphane SARRAZIN	FRA	TECHEETAH	Renault Z.E. 16	1:08.890	3	3	+0.565	+0.283 119.0
4	9 Sébastien BUEMI	CHE	Renault e.dams	Renault Z.E. 16	1:09.010	2	2	+0.685	+0.120 118.8
5	4 Tom DILLMANN	FRA	Venturi Formula E Team	Venturi VM200-FE-02	1:09.214	3	3	+0.889	+0.204 118.4

Fastest Lap	Lap 3	Nick HEIDFELD	1:08.325	120.0 Kph
--------------------	-------	---------------	-----------------	-----------

Published at:

Track Status: **DRY**

Race Director:	Timekeeper:
-----------------------	--------------------



FIA Formula E Championship

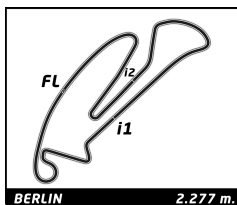
Round 7 - Berlin ePrix

Qualifying 1 Group 4

Best Sector Times

Official Timekeeper TAG Heuer

SECTOR 1			SECTOR 2		SECTOR 3		Pos	Driver	Ideal Lap	Best Lap	
Pos	Driver	Time	Driver	Time	Driver	Time					
1	23 N.HEIDFELD	25.513	23 N.HEIDFELD	19.585	23 N.HEIDFELD	23.227	1	23 N.HEIDFELD	1:08.325	1:08.325	(1)
2	9 S.BUEMI	25.564	4 T.DILLMANN	19.625	88 O.TURVEY	23.288	2	88 O.TURVEY	1:08.607	1:08.607	(2)
3	33 S.SARRAZIN	25.652	88 O.TURVEY	19.653	33 S.SARRAZIN	23.542	3	33 S.SARRAZIN	1:08.890	1:08.890	(3)
4	88 O.TURVEY	25.666	33 S.SARRAZIN	19.696	9 S.BUEMI	23.630	4	9 S.BUEMI	1:09.010	1:09.010	(4)
5	4 T.DILLMANN	25.906	9 S.BUEMI	19.816	4 T.DILLMANN	23.683	5	4 T.DILLMANN	1:09.214	1:09.214	(5)



FIA Formula E Championship

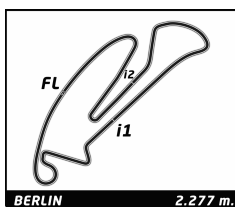
Round 7 - Berlin ePrix

Qualifying 1 Group 4

Fastest Lap Sequence

Official Timekeeper 

Practice Time	Driver	Team	Car	Time	Kph	Lap
2:35.773	9 Sébastien BUEMI	Renault e.dams	Renault Z.E. 16	1:09.010	118.8	2
4:58.453	88 Oliver TURVEY	NEXTEV NIO	NextEV TCR Formula 002	1:08.607	119.5	3
6:44.626	23 Nick HEIDFELD	Mahindra Racing	Mahindra M3Electro	1:08.325	120.0	3



FIA Formula E Championship

Round 7 - Berlin ePrix

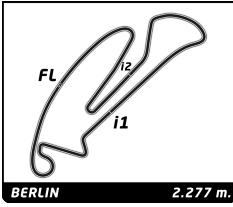
Qualifying 1 Group 4

Analysis

Official Timekeeper TAG Heuer

■ Personal Best
 ■ Session Best
 ■ B Crossing the finish line in pit lane

Lap	C	Time	Sector 1	Sector 2	Sector 3	Kph	Elapsed	Lap	Time	Sector 1	Sector 2	Sector 3	Kph	Elapsed
4		Tom DILLMANN			FRA									
		Venturi Formula E Team			Venturi VM200-FE-02									
1	B	4:03.130	3:14.184	23.044	25.902	33.7	4:03.130							
2	B	1:11.878	26.672	20.318	24.888	114.0	5:15.008							
3	B	1:09.214	25.906	19.625	23.683	118.4	6:24.222							
9		Sébastien BUEMI			CHE									
		Renault e.dams			Renault Z.E. 16									
1	B	1:26.763	38.674	22.406	25.683	94.5	1:26.763							
2	B	1:09.010	25.564	19.816	23.630	118.8	2:35.773							
23		Nick HEIDFELD			DEU									
		Mahindra Racing			Mahindra M3Electro									
1	A	4:15.512	3:14.956	26.790	33.766	32.1	4:15.512							
2	A	1:20.789	29.108	24.035	27.646	101.5	5:36.301							
3	A	1:08.325	25.513	19.585	23.227	120.0	6:44.626							
33		Stéphane SARRAZIN			FRA									
		TECHEETAH			Renault Z.E. 16									
1	A	2:42.434	1:48.876	25.398	28.160	50.5	2:42.434							
2	A	1:15.491	27.732	23.559	24.200	108.6	3:57.925							
3	A	1:08.890	25.652	19.696	23.542	119.0	5:06.815							
88		Oliver TURVEY			GBR									
		NEXTEV NIO			NextEV TCR Formula 002									
1	A	2:30.266	1:38.694	24.415	27.157	54.6	2:30.266							
2	A	1:19.580	29.371	23.055	27.154	103.0	3:49.846							
3	A	1:08.607	25.666	19.653	23.288	119.5	4:58.453							



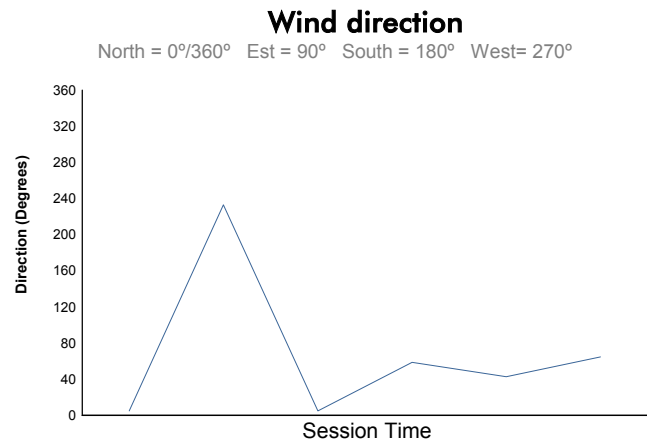
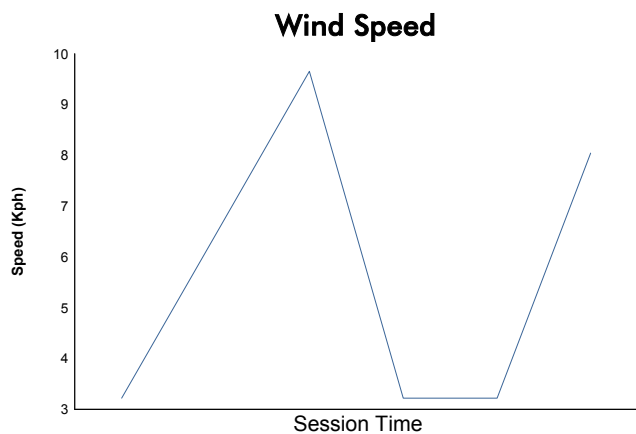
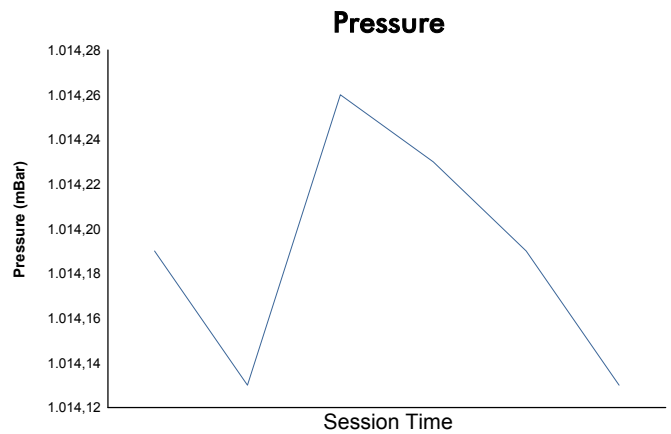
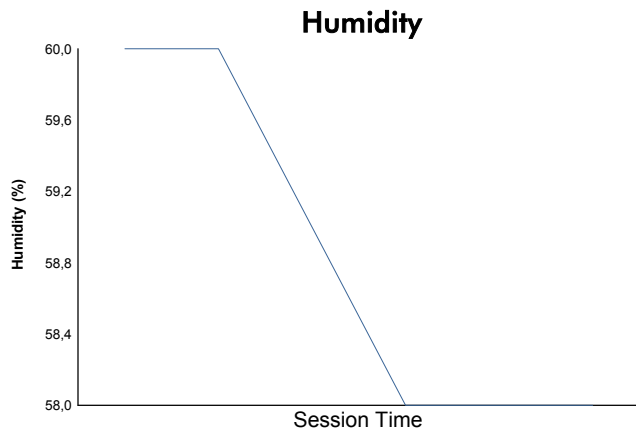
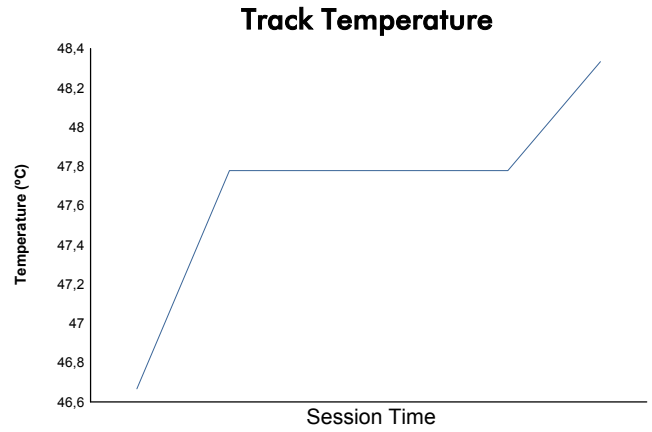
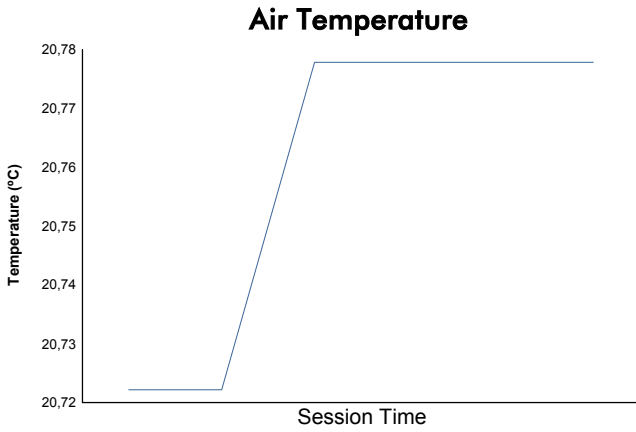
Round 7 - Berlin ePrix

FIA Formula E Championship

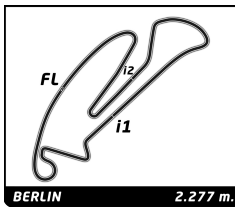
Qualifying 1 Group 4

Weather Report

Official Timekeeper



Track Status: **DRY**



FIA Formula E Championship

Round 7 - Berlin ePrix

Qualifying 1 Groups

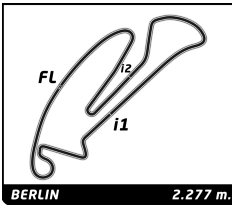
Classification

Official Timekeeper 

Nr.	Driver	NAT	Team	Time	Gap	Session
1	19 Felix ROSENQVIST	SWE	Mahindra Racing	1:08.171		Qualifying Group 3
2	2 Sam BIRD	GBR	DS Virgin Racing	1:08.321	0.150	Qualifying Group 1
3	23 Nick HEIDFELD	DEU	Mahindra Racing	1:08.325	0.154	Qualifying Group 4
4	37 José Maria LOPEZ	ARG	DS Virgin Racing	1:08.349	0.178	Qualifying Group 3
5	11 Lucas DI GRASSI	BRA	ABT Schaeffler Audi Sport	1:08.387	0.216	Qualifying Group 3
6	25 Jean-Eric VERGNE	FRA	TECHEETAH	1:08.457	0.286	Qualifying Group 2
7	88 Oliver TURVEY	GBR	NEXTEV NIO	1:08.607	0.436	Qualifying Group 4
8	66 Daniel ABT	DEU	ABT Schaeffler Audi Sport	1:08.620	0.449	Qualifying Group 1
9	8 Nicolas PROST	FRA	Renault e.dams	1:08.692	0.521	Qualifying Group 2
10	7 Jérôme D'AMBROSIO	BEL	Faraday Future Dragon Racing	1:08.825	0.654	Qualifying Group 2
11	5 Maro ENGEL	DEU	Venturi Formula E Team	1:08.846	0.675	Qualifying Group 2
12	33 Stéphane SARRAZIN	FRA	TECHEETAH	1:08.890	0.719	Qualifying Group 4
13	3 Nelson PIQUET JR	BRA	NEXTEV NIO	1:08.961	0.790	Qualifying Group 3
14	9 Sébastien BUEMI	CHE	Renault e.dams	1:09.010	0.839	Qualifying Group 4
15	4 Tom DILLMANN	FRA	Venturi Formula E Team	1:09.214	1.043	Qualifying Group 4
16	20 Mitch EVANS	NZL	Panasonic Jaguar Racing	1:09.219	1.048	Qualifying Group 3
17	27 Robin FRIJNS	NLD	Andretti Formula E	1:09.630	1.459	Qualifying Group 1
18	47 Adam CARROLL	GBR	Panasonic Jaguar Racing	1:09.898	1.727	Qualifying Group 1
19	6 Loïc DUVAL	FRA	Faraday Future Dragon Racing	1:09.923	1.752	Qualifying Group 2
20	28 Antonio Felix DA COSTA	PRT	Andretti Formula E	1:11.147	2.976	Qualifying Group 1

Race Director:

Timekeeper:



FIA Formula E Championship

Round 7 - Berlin ePrix

Super Pole 1

Classification

Official Timekeeper TAG Heuer

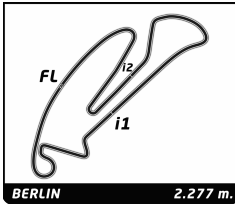
Nr.	Driver	Nat	Team	Car	Time	Lap	Total	Gap	Kph
1	11 Lucas DI GRASSI	BRA	ABT Schaeffler Audi Sport	ABT Schaeffler FE02	1:08.312	2	2	-	- 120.0
2	37 José María LOPEZ	ARG	DS Virgin Racing	DS Virgin DSV-02	1:08.313	2	2	+0.001	+0.001 120.0
3	19 Felix ROSENQVIST	SWE	Mahindra Racing	Mahindra M3Electro	1:08.395	2	2	+0.083	+0.082 119.9
4	23 Nick HEIDFELD	DEU	Mahindra Racing	Mahindra M3Electro	1:08.650	2	2	+0.338	+0.255 119.4
5	2 Sam BIRD	GBR	DS Virgin Racing	DS Virgin DSV-02	1:09.724	2	2	+1.412	+1.074 117.6

Fastest Lap	Lap 2	Lucas DI GRASSI	1:08.312	120.0 Kph
--------------------	-------	-----------------	-----------------	-----------

Published at:

Track Status: **DRY**

Race Director:	Timekeeper:
-----------------------	--------------------



FIA Formula E Championship

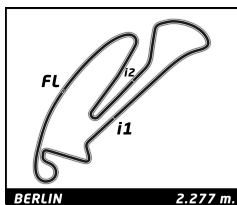
Round 7 - Berlin ePrix

Super Pole 1

Best Sector Times

Official Timekeeper TAG Heuer

SECTOR 1			SECTOR 2		SECTOR 3		Pos	Driver	Ideal Lap	Best Lap	
Pos	Driver	Time	Driver	Time	Driver	Time					
1	19 F.ROSENQVIST	25.429	19 F.ROSENQVIST	19.496	37 J.LOPEZ	23.246	1	11 L.DI GRASSI	1:08.312	1:08.312	(1)
2	11 L.DI GRASSI	25.551	37 J.LOPEZ	19.509	11 L.DI GRASSI	23.250	2	37 J.LOPEZ	1:08.313	1:08.313	(2)
3	37 J.LOPEZ	25.558	11 L.DI GRASSI	19.511	23 N.HEIDFELD	23.417	3	19 F.ROSENQVIST	1:08.395	1:08.395	(3)
4	23 N.HEIDFELD	25.624	23 N.HEIDFELD	19.609	19 F.ROSENQVIST	23.470	4	23 N.HEIDFELD	1:08.650	1:08.650	(4)
5	2 S.BIRD	25.726	2 S.BIRD	20.432	2 S.BIRD	23.566	5	2 S.BIRD	1:09.724	1:09.724	(5)



FIA Formula E Championship

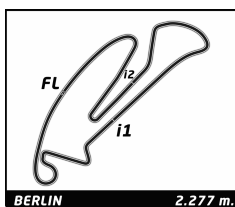
Round 7 - Berlin ePrix

Super Pole 1

Fastest Lap Sequence

Official Timekeeper 

Practice Time	Driver	Team	Car	Time	Kph	Lap
2:33.398	11 Lucas DI GRASSI	ABT Schaeffler Audi Sport	ABT Schaeffler FE02	1:08.312	120.0	2



FIA Formula E Championship

Round 7 - Berlin ePrix

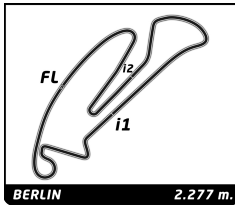
Super Pole 1

Analysis

Official Timekeeper TAGHeuer

■ Personal Best
 ■ Session Best
 ■ B Crossing the finish line in pit lane

Lap	C	Time	Sector 1	Sector 2	Sector 3	Kph	Elapsed	Lap	Time	Sector 1	Sector 2	Sector 3	Kph	Elapsed	
2		Sam BIRD													GBR
		DS Virgin Racing								DS Virgin DSV-02					
1	A	8:17.309	7:28.290	23.295	25.724	16.5	8:17.309								
2	A	1:09.724	25.726	20.432	23.566	117.6	9:27.033								
11		Lucas DI GRASSI													BRA
		ABT Schaeffler Audi Sport								ABT Schaeffler FE02					
1	B	1:25.086	37.153	22.356	25.577	96.3	1:25.086								
2	B	1:08.312	25.551	19.511	23.250	120.0	2:33.398								
19		Felix ROSENQVIST													SWE
		Mahindra Racing								Mahindra M3Electro					
1	A	10:45.035	9:51.125	26.558	27.352	12.7	10:45.035								
2	A	1:08.395	25.429	19.496	23.470	119.9	11:53.430								
23		Nick HEIDFELD													DEU
		Mahindra Racing								Mahindra M3Electro					
1	A	6:07.741	5:10.539	28.112	29.090	22.3	6:07.741								
2	A	1:08.650	25.624	19.609	23.417	119.4	7:16.391								
37		José Maria LOPEZ													ARG
		DS Virgin Racing								DS Virgin DSV-02					
1	B	3:41.737	2:52.450	24.419	24.868	37.0	3:41.737								
2	B	1:08.313	25.558	19.509	23.246	120.0	4:50.050								



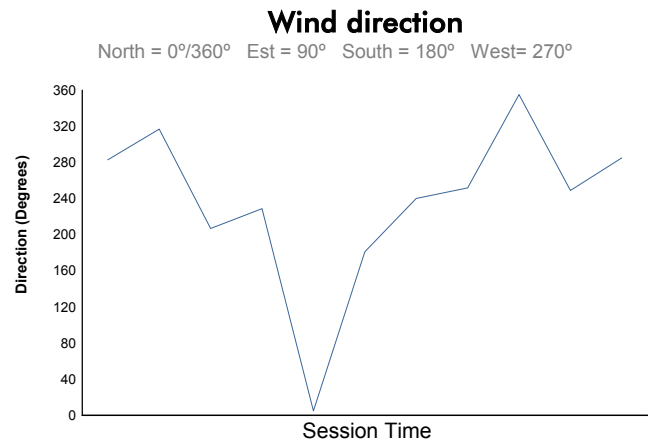
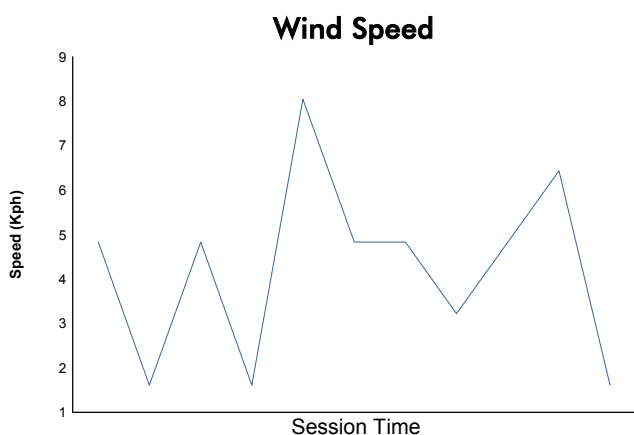
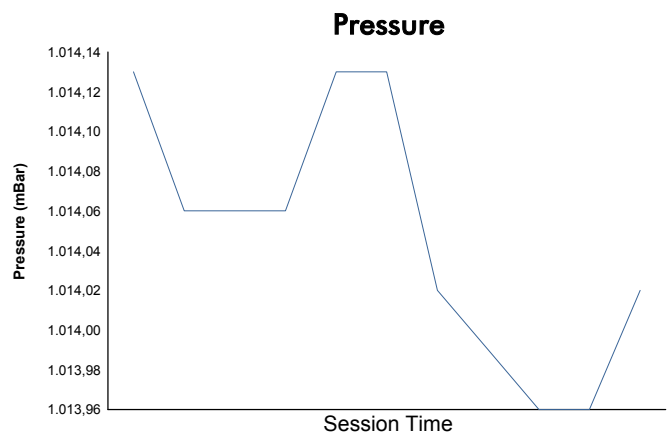
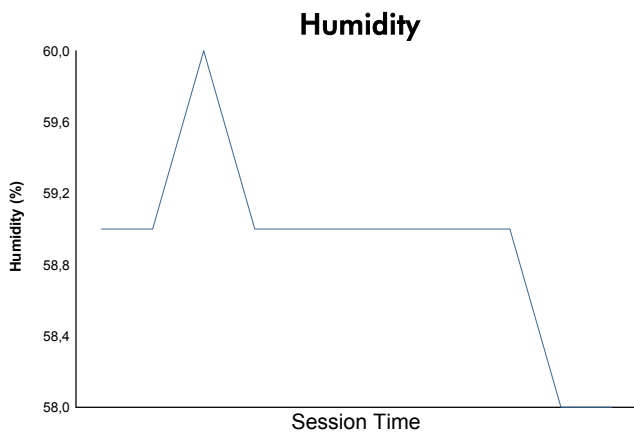
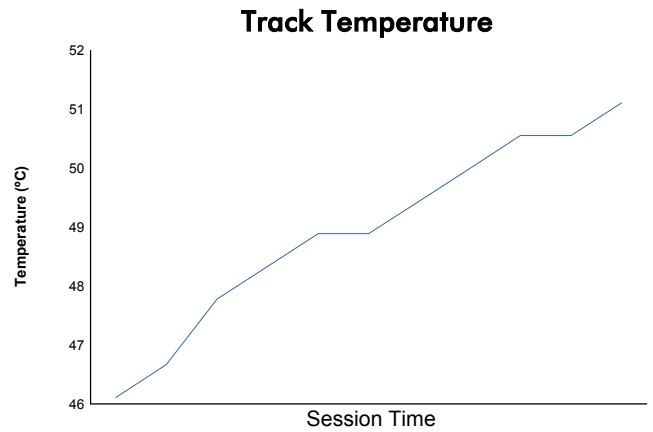
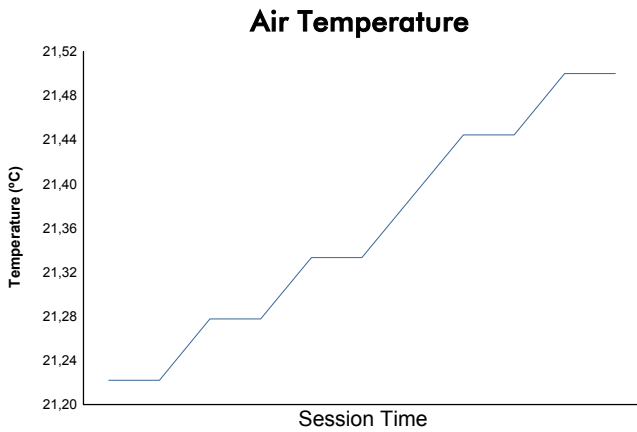
Round 7 - Berlin ePrix

FIA Formula E Championship

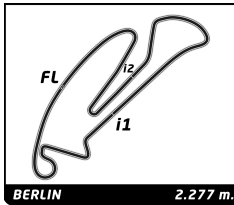
Super Pole 1

Weather Report

Official Timekeeper



Track Status: **DRY**



FIA Formula E Championship

Round 7 - Berlin ePrix

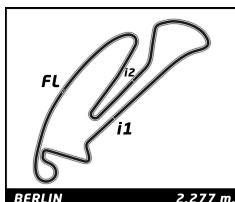
Qualifying 1

Final Classification

Official Timekeeper 

Nr.	Driver	Nat	Team	Groups	Superpole	Time	Gap
1	11 Lucas DI GRASSI	BRA	ABT Schaeffler Audi Sport	1:08.387	1:08.312	1:08.312	
2	37 José María LOPEZ	ARG	DS Virgin Racing	1:08.349	1:08.313	1:08.313	0.001 0.001
3	19 Felix ROSENQVIST	SWE	Mahindra Racing	1:08.171	1:08.395	1:08.395	0.083 0.082
4	23 Nick HEIDFELD	DEU	Mahindra Racing	1:08.325	1:08.650	1:08.650	0.338 0.255
5	2 Sam BIRD	GBR	DS Virgin Racing	1:08.321	1:09.724	1:09.724	1.412 1.074
6	25 Jean-Eric VERGNE	FRA	TECHEETAH	1:08.457		1:08.457	
7	88 Oliver TURVEY	GBR	NEXTEV NIO	1:08.607		1:08.607	0.150 0.150
8	66 Daniel ABT	DEU	ABT Schaeffler Audi Sport	1:08.620		1:08.620	0.163 0.013
9	8 Nicolas PROST	FRA	Renault e.dams	1:08.692		1:08.692	0.235 0.072
10	7 Jérôme D'AMBROSIO	BEL	Faraday Future Dragon Racing	1:08.825		1:08.825	0.368 0.133
11	5 Maro ENGEL	DEU	Venturi Formula E Team	1:08.846		1:08.846	0.389 0.021
12	33 Stéphane SARRAZIN	FRA	TECHEETAH	1:08.890		1:08.890	0.433 0.044
13	3 Nelson PIQUET JR	BRA	NEXTEV NIO	1:08.961		1:08.961	0.504 0.071
14	9 Sébastien BUEMI	CHE	Renault e.dams	1:09.010		1:09.010	0.553 0.049
15	4 Tom DILLMANN	FRA	Venturi Formula E Team	1:09.214		1:09.214	0.757 0.204
16	20 Mitch EVANS	NZL	Panasonic Jaguar Racing	1:09.219		1:09.219	0.762 0.005
17	27 Robin FRIJNS	NLD	Andretti Formula E	1:09.630		1:09.630	1.173 0.411
18	47 Adam CARROLL	GBR	Panasonic Jaguar Racing	1:09.898		1:09.898	1.441 0.268
19	6 Loïc DUVAL	FRA	Faraday Future Dragon Racing	1:09.923		1:09.923	1.466 0.025
20	28 Antonio Felix DA COSTA	PRT	Andretti Formula E	1:11.147		1:11.147	2.690 1.224

Stewards:	Timekeeper:
-----------	-------------



FIA Formula E Championship

Round 7 - Berlin ePrix

Race 1 (44 laps, 100,2 km.)

Final Starting Grid

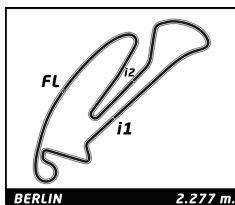
Official Timekeeper TAG Heuer

1:11.147 Antonio Felix DA COSTA Andretti Formula E 28					
	- 10 -	6	Faraday Future Dragon Racing	1:09.923	Loïc DUVAL
1:09.898 Adam CARROLL Panasonic Jaguar Racing 47					
	- 9 -	27	Andretti Formula E	1:09.630	Robin FRIJNS
1:09.219 Mitch EVANS Panasonic Jaguar Racing 20					
	- 8 -	4	Venturi Formula E Team	1:09.214	Tom DILLMANN
1:09.010 Sébastien BUEMI Renault e.dams 9					
	- 7 -	3	NEXTEV NIO	1:08.961	Nelson PIQUET JR
1:08.890 Stéphane SARRAZIN TECHEETAH 33					
	- 6 -	5	Venturi Formula E Team	1:08.846	Maro ENGEL
1:08.825 Jérôme D'AMBROSIO Faraday Future Dragon Racing 7					
	- 5 -	8	Renault e.dams	1:08.692	Nicolas PROST
1:08.620 Daniel ABT ABT Schaeffler Audi Sport 66					
	- 4 -	88	NEXTEV NIO	1:08.607	Oliver TURVEY
1:08.457 Jean-Eric VERGNE TECHEETAH 25					
	- 3 -	2	DS Virgin Racing	1:09.724	Sam BIRD
1:08.650 Nick HEIDFELD Mahindra Racing 23					
	- 2 -	19	Mahindra Racing	1:08.395	Felix ROSENQVIST
1:08.313 José Maria LOPEZ DS Virgin Racing 37					
	- 1 -	11	ABT Schaeffler Audi Sport	1:08.312	Lucas DI GRASSI

Pole

Stewards:

Timekeeper:



FIA Formula E Championship

Round 7 - Berlin ePrix

Race 1 (44 laps, 100,2 km.)

Final Classification

Official Timekeeper TAG Heuer

Drivers	Nat	Team	Vehicle	Laps	Total Time	Gap	Kph	Best Lap	
								Lap	Time Kph
1 (25) 19 Felix ROSENQVIST	SWE	Mahindra Racing	Mahindra M3Electro	44	53:19.661	-	112.7	27	1:10.888 115.6
2 (21) 11 Lucas DI GRASSI	BRA	ABT Schaeffler Audi Sport	ABT Schaeffler FE02	44	53:21.893	+2.232	112.6	27	1:11.070 115.3
3 (15) 23 Nick HEIDFELD	DEU	Mahindra Racing	Mahindra M3Electro	44	53:23.719	+4.058	112.6	27	1:10.948 115.5
4 (12) 37 José Maria LOPEZ	ARG	DS Virgin Racing	DS Virgin DSV-02	44	53:33.299	+13.638	112.2	27	1:11.224 115.1
5 (10) 8 Nicolas PROST	FRA	Renault e.dams	Renault Z.E. 16	44	53:38.729	+19.068	112.1	28	1:11.117 115.3
6 (8) 66 Daniel ABT	DEU	ABT Schaeffler Audi Sport	ABT Schaeffler FE02	44	53:39.460	+19.799	112.0	31	1:11.241 115.1
7 (6) 2 Sam BIRD	GBR	DS Virgin Racing	DS Virgin DSV-02	44	53:39.726	+20.065	112.0	27	1:10.949 115.5
8 (4) 25 Jean-Eric VERGNE	FRA	TECHEETAH	Renault Z.E. 16	44	53:40.350	+20.689	112.0	26	1:11.352 114.9
9 (2) 5 Maro ENGEL	DEU	Venturi Formula E Team	Venturi VM200-FE-02	44	53:58.691	+39.030	111.4	34	1:11.832 114.1
10 (1) 88 Oliver TURVEY	GBR	NEXTEV NIO	NextEV TCR Formula 002	44	54:00.646	+40.985	111.3	26	1:11.787 114.2
11 33 Stéphane SARRAZIN	FRA	TECHEETAH	Renault Z.E. 16	44	54:02.343	+42.682	111.2	24	1:11.580 114.5
12 3 Nelson PIQUET JR	BRA	NEXTEV NIO	NextEV TCR Formula 002	44	54:02.641	+42.980	111.2	27	1:11.574 114.5
13 7 Jérôme D'AMBROSIO	BEL	Faraday Future Dragon Racing	Penske 701-EV	44	54:05.373	+45.712	111.1	32	1:11.822 114.1
14 47 Adam CARROLL	GBR	Panasonic Jaguar Racing	Jaguar I-Type 1	44	54:09.319	+49.658	111.0	39	1:11.687 114.3
15 6 Loïc DUVAL	FRA	Faraday Future Dragon Racing	Penske 701-EV	44	54:18.671	+59.010	110.7	30	1:12.207 113.5
16 28 Antonio Felix DA COSTA	PRT	Andretti Formula E	Andretti ATEC-02	44	54:19.930	+1:00.269	110.6	32	1:11.131 115.2
17 27 Robin FRIJNS	NLD	Andretti Formula E	Andretti ATEC-02	44	54:22.124	+1:02.463	110.6	25	1:11.616 114.5
18 4 Tom DILLMANN	FRA	Venturi Formula E Team	Venturi VM200-FE-02	44	54:27.356	+1:07.695	110.4	24	1:11.702 114.3
Not classified:									
(1) 20 Mitch EVANS	NZL	Panasonic Jaguar Racing	Jaguar I-Type 1	16	51:46.210			16	1:10.224 116.7
Disqualified:									
9 Sébastien BUEMI	CHE	Renault e.dams	Renault Z.E. 16	44	53:37.549			30	1:10.963 115.5

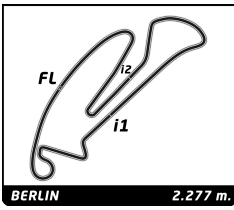
Pole Position	L. DI GRASSI	1:08.312	120.0 Kph
Fastest Lap	Lap 16 Mitch EVANS	1:10.224	116.7 Kph

Car 25 - 5 secs time penalty - Unsafe release - Stewards' Document No. 27
 Car 9 - Disqualification from the race - Stewards' Document No. 31

Published at:

Track Status: **DRY**

Stewards:	Timekeeper:
------------------	--------------------



FIA Formula E Championship

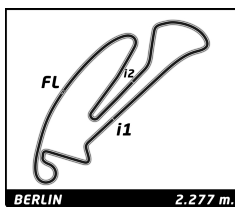
Round 7 - Berlin ePrix

Race 1

Lap Chart

Official Timekeeper TAG Heuer

Nr	Pos	Grid	LAP																																	
			1	2	3	4	5	6	7	8	9	10	11	12	13	14	15	16	17	18	19	20	21	22	23	24	25	26	27	28	29	30	31	32		
11	1	11	11	11	11	11	11	11	11	11	11	11	11	11	11	11	11	11	11	11	11	11	11	11	11	11	11	11	11	11	11	11	11	11	11	
37	2	37	19	19	19	19	19	19	19	19	19	19	19	19	19	19	19	19	19	19	19	19	19	19	19	19	19	19	19	19	19	19	19	19	19	
19	3	19	23	23	23	23	23	23	23	23	23	23	23	23	23	23	23	23	23	23	23	23	23	23	23	23	23	23	23	23	23	23	23	23	23	
23	4	23	37	37	37	37	37	37	37	37	37	37	37	37	37	37	37	37	37	37	37	37	37	37	37	37	37	37	37	37	37	37	37	37	37	
2	5	2	2	2	2	2	2	2	2	2	2	2	2	2	2	2	2	2	2	2	2	2	2	2	2	2	2	2	2	2	2	2	2	2	2	
25	6	25	66	66	66	66	66	66	66	66	66	66	66	66	66	66	66	66	66	66	66	66	66	66	66	66	66	66	66	66	66	66	66	66	66	
88	7	88	25	25	25	25	25	25	25	25	25	25	25	25	25	25	25	25	25	25	25	25	25	25	25	25	25	25	25	25	25	25	25	25	25	
66	8	66	5	5	5	5	5	5	5	5	5	5	5	5	5	5	5	5	5	5	5	5	5	5	5	5	5	5	5	5	5	5	5	5	5	
8	9	8	8	8	8	8	8	8	8	8	8	8	8	8	8	8	8	8	8	8	8	8	8	8	8	8	8	8	8	8	8	8	8	8	8	8
7	10	7	88	88	88	88	88	88	88	88	88	88	88	88	88	88	88	88	88	88	88	88	88	88	88	88	88	88	88	88	88	88	88	88	88	88
5	11	5	7	7	7	7	7	7	7	7	7	7	7	7	7	7	7	7	7	7	7	7	7	7	7	7	7	7	7	7	7	7	7	7	7	7
33	12	33	3	33	33	33	33	33	33	33	33	33	33	33	33	33	33	33	33	33	33	33	33	33	33	33	33	33	33	33	33	33	33	33	33	33
3	13	3	33	3	9	9	9	9	9	9	9	9	9	9	9	9	9	9	9	9	9	9	9	9	9	9	9	9	9	9	9	9	9	9	9	9
9	14	9	9	9	3	3	47	47	47	47	47	47	47	47	47	47	47	47	47	47	47	47	47	47	47	47	47	47	47	47	47	47	47	47	47	47
4	15	4	47	47	47	47	3	3	3	3	3	3	3	3	3	3	3	3	3	3	3	3	3	3	3	3	3	3	3	3	3	3	3	3	3	3
20	16	20	4	4	4	4	4	4	4	4	4	4	4	4	4	4	4	4	4	4	4	4	4	4	4	4	4	4	4	4	4	4	4	4	4	4
27	17	27	6	6	6	6	6	6	6	6	6	6	6	6	6	6	6	6	6	6	6	6	6	6	6	6	6	6	6	6	6	6	6	6	6	6
47	18	47	27	27	27	27	27	27	27	27	27	27	27	27	27	27	27	27	27	27	27	27	27	27	27	27	27	27	27	27	27	27	27	27	27	27
6	19	6	28	28	28	28	28	28	28	28	28	28	28	28	28	28	28	28	28	28	28	28	28	28	28	28	28	28	28	28	28	28	28	28	28	28
28	20	28	20	20	20	20	20	20	20	20	20	20	20	20	20	20	20	20	20	20	20	20	20	20	20	20	20	20	20	20	20	20	20	20	20	20



FIA Formula E Championship

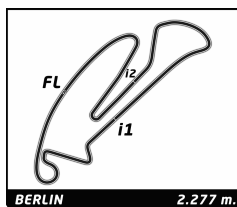
Round 7 - Berlin ePrix

Race 1

Lap Chart

Official Timekeeper TAG Heuer

		LAP													
Nr	Pos	33	34	35	36	37	38	39	40	41	42	43	44		
11	1	19	19	19	19	19	19	19	19	19	19	19	19	19	
37	2	11	11	11	11	11	11	11	11	11	11	11	11	11	
19	3	23	23	23	23	23	23	23	23	23	23	23	23	23	
23	4	37	37	37	37	37	37	37	37	37	37	37	37	37	
2	5	25	25	25	25	25	25	25	25	25	25	25	25	25	
25	6	8	8	8	9	9	9	9	9	9	9	9	9	9	
88	7	2	9	9	8	8	8	8	8	8	8	8	8	8	
66	8	9	2	2	2	2	2	2	2	2	2	2	2	66	
8	9	66	66	66	66	66	66	66	66	66	66	66	66	2	
7	10	5	5	5	5	5	5	5	5	5	5	5	5	5	
5	11	88	88	88	88	88	88	88	88	88	88	88	88	88	
33	12	33	33	33	33	33	3	3	3	3	3	3	3	33	
3	13	3	3	3	3	3	33	33	33	33	33	33	33	3	
9	14	7	7	7	7	7	7	7	7	7	7	7	7	7	
4	15	47	47	47	47	47	47	47	47	47	47	47	47	47	
20	16	6	6	6	6	6	6	6	6	6	6	6	6	6	
27	17	4	4	4	4	4	4	4	4	4	4	4	28	28	
47	18	27	27	27	27	27	27	27	27	27	27	27	27	27	
6	19	28	28	28	28	28	28	28	28	28	28	4	4		
28	20														



FIA Formula E Championship

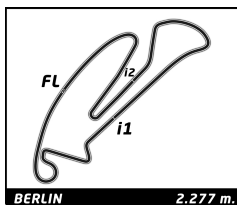
Round 7 - Berlin ePrix

Race 1

Best Sector Times

Official Timekeeper TAGHeuer

SECTOR 1			SECTOR 2		SECTOR 3					
Pos	Driver	Time	Driver	Time	Driver	Time	Pos	Driver	Ideal Lap	Best Lap
1	20 M.EVANS	26.109	20 M.EVANS	20.131	20 M.EVANS	23.933	1	20 M.EVANS	1:10.173	1:10.224 (1)
2	23 N.HEIDFELD	26.319	19 F.ROSENGVIST	20.220	9 S.BUEMI	23.942	2	9 S.BUEMI	1:10.558	1:10.963 (5)
3	19 F.ROSENGVIST	26.328	11 L.DI GRASSI	20.249	11 L.DI GRASSI	24.109	3	19 F.ROSENGVIST	1:10.702	1:10.888 (2)
4	28 A.DA COSTA	26.345	9 S.BUEMI	20.268	23 N.HEIDFELD	24.111	4	23 N.HEIDFELD	1:10.755	1:10.948 (3)
5	66 D.ABT	26.346	2 S.BIRD	20.289	2 S.BIRD	24.115	5	2 S.BIRD	1:10.789	1:10.949 (4)
6	9 S.BUEMI	26.348	37 J.LOPEZ	20.292	19 F.ROSENGVIST	24.154	6	11 L.DI GRASSI	1:10.807	1:11.070 (6)
7	2 S.BIRD	26.385	3 N.PIQUET JR	20.323	8 N.PROST	24.157	7	37 J.LOPEZ	1:10.964	1:11.224 (9)
8	8 N.PROST	26.408	23 N.HEIDFELD	20.325	37 J.LOPEZ	24.164	8	28 A.DA COSTA	1:10.971	1:11.131 (8)
9	11 L.DI GRASSI	26.449	4 T.DILLMANN	20.328	25 J.VERGNE	24.165	9	8 N.PROST	1:10.977	1:11.117 (7)
10	37 J.LOPEZ	26.508	47 A.CARROLL	20.392	28 A.DA COSTA	24.187	10	66 D.ABT	1:11.058	1:11.241 (10)
11	25 J.VERGNE	26.510	25 J.VERGNE	20.405	47 A.CARROLL	24.223	11	25 J.VERGNE	1:11.080	1:11.352 (11)
12	33 S.SARRAZIN	26.524	8 N.PROST	20.412	66 D.ABT	24.254	12	4 T.DILLMANN	1:11.257	1:11.702 (16)
13	27 R.FRIJNS	26.591	7 J.D'AMBROSIO	20.434	4 T.DILLMANN	24.331	13	47 A.CARROLL	1:11.407	1:11.687 (15)
14	4 T.DILLMANN	26.598	28 A.DA COSTA	20.439	5 M.ENGEL	24.343	14	3 N.PIQUET JR	1:11.410	1:11.574 (12)
15	6 L.DUVAL	26.621	66 D.ABT	20.458	88 O.TURVEY	24.370	15	33 S.SARRAZIN	1:11.507	1:11.580 (13)
16	3 N.PIQUET JR	26.661	5 M.ENGEL	20.461	33 S.SARRAZIN	24.375	16	7 J.D'AMBROSIO	1:11.525	1:11.822 (18)
17	7 J.D'AMBROSIO	26.675	27 R.FRIJNS	20.499	7 J.D'AMBROSIO	24.416	17	27 R.FRIJNS	1:11.560	1:11.616 (14)
18	88 O.TURVEY	26.757	88 O.TURVEY	20.507	3 N.PIQUET JR	24.426	18	88 O.TURVEY	1:11.634	1:11.787 (17)
19	47 A.CARROLL	26.792	33 S.SARRAZIN	20.608	27 R.FRIJNS	24.470	19	5 M.ENGEL	1:11.706	1:11.832 (19)
20	5 M.ENGEL	26.902	6 L.DUVAL	20.612	6 L.DUVAL	24.526	20	6 L.DUVAL	1:11.759	1:12.207 (20)



FIA Formula E Championship

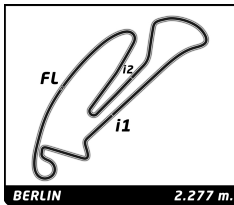
Round 7 - Berlin ePrix

Race 1

Fastest Lap Sequence

Official Timekeeper 

Practice Time	Driver	Team	Car	Time	Kph	Lap
2:27.606	11 Lucas DI GRASSI	ABT Schaeffler Audi Sport	ABT Schaeffler FE02	1:12.004	113.8	2
2:31.430	25 Jean-Eric VERGNE	TECHEETAH	Renault Z.E. 16	1:12.003	113.8	2
2:31.954	5 Maro ENGEL	Venturi Formula E Team	Venturi VM200-FE-02	1:11.990	113.9	2
2:32.391	8 Nicolas PROST	Renault e.dams	Renault Z.E. 16	1:11.985	113.9	2
3:39.192	11 Lucas DI GRASSI	ABT Schaeffler Audi Sport	ABT Schaeffler FE02	1:11.586	114.5	3
4:52.158	19 Felix ROSENQVIST	Mahindra Racing	Mahindra M3Electro	1:11.566	114.5	4
6:02.208	11 Lucas DI GRASSI	ABT Schaeffler Audi Sport	ABT Schaeffler FE02	1:11.376	114.8	5
6:03.465	19 Felix ROSENQVIST	Mahindra Racing	Mahindra M3Electro	1:11.307	115.0	5
6:04.525	23 Nick HEIDFELD	Mahindra Racing	Mahindra M3Electro	1:11.292	115.0	5
10:47.786	11 Lucas DI GRASSI	ABT Schaeffler Audi Sport	ABT Schaeffler FE02	1:11.266	115.0	9
20:03.871	20 Mitch EVANS	Panasonic Jaguar Racing	Jaguar I-Type 1	1:10.404	116.4	5
38:54.374	20 Mitch EVANS	Panasonic Jaguar Racing	Jaguar I-Type 1	1:10.341	116.5	12
51:46.210	20 Mitch EVANS	Panasonic Jaguar Racing	Jaguar I-Type 1	1:10.224	116.7	16



FIA Formula E Championship

Round 7 - Berlin ePrix

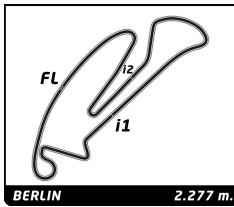
Race 1

Analysis by lap

Official Timekeeper TAG Heuer

Lapped

Nr	Lap Time	Gap	Nr	Lap Time	Gap	Nr	Lap Time	Gap	Nr	Lap Time	Gap	Nr	Lap Time	Gap	
Lap 1															
11	1:15.602		9	1:12.032	8.615	66	1:11.773	5.089	28	1:12.914	23.167	7	1:12.640	16.412	
19	1:16.133	0.531	3	1:13.499	9.646	25	1:11.783	5.637				33	1:12.551	16.747	
23	1:16.898	1.296	47	1:13.265	10.168	5	1:12.289	7.041	Lap 9						
37	1:17.520	1.918	4	1:12.977	10.718	8	1:12.227	7.534	11	1:11.266		47	1:12.446	17.773	
2	1:17.922	2.320	6	1:13.169	11.612	88	1:12.240	8.953	19	1:11.330	2.040	3	1:12.371	18.211	
66	1:18.825	3.223	27	1:12.900	12.447	7	1:12.348	10.171	23	1:11.700	4.204	4	1:12.635	19.640	
25	1:19.427	3.825	28	1:13.700	14.942	33	1:12.140	10.608	37	1:11.716	4.982	6	1:12.433	20.622	
5	1:19.964	4.362	Lap 4				9	1:12.259	11.178	2	1:11.963	5.626	27	1:13.288	26.493
8	1:20.406	4.804	11	1:11.640		47	1:12.177	13.117	66	1:11.934	6.515	28	1:13.176	27.175	
88	1:20.935	5.333	19	1:11.566	1.326	3	1:12.209	13.781	25	1:11.809	7.439	Lap 12			
7	1:21.348	5.746	23	1:11.812	2.401	4	1:12.471	14.396	8	1:11.505	9.292	11	1:11.664		
3	1:21.857	6.255	37	1:11.901	2.890	6	1:12.457	14.883	5	1:12.918	10.294	19	1:11.598	2.042	
33	1:22.356	6.754	2	1:12.061	3.425	27	1:13.507	17.814	88	1:12.286	11.711	23	1:11.613	4.043	
9	1:23.256	7.654	66	1:11.884	4.255	28	1:12.928	20.087	9	1:12.223	13.963	37	1:11.923	5.385	
47	1:23.584	7.982	25	1:11.917	4.725	20	8:16.607	5 Laps	7	1:13.322	14.561	2	1:11.896	5.970	
4	1:24.041	8.439	5	1:12.075	5.413	Lap 7				66	1:11.782	7.065			
6	1:24.894	9.292	8	1:11.706	5.938	11	1:11.380		25	1:12.644	14.891	25	1:12.042	8.444	
27	1:25.517	9.915	88	1:12.244	7.248	19	1:11.657	1.918	47	1:12.347	16.263	8	1:11.827	9.919	
28	1:26.808	11.206	7	1:12.621	8.347	23	1:11.843	3.257	3	1:12.423	16.840	5	1:12.604	13.123	
Lap 2															
11	1:12.004		33	1:12.472	8.622	37	1:11.984	3.807	6	1:12.804	18.680	88	1:12.346	13.896	
19	1:12.464	0.991	9	1:12.359	9.334	2	1:12.009	4.430	27	1:12.874	23.250	9	1:12.151	14.935	
23	1:12.563	1.855	3	1:13.041	11.047	66	1:11.885	5.594	28	1:12.501	24.402	7	1:12.531	17.279	
37	1:12.381	2.295	47	1:13.083	11.611	25	1:11.928	6.185	33	1:12.519	17.602	33	1:12.519	17.602	
2	1:12.502	2.818	4	1:12.889	11.967	5	1:12.133	7.794	47	1:12.725	18.834	47	1:12.725	18.834	
66	1:12.261	3.480	6	1:12.568	12.540	8	1:12.132	8.286	3	1:12.674	19.221	3	1:12.674	19.221	
25	1:12.003	3.824	27	1:13.237	14.044	88	1:12.174	9.747	4	1:12.569	20.545	4	1:12.569	20.545	
5	1:11.990	4.348	28	1:13.284	16.586	7	1:12.763	11.554	6	1:13.397	22.355	6	1:13.397	22.355	
8	1:11.985	4.785	Lap 5				9	1:12.399	12.197	27	1:13.143	27.972			
88	1:12.142	5.471	11	1:11.376		33	1:13.388	12.616	28	1:13.207	28.718				
7	1:12.706	6.448	19	1:11.307	1.257	47	1:12.302	14.039	Lap 10						
33	1:12.425	7.175	23	1:11.292	2.317	66	1:11.890	6.929	11	1:11.476					
3	1:13.482	7.733	37	1:11.506	3.020	25	1:12.016	7.979	19	1:11.776	2.340				
9	1:12.519	8.169	2	1:11.586	3.635	8	1:11.918	9.734	23	1:11.656	4.384				
47	1:12.511	8.489	66	1:11.915	4.794	5	1:12.430	11.248	37	1:11.812	5.318				
4	1:12.892	9.327	25	1:11.983	5.332	88	1:12.391	12.626	2	1:11.685	5.835				
6	1:12.741	10.029	5	1:12.193	6.230	7	1:12.024	14.511	66	1:11.890	6.929				
27	1:13.222	11.133	8	1:12.223	6.785	7	1:12.537	15.622	25	1:12.016	7.979				
28	1:13.626	12.828	88	1:12.319	8.191	33	1:12.631	16.046	8	1:11.918	9.734				
Lap 3															
11	1:11.586		7	1:12.330	9.301	47	1:12.390	17.177	5	1:12.430	11.248	8	1:11.914	10.228	
19	1:11.995	1.400	33	1:12.700	9.946	3	1:12.275	14.676	88	1:12.391	12.626	5	1:12.377	13.895	
23	1:11.960	2.229	9	1:12.439	10.397	4	1:12.398	15.414	9	1:12.024	14.511	88	1:12.403	14.694	
37	1:11.920	2.629	47	1:12.183	12.418	6	1:12.491	15.994	7	1:12.537	15.622	9	1:12.029	15.359	
2	1:11.772	3.004	3	1:13.379	13.050	27	1:13.288	19.722	33	1:12.631	16.046	7	1:12.867	18.541	
66	1:12.117	4.011	4	1:12.812	13.403	28	1:13.000	21.707	47	1:12.390	17.177	33	1:13.639	19.636	
25	1:12.210	4.448	6	1:12.740	13.904	Lap 8				3	1:12.165	19.781			
5	1:12.216	4.978	27	1:13.117	15.785	11	1:11.454		8	1:12.326	17.690	47	1:13.319	20.548	
8	1:12.673	5.872	28	1:13.427	18.637	19	1:11.512	1.976	3	1:12.326	17.690	6	1:13.327	24.077	
88	1:12.759	6.644	Lap 6				23	1:11.967	3.770	4	1:12.329	18.855	27	1:13.490	29.857
7	1:12.504	7.366	11	1:11.478		37	1:12.179	4.532	6	1:12.835	20.039	4	1:21.677	30.617	
33	1:12.201	7.790	19	1:11.862	1.641	2	1:11.953	4.929	27	1:13.281	25.055	28	1:14.098	31.211	
Lap 11															
11	1:11.850		23	1:11.955	2.794	66	1:11.707	5.847	33	1:12.631	16.046	33	1:13.639	19.636	
19	1:11.618	2.108	37	1:11.661	3.203	25	1:12.165	6.896	47	1:12.390	17.177	3	1:12.165	19.781	
23	1:11.560	4.094	2	1:11.644	3.801	5	1:12.302	8.642	3	1:12.390	17.177	6	1:13.327	24.077	
37	1:11.658	5.126	Lap 7				8	1:12.221	9.053	4	1:12.329	18.855	27	1:13.490	29.857
2	1:11.753	5.738	11	1:11.478		88	1:12.398	10.691	6	1:12.835	20.039	4	1:21.677	30.617	
66	1:11.868	6.947	19	1:11.512	1.976	7	1:12.405	12.505	27	1:13.281	25.055	28	1:14.098	31.211	
25	1:11.937	8.066	23	1:11.967	3.770	9	1:12.263	13.006	28	1:12.923	25.849	Lap 13			
8	1:11.872	9.756	37	1:12.179	4.532	33	1:12.351	13.513	11	1:11.605		11	1:11.605		
5	1:12.785	12.183	2	1:11.953	4.929	47	1:12.597	15.182	19	1:11.536	1.973	19	1:11.536	1.973	
88	1:12.438	13.214	66	1:11.707	5.847	3	1:12.461	15.683	23	1:11.726	4.164	23	1:11.726	4.164	
9	1:11.787	14.448	25	1:12.165	6.896	4	1:12.942	16.902	37	1:11.820	5.600	37	1:11.820	5.600	
Lap 14															
11	1:11.727		5	1:12.302	8.642	6	1:12.602	17.142	2	1:12.018	6.383	2	1:12.018	6.383	
19	1:11.495	1.741	8	1:12.275	12.183	27	1:13.374	21.642	66	1:11.965	7.425	66	1:11.965	7.425	
23	1:11.811	4.248	88	1:12.438	13.214	Lap 9				25	1:12.621	9.460			
Lap 10															
11	1:11.476		9	1:12.223	13.963	Lap 11				8	1:11.914	10.228			
19	1:11.776	2.340	7	1:13.322	14.561	11	1:11.850		5	1:12.377	13.895				
23	1:11.656	4.384	33	1:12.644	14.891	19	1:11.618	2.108	88	1:12.403	14.694				
37	1:11.812	5.318	47	1:12.347	16.263	23	1:11.560	4.094	9	1:12.029	15.359				
2	1:11.685	5.835	3	1:12.423	16.840	37	1:11.658	5.126	7	1:12.867	18.541				
66	1:11.890	6.929	4	1:12.366	18.002	2	1:11.753	5.738	33	1:13.639	19.636				
25	1:12.016	7.979	6	1:12.804	18.680	66	1:11.868	6.947	3	1:12.165	19.781				
8	1:11.918	9.734	27	1:12.874	23.250	25	1:11.937	8.066	47	1:13.319	20.548				
5	1:12.430	11.248	28	1:12.501	24.402	8	1:11.937	8.066	6	1:13.327	24.077				
88	1:12.391	12.626	Lap 12				5	1:12.785	12.183	27	1:13.490	29.857			
9	1:12.024	14.511	11	1:11.664		88	1:12.438	13.214	4	1:21.677	30.617				
7	1:12.537	15.622	19	1:11.598	2.042	9	1:11.787	14.448	28	1:14.098	31.211				
33	1:12.631	16.046	23	1:11.613	4.043	Lap 13				20	7:52.152	11 Laps			
47	1:12.390	17.177	37	1:11.923	5.385	11	1:11.664		Lap 14						
3	1:12.423	16.840	2	1:11.896	5.970	19	1:11.598	2.042	11	1:11.727					
6	1:12.804	18.680	66	1:11.782	7.065	23	1:11.613	4.043	19	1:11.495	1.741				
27	1:12.874	23.250	25	1:12.042	8.444	37	1:1								



FIA Formula E Championship

Round 7 - Berlin ePrix

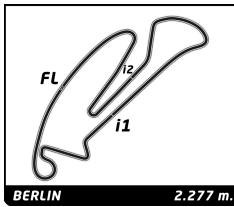
Race 1

Analysis by lap

Official Timekeeper TAG Heuer

Lapped

Nr	Lap Time	Gap	Nr	Lap Time	Gap	Nr	Lap Time	Gap	Nr	Lap Time	Gap	Nr	Lap Time	Gap		
37	1:11.881	5.754	6	1:13.239	28.708	25	1:11.686	10.349	Lap 22					3	1:12.445	29.384
2	1:11.858	6.514	27	1:13.621	35.354	8	1:11.834	11.470						19	1:52.046	
66	1:11.789	7.487	28	1:13.672	36.935	9	1:12.140	18.365	11	1:53.325	0.873	47	1:12.238	34.093		
25	1:12.153	9.886	4	1:12.941	38.486	5	1:12.978	20.556	27	1:13.596	3.608	6	1:12.348	37.141		
8	1:11.954	10.455	20	1:10.404	11 Laps	88	1:13.077	21.435	23	1:51.604	5.206	4	1:11.702	40.490		
5	1:12.579	14.747	Lap 17			33	1:12.380	24.320	28	1:14.150	5.523	27	1:14.958	46.290		
9	1:12.278	15.910	11	1:11.757		3	1:12.992	25.495	37	1:52.770	7.750	28	1:55.987	51.764		
88	1:13.453	16.420	19	1:11.491	1.328	7	1:14.478	26.070	25	1:53.256	9.164	Lap 25				
7	1:12.628	19.442	23	1:12.453	5.246	47	1:13.286	27.816	8	1:52.311	10.343	19	1:11.542			
33	1:12.392	20.301	37	1:12.167	6.921	6	1:12.922	31.877	66	1:53.691	10.957	11	1:11.787	0.995		
3	1:13.095	21.149	2	1:12.056	7.491	27	1:13.386	39.900	2	1:56.255	11.560	23	1:11.264	5.729		
47	1:13.003	21.824	66	1:12.414	8.553	4	1:12.300	40.857	9	1:51.087	14.867	37	1:11.473	9.320		
6	1:13.316	25.666	25	1:12.013	10.874	28	1:14.282	41.975	5	1:52.619	22.141	25	1:11.386	9.869		
27	1:13.341	31.471	8	1:12.207	11.717	Lap 20			88	1:53.417	23.493	8	1:11.403	11.392		
28	1:13.728	33.212	9	1:12.417	17.664	11	1:12.379		33	1:53.372	24.870	2	1:11.632	13.022		
4	1:16.954	35.844	5	1:13.469	18.224	19	1:12.066	0.971	3	1:52.981	26.304	66	1:13.099	14.014		
20	1:29.607	11 Laps	88	1:12.917	19.327	23	1:12.597	5.540	7	1:54.067	28.474	9	1:11.201	15.284		
Lap 15			7	1:13.143	22.812	37	1:12.375	7.305	47	1:54.207	31.746	5	1:12.052	24.555		
11	1:11.833		33	1:12.930	23.105	2	1:12.314	7.844	6	1:53.960	34.096	88	1:12.214	25.941		
19	1:11.737	1.645	3	1:12.869	23.586	66	1:12.635	9.031	4	1:51.517	39.878	33	1:12.162	26.285		
23	1:12.100	4.515	47	1:13.413	25.629	25	1:11.563	9.533	Lap 23			3	1:12.194	30.036		
37	1:12.283	6.204	6	1:13.138	30.089	8	1:12.349	11.440	19	1:13.794		7	1:11.969	31.066		
2	1:11.984	6.665	27	1:13.344	36.941	9	1:11.758	17.744	11	1:14.003	1.082	47	1:12.145	34.696		
66	1:11.926	7.580	28	1:13.449	38.627	5	1:13.142	21.319	23	1:14.794	6.206	6	1:12.985	38.584		
25	1:12.329	10.382	4	1:12.808	39.537	88	1:13.407	22.463	28	1:15.604	7.333	4	1:12.161	41.109		
8	1:12.245	10.867	20	1:16.728	11 Laps	33	1:12.403	24.344	37	1:14.878	8.834	27	1:11.616	46.364		
5	1:12.852	15.766	Lap 18			3	1:12.318	25.434	25	1:14.561	9.931	28	1:15.869	56.091		
9	1:12.258	16.335	11	1:12.035		7	1:12.976	26.667	8	1:14.859	11.408	Lap 26				
88	1:12.869	17.456	19	1:11.713	1.006	47	1:13.712	29.149	66	1:15.040	12.203	19	1:11.164			
7	1:12.773	20.382	23	1:12.076	5.287	6	1:12.992	32.490	2	1:14.602	12.368	11	1:11.240	1.071		
33	1:12.611	21.079	37	1:12.247	7.133	4	1:12.294	40.772	9	1:14.414	15.487	23	1:11.162	5.727		
3	1:12.304	21.620	2	1:12.043	7.499	27	1:14.324	41.845	5	1:15.043	23.390	37	1:11.305	9.461		
47	1:12.617	22.608	66	1:12.143	8.661	28	1:13.386	42.982	88	1:15.115	24.814	25	1:11.352	10.057		
6	1:13.461	27.294	25	1:11.811	10.650	Lap 21			33	1:14.565	25.641	8	1:11.377	11.605		
27	1:13.920	33.558	8	1:11.941	11.623	11	1:13.207		3	1:15.985	28.495	2	1:11.479	13.337		
28	1:13.709	35.088	9	1:12.583	18.212	19	1:12.642	0.406	7	1:15.204	29.884	66	1:11.743	14.593		
4	1:13.359	37.370	5	1:13.376	19.565	23	1:13.721	6.054	47	1:15.459	33.411	9	1:11.100	15.220		
20	1:15.101	11 Laps	88	1:13.053	20.345	37	1:13.334	7.432	6	1:16.047	36.349	5	1:11.922	25.313		
Lap 16			7	1:12.802	23.579	2	1:13.120	7.757	4	1:14.260	40.344	88	1:11.787	26.564		
11	1:11.825		33	1:12.857	23.927	25	1:12.034	8.360	27	1:53.074	42.888	33	1:11.903	27.024		
19	1:11.774	1.594	3	1:12.939	24.490	66	1:13.894	9.718	Lap 24			3	1:12.047	30.919		
23	1:11.860	4.550	47	1:12.923	26.517	8	1:12.251	10.484	19	1:11.556		7	1:12.140	32.042		
37	1:12.132	6.511	6	1:12.888	30.942	9	1:11.695	16.232	11	1:11.224	0.750	47	1:12.627	36.159		
2	1:12.352	7.192	27	1:13.595	38.501	5	1:13.862	21.974	23	1:11.357	6.007	6	1:12.812	40.232		
66	1:12.141	7.896	28	1:13.088	39.680	88	1:13.272	22.528	37	1:12.111	9.389	4	1:11.937	41.882		
25	1:12.061	10.618	4	1:13.042	40.544	33	1:12.813	23.950	27	1:12.111	9.389	27	1:11.873	47.073		
8	1:12.225	11.267	Lap 19			3	1:13.548	25.775	25	1:11.650	10.025	20	1:27.042	19 Laps		
5	1:12.571	16.512	11	1:11.987		7	1:13.399	26.859	8	1:11.679	11.531	28	1:11.806	56.733		
9	1:12.494	17.004	19	1:12.265	1.284	47	1:14.049	29.991	66	1:11.810	12.457	Lap 27				
88	1:12.536	18.167	23	1:12.022	5.322	6	1:13.305	32.588	2	1:12.120	12.932	19	1:10.888			
7	1:12.869	21.426	37	1:12.163	7.309	4	1:13.248	40.813	9	1:11.694	15.625	11	1:11.070	1.253		
33	1:12.678	21.932	2	1:12.397	7.909	27	1:13.826	42.464	5	1:12.211	24.045	23	1:10.948	5.787		
3	1:12.679	22.474	66	1:12.101	8.775	28	1:14.050	43.825	88	1:12.011	25.269	37	1:11.224	9.797		
47	1:13.190	23.973							33	1:11.580	25.665					



FIA Formula E Championship

Round 7 - Berlin ePrix

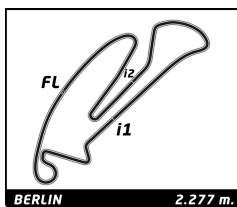
Race 1

Analysis by lap

Official Timekeeper TAG Heuer

Lapped

Nr	Lap Time	Gap	Nr	Lap Time	Gap	Nr	Lap Time	Gap	Nr	Lap Time	Gap	Nr	Lap Time	Gap			
25	1:11.422	10.591	4	1:12.164	45.189	2	1:11.828	14.178	Lap 35					3	1:12.537	38.747	
8	1:11.430	12.147	27	1:12.041	50.094	9	1:11.172	14.941						19	1:11.404		7
2	1:10.949	13.398	28	1:11.581	58.491	66	1:11.552	17.224	11	1:11.546	2.569	47	1:12.107	48.708			
66	1:11.518	15.223	20	1:10.519	19 Laps	5	1:12.223	31.223	23	1:11.288	5.212	6	1:12.325	52.919			
9	1:11.057	15.389	Lap 30					88	1:12.301	32.265	37	1:11.835	12.599	4	1:12.595	54.463	
5	1:11.870	26.295	19	1:11.330		33	1:12.121	32.975	25	1:12.251	14.643	27	1:12.082	55.772			
88	1:11.972	27.648	11	1:11.279	0.893	3	1:11.952	34.407	8	1:12.002	14.981	28	1:11.624	1:00.067			
33	1:12.125	28.261	23	1:11.314	5.750	7	1:11.822	36.976	9	1:11.630	15.384	Lap 38					
3	1:11.574	31.605	37	1:11.570	10.296	47	1:11.953	43.118	2	1:11.513	15.787	19	1:11.527				
7	1:11.942	33.096	25	1:11.490	11.338	6	1:12.681	47.653	66	1:11.656	17.856	11	1:11.596	2.803			
47	1:12.411	37.682	8	1:11.511	12.131	4	1:12.512	49.364	5	1:12.408	33.103	23	1:11.296	4.979			
6	1:12.542	41.886	2	1:11.304	12.943	27	1:12.118	53.292	88	1:12.166	34.385	37	1:11.834	13.947			
4	1:12.259	43.253	9	1:10.963	14.594	28	1:11.131	58.739	33	1:12.320	35.567	25	1:11.862	16.286			
27	1:12.166	48.351	66	1:11.337	16.544	Lap 33					9	1:11.872	16.909				
28	1:11.707	57.552	5	1:11.892	28.912	19	1:11.457		3	1:12.055	36.220	8	1:11.900	17.559			
20	1:20.884	19 Laps	88	1:12.138	29.909	11	1:11.664	2.468	7	1:12.251	39.211	2	1:11.777	18.003			
Lap 28					33	1:12.484	30.911	47	1:12.536	46.576	66	1:11.737	18.688				
19	1:11.341		3	1:11.953	32.913	23	1:11.205	5.813	6	1:12.530	50.634	5	1:12.314	35.835			
11	1:11.147	1.059	7	1:11.924	35.037	37	1:11.748	11.875	4	1:12.217	51.886	88	1:12.201	37.221			
23	1:11.443	5.889	47	1:12.422	40.875	25	1:12.138	13.496	27	1:11.803	54.145	3	1:11.834	39.054			
37	1:11.587	10.043	6	1:12.207	44.804	8	1:12.015	13.990	28	1:11.672	59.066	33	1:12.989	40.008			
25	1:11.667	10.917	4	1:12.535	46.394	2	1:11.790	14.511	Lap 36								
8	1:11.117	11.923	27	1:12.313	51.077	9	1:11.512	14.996	19	1:11.265		7	1:12.149	41.615			
2	1:11.025	13.082	28	1:11.282	58.443	66	1:11.751	17.518	11	1:11.378	2.682	47	1:11.771	48.952			
9	1:11.147	15.195	20	1:12.689	19 Laps	5	1:12.120	31.886	23	1:11.172	5.119	6	1:12.626	54.018			
66	1:12.311	16.193	Lap 31					88	1:12.265	33.073	4	1:12.603	55.539				
5	1:12.090	27.044	19	1:11.037		33	1:12.402	33.920	37	1:11.821	13.155	27	1:12.072	56.317			
88	1:11.904	28.211	11	1:11.714	1.570	3	1:12.018	34.968	25	1:11.890	15.268	28	1:11.605	1:00.145			
33	1:12.030	28.950	23	1:11.163	5.876	7	1:12.298	37.817	9	1:11.962	16.081	Lap 39					
3	1:11.590	31.854	47	1:12.422	40.875	47	1:12.322	43.983	8	1:12.772	16.488	19	1:11.444				
7	1:12.037	33.792	6	1:12.207	44.804	6	1:12.581	48.777	2	1:12.483	17.005	11	1:11.652	3.011			
47	1:11.846	38.187	4	1:12.535	46.394	4	1:12.350	50.257	66	1:11.508	18.099	23	1:11.175	4.710			
6	1:12.396	42.941	27	1:12.313	51.077	27	1:11.750	53.585	5	1:12.355	34.193	37	1:11.772	14.275			
4	1:12.369	44.281	28	1:11.282	58.443	8	1:11.498	58.780	88	1:12.412	35.532	25	1:11.809	16.651			
27	1:12.299	49.309	2	1:11.520	13.426	Lap 34					33	1:12.510	36.812				
28	1:11.955	58.166	9	1:11.288	14.845	19	1:11.619		3	1:12.454	37.409	9	1:11.793	17.258			
20	1:12.300	19 Laps	66	1:11.241	16.748	11	1:11.578	2.427	7	1:12.053	39.999	8	1:11.668	17.783			
Lap 29					5	1:12.201	30.076	47	1:12.489	47.800	2	1:11.736	18.295				
19	1:11.256		88	1:12.168	31.040	23	1:11.134	5.328	6	1:12.424	51.793	66	1:11.704	18.948			
11	1:11.141	0.944	33	1:12.056	31.930	37	1:11.912	12.168	4	1:12.446	53.067	20	8:48.025	26 Laps			
23	1:11.133	5.766	3	1:11.655	33.531	25	1:11.919	13.796	27	1:12.009	54.889	5	1:12.118	36.509			
37	1:11.269	10.056	7	1:12.230	36.230	8	1:12.012	14.383	28	1:11.841	59.642	88	1:12.234	38.011			
25	1:11.517	11.178	47	1:12.403	42.241	9	1:11.781	15.158	Lap 37								
8	1:11.283	11.950	6	1:12.281	46.048	2	1:12.786	15.678	19	1:11.199		3	1:11.988	39.598			
2	1:11.143	12.969	4	1:12.571	47.928	66	1:11.705	17.604	11	1:11.251	2.734	33	1:12.106	40.670			
9	1:11.022	14.961	27	1:12.210	52.250	5	1:11.832	32.099	23	1:11.290	5.210	7	1:12.147	42.318			
66	1:11.600	16.537	28	1:11.278	58.684	88	1:12.169	33.623	37	1:11.684	13.640	47	1:11.687	49.195			
5	1:12.562	28.350	20	1:10.341	19 Laps	3	1:12.220	35.569	25	1:11.882	15.951	6	1:12.291	54.865			
88	1:12.146	29.101	Lap 32					7	1:12.166	38.364	27	1:11.931	56.804				
33	1:12.063	29.757	19	1:11.076		47	1:13.080	45.444	9	1:11.682	16.564	28	1:11.920	1:00.621			
3	1:11.692	32.290	11	1:11.767	2.261	6	1:12.350	49.508	8	1:11.897	17.186	Lap 40					
7	1:11.907	34.443	23	1:11.265	6.065	4	1:12.435	51.073	2	1:11.947	17.753	19	1:11.657				
47	1:12.852	39.783	37	1:11.737	11.584	27	1:11.780	53.746	66	1:11.578	18.478	11	1:11.590	2.944			
6	1:12.242	43.927	25	1:11.812	12.815	28	1:11.637	58.798	5	1:12.054	35.048	23	1:11.540	4.593			
												33	1:12.933	38.546	37	1:11.696	14.314



FIA Formula E Championship

Round 7 - Berlin ePrix

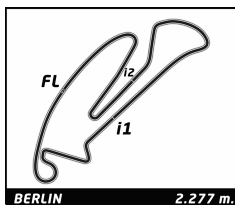
Race 1

Analysis by lap

Official Timekeeper TAG Heuer

Lapped

Nr	Lap Time	Gap	Nr	Lap Time	Gap	Nr	Lap Time	Gap	Nr	Lap Time	Gap	Nr	Lap Time	Gap
25	1:12.237	17.231	6	1:12.934	58.416									
9	1:12.112	17.713	4	1:12.876	59.574									
8	1:12.128	18.254	27	1:12.766	1:00.808									
2	1:12.060	18.698	28	1:11.948	1:01.543									
66	1:12.116	19.407												
5	1:12.367	37.219												
88	1:12.354	38.708												
3	1:12.154	40.095												
33	1:12.255	41.268												
7	1:12.502	43.163												
20	1:35.459	26 Laps												
47	1:12.131	49.669												
6	1:12.689	55.897												
4	1:12.884	57.341												
27	1:13.106	58.253												
28	1:11.822	1:00.786												
Lap 41														
19	1:11.459		19	1:12.418										
11	1:11.947	3.432	11	1:12.438	3.524									
23	1:11.636	4.770	23	1:12.135	4.714									
37	1:11.952	14.807	37	1:12.418	15.133									
25	1:11.997	17.769	25	1:12.178	17.928									
9	1:12.003	18.257	9	1:12.490	18.775									
8	1:12.092	18.887	8	1:12.470	19.312									
2	1:12.036	19.275	2	1:12.525	19.960									
66	1:11.988	19.936	66	1:12.524	20.804									
5	1:12.208	37.968	5	1:12.710	39.042									
88	1:12.254	39.503	88	1:12.709	40.613									
3	1:11.864	40.500	3	1:12.810	41.765									
33	1:12.370	42.179	33	1:12.517	42.784									
7	1:12.142	43.846	7	1:13.237	45.242									
47	1:12.381	50.591	47	1:12.620	51.630									
20	1:18.128	26 Laps	6	1:13.267	59.265									
6	1:12.650	57.088	28	1:12.944	1:02.069									
4	1:12.422	58.304	27	1:14.633	1:03.023									
27	1:12.854	59.648	4	1:16.519	1:03.675									
28	1:11.874	1:01.201												
Lap 42														
19	1:11.606		19	1:14.039										
11	1:11.678	3.504	11	1:12.747	2.232									
23	1:11.833	4.997	23	1:13.383	4.058									
37	1:11.932	15.133	37	1:12.544	13.638									
25	1:12.005	18.168	25	1:11.800	15.689									
9	1:12.052	18.703	9	1:13.152	17.888									
8	1:11.979	19.260	8	1:13.795	19.068									
2	1:12.184	19.853	66	1:13.034	19.799									
66	1:12.368	20.698	2	1:14.144	20.065									
5	1:12.388	38.750	5	1:14.027	39.030									
88	1:12.425	40.322	88	1:14.411	40.985									
3	1:12.479	41.373	33	1:13.937	42.682									
33	1:12.112	42.685	3	1:15.254	42.980									
7	1:12.183	44.423	7	1:14.509	45.712									
47	1:12.443	51.428	47	1:12.067	49.658									
20	1:10.224	26 Laps	6	1:13.784	59.010									
			28	1:12.239	1:00.269									
			27	1:13.479	1:02.463									
			4	1:18.059	1:07.695									



FIA Formula E Championship

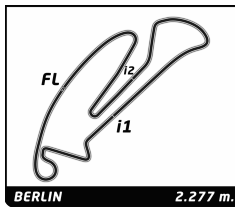
Round 7 - Berlin ePrix

Race 1

Handicaps Analysis

Official Timekeeper 

Nr.	In Time		Out Time		Pit Time	Handicap	Gap	Window
	Hour	Elapsed	Hour	Elapsed				
2	DS Virgin Racing / DS Virgin DSV-02							
1	16:30:11.702	26:25.407	16:31:02.545	27:16.250	50.843 (50.843)	48	2.843	
3	NEXTEV NIO / NextEV TCR Formula 002							
1	16:30:27.946	26:41.651	16:31:17.318	27:31.023	49.372 (49.372)	48	1.372	
4	Venturi Formula E Team / Venturi VM200-FE-02							
1	16:19:34.382	15:48.087	16:19:52.391	16:06.096	18.009 (18.009)	48	-29.991	
2	16:30:41.867	26:55.572	16:31:30.848	27:44.553	48.981 (48.981)	48	0.981	
5	Venturi Formula E Team / Venturi VM200-FE-02							
1	16:30:24.593	26:38.298	16:31:13.113	27:26.818	48.520 (48.520)	48	0.520	
6	Faraday Future Dragon Racing / Penske 701-EV							
1	16:30:35.512	26:49.217	16:31:25.069	27:38.774	49.557 (49.557)	48	1.557	
7	Faraday Future Dragon Racing / Penske 701-EV							
1	16:30:29.420	26:43.125	16:31:19.461	27:33.166	50.041 (50.041)	48	2.041	
8	Renault e.dams / Renault Z.E. 16							
1	16:30:12.581	26:26.286	16:31:01.327	27:15.032	48.746 (48.746)	48	0.746	
9	Renault e.dams / Renault Z.E. 16							
1	16:30:17.888	26:31.593	16:31:05.982	27:19.687	48.094 (48.094)	48	0.094	
11	ABT Schaeffler Audi Sport / ABT Schaeffler FE02							
1	16:30:02.991	26:16.696	16:30:51.870	27:05.575	48.879 (48.879)	48	0.879	
19	Mahindra Racing / Mahindra M3Electro							
1	16:30:02.332	26:16.037	16:30:50.970	27:04.675	48.638 (48.638)	48	0.638	
20	Panasonic Jaguar Racing / Jaguar I-Type 1							
1	16:05:17.770	1:31.475	16:12:03.992	8:17.697	6:46.222 (406.222)	48	358.222	
2	16:13:45.813	9:59.518	16:19:56.144	16:09.849	6:10.331 (370.331)	48	322.331	
3	16:26:14.382	22:28.087	16:36:35.054	32:48.759	10:20.672 (620.672)	48	572.672	
4	16:43:46.602	40:00.307	16:51:29.770	47:43.475	7:43.168 (463.168)	48	415.168	
23	Mahindra Racing / Mahindra M3Electro							
1	16:30:07.449	26:21.154	16:30:56.176	27:09.881	48.727 (48.727)	48	0.727	
25	TECHEETAH / Renault Z.E. 16							
1	16:30:11.232	26:24.937	16:31:00.182	27:13.887	48.950 (48.950)	48	0.950	
27	Andretti Formula E / Andretti ATEC-02							
1	16:31:58.795	28:12.500	16:32:47.731	29:01.436	48.936 (48.936)	48	0.936	
28	Andretti Formula E / Andretti ATEC-02							
1	16:33:19.351	29:33.056	16:34:08.152	30:21.857	48.801 (48.801)	48	0.801	
33	TECHEETAH / Renault Z.E. 16							
1	16:30:26.547	26:40.252	16:31:15.892	27:29.597	49.345 (49.345)	48	1.345	
37	DS Virgin Racing / DS Virgin DSV-02							
1	16:30:10.456	26:24.161	16:30:58.795	27:12.500	48.339 (48.339)	48	0.339	
47	Panasonic Jaguar Racing / Jaguar I-Type 1							
1	16:30:32.752	26:46.457	16:31:22.715	27:36.420	49.963 (49.963)	48	1.963	
66	ABT Schaeffler Audi Sport / ABT Schaeffler FE02							
1	16:30:13.239	26:26.944	16:31:01.955	27:15.660	48.716 (48.716)	48	0.716	
88	NEXTEV NIO / NextEV TCR Formula 002							
1	16:30:25.132	26:38.837	16:31:14.509	27:28.214	49.377 (49.377)	48	1.377	



FIA Formula E Championship

Round 7 - Berlin ePrix

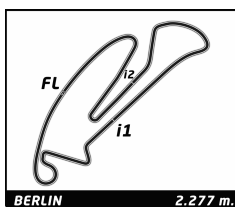
Race 1

Analysis

Official Timekeeper

■ Personal Best ■ Session Best ■ B Crossing the finish line in pit lane

Lap	C	Time	Sector 1	Sector 2	Sector 3	Kph	Elapsed	Lap	Time	Sector 1	Sector 2	Sector 3	Kph	Elapsed		
2		Sam BIRD														GBR
		DS Virgin Racing														DS Virgin DSV-02
1	B	1:17.922	32.869	20.745	24.308	105.2	1:17.922	8	A	1:12.461	27.330	20.532	24.599	113.1	9:52.203	
2	B	1:12.502	27.049	20.760	24.693	113.1	2:30.424	9	A	1:12.423	27.045	20.485	24.893	113.2	11:04.626	
3	B	1:11.772	27.004	20.539	24.229	114.2	3:42.196	10	A	1:12.326	27.101	20.482	24.743	113.3	12:16.952	
4	B	1:12.061	27.125	20.474	24.462	113.8	4:54.257	11	A	1:12.371	27.073	20.480	24.818	113.3	13:29.323	
5	B	1:11.586	26.770	20.536	24.280	114.5	6:05.843	12	A	1:12.674	27.289	20.463	24.922	112.8	14:41.997	
6	B	1:11.644	26.705	20.416	24.523	114.4	7:17.487	13	A	1:12.165	27.172	20.323	24.670	113.6	15:54.162	
7	B	1:12.009	26.999	20.487	24.523	113.8	8:29.496	14	A	1:13.095	27.307	20.777	25.011	112.1	17:07.257	
8	B	1:11.953	26.918	20.593	24.442	113.9	9:41.449	15	A	1:12.304	26.929	20.577	24.798	113.4	18:19.561	
9	B	1:11.963	26.963	20.599	24.401	113.9	10:53.412	16	A	1:12.679	27.155	20.623	24.901	112.8	19:32.240	
10	B	1:11.685	26.789	20.532	24.364	114.4	12:05.097	17	A	1:12.869	27.193	20.663	25.013	112.5	20:45.109	
11	B	1:11.753	26.810	20.502	24.441	114.2	13:16.850	18	A	1:12.939	27.311	20.734	24.894	112.4	21:58.048	
12	B	1:11.896	26.977	20.535	24.384	114.0	14:28.746	19	A	1:12.992	27.511	20.884	24.597	112.3	23:11.040	
13	B	1:12.018	26.901	20.581	24.536	113.8	15:40.764	20	A	1:12.318	26.975	20.664	24.679	113.3	24:23.358	
14	B	1:11.858	26.856	20.582	24.420	114.1	16:52.622	21	A	1:13.548	27.443	21.134	24.971	111.5	25:36.906	
15	B	1:11.984	26.961	20.573	24.450	113.9	18:04.606	22	B	1:52.981 B	27.207	20.525	1:05.249	72.6	27:29.887	
16	B	1:12.352	27.108	20.575	24.669	113.3	19:16.958	23	B	1:15.985	29.933	20.928	25.124	107.9	28:45.872	
17	B	1:12.056	27.117	20.631	24.308	113.8	20:29.014	24	B	1:12.445	26.943	20.839	24.663	113.2	29:58.317	
18	B	1:12.043	26.988	20.622	24.433	113.8	21:41.057	25	B	1:12.194	26.661	20.806	24.727	113.5	31:10.511	
19	B	1:12.397	27.167	20.713	24.517	113.2	22:53.454	26	B	1:12.047	26.802	20.597	24.648	113.8	32:22.558	
20	B	1:12.314	27.103	20.689	24.522	113.4	24:05.768	27	B	1:11.574	26.677	20.425	24.472	114.5	33:34.132	
21	B	1:13.120	27.189	21.255	24.676	112.1	25:18.888	28	B	1:11.590	26.676	20.488	24.426	114.5	34:45.722	
22	A	1:56.255 B	28.017	21.435	1:06.803	70.5	27:15.143	29	B	1:11.692	26.805	20.448	24.439	114.3	35:57.414	
23	A	1:14.602	29.442	20.890	24.270	109.9	28:29.745	30	B	1:11.953	26.850	20.562	24.541	113.9	37:09.367	
24	A	1:12.120	26.764	20.891	24.465	113.7	29:41.865	31	B	1:11.655	26.712	20.462	24.481	114.4	38:21.022	
25	A	1:11.632	26.763	20.431	24.438	114.4	30:53.497	32	B	1:11.952	27.001	20.407	24.544	113.9	39:32.974	
26	A	1:11.479	26.553	20.493	24.433	114.7	32:04.976	33	B	1:12.018	26.990	20.471	24.557	113.8	40:44.992	
27	A	1:10.949	26.506	20.328	24.115	115.5	33:15.925	34	B	1:12.220	26.861	20.542	24.817	113.5	41:57.212	
28	A	1:11.025	26.449	20.289	24.287	115.4	34:26.950	35	B	1:12.055	26.915	20.510	24.630	113.8	43:09.267	
29	A	1:11.143	26.435	20.388	24.320	115.2	35:38.093	36	B	1:12.454	27.040	20.600	24.814	113.1	44:21.721	
30	A	1:11.304	26.385	20.539	24.380	115.0	36:49.397	37	B	1:12.537	26.933	20.440	25.164	113.0	45:34.258	
31	A	1:11.520	26.788	20.520	24.212	114.6	38:00.917	38	B	1:11.834	26.798	20.389	24.647	114.1	46:46.092	
32	A	1:11.828	26.762	20.654	24.412	114.1	39:12.745	39	B	1:11.988	26.873	20.553	24.562	113.9	47:58.080	
33	A	1:11.790	26.771	20.662	24.357	114.2	40:24.535	40	B	1:12.154	26.860	20.617	24.677	113.6	49:10.234	
34	A	1:12.786	26.770	20.601	25.415	112.6	41:37.321	41	B	1:11.864	26.736	20.514	24.614	114.1	50:22.098	
35	A	1:11.513	26.770	20.484	24.259	114.6	42:48.834	42	B	1:12.479	26.933	20.681	24.865	113.1	51:34.577	
36	A	1:12.483	27.032	20.773	24.678	113.1	44:01.317	43	B	1:12.810	26.901	20.991	24.918	112.6	52:47.387	
37	A	1:11.947	26.718	20.646	24.583	113.9	45:13.264	44	B	1:15.254	27.278	22.254	25.722	108.9	54:02.641	
38	A	1:11.777	26.795	20.596	24.386	114.2	46:25.041									
39	A	1:11.736	26.822	20.535	24.379	114.3	47:36.777									
40	A	1:12.060	26.906	20.582	24.572	113.8	48:48.837									
41	A	1:12.036	26.947	20.631	24.458	113.8	50:00.873									
42	A	1:12.184	26.982	20.688	24.514	113.6	51:13.057									
43	A	1:12.525	26.751	20.991	24.783	113.0	52:25.582									
44	A	1:14.144	27.112	21.093	25.939	110.6	53:39.726									
3		Nelson PIQUET JR														BRA
		NEXTEV NIO														NextEV TCR Formula 002
1	A	1:21.857	36.119	20.891	24.847	100.1	1:21.857	1	B	1:24.041	37.743	21.213	25.085	97.5	1:24.041	
2	A	1:13.482	27.193	21.008	25.281	111.6	2:35.339	2	B	1:12.892	27.374	21.007	24.511	112.5	2:36.933	
3	A	1:13.499	27.805	21.023	24.671	111.5	3:48.838	3	B	1:12.977	27.323	21.059	24.595	112.3	3:49.910	
4	A	1:13.041	27.663	20.607	24.771	112.2	5:01.879	4	B	1:12.889	27.655	20.541	24.693	112.5	5:02.799	
5	A	1:13.379	27.954	20.576	24.849	111.7	6:15.258	5	B	1:12.812	27.417	20.726	24.669	112.6	6:15.611	
6	A	1:12.209	27.061	20.534	24.614	113.5	7:27.467	6	B	1:12.471	27.292	20.513	24.666	113.1	7:28.082	
7	A	1:12.275	27.192	20.525	24.558	113.4	8:39.742	7	B	1:12.398	27.160	20.664	24.574	113.2	8:40.480	
								8	B	1:12.942	27.155	20.635	25.152	112.4	9:53.422	
								9	B	1:12.366	27.262	20.559	24.545	113.3	11:05.788	
								10	B	1:12.329	27.040	20.656	24.633	113.3	12:18.117	
								11	B	1:12.635	27.242	20.696	24.697	112.9	13:30.752	
								12	B	1:12.569	27.023	20.823	24.723	113.0	14:43.321	
								13	B	1:21.677 B	27.017	20.954	33.706	100.4	16:04.998	
								14	B	1:16.954	30.720	21.209	25.025	106.5	17:21.952	
								15	B	1:13.359	27.549	20.816	24.994	111.7	18:35.311	
								16	B	1:12.941	27.078	20.949	24.914	112.4	19:48.252	
								17	B	1:12.808	27.104	20.842	24.862	112.6	21:01.060	
4		Tom DILLMANN														FRA
		Venturi Formula E Team														Venturi VM200-FE-02
1	B	1:24.041	37.743	21.213	25.085	97.5	1:24.041	1	B	1:24.041	37.743	21.213	25.085	97.5	1:24.041	
2	B	1:12.892	27.374	21.007	24.511	112.5	2:36.933	2	B	1:12.892	27.374	21.007	24.511	112.5	2:36.933	
3	B	1:12.977	27.323	21.059	24.595	112.3	3:49.910	3	B	1:12.977	27.323	21.059	24.595	112.3	3:49.910	
4	B	1:12.889	27.655	20.541	24.693	112.5	5:02.799	4	B	1:12.889	27.655	20.541	24.693	112.5	5:02.799	
5	B	1:12.812	27.417	20.726	24.669	112.6	6:15.611	5	B	1:12.812	27.417	20.726	24.669	112.6	6:15.611	
6	B	1:12.471	27.292	20.513	24.666	113.1	7:28.082	6	B	1:12.471	27.292	20.513	24.666	113.1	7:28.082	
7	B	1:12.398	27.160	20.664	24.574	113.2	8:40.480	7	B	1:12.398	27.160	20.664	24.574	113.2	8:40.480	
8	B	1:12.942	27.155	20.635	25.152	112.4	9:53.422	8	B	1:12.942	27.155	20.635	25.152	112.4	9:53.422	
9	B	1:12.366	27.262	20.559	24.545	113.3	11:05.788	9	B	1:12.366	27.262	20.559	24.545	113.3	11:05.788	
10	B	1:12.329	27.040	20.656	24.633	113.3	12:18.117	10	B	1:12.329	27.040	20.656	24.633	113.3	12:18.117	
11	B	1:12.635	27.242	20.696	24.697	112.9	13:30.752	11	B	1:12.635	27.242	20.696				



FIA Formula E Championship

Round 7 - Berlin ePrix

Race 1

Analysis

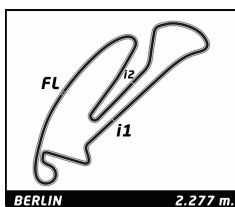
Official Timekeeper

■ Personal Best ■ Session Best ■ B Crossing the finish line in pit lane

Lap	C	Time	Sector 1	Sector 2	Sector 3	Kph	Elapsed	Lap	Time	Sector 1	Sector 2	Sector 3	Kph	Elapsed	
18	B	1:13.042	27.094	21.108	24.840	112.2	22:14.102	28	A	1:12.090	26.952	20.664	24.474	113.7	34:40.912
19	B	1:12.300	26.838	20.808	24.654	113.4	23:26.402	29	A	1:12.562	27.125	20.716	24.721	113.0	35:53.474
20	B	1:12.294	26.915	20.779	24.600	113.4	24:38.696	30	A	1:11.892	26.962	20.461	24.469	114.0	37:05.366
21	B	1:13.248	27.824	20.849	24.575	111.9	25:51.944	31	A	1:12.201	27.067	20.544	24.590	113.5	38:17.567
22	A	1:51.517 B	27.020	20.328	1:04.169	73.5	27:43.461	32	A	1:12.223	27.125	20.497	24.601	113.5	39:29.790
23	A	1:14.260	29.533	20.396	24.331	110.4	28:57.721	33	A	1:12.120	27.046	20.564	24.510	113.7	40:41.910
24	A	1:11.702	26.619	20.626	24.457	114.3	30:09.423	34	A	1:11.832	26.927	20.550	24.355	114.1	41:53.742
25	A	1:12.161	26.598	20.878	24.685	113.6	31:21.584	35	A	1:12.408	27.114	20.699	24.595	113.2	43:06.150
26	A	1:11.937	26.619	20.661	24.657	113.9	32:33.521	36	A	1:12.355	27.044	20.605	24.706	113.3	44:18.505
27	A	1:12.259	26.792	20.669	24.798	113.4	33:45.780	37	A	1:12.054	26.992	20.591	24.471	113.8	45:30.559
28	A	1:12.369	27.009	20.660	24.700	113.3	34:58.149	38	A	1:12.314	27.086	20.689	24.539	113.4	46:42.873
29	A	1:12.164	26.822	20.582	24.760	113.6	36:10.313	39	A	1:12.118	26.959	20.632	24.527	113.7	47:54.991
30	A	1:12.535	26.879	20.696	24.960	113.0	37:22.848	40	A	1:12.367	27.107	20.748	24.512	113.3	49:07.358
31	A	1:12.571	27.047	20.729	24.795	113.0	38:35.419	41	A	1:12.208	27.048	20.663	24.497	113.5	50:19.566
32	A	1:12.512	27.036	20.614	24.862	113.0	39:47.931	42	A	1:12.388	27.235	20.627	24.526	113.2	51:31.954
33	A	1:12.350	26.852	20.706	24.792	113.3	41:00.281	43	A	1:12.710	27.302	20.643	24.765	112.7	52:44.664
34	A	1:12.435	27.011	20.686	24.738	113.2	42:12.716	44	A	1:14.027	27.635	20.853	25.539	110.7	53:58.691
35	A	1:12.217	27.018	20.590	24.609	113.5	43:24.933								
36	A	1:12.446	26.974	20.660	24.812	113.1	44:37.379								
37	A	1:12.595	27.023	20.726	24.846	112.9	45:49.974								
38	A	1:12.603	27.114	20.656	24.833	112.9	47:02.577								
39	A	1:12.019	26.791	20.663	24.565	113.8	48:14.596								
40	A	1:12.884	27.656	20.604	24.624	112.5	49:27.480								
41	A	1:12.422	27.062	20.660	24.700	113.2	50:39.902								
42	A	1:12.876	27.231	20.745	24.900	112.5	51:52.778								
43	A	1:16.519	27.688	22.168	26.663	107.1	53:09.297								
44	A	1:18.059	28.827	22.947	26.285	105.0	54:27.356								

5		Maro ENGEL		DEU			
		Venturi Formula E Team		Venturi VM200-FE-02			
1	B	1:19.964	34.890	20.584	24.490	102.5	1:19.964
2	B	1:11.990	26.932	20.478	24.580	113.9	2:31.954
3	B	1:12.216	26.913	20.784	24.519	113.5	3:44.170
4	B	1:12.075	27.047	20.629	24.399	113.7	4:56.245
5	B	1:12.193	27.154	20.516	24.523	113.5	6:08.438
6	B	1:12.289	27.215	20.485	24.589	113.4	7:20.727
7	B	1:12.133	27.073	20.537	24.523	113.6	8:32.860
8	B	1:12.302	27.125	20.535	24.642	113.4	9:45.162
9	B	1:12.918	27.543	20.772	24.603	112.4	10:58.080
10	B	1:12.430	27.223	20.757	24.450	113.2	12:10.510
11	B	1:12.785	27.456	20.726	24.603	112.6	13:23.295
12	B	1:12.604	27.324	20.746	24.534	112.9	14:35.899
13	B	1:12.377	27.012	20.686	24.679	113.3	15:48.276
14	B	1:12.579	27.349	20.701	24.529	112.9	17:00.855
15	B	1:12.852	27.409	20.816	24.627	112.5	18:13.707
16	B	1:12.571	27.267	20.771	24.533	113.0	19:26.278
17	B	1:13.469	27.283	20.753	25.433	111.6	20:39.747
18	B	1:13.376	27.721	20.964	24.691	111.7	21:53.123
19	B	1:12.978	27.593	20.793	24.592	112.3	23:06.101
20	B	1:13.142	27.601	20.809	24.732	112.1	24:19.243
21	B	1:13.862	27.674	21.095	25.093	111.0	25:33.105
22	A	1:52.619 B	27.498	20.977	1:04.144	72.8	27:25.724
23	A	1:15.043	29.561	20.891	24.591	109.2	28:40.767
24	A	1:12.211	27.191	20.634	24.386	113.5	29:52.978
25	A	1:12.052	27.017	20.589	24.446	113.8	31:05.030
26	A	1:11.922	27.023	20.523	24.376	114.0	32:16.952
27	A	1:11.870	26.902	20.625	24.343	114.1	33:28.822

6		Loïc DUVAL		FRA			
		Faraday Future Dragon Racing		Penske 701-EV			
1	A	1:24.894	38.499	21.427	24.968	96.6	1:24.894
2	A	1:12.741	27.095	20.927	24.719	112.7	2:37.635
3	A	1:13.169	27.101	21.234	24.834	112.0	3:50.804
4	A	1:12.568	27.227	20.724	24.617	113.0	5:03.372
5	A	1:12.740	27.363	20.625	24.752	112.7	6:16.112
6	A	1:12.457	27.169	20.635	24.653	113.1	7:28.569
7	A	1:12.491	27.124	20.612	24.755	113.1	8:41.060
8	A	1:12.602	27.199	20.685	24.718	112.9	9:53.662
9	A	1:12.804	27.526	20.641	24.637	112.6	11:06.466
10	A	1:12.835	27.188	21.048	24.599	112.5	12:19.301
11	A	1:12.433	26.983	20.845	24.605	113.2	13:31.734
12	A	1:13.397	27.097	21.225	25.075	111.7	14:45.131
13	A	1:13.327	27.435	21.019	24.873	111.8	15:58.458
14	A	1:13.316	27.386	21.026	24.904	111.8	17:11.774
15	A	1:13.461	27.527	21.094	24.840	111.6	18:25.235
16	A	1:13.239	27.298	21.258	24.683	111.9	19:38.474
17	A	1:13.138	27.352	21.011	24.775	112.1	20:51.612
18	A	1:12.888	27.027	21.022	24.839	112.5	22:04.500
19	A	1:12.922	27.233	20.965	24.724	112.4	23:17.422
20	A	1:12.992	27.131	21.162	24.699	112.3	24:30.414
21	A	1:13.305	27.350	21.028	24.927	111.8	25:43.719
22	B	1:53.960 B	27.447	21.573	1:04.940	71.9	27:37.679
23	B	1:16.047	30.260	21.078	24.709	107.8	28:53.726
24	B	1:12.348	26.713	20.960	24.675	113.3	30:06.074
25	B	1:12.985	27.054	21.186	24.745	112.3	31:19.059
26	B	1:12.812	27.204	21.082	24.526	112.6	32:31.871
27	B	1:12.542	27.004	20.827	24.711	113.0	33:44.413
28	B	1:12.396	26.871	20.922	24.603	113.2	34:56.809
29	B	1:12.242	26.854	20.743	24.645	113.5	36:09.051
30	B	1:12.207	26.737	20.807	24.663	113.5	37:21.258
31	B	1:12.281	26.621	20.893	24.767	113.4	38:33.539
32	B	1:12.681	26.975	20.978	24.728	112.8	39:46.220
33	B	1:12.581	26.699	21.047	24.835	112.9	40:58.801
34	B	1:12.350	26.649	21.109	24.592	113.3	42:11.151
35	B	1:12.530	26.881	20.949	24.700	113.0	43:23.681
36	B	1:12.424	26.950	20.784	24.690	113.2	44:36.105
37	B	1:12.325	26.739	20.877	24.709	113.3	45:48.430



FIA Formula E Championship

Round 7 - Berlin ePrix

Race 1

Analysis

Official Timekeeper TAGHeuer

■ Personal Best ■ Session Best ■ B Crossing the finish line in pit lane

Lap	C	Time	Sector 1	Sector 2	Sector 3	Kph	Elapsed	Lap	Time	Sector 1	Sector 2	Sector 3	Kph	Elapsed	
38	B	1:12.626	27.030	21.035	24.561	112.9	47:01.056	1	B	1:20.406	35.130	20.840	24.436	101.9	1:20.406
39	B	1:12.291	26.781	20.854	24.656	113.4	48:13.347	2	B	1:11.985	26.949	20.541	24.495	113.9	2:32.391
40	B	1:12.689	27.047	20.865	24.777	112.8	49:26.036	3	B	1:12.673	28.047	20.445	24.181	112.8	3:45.064
41	B	1:12.650	26.920	20.874	24.856	112.8	50:38.686	4	B	1:11.706	26.646	20.412	24.648	114.3	4:56.770
42	B	1:12.934	27.211	20.968	24.755	112.4	51:51.620	5	B	1:12.223	27.239	20.466	24.518	113.5	6:08.993
43	B	1:13.267	27.396	21.010	24.861	111.9	53:04.887	6	B	1:12.227	27.021	20.720	24.486	113.5	7:21.220
44	B	1:13.784	27.265	21.177	25.342	111.1	54:18.671	7	B	1:12.132	27.048	20.623	24.461	113.6	8:33.352

7 Jérôme D'AMBROSIO BEL
Faraday Future Dragon Racing Penske 701-EV

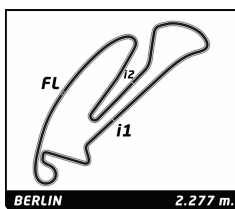
1	B	1:21.348	35.575	21.035	24.738	100.8	1:21.348
2	B	1:12.706	27.208	20.846	24.652	112.7	2:34.054
3	B	1:12.504	27.080	20.837	24.587	113.1	3:46.558
4	B	1:12.621	27.050	20.848	24.723	112.9	4:59.179
5	B	1:12.330	27.053	20.666	24.611	113.3	6:11.509
6	B	1:12.348	27.036	20.609	24.703	113.3	7:23.857
7	B	1:12.763	27.453	20.651	24.659	112.7	8:36.620
8	B	1:12.405	27.208	20.586	24.611	113.2	9:49.025
9	B	1:13.322	27.178	20.760	25.384	111.8	11:02.347
10	B	1:12.537	27.209	20.587	24.741	113.0	12:14.884
11	B	1:12.640	27.032	20.585	25.023	112.8	13:27.524
12	B	1:12.531	27.076	20.589	24.866	113.0	14:40.055
13	B	1:12.867	27.139	20.657	25.071	112.5	15:52.922
14	B	1:12.628	27.115	20.660	24.853	112.9	17:05.550
15	B	1:12.773	27.049	20.940	24.784	112.6	18:18.323
16	B	1:12.869	27.378	20.744	24.747	112.5	19:31.192
17	B	1:13.143	27.335	20.681	25.127	112.1	20:44.335
18	B	1:12.802	27.175	20.784	24.843	112.6	21:57.137
19	B	1:14.478	27.992	21.077	25.409	110.1	23:11.615
20	B	1:12.976	27.192	20.966	24.818	112.3	24:24.591
21	B	1:13.399	27.413	20.815	25.171	111.7	25:37.990
22	A	1:54.067 B	27.242	21.075	1:05.750	71.9	27:32.057
23	A	1:15.204	29.863	20.628	24.713	109.0	28:47.261
24	A	1:12.311	26.988	20.674	24.649	113.4	29:59.572
25	A	1:11.969	27.061	20.492	24.416	113.9	31:11.541
26	A	1:12.140	27.036	20.526	24.578	113.6	32:23.681
27	A	1:11.942	26.699	20.547	24.696	113.9	33:35.623
28	A	1:12.037	26.731	20.560	24.746	113.8	34:47.660
29	A	1:11.907	26.722	20.473	24.712	114.0	35:59.567
30	A	1:11.924	26.675	20.529	24.720	114.0	37:11.491
31	A	1:12.230	26.828	20.649	24.753	113.5	38:23.721
32	A	1:11.822	26.835	20.434	24.553	114.1	39:35.543
33	A	1:12.298	26.828	20.758	24.712	113.4	40:47.841
34	A	1:12.166	26.980	20.678	24.508	113.6	42:00.007
35	A	1:12.251	26.949	20.621	24.681	113.5	43:12.258
36	A	1:12.053	26.933	20.519	24.601	113.8	44:24.311
37	A	1:12.193	26.772	20.742	24.679	113.5	45:36.504
38	A	1:12.149	26.822	20.773	24.554	113.6	46:48.653
39	A	1:12.147	26.975	20.617	24.555	113.6	48:00.800
40	A	1:12.502	26.992	20.797	24.713	113.1	49:13.302
41	A	1:12.142	26.786	20.718	24.638	113.6	50:25.444
42	A	1:12.183	26.957	20.687	24.539	113.6	51:37.627
43	A	1:13.237	27.220	21.048	24.969	111.9	52:50.864
44	A	1:14.509	27.293	21.718	25.498	110.0	54:05.373

8 Nicolas PROST FRA
Renault e.dams Renault Z.E. 16

1	B	1:20.406	35.130	20.840	24.436	101.9	1:20.406
2	B	1:11.985	26.949	20.541	24.495	113.9	2:32.391
3	B	1:12.673	28.047	20.445	24.181	112.8	3:45.064
4	B	1:11.706	26.646	20.412	24.648	114.3	4:56.770
5	B	1:12.223	27.239	20.466	24.518	113.5	6:08.993
6	B	1:12.227	27.021	20.720	24.486	113.5	7:21.220
7	B	1:12.132	27.048	20.623	24.461	113.6	8:33.352
8	B	1:12.221	27.067	20.569	24.585	113.5	9:45.573
9	B	1:11.505	26.531	20.630	24.344	114.6	10:57.078
10	B	1:11.918	26.637	20.756	24.525	114.0	12:08.996
11	B	1:11.872	26.756	20.656	24.460	114.1	13:20.868
12	B	1:11.827	26.768	20.630	24.429	114.1	14:32.695
13	B	1:11.914	26.897	20.592	24.425	114.0	15:44.609
14	B	1:11.954	26.875	20.598	24.481	113.9	16:56.563
15	B	1:12.245	26.975	20.510	24.760	113.5	18:08.808
16	B	1:12.225	26.841	20.745	24.639	113.5	19:21.033
17	B	1:12.207	26.898	20.747	24.562	113.5	20:33.240
18	B	1:11.941	26.783	20.690	24.468	113.9	21:45.181
19	B	1:11.834	26.700	20.754	24.380	114.1	22:57.015
20	B	1:12.349	26.965	20.754	24.630	113.3	24:09.364
21	B	1:12.251	26.769	20.902	24.580	113.5	25:21.615
22	A	1:52.311 B	27.280	21.054	1:03.977	73.0	27:13.926
23	A	1:14.859	29.578	20.764	24.517	109.5	28:28.785
24	A	1:11.679	26.659	20.566	24.454	114.4	29:40.464
25	A	1:11.403	26.715	20.531	24.157	114.8	30:51.867
26	A	1:11.377	26.419	20.648	24.310	114.8	32:03.244
27	A	1:11.430	26.671	20.485	24.274	114.8	33:14.674
28	A	1:11.117	26.408	20.503	24.206	115.3	34:25.791
29	A	1:11.283	26.544	20.418	24.321	115.0	35:37.074
30	A	1:11.511	26.605	20.532	24.374	114.6	36:48.585
31	A	1:11.476	26.535	20.586	24.355	114.7	38:00.061
32	A	1:11.938	26.960	20.504	24.474	113.9	39:11.999
33	A	1:12.015	26.854	20.721	24.440	113.8	40:24.014
34	A	1:12.012	26.838	20.610	24.564	113.8	41:36.026
35	A	1:12.002	26.811	20.719	24.472	113.8	42:48.028
36	A	1:12.772	27.494	20.758	24.520	112.6	44:00.800
37	A	1:11.897	26.760	20.644	24.493	114.0	45:12.697
38	A	1:11.900	26.827	20.563	24.510	114.0	46:24.597
39	A	1:11.668	26.801	20.516	24.351	114.4	47:36.265
40	A	1:12.128	26.961	20.579	24.588	113.6	48:48.393
41	A	1:12.092	26.941	20.646	24.505	113.7	50:00.485
42	A	1:11.979	26.867	20.594	24.518	113.9	51:12.464
43	A	1:12.470	26.870	20.716	24.884	113.1	52:24.934
44	A	1:13.795	27.442	20.979	25.374	111.1	53:38.729

9 Sébastien BUEMI CHE
Renault e.dams Renault Z.E. 16

1	A	1:23.256	36.967	21.122	25.167	98.5	1:23.256
2	A	1:12.519	26.723	20.720	25.076	113.0	2:35.775
3	A	1:12.032	26.741	20.755	24.536	113.8	3:47.807
4	A	1:12.359	26.921	20.778	24.660	113.3	5:00.166
5	A	1:12.439	27.042	20.779	24.618	113.2	6:12.605
6	A	1:12.259	26.920	20.761	24.578	113.4	7:24.864
7	A	1:12.399	27.062	20.744	24.593	113.2	8:37.263
8	A	1:12.263	26.960	20.745	24.558	113.4	9:49.526
9	A	1:12.223	27.058	20.668	24.497	113.5	11:01.749
10	A	1:12.024	27.009	20.604	24.411	113.8	12:13.773



FIA Formula E Championship

Round 7 - Berlin ePrix

Race 1

Analysis

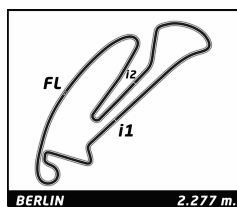
Official Timekeeper

■ Personal Best
 ■ Session Best
 ■ B Crossing the finish line in pit lane

Lap	C	Time	Sector 1	Sector 2	Sector 3	Kph	Elapsed	Lap	Time	Sector 1	Sector 2	Sector 3	Kph	Elapsed	
11	A	1:11.787	26.823	20.542	24.422	114.2	13:25.560	21	A	1:13.207	27.347	20.988	24.872	112.0	25:11.131
12	A	1:12.151	26.946	20.593	24.612	113.6	14:37.711	22	B	1:53.325 B	27.788	21.093	1:04.444	72.3	27:04.456
13	A	1:12.029	26.852	20.599	24.578	113.8	15:49.740	23	B	1:14.003	29.645	20.249	24.109	110.8	28:18.459
14	A	1:12.278	27.035	20.657	24.586	113.4	17:02.018	24	B	1:11.224	26.529	20.420	24.275	115.1	29:29.683
15	A	1:12.258	26.894	20.753	24.611	113.4	18:14.276	25	B	1:11.787	26.828	20.501	24.458	114.2	30:41.470
16	A	1:12.494	27.131	20.703	24.660	113.1	19:26.770	26	B	1:11.240	26.590	20.397	24.253	115.1	31:52.710
17	A	1:12.417	27.282	20.607	24.528	113.2	20:39.187	27	B	1:11.070	26.449	20.353	24.268	115.3	33:03.780
18	A	1:12.583	27.270	20.684	24.629	112.9	21:51.770	28	B	1:11.147	26.463	20.449	24.235	115.2	34:14.927
19	A	1:12.140	26.923	20.613	24.604	113.6	23:03.910	29	B	1:11.141	26.479	20.377	24.285	115.2	35:26.068
20	A	1:11.758	26.733	20.633	24.392	114.2	24:15.668	30	B	1:11.279	26.548	20.360	24.371	115.0	36:37.347
21	A	1:11.695	26.707	20.435	24.553	114.3	25:27.363	31	B	1:11.714	26.616	20.545	24.553	114.3	37:49.061
22	B	1:51.087 B	26.748	20.702	1:03.637	73.8	27:18.450	32	B	1:11.767	26.766	20.555	24.446	114.2	39:00.828
23	B	1:14.414	29.399	20.608	24.407	110.2	28:32.864	33	B	1:11.664	26.671	20.609	24.384	114.4	40:12.492
24	B	1:11.694	26.747	20.497	24.450	114.3	29:44.558	34	B	1:11.578	26.694	20.561	24.323	114.5	41:24.070
25	B	1:11.201	26.603	20.268	24.330	115.1	30:55.759	35	B	1:11.546	26.640	20.531	24.375	114.6	42:35.616
26	B	1:11.100	26.583	20.381	24.136	115.3	32:06.859	36	B	1:11.378	26.590	20.457	24.331	114.8	43:46.994
27	B	1:11.057	26.681	20.434	23.942	115.4	33:17.916	37	B	1:11.251	26.467	20.451	24.333	115.0	44:58.245
28	B	1:11.147	26.348	20.602	24.197	115.2	34:29.063	38	B	1:11.596	26.691	20.545	24.360	114.5	46:09.841
29	B	1:11.022	26.394	20.447	24.181	115.4	35:40.085	39	B	1:11.652	26.650	20.662	24.340	114.4	47:21.493
30	B	1:10.963	26.508	20.406	24.049	115.5	36:51.048	40	B	1:11.590	26.630	20.494	24.466	114.5	48:33.083
31	B	1:11.288	26.558	20.542	24.188	115.0	38:02.336	41	B	1:11.947	26.789	20.593	24.565	113.9	49:45.030
32	B	1:11.172	26.652	20.342	24.178	115.2	39:13.508	42	B	1:11.678	26.651	20.429	24.598	114.4	50:56.708
33	B	1:11.512	26.715	20.482	24.315	114.6	40:25.020	43	B	1:12.438	26.944	20.785	24.709	113.2	52:09.146
34	B	1:11.781	26.830	20.438	24.513	114.2	41:36.801	44	B	1:12.747	26.898	20.967	24.882	112.7	53:21.893
35	B	1:11.630	26.693	20.576	24.361	114.4	42:48.431								
36	B	1:11.962	26.566	20.891	24.505	113.9	44:00.393								
37	B	1:11.682	26.583	20.674	24.425	114.4	45:12.075								
38	B	1:11.872	26.852	20.642	24.378	114.1	46:23.947								
39	B	1:11.793	26.756	20.601	24.436	114.2	47:35.740								
40	B	1:12.112	26.926	20.435	24.751	113.7	48:47.852								
41	B	1:12.003	27.014	20.627	24.362	113.8	49:59.855								
42	B	1:12.052	26.885	20.452	24.715	113.8	51:11.907								
43	B	1:12.490	26.842	20.553	25.095	113.1	52:24.397								
44	B	1:13.152	27.436	20.933	24.783	112.1	53:37.549								

11 Lucas DI GRASSI		BRA					
ABT Schaeffler Audi Sport		ABT Schaeffler FE02					
1	A	1:15.602	30.816	20.503	24.283	108.4	1:15.602
2	A	1:12.004	26.912	20.609	24.483	113.8	2:27.606
3	A	1:11.586	26.685	20.543	24.358	114.5	3:39.192
4	A	1:11.640	26.699	20.485	24.456	114.4	4:50.832
5	A	1:11.376	26.605	20.446	24.325	114.8	6:02.208
6	A	1:11.478	26.643	20.463	24.372	114.7	7:13.686
7	A	1:11.380	26.563	20.437	24.380	114.8	8:25.066
8	A	1:11.454	26.694	20.452	24.308	114.7	9:36.520
9	A	1:11.266	26.480	20.491	24.295	115.0	10:47.786
10	A	1:11.476	26.592	20.542	24.342	114.7	11:59.262
11	A	1:11.850	27.007	20.534	24.309	114.1	13:11.112
12	A	1:11.664	26.823	20.562	24.279	114.4	14:22.776
13	A	1:11.605	26.827	20.449	24.329	114.5	15:34.381
14	A	1:11.727	26.971	20.418	24.338	114.3	16:46.108
15	A	1:11.833	26.844	20.578	24.411	114.1	17:57.941
16	A	1:11.825	26.834	20.634	24.357	114.1	19:09.766
17	A	1:11.757	26.785	20.523	24.449	114.2	20:21.523
18	A	1:12.035	26.934	20.601	24.500	113.8	21:33.558
19	A	1:11.987	26.878	20.613	24.496	113.9	22:45.545
20	A	1:12.379	26.972	20.679	24.728	113.3	23:57.924

19 Felix ROSENQVIST		SWE					
Mahindra Racing		Mahindra M3Electro					
1	B	1:16.133	31.289	20.487	24.357	107.7	1:16.133
2	B	1:12.464	27.214	20.669	24.581	113.1	2:28.597
3	B	1:11.995	26.929	20.587	24.479	113.9	3:40.592
4	B	1:11.566	26.799	20.419	24.348	114.5	4:52.158
5	B	1:11.307	26.555	20.349	24.403	115.0	6:03.465
6	B	1:11.862	26.866	20.514	24.482	114.1	7:15.327
7	B	1:11.657	26.756	20.412	24.489	114.4	8:26.984
8	B	1:11.512	26.844	20.348	24.320	114.6	9:38.496
9	B	1:11.330	26.691	20.420	24.219	114.9	10:49.826
10	B	1:11.776	26.849	20.472	24.455	114.2	12:01.602
11	B	1:11.618	26.744	20.341	24.533	114.5	13:13.220
12	B	1:11.598	26.735	20.533	24.330	114.5	14:24.818
13	B	1:11.536	26.842	20.390	24.304	114.6	15:36.354
14	B	1:11.495	26.686	20.463	24.346	114.7	16:47.849
15	B	1:11.737	26.887	20.419	24.431	114.3	17:59.586
16	B	1:11.774	26.800	20.505	24.469	114.2	19:11.360
17	B	1:11.491	26.704	20.376	24.411	114.7	20:22.851
18	B	1:11.713	26.867	20.455	24.391	114.3	21:34.564
19	B	1:12.265	27.087	20.713	24.465	113.4	22:46.829
20	B	1:12.066	26.930	20.501	24.635	113.7	23:58.895
21	B	1:12.642	27.158	20.765	24.719	112.8	25:11.537
22	A	1:52.046 B	26.883	20.657	1:04.506	73.2	27:03.583
23	A	1:13.794	29.420	20.220	24.154	111.1	28:17.377
24	A	1:11.556	26.328	20.606	24.622	114.6	29:28.933
25	A	1:11.542	26.734	20.458	24.350	114.6	30:40.475
26	A	1:11.164	26.578	20.372	24.214	115.2	31:51.639
27	A	1:10.888	26.477	20.243	24.168	115.6	33:02.527
28	A	1:11.341	26.689	20.412	24.240	114.9	34:13.868
29	A	1:11.256	26.715	20.345	24.196	115.0	35:25.124
30	A	1:11.330	26.741	20.297	24.292	114.9	36:36.454



FIA Formula E Championship

Round 7 - Berlin ePrix

Race 1

Analysis

Official Timekeeper TAG Heuer

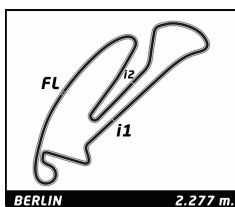
■ Personal Best ■ Session Best B Crossing the finish line in pit lane

Lap	C	Time	Sector 1	Sector 2	Sector 3	Kph	Elapsed	Lap	Time	Sector 1	Sector 2	Sector 3	Kph	Elapsed	
31	A	1:11.037	26.511	20.266	24.260	115.4	37:47.491	22	B	1:51.604B	27.276	20.629	1:03.699	73.4	27:08.789
32	A	1:11.076	26.632	20.269	24.175	115.3	38:58.567	23	B	1:14.794	29.647	20.771	24.376	109.6	28:23.583
33	A	1:11.457	26.736	20.399	24.322	114.7	40:10.024	24	B	1:11.357	26.319	20.633	24.405	114.9	29:34.940
34	A	1:11.619	26.825	20.418	24.376	114.5	41:21.643	25	B	1:11.264	26.605	20.423	24.236	115.0	30:46.204
35	A	1:11.404	26.631	20.455	24.318	114.8	42:33.047	26	B	1:11.162	26.631	20.381	24.150	115.2	31:57.366
36	A	1:11.265	26.800	20.294	24.171	115.0	43:44.312	27	B	1:10.948	26.418	20.401	24.129	115.5	33:08.314
37	A	1:11.199	26.587	20.291	24.321	115.1	44:55.511	28	B	1:11.443	26.671	20.465	24.307	114.7	34:19.757
38	A	1:11.527	26.757	20.383	24.387	114.6	46:07.038	29	B	1:11.133	26.546	20.476	24.111	115.2	35:30.890
39	A	1:11.444	26.738	20.335	24.371	114.7	47:18.482	30	B	1:11.314	26.669	20.489	24.156	114.9	36:42.204
40	A	1:11.657	26.897	20.418	24.342	114.4	48:30.139	31	B	1:11.163	26.530	20.327	24.306	115.2	37:53.367
41	A	1:11.459	26.592	20.466	24.401	114.7	49:41.598	32	B	1:11.265	26.493	20.359	24.413	115.0	39:04.632
42	A	1:11.606	26.686	20.473	24.447	114.5	50:53.204	33	B	1:11.205	26.612	20.331	24.262	115.1	40:15.837
43	A	1:12.418	26.967	20.690	24.761	113.2	52:05.622	34	B	1:11.134	26.599	20.325	24.210	115.2	41:26.971
44	A	1:14.039	27.452	20.939	25.648	110.7	53:19.661	35	B	1:11.288	26.673	20.401	24.214	115.0	42:38.259

20 Mitch EVANS		NZL					
Panasonic Jaguar Racing		Jaguar I-Type 1					
1	A	8:16.607B	39.702	32.150	7:04.755	16.5	8:16.607
2	B	7:52.152B	39.675	42.416	6:30.061	17.4	16:08.759
3	B	1:29.607	37.252	25.481	26.874	91.5	17:38.366
4	B	1:15.101	29.344	21.712	24.045	109.1	18:53.467
5	B	1:10.404	26.109	20.189	24.106	116.4	20:03.871
6	B	1:16.728	29.036	22.385	25.307	106.8	21:20.599
7	B	11:27.042B	26.145	22.798	...	11.9	32:47.641
8	B	1:20.884	34.243	22.396	24.245	101.3	34:08.525
9	B	1:12.300	26.844	21.280	24.176	113.4	35:20.825
10	B	1:10.519	26.306	20.229	23.984	116.2	36:31.344
11	B	1:12.689	26.338	20.526	25.825	112.8	37:44.033
12	B	1:10.341	26.231	20.177	23.933	116.5	38:54.374
13	B	8:48.025B	26.375	21.490	8:00.160	15.5	47:42.399
14	B	1:35.459	36.547	23.500	35.412	85.9	49:17.858
15	B	1:18.128	28.060	23.928	26.140	104.9	50:35.986
16	B	1:10.224	26.128	20.131	23.965	116.7	51:46.210

23 Nick HEIDFELD		DEU					
Mahindra Racing		Mahindra M3Electro					
1	A	1:16.898	31.989	20.623	24.286	106.6	1:16.898
2	A	1:12.563	27.491	20.625	24.447	113.0	2:29.461
3	A	1:11.960	26.975	20.534	24.451	113.9	3:41.421
4	A	1:11.812	26.892	20.557	24.363	114.1	4:53.233
5	A	1:11.292	26.644	20.397	24.251	115.0	6:04.525
6	A	1:11.955	26.906	20.398	24.651	113.9	7:16.480
7	A	1:11.843	26.999	20.485	24.359	114.1	8:28.323
8	A	1:11.967	26.989	20.459	24.519	113.9	9:40.290
9	A	1:11.700	26.860	20.507	24.333	114.3	10:51.990
10	A	1:11.656	26.760	20.511	24.385	114.4	12:03.646
11	A	1:11.560	26.695	20.506	24.359	114.6	13:15.206
12	A	1:11.613	26.821	20.405	24.387	114.5	14:26.819
13	A	1:11.726	26.856	20.511	24.359	114.3	15:38.545
14	A	1:11.811	26.931	20.487	24.393	114.1	16:50.356
15	A	1:12.100	27.075	20.515	24.510	113.7	18:02.456
16	A	1:11.860	26.940	20.512	24.408	114.1	19:14.316
17	A	1:12.453	26.948	20.933	24.572	113.1	20:26.769
18	A	1:12.076	26.934	20.623	24.519	113.7	21:38.845
19	A	1:12.022	26.864	20.658	24.500	113.8	22:50.867
20	A	1:12.597	27.145	20.586	24.866	112.9	24:03.464
21	A	1:13.721	27.221	21.164	25.336	111.2	25:17.185

25 Jean-Eric VERGNE		FRA					
TECHEETAH		Renault Z.E. 16					
1	A	1:19.427	34.118	20.896	24.413	103.2	1:19.427
2	A	1:12.003	26.821	20.625	24.557	113.8	2:31.430
3	A	1:12.210	26.968	20.682	24.560	113.5	3:43.640
4	A	1:11.917	26.788	20.608	24.521	114.0	4:55.557
5	A	1:11.983	27.003	20.573	24.407	113.9	6:07.540
6	A	1:11.783	26.775	20.624	24.384	114.2	7:19.323
7	A	1:11.928	26.958	20.577	24.393	114.0	8:31.251
8	A	1:12.165	27.011	20.635	24.519	113.6	9:43.416
9	A	1:11.809	26.793	20.595	24.421	114.2	10:55.225
10	A	1:12.016	26.770	20.719	24.527	113.8	12:07.241
11	A	1:11.937	26.839	20.591	24.507	113.9	13:19.178
12	A	1:12.042	26.825	20.665	24.552	113.8	14:31.220
13	A	1:12.621	27.304	20.700	24.617	112.9	15:43.841
14	A	1:12.153	26.874	20.781	24.498	113.6	16:55.994
15	A	1:12.329	26.899	20.742	24.688	113.3	18:08.323
16	A	1:12.061	26.720	20.820	24.521	113.8	19:20.384
17	A	1:12.013	26.756	20.778	24.479	113.8	20:32.397
18	A	1:11.811	26.834	20.579	24.398	114.1	21:44.208
19	A	1:11.686	26.647	20.586	24.453	114.3	22:55.894
20	A	1:11.563	26.679	20.540	24.344	114.5	24:07.457
21	A	1:12.034	26.867	20.657	24.510	113.8	25:19.491
22	B	1:53.256B	27.008	21.449	1:04.799	72.4	27:12.747
23	B	1:14.561	29.811	20.504	24.246	109.9	28:27.308
24	B	1:11.650	26.609	20.876	24.165	114.4	29:38.958
25	B	1:11.386	26.551	20.533	24.302	114.8	30:50.344
26	B	1:11.352	26.510	20.584	24.258	114.9	32:01.696
27	B	1:11.422	26.712	20.405	24.305	114.8	33:13.118
28	B	1:11.667	26.817	20.522	24.328	114.4	34:24.785
29	B	1:11.517	26.626	20.572	24.319	114.6	35:36.302
30	B	1:11.490	26.537	20.517	24.436	114.7	36:47.792
31	B	1:11.778	26.657	20.534	24.587	114.2	37:59.570



FIA Formula E Championship

Round 7 - Berlin ePrix

Race 1

Analysis

Official Timekeeper

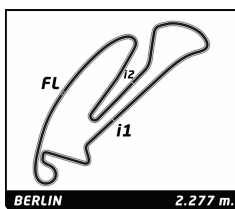
■ Personal Best ■ Session Best ■ B Crossing the finish line in pit lane

Lap	C	Time	Sector 1	Sector 2	Sector 3	Kph	Elapsed	Lap	Time	Sector 1	Sector 2	Sector 3	Kph	Elapsed
32	B	1:11.812	26.806	20.555	24.451	114.1	39:11.382	42	B	1:12.766	27.106	20.789	24.871	112.7 51:54.012
33	B	1:12.138	27.046	20.599	24.493	113.6	40:23.520	43	B	1:14.633	27.285	22.126	25.222	109.8 53:08.645
34	B	1:11.919	26.819	20.604	24.496	114.0	41:35.439	44	B	1:13.479	26.901	20.879	25.699	111.6 54:22.124
35	B	1:12.251	26.968	20.604	24.679	113.5	42:47.690							
36	B	1:11.890	26.886	20.600	24.404	114.0	43:59.580							
37	B	1:11.882	26.762	20.627	24.493	114.0	45:11.462							
38	B	1:11.862	26.797	20.639	24.426	114.1	46:23.324							
39	B	1:11.809	26.618	20.678	24.513	114.2	47:35.133							
40	B	1:12.237	26.959	20.685	24.593	113.5	48:47.370							
41	B	1:11.997	26.825	20.654	24.518	113.9	49:59.367							
42	B	1:12.005	26.760	20.735	24.510	113.8	51:11.372							
43	B	1:12.178	26.768	20.852	24.558	113.6	52:23.550							
44	B	1:11.800	26.849	20.552	24.399	114.2	53:35.350							

27		Robin FRIJNS	NLD										
		Andretti Formula E	Andretti ATEC-02										
1	A	1:25.517	38.238	22.194	25.085	95.9	1:25.517						
2	A	1:13.222	27.407	21.094	24.721	111.9	2:38.739						
3	A	1:12.900	27.013	21.055	24.832	112.4	3:51.639						
4	A	1:13.237	27.291	21.208	24.738	111.9	5:04.876						
5	A	1:13.117	27.023	21.035	25.059	112.1	6:17.993						
6	A	1:13.507	27.138	21.320	25.049	111.5	7:31.500						
7	A	1:13.288	27.079	21.342	24.867	111.8	8:44.788						
8	A	1:13.374	27.170	21.292	24.912	111.7	9:58.162						
9	A	1:12.874	27.078	21.021	24.775	112.5	11:11.036						
10	A	1:13.281	27.142	21.232	24.907	111.9	12:24.317						
11	A	1:13.288	27.110	21.224	24.954	111.8	13:37.605						
12	A	1:13.143	27.276	21.068	24.799	112.1	14:50.748						
13	A	1:13.490	27.399	21.095	24.996	111.5	16:04.238						
14	A	1:13.341	27.235	21.013	25.093	111.8	17:17.579						
15	A	1:13.920	27.264	21.400	25.256	110.9	18:31.499						
16	A	1:13.621	27.300	21.210	25.111	111.3	19:45.120						
17	A	1:13.344	27.180	21.180	24.984	111.8	20:58.464						
18	A	1:13.595	27.377	21.220	24.998	111.4	22:12.059						
19	A	1:13.386	27.519	21.095	24.772	111.7	23:25.445						
20	A	1:14.324	27.476	21.811	25.037	110.3	24:39.769						
21	A	1:13.826	27.581	21.218	25.027	111.0	25:53.595						
22	A	1:13.596	27.417	21.281	24.898	111.4	27:07.191						
23	B	1:53.074 B	27.776	20.978	1:04.320	72.5	29:00.265						
24	B	1:14.958	29.864	20.601	24.493	109.4	30:15.223						
25	B	1:11.616	26.591	20.515	24.510	114.5	31:26.839						
26	B	1:11.873	26.625	20.657	24.591	114.1	32:38.712						
27	B	1:12.166	26.836	20.711	24.619	113.6	33:50.878						
28	B	1:12.299	26.730	20.799	24.770	113.4	35:03.177						
29	B	1:12.041	26.627	20.781	24.633	113.8	36:15.218						
30	B	1:12.313	26.818	20.828	24.667	113.4	37:27.531						
31	B	1:12.210	26.970	20.604	24.636	113.5	38:39.741						
32	B	1:12.118	26.887	20.711	24.520	113.7	39:51.859						
33	B	1:11.750	26.608	20.511	24.631	114.2	41:03.609						
34	B	1:11.780	26.741	20.531	24.508	114.2	42:15.389						
35	B	1:11.803	26.672	20.542	24.589	114.2	43:27.192						
36	B	1:12.009	26.819	20.604	24.586	113.8	44:39.201						
37	B	1:12.082	26.924	20.500	24.658	113.7	45:51.283						
38	B	1:12.072	26.927	20.499	24.646	113.7	47:03.355						
39	B	1:11.931	26.819	20.642	24.470	114.0	48:15.286						
40	B	1:13.106	27.436	20.727	24.943	112.1	49:28.392						
41	B	1:12.854	27.151	20.962	24.741	112.5	50:41.246						

28		Antonio Felix DA COSTA	PRT										
		Andretti Formula E	Andretti ATEC-02										
1	A	1:26.808	39.254	22.121	25.433	94.4	1:26.808						
2	A	1:13.626	27.649	21.215	24.762	111.3	2:40.434						
3	A	1:13.700	27.459	21.449	24.792	111.2	3:54.134						
4	A	1:13.284	26.964	21.335	24.985	111.9	5:07.418						
5	A	1:13.427	27.145	21.440	24.842	111.6	6:20.845						
6	A	1:12.928	27.081	20.865	24.982	112.4	7:33.773						
7	A	1:13.000	27.187	20.922	24.891	112.3	8:46.773						
8	A	1:12.914	27.080	21.118	24.716	112.4	9:59.687						
9	A	1:12.501	26.955	20.874	24.672	113.1	11:12.188						
10	A	1:12.923	26.960	21.271	24.692	112.4	12:25.111						
11	A	1:13.176	27.171	21.236	24.769	112.0	13:38.287						
12	A	1:13.207	27.219	21.240	24.748	112.0	14:51.494						
13	A	1:14.098	27.350	21.629	25.119	110.6	16:05.592						
14	A	1:13.728	27.398	21.418	24.912	111.2	17:19.320						
15	A	1:13.709	27.341	21.375	24.993	111.2	18:33.029						
16	A	1:13.672	27.348	21.416	24.908	111.3	19:46.701						
17	A	1:13.449	27.163	21.412	24.874	111.6	21:00.150						
18	A	1:13.088	27.325	21.033	24.730	112.2	22:13.238						
19	A	1:14.282	27.380	21.920	24.982	110.4	23:27.520						
20	A	1:13.386	27.192	21.206	24.988	111.7	24:40.906						
21	A	1:14.050	27.723	21.446	24.881	110.7	25:54.956						
22	A	1:14.150	27.534	21.341	25.275	110.5	27:09.106						
23	A	1:15.604	27.929	21.624	26.051	108.4	28:24.710						
24	B	1:55.987 B	27.790	22.881	1:05.316	70.7	30:20.697						
25	B	1:15.869	29.726	20.966	25.177	108.0	31:36.566						
26	B	1:11.806	26.547	20.930	24.329	114.2	32:48.372						
27	B	1:11.707	26.568	20.855	24.284	114.3	34:00.079						
28	B	1:11.955	26.797	20.687	24.471	113.9	35:12.034						
29	B	1:11.581	26.633	20.761	24.187	114.5	36:23.615						
30	B	1:11.282	26.506	20.549	24.227	115.0	37:34.897						
31	B	1:11.278	26.444	20.533	24.301	115.0	38:46.175						
32	B	1:11.131	26.345	20.483	24.303	115.2	39:57.306						
33	B	1:11.498	26.616	20.439	24.443	114.6	41:08.804						
34	B	1:11.637	26.768	20.485	24.384	114.4	42:20.441						
35	B	1:11.672	26.627	20.500	24.545	114.4	43:32.113						
36	B	1:11.841	26.815	20.530	24.496	114.1	44:43.954						
37	B	1:11.624	26.516	20.652	24.456	114.4	45:55.578						
38	B	1:11.605	26.738	20.460	24.407	114.5	47:07.183						
39	B	1:11.920	26.587	20.695	24.638	114.0	48:19.103						
40	B	1:11.822	26.623	20.712	24.487	114.1	49:30.925						
41	B	1:11.874	26.795	20.619	24.460	114.0	50:42.799						
42	B	1:11.948	26.793	20.501	24.654	113.9	51:54.747						
43	B	1:12.944	27.089	21.093	24.762	112.4	53:07.691						
44	B	1:12.239	26.741	20.753	24.745	113.5	54:19.930						

33		Stéphane SARRAZIN	FRA										
		TECHEETAH	Renault Z.E. 16										
1	B	1:22.356	36.618	20.769	24.969	99.5	1:22.356						
2	B	1:12.425	27.149	20.825	24.451	113.2	2:34.781						
3	B	1:12.201	26.837	20.742	24.622	113.5	3:46.982						
4	B	1:12.472	27.056	20.764	24.652	113.1	4:59.454						



FIA Formula E Championship

Round 7 - Berlin ePrix

Race 1

Analysis

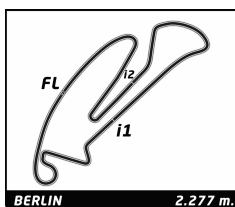
Official Timekeeper

■ Personal Best ■ Session Best ■ B Crossing the finish line in pit lane

Lap	C	Time	Sector 1	Sector 2	Sector 3	Kph	Elapsed	Lap	Time	Sector 1	Sector 2	Sector 3	Kph	Elapsed	
5	B	1:12.700	27.174	20.778	24.748	112.8	6:12.154	15	B	1:12.283	27.172	20.591	24.520	113.4	18:04.145
6	B	1:12.140	26.799	20.760	24.581	113.6	7:24.294	16	B	1:12.132	27.004	20.571	24.557	113.6	19:16.277
7	B	1:13.388	27.251	20.871	25.266	111.7	8:37.682	17	B	1:12.167	27.249	20.506	24.412	113.6	20:28.444
8	B	1:12.351	27.004	20.675	24.672	113.3	9:50.033	18	B	1:12.247	27.002	20.690	24.555	113.5	21:40.691
9	B	1:12.644	27.059	20.689	24.896	112.8	11:02.677	19	B	1:12.163	26.975	20.709	24.479	113.6	22:52.854
10	B	1:12.631	27.286	20.665	24.680	112.9	12:15.308	20	B	1:12.375	27.085	20.581	24.709	113.3	24:05.229
11	B	1:12.551	27.031	20.776	24.744	113.0	13:27.859	21	B	1:13.334	27.171	21.392	24.771	111.8	25:18.563
12	B	1:12.519	27.078	20.777	24.664	113.0	14:40.378	22	A	1:52.770	27.311	21.660	1:03.799	72.7	27:11.333
13	B	1:13.639	27.243	20.754	25.642	111.3	15:54.017	23	A	1:14.878	29.818	20.896	24.164	109.5	28:26.211
14	B	1:12.392	27.113	20.850	24.429	113.2	17:06.409	24	A	1:12.111	26.920	20.957	24.234	113.7	29:38.322
15	B	1:12.611	26.953	20.995	24.663	112.9	18:19.020	25	A	1:11.473	26.693	20.499	24.281	114.7	30:49.795
16	B	1:12.678	27.112	20.869	24.697	112.8	19:31.698	26	A	1:11.305	26.508	20.408	24.389	115.0	32:01.100
17	B	1:12.930	27.229	20.819	24.882	112.4	20:44.628	27	A	1:11.224	26.601	20.427	24.196	115.1	33:12.324
18	B	1:12.857	27.232	20.975	24.650	112.5	21:57.485	28	A	1:11.587	26.726	20.469	24.392	114.5	34:23.911
19	B	1:12.380	26.940	20.860	24.580	113.3	23:09.865	29	A	1:11.269	26.698	20.377	24.194	115.0	35:35.180
20	B	1:12.403	26.894	20.861	24.648	113.2	24:22.268	30	A	1:11.570	26.722	20.457	24.391	114.5	36:46.750
21	B	1:12.813	27.105	20.987	24.721	112.6	25:35.081	31	A	1:11.664	26.873	20.499	24.292	114.4	37:58.414
22	A	1:53.372	27.265	21.083	1:05.024	72.3	27:28.453	32	A	1:11.737	27.030	20.407	24.300	114.3	39:10.151
23	A	1:14.565	29.472	20.610	24.483	109.9	28:43.018	33	A	1:11.748	26.736	20.645	24.367	114.2	40:21.899
24	A	1:11.580	26.524	20.647	24.409	114.5	29:54.598	34	A	1:11.912	26.792	20.657	24.463	114.0	41:33.811
25	A	1:12.162	26.970	20.706	24.486	113.6	31:06.760	35	A	1:11.835	26.824	20.700	24.311	114.1	42:45.646
26	A	1:11.903	26.871	20.657	24.375	114.0	32:18.663	36	A	1:11.821	26.759	20.570	24.492	114.1	43:57.467
27	A	1:12.125	26.934	20.706	24.485	113.7	33:30.788	37	A	1:11.684	26.797	20.541	24.346	114.4	45:09.151
28	A	1:12.030	26.918	20.658	24.454	113.8	34:42.818	38	A	1:11.834	26.755	20.616	24.463	114.1	46:20.985
29	A	1:12.063	26.786	20.718	24.559	113.8	35:54.881	39	A	1:11.772	26.786	20.574	24.412	114.2	47:32.757
30	A	1:12.484	26.917	20.959	24.608	113.1	37:07.365	40	A	1:11.696	26.666	20.573	24.457	114.3	48:44.453
31	A	1:12.056	26.813	20.608	24.635	113.8	38:19.421	41	A	1:11.952	26.854	20.578	24.520	113.9	49:56.405
32	A	1:12.121	26.916	20.648	24.557	113.7	39:31.542	42	A	1:11.932	26.874	20.584	24.474	114.0	51:08.337
33	A	1:12.402	26.938	20.887	24.577	113.2	40:43.944	43	A	1:12.418	26.927	20.733	24.758	113.2	52:20.755
34	A	1:12.350	26.919	20.806	24.625	113.3	41:56.294	44	A	1:12.544	26.861	20.672	25.011	113.0	53:33.299
35	A	1:12.320	26.957	20.795	24.568	113.3	43:08.614								
36	A	1:12.510	27.007	20.842	24.661	113.0	44:21.124								
37	A	1:12.933	26.840	20.823	25.270	112.4	45:34.057								
38	A	1:12.989	27.537	20.803	24.649	112.3	46:47.046								
39	A	1:12.106	26.833	20.786	24.487	113.7	47:59.152								
40	A	1:12.255	26.844	20.798	24.613	113.4	49:11.407								
41	A	1:12.370	26.987	20.825	24.558	113.3	50:23.777								
42	A	1:12.112	26.785	20.795	24.532	113.7	51:35.889								
43	A	1:12.517	26.985	20.945	24.587	113.0	52:48.406								
44	A	1:13.937	27.302	21.368	25.267	110.9	54:02.343								

37 José Maria LOPEZ		ARG					
DS Virgin Racing		DS Virgin DSV-02					
1	B	1:17.520	32.486	20.755	24.279	105.7	1:17.520
2	B	1:12.381	27.090	20.763	24.528	113.3	2:29.901
3	B	1:11.920	27.052	20.551	24.317	114.0	3:41.821
4	B	1:11.901	27.022	20.439	24.440	114.0	4:53.722
5	B	1:11.506	26.788	20.292	24.426	114.6	6:05.228
6	B	1:11.661	26.711	20.322	24.628	114.4	7:16.889
7	B	1:11.984	27.080	20.402	24.502	113.9	8:28.873
8	B	1:12.179	26.985	20.651	24.543	113.6	9:41.052
9	B	1:11.716	26.839	20.455	24.422	114.3	10:52.768
10	B	1:11.812	26.861	20.547	24.404	114.1	12:04.580
11	B	1:11.658	26.760	20.480	24.418	114.4	13:16.238
12	B	1:11.923	27.017	20.484	24.422	114.0	14:28.161
13	B	1:11.820	26.876	20.519	24.425	114.1	15:39.981
14	B	1:11.881	26.982	20.472	24.427	114.0	16:51.862

47 Adam CARROLL		GBR					
Panasonic Jaguar Racing		Jaguar I-Type 1					
1	A	1:23.584	37.354	21.065	25.165	98.1	1:23.584
2	A	1:12.511	26.989	20.609	24.913	113.0	2:36.095
3	A	1:13.265	27.616	20.734	24.915	111.9	3:49.360
4	A	1:13.083	27.660	20.716	24.707	112.2	5:02.443
5	A	1:12.183	26.871	20.510	24.802	113.6	6:14.626
6	A	1:12.177	27.161	20.440	24.576	113.6	7:26.803
7	A	1:12.302	27.293	20.463	24.546	113.4	8:39.105
8	A	1:12.597	27.418	20.535	24.644	112.9	9:51.702
9	A	1:12.347	26.899	20.480	24.968	113.3	11:04.049
10	A	1:12.390	27.140	20.511	24.739	113.2	12:16.439
11	A	1:12.446	27.032	20.562	24.852	113.1	13:28.885
12	A	1:12.725	27.151	20.626	24.948	112.7	14:41.610
13	A	1:13.319	27.203	21.055	25.061	111.8	15:54.929
14	A	1:13.003	27.478	20.790	24.735	112.3	17:07.932
15	A	1:12.617	27.239	20.622	24.756	112.9	18:20.549
16	A	1:13.190	27.282	20.905	25.003	112.0	19:33.739
17	A	1:13.413	27.755	20.889	24.769	111.7	20:47.152
18	A	1:12.923	27.500	20.592	24.831	112.4	22:00.075
19	A	1:13.286	27.709	20.741	24.836	111.9	23:13.361
20	A	1:13.712	27.866	20.881	24.965	111.2	24:27.073
21	A	1:14.049	27.536	21.281	25.232	110.7	25:41.122
22	B	1:54.207	27.620	21.055	1:05.532	71.8	27:35.329
23	B	1:15.459	29.967	20.586	24.906	108.6	28:50.788
24	B	1:12.238	27.205	20.587	24.446	113.5	30:03.026



FIA Formula E Championship

Round 7 - Berlin ePrix

Race 1

Analysis

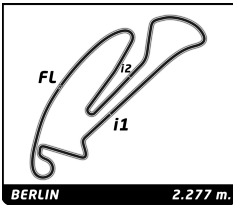
Official Timekeeper

■ Personal Best
 ■ Session Best
 ■ B Crossing the finish line in pit lane

Lap	C	Time	Sector 1	Sector 2	Sector 3	Kph	Elapsed	Lap	Time	Sector 1	Sector 2	Sector 3	Kph	Elapsed	
25	B	1:12.145	26.992	20.608	24.545	113.6	31:15.171	35	B	1:11.656	26.672	20.660	24.324	114.4	42:50.903
26	B	1:12.627	27.305	20.671	24.651	112.9	32:27.798	36	B	1:11.508	26.506	20.581	24.421	114.6	44:02.411
27	B	1:12.411	27.418	20.392	24.601	113.2	33:40.209	37	B	1:11.578	26.578	20.514	24.486	114.5	45:13.989
28	B	1:11.846	26.827	20.796	24.223	114.1	34:52.055	38	B	1:11.737	26.669	20.569	24.499	114.3	46:25.726
29	B	1:12.852	27.138	20.840	24.874	112.5	36:04.907	39	B	1:11.704	26.764	20.464	24.476	114.3	47:37.430
30	B	1:12.422	27.207	20.501	24.714	113.2	37:17.329	40	B	1:12.116	26.972	20.564	24.580	113.7	48:49.546
31	B	1:12.403	26.985	20.570	24.848	113.2	38:29.732	41	B	1:11.988	26.812	20.668	24.508	113.9	50:01.534
32	B	1:11.953	26.867	20.729	24.357	113.9	39:41.685	42	B	1:12.368	26.852	20.718	24.798	113.3	51:13.902
33	B	1:12.322	26.846	20.559	24.917	113.3	40:54.007	43	B	1:12.524	26.803	20.789	24.932	113.0	52:26.426
34	B	1:13.080	27.111	20.961	25.008	112.2	42:07.087	44	B	1:13.034	26.977	20.768	25.289	112.2	53:39.460
35	B	1:12.536	27.189	20.676	24.671	113.0	43:19.623								
36	B	1:12.489	26.938	20.736	24.815	113.1	44:32.112								
37	B	1:12.107	27.198	20.514	24.395	113.7	45:44.219								
38	B	1:11.771	26.792	20.621	24.358	114.2	46:55.990								
39	B	1:11.687	26.808	20.521	24.358	114.3	48:07.677								
40	B	1:12.131	27.172	20.518	24.441	113.6	49:19.808								
41	B	1:12.381	26.957	20.612	24.812	113.3	50:32.189								
42	B	1:12.443	26.986	20.623	24.834	113.2	51:44.632								
43	B	1:12.620	27.202	20.746	24.672	112.9	52:57.252								
44	B	1:12.067	27.010	20.679	24.378	113.7	54:09.319								

66 Daniel ABT		DEU					
ABT Schaeffler Audi Sport		ABT Schaeffler FE02					
1	A	1:18.825	33.323	20.921	24.581	104.0	1:18.825
2	A	1:12.261	27.077	20.549	24.635	113.4	2:31.086
3	A	1:12.117	26.830	20.700	24.587	113.7	3:43.203
4	A	1:11.884	26.723	20.554	24.607	114.0	4:55.087
5	A	1:11.915	26.760	20.675	24.480	114.0	6:07.002
6	A	1:11.773	26.726	20.618	24.429	114.2	7:18.775
7	A	1:11.885	26.727	20.662	24.496	114.0	8:30.660
8	A	1:11.707	26.661	20.661	24.385	114.3	9:42.367
9	A	1:11.934	26.785	20.766	24.383	114.0	10:54.301
10	A	1:11.890	26.728	20.684	24.478	114.0	12:06.191
11	A	1:11.868	26.798	20.689	24.381	114.1	13:18.059
12	A	1:11.782	26.625	20.638	24.519	114.2	14:29.841
13	A	1:11.965	26.788	20.692	24.485	113.9	15:41.806
14	A	1:11.789	26.893	20.556	24.340	114.2	16:53.595
15	A	1:11.926	26.877	20.671	24.378	114.0	18:05.521
16	A	1:12.141	26.903	20.665	24.573	113.6	19:17.662
17	A	1:12.414	27.138	20.684	24.592	113.2	20:30.076
18	A	1:12.143	26.907	20.747	24.489	113.6	21:42.219
19	A	1:12.101	26.865	20.692	24.544	113.7	22:54.320
20	A	1:12.635	27.063	20.841	24.731	112.9	24:06.955
21	A	1:13.894	28.087	21.082	24.725	110.9	25:20.849
22	B	1:53.691 B	27.583	22.041	1:04.067	72.1	27:14.540
23	B	1:15.040	29.795	20.689	24.556	109.2	28:29.580
24	B	1:11.810	26.664	20.772	24.374	114.2	29:41.390
25	B	1:13.099	26.787	20.661	25.651	112.1	30:54.489
26	B	1:11.743	26.716	20.589	24.438	114.3	32:06.232
27	B	1:11.518	26.646	20.458	24.414	114.6	33:17.750
28	B	1:12.311	27.163	20.666	24.482	113.4	34:30.061
29	B	1:11.600	26.625	20.579	24.396	114.5	35:41.661
30	B	1:11.337	26.375	20.598	24.364	114.9	36:52.998
31	B	1:11.241	26.346	20.641	24.254	115.1	38:04.239
32	B	1:11.552	26.664	20.509	24.379	114.6	39:15.791
33	B	1:11.751	26.728	20.585	24.438	114.2	40:27.542
34	B	1:11.705	26.690	20.651	24.364	114.3	41:39.247

88 Oliver TURVEY		GBR					
NEXTEV NIO		NextEV TCR Formula 002					
1	B	1:20.935	35.201	21.108	24.626	101.3	1:20.935
2	B	1:12.142	27.044	20.634	24.464	113.6	2:33.077
3	B	1:12.759	27.502	20.792	24.465	112.7	3:45.836
4	B	1:12.244	27.108	20.654	24.482	113.5	4:58.080
5	B	1:12.319	26.989	20.832	24.498	113.3	6:10.399
6	B	1:12.240	27.036	20.680	24.524	113.5	7:22.639
7	B	1:12.174	27.105	20.641	24.428	113.6	8:34.813
8	B	1:12.398	27.183	20.737	24.478	113.2	9:47.211
9	B	1:12.286	27.096	20.685	24.505	113.4	10:59.497
10	B	1:12.391	26.990	20.799	24.602	113.2	12:11.888
11	B	1:12.438	27.166	20.642	24.630	113.2	13:24.326
12	B	1:12.346	27.157	20.632	24.557	113.3	14:36.672
13	B	1:12.403	27.098	20.707	24.598	113.2	15:49.075
14	B	1:13.453	27.301	20.759	25.393	111.6	17:02.528
15	B	1:12.869	27.394	20.742	24.733	112.5	18:15.397
16	B	1:12.536	27.198	20.789	24.549	113.0	19:27.933
17	B	1:12.917	27.356	20.779	24.782	112.4	20:40.850
18	B	1:13.053	27.349	20.989	24.715	112.2	21:53.903
19	B	1:13.077	27.453	20.947	24.677	112.2	23:06.980
20	B	1:13.407	27.394	21.068	24.945	111.7	24:20.387
21	B	1:13.272	27.391	21.096	24.785	111.9	25:33.659
22	A	1:53.417 B	27.542	21.014	1:04.861	72.3	27:27.076
23	A	1:15.115	29.995	20.585	24.535	109.1	28:42.191
24	A	1:12.011	26.887	20.578	24.546	113.8	29:54.202
25	A	1:12.214	26.927	20.710	24.577	113.5	31:06.416
26	A	1:11.787	26.757	20.584	24.446	114.2	32:18.203
27	A	1:11.972	26.871	20.663	24.438	113.9	33:30.175
28	A	1:11.904	26.920	20.614	24.370	114.0	34:42.079
29	A	1:12.146	26.991	20.601	24.554	113.6	35:54.225
30	A	1:12.138	27.102	20.575	24.461	113.6	37:06.363
31	A	1:12.168	27.145	20.531	24.492	113.6	38:18.531
32	A	1:12.301	27.219	20.507	24.575	113.4	39:30.832
33	A	1:12.265	27.111	20.659	24.495	113.4	40:43.097
34	A	1:12.169	27.039	20.666	24.464	113.6	41:55.266
35	A	1:12.166	27.103	20.662	24.401	113.6	43:07.432
36	A	1:12.412	27.207	20.686	24.519	113.2	44:19.844
37	A	1:12.214	27.031	20.707	24.476	113.5	45:32.058
38	A	1:12.201	26.949	20.648	24.604	113.5	46:44.259
39	A	1:12.234	27.018	20.703	24.513	113.5	47:56.493
40	A	1:12.354	27.145	20.708	24.501	113.3	49:08.847
41	A	1:12.254	27.078	20.704	24.472	113.4	50:21.101
42	A	1:12.425	27.038	20.770	24.617	113.2	51:33.526
43	A	1:12.709	27.174	20.897	24.638	112.7	52:46.235
44	A	1:14.411	27.156	21.761	25.494	110.2	54:00.646



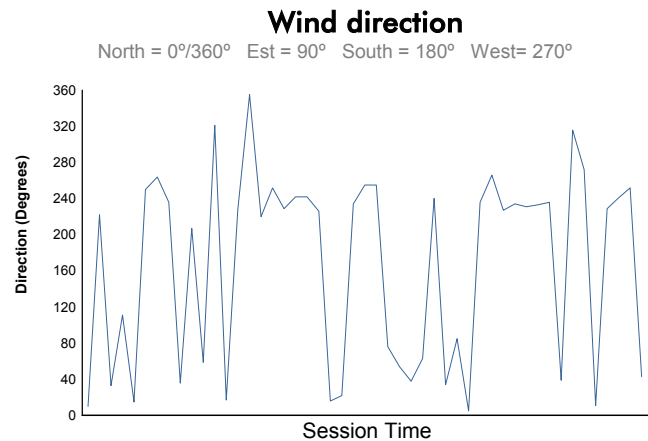
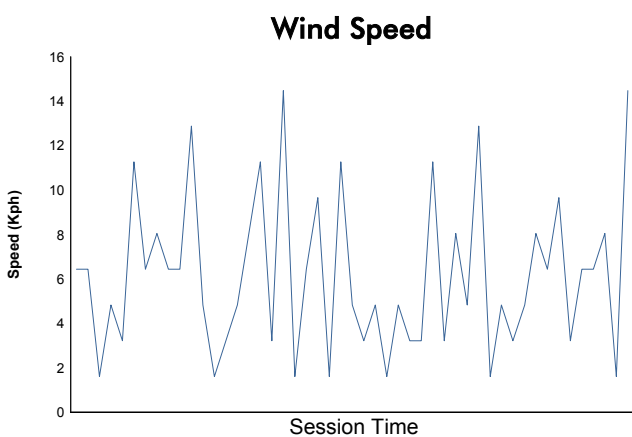
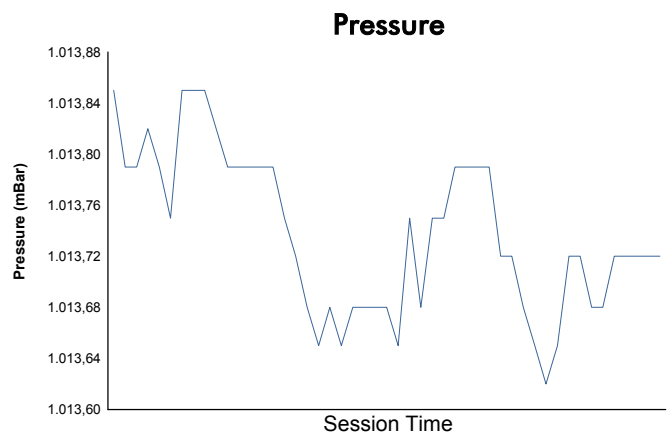
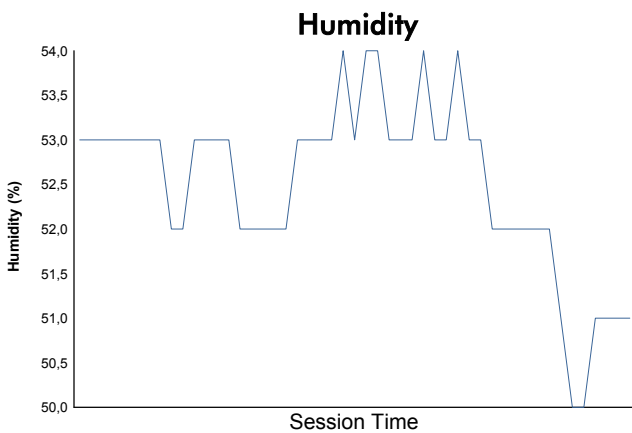
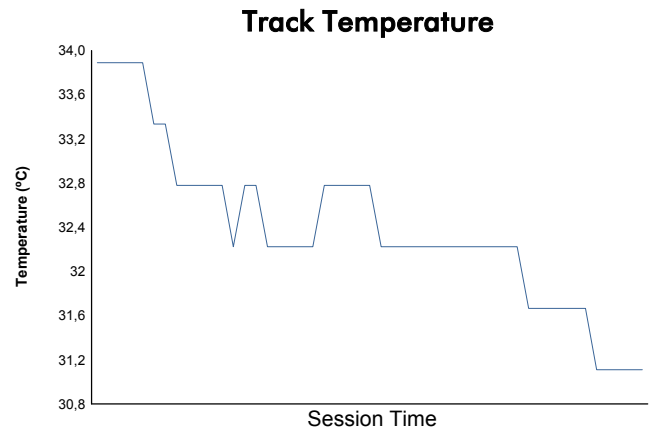
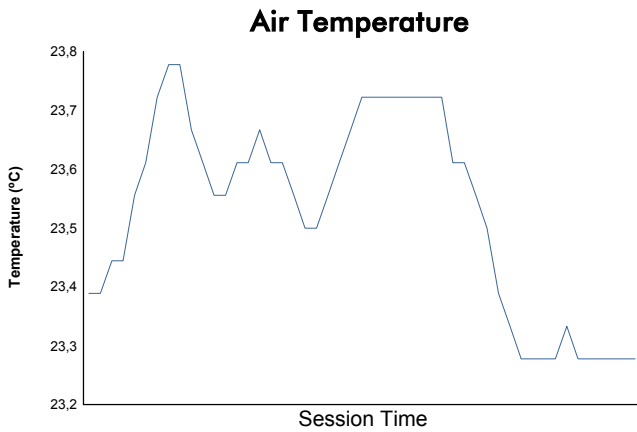
Round 7 - Berlin ePrix

FIA Formula E Championship

Race 1

Weather Report

Official Timekeeper



Track Status: **DRY**