



F404

turbofan engines



17,700-19,000 lb
thrust range

The **F404** family of engines powers a broad spectrum of aircraft with missions ranging from low-level subsonic attack to high-altitude interception. The first version of the F404 was developed to power the Boeing F/A-18, and non-afterburning derivatives powered the F-117A Stealth Fighter and the Singapore A4-SU Super Skyhawk.

Developed for the Korean KAI/LMTAS T-50 advanced trainer/light fighter, the F404-GE-102 is the latest derivative of the F404 family. It includes single-engine safety features and a Full Authority Digital Electronic Control (FADEC) derived from GE's F414 engine. The F404-GE-102 is supplied to ROKAF by Samsung Techwin under a licensed production program with GE.

The F404-GE-402 provides higher power, improved fuel efficiency and increased mission capability for the combat-proven Boeing F/A-18C/D Hornet. Advanced technology and materials applied to the turbine and

afterburner sections result in increased performance while maintaining the F404's characteristic durability. Its simple, modular design is reliable and easy to maintain.

The F404/RM12 is a derivative developed in conjunction with Volvo Aero Corporation to power the Saab Gripen, a multi-role fighter, attack and reconnaissance aircraft. The F404/RM12 model also includes single-engine safety features and a FADEC.

The F404-GE-IN20 engine is an enhanced production version of the F404, which is successfully powering India's Light Combat Aircraft MKI. The highest thrust variant of the F404 family, the F404-GE-IN20 incorporates GE's latest hot section materials and technologies, as well as a FADEC for reliable power and outstanding operational characteristics.

F404 turbofan engine

Applications



KAI/LMTAS T-50 Golden Eagle




Indian Tejas Light Combat Aircraft




Saab Gripen




Boeing F/A-18C/D Hornet



F404-GE-102



F404-GE-IN20



F404/-RM12

Performance Specifications (Sea level/standard day)

English

SI

F404	-102/402	-IN20	RM12	-102/402	-IN20	RM12
Thrust class	17,700 lb	19,000 lb	18,100 lb	78.7 kN	84 kN	80.5 kN
Length	154 in	154 in	154 in	391 cm	391 cm	391 cm
Airflow	146 lb/sec	153 lb/sec	152 lb/sec	66 kg/sec	70 kg/sec	69 kg/sec
Maximum diameter	35 in	35 in	35 in	89 cm	89 cm	89 cm
Weight	2,282 lb	2,365 lb	2,325 lb	1,035 kg	1,072 kg	1,054 kg
Inlet diameter	28 in	28 in	28 in	71 cm	71 cm	71 cm
Pressure ratio	26:1	28:1	27:1	26:1	28:1	27:1

