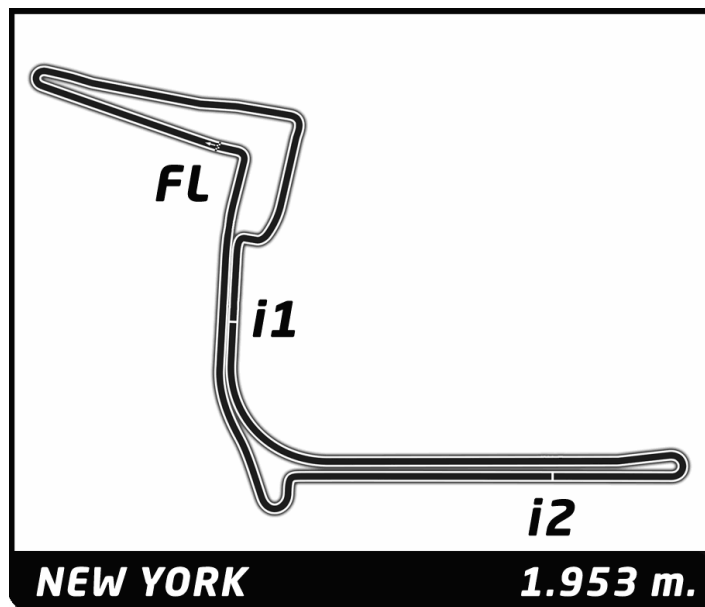
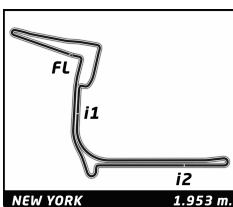


Round 9 - New York City ePrix

FIA Formula E Championship
Results Booklet





FIA Formula E Championship

Round 9 - New York City ePrix

Non Qualifying Practice 1

Classification

Official Timekeeper TAG Heuer

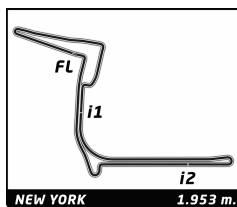
Nr.	Driver	Nat	Team	Car	Time	Lap Total	Gap	Kph
1	37 Alex LYNN	GBR	DS Virgin Racing	DS Virgin DSV-02	1:05.977	27 28	- -	106.6
2	2 Sam BIRD	GBR	DS Virgin Racing	DS Virgin DSV-02	1:06.149	24 26	+0.172 +0.172	106.3
3	19 Felix ROSENQVIST	SWE	Mahindra Racing	Mahindra M3Electro	1:06.237	28 28	+0.260 +0.088	106.1
4	8 Nicolas PROST	FRA	Renault e.dams	Renault Z.E. 16	1:06.418	28 28	+0.441 +0.181	105.9
5	66 Daniel ABT	DEU	ABT Schaeffler Audi Sport	ABT Schaeffler FE02	1:06.447	24 27	+0.470 +0.029	105.8
6	11 Lucas DI GRASSI	BRA	ABT Schaeffler Audi Sport	ABT Schaeffler FE02	1:06.452	27 28	+0.475 +0.005	105.8
7	7 Jérôme D'AMBROSIO	BEL	Faraday Future Dragon Racing	Penske 701-EV	1:06.495	23 24	+0.518 +0.043	105.7
8	20 Mitch EVANS	NZL	Panasonic Jaguar Racing	Jaguar I-Type 1	1:06.521	25 26	+0.544 +0.026	105.7
9	27 Robin FRIJNS	NLD	Andretti Formula E	Andretti ATEC-02	1:06.636	24 25	+0.659 +0.115	105.5
10	47 Adam CARROLL	GBR	Panasonic Jaguar Racing	Jaguar I-Type 1	1:06.778	26 26	+0.801 +0.142	105.3
11	25 Jean-Eric VERGNE	FRA	TECHEETAH	Renault Z.E. 16	1:06.810	23 23	+0.833 +0.032	105.2
12	6 Loïc DUVAL	FRA	Faraday Future Dragon Racing	Penske 701-EV	1:06.820	21 21	+0.843 +0.010	105.2
13	28 Antonio Felix DA COSTA	PRT	Andretti Formula E	Andretti ATEC-02	1:06.859	22 24	+0.882 +0.039	105.2
14	3 Nelson PIQUET JR	BRA	NEXTEV NIO	NextEV TCR Formula 002	1:06.993	21 21	+1.016 +0.134	104.9
15	4 Tom DILLMANN	FRA	Venturi Formula E Team	Venturi VM200-FE-02	1:06.999	20 21	+1.022 +0.006	104.9
16	88 Oliver TURVEY	GBR	NEXTEV NIO	NextEV TCR Formula 002	1:07.056	26 26	+1.079 +0.057	104.8
17	9 Pierre GASLY	FRA	Renault e.dams	Renault Z.E. 16	1:07.312	27 29	+1.335 +0.256	104.5
18	23 Nick HEIDFELD	DEU	Mahindra Racing	Mahindra M3Electro	1:07.678	25 25	+1.701 +0.366	103.9
19	33 Stéphane SARRAZIN	FRA	TECHEETAH	Renault Z.E. 16	1:07.879	17 26	+1.902 +0.201	103.6
20	5 Maro ENGEL	DEU	Venturi Formula E Team	Venturi VM200-FE-02	1:07.945	30 32	+1.968 +0.066	103.5

Fastest Lap	Lap 27	Alex LYNN	1:05.977	106.6 Kph
--------------------	--------	-----------	-----------------	-----------

Published at:

Track Status: **WET**

Race Director:	Timekeeper:
-----------------------	--------------------



FIA Formula E Championship

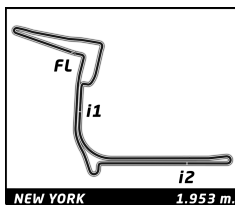
Round 9 - New York City ePrix

Non Qualifying Practice 1

Best Sector Times

Official Timekeeper TAG Heuer

SECTOR 1			SECTOR 2		SECTOR 3					
Pos	Driver	Time	Driver	Time	Driver	Time	Pos	Driver	Ideal Lap	Best Lap
1	19 F.ROSENQVIST	26.045	37 A.LYNN	18.880	37 A.LYNN	20.856	1	37 A.LYNN	1:05.977	1:05.977 (1)
2	2 S.BIRD	26.148	19 F.ROSENQVIST	18.931	2 S.BIRD	20.878	2	2 S.BIRD	1:05.982	1:06.149 (2)
3	7 J.D'AMBROSIO	26.176	2 S.BIRD	18.956	8 N.PROST	20.930	3	19 F.ROSENQVIST	1:06.084	1:06.237 (3)
4	11 L.DI GRASSI	26.212	66 D.ABT	19.035	25 J.VERGNE	20.985	4	7 J.D'AMBROSIO	1:06.354	1:06.495 (7)
5	37 A.LYNN	26.241	20 M.EVANS	19.072	7 J.D'AMBROSIO	21.080	5	8 N.PROST	1:06.362	1:06.418 (4)
6	66 D.ABT	26.285	6 L.DUVAL	19.091	11 L.DI GRASSI	21.091	6	66 D.ABT	1:06.447	1:06.447 (5)
7	27 R.FRIJNS	26.318	8 N.PROST	19.092	47 A.CARROLL	21.093	7	11 L.DI GRASSI	1:06.452	1:06.452 (6)
8	8 N.PROST	26.340	47 A.CARROLL	19.094	20 M.EVANS	21.094	8	20 M.EVANS	1:06.521	1:06.521 (8)
9	20 M.EVANS	26.355	7 J.D'AMBROSIO	19.098	6 L.DUVAL	21.095	9	6 LDUVAL	1:06.602	1:06.820 (12)
10	6 L.DUVAL	26.416	27 R.FRIJNS	19.110	3 N.PIQUET JR	21.099	10	27 R.FRIJNS	1:06.636	1:06.636 (9)
11	4 T.DILLMANN	26.465	28 A.DA COSTA	19.138	19 F.ROSENQVIST	21.108	11	25 J.VERGNE	1:06.736	1:06.810 (11)
12	25 J.VERGNE	26.493	3 N.PIQUET JR	19.146	66 D.ABT	21.127	12	3 N.PIQUET JR	1:06.761	1:06.993 (14)
13	33 S.SARRAZIN	26.507	11 L.DI GRASSI	19.149	88 O.TURVEY	21.133	13	47 A.CARROLL	1:06.778	1:06.778 (10)
14	3 N.PIQUET JR	26.516	9 P.GASLY	19.160	28 A.DA COSTA	21.168	14	28 A.DA COSTA	1:06.842	1:06.859 (13)
15	28 A.DA COSTA	26.536	25 J.VERGNE	19.258	27 R.FRIJNS	21.208	15	4 T.DILLMANN	1:06.999	1:06.999 (15)
16	9 P.GASLY	26.545	4 T.DILLMANN	19.282	4 T.DILLMANN	21.252	16	88 O.TURVEY	1:07.011	1:07.056 (16)
17	88 O.TURVEY	26.581	88 O.TURVEY	19.297	23 N.HEIDFELD	21.304	17	9 P.GASLY	1:07.078	1:07.312 (17)
18	47 A.CARROLL	26.591	33 S.SARRAZIN	19.300	9 P.GASLY	21.373	18	33 S.SARRAZIN	1:07.311	1:07.879 (19)
19	5 M.ENGEL	26.813	23 N.HEIDFELD	19.317	5 M.ENGEL	21.492	19	23 N.HEIDFELD	1:07.549	1:07.678 (18)
20	23 N.HEIDFELD	26.928	5 M.ENGEL	19.367	33 S.SARRAZIN	21.504	20	5 M.ENGEL	1:07.672	1:07.945 (20)



FIA Formula E Championship

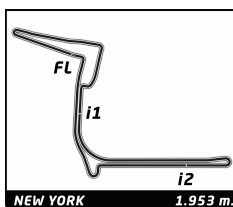
Round 9 - New York City ePrix

Non Qualifying Practice 1

Fastest Lap Sequence

Official Timekeeper 

Practice Time	Driver	Team	Car	Time	Kph	Lap
2:30.628	8 Nicolas PROST	Renault e.dams	Renault Z.E. 16	1:11.263	98.7	2
12:04.218	11 Lucas DI GRASSI	ABT Schaeffler Audi Sport	ABT Schaeffler FE02	1:10.659	99.5	4
12:06.685	66 Daniel ABT	ABT Schaeffler Audi Sport	ABT Schaeffler FE02	1:10.339	100.0	5
12:19.008	37 Alex LYNN	DS Virgin Racing	DS Virgin DSV-02	1:09.948	100.5	5
12:23.550	8 Nicolas PROST	Renault e.dams	Renault Z.E. 16	1:09.696	100.9	5
13:16.171	66 Daniel ABT	ABT Schaeffler Audi Sport	ABT Schaeffler FE02	1:09.486	101.2	6
13:31.921	8 Nicolas PROST	Renault e.dams	Renault Z.E. 16	1:08.371	102.8	6
14:39.513	37 Alex LYNN	DS Virgin Racing	DS Virgin DSV-02	1:08.351	102.9	7
15:52.671	8 Nicolas PROST	Renault e.dams	Renault Z.E. 16	1:08.282	103.0	8
16:03.340	2 Sam BIRD	DS Virgin Racing	DS Virgin DSV-02	1:08.212	103.1	7
16:13.773	27 Robin FRIJNS	Andretti Formula E	Andretti ATEC-02	1:07.910	103.5	8
17:00.486	8 Nicolas PROST	Renault e.dams	Renault Z.E. 16	1:07.815	103.7	9
19:19.011	8 Nicolas PROST	Renault e.dams	Renault Z.E. 16	1:07.795	103.7	11
20:51.880	2 Sam BIRD	DS Virgin Racing	DS Virgin DSV-02	1:07.610	104.0	11
23:21.457	2 Sam BIRD	DS Virgin Racing	DS Virgin DSV-02	1:07.557	104.1	13
24:11.303	37 Alex LYNN	DS Virgin Racing	DS Virgin DSV-02	1:07.348	104.4	15
31:38.701	6 Loïc DUVAL	Faraday Future Dragon Racing	Penske 701-EV	1:07.182	104.7	14
34:06.840	7 Jérôme D'AMBROSIO	Faraday Future Dragon Racing	Penske 701-EV	1:07.099	104.8	18
36:09.968	20 Mitch EVANS	Panasonic Jaguar Racing	Jaguar I-Type 1	1:07.022	104.9	18
36:56.980	8 Nicolas PROST	Renault e.dams	Renault Z.E. 16	1:06.982	105.0	21
37:54.052	2 Sam BIRD	DS Virgin Racing	DS Virgin DSV-02	1:06.789	105.3	19
38:03.485	8 Nicolas PROST	Renault e.dams	Renault Z.E. 16	1:06.505	105.7	22
42:06.029	66 Daniel ABT	ABT Schaeffler Audi Sport	ABT Schaeffler FE02	1:06.447	105.8	24
43:50.095	2 Sam BIRD	DS Virgin Racing	DS Virgin DSV-02	1:06.149	106.3	24
44:05.767	37 Alex LYNN	DS Virgin Racing	DS Virgin DSV-02	1:05.977	106.6	27



FIA Formula E Championship

Round 9 - New York City ePrix

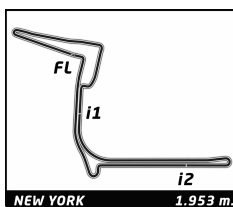
Non Qualifying Practice 1

Analysis

Official Timekeeper

■ Personal Best ■ Session Best ■ Crossing the finish line in pit lane

Lap	C	Time	Sector 1	Sector 2	Sector 3	Kph	Elapsed	Lap	Time	Sector 1	Sector 2	Sector 3	Kph	Elapsed		
2		Sam BIRD GBR														
		DS Virgin Racing														
		DS Virgin DSV-02														
1	A	2:25.513	1:37.220	23.204	25.089	48.3	2:25.513	2	B	1:16.016	31.762	21.278	22.976	92.5	23:49.888	
2	A	7:35.007	B	29.535	21.536	6:43.936	15.5	10:00.520	3	B	1:10.121	27.544	20.047	22.530	100.3	25:00.009
3	A	1:19.809	31.830	21.442	26.537	88.1	11:20.329	4	B	1:09.219	27.375	19.879	21.965	101.6	26:09.228	
4	A	1:16.295	28.285	20.308	27.702	92.2	12:36.624	5	B	1:08.158	27.013	19.405	21.740	103.2	27:17.386	
5	A	1:09.611	27.512	19.814	22.285	101.0	13:46.235	6	B	1:09.438	27.180	20.305	21.953	101.3	28:26.824	
6	A	1:08.893	27.169	19.544	22.180	102.1	14:55.128	7	B	1:12.324	26.877	19.581	25.866	97.2	29:39.148	
7	A	1:08.212	27.117	19.292	21.803	103.1	16:03.340	8	B	1:15.566	30.920	21.262	23.384	93.0	30:54.714	
8	A	1:18.567	31.247	24.414	22.906	89.5	17:21.907	9	B	1:10.965	27.682	20.599	22.684	99.1	32:05.679	
9	A	1:08.244	27.106	19.399	21.739	103.0	18:30.151	10	B	1:09.968	27.590	20.124	22.254	100.5	33:15.647	
10	A	1:14.119	29.730	21.271	23.118	94.9	19:44.270	11	B	1:09.756	27.741	19.915	22.100	100.8	34:25.403	
11	A	1:07.610	26.792	19.113	21.705	104.0	20:51.880	12	B	1:09.459	27.708	19.865	21.886	101.2	35:34.862	
12	A	1:22.020	29.699	24.205	28.116	85.7	22:13.900	13	B	1:08.402	26.982	19.514	21.906	102.8	36:43.264	
13	A	1:07.557	26.707	19.281	21.569	104.1	23:21.457	14	B	1:09.210	27.400	19.795	22.015	101.6	37:52.474	
14	A	1:16.666	30.171	21.498	24.997	91.7	24:38.123	15	B	1:19.051	27.042	19.614	32.395	88.9	39:11.525	
15	A	1:07.526	26.818	19.346	21.362	104.1	25:45.649	16	B	1:11.883	26.878	19.292	25.713	97.8	40:23.408	
16	B	8:33.311	B	27.623	19.934	7:45.754	13.7	34:18.960	17	B	1:08.662	27.063	19.327	22.272	102.4	41:32.070
17	B	1:14.295	31.473	20.159	22.663	94.6	35:33.255	18	B	1:09.060	26.997	19.489	22.574	101.8	42:41.130	
18	B	1:14.008	30.019	20.390	23.599	95.0	36:47.263	19	B	1:07.390	26.663	19.326	21.401	104.3	43:48.520	
19	B	1:06.789	26.452	19.004	21.333	105.3	37:54.052	20	B	1:06.999	26.465	19.282	21.252	104.9	44:55.519	
20	B	1:13.835	28.127	20.358	25.350	95.2	39:07.887	21	B	1:07.910	26.918	19.524	21.468	103.5	46:03.429	
21	B	1:09.305	27.079	20.181	22.045	101.4	40:17.192									
22	B	1:19.919	29.499	20.437	29.983	88.0	41:37.111									
23	B	1:06.835	26.586	19.053	21.196	105.2	42:43.946									
24	B	1:06.149	26.148	19.096	20.905	106.3	43:50.095									
25	B	1:09.187	28.747	19.313	21.127	101.6	44:59.282									
26	B	1:06.188	26.354	18.956	20.878	106.2	46:05.470									
5		Maro ENGEL DEU														
		Venturi Formula E Team														
		Venturi VM200-FE-02														
1	B	1:36.980	50.213	22.041	24.726	72.5	1:36.980	2	B	1:16.568	28.680	22.548	25.340	91.8	2:53.548	
2	B	6:51.048	B	28.366	31.708	5:50.974	17.1	9:44.596	3	B	1:21.491	32.925	20.854	27.712	86.3	11:06.087
3	B	1:21.491	32.925	20.854	27.712	86.3	11:06.087	4	B	1:10.952	28.084	19.929	22.939	99.1	12:17.039	
4	B	1:10.952	28.084	19.929	22.939	99.1	12:17.039	5	B	1:10.668	28.070	20.058	22.540	99.5	13:27.707	
5	B	1:10.668	28.070	20.058	22.540	99.5	13:27.707	6	B	1:10.523	27.652	19.794	23.077	99.7	14:38.230	
6	B	1:10.523	27.652	19.794	23.077	99.7	14:38.230	7	B	1:16.602	27.923	19.742	28.937	91.8	15:54.832	
7	B	1:16.602	27.923	19.742	28.937	91.8	15:54.832	8	B	1:59.907	B	27.609	20.656	1:11.642	58.6	17:54.739
8	B	1:59.907	B	27.609	20.656	1:11.642	58.6	17:54.739	9	A	1:21.155	32.041	23.783	25.331	86.6	19:15.894
9	A	1:21.155	32.041	23.783	25.331	86.6	19:15.894	10	A	1:11.532	28.019	20.726	22.787	98.3	20:27.426	
10	A	1:11.532	28.019	20.726	22.787	98.3	20:27.426	11	A	1:10.199	27.843	20.102	22.254	100.2	21:37.625	
11	A	1:10.199	27.843	20.102	22.254	100.2	21:37.625	12	A	1:08.878	27.464	19.575	21.839	102.1	22:46.503	
12	A	1:08.878	27.464	19.575	21.839	102.1	22:46.503	13	A	1:13.720	27.477	22.893	23.350	95.4	24:00.223	
13	A	1:13.720	27.477	22.893	23.350	95.4	24:00.223	14	A	1:09.582	27.466	20.038	22.078	101.0	25:09.805	
14	A	1:09.582	27.466	20.038	22.078	101.0	25:09.805	15	A	1:08.521	27.311	19.477	21.733	102.6	26:18.326	
15	A	1:08.521	27.311	19.477	21.733	102.6	26:18.326	16	A	1:09.863	27.975	19.862	22.026	100.6	27:28.189	
16	A	1:09.863	27.975	19.862	22.026	100.6	27:28.189	17	A	1:08.251	27.271	19.367	21.613	103.0	28:36.440	
17	A	1:08.251	27.271	19.367	21.613	103.0	28:36.440	18	A	1:10.777	28.097	19.702	22.978	99.3	29:47.217	
18	A	1:10.777	28.097	19.702	22.978	99.3	29:47.217	19	A	1:08.500	27.454	19.423	21.623	102.6	30:55.717	
19	A	1:08.500	27.454	19.423	21.623	102.6	30:55.717	20	A	1:08.849	27.219	19.755	21.875	102.1	32:04.566	
20	A	1:08.849	27.219	19.755	21.875	102.1	32:04.566	21	A	1:10.078	27.706	19.899	22.473	100.3	33:14.644	
21	A	1:10.078	27.706	19.899	22.473	100.3	33:14.644	22	A	1:10.401	28.114	20.008	22.279	99.9	34:25.045	
22	A	1:10.401	28.114	20.008	22.279	99.9	34:25.045	23	A	1:13.503	27.498	20.776	25.229	95.7	35:38.548	
23	A	1:13.503	27.498	20.776	25.229	95.7	35:38.548	24	A	1:09.719	27.310	20.211	22.198	100.8	36:48.267	
24	A	1:09.719	27.310	20.211	22.198	100.8	36:48.267	25	A	1:09.364	27.475	19.850	22.039	101.4	37:57.631	
25	A	1:09.364	27.475	19.850	22.039	101.4	37:57.631	26	A	1:08.904	27.200	19.734	21.970	102.0	39:06.535	
26	A	1:08.904	27.200	19.734	21.970	102.0	39:06.535	27	A	1:09.488	27.336	20.060	22.092	101.2	40:16.023	
27	A	1:09.488	27.336	20.060	22.092	101.2	40:16.023	28	A	1:15.540	27.198	20.228	28.114	93.1	41:31.563	
28	A	1:15.540	27.198	20.228	28.114	93.1	41:31.563	29	A	1:07.945	26.813	19.640	21.492	103.5	42:39.508	
29	A	1:07.945	26.813	19.640	21.492	103.5	42:39.508	30	A	1:13.143	26.892	19.583	26.668	96.1	43:52.651	
30	A	1:13.143	26.892	19.583	26.668	96.1	43:52.651	31	A	1:14.555	32.223	20.219	22.113	94.3	45:07.206	
31	A	1:14.555	32.223	20.219	22.113	94.3	45:07.206	32	A							
4		Tom DILLMANN FRA														
		Venturi Formula E Team														
		Venturi VM200-FE-02														
1	B	22:33.872	B	57.617	38.226	...	5.2	22:33.872								



FIA Formula E Championship

Round 9 - New York City ePrix

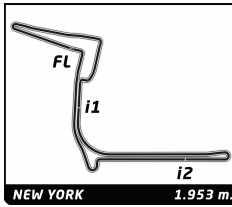
Non Qualifying Practice 1

Analysis

Official Timekeeper

■ Personal Best ■ Session Best ■ B Crossing the finish line in pit lane

Lap	C	Time	Sector 1	Sector 2	Sector 3	Kph	Elapsed	Lap	Time	Sector 1	Sector 2	Sector 3	Kph	Elapsed	
6		Loïc DUVAL FRA													
		Faraday Future Dragon Racing													
		Penske 701-EV													
1	A	11:19.753	...	23.602	26.797	10.3	11:19.753	4	A	1:26.554	34.052	23.499	29.003	81.2	11:13.854
2	A	1:10.713	27.566	20.634	22.513	99.4	12:30.466	5	A	1:09.696	27.437	19.782	22.477	100.9	12:23.550
3	A	1:09.143	27.341	19.804	21.998	101.7	13:39.609	6	A	1:08.371	26.805	19.526	22.040	102.8	13:31.921
4	A	1:08.876	27.240	19.615	22.021	102.1	14:48.485	7	A	1:12.468	29.526	20.868	22.074	97.0	14:44.389
5	A	1:08.522	27.026	19.443	22.053	102.6	15:57.007	8	A	1:08.282	26.993	19.567	21.722	103.0	15:52.671
6	A	1:08.424	27.025	19.536	21.863	102.8	17:05.431	9	A	1:07.815	26.762	19.482	21.571	103.7	17:00.486
7	A	1:08.560	27.033	19.490	22.037	102.5	18:13.991	10	A	1:10.730	27.028	19.495	24.207	99.4	18:11.216
8	B	6:26.967	B 32.667	22.780	5:31.520	18.2	24:40.958	11	A	1:07.795	26.755	19.390	21.650	103.7	19:19.011
9	B	1:15.193	30.614	20.321	24.258	93.5	25:56.151	12	A	1:26.004	28.279	26.685	31.040	81.7	20:45.015
10	B	1:08.370	26.949	19.497	21.924	102.8	27:04.521	13	A	1:33.696	43.318	25.339	25.039	75.0	22:18.711
11	B	1:07.776	26.784	19.342	21.650	103.7	28:12.297	14	A	1:07.586	27.064	19.125	21.397	104.0	23:26.297
12	B	1:07.407	26.630	19.138	21.639	104.3	29:19.704	15	A	1:07.614	26.904	19.256	21.454	104.0	24:33.911
13	B	1:11.815	29.315	20.025	22.475	97.9	30:31.519	16	A	1:09.166	26.839	19.315	23.012	101.7	25:43.077
14	B	1:07.182	26.508	19.201	21.473	104.7	31:38.701	17	B	6:08.548	B 32.009	21.753	5:14.786	19.1	31:51.625
15	A	6:23.528	B 27.565	21.912	5:34.051	18.3	38:02.229	18	B	1:18.598	35.419	20.829	22.350	89.5	33:10.223
16	A	1:15.229	31.362	20.143	23.724	93.5	39:17.458	19	B	1:13.925	29.123	20.011	24.791	95.1	34:24.148
17	A	1:08.079	26.750	19.302	22.027	103.3	40:25.537	20	B	1:25.850	27.467	28.103	30.280	81.9	35:49.998
18	A	1:17.325	30.801	21.857	24.667	90.9	41:42.862	21	B	1:06.982	26.732	19.092	21.158	105.0	36:56.980
19	A	1:06.912	26.582	19.091	21.239	105.1	42:49.774	22	B	1:06.505	26.352	19.095	21.058	105.7	38:03.485
20	A	1:12.008	26.631	20.035	25.342	97.6	44:01.782	23	B	1:29.487	27.124	32.313	30.050	78.6	39:32.972
21	A	1:06.820	26.416	19.309	21.095	105.2	45:08.602	24	B	1:09.650	27.746	19.810	22.094	100.9	40:42.622
7		Jérôme D'AMBROSIO BEL													
		Faraday Future Dragon Racing													
		Penske 701-EV													
1	A	2:20.034	1:31.574	22.877	25.583	50.2	2:20.034	25	B	1:09.111	27.176	19.716	22.219	101.7	41:51.733
2	A	7:21.099	B 29.580	21.254	6:30.265	15.9	9:41.133	26	B	1:37.727	33.873	27.508	36.346	71.9	43:29.460
3	A	1:17.446	32.113	20.791	24.542	90.8	10:58.579	27	B	1:07.058	26.617	19.226	21.215	104.8	44:36.518
4	A	1:12.137	28.131	20.391	23.615	97.5	12:10.716	28	B	1:06.418	26.340	19.148	20.930	105.9	45:42.936
5	A	1:11.435	27.940	20.445	23.050	98.4	13:22.151								
6	A	1:13.499	27.754	19.888	25.857	95.7	14:35.650								
7	A	1:09.798	27.496	19.856	22.446	100.7	15:45.448								
8	A	1:09.443	27.274	19.588	22.581	101.2	16:54.891								
9	B	6:38.915	B 35.689	23.710	5:39.516	17.6	23:33.806								
10	B	1:15.652	31.669	20.723	23.260	92.9	24:49.458								
11	B	1:10.154	27.930	19.689	22.535	100.2	25:59.612								
12	B	1:08.820	27.399	19.482	21.939	102.2	27:08.432								
13	B	1:08.235	27.034	19.289	21.912	103.0	28:16.667								
14	B	1:13.280	29.443	20.445	23.392	95.9	29:29.947								
15	B	1:07.836	26.864	19.159	21.813	103.6	30:37.783								
16	B	1:07.351	26.579	19.145	21.627	104.4	31:45.134								
17	B	1:14.607	26.741	21.606	26.260	94.2	32:59.741								
18	B	1:07.099	26.573	19.180	21.346	104.8	34:06.840								
19	A	6:01.200	B 27.117	20.296	5:13.787	19.5	40:08.040								
20	A	1:15.705	30.886	20.485	24.334	92.9	41:23.745								
21	A	1:07.779	26.935	19.373	21.471	103.7	42:31.524								
22	A	1:07.006	26.431	19.340	21.235	104.9	43:38.530								
23	A	1:06.495	26.176	19.239	21.080	105.7	44:45.025								
24	A	1:06.652	26.362	19.098	21.192	105.5	45:51.677								
8		Nicolas PROST FRA													
		Renault e.dams													
		Renault Z.E. 16													
1	A	1:19.365	35.428	20.873	23.064	88.6	1:19.365								
2	A	1:11.263	28.174	20.385	22.704	98.7	2:30.628								
3	A	7:16.672	B 27.349	20.596	6:28.727	16.1	9:47.300								
9		Pierre GASLY FRA													
		Renault e.dams													
		Renault Z.E. 16													
1	B	1:34.440	44.948	24.248	25.244	74.4	1:34.440								
2	B	1:19.804	30.435	22.277	27.092	88.1	2:54.244								
3	B	6:49.231	B 30.315	31.761	5:47.155	17.2	9:43.475								
4	B	1:18.796	32.743	21.057	24.996	89.2	11:02.271								
5	B	1:11.927	28.379	20.340	23.208	97.7	12:14.198								
6	B	1:10.977	27.868	20.058	23.051	99.1	13:25.175								
7	B	1:12.617	27.583	19.815	25.219	96.8	14:37.792								
8	B	1:10.014	27.521	19.798	22.695	100.4	15:47.806								
9	B	1:09.800	27.518	19.593	22.689	100.7	16:57.606								
10	B	1:09.711	27.550	19.653	22.508	100.9	18:07.317								
11	B	1:21.040	31.962	24.216	24.862	86.8	19:28.357								
12	B	1:08.873	27.185	19.424	22.264	102.1	20:37.230								
13	B	1:08.942	27.358	19.355	22.229	102.0	21:46.172								
14	B	1:08.638	27.236	19.440	21.962	102.4	22:54.810								
15	B	1:25.105	29.564	25.159	30.382	82.6	24:19.915								
16	B	1:08.592	27.141	19.391	22.060	102.5	25:28.507								
17	B	1:21.659	32.553	23.577	25.529	86.1	26:50.166								
18	B	1:07.962	26.880	19.262	21.820	103.5	27:58.128								
19	A	5:07.739	B 28.935	19.943	4:18.861	22.8	33:05.867								
20	A	1:29.723	39.635	23.535	26.553	78.4	34:35.590								
21	A	1:17.834	29.675	21.822	26.337	90.3	35:53.424								
22	A	1:09.021	27.225	19.517	22.279	101.9	37:02.445								
23	A	1:08.493	26.968	19.378	22.147	102.6	38:10.938								
24	A	1:14.184	27.251	19.513	27.420	94.8	39:25.122								
25	A	1:08.138	26.988	19.344	21.806	103.2	40:33.260								
26	A	1:23.002	31.723	25.862	25.417	84.7	41:56.262								
27	A	1:07.312	26.545	19.160	21.607	104.5	43:03.574								
28	A	1:09.620	27.766	20.042	21.812	101.0	44:13.194								
29	A	1:07.382	26.706	19.303	21.373	104.3	45:20.576								



FIA Formula E Championship

Round 9 - New York City ePrix

Non Qualifying Practice 1

Analysis

Official Timekeeper

■ Personal Best ■ Session Best ■ Crossing the finish line in pit lane

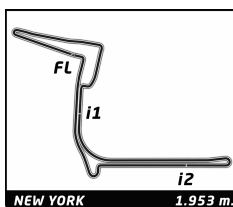
Lap	C	Time	Sector 1	Sector 2	Sector 3	Kph	Elapsed	Lap	Time	Sector 1	Sector 2	Sector 3	Kph	Elapsed	
21	B	1:11.691	27.666	19.829	24.196	98.1	40:31.162	24	A	1:06.636	26.318	19.110	21.208	105.5	44:13.977
22	B	1:15.782	29.407	20.391	25.984	92.8	41:46.944	25	A	1:10.420	26.545	19.886	23.989	99.8	45:24.397
23	B	1:08.484	27.138	19.554	21.792	102.7	42:55.428								
24	B	1:07.726	26.928	19.320	21.478	103.8	44:03.154								
25	B	1:07.678	27.057	19.317	21.304	103.9	45:10.832								

25		Jean-Eric VERGNE		FRA			
		TECHEETAH		Renault Z.E. 16			
1	A	11:41.293	...	21.955	25.007	10.0	11:41.293
2	A	1:12.456	28.721	20.534	23.201	97.0	12:53.749
3	A	1:12.451	28.309	20.309	23.833	97.0	14:06.200
4	A	1:09.994	27.892	19.762	22.340	100.4	15:16.194
5	A	1:09.718	27.671	19.885	22.162	100.8	16:25.912
6	A	1:09.044	27.482	19.636	21.926	101.8	17:34.956
7	A	1:23.326	29.627	27.265	26.434	84.4	18:58.282
8	A	1:08.918	27.372	19.670	21.876	102.0	20:07.200
9	A	1:08.818	27.449	19.687	21.682	102.2	21:16.018
10	B	8:00.911	B 28.304	20.677	7:11.930	14.6	29:16.929
11	B	1:23.685	36.256	23.283	24.146	84.0	30:40.614
12	B	1:13.962	28.081	20.219	25.662	95.1	31:54.576
13	B	1:08.359	27.289	19.492	21.578	102.9	33:02.935
14	B	1:07.524	26.615	19.258	21.651	104.1	34:10.459
15	B	1:09.861	26.741	20.063	23.057	100.6	35:20.320
16	B	1:08.731	27.194	19.724	21.813	102.3	36:29.051
17	B	1:27.897	29.071	27.443	31.383	80.0	37:56.948
18	B	1:08.294	26.921	19.695	21.678	102.9	39:05.242
19	B	1:42.606	26.851	19.497	56.258	68.5	40:47.848
20	B	1:16.016	29.490	19.891	26.635	92.5	42:03.864
21	B	1:07.101	26.655	19.261	21.185	104.8	43:10.965
22	B	1:14.931	27.150	19.811	27.970	93.8	44:25.896
23	B	1:06.810	26.493	19.332	20.985	105.2	45:32.706

27		Robin FRIJNS		NLD			
		Andretti Formula E		Andretti ATEC-02			
1	B	1:56.044	1:09.279	22.110	24.655	60.6	1:56.044
2	B	1:11.335	28.436	20.157	22.742	98.6	3:07.379
3	B	7:06.428	B 30.761	44.202	5:51.465	16.5	10:13.807
4	B	1:20.194	32.607	21.343	26.244	87.7	11:34.001
5	B	1:09.703	27.530	19.830	22.343	100.9	12:43.704
6	B	1:13.710	27.402	19.634	26.674	95.4	13:57.414
7	B	1:08.449	27.188	19.359	21.902	102.7	15:05.863
8	B	1:07.910	26.998	19.175	21.737	103.5	16:13.773
9	B	5:45.946	B 27.361	19.819	4:58.766	20.3	21:59.719
10	B	1:18.746	35.231	20.650	22.865	89.3	23:18.465
11	B	1:08.478	27.227	19.343	21.908	102.7	24:26.943
12	B	1:09.283	27.292	19.874	22.117	101.5	25:36.226
13	B	1:10.143	27.930	20.194	22.019	100.2	26:46.369
14	B	1:08.644	27.299	19.562	21.783	102.4	27:55.013
15	B	1:08.345	27.155	19.489	21.701	102.9	29:03.358
16	B	1:09.069	27.219	19.600	22.250	101.8	30:12.427
17	B	1:08.833	27.040	19.756	22.037	102.1	31:21.260
18	A	5:23.397	B 27.472	21.181	4:34.744	21.7	36:44.657
19	A	1:24.621	36.320	22.797	25.504	83.1	38:09.278
20	A	1:20.370	33.920	21.978	24.472	87.5	39:29.648
21	A	1:11.443	30.170	19.596	21.677	98.4	40:41.091
22	A	1:07.750	26.652	19.119	21.979	103.8	41:48.841
23	A	1:18.500	27.546	24.320	26.634	89.6	43:07.341

28		Antonio Felix DA COSTA		PRT			
		Andretti Formula E		Andretti ATEC-02			
1	B	1:34.794		24.846	74.2	1:34.794	
2	B	1:14.459	28.471	22.305	23.683	94.4	2:49.253
3	B	7:50.400	B 28.120	24.669	6:57.611	14.9	10:39.653
4	B	1:13.757		23.155	95.3	11:53.410	
5	B	1:10.862	27.899	20.165	22.798	99.2	13:04.272
6	B	1:09.602	27.231	19.726	22.645	101.0	14:13.874
7	B	1:09.310	27.432	19.673	22.205	101.4	15:23.184
8	B	1:09.262	27.531	19.809	21.922	101.5	16:32.446
9	B	1:08.511	27.099	19.675	21.737	102.6	17:40.957
10	B	1:08.286	26.960	19.603	21.723	103.0	18:49.243
11	B	7:00.388	B 27.470	19.838	6:13.080	16.7	25:49.631
12	B	1:16.318	30.801	20.320	25.197	92.1	27:05.949
13	B	1:09.333	27.572	19.777	21.984	101.4	28:15.282
14	B	1:08.839	27.248	19.641	21.950	102.1	29:24.121
15	B	1:08.868	27.362	19.672	21.834	102.1	30:32.989
16	B	1:08.318	26.978	19.503	21.837	102.9	31:41.307
17	B	1:08.136	26.907	19.497	21.732	103.2	32:49.443
18	A	4:44.970	B 27.070	19.638	3:58.262	24.7	37:34.413
19	A	1:13.077	30.201	20.217	22.659	96.2	38:47.490
20	A	1:08.315	26.913	19.742	21.660	102.9	39:55.805
21	A	1:07.118	26.675	19.193	21.250	104.8	41:02.923
22	A	1:06.859	26.553	19.138	21.168	105.2	42:09.782
23	A	1:10.328	26.622	19.243	24.463	100.0	43:20.110
24	A	1:07.517	26.536	19.146	21.835	104.1	44:27.627

33		Stéphane SARRAZIN		FRA			
		TECHEETAH		Renault Z.E. 16			
1	B	2:18.448	1:30.359	22.978	25.111	50.8	2:18.448
2	B	1:15.381	29.250	21.669	24.462	93.3	3:33.829
3	B	6:27.994	B 47.807	46.731	4:53.456	18.1	10:01.823
4	B	1:19.554	32.396	21.118	26.040	88.4	11:21.377
5	B	1:11.739	28.430	20.430	22.879	98.0	12:33.116
6	B	1:11.124	28.456	20.139	22.529	98.9	13:44.240
7	B	1:09.886	27.708	19.842	22.336	100.6	14:54.126
8	A	5:01.651	B 30.256	23.784	4:07.611	23.3	19:55.777
9	A	1:14.660	31.636	20.483	22.541	94.2	21:10.437
10	A	1:09.612	27.642	19.720	22.250	101.0	22:20.049
11	A	1:09.442	27.885	19.602	21.955	101.2	23:29.491
12	A	1:09.375	27.467	19.815	22.093	101.3	24:38.866
13	A	1:11.462	29.446	19.962	22.054	98.4	25:50.328
14	A	1:08.481	27.240	19.418	21.823	102.7	26:58.809
15	A	3:58.072	B 28.065	19.739	3:10.268	29.5	30:56.881
16	A	1:12.518	30.377	20.228	21.913	97.0	32:09.399
17	A	1:07.879	27.009	19.300	21.570	103.6	33:17.278
18	A	1:12.260	28.355	21.189	22.716	97.3	34:29.538
19	A	1:10.809	26.813	20.041	23.955	99.3	35:40.347
20	A	1:11.669	27.115	19.447	25.107	98.1	36:52.016
21	B	3:10.397	B 26.955	19.807	2:23.635	36.9	40:02.413
22	B	1:17.747	33.241	20.917	23.589	90.4	41:20.160
23	B	1:09.422	27.937	19.646	21.839	101.3	42:29.582
24	B	1:11.121	27.574	21.120	22.427	98.9	43:40.703
25	B	1:09.059	27.250	19.683	22.126	101.8	44:49.762



FIA Formula E Championship

Round 9 - New York City ePrix

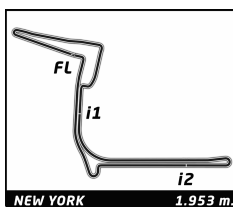
Non Qualifying Practice 1

Analysis

Official Timekeeper

■ Personal Best ■ Session Best ■ Crossing the finish line in pit lane

Lap	C	Time	Sector 1	Sector 2	Sector 3	Kph	Elapsed	Lap	Time	Sector 1	Sector 2	Sector 3	Kph	Elapsed	
26	B	1:07.928	26.507	19.917	21.504	103.5	45:57.690	23	B	1:08.097	26.894	19.342	21.861	103.2	42:25.164
<div style="border: 1px solid black; padding: 5px;"> 37 Alex LYNN GBR DS Virgin Racing DS Virgin DSV-02 </div>								<div style="border: 1px solid black; padding: 5px;"> 66 Daniel ABT DEU ABT Schaeffler Audi Sport ABT Schaeffler FE02 </div>							
1	A	1:32.572	45.608	22.492	24.472	75.9	1:32.572	1	B	1:26.781	41.635	21.623	23.523	81.0	1:26.781
2	A	1:15.681	30.432	21.494	23.755	92.9	2:48.253	2	B	1:12.302	28.175	20.760	23.367	97.2	2:39.083
3	A	6:57.492 B	30.387	28.427	5:58.678	16.8	9:45.745	3	B	7:00.728 B	27.693	20.443	6:12.592	16.7	9:39.811
4	A	1:23.315	34.389	21.348	27.578	84.4	11:09.060	4	B	1:16.535	31.415	20.668	24.452	91.9	10:56.346
5	A	1:09.948	27.827	19.904	22.217	100.5	12:19.008	5	B	1:10.339	27.515	20.131	22.693	100.0	12:06.685
6	A	1:12.154	27.643	19.665	24.846	97.4	13:31.162	6	B	1:09.486	27.346	19.691	22.449	101.2	13:16.171
7	A	1:08.351	27.452	19.153	21.746	102.9	14:39.513	7	B	1:14.742	28.128	20.013	26.601	94.1	14:30.913
8	A	1:18.826	28.176	24.697	25.953	89.2	15:58.339	8	B	1:08.974	27.396	19.534	22.044	101.9	15:39.887
9	A	1:11.506	29.825	19.249	22.432	98.3	17:09.845	9	A	5:06.589 B	27.621	20.214	4:18.754	22.9	20:46.476
10	A	1:11.280	26.928	19.074	25.278	98.6	18:21.125	10	A	1:17.302	32.766	20.875	23.661	91.0	22:03.778
11	A	1:08.285	27.039	19.609	21.637	103.0	19:29.410	11	A	1:10.490	27.469	19.856	23.165	99.7	23:14.268
12	A	1:12.434	27.520	21.350	23.564	97.1	20:41.844	12	A	1:08.721	27.458	19.453	21.810	102.3	24:22.989
13	A	1:07.893	27.059	19.247	21.587	103.6	21:49.737	13	A	1:07.742	26.881	19.196	21.665	103.8	25:30.731
14	A	1:14.218	29.373	22.576	22.269	94.7	23:03.955	14	A	1:25.153	28.055	29.172	27.926	82.6	26:55.884
15	A	1:07.348	26.874	19.036	21.438	104.4	24:11.303	15	A	1:10.592	27.815	19.798	22.979	99.6	28:06.476
16	A	1:16.256	28.504	23.757	23.995	92.2	25:27.559	16	A	1:12.845	27.736	19.618	25.491	96.5	29:19.321
17	A	1:09.689	28.013	19.514	22.162	100.9	26:37.248	17	B	4:33.254 B	27.199	19.366	3:46.689	25.7	33:52.575
18	A	1:09.708	27.896	19.836	21.976	100.9	27:46.956	18	B	1:16.579	34.065	19.945	22.569	91.8	35:09.154
19	B	6:51.941 B	27.741	19.685	6:04.515	17.1	34:38.897	19	B	1:07.950	27.027	19.494	21.429	103.5	36:17.104
20	B	1:19.308	33.291	21.219	24.798	88.7	35:58.205	20	B	1:07.783	26.519	19.799	21.465	103.7	37:24.887
21	B	1:07.709	26.910	19.100	21.699	103.8	37:05.914	21	B	1:07.229	26.553	19.259	21.417	104.6	38:32.116
22	B	1:06.684	26.567	19.065	21.052	105.4	38:12.598	22	B	1:07.035	26.599	19.151	21.285	104.9	39:39.151
23	B	1:15.315	27.111	21.879	26.325	93.4	39:27.913	23	B	1:20.431	29.868	27.275	23.288	87.4	40:59.582
24	B	1:08.664	26.482	19.480	22.702	102.4	40:36.577	24	B	1:06.447	26.285	19.035	21.127	105.8	42:06.029
25	B	1:11.860	27.234	20.926	23.700	97.8	41:48.437	25	B	1:26.157	31.362	28.557	26.238	81.6	43:32.186
26	B	1:11.353	26.886	20.394	24.073	98.5	42:59.790	26	B	1:07.304	26.342	19.282	21.680	104.5	44:39.490
27	B	1:05.977	26.241	18.880	20.856	106.6	44:05.767	27	B	1:11.703	28.856	20.590	22.257	98.1	45:51.193
28	B	1:07.662	27.057	19.266	21.339	103.9	45:13.429								
<div style="border: 1px solid black; padding: 5px;"> 47 Adam CARROLL GBR Panasonic Jaguar Racing Jaguar I-Type 1 </div>								<div style="border: 1px solid black; padding: 5px;"> 88 Oliver TURVEY GBR NEXTEV NIO NextEV TCR Formula 002 </div>							
1	A	2:28.163	1:39.595	23.704	24.864	47.5	2:28.163	1	B	2:13.245	1:21.479	24.687	27.079	52.8	2:13.245
2	A	7:36.305 B	28.861	20.941	6:46.503	15.4	10:04.468	2	B	8:04.918 B	30.116	22.302	7:12.500	14.5	10:18.163
3	A	1:24.230	31.496	22.621	30.113	83.5	11:28.698	3	B	1:25.655	37.265	22.773	25.617	82.1	11:43.818
4	A	1:10.797	27.945	20.217	22.635	99.3	12:39.495	4	B	1:14.134	29.419	20.944	23.771	94.8	12:57.952
5	A	1:09.944	27.709	19.712	22.523	100.5	13:49.439	5	B	1:13.361	29.086	20.698	23.577	95.8	14:11.313
6	A	1:09.475	27.581	19.709	22.185	101.2	14:58.914	6	B	1:11.055	28.252	20.163	22.640	98.9	15:22.368
7	A	1:09.660	27.659	19.771	22.230	100.9	16:08.574	7	B	1:12.033	27.915	21.204	22.914	97.6	16:34.401
8	A	1:09.835	27.938	19.617	22.280	100.7	17:18.409	8	B	1:10.204	27.898	20.011	22.295	100.1	17:44.605
9	A	1:09.098	27.357	19.611	22.130	101.8	18:27.507	9	B	1:09.490	27.746	19.741	22.003	101.2	18:54.095
10	A	1:08.797	27.327	19.460	22.010	102.2	19:36.304	10	B	1:09.314	27.617	19.668	22.029	101.4	20:03.409
11	A	1:12.335	27.528	19.923	24.884	97.2	20:48.639	11	B	1:18.407	27.888	21.333	29.186	89.7	21:21.816
12	A	1:08.605	27.507	19.319	21.779	102.5	21:57.244	12	B	1:13.329	29.305	20.441	23.583	95.9	22:35.145
13	A	1:08.718	27.427	19.450	21.841	102.3	23:05.962	13	B	1:10.973	28.115	20.112	22.746	99.1	23:46.118
14	A	1:09.843	27.661	19.565	22.617	100.7	24:15.805	14	B	1:10.365	27.950	19.967	22.448	99.9	24:56.483
15	B	8:45.601 B	27.275	19.741	7:58.585	13.4	33:01.406	15	B	1:09.820	27.657	19.868	22.295	100.7	26:06.303
16	B	1:17.494	33.255	20.777	23.462	90.7	34:18.900	16	B	1:10.102	27.797	19.907	22.398	100.3	27:16.405
17	B	1:09.337	27.250	19.880	22.207	101.4	35:28.237	17	A	7:31.216 B	27.642	21.387	6:42.187	15.6	34:47.621
18	B	1:09.052	27.210	19.679	22.163	101.8	36:37.289	18	A	1:19.617	33.255	22.306	24.056	88.3	36:07.238
19	B	1:09.497	27.541	19.842	22.114	101.2	37:46.786	19	A	1:13.292	29.523	20.718	23.051	95.9	37:20.530
20	B	1:09.219	27.333	19.781	22.105	101.6	38:56.005	20	A	1:08.399	27.216	19.599	21.584	102.8	38:28.929
21	B	1:10.594	28.656	19.784	22.154	99.6	40:06.599								
22	B	1:10.468	27.450	20.685	22.333	99.8	41:17.067								



FIA Formula E Championship

Round 9 - New York City ePrix

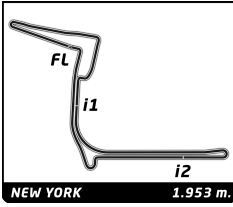
Non Qualifying Practice 1

Analysis

Official Timekeeper TAGHeuer

■ Personal Best
 ■ Session Best
 ■ B Crossing the finish line in pit lane

Lap	C	Time	Sector 1	Sector 2	Sector 3	Kph	Elapsed	Lap	Time	Sector 1	Sector 2	Sector 3	Kph	Elapsed
21	A	1:07.559	26.880	19.297	21.382	104.1	39:36.488							
22	A	1:09.334	26.814	19.359	23.161	101.4	40:45.822							
23	A	1:14.869	28.669	20.783	25.417	93.9	42:00.691							
24	A	1:07.351	26.771	19.432	21.148	104.4	43:08.042							
25	A	1:14.221	27.241	19.877	27.103	94.7	44:22.263							
26	A	1:07.056	26.581	19.342	21.133	104.8	45:29.319							



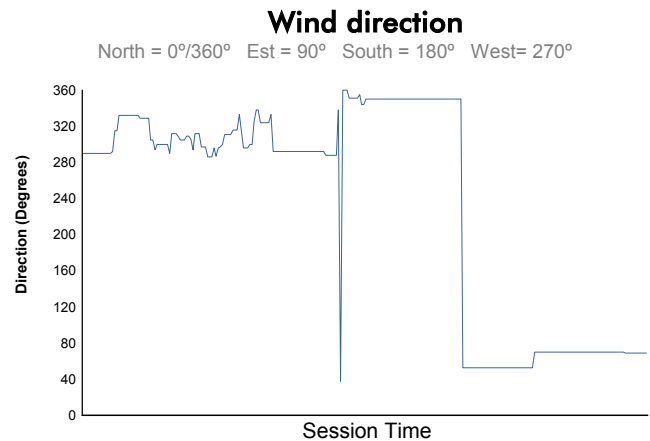
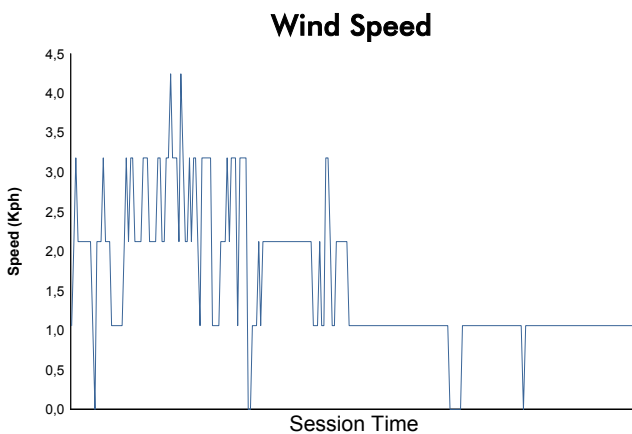
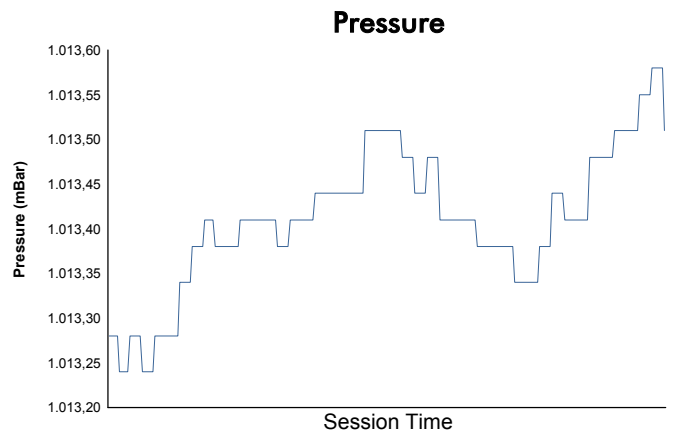
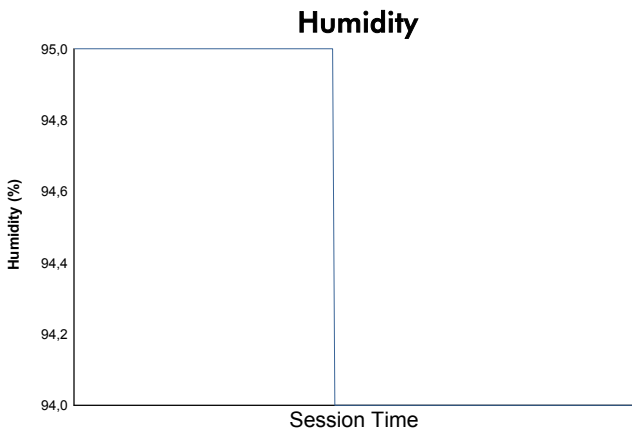
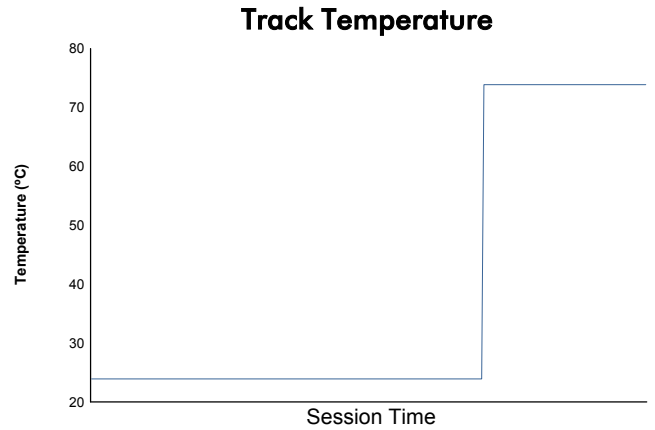
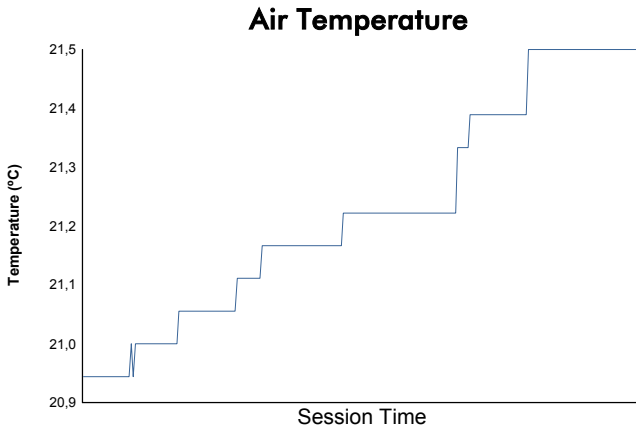
Round 9 - New York City ePrix

FIA Formula E Championship

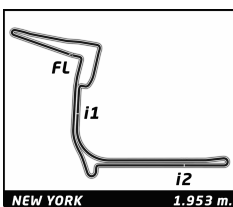
Non Qualifying Practice 1

Weather Report

Official Timekeeper



Track Status: **WET**



FIA Formula E Championship

Round 9 - New York City ePrix

Non Qualifying Practice 2

Classification

Official Timekeeper TAG Heuer

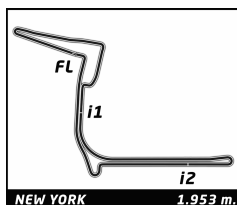
Nr.	Driver	Nat	Team	Car	Time	Lap Total	Gap	Kph
1	19 Felix ROSENQVIST	SWE	Mahindra Racing	Mahindra M3Electro	1:02.423	13 13	- -	112.6
2	23 Nick HEIDFELD	DEU	Mahindra Racing	Mahindra M3Electro	1:02.739	15 15	+0.316 +0.316	112.1
3	8 Nicolas PROST	FRA	Renault e.dams	Renault Z.E. 16	1:02.856	20 22	+0.433 +0.117	111.9
4	2 Sam BIRD	GBR	DS Virgin Racing	DS Virgin DSV-02	1:02.879	14 17	+0.456 +0.023	111.8
5	11 Lucas DI GRASSI	BRA	ABT Schaeffler Audi Sport	ABT Schaeffler FE02	1:02.916	16 17	+0.493 +0.037	111.7
6	66 Daniel ABT	DEU	ABT Schaeffler Audi Sport	ABT Schaeffler FE02	1:02.974	17 22	+0.551 +0.058	111.6
7	6 Loïc DUVAL	FRA	Faraday Future Dragon Racing	Penske 701-EV	1:03.058	15 15	+0.635 +0.084	111.5
8	20 Mitch EVANS	NZL	Panasonic Jaguar Racing	Jaguar I-Type 1	1:03.262	16 20	+0.839 +0.204	111.1
9	27 Robin FRIJNS	NLD	Andretti Formula E	Andretti ATEC-02	1:03.342	11 11	+0.919 +0.080	111.0
10	37 Alex LYNN	GBR	DS Virgin Racing	DS Virgin DSV-02	1:03.351	10 17	+0.928 +0.009	111.0
11	28 Antonio Felix DA COSTA	PRT	Andretti Formula E	Andretti ATEC-02	1:03.395	9 11	+0.972 +0.044	110.9
12	25 Jean-Eric VERGNE	FRA	TECHEETAH	Renault Z.E. 16	1:03.452	14 16	+1.029 +0.057	110.8
13	33 Stéphane SARRAZIN	FRA	TECHEETAH	Renault Z.E. 16	1:03.478	13 17	+1.055 +0.026	110.8
14	88 Oliver TURVEY	GBR	NEXTEV NIO	NextEV TCR Formula 002	1:03.499	3 19	+1.076 +0.021	110.7
15	9 Pierre GASLY	FRA	Renault e.dams	Renault Z.E. 16	1:03.558	20 21	+1.135 +0.059	110.6
16	47 Adam CARROLL	GBR	Panasonic Jaguar Racing	Jaguar I-Type 1	1:03.754	6 13	+1.331 +0.196	110.3
17	5 Maro ENGEL	DEU	Venturi Formula E Team	Venturi VM200-FE-02	1:03.887	3 23	+1.464 +0.133	110.1
18	3 Nelson PIQUET JR	BRA	NEXTEV NIO	NextEV TCR Formula 002	1:03.918	14 14	+1.495 +0.031	110.0
19	4 Tom DILLMANN	FRA	Venturi Formula E Team	Venturi VM200-FE-02	1:04.160	13 15	+1.737 +0.242	109.6
20	7 Jérôme D'AMBROSIO	BEL	Faraday Future Dragon Racing	Penske 701-EV	1:04.343	14 16	+1.920 +0.183	109.3

Fastest Lap	Lap 13	Felix ROSENQVIST	1:02.423	112.6 Kph
--------------------	--------	------------------	-----------------	-----------

Published at:

Track Status: **DRY**

Race Director:	Timekeeper:
-----------------------	--------------------



FIA Formula E Championship

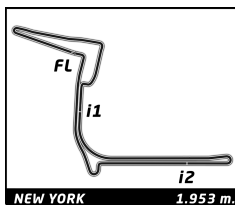
Round 9 - New York City ePrix

Non Qualifying Practice 2

Best Sector Times

Official Timekeeper TAG Heuer

SECTOR 1			SECTOR 2		SECTOR 3					
Pos	Driver	Time	Driver	Time	Driver	Time	Pos	Driver	Ideal Lap	Best Lap
1	23 N.HEIDFELD	24.613	19 F.ROSENQVIST	17.443	19 F.ROSENQVIST	20.218	1	19 F.ROSENQVIST	1:02.423	1:02.423 (1)
2	66 D.ABT	24.724	5 M.ENGEL	17.516	2 S.BIRD	20.318	2	8 N.PROST	1:02.720	1:02.856 (3)
3	9 P.GASLY	24.752	9 P.GASLY	17.595	11 L.DI GRASSI	20.327	3	23 N.HEIDFELD	1:02.739	1:02.739 (2)
4	19 F.ROSENQVIST	24.762	8 N.PROST	17.605	8 N.PROST	20.333	4	66 D.ABT	1:02.843	1:02.974 (6)
5	25 J.VERGNE	24.781	23 N.HEIDFELD	17.670	33 S.SARRAZIN	20.346	5	2 S.BIRD	1:02.879	1:02.879 (4)
6	8 N.PROST	24.782	2 S.BIRD	17.671	66 D.ABT	20.350	6	11 L.DI GRASSI	1:02.916	1:02.916 (5)
7	11 L.DI GRASSI	24.832	37 A.LYNN	17.694	6 L.DUVAL	20.397	7	5 M.ENGEL	1:02.958	1:03.887 (17)
8	27 R.FRIJNS	24.846	6 L.DUVAL	17.721	28 A.DA COSTA	20.433	8	6 L.DUVAL	1:03.058	1:03.058 (7)
9	5 M.ENGEL	24.884	88 O.TURVEY	17.726	23 N.HEIDFELD	20.456	9	25 J.VERGNE	1:03.183	1:03.452 (12)
10	2 S.BIRD	24.890	11 L.DI GRASSI	17.757	20 M.EVANS	20.457	10	20 M.EVANS	1:03.262	1:03.262 (8)
11	6 L.DUVAL	24.940	66 D.ABT	17.769	37 A.LYNN	20.501	11	37 A.LYNN	1:03.275	1:03.351 (10)
12	88 O.TURVEY	24.984	20 M.EVANS	17.777	5 M.ENGEL	20.558	12	33 S.SARRAZIN	1:03.297	1:03.478 (13)
13	7 J.D'AMBROSIO	25.007	25 J.VERGNE	17.810	47 A.CARROLL	20.561	13	27 R.FRIJNS	1:03.342	1:03.342 (9)
14	20 M.EVANS	25.028	33 S.SARRAZIN	17.828	3 N.PIQUET JR	20.569	14	28 A.DA COSTA	1:03.395	1:03.395 (11)
15	28 A.DA COSTA	25.067	28 A.DA COSTA	17.895	27 R.FRIJNS	20.586	15	88 O.TURVEY	1:03.395	1:03.499 (14)
16	47 A.CARROLL	25.069	27 R.FRIJNS	17.910	25 J.VERGNE	20.592	16	9 P.GASLY	1:03.402	1:03.558 (15)
17	37 A.LYNN	25.080	7 J.D'AMBROSIO	17.971	7 J.D'AMBROSIO	20.610	17	7 J.D'AMBROSIO	1:03.588	1:04.343 (20)
18	33 S.SARRAZIN	25.123	3 N.PIQUET JR	17.983	88 O.TURVEY	20.685	18	47 A.CARROLL	1:03.743	1:03.754 (16)
19	3 N.PIQUET JR	25.227	4 T.DILLMANN	18.109	4 T.DILLMANN	20.760	19	3 N.PIQUET JR	1:03.779	1:03.918 (18)
20	4 T.DILLMANN	25.291	47 A.CARROLL	18.113	9 P.GASLY	21.055	20	4 T.DILLMANN	1:04.160	1:04.160 (19)



FIA Formula E Championship

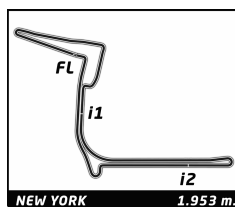
Round 9 - New York City ePrix

Non Qualifying Practice 2

Fastest Lap Sequence

Official Timekeeper 

Practice Time	Driver	Team	Car	Time	Kph	Lap
2:22.689	8 Nicolas PROST	Renault e.dams	Renault Z.E. 16	1:07.240	104.6	2
2:24.371	11 Lucas DI GRASSI	ABT Schaeffler Audi Sport	ABT Schaeffler FE02	1:06.956	105.0	2
3:30.497	11 Lucas DI GRASSI	ABT Schaeffler Audi Sport	ABT Schaeffler FE02	1:06.126	106.3	3
3:33.400	37 Alex LYNN	DS Virgin Racing	DS Virgin DSV-02	1:03.683	110.4	3
3:42.232	2 Sam BIRD	DS Virgin Racing	DS Virgin DSV-02	1:03.596	110.6	3
4:09.122	88 Oliver TURVEY	NEXTEV NIO	NextEV TCR Formula 002	1:03.499	110.7	3
9:18.394	23 Nick HEIDFELD	Mahindra Racing	Mahindra M3Electro	1:03.135	111.4	5
22:00.680	11 Lucas DI GRASSI	ABT Schaeffler Audi Sport	ABT Schaeffler FE02	1:02.916	111.7	16
23:12.651	2 Sam BIRD	DS Virgin Racing	DS Virgin DSV-02	1:02.879	111.8	14
23:53.566	19 Felix ROSENQVIST	Mahindra Racing	Mahindra M3Electro	1:02.423	112.6	13



FIA Formula E Championship

Round 9 - New York City ePrix

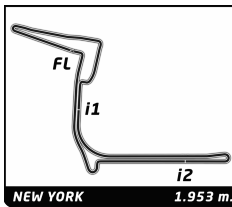
Non Qualifying Practice 2

Analysis

Official Timekeeper

■ Personal Best ■ Session Best ■ Crossing the finish line in pit lane

Lap	C	Time	Sector 1	Sector 2	Sector 3	Kph	Elapsed	Lap	Time	Sector 1	Sector 2	Sector 3	Kph	Elapsed
2		Sam BIRD						GBR						
		DS Virgin Racing						DS Virgin DSV-02						
1	A	1:23.215	40.307	19.898	23.010	84.5	1:23.215							
2	A	1:15.421	28.347	19.620	27.454	93.2	2:38.636							
3	A	1:03.596	24.893	18.023	20.680	110.6	3:42.232							
4	A	1:12.979	27.881	22.551	22.547	96.3	4:55.211							
5	A	1:26.591	28.773	36.593	21.225	81.2	6:21.802							
6	A	1:06.155	25.913	18.757	21.485	106.3	7:27.957							
7	A	1:06.065	26.069	18.540	21.456	106.4	8:34.022							
8	A	1:23.359	32.493	24.554	26.312	84.3	9:57.381							
9	A	1:08.446	27.343	18.436	22.667	102.7	11:05.827							
10	A	1:04.506	25.490	18.233	20.783	109.0	12:10.333							
11	B	7:38.302	25.918	18.118	6:54.266	15.3	19:48.635							
12	B	1:13.093	30.156	19.906	23.031	96.2	21:01.728							
13	B	1:08.044	27.137	19.216	21.691	103.3	22:09.772							
14	B	1:02.879	24.890	17.671	20.318	111.8	23:12.651							
15	B	1:22.487	28.200	23.615	30.672	85.2	24:35.138							
16	A	5:17.237	27.358	19.118	4:30.761	22.2	29:52.375							
17	A	1:10.711	30.447	19.049	21.215	99.4	31:03.086							
3		Nelson PIQUET JR						BRA						
		NEXTEV NIO						NextEV TCR Formula 002						
1	B	1:34.360	48.277	20.731	25.352	74.5	1:34.360							
2	B	1:12.744	27.676	20.952	24.116	96.7	2:47.104							
3	B	1:04.279	25.227	18.200	20.852	109.4	3:51.383							
4	B	1:13.006	25.863	20.328	26.815	96.3	5:04.389							
5	B	1:22.410	31.825	29.057	21.528	85.3	6:26.799							
6	B	1:04.584	25.305	18.248	21.031	108.9	7:31.383							
7	B	1:07.246	27.580	18.442	21.224	104.6	8:38.629							
8	B	1:05.148	25.557	18.371	21.220	107.9	9:43.777							
9	B	1:05.303	25.840	18.245	21.218	107.7	10:49.080							
10	B	1:05.233	25.753	18.342	21.138	107.8	11:54.313							
11	A	9:45.020	25.719	18.316	9:00.985	12.0	21:39.333							
12	A	1:20.740	30.978	22.798	26.964	87.1	23:00.073							
13	A	1:09.366	25.961	19.520	23.885	101.4	24:09.439							
14	A	1:03.918	25.366	17.983	20.569	110.0	25:13.357							
4		Tom DILLMANN						FRA						
		Venturi Formula E Team						Venturi VM200-FE-02						
1	B	2:17.214	1:26.171	22.345	28.698	51.2	2:17.214							
2	B	1:11.999	25.680	20.736	25.583	97.7	3:29.213							
3	B	1:04.922	25.545	18.507	20.870	108.3	4:34.135							
4	B	9:19.387	26.955	18.849	8:33.583	12.6	13:53.522							
5	B	1:10.289	28.538	18.444	23.307	100.0	15:03.811							
6	B	1:06.445	25.669	19.438	21.338	105.8	16:10.256							
7	B	1:05.463	25.641	18.419	21.403	107.4	17:15.719							
8	B	1:07.093	25.802	19.930	21.361	104.8	18:22.812							
9	B	1:05.736	25.962	18.482	21.292	107.0	19:28.548							
10	A	5:03.537	26.502	18.726	4:18.309	23.2	24:32.085							
11	A	1:27.673	38.398	21.584	27.691	80.2	25:59.758							
12	A	1:43.789	41.571	34.932	27.286	67.7	27:43.547							
13	A	1:04.160	25.291	18.109	20.760	109.6	28:47.707							
14	A	1:06.385	26.830	18.351	21.204	105.9	29:54.092							
15	A	1:04.767	25.632	18.192	20.943	108.6	30:58.859							
5		Maro ENGEL						DEU						
		Venturi Formula E Team						Venturi VM200-FE-02						
1	B	1:49.112	1:01.663	23.165	24.284	64.4	1:49.112							
2	B	1:11.015	25.606	20.567	24.842	99.0	3:00.127							
3	B	1:03.887	25.249	18.080	20.558	110.1	4:04.014							
4	B	1:08.514	27.978	18.661	21.875	102.6	5:12.528							
5	B	1:27.308	38.821	21.039	27.448	80.5	6:39.836							
6	B	1:04.395	25.442	18.054	20.899	109.2	7:44.231							
7	B	1:13.299	29.507	21.326	22.466	95.9	8:57.530							
8	B	1:06.806	26.314	19.004	21.488	105.2	10:04.336							
9	B	1:06.019	25.839	18.617	21.563	106.5	11:10.355							
10	B	1:05.799	25.857	18.489	21.453	106.9	12:16.154							
11	B	1:05.908	25.930	18.375	21.603	106.7	13:22.062							
12	B	1:05.561	25.799	18.368	21.394	107.2	14:27.623							
13	B	1:16.880	27.325	21.438	28.117	91.5	15:44.503							
14	A	3:39.007	27.202	18.819	2:52.986	32.1	19:23.510							
15	A	1:14.935	32.911	19.589	22.435	93.8	20:38.445							
16	A	1:13.638	29.385	19.701	24.552	95.5	21:52.083							
17	A	1:06.799	24.884	17.516	24.399	105.3	22:58.882							
18	A	1:18.132	29.106	23.079	25.947	90.0	24:17.014							
19	A	1:09.302	25.606	19.921	23.775	101.5	25:26.316							
20	A	1:20.140	25.489	18.350	36.301	87.7	26:46.456							
21	A	1:14.632	33.480	19.189	21.963	94.2	28:01.088							
22	A	1:05.703	25.817	18.340	21.546	107.0	29:06.791							
23	A	1:05.502	25.837	18.294	21.371	107.3	30:12.293							
6		Loïc DUVAL						FRA						
		Faraday Future Dragon Racing						Penske 701-EV						
1	B	2:08.702	55.891	48.824	23.987	54.6	2:08.702							
2	B	1:11.388	27.596	18.714	25.078	98.5	3:20.090							
3	B	1:04.077	25.368	18.063	20.646	109.7	4:24.167							
4	A	6:20.482	27.302	18.503	5:34.677	18.5	10:44.649							
5	A	1:12.614	32.741	18.651	21.222	96.8	11:57.263							
6	A	1:05.630	26.023	18.352	21.255	107.1	13:02.893							
7	A	1:05.121	25.808	18.142	21.171	108.0	14:08.014							
8	A	1:13.634	30.721	20.503	22.410	95.5	15:21.648							
9	A	1:04.724	25.520	18.063	21.141	108.6	16:26.372							
10	A	1:04.772	25.520	18.193	21.059	108.5	17:31.144							
11	A	1:05.165	25.821	18.282	21.062	107.9	18:36.309							
12	B	8:13.609	25.745	18.487	7:29.377	14.2	26:49.918							
13	B	1:21.764	36.709	20.491	24.564	86.0	28:11.682							
14	B	1:07.382	26.853	19.098	21.431	104.3	29:19.064							
15	B	1:03.058	24.940	17.721	20.397	111.5	30:22.122							
7		Jérôme D'AMBROSIO						BEL						
		Faraday Future Dragon Racing						Penske 701-EV						
1	B	2:31.786	1:45.966	21.251	24.569	46.3	2:31.786							
2	B	1:09.294	26.979	19.855	22.460	101.5	3:41.080							
3	B	1:04.969	25.587	18.338	21.044	108.2	4:46.049							
4	A	5:18.097	26.533	29.714	4:21.850	22.1	10:04.146							
5	A	1:11.217	29.397	18.277	23.543	98.7	11:15.363							
6	A	1:04.839	25.657	18.109	21.073	108.4	12:20.202							
7	A	1:06.536	25.597	18.543	22.396	105.7	13:26.738							
8	A	1:04.638	25.472	18.111	21.055	108.8	14:31.376							
9	A	1:10.884	28.785	20.287	21.812	99.2	15:42.260							
10	A	1:05.649	25.559	18.202	21.888	107.1	16:47.909							



FIA Formula E Championship

Round 9 - New York City ePrix

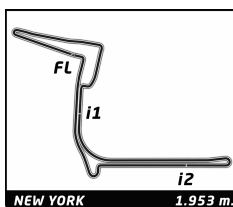
Non Qualifying Practice 2

Analysis

Official Timekeeper

■ Personal Best ■ Session Best ■ Crossing the finish line in pit lane

Lap	C	Time	Sector 1	Sector 2	Sector 3	Kph	Elapsed	Lap	Time	Sector 1	Sector 2	Sector 3	Kph	Elapsed
8 Nicolas PROST FRA														
Renault e.dams								Renault Z.E. 16						
1	B	1:15.449	34.662	19.227	21.560	93.2	1:15.449							
2	B	1:07.240	26.372	18.831	22.037	104.6	2:22.689							
3	B	1:07.031	26.046	19.093	21.892	104.9	3:29.720							
4	B	1:06.002	25.929	18.692	21.381	106.5	4:35.722							
5	B	1:25.990	26.217	20.180	39.593	81.8	6:01.712							
6	B	1:15.212	27.941	20.254	27.017	93.5	7:16.924							
7	B	1:04.871	25.473	18.121	21.277	108.4	8:21.795							
8	B	1:04.406	25.427	18.278	20.701	109.2	9:26.201							
9	B	1:04.453	25.447	18.150	20.856	109.1	10:30.654							
10	B	1:22.541	29.062	28.925	24.554	85.2	11:53.195							
11	B	1:04.123	25.420	17.947	20.756	109.6	12:57.318							
12	B	1:20.215	28.705	28.945	22.565	87.6	14:17.533							
13	B	1:04.602	25.361	18.427	20.814	108.8	15:22.135							
14	A	5:15.934 B	28.997	19.812	4:27.125	22.3	20:38.069							
15	A	1:19.080	34.709	21.696	22.675	88.9	21:57.149							
16	A	1:13.709	27.704	20.518	25.487	95.4	23:10.858							
17	A	1:03.270	24.782	17.781	20.707	111.1	24:14.128							
18	A	1:17.099	30.768	24.059	22.272	91.2	25:31.227							
19	A	1:48.815	28.894	41.955	37.966	64.6	27:20.042							
20	A	1:02.856	24.918	17.605	20.333	111.9	28:22.898							
21	A	1:19.060	28.106	25.698	25.256	88.9	29:41.958							
22	A	1:07.575	25.516	20.723	21.336	104.0	30:49.533							
11 Lucas DI GRASSI BRA														
ABT Schaeffler Audi Sport								ABT Schaeffler FE02						
1	A	1:17.415	36.400	19.406	21.609	90.8	1:17.415							
2	A	1:06.956	26.127	19.289	21.540	105.0	2:24.371							
3	A	1:06.126	26.137	18.516	21.473	106.3	3:30.497							
4	A	1:05.965	26.048	18.390	21.527	106.6	4:36.462							
5	A	1:23.583	26.034	20.213	37.336	84.1	6:00.045							
6	A	1:05.554	26.036	18.413	21.105	107.3	7:05.599							
7	A	1:04.599	25.350	18.273	20.976	108.8	8:10.198							
8	A	1:07.423	27.269	18.352	21.802	104.3	9:17.621							
9	A	1:04.645	25.481	18.205	20.959	108.8	10:22.266							
10	A	1:17.423	31.232	20.017	26.174	90.8	11:39.689							
11	A	1:10.478	25.328	18.142	27.008	99.8	12:50.167							
12	A	1:04.070	25.333	17.915	20.822	109.7	13:54.237							
13	B	4:40.558 B	26.496	18.248	3:55.814	25.1	18:34.795							
14	B	1:14.497	30.184	18.951	25.362	94.4	19:49.292							
15	B	1:08.472	27.654	18.193	22.625	102.7	20:57.764							
16	B	1:02.916	24.832	17.757	20.327	111.7	22:00.680							
17	B	1:21.287	30.550	19.666	31.071	86.5	23:21.967							
19 Felix ROSENQVIST SWE														
Mahindra Racing								Mahindra M3Electro						
1	A	3:47.223	2:59.059	23.391	24.773	30.9	3:47.223							
2	B	2:10.107 B	30.188	22.217	1:17.702	54.0	5:57.330							
3	B	1:27.877	36.999	22.450	28.428	80.0	7:25.207							
4	B	1:06.575	26.903	18.641	21.031	105.6	8:31.782							
5	B	1:03.698	25.203	17.810	20.685	110.4	9:35.480							
6	B	1:05.157	26.065	18.125	20.967	107.9	10:40.637							
7	B	1:22.332	32.943	26.996	22.393	85.4	12:02.969							
8	B	1:04.302	25.373	17.897	21.032	109.3	13:07.271							
9	B	1:04.670	25.583	18.125	20.962	108.7	14:11.941							
10	A	5:41.711 B	25.932	18.110	4:57.669	20.6	19:53.652							
11	A	1:29.923	35.229	25.963	28.731	78.2	21:23.575							
12	A	1:27.568	36.377	25.460	25.731	80.3	22:51.143							
13	A	1:02.423	24.762	17.443	20.218	112.6	23:53.566							
20 Mitch EVANS NZL														
Panasonic Jaguar Racing								Jaguar I-Type 1						
1	A	1:40.729	54.632	21.576	24.521	69.8	1:40.729							
2	A	1:10.968	26.477	19.848	24.643	99.1	2:51.697							
3	A	1:04.872	25.653	18.160	21.059	108.4	3:56.569							
4	A	1:14.915	30.428	19.530	24.957	93.9	5:11.484							
5	A	1:22.612	39.112	19.204	24.296	85.1	6:34.096							
6	A	1:04.629	25.404	18.209	21.016	108.8	7:38.725							
7	A	1:07.496	26.800	18.999	21.697	104.2	8:46.221							
8	A	1:06.867	26.271	18.781	21.815	105.1	9:53.088							
9	A	1:08.474	28.031	18.825	21.618	102.7	11:01.562							
10	A	1:06.187	25.612	18.217	22.358	106.2	12:07.749							
11	A	1:25.559	34.361	22.943	28.255	82.2	13:33.308							
12	A	1:04.502	25.378	18.138	20.986	109.0	14:37.810							
13	B	1:53.696 B	25.736	18.289	1:09.671	61.8	16:31.506							
14	B	1:56.144	34.914	57.105	24.125	60.5	18:27.650							
15	B	1:07.779	28.300	18.456	21.023	103.7	19:35.429							
16	B	1:03.262	25.028	17.777	20.457	111.1	20:38.691							
17	B	6:36.737 B	32.086	22.712	5:41.939	17.7	27:15.428							
18	B	1:12.238	32.344	18.810	21.084	97.3	28:27.666							



FIA Formula E Championship

Round 9 - New York City ePrix

Non Qualifying Practice 2

Analysis

Official Timekeeper

■ Personal Best ■ Session Best B Crossing the finish line in pit lane

Lap	C	Time	Sector 1	Sector 2	Sector 3	Kph	Elapsed	Lap	Time	Sector 1	Sector 2	Sector 3	Kph	Elapsed	
19	B	1:04.853	25.587	18.220	21.046	108.4	29:32.519	1	B	1:29.870	42.293	19.904	27.673	78.2	1:29.870
20	B	1:04.891	25.613	18.173	21.105	108.3	30:37.410	2	B	1:11.450	26.040	19.619	25.791	98.4	2:41.320

23 Nick HEIDFELD DEU							
Mahindra Racing Mahindra M3Electro							
1	A	2:21.476	1:33.857	20.818	26.801	49.7	2:21.476
2	B	3:34.163 B	31.051	20.982	2:42.130	32.8	5:55.639
3	B	1:12.408	29.059	19.562	23.787	97.1	7:08.047
4	B	1:07.212	25.672	18.300	23.240	104.6	8:15.259
5	B	1:03.135	24.893	17.676	20.566	111.4	9:18.394
6	B	1:19.100	30.150	22.148	26.802	88.9	10:37.494
7	B	1:06.758	26.313	18.569	21.876	105.3	11:44.252
8	B	1:07.068	26.532	18.622	21.914	104.8	12:51.320
9	B	1:06.988	26.629	18.405	21.954	105.0	13:58.308
10	B	1:06.871	26.794	18.392	21.685	105.1	15:05.179
11	B	1:06.698	26.461	18.628	21.609	105.4	16:11.877
12	A	10:29.087 B	26.123	18.408	9:44.556	11.2	26:40.964
13	A	1:18.161	36.856	18.984	22.321	90.0	27:59.125
14	A	1:13.724	28.132	21.527	24.065	95.4	29:12.849
15	A	1:02.739	24.613	17.670	20.456	112.1	30:15.588

25 Jean-Eric VERGNE FRA							
TECHEETAH Renault Z.E. 16							
1	A	1:44.866	59.512	20.717	24.637	67.0	1:44.866
2	A	1:07.348	26.180	18.600	22.568	104.4	2:52.214
3	A	1:05.896	25.960	18.449	21.487	106.7	3:58.110
4	A	1:09.957	26.378	19.557	24.022	100.5	5:08.067
5	A	1:22.320	40.123	20.563	21.634	85.4	6:30.387
6	A	1:05.987	25.669	19.029	21.289	106.5	7:36.374
7	A	1:05.526	25.748	18.580	21.198	107.3	8:41.900
8	A	1:07.086	26.870	18.836	21.380	104.8	9:48.986
9	A	1:19.993	34.901	20.417	24.675	87.9	11:08.979
10	A	1:04.732	25.480	18.239	21.013	108.6	12:13.711
11	B	6:50.201 B	25.584	19.023	6:05.594	17.1	19:03.912
12	B	1:14.346	31.398	20.276	22.672	94.6	20:18.258
13	B	1:11.968	27.054	20.124	24.790	97.7	21:30.226
14	B	1:03.452	25.050	17.810	20.592	110.8	22:33.678
15	B	1:30.510	33.505	29.971	27.034	77.7	24:04.188
16	B	1:13.797	30.816	21.567	21.414	95.3	25:17.985

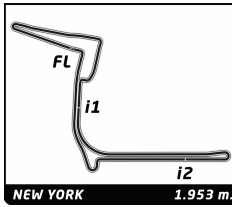
27 Robin FRIJNS NLD							
Andretti Formula E Andretti ATEC-02							
1	B	1:33.238	46.411	20.729	26.098	75.4	1:33.238
2	B	1:11.115	27.722	19.113	24.280	98.9	2:44.353
3	B	1:03.911	24.943	18.273	20.695	110.0	3:48.264
4	B	5:11.448 B	26.996	19.399	4:25.053	22.6	8:59.712
5	B	1:17.125	34.269	20.092	22.764	91.2	10:16.837
6	B	1:07.109	26.565	18.552	21.992	104.8	11:23.946
7	B	1:06.615	26.546	18.629	21.440	105.5	12:30.561
8	A	7:45.500 B	25.840	18.436	7:01.224	15.1	20:16.061
9	A	1:16.676	33.999	20.205	22.472	91.7	21:32.737
10	A	1:08.949	26.488	19.065	23.396	102.0	22:41.686
11	A	1:03.342	24.846	17.910	20.586	111.0	23:45.028

28 Antonio Felix DA COSTA PRT							
Andretti Formula E Andretti ATEC-02							
1	B	1:38.915	51.881	22.264	24.770	71.1	1:38.915
2	B	1:10.337	27.223	18.987	24.127	100.0	2:49.252

33 Stéphane SARRAZIN FRA							
TECHEETAH Renault Z.E. 16							
1	B	1:35.964	49.833	22.092	24.039	73.3	1:35.964
2	B	1:12.063	28.778	19.188	24.097	97.6	2:48.027
3	B	1:05.140	25.552	18.341	21.247	107.9	3:53.167
4	B	6:05.497 B	25.634	18.694	5:21.169	19.2	9:58.664
5	B	1:08.332	28.602	18.506	21.224	102.9	11:06.996
6	B	1:05.074	25.766	18.331	20.977	108.0	12:12.070
7	A	6:06.532 B	25.711	18.244	5:22.577	19.2	18:18.602
8	A	1:08.150	28.632	18.316	21.202	103.2	19:26.752
9	A	1:05.033	25.832	18.359	20.842	108.1	20:31.785
10	A	1:03.786	25.123	17.828	20.835	110.2	21:35.571
11	A	1:17.592	29.056	24.577	23.959	90.6	22:53.163
12	A	1:12.112	27.403	22.228	22.481	97.5	24:05.275
13	A	1:03.478	25.244	17.888	20.346	110.8	25:08.753
14	A	1:22.310	27.653	20.463	34.194	85.4	26:31.063
15	A	1:22.317	41.156	19.198	21.963	85.4	27:53.380
16	A	1:05.648	25.896	18.368	21.384	107.1	28:59.028
17	A	1:06.363	26.428	18.557	21.378	105.9	30:05.391

37 Alex LYNN GBR							
DS Virgin Racing DS Virgin DSV-02							
1	A	1:20.551	38.448	20.054	22.049	87.3	1:20.551
2	A	1:09.166	26.797	19.619	22.750	101.7	2:29.717
3	A	1:03.683	25.087	18.095	20.501	110.4	3:33.400
4	A	1:08.832	27.719	19.226	21.887	102.1	4:42.232
5	A	1:22.626	25.680	22.240	34.706	85.1	6:04.858
6	A	1:05.388	25.815	18.557	21.016	107.5	7:10.246
7	B	10:44.196 B	25.583	18.164	...	10.9	17:54.442
8	B	1:19.609	34.749	20.648	24.212	88.3	19:14.051
9	B	1:08.287	26.434	20.350	21.503	103.0	20:22.338
10	B	1:03.351	25.080	17.694	20.577	111.0	21:25.689
11	A	1:57.027 B	28.455	20.518	1:08.054	60.1	23:22.716
12	A	1:09.771	28.110	19.829	21.832	100.8	24:32.487
13	A	1:05.814	26.225	18.427	21.162	106.8	25:38.301
14	A	1:33.203	28.068	31.973	33.162	75.4	27:11.504
15	A	1:05.867	26.154	18.528	21.185	106.7	28:17.371
16	A	1:10.245	25.524	21.802	22.919	100.1	29:27.616
17	A	1:04.475	25.470	18.123	20.882	109.0	30:32.091

47 Adam CARROLL GBR							
Panasonic Jaguar Racing Jaguar I-Type 1							
1	B	1:38.915	51.881	22.264	24.770	71.1	1:38.915
2	B	1:10.337	27.223	18.987	24.127	100.0	2:49.252



FIA Formula E Championship

Round 9 - New York City ePrix

Non Qualifying Practice 2

Analysis

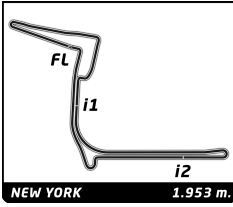
Official Timekeeper TAG Heuer

■ Personal Best ■ Session Best ■ B Crossing the finish line in pit lane

Lap	C	Time	Sector 1	Sector 2	Sector 3	Kph	Elapsed	Lap	Time	Sector 1	Sector 2	Sector 3	Kph	Elapsed	
3	A	8:04.927	B 25.740	18.571	7:20.616	14.5	10:54.179	19	A	1:04.814	25.539	18.252	21.023	108.5	30:42.576
4	A	1:15.052	30.062	20.803	24.187	93.7	12:09.231								
5	A	1:10.604	26.565	20.689	23.350	99.6	13:19.835								
6	A	1:03.754	25.069	18.124	20.561	110.3	14:23.589								
7	B	8:46.288	B 26.212	18.568	8:01.508	13.4	23:09.877								
8	B	1:16.429	32.704	20.217	23.508	92.0	24:26.306								
9	B	1:06.477	26.011	19.116	21.350	105.8	25:32.783								
10	B	1:31.464	25.410	21.983	44.071	76.9	27:04.247								
11	B	1:05.827	25.864	18.326	21.637	106.8	28:10.074								
12	B	1:04.862	25.596	18.229	21.037	108.4	29:14.936								
13	B	1:04.495	25.540	18.113	20.842	109.0	30:19.431								

66 Daniel ABT		DEU					
ABT Schaeffler Audi Sport		ABT Schaeffler FE02					
1	B	1:41.634	57.201	21.052	23.381	69.2	1:41.634
2	B	1:08.138	26.566	18.738	22.834	103.2	2:49.772
3	B	1:06.503	26.083	18.539	21.881	105.7	3:56.275
4	B	1:10.803	27.238	19.441	24.124	99.3	5:07.078
5	B	1:22.268	35.144	24.487	22.637	85.5	6:29.346
6	B	1:05.309	25.576	18.454	21.279	107.7	7:34.655
7	B	1:06.749	25.650	18.291	22.808	105.3	8:41.404
8	B	1:04.586	25.319	18.241	21.026	108.9	9:45.990
9	B	1:07.955	25.548	18.328	24.079	103.5	10:53.945
10	B	1:04.791	25.488	18.274	21.029	108.5	11:58.736
11	B	1:15.376	25.666	18.886	30.824	93.3	13:14.112
12	B	1:04.487	25.390	18.170	20.927	109.0	14:18.599
13	B	1:16.267	27.158	26.786	22.323	92.2	15:34.866
14	A	5:21.857	B 25.322	18.139	4:38.396	21.8	20:56.723
15	A	1:18.434	32.103	21.837	24.494	89.6	22:15.157
16	A	1:15.128	27.858	19.637	27.633	93.6	23:30.285
17	A	1:02.974	24.829	17.795	20.350	111.6	24:33.259
18	A	1:23.442	31.661	24.263	27.518	84.3	25:56.701
19	A	1:40.245	42.615	34.533	23.097	70.1	27:36.946
20	A	1:03.028	24.724	17.769	20.535	111.6	28:39.974
21	A	1:15.672	30.144	21.935	23.593	92.9	29:55.646
22	A	1:06.514	26.100	19.202	21.212	105.7	31:02.160

88 Oliver TURVEY		GBR					
NEXTEV NIO		NextEV TCR Formula 002					
1	B	1:53.295	1:06.371	21.876	25.048	62.1	1:53.295
2	B	1:12.328	25.805	18.308	28.215	97.2	3:05.623
3	B	1:03.499	24.984	17.726	20.789	110.7	4:09.122
4	B	1:13.886	30.002	19.762	24.122	95.2	5:23.008
5	B	1:22.260	40.155	19.482	22.623	85.5	6:45.268
6	B	1:06.633	26.302	18.604	21.727	105.5	7:51.901
7	B	1:11.920	26.219	18.951	26.750	97.8	9:03.821
8	B	1:08.410	28.141	18.893	21.376	102.8	10:12.231
9	B	1:05.355	25.739	18.369	21.247	107.6	11:17.586
10	B	1:05.457	25.894	18.428	21.135	107.4	12:23.043
11	A	8:31.779	B 26.164	18.537	7:47.078	13.7	20:54.822
12	A	1:18.377	32.180	21.269	24.928	89.7	22:13.199
13	A	1:13.502	27.972	19.786	25.744	95.7	23:26.701
14	A	1:03.851	25.213	17.953	20.685	110.1	24:30.552
15	A	1:17.007	29.800	21.082	26.125	91.3	25:47.559
16	A	1:37.105	25.859	39.119	32.127	72.4	27:24.664
17	A	1:05.287	25.641	18.315	21.331	107.7	28:29.951
18	A	1:07.811	25.683	19.652	22.476	103.7	29:37.762



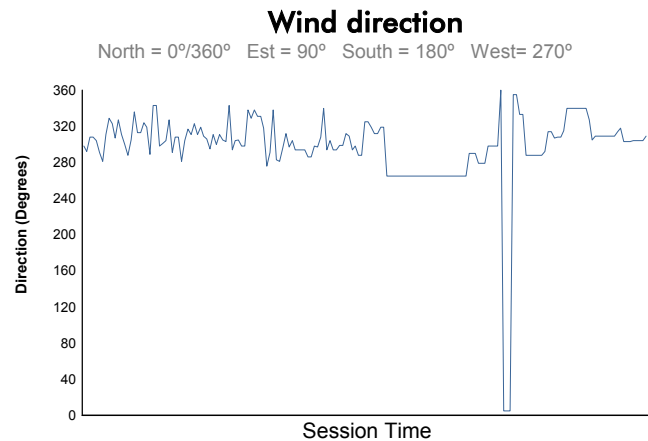
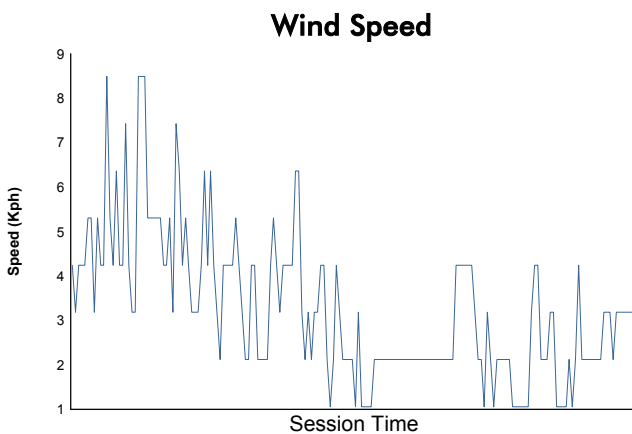
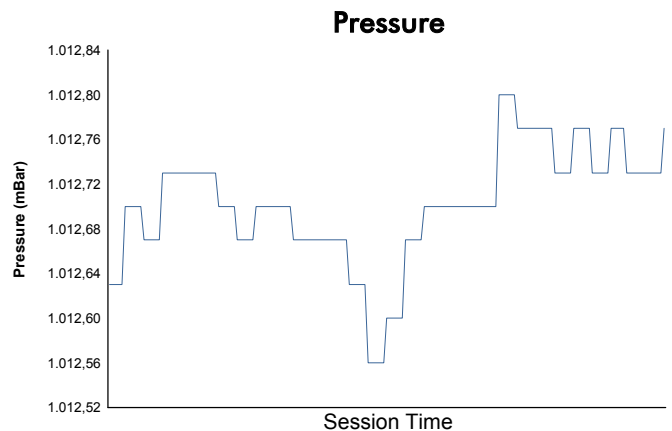
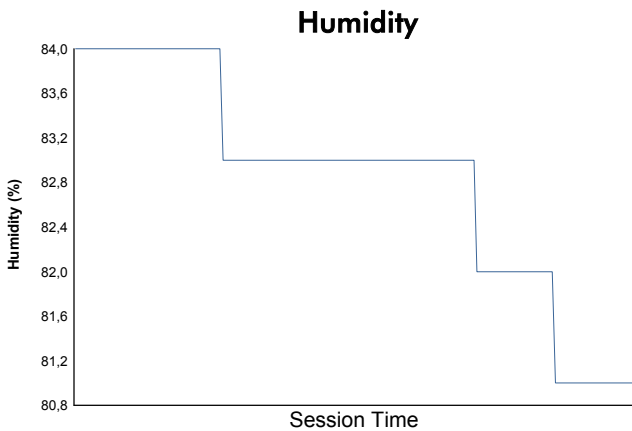
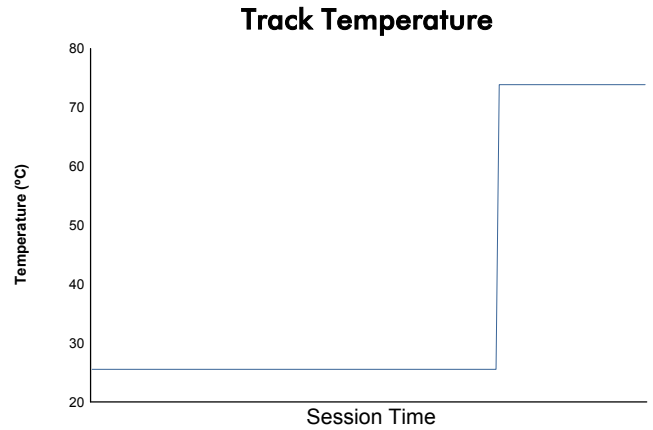
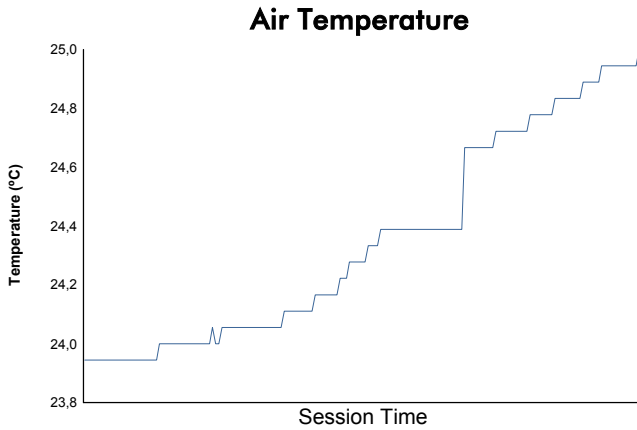
Round 9 - New York City ePrix

FIA Formula E Championship

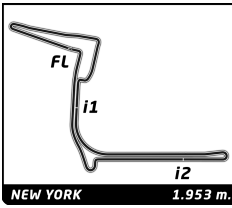
Non Qualifying Practice 2

Weather Report

Official Timekeeper



Track Status: **DRY**



FIA Formula E Championship

Round 9 - New York City ePrix

Qualifying 1 Group 1

Classification

Official Timekeeper TAG Heuer

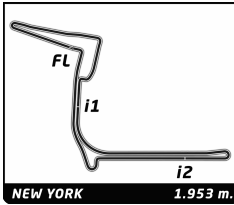
Nr.	Driver	Nat	Team	Car	Time	Lap	Total	Gap	Kph
1	25 Jean-Eric VERGNE	FRA	TECHEETAH	Renault Z.E. 16	1:03.091	3	3	-	- 111.4
2	6 Loïc DUVAL	FRA	Faraday Future Dragon Racing	Penske 701-EV	1:03.521	3	3	+0.430	+0.430 110.7
3	27 Robin FRUNTS	NLD	Andretti Formula E	Andretti ATEC-02	1:03.830	3	3	+0.739	+0.309 110.1
4	28 Antonio Felix DA COSTA	PRT	Andretti Formula E	Andretti ATEC-02	1:04.585	3	3	+1.494	+0.755 108.9
5	9 Pierre GASLY	FRA	Renault e.dams	Renault Z.E. 16	1:04.936	3	3	+1.845	+0.351 108.3

Fastest Lap	Lap 3	Jean-Eric VERGNE	1:03.091	111.4 Kph
--------------------	-------	------------------	-----------------	-----------

Published at:

Track Status: **DRY**

Race Director:	Timekeeper:
-----------------------	--------------------



FIA Formula E Championship

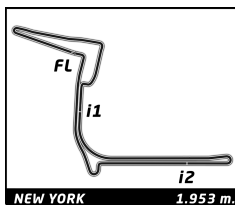
Round 9 - New York City ePrix

Qualifying 1 Group 1

Best Sector Times

Official Timekeeper 

SECTOR 1			SECTOR 2		SECTOR 3		Pos	Driver	Ideal Lap	Best Lap	
Pos	Driver	Time	Driver	Time	Driver	Time					
1	9 P.GASLY	24.969	25 J.VERGNE	17.753	25 J.VERGNE	20.307	1	25 J.VERGNE	1:03.091	1:03.091	(1)
2	25 J.VERGNE	25.031	6 L.DUVAL	17.859	6 L.DUVAL	20.564	2	6 L.DUVAL	1:03.521	1:03.521	(2)
3	6 L.DUVAL	25.098	27 R.FRIJNS	17.938	27 R.FRIJNS	20.696	3	27 R.FRIJNS	1:03.830	1:03.830	(3)
4	28 A.DA COSTA	25.188	28 A.DA COSTA	18.642	28 A.DA COSTA	20.755	4	28 A.DA COSTA	1:04.585	1:04.585	(4)
5	27 R.FRIJNS	25.196	9 P.GASLY	19.148	9 P.GASLY	20.819	5	9 P.GASLY	1:04.936	1:04.936	(5)



FIA Formula E Championship

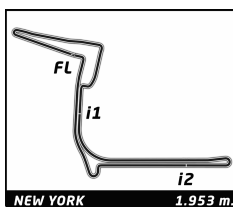
Round 9 - New York City ePrix

Qualifying 1 Group 1

Fastest Lap Sequence

Official Timekeeper 

Practice Time	Driver	Team	Car	Time	Kph	Lap
5:02.940	28 Antonio Felix DA COSTA	Andretti Formula E	Andretti ATEC-02	1:09.487	101.2	2
5:09.532	25 Jean-Eric VERGNE	TECHEETAH	Renault Z.E. 16	1:09.363	101.4	2
5:16.163	6 Loïc DUVAL	Faraday Future Dragon Racing	Penske 701-EV	1:08.546	102.6	2
6:07.525	28 Antonio Felix DA COSTA	Andretti Formula E	Andretti ATEC-02	1:04.585	108.9	3
6:12.623	25 Jean-Eric VERGNE	TECHEETAH	Renault Z.E. 16	1:03.091	111.4	3



FIA Formula E Championship

Round 9 - New York City ePrix

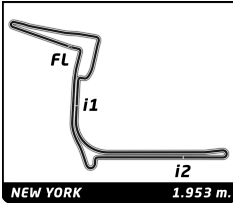
Qualifying 1 Group 1

Analysis

Official Timekeeper TAG Heuer

■ Personal Best
 ■ Session Best
 ■ Crossing the finish line in pit lane

Lap	C	Time	Sector 1	Sector 2	Sector 3	Kph	Elapsed	Lap	Time	Sector 1	Sector 2	Sector 3	Kph	Elapsed
6		Loïc DUVAL			FRA	Faraday Future Dragon Racing			Penske 701-EV					
1	B	4:07.617	3:18.310	21.997	27.310	28.4	4:07.617							
2	B	1:08.546	26.558	18.628	23.360	102.6	5:16.163							
3	B	1:03.521	25.098	17.859	20.564	110.7	6:19.684							
9		Pierre GASLY			FRA	Renault e.dams			Renault Z.E. 16					
1	B	4:11.533	3:22.183	23.137	26.213	28.0	4:11.533							
2	B	1:12.337	28.403	20.749	23.185	97.2	5:23.870							
3	B	1:04.936	24.969	19.148	20.819	108.3	6:28.806							
25		Jean-Eric VERGNE			FRA	TECHEETAH			Renault Z.E. 16					
1	B	4:00.169	3:10.968	23.592	25.609	29.3	4:00.169							
2	B	1:09.363	27.117	19.661	22.585	101.4	5:09.532							
3	B	1:03.091	25.031	17.753	20.307	111.4	6:12.623							
27		Robin FRIJNS			NLD	Andretti Formula E			Andretti ATEC-02					
1	A	4:20.733	3:29.878	23.663	27.192	27.0	4:20.733							
2	A	1:11.866	28.589	20.547	22.730	97.8	5:32.599							
3	A	1:03.830	25.196	17.938	20.696	110.1	6:36.429							
28		Antonio Felix DA COSTA			PRT	Andretti Formula E			Andretti ATEC-02					
1	A	3:53.453	3:08.055	21.928	23.470	30.1	3:53.453							
2	A	1:09.487	27.124	20.315	22.048	101.2	5:02.940							
3	A	1:04.585	25.188	18.642	20.755	108.9	6:07.525							



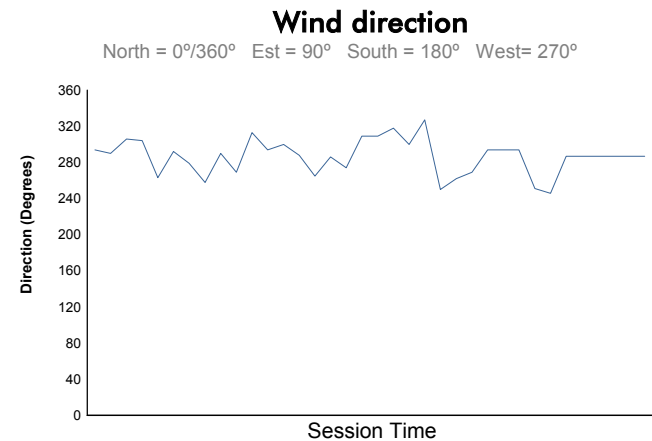
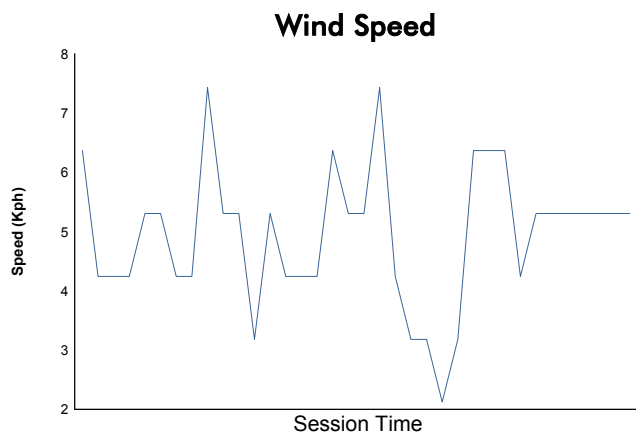
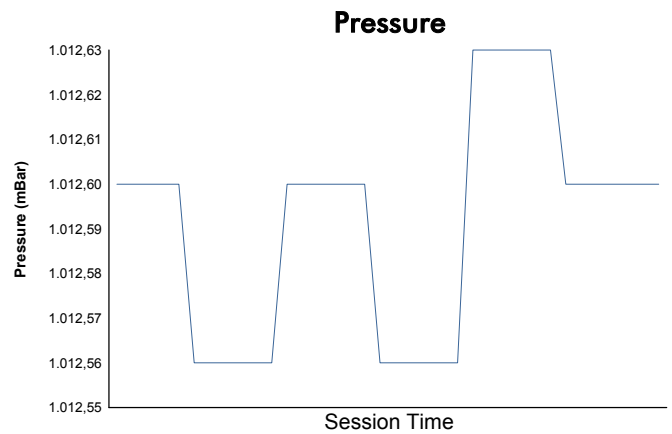
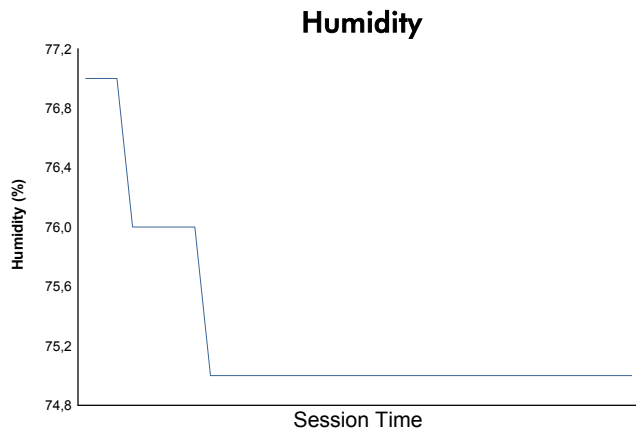
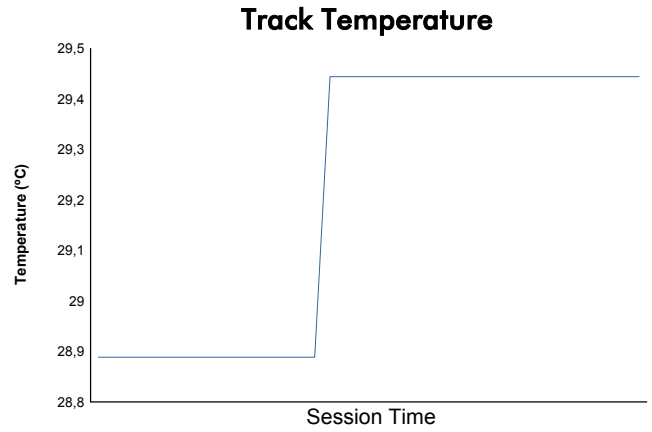
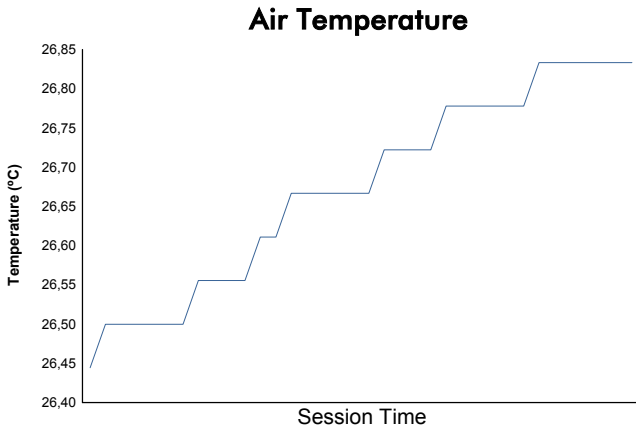
Round 9 - New York City ePrix

FIA Formula E Championship

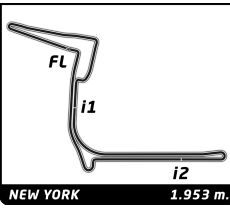
Qualifying 1 Group 1

Weather Report

Official Timekeeper



Track Status: **DRY**



FIA Formula E Championship

Round 9 - New York City ePrix

Qualifying 1 Group 2

Classification

Official Timekeeper TAGHeuer

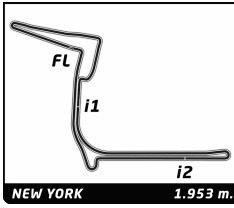
Nr.	Driver	Nat	Team	Car	Time	Lap	Total	Gap	Kph
1	7 Jérôme D'AMBROSIO	BEL	Faraday Future Dragon Racing	Penske 701-EV	1:02.881	3	3	-	- 111.8
2	23 Nick HEIDFELD	DEU	Mahindra Racing	Mahindra M3Electro	1:03.193	3	3	+0.312	+0.312 111.3
3	8 Nicolas PROST	FRA	Renault e.dams	Renault Z.E. 16	1:03.433	3	3	+0.552	+0.240 110.8
4	33 Stéphane SARRAZIN	FRA	TECHEETAH	Renault Z.E. 16	1:03.508	3	3	+0.627	+0.075 110.7
5	20 Mitch EVANS	NZL	Panasonic Jaguar Racing	Jaguar I-Type 1	1:03.637	3	3	+0.756	+0.129 110.5

Fastest Lap	Lap 3	Jérôme D'AMBROSIO	1:02.881	111.8 Kph
--------------------	-------	-------------------	-----------------	-----------

Published at:

Track Status: **DRY**

Race Director:	Timekeeper:
-----------------------	--------------------



FIA Formula E Championship

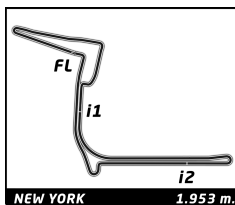
Round 9 - New York City ePrix

Qualifying 1 Group 2

Best Sector Times

Official Timekeeper 

SECTOR 1			SECTOR 2		SECTOR 3		Pos	Driver	Ideal Lap	Best Lap	
Pos	Driver	Time	Driver	Time	Driver	Time					
1	7 J.D'AMBROSIO	24.799	7 J.D'AMBROSIO	17.650	23 N.HEIDFELD	20.388	1	7 J.D'AMBROSIO	1:02.881	1:02.881	(1)
2	23 N.HEIDFELD	24.900	8 N.PROST	17.888	7 J.D'AMBROSIO	20.432	2	23 N.HEIDFELD	1:03.193	1:03.193	(2)
3	33 S.SARRAZIN	25.037	33 S.SARRAZIN	17.901	8 N.PROST	20.481	3	8 N.PROST	1:03.433	1:03.433	(3)
4	20 M.EVANS	25.057	23 N.HEIDFELD	17.905	33 S.SARRAZIN	20.570	4	33 S.SARRAZIN	1:03.508	1:03.508	(4)
5	8 N.PROST	25.064	20 M.EVANS	17.946	20 M.EVANS	20.634	5	20 M.EVANS	1:03.637	1:03.637	(5)



FIA Formula E Championship

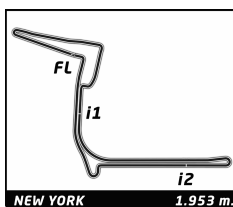
Round 9 - New York City ePrix

Qualifying 1 Group 2

Fastest Lap Sequence

Official Timekeeper 

Practice Time	Driver	Team	Car	Time	Kph	Lap
2:38.246	33 Stéphane SARRAZIN	TECHEETAH	Renault Z.E. 16	1:09.801	100.7	2
3:37.939	8 Nicolas PROST	Renault e.dams	Renault Z.E. 16	1:08.069	103.3	2
3:41.754	33 Stéphane SARRAZIN	TECHEETAH	Renault Z.E. 16	1:03.508	110.7	3
4:41.372	8 Nicolas PROST	Renault e.dams	Renault Z.E. 16	1:03.433	110.8	3
4:57.850	7 Jérôme D'AMBROSIO	Faraday Future Dragon Racing	Penske 701-EV	1:02.881	111.8	3



FIA Formula E Championship

Round 9 - New York City ePrix

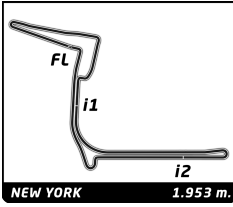
Qualifying 1 Group 2

Analysis

Official Timekeeper TAG Heuer

■ Personal Best
 ■ Session Best
 ■ B Crossing the finish line in pit lane

Lap	C	Time	Sector 1	Sector 2	Sector 3	Kph	Elapsed	Lap	Time	Sector 1	Sector 2	Sector 3	Kph	Elapsed	
7		Jérôme D'AMBROSIO													BEL
		Faraday Future Dragon Racing								Penske 701-EV					
1	B	2:47.955	2:03.922	20.877	23.156	41.9	2:47.955								
2	B	1:07.014	26.146	19.133	21.735	104.9	3:54.969								
3	B	1:02.881	24.799	17.650	20.432	111.8	4:57.850								
8		Nicolas PROST													FRA
		Renault e.dams								Renault Z.E. 16					
1	A	2:29.870	1:45.546	21.180	23.144	46.9	2:29.870								
2	A	1:08.069	27.630	18.552	21.887	103.3	3:37.939								
3	A	1:03.433	25.064	17.888	20.481	110.8	4:41.372								
20		Mitch EVANS													NZL
		Panasonic Jaguar Racing								Jaguar I-Type 1					
1	B	2:05.011	1:13.948	23.464	27.599	56.2	2:05.011								
2	B	1:14.232	32.161	20.688	21.383	94.7	3:19.243								
3	B	1:03.637	25.057	17.946	20.634	110.5	4:22.880								
23		Nick HEIDFELD													DEU
		Mahindra Racing								Mahindra M3Electro					
1	B	4:08.681	3:24.145	21.006	23.530	28.3	4:08.681								
2	B	1:11.268	29.148	18.816	23.304	98.7	5:19.949								
3	B	1:03.193	24.900	17.905	20.388	111.3	6:23.142								
33		Stéphane SARRAZIN													FRA
		TECHEETAH								Renault Z.E. 16					
1	A	1:28.445	45.289	20.057	23.099	79.5	1:28.445								
2	A	1:09.801	27.203	21.269	21.329	100.7	2:38.246								
3	A	1:03.508	25.037	17.901	20.570	110.7	3:41.754								



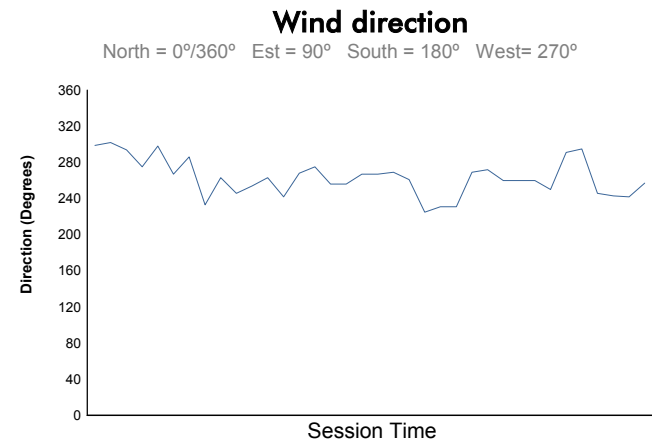
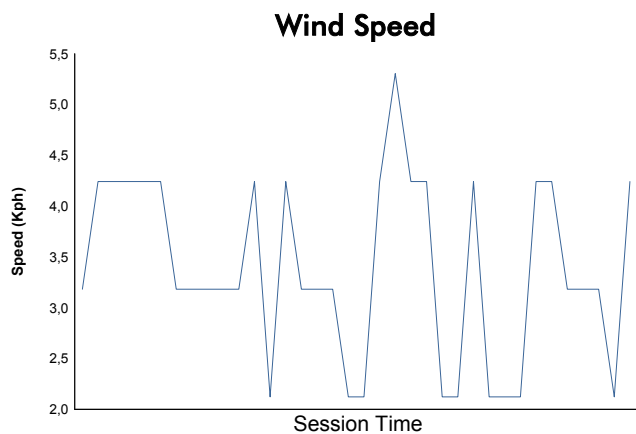
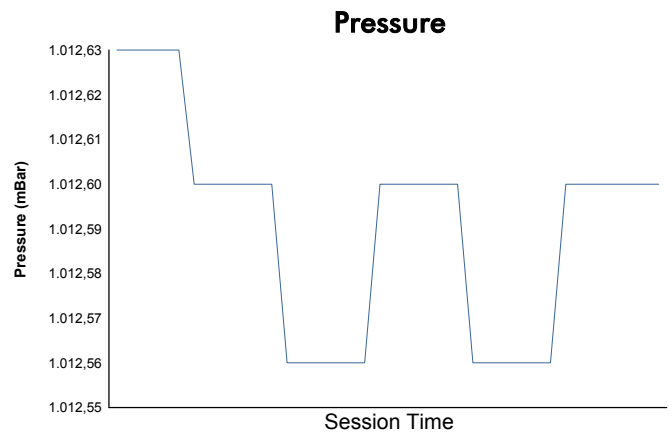
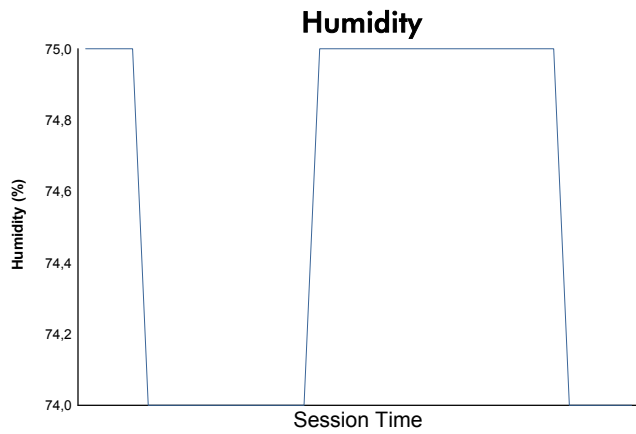
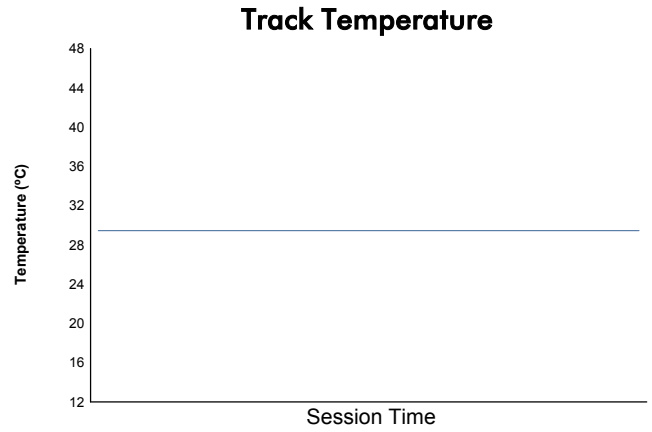
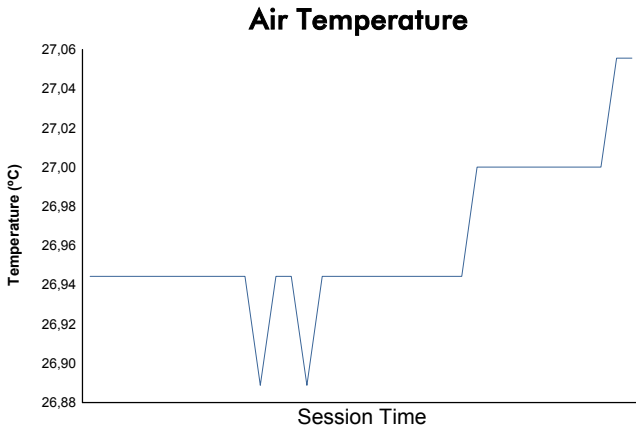
Round 9 - New York City ePrix

FIA Formula E Championship

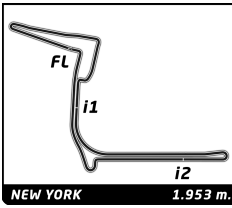
Qualifying 1 Group 2

Weather Report

Official Timekeeper



Track Status: **DRY**



FIA Formula E Championship

Round 9 - New York City ePrix

Qualifying 1 Group 3

Classification

Official Timekeeper TAG Heuer

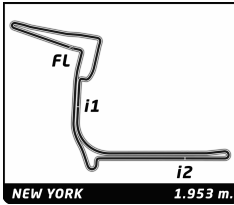
Nr.	Driver	Nat	Team	Car	Time	Lap	Total	Gap	Kph
1	66 Daniel ABT	DEU	ABT Schaeffler Audi Sport	ABT Schaeffler FE02	1:02.888	3	3	-	- 111.8
2	37 Alex LYNN	GBR	DS Virgin Racing	DS Virgin DSV-02	1:03.009	3	3	+0.121	+0.121 111.6
3	3 Nelson PIQUET JR	BRA	NEXTEV NIO	NextEV TCR Formula 002	1:03.361	3	3	+0.473	+0.352 111.0
4	47 Adam CARROLL	GBR	Panasonic Jaguar Racing	Jaguar I-Type 1	1:03.555	3	3	+0.667	+0.194 110.6
5	19 Felix ROSENQVIST	SWE	Mahindra Racing	Mahindra M3Electro	1:04.300	3	3	+1.412	+0.745 109.3

Fastest Lap	Lap 3	Daniel ABT	1:02.888	111.8 Kph
--------------------	-------	------------	-----------------	-----------

Published at:

Track Status: **DRY**

Race Director:	Timekeeper:
-----------------------	--------------------



FIA Formula E Championship

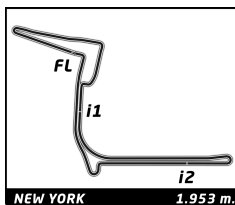
Round 9 - New York City ePrix

Qualifying 1 Group 3

Best Sector Times

Official Timekeeper TAG Heuer

SECTOR 1			SECTOR 2		SECTOR 3		Pos	Driver	Ideal Lap	Best Lap	
Pos	Driver	Time	Driver	Time	Driver	Time					
1	19 F.ROSENQVIST	24.698	37 A.LYNN	17.547	66 D.ABT	20.376	1	66 D.ABT	1:02.888	1:02.888	(1)
2	66 D.ABT	24.743	3 N.PIQUET JR	17.580	19 F.ROSENQVIST	20.513	2	37 A.LYNN	1:03.009	1:03.009	(2)
3	37 A.LYNN	24.936	66 D.ABT	17.769	37 A.LYNN	20.526	3	3 N.PIQUET JR	1:03.361	1:03.361	(3)
4	47 A.CARROLL	24.988	47 A.CARROLL	17.972	47 A.CARROLL	20.595	4	47 A.CARROLL	1:03.555	1:03.555	(4)
5	3 N.PIQUET JR	25.099	19 F.ROSENQVIST	19.089	3 N.PIQUET JR	20.682	5	19 F.ROSENQVIST	1:04.300	1:04.300	(5)



FIA Formula E Championship

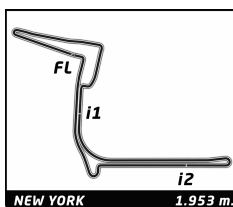
Round 9 - New York City ePrix

Qualifying 1 Group 3

Fastest Lap Sequence

Official Timekeeper 

Practice Time	Driver	Team	Car	Time	Kph	Lap
2:39.037	37 Alex LYNN	DS Virgin Racing	DS Virgin DSV-02	1:07.615	104.0	2
3:05.173	3 Nelson PIQUET JR	NEXTEV NIO	NextEV TCR Formula 002	1:04.822	108.5	2
3:42.046	37 Alex LYNN	DS Virgin Racing	DS Virgin DSV-02	1:03.009	111.6	3
6:37.242	66 Daniel ABT	ABT Schaeffler Audi Sport	ABT Schaeffler FE02	1:02.888	111.8	3



FIA Formula E Championship

Round 9 - New York City ePrix

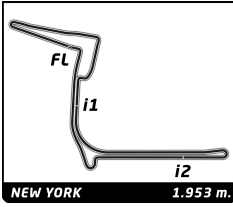
Qualifying 1 Group 3

Analysis

Official Timekeeper TAG Heuer

■ Personal Best
 ■ Session Best
 ■ Crossing the finish line in pit lane

Lap	C	Time	Sector 1	Sector 2	Sector 3	Kph	Elapsed	Lap	Time	Sector 1	Sector 2	Sector 3	Kph	Elapsed
3		Nelson PIQUET JR			BRA									
		NEXTEV NIO			NextEV TCR Formula 002									
1	A	2:00.351	1:18.743	19.352	22.256	58.4	2:00.351							
2	A	1:04.822	25.742	18.052	21.028	108.5	3:05.173							
3	A	1:03.361	25.099	17.580	20.682	111.0	4:08.534							
19		Felix ROSENQVIST			SWE									
		Mahindra Racing			Mahindra M3Electro									
1	B	4:03.284	3:12.407	24.456	26.421	28.9	4:03.284							
2	B	1:23.253	34.578	24.561	24.114	84.5	5:26.537							
3	B	1:04.300	24.698	19.089	20.513	109.3	6:30.837							
37		Alex LYNN			GBR									
		DS Virgin Racing			DS Virgin DSV-02									
1	B	1:31.422	47.701	20.534	23.187	76.9	1:31.422							
2	B	1:07.615	26.659	19.094	21.862	104.0	2:39.037							
3	B	1:03.009	24.936	17.547	20.526	111.6	3:42.046							
47		Adam CARROLL			GBR									
		Panasonic Jaguar Racing			Jaguar I-Type 1									
1	B	1:37.148	51.479	21.225	24.444	72.4	1:37.148							
2	B	1:09.365	28.245	19.630	21.490	101.4	2:46.513							
3	B	1:03.555	24.988	17.972	20.595	110.6	3:50.068							
66		Daniel ABT			DEU									
		ABT Schaeffler Audi Sport			ABT Schaeffler FE02									
1	A	4:12.025	3:22.742	21.773	27.510	27.9	4:12.025							
2	A	1:22.329	27.184	31.115	24.030	85.4	5:34.354							
3	A	1:02.888	24.743	17.769	20.376	111.8	6:37.242							



Round 9 - New York City ePrix

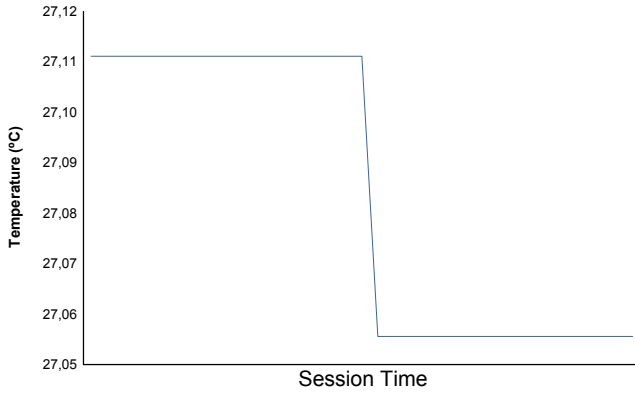
FIA Formula E Championship

Qualifying 1 Group 3

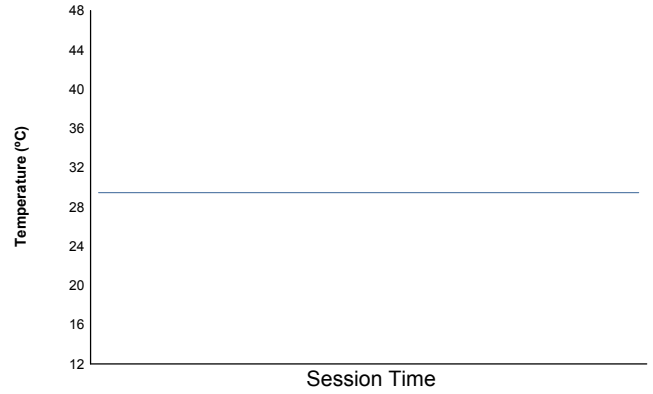
Weather Report

Official Timekeeper

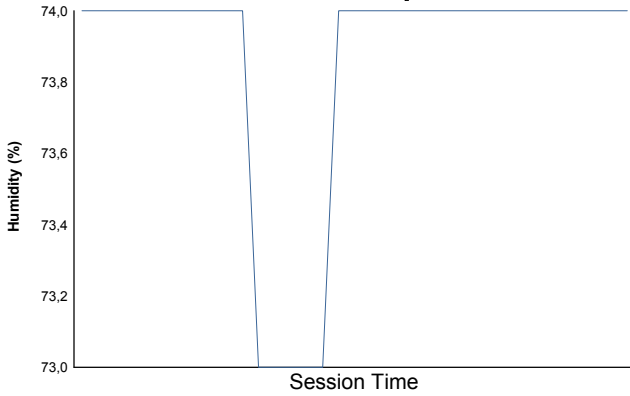
Air Temperature



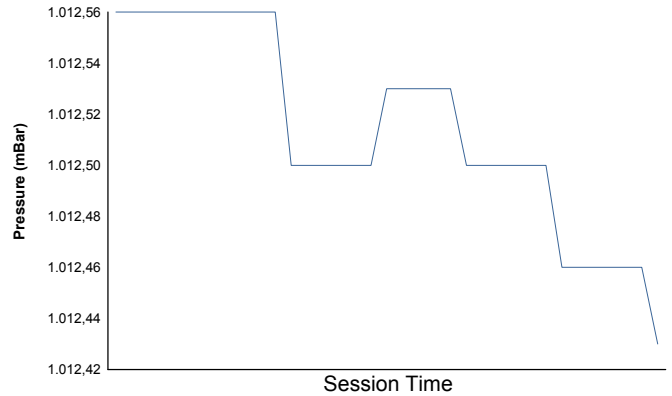
Track Temperature



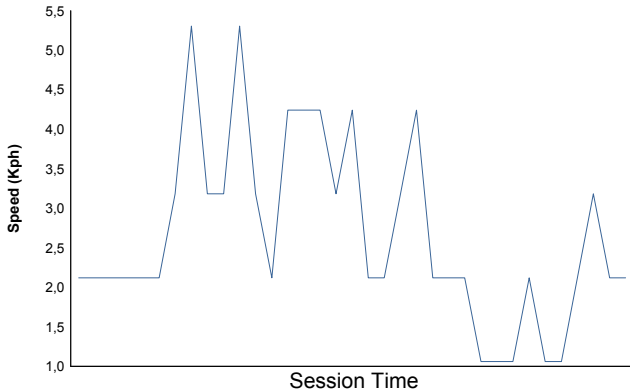
Humidity



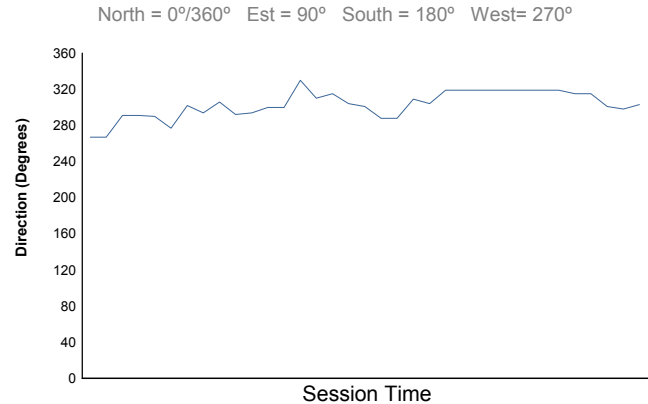
Pressure



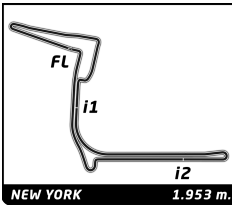
Wind Speed



Wind direction



Track Status: **DRY**



FIA Formula E Championship

Round 9 - New York City ePrix

Qualifying 1 Group 4

Classification

Official Timekeeper TAG Heuer

Nr.	Driver	Nat	Team	Car	Time	Lap	Total	Gap	Kph
1	2 Sam BIRD	GBR	DS Virgin Racing	DS Virgin DSV-02	1:02.806	3	3	-	- 111.9
2	88 Oliver TURVEY	GBR	NEXTEV NIO	NextEV TCR Formula 002	1:03.385	3	3	+0.579	+0.579 110.9
3	11 Lucas DI GRASSI	BRA	ABT Schaeffler Audi Sport	ABT Schaeffler FE02	1:03.480	3	3	+0.674	+0.095 110.8
4	4 Tom DILLMANN	FRA	Venturi Formula E Team	Venturi VM200-FE-02	1:03.795	3	3	+0.989	+0.315 110.2

Max. qual. time: 1:09.086

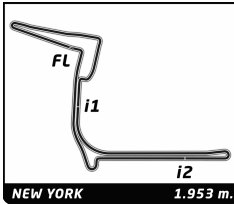
5	Maro ENGEL	DEU	Venturi Formula E Team	Venturi VM200-FE-02	1:17.571	2	2		90.6
---	------------	-----	------------------------	---------------------	-----------------	---	---	--	-------------

Fastest Lap	Lap	Driver	Time	Kph
	Lap 3	Sam BIRD	1:02.806	111.9 Kph

Published at:

Track Status: **DRY**

Race Director:	Timekeeper:
-----------------------	--------------------



FIA Formula E Championship

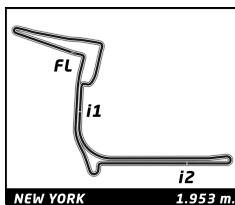
Round 9 - New York City ePrix

Qualifying 1 Group 4

Best Sector Times

Official Timekeeper TAG Heuer

SECTOR 1			SECTOR 2		SECTOR 3		Pos	Driver	Ideal Lap	Best Lap	
Pos	Driver	Time	Driver	Time	Driver	Time					
1	2 S.BIRD	24.789	5 M.ENGEL	17.647	2 S.BIRD	20.299	1	2 S.BIRD	1:02.806	1:02.806	(1)
2	11 L.DI GRASSI	24.972	2 S.BIRD	17.718	88 O.TURVEY	20.521	2	88 O.TURVEY	1:03.385	1:03.385	(2)
3	88 O.TURVEY	25.000	88 O.TURVEY	17.864	4 T.DILLMANN	20.537	3	11 L.DI GRASSI	1:03.480	1:03.480	(3)
4	5 M.ENGEL	25.051	11 L.DI GRASSI	17.871	11 L.DI GRASSI	20.637	4	4 T.DILLMANN	1:03.795	1:03.795	(4)
5	4 T.DILLMANN	25.193	4 T.DILLMANN	18.065	5 M.ENGEL	26.533	5	5 M.ENGEL	1:09.231	1:17.571	(5)



FIA Formula E Championship

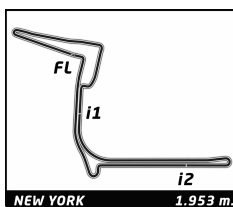
Round 9 - New York City ePrix

Qualifying 1 Group 4

Fastest Lap Sequence

Official Timekeeper 

Practice Time	Driver	Team	Car	Time	Kph	Lap
2:42.250	2 Sam BIRD	DS Virgin Racing	DS Virgin DSV-02	1:15.413	93.2	2
3:14.709	88 Oliver TURVEY	NEXTEV NIO	NextEV TCR Formula 002	1:11.221	98.7	2
3:45.056	2 Sam BIRD	DS Virgin Racing	DS Virgin DSV-02	1:02.806	111.9	3



FIA Formula E Championship

Round 9 - New York City ePrix

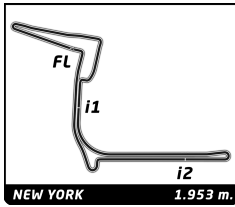
Qualifying 1 Group 4

Analysis

Official Timekeeper TAG Heuer

■ Personal Best
 ■ Session Best
 ■ B Crossing the finish line in pit lane

Lap	C	Time	Sector 1	Sector 2	Sector 3	Kph	Elapsed	Lap	Time	Sector 1	Sector 2	Sector 3	Kph	Elapsed
2		Sam BIRD			GBR									
		DS Virgin Racing			DS Virgin DSV-02									
1	B	1:26.837	40.444	21.908	24.485	81.0	1:26.837							
2	B	1:15.413	29.257	21.960	24.196	93.2	2:42.250							
3	B	1:02.806	24.789	17.718	20.299	111.9	3:45.056							
4		Tom DILLMANN			FRA									
		Venturi Formula E Team			Venturi VM200-FE-02									
1	A	2:49.335	1:57.601	23.372	28.362	41.5	2:49.335							
2	A	1:11.872	25.919	19.885	26.068	97.8	4:01.207							
3	A	1:03.795	25.193	18.065	20.537	110.2	5:05.002							
5		Maro ENGEL			DEU									
		Venturi Formula E Team			Venturi VM200-FE-02									
1	B	2:09.391	1:21.510	20.692	27.189	54.3	2:09.391							
2	B	1:17.571	30.414	20.624	26.533	90.6	3:26.962							
11		Lucas DI GRASSI			BRA									
		ABT Schaeffler Audi Sport			ABT Schaeffler FE02									
1	A	2:54.729	2:06.654	21.913	26.162	40.2	2:54.729							
2	A	1:12.433	28.068	19.167	25.198	97.1	4:07.162							
3	A	1:03.480	24.972	17.871	20.637	110.8	5:10.642							
88		Oliver TURVEY			GBR									
		NEXTEV NIO			NextEV TCR Formula 002									
1	B	2:03.488	1:17.255	21.484	24.749	56.9	2:03.488							
2	B	1:11.221	27.630	20.044	23.547	98.7	3:14.709							
3	B	1:03.385	25.000	17.864	20.521	110.9	4:18.094							



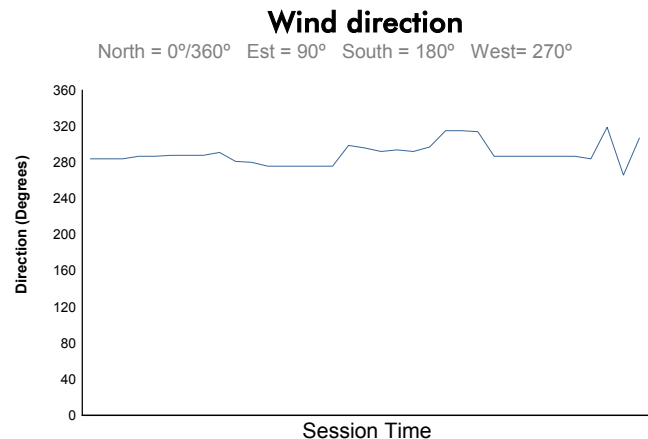
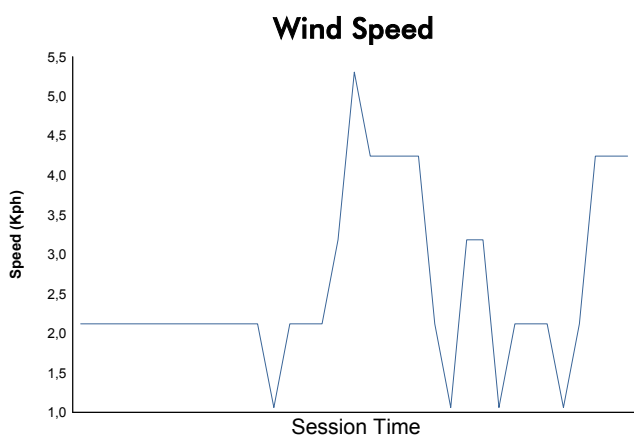
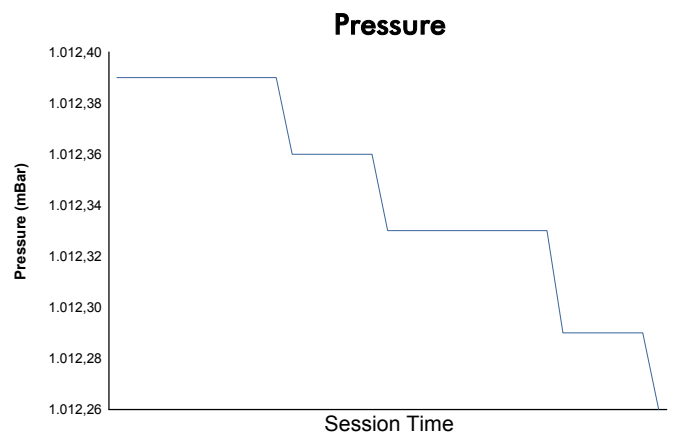
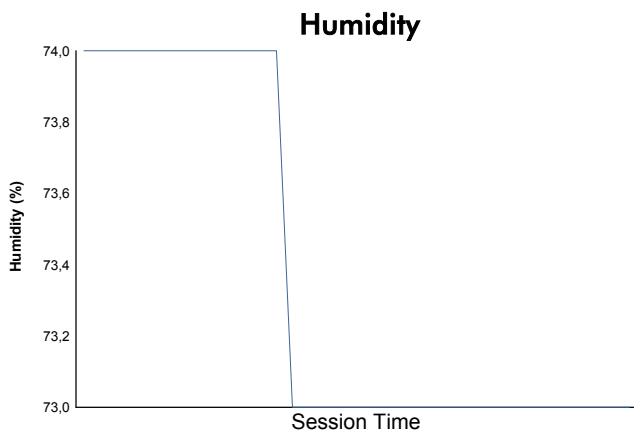
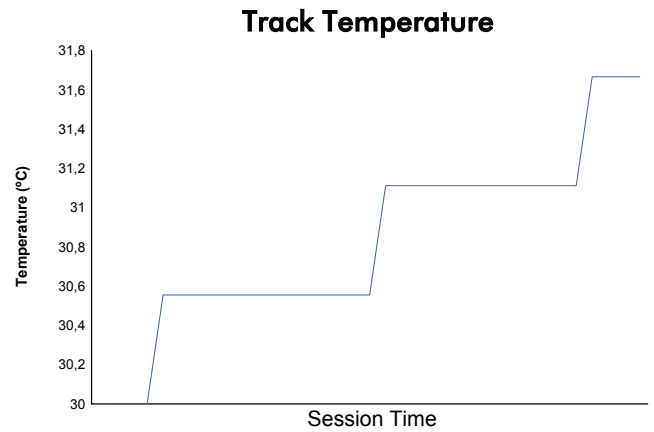
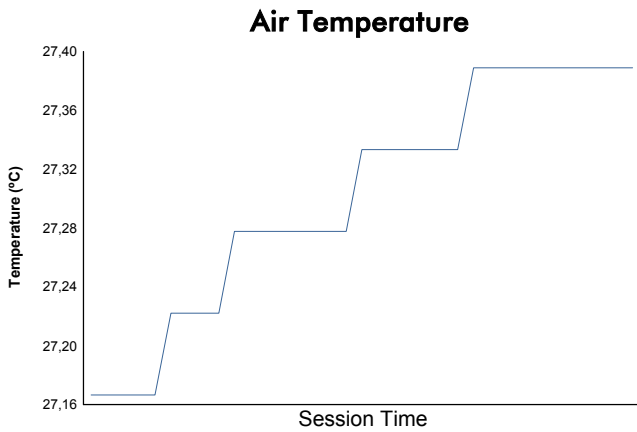
Round 9 - New York City ePrix

FIA Formula E Championship

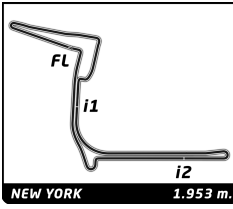
Qualifying 1 Group 4

Weather Report

Official Timekeeper



Track Status: **DRY**



FIA Formula E Championship

Round 9 - New York City ePrix

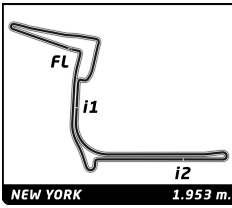
Qualifying 1 Groups

Classification

Official Timekeeper 

Nr.	Driver	NAT Team	Time	Gap	Session
1	2 Sam BIRD	GBR DS Virgin Racing	1:02.806		Qualifying Group 4
2	7 Jérôme D'AMBROSIO	BEL Faraday Future Dragon Racing	1:02.881	0.075	0.075 Qualifying Group 2
3	66 Daniel ABT	DEU ABT Schaeffler Audi Sport	1:02.888	0.082	0.007 Qualifying Group 3
4	37 Alex LYNN	GBR DS Virgin Racing	1:03.009	0.203	0.121 Qualifying Group 3
5	25 Jean-Eric VERGNE	FRA TECHEETAH	1:03.091	0.285	0.082 Qualifying Group 1
6	23 Nick HEIDFELD	DEU Mahindra Racing	1:03.193	0.387	0.102 Qualifying Group 2
7	3 Nelson PIQUET JR	BRA NEXTEV NIO	1:03.361	0.555	0.168 Qualifying Group 3
8	88 Oliver TURVEY	GBR NEXTEV NIO	1:03.385	0.579	0.024 Qualifying Group 4
9	8 Nicolas PROST	FRA Renault e.dams	1:03.433	0.627	0.048 Qualifying Group 2
10	11 Lucas DI GRASSI	BRA ABT Schaeffler Audi Sport	1:03.480	0.674	0.047 Qualifying Group 4
11	33 Stéphane SARRAZIN	FRA TECHEETAH	1:03.508	0.702	0.028 Qualifying Group 2
12	6 Loïc DUVAL	FRA Faraday Future Dragon Racing	1:03.521	0.715	0.013 Qualifying Group 1
13	47 Adam CARROLL	GBR Panasonic Jaguar Racing	1:03.555	0.749	0.034 Qualifying Group 3
14	20 Mitch EVANS	NZL Panasonic Jaguar Racing	1:03.637	0.831	0.082 Qualifying Group 2
15	4 Tom DILLMANN	FRA Venturi Formula E Team	1:03.795	0.989	0.158 Qualifying Group 4
16	27 Robin FRIJNS	NLD Andretti Formula E	1:03.830	1.024	0.035 Qualifying Group 1
17	19 Felix ROSENQVIST	SWE Mahindra Racing	1:04.300	1.494	0.470 Qualifying Group 3
18	28 Antonio Felix DA COSTA	PRT Andretti Formula E	1:04.585	1.779	0.285 Qualifying Group 1
19	9 Pierre GASLY	FRA Renault e.dams	1:04.936	2.130	0.351 Qualifying Group 1
Not classified:					
5	Maro ENGEL	DEU Venturi Formula E Team	1:17.571	14.765	12.635 Qualifying Group 4

Race Director:	Timekeeper:
-----------------------	--------------------



FIA Formula E Championship

Round 9 - New York City ePrix

Super Pole 1

Classification

Official Timekeeper TAGHeuer

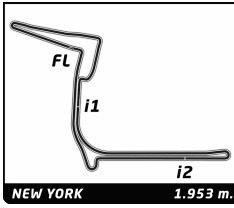
Nr.	Driver	Nat	Team	Car	Time	Lap	Total	Gap	Kph
1	37 Alex LYNN	GBR	DS Virgin Racing	DS Virgin DSV-02	1:03.296	2	2	-	- 111.1
2	66 Daniel ABT	DEU	ABT Schaeffler Audi Sport	ABT Schaeffler FE02	1:03.534	2	2	+0.238	+0.238 110.7
3	25 Jean-Eric VERGNE	FRA	TECHEETAH	Renault Z.E. 16	1:03.537	2	2	+0.241	+0.003 110.7
4	2 Sam BIRD	GBR	DS Virgin Racing	DS Virgin DSV-02	1:03.557	2	2	+0.261	+0.020 110.6
5	7 Jérôme D'AMBROSIO	BEL	Faraday Future Dragon Racing	Penske 701-EV	1:07.203	2	2	+3.907	+3.646 104.6

Fastest Lap	Lap 2	Alex LYNN	1:03.296	111.1 Kph
--------------------	-------	-----------	-----------------	-----------

Published at:

Track Status: **DRY**

Race Director:	Timekeeper:
-----------------------	--------------------



FIA Formula E Championship

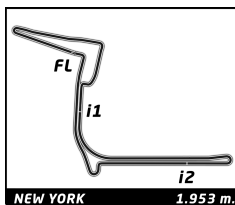
Round 9 - New York City ePrix

Super Pole 1

Best Sector Times

Official Timekeeper TAG Heuer

SECTOR 1			SECTOR 2		SECTOR 3		Pos	Driver	Ideal Lap	Best Lap	
Pos	Driver	Time	Driver	Time	Driver	Time					
1	66 D.ABT	25.013	37 A.LYNN	17.702	37 A.LYNN	20.415	1	37 A.LYNN	1:03.296	1:03.296	(1)
2	37 A.LYNN	25.179	25 J.VERGNE	17.844	2 S.BIRD	20.423	2	66 D.ABT	1:03.534	1:03.534	(2)
3	25 J.VERGNE	25.206	2 S.BIRD	17.844	25 J.VERGNE	20.487	3	25 J.VERGNE	1:03.537	1:03.537	(3)
4	2 S.BIRD	25.290	66 D.ABT	17.899	66 D.ABT	20.622	4	2 S.BIRD	1:03.557	1:03.557	(4)
5	7 J.D'AMBROSIO	27.736	7 J.D'AMBROSIO	18.364	7 J.D'AMBROSIO	21.103	5	7 J.D'AMBROSIO	1:07.203	1:07.203	(5)



FIA Formula E Championship

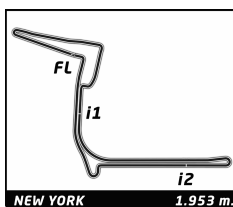
Round 9 - New York City ePrix

Super Pole 1

Fastest Lap Sequence

Official Timekeeper 

Practice Time	Driver	Team	Car	Time	Kph	Lap
2:29.702	25 Jean-Eric VERGNE	TECHEETAH	Renault Z.E. 16	1:03.537	110.7	2
4:35.870	37 Alex LYNN	DS Virgin Racing	DS Virgin DSV-02	1:03.296	111.1	2



FIA Formula E Championship

Round 9 - New York City ePrix

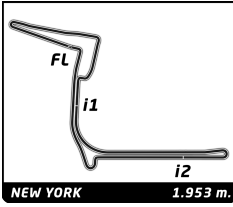
Super Pole 1

Analysis

Official Timekeeper TAG Heuer

■ Personal Best
 ■ Session Best
 ■ B Crossing the finish line in pit lane

Lap	C	Time	Sector 1	Sector 2	Sector 3	Kph	Elapsed	Lap	Time	Sector 1	Sector 2	Sector 3	Kph	Elapsed
2		Sam BIRD			GBR					DS Virgin Racing			DS Virgin DSV-02	
1	B	9:53.352	9:06.337	21.404	25.611	11.8	9:53.352							
2	B	1:03.557	25.290	17.844	20.423	110.6	10:56.909							
7		Jérôme D'AMBROSIO			BEL					Faraday Future Dragon Racing			Penske 701-EV	
1	B	7:38.023	6:56.101	19.555	22.367	15.4	7:38.023							
2	B	1:07.203	27.736	18.364	21.103	104.6	8:45.226							
25		Jean-Eric VERGNE			FRA					TECHEETAH			Renault Z.E. 16	
1	B	1:26.165	40.382	21.672	24.111	81.6	1:26.165							
2	B	1:03.537	25.206	17.844	20.487	110.7	2:29.702							
37		Alex LYNN			GBR					DS Virgin Racing			DS Virgin DSV-02	
1	B	3:32.574	2:47.539	21.553	23.482	33.1	3:32.574							
2	B	1:03.296	25.179	17.702	20.415	111.1	4:35.870							
66		Daniel ABT			DEU					ABT Schaeffler Audi Sport			ABT Schaeffler FE02	
1	A	5:36.470	4:53.191	20.263	23.016	20.9	5:36.470							
2	A	1:03.534	25.013	17.899	20.622	110.7	6:40.004							



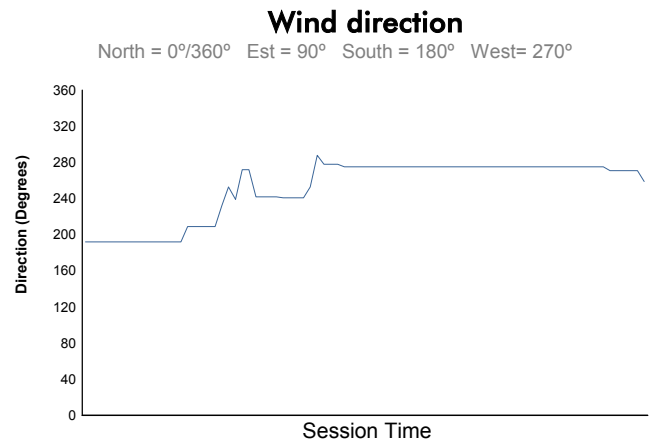
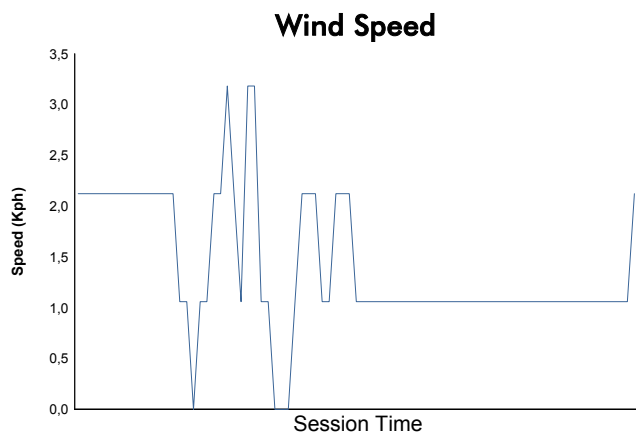
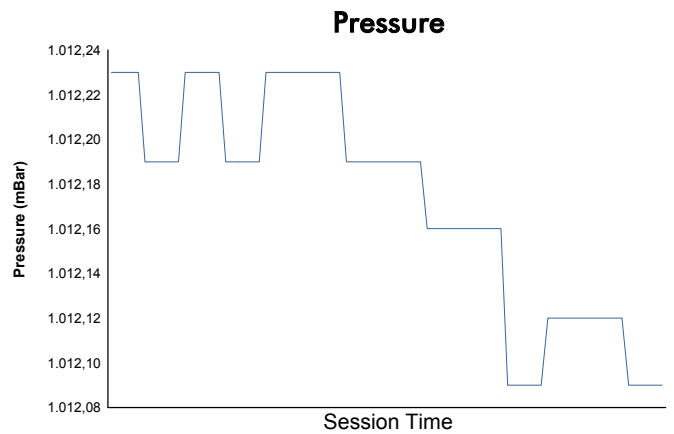
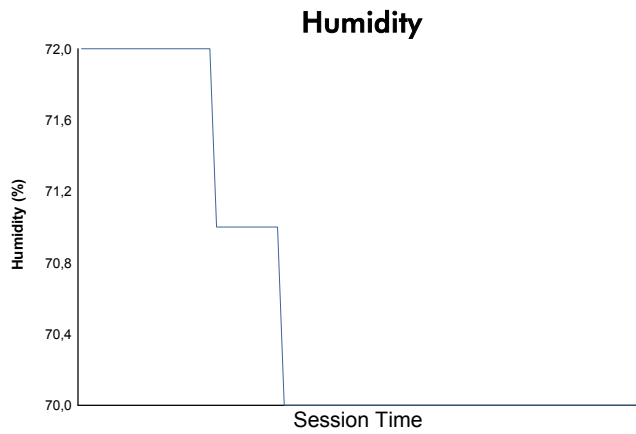
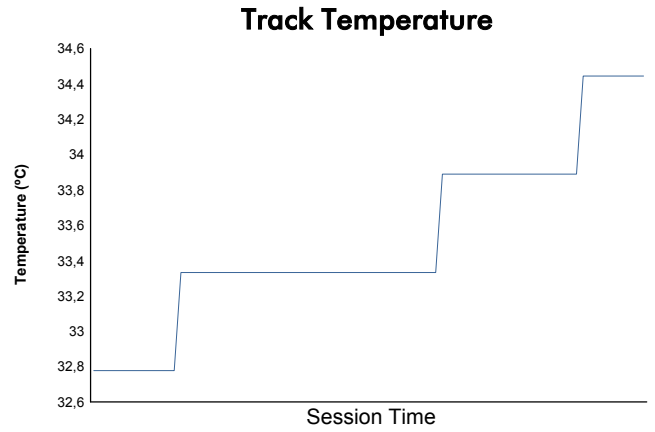
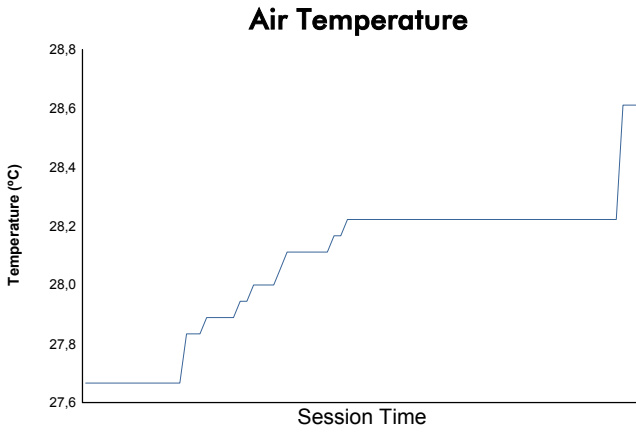
Round 9 - New York City ePrix

FIA Formula E Championship

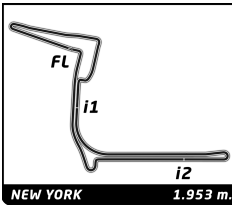
Super Pole 1

Weather Report

Official Timekeeper



Track Status: **DRY**



FIA Formula E Championship

Round 9 - New York City ePrix

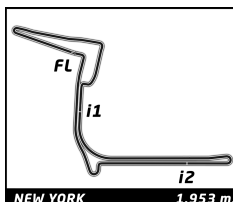
Qualifying 1

Final Classification

Official Timekeeper 

Nr.	Driver	Nat	Team	Groups	Super Pole	Time	Gap
1	37 Alex LYNN	GBR	DS Virgin Racing	1:03.009	1:03.296	1:03.296	
2	66 Daniel ABT	DEU	ABT Schaeffler Audi Sport	1:02.888	1:03.534	1:03.534	0.238 0.238
3	25 Jean-Eric VERGNE	FRA	TECHEETAH	1:03.091	1:03.537	1:03.537	0.241 0.003
4	2 Sam BIRD	GBR	DS Virgin Racing	1:02.806	1:03.557	1:03.557	0.261 0.020
5	7 Jérôme D'AMBROSIO	BEL	Faraday Future Dragon Racing	1:02.881	1:07.203	1:07.203	3.907 3.646
<hr/>							
6	23 Nick HEIDFELD	DEU	Mahindra Racing	1:03.193		1:03.193	
7	3 Nelson PIQUET JR	BRA	NEXTEV NIO	1:03.361		1:03.361	0.168 0.168
8	88 Oliver TURVEY	GBR	NEXTEV NIO	1:03.385		1:03.385	0.192 0.024
9	8 Nicolas PROST	FRA	Renault e.dams	1:03.433		1:03.433	0.240 0.048
10	11 Lucas DI GRASSI	BRA	ABT Schaeffler Audi Sport	1:03.480		1:03.480	0.287 0.047
11	33 Stéphane SARRAZIN	FRA	TECHEETAH	1:03.508		1:03.508	0.315 0.028
12	6 Loïc DUVAL	FRA	Faraday Future Dragon Racing	1:03.521		1:03.521	0.328 0.013
13	47 Adam CARROLL	GBR	Panasonic Jaguar Racing	1:03.555		1:03.555	0.362 0.034
14	20 Mitch EVANS	NZL	Panasonic Jaguar Racing	1:03.637		1:03.637	0.444 0.082
15	4 Tom DILLMANN	FRA	Venturi Formula E Team	1:03.795		1:03.795	0.602 0.158
16	27 Robin FRIJNS	NLD	Andretti Formula E	1:03.830		1:03.830	0.637 0.035
17	19 Felix ROSENQVIST	SWE	Mahindra Racing	1:04.300		1:04.300	1.107 0.470
18	28 Antonio Felix DA COSTA	PRT	Andretti Formula E	1:04.585		1:04.585	1.392 0.285
19	9 Pierre GASLY	FRA	Renault e.dams	1:04.936		1:04.936	1.743 0.351
<hr/>							
Not classified:							
5	Maro ENGEL	DEU	Venturi Formula E Team	1:17.571		1:17.571	14.378 12.635

Stewards:	Timekeeper:
-----------	-------------



FIA Formula E Championship

Round 9 - New York City ePrix

Race 1 (43 laps, 84,0 km.)

Starting Grid

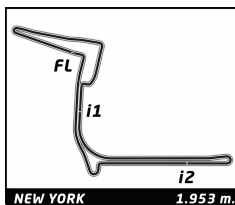
Official Timekeeper TAG Heuer

1:17.571 Maro ENGEL Venturi Formula E Team 5					
	- 10 -	9	Renault e.dams		1:04.936 Pierre GASLY
1:04.585 Antonio Felix DA COSTA Andretti Formula E 28					
	- 9 -	19	Mahindra Racing		1:04.300 Felix ROSENQVIST
1:03.830 Robin FRIJNS Andretti Formula E 27					
	- 8 -	4	Venturi Formula E Team		1:03.795 Tom DILLMANN
1:03.637 Mitch EVANS Panasonic Jaguar Racing 20					
	- 7 -	47	Panasonic Jaguar Racing		1:03.555 Adam CARROLL
1:03.521 Loïc DUVAL Faraday Future Dragon Racing 6					
	- 6 -	33	TECHEETAH		1:03.508 Stéphane SARRAZIN
1:03.480 Lucas DI GRASSI ABT Schaeffler Audi Sport 11					
	- 5 -	8	Renault e.dams		1:03.433 Nicolas PROST
1:03.385 Oliver TURVEY NEXTEV NIO 88					
	- 4 -	3	NEXTEV NIO		1:03.361 Nelson PIQUET JR
1:03.193 Nick HEIDFELD Mahindra Racing 23					
	- 3 -	7	Faraday Future Dragon Racing		1:07.203 Jérôme D'AMBROSIO
1:03.557 Sam BIRD DS Virgin Racing 2					
	- 2 -	25	TECHEETAH		1:03.537 Jean-Eric VERGNE
1:03.534 Daniel ABT ABT Schaeffler Audi Sport 66					
	- 1 -	37	DS Virgin Racing		1:03.296 Alex LYNN



Car 5 - Permission to start from the back of the grid - Stewards' Document No. 22

Stewards:	Timekeeper:
-----------	-------------



FIA Formula E Championship

Round 9 - New York City ePrix

Race 1 (43 laps, 84,0 km.)

Final Classification

Official Timekeeper TAG Heuer

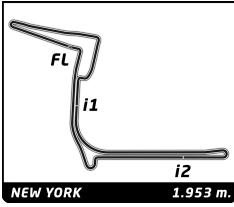
Drivers	Nat	Team	Vehicle	Laps	Total Time	Gap	Kph	Best Lap	
								Lap	Time Kph
1 (25) 2 Sam BIRD	GBR	DS Virgin Racing	DS Virgin DSV-02	43	52:29.275	-	96.0	43	1:04.463 109.1
2 (18) 25 Jean-Eric VERGNE	FRA	TECHEETAH	Renault Z.E. 16	43	52:30.629	+1.354	96.0	43	1:04.822 108.5
3 (15) 33 Stéphane SARRAZIN	FRA	TECHEETAH	Renault Z.E. 16	43	52:33.667	+4.392	95.9	33	1:05.132 107.9
4 (12) 11 Lucas DI GRASSI	BRA	ABT Schaeffler Audi Sport	ABT Schaeffler FE02	43	52:35.430	+6.155	95.8	34	1:04.658 108.7
5 (10) 6 Loic DUVAL	FRA	Faraday Future Dragon Racing	Penske 701-EV	43	52:37.703	+8.428	95.7	10	1:05.528 107.3
6 (8) 88 Oliver TURVEY	GBR	NEXTEV NIO	NextEV TCR Formula 002	43	52:38.227	+8.952	95.7	27	1:05.677 107.1
7 (6) 9 Pierre GASLY	FRA	Renault e.dams	Renault Z.E. 16	43	52:38.596	+9.321	95.7	28	1:04.960 108.2
8 (4) 8 Nicolas PROST	FRA	Renault e.dams	Renault Z.E. 16	43	52:39.311	+10.036	95.7	27	1:04.992 108.2
9 (2) 27 Robin FRIJNS	NLD	Andretti Formula E	Andretti ATEC-02	43	52:40.294	+11.019	95.7	28	1:05.210 107.8
10 (1) 47 Adam CARROLL	GBR	Panasonic Jaguar Racing	Jaguar I-Type 1	43	52:41.348	+12.073	95.6	14	1:05.271 107.7
11 3 Nelson PIQUET JR	BRA	NEXTEV NIO	NextEV TCR Formula 002	43	52:42.252	+12.977	95.6	34	1:05.409 107.5
12 28 Antonio Felix DA COSTA	PRT	Andretti Formula E	Andretti ATEC-02	43	52:42.616	+13.341	95.6	14	1:05.356 107.6
13 4 Tom DILLMANN	FRA	Venturi Formula E Team	Venturi VM200-FE-02	43	52:45.612	+16.337	95.5	32	1:05.266 107.7
14 66 Daniel ABT	DEU	ABT Schaeffler Audi Sport	ABT Schaeffler FE02	42	51:27.073	1 Lap	95.7	29	1:04.895 108.3
15 19 Felix ROSENQVIST	SWE	Mahindra Racing	Mahindra M3Electro	42	52:56.477	1 Lap	93.0	42	1:04.557 108.9
Not classified:									
23 Nick HEIDFELD	DEU	Mahindra Racing	Mahindra M3Electro	35	40:07.941			34	1:04.811 108.5
(1) 5 Maro ENGEL	DEU	Venturi Formula E Team	Venturi VM200-FE-02	30	53:13.361			21	1:03.883 110.1
(3) 37 Alex LYNN	GBR	DS Virgin Racing	DS Virgin DSV-02	23	27:00.912			12	1:05.573 107.2
7 Jérôme D'AMBROSIO	BEL	Faraday Future Dragon Racing	Penske 701-EV	22	52:05.775			12	1:04.001 109.9
20 Mitch EVANS	NZL	Panasonic Jaguar Racing	Jaguar I-Type 1	18	53:24.660			4	1:04.681 108.7

Pole Position	A. LYNN	1:03.296	111.1 Kph
Fastest Lap	Lap 21 Maro ENGEL	1:03.883	110.1 Kph

Published at:

Track Status: **DRY**

Stewards:	Timekeeper:
------------------	--------------------



FIA Formula E Championship

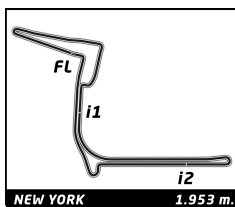
Round 9 - New York City ePrix

Race 1

Lap Chart

Official Timekeeper TAG Heuer

Nr	Pos	Grid	LAP																																
			1	2	3	4	5	6	7	8	9	10	11	12	13	14	15	16	17	18	19	20	21	22	23	24	25	26	27	28	29	30	31	32	
37	1	37	66	66	66	66	66	66	66	66	66	66	66	66	66	66	66	66	66	66	66	66	66	66	66	66	66	66	66	66	66	66	66	66	66
66	2	66	37	37	37	37	37	37	37	37	37	37	37	37	37	37	37	37	37	37	37	37	37	37	37	37	37	37	37	37	37	37	37	37	37
25	3	25	2	2	2	2	2	2	2	2	2	2	2	2	2	2	2	2	2	2	2	2	2	2	2	2	2	2	2	2	2	2	2	2	
2	4	2	25	25	25	25	25	25	25	25	25	25	25	25	25	25	25	25	25	25	25	25	25	25	25	25	25	25	25	25	25	25	25	25	
7	5	7	23	23	23	23	23	23	23	23	23	23	23	23	23	23	23	23	23	23	23	23	23	23	23	23	23	23	23	23	23	23	23	23	
23	6	23	7	7	88	88	88	88	88	88	88	88	88	88	88	88	88	88	88	88	88	88	88	88	88	88	88	88	88	88	88	88	88	88	
3	7	3	88	88	33	33	33	33	33	33	33	33	33	33	33	33	33	33	33	33	33	33	33	33	33	33	33	33	33	33	33	33	33	33	
88	8	88	33	33	7	3	3	3	3	3	3	3	3	3	3	3	3	3	3	3	3	3	3	3	3	3	3	3	3	3	3	3	3	3	
8	9	8	3	3	3	7	11	11	11	11	11	11	11	11	11	11	11	11	11	11	11	11	11	11	11	11	11	11	11	11	11	11	11	11	
11	10	11	11	11	11	7	7	7	7	7	7	7	7	7	7	7	7	7	7	7	7	7	7	7	7	7	7	7	7	7	7	7	7	7	
33	11	33	19	19	19	19	19	19	19	6	6	6	6	6	6	6	6	6	6	6	6	6	6	6	6	6	6	6	6	6	6	6	6	6	
6	12	6	6	6	6	6	6	6	6	6	6	6	6	6	6	6	6	6	6	6	6	6	6	6	6	6	6	6	6	6	6	6	6	6	
47	13	47	47	47	47	47	47	47	47	28	28	28	28	28	28	28	28	28	28	28	28	28	28	28	28	28	28	28	28	28	28	28	28	28	
20	14	20	28	28	28	28	28	28	28	27	27	27	27	27	27	27	27	27	27	27	27	27	27	27	27	27	27	27	27	27	27	27	27	27	
4	15	4	4	27	27	27	27	27	27	4	4	4	4	4	4	4	4	4	4	4	4	4	4	4	4	4	4	4	4	4	4	4	4	4	
27	16	27	27	4	4	4	4	4	4	4	4	4	4	4	4	4	4	4	4	4	4	4	4	4	4	4	4	4	4	4	4	4	4	4	
19	17	19	9	9	9	9	9	9	9	5	5	5	5	5	5	5	5	5	5	5	5	5	5	5	5	5	5	5	5	5	5	5	5	5	
28	18	28	5	5	5	5	8	8	8	8	8	8	8	8	8	8	8	8	8	8	8	8	8	8	8	8	8	8	8	8	8	8	8	8	
9	19	9	8	8	8	8	9	9	9	7	7	7	7	7	7	7	7	7	7	7	7	7	7	7	7	7	7	7	7	7	7	7	7	7	
5	20	5	20	20	20	20	20	20	20	20	20	20	20	20	20	20	20	20	20	20	20	20	20	20	20	20	20	20	20	20	20	20	20	20	



FIA Formula E Championship

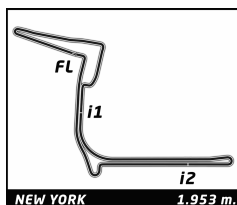
Round 9 - New York City ePrix

Race 1

Lap Chart

Official Timekeeper TAG Heuer

		LAP												
Nr	Pos	33	34	35	36	37	38	39	40	41	42	43		
37	1	2	2	2	2	2	2	2	2	2	2	2	2	2
66	2	25	25	25	25	25	25	25	25	25	25	25	25	25
25	3	66	66	66	66	66	66	66	66	66	66	66	66	33
2	4	33	33	33	33	33	33	33	33	33	33	33	11	
7	5	11	11	11	11	11	11	11	11	11	11	11	6	
23	6	23	23	23	6	6	6	6	6	6	6	6	88	
3	7	19	6	6	88	88	88	88	88	88	88	88	9	
88	8	6	88	88	9	9	9	9	9	9	9	9	8	
8	9	88	9	9	4	4	4	4	4	4	4	4	27	
11	10	4	4	4	8	8	8	8	8	8	8	8	47	
33	11	9	8	8	27	27	27	27	27	27	27	27	3	
6	12	8	27	27	47	47	47	47	47	47	47	47	28	
47	13	47	47	47	3	3	3	3	3	3	3	3	4	
20	14	27	3	3	28	28	28	28	28	28	28	28	28	
4	15	3	28	28	19	19	19	19	19	19	19	19		
27	16	28	19	19										
19	17													
28	18													
9	19													
5	20													



FIA Formula E Championship

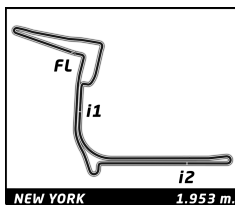
Round 9 - New York City ePrix

Race 1

Best Sector Times

Official Timekeeper TAG Heuer

SECTOR 1			SECTOR 2		SECTOR 3					
Pos	Driver	Time	Driver	Time	Driver	Time	Pos	Driver	Ideal Lap	Best Lap
1	7 J.D'AMBROSIO	25.060	5 M.ENGEL	17.819	7 J.D'AMBROSIO	20.721	1	7 J.D'AMBROSIO	1:03.745	1:04.001 (2)
2	5 M.ENGEL	25.167	11 L.DI GRASSI	17.954	5 M.ENGEL	20.808	2	5 M.ENGEL	1:03.794	1:03.883 (1)
3	20 M.EVANS	25.309	23 N.HEIDFELD	17.957	20 M.EVANS	20.900	3	20 M.EVANS	1:04.204	1:04.681 (6)
4	25 J.VERGNE	25.342	7 J.D'AMBROSIO	17.964	2 S.BIRD	20.942	4	25 J.VERGNE	1:04.395	1:04.822 (8)
5	2 S.BIRD	25.407	20 M.EVANS	17.995	25 J.VERGNE	20.956	5	2 S.BIRD	1:04.463	1:04.463 (3)
6	19 F.ROSENQVIST	25.449	9 P.GASLY	18.036	23 N.HEIDFELD	20.991	6	19 F.ROSENQVIST	1:04.543	1:04.557 (4)
7	4 T.DILLMANN	25.509	19 F.ROSENQVIST	18.071	19 F.ROSENQVIST	21.023	7	23 N.HEIDFELD	1:04.590	1:04.811 (7)
8	11 L.DI GRASSI	25.511	8 N.PROST	18.077	27 R.FRIJNS	21.073	8	11 L.DI GRASSI	1:04.612	1:04.658 (5)
9	9 P.GASLY	25.518	25 J.VERGNE	18.097	28 A.DA COSTA	21.105	9	9 P.GASLY	1:04.785	1:04.960 (10)
10	66 D.ABT	25.529	66 D.ABT	18.106	33 S.SARRAZIN	21.120	10	66 D.ABT	1:04.786	1:04.895 (9)
11	33 S.SARRAZIN	25.547	2 S.BIRD	18.114	8 N.PROST	21.125	11	8 N.PROST	1:04.798	1:04.992 (11)
12	27 R.FRIJNS	25.578	33 S.SARRAZIN	18.157	11 L.DI GRASSI	21.147	12	33 S.SARRAZIN	1:04.824	1:05.132 (12)
13	8 N.PROST	25.596	6 L.DUVAL	18.164	66 D.ABT	21.151	13	27 R.FRIJNS	1:04.911	1:05.210 (13)
14	23 N.HEIDFELD	25.642	3 N.PIQUET JR	18.173	4 T.DILLMANN	21.167	14	4 T.DILLMANN	1:04.918	1:05.266 (14)
15	28 A.DA COSTA	25.717	47 A.CARROLL	18.229	3 N.PIQUET JR	21.201	15	28 A.DA COSTA	1:05.124	1:05.356 (16)
16	6 L.DUVAL	25.754	4 T.DILLMANN	18.242	37 A.LYNN	21.203	16	3 N.PIQUET JR	1:05.161	1:05.409 (17)
17	47 A.CARROLL	25.766	27 R.FRIJNS	18.260	47 A.CARROLL	21.218	17	47 A.CARROLL	1:05.213	1:05.271 (15)
18	3 N.PIQUET JR	25.787	88 O.TURVEY	18.286	9 P.GASLY	21.231	18	6 L.DUVAL	1:05.217	1:05.528 (18)
19	88 O.TURVEY	25.822	28 A.DA COSTA	18.302	88 O.TURVEY	21.266	19	88 O.TURVEY	1:05.374	1:05.677 (20)
20	37 A.LYNN	25.861	37 A.LYNN	18.330	6 L.DUVAL	21.299	20	37 A.LYNN	1:05.394	1:05.573 (19)



FIA Formula E Championship

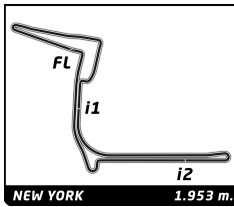
Round 9 - New York City ePrix

Race 1

Fastest Lap Sequence

Official Timekeeper 

Practice Time	Driver	Team	Car	Time	Kph	Lap
2:52.399	66 Daniel ABT	ABT Schaeffler Audi Sport	ABT Schaeffler FE02	1:07.037	104.9	2
3:00.640	19 Felix ROSENQVIST	Mahindra Racing	Mahindra M3Electro	1:06.773	105.3	2
3:59.916	37 Alex LYNN	DS Virgin Racing	DS Virgin DSV-02	1:06.725	105.4	3
4:01.641	23 Nick HEIDFELD	Mahindra Racing	Mahindra M3Electro	1:06.712	105.4	3
4:09.570	28 Antonio Felix DA COSTA	Andretti Formula E	Andretti ATEC-02	1:06.616	105.5	3
4:10.475	27 Robin FRIJNS	Andretti Formula E	Andretti ATEC-02	1:06.481	105.8	3
5:11.640	88 Oliver TURVEY	NEXTEV NIO	NextEV TCR Formula 002	1:06.179	106.2	4
5:12.092	33 Stéphane SARRAZIN	TECHEETAH	Renault Z.E. 16	1:06.123	106.3	4
7:19.216	37 Alex LYNN	DS Virgin Racing	DS Virgin DSV-02	1:06.009	106.5	6
7:19.618	2 Sam BIRD	DS Virgin Racing	DS Virgin DSV-02	1:05.966	106.6	6
7:20.285	25 Jean-Eric VERGNE	TECHEETAH	Renault Z.E. 16	1:05.855	106.8	6
8:35.767	7 Jérôme D'AMBROSIO	Faraday Future Dragon Racing	Penske 701-EV	1:05.733	107.0	7
10:47.822	19 Felix ROSENQVIST	Mahindra Racing	Mahindra M3Electro	1:05.497	107.3	9
13:51.259	20 Mitch EVANS	Panasonic Jaguar Racing	Jaguar I-Type 1	1:04.681	108.7	4
24:35.062	5 Maro ENGEL	Venturi Formula E Team	Venturi VM200-FE-02	1:04.087	109.7	20
25:38.945	5 Maro ENGEL	Venturi Formula E Team	Venturi VM200-FE-02	1:03.883	110.1	21



FIA Formula E Championship

Round 9 - New York City ePrix

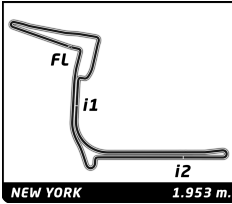
Race 1

Analysis by lap

Official Timekeeper TAG Heuer

Lapped

Nr	Lap Time	Gap	Nr	Lap Time	Gap	Nr	Lap Time	Gap	Nr	Lap Time	Gap	Nr	Lap Time	Gap
Lap 1			47	1:06.947	9.939	88	1:06.344	5.797	Lap 9			28	1:05.801	11.348
66	1:45.362		28	1:06.616	10.300	33	1:06.404	6.281				27	1:05.658	11.940
37	1:45.860	0.498	27	1:06.481	11.205	3	1:06.120	8.981	66	1:06.456		5	1:06.202	15.233
2	1:46.314	0.952	4	1:06.827	12.572	11	1:06.298	9.927	2	1:06.148	0.608	4	1:07.511	16.074
25	1:46.856	1.494	9	1:06.782	13.198	7	1:06.762	11.324	37	1:06.901	1.029	8	1:06.952	16.462
23	1:47.693	2.331	5	1:06.757	13.757	19	1:06.672	11.742	23	1:06.738	2.557	9	1:06.436	16.884
7	1:49.804	4.442	8	1:06.799	14.146	6	1:06.798	12.334	25	1:07.916	3.198	20	1:04.681	7 Laps
88	1:50.385	5.023	Lap 4			47	1:06.616	12.870	88	1:06.622	6.053	Lap 12		
33	1:50.940	5.578	66	1:06.737		28	1:06.936	13.670	33	1:06.458	6.356	66	1:05.825	
3	1:52.535	7.173	37	1:06.720	0.629	27	1:06.634	14.219	3	1:05.924	8.290	2	1:05.812	0.365
11	1:53.104	7.742	2	1:06.638	0.935	4	1:06.630	15.276	11	1:05.917	9.372	37	1:05.573	1.028
19	1:53.867	8.505	25	1:06.873	1.705	5	1:05.986	15.800	19	1:05.497	10.204	23	1:05.372	1.777
6	1:54.241	8.879	23	1:06.845	2.479	8	1:06.204	16.429	6	1:05.751	11.296	25	1:05.788	2.706
47	1:54.669	9.307	88	1:06.179	5.633	9	1:06.994	17.854	47	1:05.758	11.842	88	1:06.328	6.664
28	1:55.390	10.028	33	1:06.123	6.085	Lap 7			28	1:05.588	12.672	33	1:06.298	7.073
4	1:55.961	10.599	3	1:07.156	8.288	66	1:06.220		27	1:05.686	13.360	11	1:05.834	8.539
27	1:56.493	11.131	7	1:08.129	8.856	37	1:06.244	0.530	4	1:05.657	14.611	19	1:06.442	9.712
9	1:57.249	11.887	11	1:07.712	9.232	2	1:06.278	0.966	5	1:05.971	15.507	3	1:08.085	10.102
5	1:57.660	12.298	19	1:07.723	9.662	25	1:06.349	1.704	8	1:05.977	16.003	6	1:06.237	10.326
8	1:59.730	14.368	6	1:07.569	10.138	23	1:06.114	2.448	9	1:05.698	17.016	47	1:05.998	10.866
Lap 2			47	1:07.464	10.666	88	1:06.328	5.905	20	1:26.678	7 Laps	28	1:05.984	11.507
66	1:07.037		28	1:07.805	11.368	3	1:06.410	6.471	Lap 10			27	1:06.089	12.204
37	1:07.331	0.792	27	1:07.515	11.983	3	1:05.922	8.683	66	1:06.362		5	1:05.642	15.050
2	1:07.231	1.146	4	1:06.948	12.783	11	1:06.089	9.796	2	1:06.125	0.371	4	1:06.139	16.388
25	1:07.171	1.628	9	1:06.802	13.263	7	1:05.733	10.837	37	1:06.407	1.074	8	1:06.275	16.912
23	1:07.236	2.530	5	1:06.759	13.779	19	1:05.868	11.390	23	1:05.735	1.930	9	1:06.469	17.528
7	1:07.960	5.365	8	1:06.791	14.200	6	1:06.175	12.289	25	1:06.059	2.895	20	1:04.710	7 Laps
88	1:07.754	5.740	Lap 5			47	1:06.154	12.804	88	1:06.603	6.294	Lap 13		
33	1:07.546	6.087	66	1:06.340		28	1:06.292	13.742	33	1:06.715	6.709	66	1:06.149	
3	1:07.162	7.298	37	1:06.571	0.860	27	1:06.370	14.369	3	1:06.272	8.200	2	1:06.246	0.462
11	1:07.088	7.793	2	1:06.710	1.305	4	1:06.448	15.504	11	1:06.019	9.029	37	1:06.226	1.105
19	1:06.773	8.241	25	1:06.718	2.083	5	1:06.474	16.054	19	1:05.732	9.574	23	1:06.152	1.780
6	1:07.349	9.191	23	1:06.864	3.003	8	1:06.465	16.674	6	1:05.528	10.462	25	1:05.807	2.364
47	1:07.593	9.863	88	1:06.523	5.816	9	1:06.308	17.942	47	1:05.533	11.013	33	1:05.735	6.659
28	1:07.564	10.555	33	1:06.495	6.240	Lap 8			28	1:05.602	11.912	88	1:06.787	7.302
27	1:07.501	11.595	3	1:07.276	9.224	66	1:06.232		27	1:05.649	12.647	11	1:06.157	8.547
4	1:09.054	12.616	11	1:07.100	9.992	37	1:06.286	0.584	4	1:06.679	14.928	19	1:05.730	9.293
9	1:08.437	13.287	7	1:08.409	10.925	2	1:06.182	0.916	5	1:06.251	15.396	6	1:06.068	10.245
5	1:08.610	13.871	19	1:08.111	11.433	25	1:06.266	1.738	8	1:06.234	15.875	47	1:06.710	11.427
8	1:06.887	14.218	6	1:08.101	11.899	23	1:06.059	2.275	9	1:06.159	16.813	28	1:07.340	12.698
Lap 3			47	1:08.291	12.617	88	1:06.214	5.887	20	1:09.806	7 Laps	3	1:09.518	13.471
66	1:06.871		28	1:08.069	13.097	33	1:06.115	6.354	Lap 11			27	1:07.818	13.873
37	1:06.725	0.646	27	1:08.305	13.948	3	1:06.371	8.822	66	1:06.365		5	1:06.078	14.979
2	1:06.759	1.034	4	1:08.566	15.009	11	1:06.347	9.911	2	1:06.372	0.378	4	1:05.801	16.040
25	1:06.812	1.569	5	1:08.738	16.177	19	1:06.005	11.163	37	1:06.571	1.280	8	1:05.734	16.497
23	1:06.712	2.371	8	1:08.728	16.588	6	1:05.944	12.001	23	1:06.665	2.230	9	1:05.865	17.244
88	1:07.322	6.191	9	1:10.300	17.223	47	1:05.968	12.540	25	1:06.213	2.743	Lap 14		
33	1:07.483	6.699	Lap 6			28	1:06.030	13.540	88	1:06.232	6.161	66	1:06.671	
7	1:08.970	7.464	66	1:06.363		27	1:05.993	14.130	33	1:06.256	6.600	2	1:06.576	0.367
3	1:07.442	7.869	37	1:06.009	0.506	4	1:06.138	15.410	3	1:06.007	7.842	37	1:06.418	0.852
11	1:07.335	8.257	2	1:05.966	0.908	5	1:06.170	15.992	11	1:05.866	8.530	23	1:06.286	1.395
19	1:07.306	8.676	25	1:05.855	1.575	8	1:06.040	16.482	19	1:05.886	9.095	25	1:06.406	2.099
6	1:06.986	9.306	23	1:05.914	2.554	9	1:06.064	17.774	6	1:05.817	9.914	33	1:05.433	5.421
						20	10:10.094	7 Laps	47	1:06.045	10.693			



FIA Formula E Championship

Round 9 - New York City ePrix

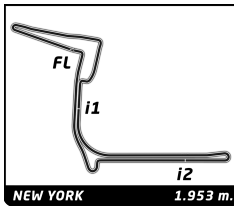
Race 1

Analysis by lap

Official Timekeeper TAG Heuer

Lapped

Nr	Lap Time	Gap	Nr	Lap Time	Gap	Nr	Lap Time	Gap	Nr	Lap Time	Gap	Nr	Lap Time	Gap	
88	1:06.924	7.555	23	1:06.201	2.621	2	1:06.004		8	1:06.976	21.499	28	1:08.027	24.756	
11	1:06.274	8.150	25	1:06.017	3.413	28	1:07.064	1 Lap	27	1:56.078	23.222	9	1:07.554	25.180	
19	1:06.023	8.645	37	1:07.125	4.064	25	1:05.805	3.497	3	1:08.666	26.459	8	1:07.495	25.519	
6	1:05.574	9.148	33	1:06.312	5.265	66	1:07.407	4.582	Lap 23						
47	1:05.271	10.027	11	1:06.227	8.080	23	1:06.655	5.501	2	1:05.778		3	1:06.441	28.879	
28	1:05.356	11.383	19	1:05.851	8.564	33	1:06.065	7.366	25	1:05.392	2.255	7	1:16.997	16 Laps	
3	1:06.001	12.801	6	1:05.633	10.116	11	1:07.716	10.432	66	1:07.476	5.636	20	1:14.861	17 Laps	
27	1:06.154	13.356	88	1:07.068	12.199	19	1:07.990	11.319	33	1:05.432	6.211	Lap 26			
5	1:06.100	14.408	47	1:09.007	14.599	6	1:07.074	11.822	37	1:05.880	9.614	2	1:05.087		
8	1:05.823	15.649	27	1:06.758	15.231	88	1:06.509	14.010	19	1:06.070	10.603	25	1:05.158	1.737	
4	1:06.913	16.282	28	1:10.203	16.345	47	1:06.463	15.613	11	1:08.155	11.261	66	1:05.343	6.499	
9	1:06.247	16.820	4	1:05.782	18.050	4	1:06.460	19.008	23	1:08.171	11.913	33	1:05.509	7.488	
Lap 15			9	1:06.540	19.682	27	1:08.402	19.733	6	1:06.148	13.232	19	1:05.305	11.823	
66	1:06.280		3	1:08.229	21.058	9	1:06.091	20.081	88	1:06.157	17.217	11	1:05.346	12.388	
2	1:06.234	0.321	8	1:07.388	21.483	8	1:05.624	21.514	47	1:06.165	18.859	23	1:05.617	13.292	
37	1:06.358	0.930	Lap 18			3	1:06.704	24.456	28	1:06.790	20.676	6	1:05.791	14.543	
23	1:06.963	2.078	2	1:05.897		5	1:12.001	1 Lap	4	1:06.774	21.017	88	1:06.182	18.969	
25	1:06.905	2.724	66	1:06.459	2.654	37	1:54.857	56.884	9	1:08.574	21.539	47	1:06.135	21.335	
33	1:05.558	4.699	25	1:06.461	3.977	28	1:05.742	1:07.891	8	1:06.286	22.007	4	1:05.381	24.183	
11	1:06.102	7.972	23	1:07.839	4.563	Lap 21			27	1:07.483	24.927	9	1:05.740	25.833	
19	1:06.327	8.692	37	1:07.412	5.579	66	1:06.568		3	1:05.968	26.649	8	1:06.071	26.503	
88	1:08.177	9.452	33	1:06.591	5.959	23	1:07.207	1.558	20	1:29.354	17 Laps	28	1:07.855	27.524	
6	1:06.882	9.750	11	1:05.823	8.006	11	1:05.996	5.278	27	1:06.580	27.945	27	1:06.580	27.945	
47	1:06.392	10.139	19	1:06.164	8.831	9	1:06.981	15.912	3	1:06.096	29.888	7	1:07.258	16 Laps	
28	1:05.778	10.881	6	1:06.015	10.234	27	1:08.165	16.748	20	1:08.796	17 Laps	20	1:08.796	17 Laps	
27	1:06.390	13.466	88	1:06.685	12.987	5	1:04.087	1 Lap	2	1:05.491		3	1:06.071	29.888	
3	1:07.464	13.985	47	1:05.933	14.635	2	1:53.682	42.532	25	1:04.991	1.755	7	1:07.258	16 Laps	
5	1:06.273	14.401	27	1:06.957	16.291	25	1:52.823	45.170	66	1:05.671	5.816	20	1:08.796	17 Laps	
8	1:05.429	14.798	4	1:06.404	18.557	33	1:53.186	49.402	33	1:05.772	6.492	3	1:06.096	29.888	
4	1:06.011	16.013	9	1:06.449	20.234	37	1:07.688	53.422	19	1:05.933	11.045	7	1:07.258	16 Laps	
9	1:06.051	16.591	8	1:06.586	22.172	19	1:53.420	53.589	11	1:05.805	11.575	20	1:08.796	17 Laps	
Lap 16			3	1:07.621	22.782	6	1:54.918	55.590	23	1:05.905	12.327	8	1:05.677	19.187	
2	1:05.861		5	2:18.841	1 Lap	88	1:54.748	57.608	6	1:05.748	13.489	47	1:05.994	21.870	
66	1:07.546	1.364	Lap 19			47	1:55.968	1:00.431	88	1:05.782	17.508	4	1:05.608	24.332	
23	1:06.108	2.004	2	1:05.829		4	1:54.157	1:02.015	47	1:05.939	19.307	9	1:05.208	25.582	
37	1:07.775	2.523	28	1:56.470	1 Lap	28	1:05.606	1:02.347	28	1:06.893	22.078	8	1:04.992	26.036	
25	1:06.438	2.980	66	1:06.354	3.179	8	1:53.763	1:04.127	4	1:06.988	22.514	27	1:05.690	28.176	
33	1:06.020	4.537	25	1:05.548	3.696	3	1:54.091	1:07.397	9	1:06.927	22.975	28	1:07.254	29.319	
11	1:05.647	7.437	23	1:06.116	4.850	5	1:03.883	1:43.029	8	1:06.857	23.373	3	1:05.591	30.020	
19	1:05.787	8.297	33	1:07.175	7.305	Lap 22			27	1:06.348	25.784	7	1:04.442	16 Laps	
6	1:06.499	10.067	37	1:08.281	8.031	2	1:07.072		3	1:06.629	27.787	8	1:04.992	26.036	
88	1:07.445	10.715	11	1:06.543	8.720	25	1:07.075	2.641	7	1:06.629	27.787	27	1:05.690	28.176	
47	1:07.219	11.176	19	1:06.331	9.333	66	1:53.542	3.938	20	1:21.259	17 Laps	28	1:07.254	29.319	
28	1:07.027	11.726	6	1:06.347	10.752	33	1:06.759	6.557	Lap 25			3	1:05.591	30.020	
27	1:06.773	14.057	88	1:06.347	13.505	11	1:53.210	8.884	2	1:05.349		7	1:04.442	16 Laps	
4	1:08.021	17.852	47	1:06.348	15.154	37	1:05.694	9.512	25	1:05.260	1.666	27	1:05.690	28.176	
3	1:10.610	18.413	27	1:06.873	17.335	23	1:07.566	9.520	66	1:05.776	6.243	28	1:07.254	29.319	
9	1:08.317	18.726	4	1:05.824	18.552	19	1:06.326	10.311	33	1:05.923	7.066	3	1:05.591	30.020	
5	1:11.295	19.514	9	1:05.589	19.994	6	1:06.876	12.862	19	1:05.909	11.605	7	1:04.442	16 Laps	
8	1:11.063	19.679	8	1:05.551	21.894	88	1:08.834	16.838	11	1:05.903	12.129	27	1:05.690	28.176	
Lap 17			3	1:06.803	23.756	47	1:07.645	18.472	23	1:05.784	12.762	28	1:07.254	29.319	
2	1:05.584		5	1:19.167	1 Lap	9	1:52.435	18.743	6	1:05.699	13.839	3	1:05.591	30.020	
66	1:06.312	2.092	Lap 20			28	1:06.921	19.664	88	1:05.715	17.874	47	1:06.329	20.287	
Lap 18			2	1:06.004		4	1:07.610	20.021	47	1:06.329	20.287	4	1:06.724	23.889	
Lap 19			8	1:06.976	21.499	Lap 21			27	1:06.666	26.459	Lap 22			
Lap 20			Lap 22			Lap 23			Lap 23			Lap 24			
Lap 21			Lap 23			Lap 24			Lap 24			Lap 25			
Lap 22			Lap 24			Lap 25			Lap 25			Lap 26			
Lap 23			Lap 26			Lap 27			Lap 26			Lap 27			
Lap 24			Lap 27			Lap 28			Lap 27			Lap 28			
Lap 25			Lap 28			Lap 29			Lap 28			Lap 29			



FIA Formula E Championship

Round 9 - New York City ePrix

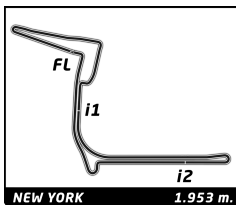
Race 1

Analysis by lap

Official Timekeeper TAG Heuer

Lapped

Nr	Lap Time	Gap	Nr	Lap Time	Gap	Nr	Lap Time	Gap	Nr	Lap Time	Gap	Nr	Lap Time	Gap
88	1:05.688	19.639	19	1:05.078	12.166	11	1:04.658	12.881	25	1:05.189	1.473	33	2:25.936	2.985
47	1:06.356	22.990	11	1:05.112	12.728	23	1:04.811	13.672	66	1:05.552	6.609	11	2:26.271	4.198
4	1:05.358	24.454	23	1:05.063	13.105	6	1:06.119	22.061	33	1:05.446	8.776	6	2:26.041	6.178
9	1:04.960	25.306	6	1:06.116	19.129	88	1:05.886	24.910	11	1:05.167	12.080	88	2:25.720	8.043
8	1:05.227	26.027	88	1:05.748	22.381	9	1:05.806	28.321	6	1:06.254	24.817	9	2:25.399	9.570
27	1:05.210	28.150	4	1:06.282	26.685	4	1:07.089	29.099	88	1:06.280	27.586	4	2:26.224	11.677
28	1:06.892	30.975	9	1:06.240	27.218	8	1:06.236	31.694	9	1:05.671	28.179	8	2:25.854	12.646
3	1:06.639	31.423	47	1:08.195	27.960	27	1:06.129	32.632	4	1:05.543	30.253	27	2:25.780	14.067
20	1:48.543	18 Laps	8	1:06.237	28.309	47	1:07.280	33.320	8	1:05.896	33.172	47	2:25.166	15.043
7	1:04.001	16 Laps	27	1:05.570	29.735	3	1:05.409	34.556	27	1:06.084	33.890	3	2:24.775	16.033
Lap 29			3	1:05.732	33.471	7	4:00.269	19 Laps	47	1:06.151	35.567	28	2:24.319	17.211
2	1:05.067		28	1:06.776	37.002	28	1:07.381	43.471	3	1:06.033	36.172	19	2:24.786	1 Lap
25	1:05.074	1.094	20	1:04.908	18 Laps	5	1:15.444	11 Laps	7	1:04.116	19 Laps	5	1:34.492	13 Laps
66	1:04.895	5.732	Lap 32			Lap 35			28	1:07.537	49.704	7	1:15.664	20 Laps
33	1:05.202	7.647	2	1:05.126		2	1:05.359		19	1:35.037	1 Lap	20	8:04.559	25 Laps
19	1:05.411	11.938	25	1:05.135	1.012	25	1:05.207	1.547	Lap 38			Lap 41		
11	1:05.380	12.525	66	1:05.116	5.808	66	1:05.485	6.349	2	1:17.194		2	1:42.725	
23	1:05.161	12.954	33	1:05.245	8.414	33	1:05.227	8.799	25	1:17.678	1.957	25	1:42.474	0.855
6	1:05.804	16.720	19	1:05.193	12.233	11	1:04.934	12.456	66	1:16.293	5.708	66	1:42.049	1.593
88	1:05.939	20.511	11	1:05.205	12.807	19	2:06.741	1 Lap	33	1:15.276	6.858	33	1:41.880	2.140
47	1:05.900	23.823	23	1:05.377	13.356	23	1:05.892	14.205	11	1:14.517	9.403	11	1:41.414	2.887
4	1:05.541	24.928	6	1:05.846	19.849	6	1:06.129	22.831	6	1:16.305	23.928	6	1:41.314	4.767
9	1:05.286	25.525	88	1:05.772	23.027	88	1:06.308	25.859	88	1:23.766	34.158	88	1:40.252	5.570
8	1:05.674	26.634	4	1:05.266	26.825	9	1:05.083	28.045	9	1:28.888	39.873	9	1:39.155	6.000
27	1:05.662	28.745	9	1:05.329	27.421	4	1:05.908	29.648	4	1:29.721	42.780	4	1:37.874	6.826
3	1:05.883	32.239	47	1:06.140	28.974	8	1:05.527	31.862	8	1:28.462	44.440	8	1:37.434	7.355
28	1:07.529	33.437	8	1:06.175	29.358	27	1:05.374	32.647	27	1:28.403	45.099	27	1:36.553	7.895
20	1:13.944	18 Laps	27	1:05.501	30.110	47	1:06.127	34.088	47	1:27.455	45.828	47	1:36.195	8.513
7	1:15.419	16 Laps	3	1:05.425	33.770	3	1:05.548	34.745	3	1:28.150	47.128	3	1:35.919	9.227
Lap 30			28	1:07.393	39.269	7	1:09.351	19 Laps	28	1:21.609	54.119	28	1:35.311	9.797
2	1:04.903		Lap 33			28	1:07.123	45.235	19	1:34.083	1 Lap	19	1:46.407	1 Lap
25	1:04.968	1.159	2	1:04.920		5	1:03.920	11 Laps	Lap 39			5	1:43.281	13 Laps
66	1:04.956	5.785	25	1:05.305	1.397	Lap 36			2	2:49.125		7	1:48.212	20 Laps
33	1:05.385	8.129	66	1:05.263	6.151	2	1:05.320		25	2:48.340	1.172	20	1:17.736	25 Laps
19	1:05.247	12.282	33	1:05.132	8.626	25	1:05.381	1.608	66	2:45.788	2.371	Lap 42		
11	1:05.188	12.810	11	1:05.583	13.470	66	1:05.352	6.381	33	2:45.980	3.713	2	1:04.724	
23	1:05.185	13.236	23	1:05.672	14.108	33	1:05.175	8.654	11	2:44.313	4.591	25	1:04.864	0.995
6	1:06.390	18.207	19	1:09.488	16.801	11	1:05.101	12.237	6	2:31.998	6.801	66	1:05.392	2.261
88	1:06.219	21.827	6	1:06.260	21.189	6	1:06.376	23.887	88	2:23.954	8.987	33	1:05.656	3.072
47	1:06.039	24.959	88	1:06.164	24.271	88	1:06.091	26.630	9	2:20.087	10.835	11	1:05.845	4.008
4	1:05.572	25.597	4	1:05.352	27.257	9	1:05.107	27.832	4	2:18.462	12.117	6	1:06.039	6.082
9	1:05.550	26.172	9	1:05.261	27.762	4	1:05.706	30.034	8	2:18.141	13.456	88	1:05.803	6.649
8	1:05.535	27.266	8	1:06.267	30.705	8	1:06.058	32.600	27	2:18.977	14.951	9	1:05.818	7.094
27	1:05.517	29.359	47	1:07.233	31.287	27	1:05.803	33.130	47	2:19.838	16.541	4	1:05.697	7.799
3	1:05.597	32.933	27	1:06.560	31.750	47	1:05.972	34.740	3	2:19.919	17.922	8	1:05.767	8.398
28	1:06.886	35.420	3	1:05.544	34.394	3	1:06.038	35.463	28	2:14.562	19.556	27	1:05.673	8.844
7	1:04.196	16 Laps	28	1:06.988	41.337	7	1:06.592	19 Laps	19	1:37.280	1 Lap	47	1:06.101	9.890
20	1:16.027	18 Laps	5	12:55.901	11 Laps	19	1:38.353	1 Lap	5	5:39.101	13 Laps	3	1:05.687	10.190
Lap 31			Lap 34			28	1:07.576	47.491	7	5:12.293	20 Laps	28	1:05.637	10.710
2	1:05.194		2	1:05.247		20	5:14.591	22 Laps	Lap 40			19	1:09.302	1 Lap
25	1:05.038	1.003	25	1:05.549	1.699	5	1:03.953	11 Laps	2	2:26.664		5	1:09.495	13 Laps
66	1:05.227	5.818	66	1:05.319	6.223	Lap 37			25	2:26.598	1.106	7	1:04.529	20 Laps
33	1:05.360	8.295	33	1:05.552	8.931	2	1:05.324		66	2:26.562	2.269	20	1:09.285	25 Laps



FIA Formula E Championship

Round 9 - New York City ePrix

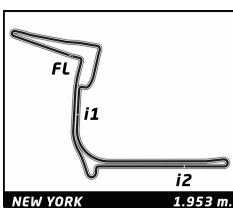
Race 1

Analysis by lap

Official Timekeeper 

 Lapped

Nr	Lap Time	Gap	Nr	Lap Time	Gap	Nr	Lap Time	Gap	Nr	Lap Time	Gap
Lap 43											
2	1:04.463										
25	1:04.822	1.354									
33	1:05.783	4.392									
11	1:06.610	6.155									
6	1:06.809	8.428									
88	1:06.766	8.952									
9	1:06.690	9.321									
8	1:06.101	10.036									
27	1:06.638	11.019									
47	1:06.646	12.073									
3	1:07.250	12.977									
28	1:07.094	13.341									
4	1:13.001	16.337									
19	1:04.557	1 Lap									
5	1:08.829	13 Laps									
20	1:04.828	25 Laps									



FIA Formula E Championship

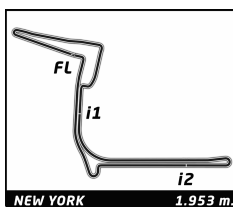
Round 9 - New York City ePrix

Race 1

Handicaps Analysis

Official Timekeeper 

Nr.	In Time		Out Time		Pit Time	Handicap	Gap	Window
	Hour	Elapsed	Hour	Elapsed				
2	DS Virgin Racing / DS Virgin DSV-02							
1	16:29:00.182	23:49.356	16:29:49.274	24:38.448	49.092 (49.092)	47	2.092	
3	NEXTEV NIO / NextEV TCR Formula 002							
1	16:29:25.492	24:14.666	16:30:14.139	25:03.313	48.647 (48.647)	47	1.647	
4	Venturi Formula E Team / Venturi VM200-FE-02							
1	16:29:19.765	24:08.939	16:30:08.757	24:57.931	48.992 (48.992)	47	1.992	
5	Venturi Formula E Team / Venturi VM200-FE-02							
1	16:25:19.522	20:08.696	16:26:10.633	20:59.807	51.111 (51.111)	47	4.111	
2	16:32:05.940	26:55.114	16:43:45.672	38:34.846	11:39.732 (699.732)	47	652.732	
3	16:48:33.122	43:22.296	16:52:48.090	47:37.264	4:14.968 (254.968)	47	207.968	
6	Faraday Future Dragon Racing / Penske 701-EV							
1	16:29:12.667	24:01.841	16:30:02.332	24:51.506	49.665 (49.665)	47	2.665	
7	Faraday Future Dragon Racing / Penske 701-EV							
1	16:14:51.464	9:40.638	16:33:43.262	28:32.436	18:51.798 (1131.798)	47	1084.798	
2	16:41:43.325	36:32.499	16:44:35.844	39:25.018	2:52.519 (172.519)	47	125.519	
3	16:49:19.986	44:09.160	16:53:08.196	47:57.370	3:48.210 (228.210)	47	181.210	
8	Renault e.dams / Renault Z.E. 16							
1	16:29:22.237	24:11.411	16:30:10.869	25:00.043	48.632 (48.632)	47	1.632	
9	Renault e.dams / Renault Z.E. 16							
1	16:30:26.818	25:15.992	16:31:15.089	26:04.263	48.271 (48.271)	47	1.271	
11	ABT Schaeffler Audi Sport / ABT Schaeffler FE02							
1	16:30:17.215	25:06.389	16:31:05.230	25:54.404	48.015 (48.015)	47	1.015	
19	Mahindra Racing / Mahindra M3Electro							
1	16:29:12.002	24:01.176	16:30:00.331	24:49.505	48.329 (48.329)	47	1.329	
2	16:44:17.510	39:06.684	16:45:17.498	40:06.672	59.988 (59.988)	47	12.988	
20	Panasonic Jaguar Racing / Jaguar I-Type 1							
1	16:08:38.554	3:27.728	16:15:20.920	10:10.094	6:42.366 (402.366)	47	355.366	
2	16:21:14.304	16:03.478	16:32:36.149	27:25.323	11:21.845 (681.845)	47	634.845	
3	16:42:49.542	37:38.716	16:46:59.078	41:48.252	4:09.536 (249.536)	47	202.536	
4	16:48:19.401	43:08.575	16:55:03.637	49:52.811	6:44.236 (404.236)	47	357.236	
23	Mahindra Racing / Mahindra M3Electro							
1	16:30:16.349	25:05.523	16:31:05.866	25:55.040	49.517 (49.517)	47	2.517	
25	TECHEETAH / Renault Z.E. 16							
1	16:29:03.512	23:52.686	16:29:51.912	24:41.086	48.400 (48.400)	47	1.400	
27	Andretti Formula E / Andretti ATEC-02							
1	16:30:31.623	25:20.797	16:31:19.568	26:08.742	47.945 (47.945)	47	0.945	
28	Andretti Formula E / Andretti ATEC-02							
1	16:26:02.425	20:51.599	16:26:50.677	21:39.851	48.252 (48.252)	47	1.252	
33	TECHEETAH / Renault Z.E. 16							
1	16:29:08.313	23:57.487	16:29:56.144	24:45.318	47.831 (47.831)	47	0.831	
37	DS Virgin Racing / DS Virgin DSV-02							
1	16:28:05.034	22:54.208	16:28:52.476	23:41.650	47.442 (47.442)	47	0.442	
47	Panasonic Jaguar Racing / Jaguar I-Type 1							
1	16:29:18.943	24:08.117	16:30:07.173	24:56.347	48.230 (48.230)	47	1.230	
66	ABT Schaeffler Audi Sport / ABT Schaeffler FE02							
1	16:30:12.026	25:01.200	16:31:00.284	25:49.458	48.258 (48.258)	47	1.258	
88	NEXTEV NIO / NextEV TCR Formula 002							
1	16:29:15.527	24:04.701	16:30:04.350	24:53.524	48.823 (48.823)	47	1.823	



FIA Formula E Championship

Round 9 - New York City ePrix

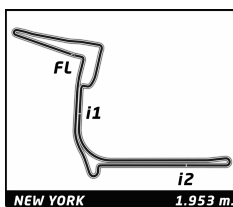
Race 1

Analysis

Official Timekeeper

■ Personal Best ■ Session Best ■ Crossing the finish line in pit lane

Lap	C	Time	Sector 1	Sector 2	Sector 3	Kph	Elapsed	Lap	Time	Sector 1	Sector 2	Sector 3	Kph	Elapsed									
2 Sam BIRD GBR DS Virgin Racing DS Virgin DSV-02								9	A	1:05.924	26.027	18.336	21.561	106.7	10:45.908	10	A	1:06.272	26.333	18.446	21.493	106.1	11:52.180
1	A	1:46.314	1:05.409	19.020	21.885	66.1	1:46.314	11	A	1:06.007	26.005	18.351	21.651	106.5	12:58.187								
2	A	1:07.231	26.501	18.809	21.921	104.6	2:53.545	12	A	1:08.085	26.053	18.874	23.158	103.3	14:06.272								
3	A	1:06.759	26.436	18.858	21.465	105.3	4:00.304	13	A	1:09.518	28.511	19.167	21.840	101.1	15:15.790								
4	A	1:06.638	26.420	18.613	21.605	105.5	5:06.942	14	A	1:06.001	26.209	18.371	21.421	106.5	16:21.791								
5	A	1:06.710	26.989	18.457	21.264	105.4	6:13.652	15	A	1:07.464	26.158	18.858	22.448	104.2	17:29.255								
6	A	1:05.966	25.974	18.493	21.499	106.6	7:19.618	16	A	1:10.610	26.488	19.694	24.428	99.6	18:39.865								
7	A	1:06.278	26.271	18.591	21.416	106.1	8:25.896	17	A	1:08.229	27.613	18.853	21.763	103.0	19:48.094								
8	A	1:06.182	26.323	18.463	21.396	106.2	9:32.078	18	A	1:07.621	26.302	19.155	22.164	104.0	20:55.715								
9	A	1:06.148	26.331	18.440	21.377	106.3	10:38.226	19	A	1:06.803	26.457	18.570	21.776	105.2	22:02.518								
10	A	1:06.125	26.187	18.367	21.571	106.3	11:44.351	20	A	1:06.704	26.297	18.602	21.805	105.4	23:09.222								
11	A	1:06.372	26.741	18.322	21.309	105.9	12:50.723	21	B	1:54.091 B	26.180	18.648	1:09.263	61.6	25:03.313								
12	A	1:05.812	25.955	18.302	21.555	106.8	13:56.535	22	B	1:08.666	28.345	18.564	21.757	102.4	26:11.979								
13	A	1:06.246	26.179	18.518	21.549	106.1	15:02.781	23	B	1:05.968	25.908	18.494	21.566	106.6	27:17.947								
14	A	1:06.576	26.211	18.333	22.032	105.6	16:09.357	24	B	1:06.629	26.210	18.539	21.880	105.5	28:24.576								
15	A	1:06.234	25.987	18.578	21.669	106.2	17:15.591	25	B	1:06.441	26.207	18.476	21.758	105.8	29:31.017								
16	A	1:05.861	26.069	18.271	21.521	106.8	18:21.452	26	B	1:06.096	26.198	18.352	21.546	106.4	30:37.113								
17	A	1:05.584	25.848	18.224	21.512	107.2	19:27.036	27	B	1:05.591	25.787	18.209	21.595	107.2	31:42.704								
18	A	1:05.897	25.885	18.300	21.712	106.7	20:32.933	28	B	1:06.639	26.190	18.537	21.912	105.5	32:49.343								
19	A	1:05.829	25.850	18.345	21.634	106.8	21:38.762	29	B	1:05.883	26.211	18.379	21.293	106.7	33:55.226								
20	A	1:06.004	26.020	18.418	21.566	106.5	22:44.766	30	B	1:05.597	25.827	18.327	21.443	107.2	35:00.823								
21	B	1:53.682 B	26.058	18.377	1:09.247	61.8	24:38.448	31	B	1:05.732	25.876	18.347	21.509	107.0	36:06.555								
22	B	1:07.072	27.434	18.279	21.359	104.8	25:45.520	32	B	1:05.425	26.000	18.173	21.252	107.5	37:11.980								
23	B	1:05.778	25.998	18.237	21.543	106.9	26:51.298	33	B	1:05.544	25.862	18.277	21.405	107.3	38:17.524								
24	B	1:05.491	25.747	18.276	21.468	107.4	27:56.789	34	B	1:05.409	25.835	18.235	21.339	107.5	39:22.933								
25	B	1:05.349	25.774	18.463	21.112	107.6	29:02.138	35	B	1:05.548	25.893	18.270	21.385	107.3	40:28.481								
26	B	1:05.087	25.540	18.189	21.358	108.0	30:07.225	36	B	1:06.038	26.021	18.514	21.503	106.5	41:34.519								
27	B	1:05.459	25.597	18.434	21.428	107.4	31:12.684	37	B	1:06.033	26.112	18.446	21.475	106.5	42:40.552								
28	B	1:05.236	25.709	18.266	21.261	107.8	32:17.920	38	B	1:28.150	29.337	28.807	30.006	79.8	44:08.702								
29	B	1:05.067	25.640	18.272	21.155	108.1	33:22.987	39	B	2:19.919	37.986	33.940	1:07.993	50.2	46:28.621								
30	B	1:04.903	25.444	18.203	21.256	108.3	34:27.890	40	B	2:24.775	55.092	40.060	49.623	48.6	48:53.396								
31	B	1:05.194	25.574	18.293	21.327	107.8	35:33.084	41	B	1:35.919	45.166	23.758	26.995	73.3	50:29.315								
32	B	1:05.126	25.655	18.178	21.293	108.0	36:38.210	42	B	1:05.687	26.176	18.310	21.201	107.0	51:35.002								
33	B	1:04.920	25.454	18.349	21.117	108.3	37:43.130	43	B	1:07.250	26.831	18.837	21.582	104.5	52:42.252								
34	B	1:05.247	25.579	18.226	21.442	107.8	38:48.377	4 Tom DILLMANN FRA Venturi Formula E Team Venturi VM200-FE-02															
35	B	1:05.359	25.662	18.205	21.492	107.6	39:53.736	1	A	1:55.961	1:13.904	19.554	22.503	60.6	1:55.961								
36	B	1:05.320	25.614	18.363	21.343	107.6	40:59.056	2	A	1:09.054	28.199	19.226	21.629	101.8	3:05.015								
37	B	1:05.324	25.546	18.358	21.420	107.6	42:04.380	3	A	1:06.827	26.178	18.812	21.837	105.2	4:11.842								
38	B	1:17.194	25.797	18.440	32.957	91.1	43:21.574	4	A	1:06.948	26.451	18.845	21.652	105.0	5:18.790								
39	B	2:49.125	49.202	53.734	1:06.189	41.6	46:10.699	5	A	1:08.566	27.777	19.161	21.628	102.5	6:27.356								
40	B	2:26.664	54.596	41.769	50.299	47.9	48:37.363	6	A	1:06.630	26.278	18.758	21.594	105.5	7:33.986								
41	B	1:42.725	47.796	25.646	29.283	68.4	50:20.088	7	A	1:06.448	26.331	18.673	21.444	105.8	8:40.434								
42	B	1:04.724	25.508	18.219	20.997	108.6	51:24.812	8	A	1:06.138	26.093	18.557	21.488	106.3	9:46.572								
43	B	1:04.463	25.407	18.114	20.942	109.1	52:29.275	9	A	1:05.657	25.910	18.418	21.329	107.1	10:52.229								
3 Nelson PIQUET JR BRA NEXTEV NIO NextEv TCR Formula 002								10	A	1:06.679	25.949	18.945	21.785	105.4	11:58.908								
1	A	1:52.535	1:11.166	18.975	22.394	62.5	1:52.535	11	A	1:07.511	26.150	19.670	21.691	104.1	13:06.419								
2	A	1:07.162	26.003	18.922	22.237	104.7	2:59.697	12	A	1:06.139	26.068	18.635	21.436	106.3	14:12.558								
3	A	1:07.442	26.084	18.987	22.371	104.2	4:07.139	13	A	1:05.801	25.907	18.430	21.464	106.8	15:18.359								
4	A	1:07.156	26.362	18.644	22.150	104.7	5:14.295	14	A	1:06.913	26.062	19.322	21.529	105.1	16:25.272								
5	A	1:07.276	27.367	18.386	21.523	104.5	6:21.571	15	A	1:06.011	25.825	18.705	21.481	106.5	17:31.283								
6	A	1:06.120	25.947	18.439	21.734	106.3	7:27.691	16	A	1:08.021	25.848	18.730	23.443	103.4	18:39.304								
7	A	1:05.922	26.018	18.378	21.526	106.7	8:33.613	17	A	1:05.782	25.905	18.464	21.413	106.9	19:45.086								
8	A	1:06.371	26.108	18.516	21.747	105.9	9:39.984	18	A	1:06.404	26.033	18.781	21.590	105.9	20:51.490								
								19	A	1:05.824	26.252	18.320	21.252	106.8	21:57.314								



FIA Formula E Championship

Round 9 - New York City ePrix

Race 1

Analysis

Official Timekeeper

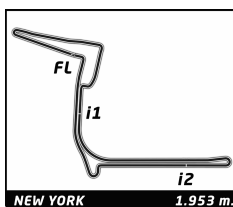
■ Personal Best ■ Session Best ■ Crossing the finish line in pit lane

Lap	C	Time	Sector 1	Sector 2	Sector 3	Kph	Elapsed	Lap	Time	Sector 1	Sector 2	Sector 3	Kph	Elapsed
20	A	1:06.460	25.854	18.544	22.062	105.8	23:03.774							
21	B	1:54.157 B	26.463	18.524	1:09.170	61.6	24:57.931							
22	B	1:07.610	27.646	18.463	21.501	104.0	26:05.541							
23	B	1:06.774	26.161	18.763	21.850	105.3	27:12.315							
24	B	1:06.988	26.191	18.746	22.051	105.0	28:19.303							
25	B	1:06.724	26.551	18.564	21.609	105.4	29:26.027							
26	B	1:05.381	25.711	18.320	21.350	107.5	30:31.408							
27	B	1:05.608	25.748	18.437	21.423	107.2	31:37.016							
28	B	1:05.358	25.772	18.333	21.253	107.6	32:42.374							
29	B	1:05.541	25.770	18.357	21.414	107.3	33:47.915							
30	B	1:05.572	25.703	18.477	21.392	107.2	34:53.487							
31	B	1:06.282	26.048	18.748	21.486	106.1	35:59.769							
32	B	1:05.266	25.509	18.405	21.352	107.7	37:05.035							
33	B	1:05.352	25.544	18.331	21.477	107.6	38:10.387							
34	B	1:07.089	25.718	19.334	22.037	104.8	39:17.476							
35	B	1:05.908	25.939	18.390	21.579	106.7	40:23.384							
36	B	1:05.706	25.739	18.336	21.631	107.0	41:29.090							
37	B	1:05.543	25.859	18.242	21.442	107.3	42:34.633							
38	B	1:29.721	27.243	29.283	33.195	78.4	44:04.354							
39	B	2:18.462	34.446	36.928	1:07.088	50.8	46:22.816							
40	B	2:26.224	55.756	39.833	50.635	48.1	48:49.040							
41	B	1:37.874	46.505	23.681	27.688	71.8	50:26.914							
42	B	1:05.697	26.054	18.476	21.167	107.0	51:32.611							
43	B	1:13.001	26.569	19.475	26.957	96.3	52:45.612							

5		Maro ENGEL	DEU											
		Venturi Formula E Team	Venturi VM200-FE-02											
1	A	1:57.660	1:15.549	19.162	22.949	59.8	1:57.660							
2	A	1:08.610	27.304	19.152	22.154	102.5	3:06.270							
3	A	1:06.757	26.234	18.445	22.078	105.3	4:13.027							
4	A	1:06.759	26.458	18.515	21.786	105.3	5:19.786							
5	A	1:08.738	27.542	18.762	22.434	102.3	6:28.524							
6	A	1:05.986	25.956	18.467	21.563	106.5	7:34.510							
7	A	1:06.474	26.214	18.712	21.548	105.8	8:40.984							
8	A	1:06.170	26.134	18.377	21.659	106.3	9:47.154							
9	A	1:05.971	26.027	18.339	21.605	106.6	10:53.125							
10	A	1:06.251	26.127	18.605	21.519	106.1	11:59.376							
11	A	1:06.202	26.046	18.377	21.779	106.2	13:05.578							
12	A	1:05.642	25.866	18.292	21.484	107.1	14:11.220							
13	A	1:06.078	26.060	18.348	21.670	106.4	15:17.298							
14	A	1:06.100	26.030	18.373	21.697	106.4	16:23.398							
15	A	1:06.273	26.011	18.419	21.843	106.1	17:29.671							
16	A	1:11.295	26.432	18.666	26.197	98.6	18:40.966							
17	B	2:18.841 B	35.071	24.822	1:18.948	50.6	20:59.807							
18	B	1:19.167	33.306	22.596	23.265	88.8	22:18.974							
19	B	1:12.001	29.888	19.509	22.604	97.6	23:30.975							
20	B	1:04.087	25.368	17.838	20.881	109.7	24:35.062							
21	B	1:03.883	25.196	17.879	20.808	110.1	25:38.945							
22	B	12:55.901 B	30.512	21.390	...	9.1	38:34.846							
23	B	1:15.444	30.855	20.755	23.834	93.2	39:50.290							
24	B	1:03.920	25.167	17.851	20.902	110.0	40:54.210							
25	B	1:03.953	25.187	17.837	20.929	109.9	41:58.163							
26	B	5:39.101 B	29.739	22.508	4:46.854	20.7	47:37.264							
27	B	1:34.492	36.704	28.404	29.384	74.4	49:11.756							
28	B	1:43.281	46.588	29.447	27.246	68.1	50:55.037							
29	B	1:09.495	25.278	17.819	26.398	101.2	52:04.532							
30	B	1:08.829	28.955	18.247	21.627	102.1	53:13.361							

6		Loïc DUVAL	FRA											
		Faraday Future Dragon Racing	Penske 701-EV											
1	A	1:54.241	1:12.098	19.191	22.952	61.5	1:54.241							
2	A	1:07.349	26.876	18.545	21.928	104.4	3:01.590							
3	A	1:06.986	26.180	18.695	22.111	105.0	4:08.576							
4	A	1:07.569	26.630	18.791	22.148	104.1	5:16.145							
5	A	1:08.101	27.789	18.681	21.631	103.2	6:24.246							
6	A	1:06.798	26.579	18.356	21.863	105.3	7:31.044							
7	A	1:06.175	26.325	18.336	21.514	106.2	8:37.219							
8	A	1:05.944	26.090	18.363	21.491	106.6	9:43.163							
9	A	1:05.751	26.003	18.311	21.437	106.9	10:48.914							
10	A	1:05.528	25.754	18.347	21.427	107.3	11:54.442							
11	A	1:05.817	25.979	18.370	21.468	106.8	13:00.259							
12	A	1:06.237	26.037	18.468	21.732	106.1	14:06.496							
13	A	1:06.068	26.312	18.434	21.322	106.4	15:12.564							
14	A	1:05.574	25.831	18.275	21.468	107.2	16:18.138							
15	A	1:06.882	26.372	18.451	22.059	105.1	17:25.020							
16	A	1:06.499	26.639	18.369	21.491	105.7	18:31.519							
17	A	1:05.633	25.888	18.191	21.554	107.1	19:37.152							
18	A	1:06.015	25.952	18.262	21.801	106.5	20:43.167							
19	A	1:06.347	26.028	18.461	21.858	106.0	21:49.514							
20	A	1:07.074	26.366	18.558	22.150	104.8	22:56.588							
21	B	1:54.918 B	26.352	18.504	1:10.062	61.2	24:51.506							
22	B	1:06.876	27.413	18.164	21.299	105.1	25:58.382							
23	B	1:06.148	26.154	18.323	21.671	106.3	27:04.530							
24	B	1:05.748	26.065	18.224	21.459	106.9	28:10.278							
25	B	1:05.699	26.021	18.222	21.456	107.0	29:15.977							
26	B	1:05.791	26.124	18.243	21.424	106.9	30:21.768							
27	B	1:06.411	26.007	18.789	21.615	105.9	31:28.179							
28	B	1:05.724	25.932	18.346	21.446	107.0	32:33.903							
29	B	1:05.804	25.903	18.415	21.486	106.8	33:39.707							
30	B	1:06.390	26.182	18.592	21.616	105.9	34:46.097							
31	B	1:06.116	26.093	18.506	21.517	106.3	35:52.213							
32	B	1:05.846	26.085	18.429	21.332	106.8	36:58.059							
33	B	1:06.260	26.078	18.491	21.691	106.1	38:04.319							
34	B	1:06.119	26.115	18.550	21.454	106.3	39:10.438							
35	B	1:06.129	26.114	18.338	21.677	106.3	40:16.567							
36	B	1:06.376	26.121	18.490	21.765	105.9	41:22.943							
37	B	1:06.254	26.099	18.399	21.756	106.1	42:29.197							
38	B	1:16.305	26.616	23.679	26.010	92.1	43:45.502							
39	B	2:31.998	31.676	53.285	1:07.037	46.3	46:17.500							
40	B	2:26.041	56.420	40.196	49.425	48.1	48:43.541							
41	B	1:41.314	48.198	24.572	28.544	69.4	50:24.855							
42	B	1:06.039	26.335	18.342	21.362	106.5	51:30.894							
43	B	1:06.809	26.287	18.740	21.782	105.2	52:37.703							

7		Jérôme D'AMBROSIO	BEL											
		Faraday Future Dragon Racing	Penske 701-EV											
1	B	1:49.804	1:07.914	19.118	22.772	64.0	1:49.804							
2	B	1:07.960	26.853	18.993	22.114	103.5	2:57.764							
3	B	1:08.970	26.403	19.811	22.756	101.9	4:06.734		</					



FIA Formula E Championship

Round 9 - New York City ePrix

Race 1

Analysis

Official Timekeeper

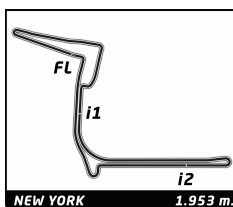
■ Personal Best ■ Session Best ■ Crossing the finish line in pit lane

Lap	C	Time	Sector 1	Sector 2	Sector 3	Kph	Elapsed	Lap	Time	Sector 1	Sector 2	Sector 3	Kph	Elapsed	
9	A	1:16.997	30.243	22.433	24.321	91.3	29:49.433	41	A	1:37.434	46.241	23.948	27.245	72.2	50:27.443
10	A	1:07.258	27.463	18.501	21.294	104.5	30:56.691	42	A	1:05.767	26.100	18.542	21.125	106.9	51:33.210
11	A	1:04.442	25.352	18.236	20.854	109.1	32:01.133	43	A	1:06.101	26.671	18.234	21.196	106.4	52:39.311
12	A	1:04.001	25.264	18.016	20.721	109.9	33:05.134								
13	A	1:15.419	29.176	21.187	25.056	93.2	34:20.553								
14	A	1:04.196	25.266	18.043	20.887	109.5	35:24.749								
15	A	4:00.269	26.140	19.377	3:14.752	29.3	39:25.018								
16	A	1:09.351	29.926	18.405	21.020	101.4	40:34.369								
17	A	1:06.592	25.060	18.070	23.462	105.6	41:40.961								
18	A	1:04.116	25.321	17.964	20.831	109.7	42:45.077								
19	A	5:12.293	31.448	23.631	4:17.214	22.5	47:57.370								
20	A	1:15.664	29.850	19.739	26.075	92.9	49:13.034								
21	A	1:48.212	49.095	27.398	31.719	65.0	51:01.246								
22	A	1:04.529	25.401	17.976	21.152	109.0	52:05.775								

8		Nicolas PROST		FRA			
		Renault e.dams		Renault Z.E. 16			
1	B	1:59.730	1:19.643	18.634	21.453	58.7	1:59.730
2	B	1:06.887	25.963	19.034	21.890	105.1	3:06.617
3	B	1:06.799	26.297	18.603	21.899	105.3	4:13.416
4	B	1:06.791	26.529	18.577	21.685	105.3	5:20.207
5	B	1:08.728	27.538	18.744	22.446	102.3	6:28.935
6	B	1:06.204	26.029	18.545	21.630	106.2	7:35.139
7	B	1:06.465	26.229	18.629	21.607	105.8	8:41.604
8	B	1:06.040	26.042	18.461	21.537	106.5	9:47.644
9	B	1:05.977	26.080	18.413	21.484	106.6	10:53.621
10	B	1:06.234	26.504	18.386	21.344	106.2	11:59.855
11	B	1:06.952	26.092	19.180	21.680	105.0	13:06.807
12	B	1:06.275	26.096	18.638	21.541	106.1	14:13.082
13	B	1:05.734	25.889	18.487	21.358	107.0	15:18.816
14	B	1:05.823	26.006	18.542	21.275	106.8	16:24.639
15	B	1:05.429	25.639	18.281	21.509	107.5	17:30.068
16	B	1:11.063	26.431	19.134	25.498	98.9	18:41.131
17	B	1:07.388	26.854	18.786	21.748	104.3	19:48.519
18	B	1:06.586	26.223	18.853	21.510	105.6	20:55.105
19	B	1:05.551	25.603	18.384	21.564	107.3	22:00.656
20	B	1:05.624	25.878	18.375	21.371	107.1	23:06.280
21	A	1:53.763	26.024	18.476	1:09.263	61.8	25:00.043
22	A	1:06.976	27.340	18.393	21.243	105.0	26:07.019
23	A	1:06.286	26.118	18.324	21.844	106.1	27:13.305
24	A	1:06.857	26.261	18.785	21.811	105.2	28:20.162
25	A	1:07.495	26.700	18.399	22.396	104.2	29:27.657
26	A	1:06.071	26.188	18.627	21.256	106.4	30:33.728
27	A	1:04.992	25.596	18.077	21.319	108.2	31:38.720
28	A	1:05.227	25.757	18.236	21.234	107.8	32:43.947
29	A	1:05.674	25.909	18.370	21.395	107.1	33:49.621
30	A	1:05.535	25.735	18.353	21.447	107.3	34:55.156
31	A	1:06.237	25.758	18.647	21.832	106.1	36:01.393
32	A	1:06.175	26.254	18.269	21.652	106.2	37:07.568
33	A	1:06.267	26.254	18.721	21.292	106.1	38:13.835
34	A	1:06.236	25.858	18.736	21.642	106.1	39:20.071
35	A	1:05.527	25.660	18.368	21.499	107.3	40:25.598
36	A	1:06.058	25.937	18.473	21.648	106.4	41:31.656
37	A	1:05.896	25.911	18.442	21.543	106.7	42:37.552
38	A	1:28.462	28.513	28.390	31.559	79.5	44:06.014
39	A	2:18.141	34.189	36.724	1:07.228	50.9	46:24.155
40	A	2:25.854	55.436	40.219	50.199	48.2	48:50.009

9		Pierre GASLY		FRA			
		Renault e.dams		Renault Z.E. 16			
1	A	1:57.249	1:15.059	19.070	23.120	60.0	1:57.249
2	A	1:08.437	27.445	19.089	21.903	102.7	3:05.686
3	A	1:06.782	26.253	18.496	22.033	105.3	4:12.468
4	A	1:06.802	26.506	18.536	21.760	105.2	5:19.270
5	A	1:10.300	27.622	19.124	23.554	100.0	6:29.570
6	A	1:06.994	26.602	18.588	21.804	104.9	7:36.564
7	A	1:06.308	26.194	18.536	21.578	106.0	8:42.872
8	A	1:06.064	25.998	18.558	21.508	106.4	9:48.936
9	A	1:05.698	26.031	18.337	21.330	107.0	10:54.634
10	A	1:06.159	26.294	18.451	21.414	106.3	12:00.793
11	A	1:06.436	26.048	18.610	21.778	105.8	13:07.229
12	A	1:06.469	26.422	18.558	21.489	105.8	14:13.698
13	A	1:05.865	25.935	18.444	21.486	106.7	15:19.563
14	A	1:06.247	25.969	18.606	21.672	106.1	16:25.810
15	A	1:06.051	26.005	18.605	21.441	106.4	17:31.861
16	A	1:08.317	25.878	18.571	23.868	102.9	18:40.178
17	A	1:06.540	26.385	18.599	21.556	105.7	19:46.718
18	A	1:06.449	25.806	18.489	22.154	105.8	20:53.167
19	A	1:05.589	25.792	18.252	21.545	107.2	21:58.756
20	A	1:06.091	25.839	18.441	21.811	106.4	23:04.847
21	A	1:06.981	26.702	18.491	21.788	105.0	24:11.828
22	B	1:52.435	25.747	18.135	1:08.553	62.5	26:04.263
23	B	1:08.574	28.505	18.328	21.741	102.5	27:12.837
24	B	1:06.927	26.282	18.736	21.909	105.1	28:19.764
25	B	1:07.554	26.644	18.518	22.392	104.1	29:27.318
26	B	1:05.740	26.208	18.036	21.496	106.9	30:33.058
27	B	1:05.208	25.751	18.226	21.231	107.8	31:38.266
28	B	1:04.960	25.518	18.174	21.268	108.2	32:43.226
29	B	1:05.286	25.636	18.278	21.372	107.7	33:48.512
30	B	1:05.550	25.859	18.269	21.422	107.3	34:54.062
31	B	1:06.240	26.026	18.518	21.696	106.1	36:00.302
32	B	1:05.329	25.790	18.238	21.301	107.6	37:05.631
33	B	1:05.261	25.626	18.289	21.346	107.7	38:10.892
34	B	1:05.806	25.804	18.482	21.520	106.8	39:16.698
35	B	1:05.083	25.680	18.130	21.273	108.0	40:21.781
36	B	1:05.107	25.559	18.224	21.324	108.0	41:26.888
37	B	1:05.671	25.759	18.353	21.559	107.1	42:32.559
38	B	1:28.888	26.048	29.110	33.730	79.1	44:01.447
39	B	2:20.087	32.261	40.594	1:07.232	50.2	46:21.534
40	B	2:25.399	55.575	39.766	50.058	48.4	48:46.933
41	B	1:39.155	46.650	23.892	28.613	70.9	50:26.088
42	B	1:05.818	26.319	18.238	21.261	106.8	51:31.906
43	B	1:06.690	26.450	18.436	21.804	105.4	52:38.596

11		Lucas DI GRASSI		BRA			
		ABT Schaeffler Audi Sport		ABT Schaeffler FE02			
1	B	1:53.104	1:11.588	19.211	22.305	62.2	1:53.104
2	B	1:07.088	26.398	18.612	22.078	104.8	3:00.192
3	B	1:07.335	26.292	18.938	22.105	104.4	4:07.527
4	B	1:07.712	26.465	19.249	21.998	103.8	5:15.239
5	B	1:07.100	26.951	18.543	21.606	104.8	6:22.339



FIA Formula E Championship

Round 9 - New York City ePrix

Race 1

Analysis

Official Timekeeper TAGHeuer

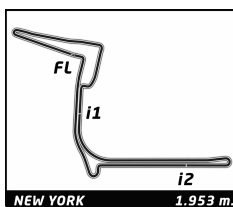
■ Personal Best
 ■ Session Best
 ■ B Crossing the finish line in pit lane

Lap	C	Time	Sector 1	Sector 2	Sector 3	Kph	Elapsed	Lap	Time	Sector 1	Sector 2	Sector 3	Kph	Elapsed	
6	B	1:06.298	26.221	18.398	21.679	106.0	7:28.637	17	A	1:05.851	25.924	18.239	21.688	106.8	19:35.600
7	B	1:06.089	26.158	18.352	21.579	106.4	8:34.726	18	A	1:06.164	26.225	18.342	21.597	106.3	20:41.764
8	B	1:06.347	26.135	18.518	21.694	106.0	9:41.073	19	A	1:06.331	26.207	18.387	21.737	106.0	21:48.095
9	B	1:05.917	25.963	18.382	21.572	106.7	10:46.990	20	A	1:07.990	26.885	18.722	22.383	103.4	22:56.085
10	B	1:06.019	26.151	18.397	21.471	106.5	11:53.009	21	B	1:53.420 B	26.211	18.447	1:08.762	62.0	24:49.505
11	B	1:05.866	26.072	18.318	21.476	106.7	12:58.875	22	B	1:06.326	27.065	18.178	21.083	106.0	25:55.831
12	B	1:05.834	26.012	18.403	21.419	106.8	14:04.709	23	B	1:06.070	26.133	18.473	21.464	106.4	27:01.901
13	B	1:06.157	26.233	18.369	21.555	106.3	15:10.866	24	B	1:05.933	26.258	18.316	21.359	106.6	28:07.834
14	B	1:06.274	26.119	18.307	21.848	106.1	16:17.140	25	B	1:05.909	26.217	18.364	21.328	106.7	29:13.743
15	B	1:06.102	26.079	18.498	21.525	106.4	17:23.242	26	B	1:05.305	25.845	18.191	21.269	107.7	30:19.048
16	B	1:05.647	25.952	18.294	21.401	107.1	18:28.889	27	B	1:05.278	25.791	18.129	21.358	107.7	31:24.326
17	B	1:06.227	25.903	18.809	21.515	106.2	19:35.116	28	B	1:05.188	25.830	18.071	21.287	107.9	32:29.514
18	B	1:05.823	25.919	18.342	21.562	106.8	20:40.939	29	B	1:05.411	25.813	18.202	21.396	107.5	33:34.925
19	B	1:06.543	26.115	18.296	22.132	105.7	21:47.482	30	B	1:05.247	25.758	18.152	21.337	107.8	34:40.172
20	B	1:07.716	27.131	18.726	21.859	103.8	22:55.198	31	B	1:05.078	25.767	18.126	21.185	108.0	35:45.250
21	B	1:05.996	26.031	18.413	21.552	106.5	24:01.194	32	B	1:05.193	25.869	18.194	21.130	107.8	36:50.443
22	A	1:53.210 B	26.038	18.431	1:08.741	62.1	25:54.404	33	B	1:09.488	25.825	18.573	25.090	101.2	37:59.931
23	A	1:08.155	28.281	18.446	21.428	103.2	27:02.559	34	B	2:06.741 B	26.824	19.349	1:20.568	55.5	40:06.672
24	A	1:05.805	26.177	18.276	21.352	106.8	28:08.364	35	B	1:38.353	31.991	38.319	28.043	71.5	41:45.025
25	A	1:05.903	26.118	18.384	21.401	106.7	29:14.267	36	B	1:35.037	31.940	28.529	34.568	74.0	43:20.062
26	A	1:05.346	25.992	18.094	21.260	107.6	30:19.613	37	B	1:34.083	37.377	27.641	29.065	74.7	44:54.145
27	A	1:05.340	25.917	18.058	21.365	107.6	31:24.953	38	B	1:37.280	29.748	21.248	46.284	72.3	46:31.425
28	A	1:05.179	25.587	18.224	21.368	107.9	32:30.132	39	B	2:24.786	56.036	40.267	48.483	48.6	48:56.211
29	A	1:05.380	25.849	18.154	21.377	107.5	33:35.512	40	B	1:46.407	46.181	25.078	35.148	66.1	50:42.618
30	A	1:05.188	25.637	18.113	21.438	107.9	34:40.700	41	B	1:09.302	26.989	20.600	21.713	101.5	51:51.920
31	A	1:05.112	25.752	18.131	21.229	108.0	35:45.812	42	B	1:04.557	25.449	18.085	21.023	108.9	52:56.477
32	A	1:05.205	26.082	17.976	21.147	107.8	36:51.017								
33	A	1:05.583	25.718	18.250	21.615	107.2	37:56.600								
34	A	1:04.658	25.511	17.954	21.193	108.7	39:01.258								
35	A	1:04.934	25.516	18.059	21.359	108.3	40:06.192								
36	A	1:05.101	25.608	18.185	21.308	108.0	41:11.293								
37	A	1:05.167	25.663	18.086	21.418	107.9	42:16.460								
38	A	1:14.517	25.746	19.411	29.360	94.4	43:30.977								
39	A	2:44.313	43.554	54.187	1:06.572	42.8	46:15.290								
40	A	2:26.271	54.972	41.535	49.764	48.1	48:41.561								
41	A	1:41.414	47.600	25.254	28.560	69.3	50:22.975								
42	A	1:05.845	26.238	18.270	21.337	106.8	51:28.820								
43	A	1:06.610	26.907	18.326	21.377	105.6	52:35.430								

19		Felix ROSENQVIST					SWE
		Mahindra Racing					Mahindra M3Electro
1	A	1:53.867	1:12.539	19.257	22.071	61.7	1:53.867
2	A	1:06.773	26.310	18.592	21.871	105.3	3:00.640
3	A	1:07.306	26.299	18.861	22.146	104.5	4:07.946
4	A	1:07.723	26.484	18.953	22.286	103.8	5:15.669
5	A	1:08.111	27.691	18.720	21.700	103.2	6:23.780
6	A	1:06.672	26.121	18.414	22.137	105.5	7:30.452
7	A	1:05.868	25.938	18.359	21.571	106.7	8:36.320
8	A	1:06.005	25.986	18.553	21.466	106.5	9:42.325
9	A	1:05.497	25.958	18.285	21.254	107.3	10:47.822
10	A	1:05.732	26.010	18.325	21.397	107.0	11:53.554
11	A	1:05.886	26.207	18.368	21.311	106.7	12:59.440
12	A	1:06.442	26.146	18.409	21.887	105.8	14:05.882
13	A	1:05.730	26.205	18.270	21.255	107.0	15:11.612
14	A	1:06.023	25.966	18.329	21.728	106.5	16:17.635
15	A	1:06.327	26.211	18.467	21.649	106.0	17:23.962
16	A	1:05.787	25.913	18.401	21.473	106.9	18:29.749

20		Mitch EVANS					NZL
		Panasonic Jaguar Racing					Jaguar I-Type 1
1	B	10:10.094 B	1:48.636	59.086	7:22.372	11.5	10:10.094
2	B	1:26.678	37.265	24.589	24.824	81.1	11:36.772
3	B	1:09.806	28.349	19.976	21.481	100.7	12:46.578
4	B	1:04.681	25.309	18.321	21.051	108.7	13:51.259
5	B	1:04.710	25.553	18.159	20.998	108.7	14:55.969
6	B	12:29.354 B	27.371	19.295	...	9.4	27:25.323
7	B	1:21.259	34.155	22.088	25.016	86.5	28:46.582
8	B	1:14.861	30.096	22.704	22.061	93.9	30:01.443
9	B	1:08.796	25.519	17.995	25.282	102.2	31:10.239
10	B	1:48.543	26.448	26.321	55.774	64.8	32:58.782
11	B	1:13.944	25.807	21.236	26.901	95.1	34:12.726
12	B	1:16.027	28.937	24.759	22.331	92.5	35:28.753
13	B	1:04.908	25.434	18.471	21.003	108.3	36:33.661
14	B	5:14.591 B	25.642	18.559	4:30.390	22.3	41:48.252
15	B	8:04.559 B	32.280	21.482	7:10.797	14.5	49:52.811
16	B	1:17.736	32.917	22.203	22.616	90.4	51:10.547
17	B	1:09.285	27.918	19.784	21.583	101.5	52:19.832
18	B	1:04.828	25.560	18.368	20.900	108.5	53:24.660

23		Nick HEIDFELD					DEU
		Mahindra Racing					Mahindra M3Electro
1	A	1:47.693	1:06.929	18.935	21.829	65.3	1:47.693
2	A	1:07.236	26.639	18.929	21.668	104.6	2:54.929
3	A	1:06.712	26.458	18.571	21.683	105.4	4:01.641
4	A	1:06.845	26.516	18.702	21.627	105.2	5:08.486
5	A	1:06.864	26.824	18.625	21.415	105.2	6:15.350
6	A	1:05.914	26.213	18.503	21.198	106.7	7:21.264
7	A	1:06.114	26.158	18.565	21.391	106.3	8:27.378



FIA Formula E Championship

Round 9 - New York City ePrix

Race 1

Analysis

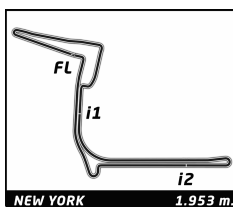
Official Timekeeper TAG Heuer

■ Personal Best ■ Session Best ■ Crossing the finish line in pit lane

Lap	C	Time	Sector 1	Sector 2	Sector 3	Kph	Elapsed	Lap	Time	Sector 1	Sector 2	Sector 3	Kph	Elapsed	
8	A	1:06.059	26.123	18.526	21.410	106.4	9:33.437	27	B	1:04.920	25.558	18.097	21.265	108.3	31:13.882
9	A	1:06.738	26.275	18.857	21.606	105.3	10:40.175	28	B	1:05.125	25.601	18.193	21.331	108.0	32:19.007
10	A	1:05.735	25.984	18.565	21.186	107.0	11:45.910	29	B	1:05.074	25.547	18.212	21.315	108.0	33:24.081
11	A	1:06.665	26.541	18.788	21.336	105.5	12:52.575	30	B	1:04.968	25.541	18.150	21.277	108.2	34:29.049
12	A	1:05.372	25.827	18.318	21.227	107.6	13:57.947	31	B	1:05.038	25.550	18.154	21.334	108.1	35:34.087
13	A	1:06.152	26.220	18.495	21.437	106.3	15:04.099	32	B	1:05.135	25.614	18.187	21.334	107.9	36:39.222
14	A	1:06.286	26.194	18.535	21.557	106.1	16:10.385	33	B	1:05.305	25.544	18.367	21.394	107.7	37:44.527
15	A	1:06.963	26.385	18.818	21.760	105.0	17:17.348	34	B	1:05.549	25.728	18.235	21.586	107.3	38:50.076
16	A	1:06.108	26.143	18.488	21.477	106.4	18:23.456	35	B	1:05.207	25.639	18.229	21.339	107.8	39:55.283
17	A	1:06.201	26.150	18.423	21.628	106.2	19:29.657	36	B	1:05.381	25.566	18.509	21.306	107.5	41:00.664
18	A	1:07.839	26.326	19.246	22.267	103.6	20:37.496	37	B	1:05.189	25.504	18.250	21.435	107.9	42:05.853
19	A	1:06.116	26.264	18.354	21.498	106.3	21:43.612	38	B	1:17.678	25.757	18.334	33.587	90.5	43:23.531
20	A	1:06.655	26.401	18.558	21.696	105.5	22:50.267	39	B	2:48.340	48.066	54.113	1:06.161	41.8	46:11.871
21	A	1:07.207	26.660	18.774	21.773	104.6	23:57.474	40	B	2:26.598	55.895	40.324	50.379	48.0	48:38.469
22	B	1:57.566	26.878	18.974	1:11.714	59.8	25:55.040	41	B	1:42.474	48.015	24.757	29.702	68.6	50:20.943
23	B	1:08.171	28.487	18.347	21.337	103.1	27:03.211	42	B	1:04.864	25.715	18.147	21.002	108.4	51:25.807
24	B	1:05.905	26.132	18.344	21.429	106.7	28:09.116	43	B	1:04.822	25.342	18.524	20.956	108.5	52:30.629
25	B	1:05.784	26.070	18.374	21.340	106.9	29:14.900								
26	B	1:05.617	26.167	18.403	21.047	107.1	30:20.517								
27	B	1:05.054	25.725	18.148	21.181	108.1	31:25.571								
28	B	1:05.209	25.780	18.269	21.160	107.8	32:30.780								
29	B	1:05.161	25.715	18.098	21.348	107.9	33:35.941								
30	B	1:05.185	25.822	18.179	21.184	107.9	34:41.126								
31	B	1:05.063	25.893	18.125	21.045	108.1	35:46.189								
32	B	1:05.377	26.203	18.037	21.137	107.5	36:51.566								
33	B	1:05.672	25.927	17.957	21.788	107.1	37:57.238								
34	B	1:04.811	25.700	18.120	20.991	108.5	39:02.049								
35	B	1:05.892	25.642	18.757	21.493	106.7	40:07.941								

25		Jean-Eric VERGNE		FRA			
		TECHEETAH		Renault Z.E. 16			
1	A	1:46.856	1:06.181	18.836	21.839	65.8	1:46.856
2	A	1:07.171	26.609	18.726	21.836	104.7	2:54.027
3	A	1:06.812	26.603	18.566	21.643	105.2	4:00.839
4	A	1:06.873	26.535	18.575	21.763	105.1	5:07.712
5	A	1:06.718	26.865	18.444	21.409	105.4	6:14.430
6	A	1:05.855	25.988	18.410	21.457	106.8	7:20.285
7	A	1:06.349	26.330	18.484	21.535	106.0	8:26.634
8	A	1:06.266	26.272	18.401	21.593	106.1	9:32.900
9	A	1:07.916	26.315	19.389	22.212	103.5	10:40.816
10	A	1:06.059	26.245	18.440	21.374	106.4	11:46.875
11	A	1:06.213	26.322	18.620	21.271	106.2	12:53.088
12	A	1:05.788	26.021	18.296	21.471	106.9	13:58.876
13	A	1:05.807	26.131	18.216	21.460	106.8	15:04.683
14	A	1:06.406	26.607	18.446	21.353	105.9	16:11.089
15	A	1:06.905	26.199	18.553	22.153	105.1	17:17.994
16	A	1:06.438	26.219	18.539	21.680	105.8	18:24.432
17	A	1:06.017	26.307	18.215	21.495	106.5	19:30.449
18	A	1:06.461	26.125	18.397	21.939	105.8	20:36.910
19	A	1:05.548	25.881	18.236	21.431	107.3	21:42.458
20	A	1:05.805	26.234	18.260	21.311	106.8	22:48.263
21	B	1:52.823	25.810	18.438	1:08.575	62.3	24:41.086
22	B	1:07.075	27.668	18.138	21.269	104.8	25:48.161
23	B	1:05.392	25.665	18.282	21.445	107.5	26:53.553
24	B	1:04.991	25.507	18.171	21.313	108.2	27:58.544
25	B	1:05.260	25.765	18.191	21.304	107.7	29:03.804
26	B	1:05.158	25.519	18.293	21.346	107.9	30:08.962

27		Robin FRIJNS		NLD			
		Andretti Formula E		Andretti ATEC-02			
1	A	1:56.493	1:14.402	19.404	22.687	60.4	1:56.493
2	A	1:07.501	27.194	18.757	21.550	104.2	3:03.994
3	A	1:06.481	25.829	18.777	21.875	105.8	4:10.475
4	A	1:07.515	26.810	18.789	21.916	104.1	5:17.990
5	A	1:08.305	27.358	19.501	21.446	102.9	6:26.295
6	A	1:06.634	26.150	18.774	21.710	105.5	7:32.929
7	A	1:06.370	26.282	18.685	21.403	105.9	8:39.299
8	A	1:05.993	26.083	18.576	21.334	106.5	9:45.292
9	A	1:05.686	26.000	18.518	21.168	107.0	10:50.978
10	A	1:05.649	25.919	18.494	21.236	107.1	11:56.627
11	A	1:05.658	25.919	18.334	21.405	107.1	13:02.285
12	A	1:06.089	25.961	18.639	21.489	106.4	14:08.374
13	A	1:07.818	27.197	18.789	21.832	103.7	15:16.192
14	A	1:06.154	26.199	18.541	21.414	106.3	16:22.346
15	A	1:06.390	26.051	18.706	21.633	105.9	17:28.736
16	A	1:06.773	25.923	18.617	22.233	105.3	18:35.509
17	A	1:06.758	26.092	18.833	21.833	105.3	19:42.267
18	A	1:06.957	26.149	18.803	22.005	105.0	20:49.224
19	A	1:06.873	26.228	18.719	21.926	105.1	21:56.097
20	A	1:08.402	26.366	18.835	23.201	102.8	23:04.499
21	A	1:08.165	26.554	19.383	22.228	103.1	24:12.664
22	B	1:56.078	26.560	19.397	1:10.121	60.6	26:08.742
23	B	1:07.483	27.647	18.481	21.355	104.2	27:16.225
24	B	1:06.348	26.143	18.552	21.653	106.0	28:22.573
25	B	1:06.017	25.859	18.551	21.607	106.5	29:28.590
26	B	1:06.580	26.139	18.385	22.056	105.6	30:35.170
27	B	1:05.690	26.164	18.345	21.181	107.0	31:40.860
28	B	1:05.210	25.578	18.260	21.372	107.8	32:46.070
29	B	1:05.662	25.746	18.455	21.461	107.1	33:51.732
30	B	1:05.517	25.777	18.549	21.191	107.3	34:57.249
31	B	1:05.570	25.686	18.475	21.409	107.2	36:02.819
32	B	1:05.501	25.878	18.323	21.300	107.3	37:08.320
33	B	1:06.560	25.946	18.653	21.961	105.6	38:14.880
34	B	1:06.129	26.168	18.582	21.379	106.3	39:21.009
35	B	1:05.374	25.720	18.448	21.206	107.5	40:26.383
36	B	1:05.803	25.868	18.458	21.477	106.8	41:32.186
37	B	1:06.084	25.918	18.834	21.332	106.4	42:38.270



FIA Formula E Championship

Round 9 - New York City ePrix

Race 1

Analysis

Official Timekeeper TAGHeuer

■ Personal Best
 ■ Session Best
 ■ B Crossing the finish line in pit lane

Lap	C	Time	Sector 1	Sector 2	Sector 3	Kph	Elapsed	Lap	Time	Sector 1	Sector 2	Sector 3	Kph	Elapsed	
38	B	1:28.403	28.730	28.316	31.357	79.5	44:06.673	3	B	1:07.483	26.572	19.165	21.746	104.2	4:05.969
39	B	2:18.977	34.761	36.499	1:07.717	50.6	46:25.650	4	B	1:06.123	26.020	18.543	21.560	106.3	5:12.092
40	B	2:25.780	56.144	38.871	50.765	48.2	48:51.430	5	B	1:06.495	26.236	18.529	21.730	105.7	6:18.587
41	B	1:36.553	45.559	23.729	27.265	72.8	50:27.983	6	B	1:06.404	26.236	18.513	21.655	105.9	7:24.991
42	B	1:05.673	26.095	18.505	21.073	107.1	51:33.656	7	B	1:06.410	26.233	18.497	21.680	105.9	8:31.401
43	B	1:06.638	26.706	18.300	21.632	105.5	52:40.294	8	B	1:06.115	26.101	18.552	21.462	106.3	9:37.516

28 **Antonio Felix DA COSTA** PRT
 Andretti Formula E Andretti ATEC-02

1	B	1:55.390	1:13.436	19.677	22.277	60.9	1:55.390
2	B	1:07.564	26.686	18.980	21.898	104.1	3:02.954
3	B	1:06.616	26.263	18.546	21.807	105.5	4:09.570
4	B	1:07.805	27.240	18.470	22.095	103.7	5:17.375
5	B	1:08.069	27.539	18.838	21.692	103.3	6:25.444
6	B	1:06.936	26.417	18.454	22.065	105.0	7:32.380
7	B	1:06.292	26.188	18.475	21.629	106.1	8:38.672
8	B	1:06.030	25.988	18.492	21.550	106.5	9:44.702
9	B	1:05.588	25.866	18.302	21.420	107.2	10:50.290
10	B	1:05.602	25.902	18.441	21.259	107.2	11:55.892
11	B	1:05.801	25.876	18.315	21.610	106.8	13:01.693
12	B	1:05.984	25.890	18.587	21.507	106.6	14:07.677
13	B	1:07.340	27.427	18.496	21.417	104.4	15:15.017
14	B	1:05.356	25.821	18.366	21.169	107.6	16:20.373
15	B	1:05.778	25.742	18.433	21.603	106.9	17:26.151
16	B	1:07.027	26.567	18.345	22.115	104.9	18:33.178
17	B	1:10.203	26.215	21.122	22.866	100.1	19:43.381
18	A	1:56.470	B		1:09.680	60.4	21:39.851
19	A	1:07.064	27.361	18.357	21.346	104.8	22:46.915
20	A	1:05.742	25.717	18.405	21.620	106.9	23:52.657
21	A	1:05.606	25.864	18.338	21.404	107.2	24:58.263
22	A	1:06.921	26.269	18.421	22.231	105.1	26:05.184
23	A	1:06.790	26.043	18.655	22.092	105.3	27:11.974
24	A	1:06.893	26.212	18.679	22.002	105.1	28:18.867
25	A	1:08.027	26.479	18.753	22.795	103.4	29:26.894
26	A	1:07.855	26.257	18.899	22.699	103.6	30:34.749
27	A	1:07.254	26.013	19.246	21.995	104.5	31:42.003
28	A	1:06.892	26.297	18.661	21.934	105.1	32:48.895
29	A	1:07.529	26.076	19.356	22.097	104.1	33:56.424
30	A	1:06.886	26.136	18.779	21.971	105.1	35:03.310
31	A	1:06.776	26.281	18.707	21.788	105.3	36:10.086
32	A	1:07.393	26.181	18.792	22.420	104.3	37:17.479
33	A	1:06.988	26.028	18.953	22.007	105.0	38:24.467
34	A	1:07.381	26.178	18.957	22.246	104.3	39:31.848
35	A	1:07.123	26.439	18.542	22.142	104.7	40:38.971
36	A	1:07.576	26.081	18.787	22.708	104.0	41:46.547
37	A	1:07.537	26.512	18.901	22.124	104.1	42:54.084
38	A	1:21.609	33.680	20.432	27.497	86.2	44:15.693
39	A	2:14.562	33.312	33.540	1:07.710	52.2	46:30.255
40	A	2:24.319	55.125	39.666	49.528	48.7	48:54.574
41	A	1:35.311	45.429	23.904	25.978	73.8	50:29.885
42	A	1:05.637	26.132	18.400	21.105	107.1	51:35.522
43	A	1:07.094	26.797	18.763	21.534	104.8	52:42.616

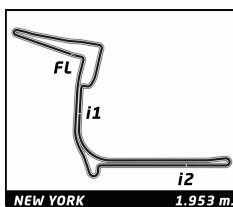
33 **Stéphane SARRAZIN** FRA
 TECHEETAH Renault Z.E. 16

1	B	1:50.940	1:10.533	18.715	21.692	63.4	1:50.940
2	B	1:07.546	26.696	19.008	21.842	104.1	2:58.486

9	B	1:06.458	26.100	18.507	21.851	105.8	10:43.974	
10	B	1:06.715	26.536	18.457	21.722	105.4	11:50.689	
11	B	1:06.256	26.082	18.556	21.618	106.1	12:56.945	
12	B	1:06.298	26.102	18.603	21.593	106.0	14:03.243	
13	B	1:05.735	26.115	18.354	21.266	107.0	15:08.978	
14	B	1:05.433	25.947	18.318	21.168	107.5	16:14.411	
15	B	1:05.558	25.892	18.430	21.236	107.2	17:19.969	
16	B	1:06.020	25.900	18.541	21.579	106.5	18:25.989	
17	B	1:06.312	26.170	18.479	21.663	106.0	19:32.301	
18	B	1:06.591	25.985	18.640	21.966	105.6	20:38.892	
19	B	1:07.175	26.829	18.707	21.639	104.7	21:46.067	
20	B	1:06.065	26.133	18.500	21.432	106.4	22:52.132	
21	A	1:53.186	B	26.180	18.628	1:08.378	62.1	24:45.318
22	A	1:06.759	27.343	18.296	21.120	105.3	25:52.077	
23	A	1:05.432	25.699	18.358	21.375	107.5	26:57.509	
24	A	1:05.772	25.961	18.473	21.338	106.9	28:03.281	
25	A	1:05.923	25.925	18.614	21.384	106.7	29:09.204	
26	A	1:05.509	25.706	18.468	21.335	107.3	30:14.713	
27	A	1:05.317	25.732	18.368	21.217	107.6	31:20.030	
28	A	1:05.402	25.807	18.440	21.155	107.5	32:25.432	
29	A	1:05.202	25.634	18.355	21.213	107.8	33:30.634	
30	A	1:05.385	25.609	18.454	21.322	107.5	34:36.019	
31	A	1:05.360	25.643	18.442	21.275	107.6	35:41.379	
32	A	1:05.245	25.643	18.333	21.269	107.8	36:46.624	
33	A	1:05.132	25.634	18.310	21.188	107.9	37:51.756	
34	A	1:05.552	25.726	18.424	21.402	107.3	38:57.308	
35	A	1:05.227	25.636	18.157	21.434	107.8	40:02.535	
36	A	1:05.175	25.547	18.372	21.256	107.9	41:07.710	
37	A	1:05.446	25.685	18.332	21.429	107.4	42:13.156	
38	A	1:15.276	25.750	18.468	31.058	93.4	43:28.432	
39	A	2:45.980	45.113	54.402	1:06.465	42.4	46:14.412	
40	A	2:25.936	54.984	40.853	50.099	48.2	48:40.348	
41	A	1:41.880	47.775	24.801	29.304	69.0	50:22.228	
42	A	1:05.656	25.942	18.452	21.262	107.1	51:27.884	
43	A	1:05.783	25.896	18.514	21.373	106.9	52:33.667	

37 **Alex LYNN** GBR
 DS Virgin Racing DS Virgin DSV-02

1	B	1:45.860	1:05.086	18.959	21.815	66.4	1:45.860
2	B	1:07.331	26.574	18.919	21.838	104.4	2:53.191
3	B	1:06.725	26.386	18.834	21.505	105.4	3:59.916
4	B	1:06.720	26.469	18.610	21.641	105.4	5:06.636
5	B	1:06.571	26.914	18.384	21.273	105.6	6:13.207
6	B	1:06.009	25.958	18.639	21.412	106.5	7:19.216
7	B	1:06.244	26.253	18.648	21.343	106.1	8:25.460
8	B	1:06.286	26.282	18.547	21.457	106.1	9:31.746
9	B	1:06.901	26.193	18.639	22.069	105.1	10:38.647
10	B	1:06.407	26.368	18.652	21.387	105.9	11:45.054
11	B	1:06.571	26.742	18.488	21.341	105.6	12:51.625
12	B	1:05.573	25.861	18.472	21.240	107.2	13:57.198
13	B	1:06.226	26.336	18.565	21.325	106.2	15:03.424



FIA Formula E Championship

Round 9 - New York City ePrix

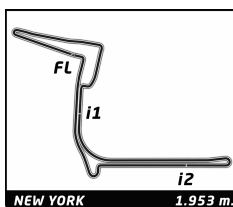
Race 1

Analysis

Official Timekeeper TAG Heuer

■ Personal Best ■ Session Best B Crossing the finish line in pit lane

Lap	C	Time	Sector 1	Sector 2	Sector 3	Kph	Elapsed	Lap	Time	Sector 1	Sector 2	Sector 3	Kph	Elapsed
14	B	1:06.418	26.284	18.449	21.685	105.9	16:09.842							
15	B	1:06.358	26.242	18.783	21.333	106.0	17:16.200							
16	B	1:07.775	26.772	18.668	22.335	103.7	18:23.975							
17	B	1:07.125	26.228	19.047	21.850	104.7	19:31.100							
18	B	1:07.412	26.230	19.116	22.066	104.3	20:38.512							
19	B	1:08.281	26.801	18.753	22.727	103.0	21:46.793							
20	A	1:54.857	B 27.398	18.895	1:08.564	61.2	23:41.650							
21	A	1:07.688	28.015	18.347	21.326	103.9	24:49.338							
22	A	1:05.694	26.091	18.330	21.273	107.0	25:55.032							
23	A	1:05.880	26.232	18.445	21.203	106.7	27:00.912							
47 Adam CARROLL GBR														
Panasonic Jaguar Racing								Jaguar I-Type 1						
1	A	1:54.669	1:13.022	19.139	22.508	61.3	1:54.669							
2	A	1:07.593	26.998	18.692	21.903	104.0	3:02.262							
3	A	1:06.947	26.319	18.564	22.064	105.0	4:09.209							
4	A	1:07.464	27.069	18.374	22.021	104.2	5:16.673							
5	A	1:08.291	27.871	18.635	21.785	103.0	6:24.964							
6	A	1:06.616	26.361	18.451	21.804	105.5	7:31.580							
7	A	1:06.154	26.448	18.349	21.357	106.3	8:37.734							
8	A	1:05.968	26.199	18.316	21.453	106.6	9:43.702							
9	A	1:05.758	26.194	18.229	21.335	106.9	10:49.460							
10	A	1:05.533	25.938	18.277	21.318	107.3	11:54.993							
11	A	1:06.045	26.001	18.579	21.465	106.5	13:01.038							
12	A	1:05.998	25.993	18.390	21.615	106.5	14:07.036							
13	A	1:06.710	27.124	18.368	21.218	105.4	15:13.746							
14	A	1:05.271	25.766	18.240	21.265	107.7	16:19.017							
15	A	1:06.392	26.124	18.354	21.914	105.9	17:25.409							
16	A	1:07.219	26.943	18.310	21.966	104.6	18:32.628							
17	A	1:09.007	26.373	20.955	21.679	101.9	19:41.635							
18	A	1:05.933	26.024	18.299	21.610	106.6	20:47.568							
19	A	1:06.348	26.080	18.473	21.795	106.0	21:53.916							
20	A	1:06.463	26.142	18.673	21.648	105.8	23:00.379							
21	B	1:55.968	B 26.371	19.098	1:10.499	60.6	24:56.347							
22	B	1:07.645	27.842	18.347	21.456	103.9	26:03.992							
23	B	1:06.165	26.040	18.510	21.615	106.3	27:10.157							
24	B	1:05.939	25.951	18.430	21.558	106.6	28:16.096							
25	B	1:06.329	26.084	18.530	21.715	106.0	29:22.425							
26	B	1:06.135	26.165	18.422	21.548	106.3	30:28.560							
27	B	1:05.994	26.163	18.357	21.474	106.5	31:34.554							
28	B	1:06.356	26.347	18.511	21.498	106.0	32:40.910							
29	B	1:05.900	25.987	18.337	21.576	106.7	33:46.810							
30	B	1:06.039	26.098	18.372	21.569	106.5	34:52.849							
31	B	1:08.195	26.400	19.443	22.352	103.1	36:01.044							
32	B	1:06.140	26.205	18.352	21.583	106.3	37:07.184							
33	B	1:07.233	26.301	19.056	21.876	104.6	38:14.417							
34	B	1:07.280	26.308	19.094	21.878	104.5	39:21.697							
35	B	1:06.127	26.252	18.471	21.404	106.3	40:27.824							
36	B	1:05.972	26.038	18.424	21.510	106.6	41:33.796							
37	B	1:06.151	26.027	18.493	21.631	106.3	42:39.947							
38	B	1:27.455	27.747	28.617	31.091	80.4	44:07.402							
39	B	2:19.838	36.017	35.413	1:08.408	50.3	46:27.240							
40	B	2:25.166	55.689	39.514	49.963	48.4	48:52.406							
41	B	1:36.195	45.443	23.699	27.053	73.1	50:28.601							
42	B	1:06.101	26.435	18.385	21.281	106.4	51:34.702							
43	B	1:06.646	26.441	18.808	21.397	105.5	52:41.348							
66 Daniel ABT DEU														
ABT Schaeffler Audi Sport								ABT Schaeffler FE02						
1	B	1:45.362	1:04.108	19.067	22.187	66.7	1:45.362							
2	B	1:07.037	26.248	18.836	21.953	104.9	2:52.399							
3	B	1:06.871	26.233	18.705	21.933	105.1	3:59.270							
4	B	1:06.737	26.268	18.539	21.930	105.4	5:06.007							
5	B	1:06.340	25.977	18.622	21.741	106.0	6:12.347							
6	B	1:06.363	26.055	18.522	21.786	105.9	7:18.710							
7	B	1:06.220	26.028	18.486	21.706	106.2	8:24.930							
8	B	1:06.232	25.939	18.504	21.789	106.2	9:31.162							
9	B	1:06.456	26.081	18.474	21.901	105.8	10:37.618							
10	B	1:06.362	26.334	18.432	21.596	105.9	11:43.980							
11	B	1:06.365	26.267	18.485	21.613	105.9	12:50.345							
12	B	1:05.825	25.930	18.339	21.556	106.8	13:56.170							
13	B	1:06.149	26.132	18.460	21.557	106.3	15:02.319							
14	B	1:06.671	26.302	18.519	21.850	105.5	16:08.990							
15	B	1:06.280	25.945	18.607	21.728	106.1	17:15.270							
16	B	1:07.546	27.150	18.409	21.987	104.1	18:22.816							
17	B	1:06.312	26.158	18.450	21.704	106.0	19:29.128							
18	B	1:06.459	26.079	18.465	21.915	105.8	20:35.587							
19	B	1:06.354	26.165	18.447	21.742	106.0	21:41.941							
20	B	1:07.407	26.196	19.184	22.027	104.3	22:49.348							
21	B	1:06.568	26.201	18.552	21.815	105.6	23:55.916							
22	A	1:53.542	B 26.284	18.567	1:08.691	61.9	25:49.458							
23	A	1:07.476	27.591	18.317	21.568	104.2	26:56.934							
24	A	1:05.671	25.791	18.320	21.560	107.1	28:02.605							
25	A	1:05.776	26.137	18.281	21.358	106.9	29:08.381							
26	A	1:05.343	25.692	18.303	21.348	107.6	30:13.724							
27	A	1:05.085	25.587	18.284	21.214	108.0	31:18.809							
28	A	1:05.015	25.593	18.231	21.191	108.1	32:23.824							
29	A	1:04.895	25.529	18.106	21.260	108.3	33:28.719							
30	A	1:04.956	25.593	18.125	21.238	108.2	34:33.675							
31	A	1:05.227	25.733	18.343	21.151	107.8	35:38.902							
32	A	1:05.116	25.601	18.210	21.305	108.0	36:44.018							
33	A	1:05.263	25.762	18.243	21.258	107.7	37:49.281							
34	A	1:05.319	25.700	18.245	21.374	107.6	38:54.600							
35	A	1:05.485	25.698	18.320	21.467	107.4	40:00.085							
36	A	1:05.352	25.648	18.258	21.446	107.6	41:05.437							
37	A	1:05.552	25.699	18.275	21.578	107.3	42:10.989							
38	A	1:16.293	25.725	18.383	32.185	92.2	43:27.282							
39	A	2:45.788	45.385	54.421	1:05.982	42.4	46:13.070							
40	A	2:26.562	55.534	40.795	50.233	48.0	48:39.632							
41	A	1:42.049	47.758	24.858	29.433	68.9	50:21.681							
42	A	1:05.392	25.970	18.143	21.279	107.5	51:27.073							
88 Oliver TURVEY GBR														
NEXTEV NIO								NextEV TCR Formula 002						
1	B	1:50.385	1:08.440	19.112	22.833	63.7	1:50.385							
2	B	1:07.754	26.839	18.839	22.076	103.8	2:58.139							
3	B	1:07.322	26.448	18.824	22.050	104.4	4:05.461							
4	B	1:06.179	26.087	18.585	21.507	106.2	5:11.640							
5	B	1:06.523	26.183	18.741	21.599	105.7	6:18.163							
6	B	1:06.344	26.083	18.764	21.497	106.0	7:24.507							
7	B	1:06.328	26.258	18.606	21.464	106.0	8:30.835							
8	B	1:06.214	26.183	18.463	21.568	106.2	9:37.049							
9	B	1:06.622	26.119	18.534	21.969	105.5	10:43.671							



FIA Formula E Championship

Round 9 - New York City ePrix

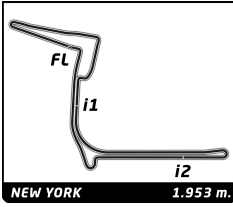
Race 1

Analysis

Official Timekeeper TAG Heuer

■ Personal Best
 ■ Session Best
 ■ B Crossing the finish line in pit lane

Lap	C	Time	Sector 1	Sector 2	Sector 3	Kph	Elapsed	Lap	Time	Sector 1	Sector 2	Sector 3	Kph	Elapsed
10	B	1:06.603	26.393	18.640	21.570	105.6	11:50.274							
11	B	1:06.232	26.169	18.599	21.464	106.2	12:56.506							
12	B	1:06.328	26.125	18.602	21.601	106.0	14:02.834							
13	B	1:06.787	26.014	18.534	22.239	105.3	15:09.621							
14	B	1:06.924	26.440	18.732	21.752	105.1	16:16.545							
15	B	1:08.177	26.249	19.596	22.332	103.1	17:24.722							
16	B	1:07.445	26.402	19.331	21.712	104.2	18:32.167							
17	B	1:07.068	26.281	19.158	21.629	104.8	19:39.235							
18	B	1:06.685	26.398	18.717	21.570	105.4	20:45.920							
19	B	1:06.347	26.166	18.631	21.550	106.0	21:52.267							
20	B	1:06.509	26.212	18.606	21.691	105.7	22:58.776							
21	A	1:54.748 B	26.287	19.095	1:09.366	61.3	24:53.524							
22	A	1:08.834	28.201	18.850	21.783	102.1	26:02.358							
23	A	1:06.157	26.073	18.528	21.556	106.3	27:08.515							
24	A	1:05.782	26.058	18.375	21.349	106.9	28:14.297							
25	A	1:05.715	25.822	18.529	21.364	107.0	29:20.012							
26	A	1:06.182	26.421	18.335	21.426	106.2	30:26.194							
27	A	1:05.677	25.921	18.378	21.378	107.1	31:31.871							
28	A	1:05.688	25.888	18.342	21.458	107.0	32:37.559							
29	A	1:05.939	26.006	18.480	21.453	106.6	33:43.498							
30	A	1:06.219	26.122	18.582	21.515	106.2	34:49.717							
31	A	1:05.748	25.962	18.510	21.276	106.9	35:55.465							
32	A	1:05.772	25.973	18.426	21.373	106.9	37:01.237							
33	A	1:06.164	26.063	18.480	21.621	106.3	38:07.401							
34	A	1:05.886	26.107	18.286	21.493	106.7	39:13.287							
35	A	1:06.308	26.136	18.601	21.571	106.0	40:19.595							
36	A	1:06.091	25.941	18.570	21.580	106.4	41:25.686							
37	A	1:06.280	26.162	18.478	21.640	106.1	42:31.966							
38	A	1:23.766	26.346	25.544	31.876	83.9	43:55.732							
39	A	2:23.954	31.664	44.584	1:07.706	48.8	46:19.686							
40	A	2:25.720	55.814	39.932	49.974	48.2	48:45.406							
41	A	1:40.252	47.462	23.797	28.993	70.1	50:25.658							
42	A	1:05.803	26.210	18.327	21.266	106.8	51:31.461							
43	A	1:06.766	26.423	18.657	21.686	105.3	52:38.227							



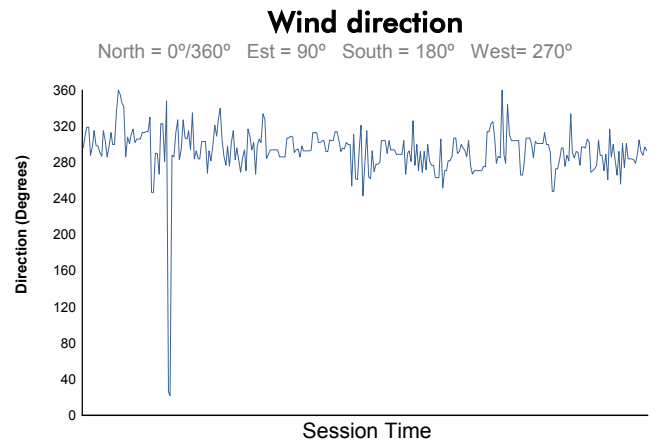
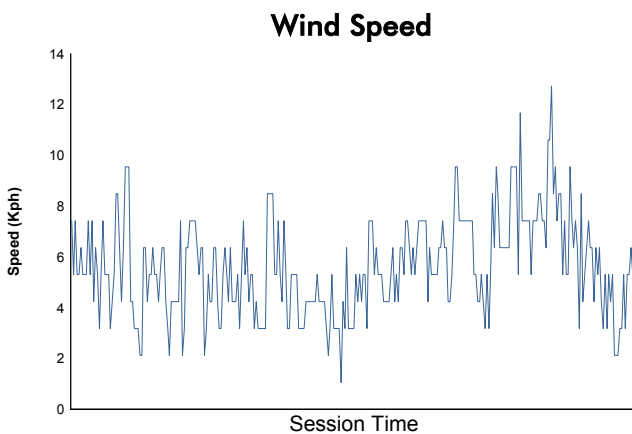
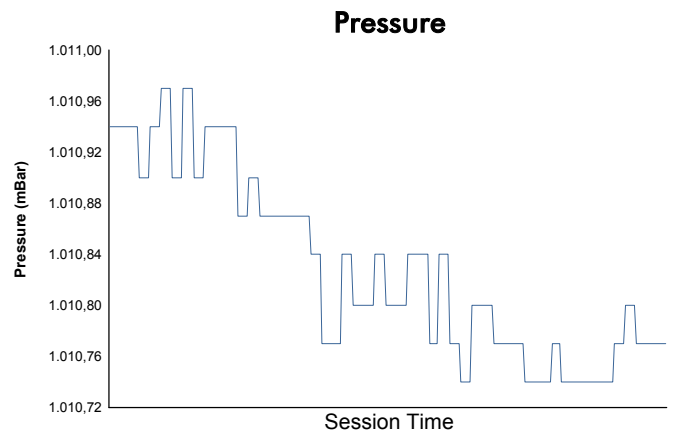
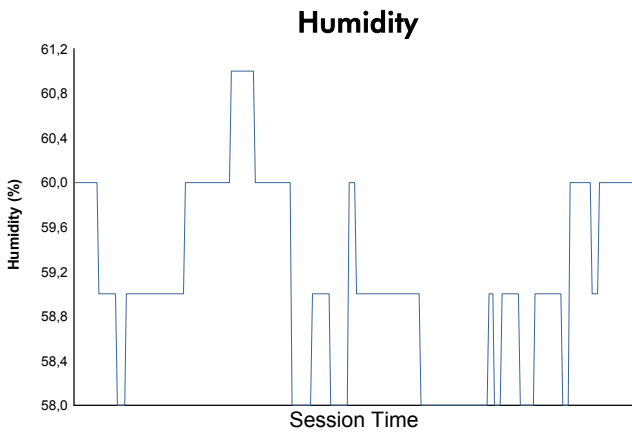
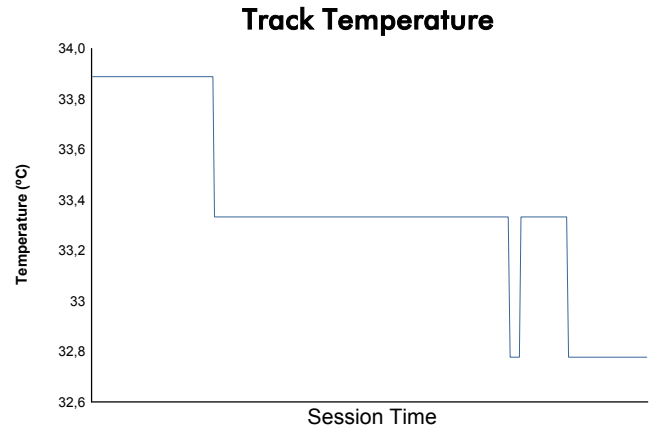
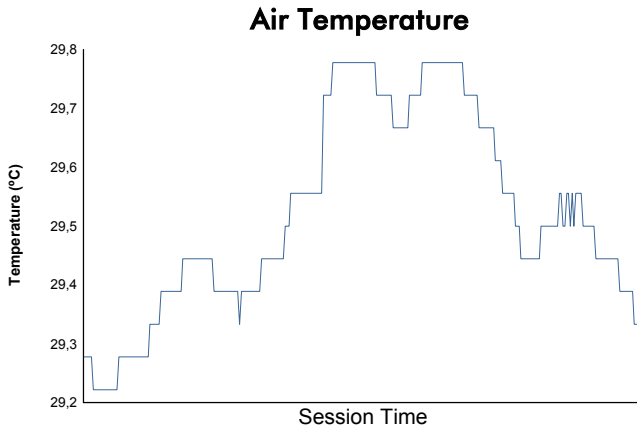
Round 9 - New York City ePrix

FIA Formula E Championship

Race 1

Weather Report

Official Timekeeper



Track Status: **DRY**