



# LADY REBELS



**THE RECORD BOOK**



# LADY REBEL HISTORY

@UNLV LADY REBELS

#StormTheCourt

#unlvwbb

UNLV has a long and impressive history of success over its 42 seasons of competition in women's basketball. The Lady Rebels hold an all-time record of 741-484, a winning percentage of (.605), and were the 50th team in NCAA history to reach 700 wins thanks to a 63-54 victory against Clemson on Dec. 19, 2013. UNLV has recorded eight trips to the NCAA Tournament and has received bids to nine WNIT Tournaments, including a championship runner-up finish in 2003-04.

The Lady Rebels began their first season in 1974-75, as **Barbara Quinn** coached the team to an 8-7 record in their inaugural campaign. **Dan Ayala** then took over at the helm of the squad, and to this day remains one of the most successful coaches in school history, leading the Lady Rebels to an amazing 109-23 record over his five seasons, including a 23-2 mark in 1977-78 and a 24-2 mark in 1978-79. His 1977-78 team also reached the AIAW Regional finals.

**Shelia Strike** coached the Lady Rebels starting in the 1980-81 season, and after two years was joined by **Jim Bolla** as co-head coach. The two led UNLV into its most successful seasons in the school's history, as the team won 22+ games in all five seasons that Bolla and Strike served as co-coaches. UNLV won the inaugural Big West Tournament in 1984, and followed with titles in 1985 and 1986. The Lady Rebels also advanced to the NCAA Tournament in all three years as well. UNLV saw **Misty Thomas** become the program's first two-time All-American, and she would become the first Lady Rebel to have her jersey retired.

When Strike stepped down after the 1987-88 season, Bolla stayed on and kept the Lady Rebels at the top of the women's basketball world. His first team finished 27-7 and advanced to the 1989 NCAA Sweet 16, the furthest a Lady Rebel team has ever advanced in the NCAA Tournament. His next team was the greatest ever at UNLV, as it was ranked as high as No. 2 in the nation during the season, the highest in school history. The 1989-90 squad finished with a 28-3 record, setting a school mark for wins in a season, and played in its fourth NCAA Tournament before being upset by Ole Miss. UNLV posted a 22-game win streak during the season and the Lady Rebels were ranked fifth in the final national polls, their highest finish ever. **Pauline Jordan** also earned her second All-American honor during the season and would become the second Lady Rebel to have her jersey retired. They also became the first women's basketball team at UNLV to be inducted into the school's Hall of Fame, in 2006.

Bolla led the Lady Rebels to the NCAAs twice more (1991, 1994) and to the Big West Championship in 1994 before stepping down after the 1995-96 season.

**LaDonna McClain** was hired prior to the 1996-97 season, but she stepped down after a year and a half with a 7-40 record. **Steve Corrado** finished out the season for UNLV, posting a 1-6 record over the last seven games of 1997-98.

Looking to return the Lady Rebels to national prominence, **Regina Miller** was brought in to take over the reigns of the program with the 1998-99 squad. Miller promptly turned the team around from a 4-23 record the previous year into a 17-11 mark in her first season, making them the most improved team in the nation that year. After her next team went 17-12, Miller brought the Lady Rebels back to the postseason with a trip to the WNIT in 2000-01, and took UNLV to its eighth NCAA appearance with an at-large bid to the 2002 NCAAs. The 2001-02 team was led by **Linda Fröhlich**, a three-time All-American and the 1998-99 National Freshman of the Year. The three-time Mountain West Player of the Year finished her four-year career as the all-time leading scorer at UNLV with 2,355 points, which ranks her 58th all-time in NCAA history as well, and became the third Lady Rebel to have her jersey retired.

UNLV again played in the WNIT in 2002-03, and then posted one of its best seasons in years with the following year's squad. The 2003-04 Lady Rebels finished with a 26-8 record while advancing to the champi-



*Linda Fröhlich became UNLV's all-time leading scorer (men's and women's) in 2001-02.*

onship game of the Postseason WNIT before falling to Creighton. UNLV finished with a program best 10-4 record in the MWC and saw three players named all-conference. **RanDee Henry** and **Sherry McCracklin** were also both WBCA/Kodak Honorable Mention All-Americans. The Lady Rebels played in the WNIT in both the 2004-05 and 2005-06 seasons, giving them a record six-straight postseason appearances.

**Kathy Olivier** (formerly **Kathy Ricks**, an Honorable Mention All-American in 1979-80) became the first Lady Rebel alumni to take over as coach when she was named the seventh full-time coach in team history following the end of the 2007-08 season. In her first year with the program she guided UNLV to the MW Tournament semifinals for the first time in four years, while her first recruit, **Jamie Smith**, became UNLV's first MW Freshman of the Year in 2008-09. Her fourth year saw the Lady Rebs return to the postseason with a WNIT berth thanks to a 22-10 record, while UNLV posted its first-ever two-two MW finish thanks to a 10-4 mark. **Réjane Vérin** is the most recent player to be named MW Freshman of the Year, in the 2012-13 season. The 2014-15 season saw two Lady Rebels receive first team All-Mountain West honors for the first time since the 2003-04 campaign.

In addition to Thomas, Jordan, Henry, McCracklin, Fröhlich and Ricks, other All-Americans in UNLV's history include **Belinda Candler**, **Teresa Willis**, **Janie Fincher**, **Constance Jinks**, and **Angela Christian**. Thomas was also a three-time academic All-American selection, while Fröhlich earned academic All-America honors once as well.

# RETIRED PLAYER JERSEYS




## No. 13 Linda Fröhlich

UNLV's all-time leading scorer (2,355) and rebounder (1,124), Linda Fröhlich (1998-2002) helped bring the Lady Rebels back to national prominence while leading them to a NCAA appearance in 2001-02. Named Mountain West Conference Player of the Year three times, national Freshman of the Year, and AP All-American her senior year. Her No. 13 jersey was retired in a ceremony held on Dec. 30, 2003.



## No. 4 Misty Thomas

The most prolific player in UNLV women's hardcourt history, Misty Thomas (1982-86) was a two-time All-America and three-time CoSIDA Academic All-American from 1982-86. Formerly the Lady Rebels' all-time leader in scoring and still in assists (658), Thomas led the Lady Rebels to three straight NCAA Tournament appearances. Her No. 4 jersey was retired in a ceremony held in March of 1986.



## No. 50 Pauline Jordan

A 1990 Naismith All-American, Pauline Jordan (1987-90) holds school records for blocks in a season and career, ranks fourth on the school's all-time scoring list, and is still among the NCAA all-time leaders in blocks and rebounds. Jordan led her team to a top-10 finish and three straight postseason appearances. She is a member of the UNLV Hall of Fame Class of 2000. Her jersey No. 50 was retired on Nov. 16, 1995.



# POSTSEASON HISTORY

## NCAA APPEARANCES (8)



- 1983-84**  
First Round #2 Long Beach State 78, #7 UNLV 58
- 1984-85**  
First Round #5 San Diego State 70, #4 UNLV 68
- 1985-86**  
Second Round #4 North Carolina 82, #5 UNLV 76\*
- 1988-89**  
First Round #6 UNLV 67, #11 Utah 53  
Second Round #6 UNLV 84, #3 Colorado 74  
Regional Semifinals #2 Texas 88, #6 UNLV 77
- 1989-90**  
Second Round #5 Mississippi 66, #4 UNLV 62\*
- 1990-91**  
First Round #8 UNLV 70, #9 Texas Tech 65  
Second Round #1 Georgia 86, #8 UNLV 62
- 1993-94**  
First Round #7 Montana 77, #10 UNLV 67
- 2001-02**  
First Round #6 Minnesota 71, #11 UNLV 54  
\* - UNLV received a bye into the second round

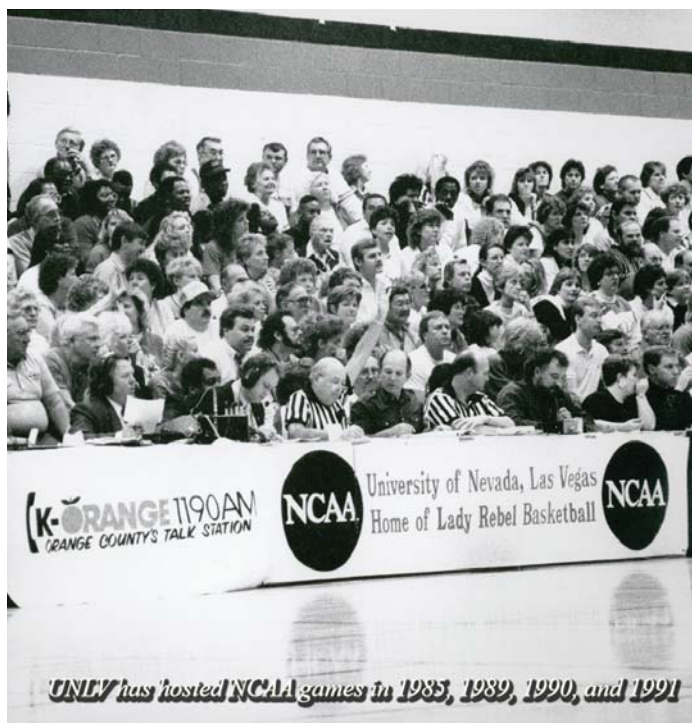
## WNIT APPEARANCES (9)



- 1975-76**  
UNLV 87, Indiana State 75  
Wayland Baptist 68, UNLV 55  
UNLV 81, Belmont 68
- 1987-88**  
Illinois State 70, UNLV 69  
South Alabama 88, UNLV 85 (OT)  
UNLV 84, Montana State 80
- 1992-93**  
SMU 76, UNLV 74 (OT)  
Butler 74, UNLV 71  
UNLV 71, George Washington 70
- 2000-01**  
First Round UNLV 59, Loyola Marymount 56  
Second Round Oklahoma State 71, UNLV 67
- 2002-03**  
First Round Oregon State 77, UNLV 58
- 2003-04**  
First Round UNLV 50, Arizona State 47  
Second Round UNLV 68, Rice 66  
Third Round UNLV 78, Western Kentucky 75  
Final Four UNLV 65, Iowa State 59  
Championship Creighton 73, UNLV 52
- 2004-05**  
First Round Arkansas 61, UNLV 48
- 2005-06**  
Second Round Fresno State 77, UNLV 57
- 2011-12**  
First Round St. Mary's 71, UNLV 63

## AIAW REGIONAL APPEARANCES (4)

- 1975-76**  
UNLV 85, Chico State 61  
CS Fullerton 67, UNLV 60  
UCLA 97, UNLV 77
- 1977-78**  
UNLV 86, San Jose State 55  
UNLV 87, Cal Poly Pomona 83  
UCLA 100, UNLV 88
- 1978-79**  
UNLV 86, San Francisco State 78  
Long Beach State 81, UNLV 78  
USC 93, UNLV 79
- 1979-80**  
USC 78, UNLV 77 (OT)



@UNLVADYREBELS

#StormTheCourt

#unlvwbb

# POSTSEASON HISTORY



## BIG WEST



<b>1983-84</b> Championship	UNLV 90, UC Irvine 55
<b>1984-85</b> Semifinals Championship	UNLV 68, Hawaii 49 UNLV 61, UC Irvine 60
<b>1985-86</b> Quarterfinals Semifinals Championship	UNLV 77, Pacific, 70 UNLV 80, CS Fullerton 75 UNLV 99, Long Beach State 89
<b>1986-87</b> Quarterfinals Semifinals Championship	UNLV 85, CS Fullerton 51 UNLV 86, Fresno State 69 Long Beach State 98, UNLV 57
<b>1987-88</b> Quarterfinals Semifinals Championship	UNLV 62, Hawaii 56 UNLV 61, CS Fullerton 55 Long Beach State 79, UNLV 58
<b>1988-89</b> Quarterfinals Semifinals Championship	UNLV 86, UC Santa Barbara 50 UNLV 78, Hawaii 65 Long Beach State 89, UNLV 81
<b>1989-90</b> Quarterfinals Semifinals Championship	UNLV 102, San Jose State 67 UNLV 91, Fresno State 71 UNLV 67, Long Beach State 64
<b>1990-91</b> Quarterfinals	New Mexico State 90, UNLV 89
<b>1991-92</b> Quarterfinals	New Mexico State 87, UNLV 86



*The Lady Rebels hoist the 1994 Big West Tournament Championship Trophy. UNLV also won the Big West Tournament in 1984, 1985, 1986, and 1990.*

<b>1992-93</b> Quarterfinals Semifinals	UNLV 98, Cal State Fullerton 68 UC Santa Barbara 62, UNLV 58
<b>1993-94</b> Quarterfinals Semifinals Championship	UNLV 108, Long Beach State 81 UNLV 74, New Mexico State 69 (OT) UNLV 78, Hawaii 60
<b>1994-95</b> First Round	Pacific 58, UNLV 57

## WESTERN ATHLETIC

<b>1998-99</b> First Round Quarterfinals	UNLV 73, Hawaii 67 Colorado State 71, UNLV 67
--	--

## MOUNTAIN WEST



<b>1999-00</b> Quarterfinals Mexico 50 Semifinals	#5 UNLV 52, #4 New Mexico 50 #1 Utah 67, #5 UNLV 65
<b>2000-01</b> Quarterfinals	#4 BYU 62, #5 UNLV 54
<b>2001-02</b> Quarterfinals Semifinals Championship	#4 UNLV 57, #5 Utah 38 #4 UNLV 72, #1 Colorado State 58 #3 Brigham Young 61, #4 UNLV 46
<b>2002-03</b> Quarterfinals	#5 BYU 66, #4 UNLV 64 (OT)
<b>2003-04</b> Quarterfinals Semifinals	#3 UNLV 60, #6 BYU 57 #2 Utah 59, #3 UNLV 55
<b>2004-05</b> Quarterfinals Semifinals	#5 UNLV 64, #4 Wyoming 59 #2 New Mexico 70, #5 UNLV 67
<b>2005-06</b> Quarterfinals Semifinals	#6 UNLV 57, #3 New Mexico 45 #2 Utah 61, #6 UNLV 45
<b>2006-07</b> Quarterfinals	#3 New Mexico 80, #6 UNLV 52
<b>2007-08</b> First Round	#9 Colorado State 68, #8 UNLV 49
<b>2008-09</b> First Round Quarterfinals Semifinals	#7 UNLV 66, #6 BYU 58 #7 UNLV 84, #3 TCU 75 #2 San Diego State 71, #7 UNLV 63
<b>2009-10</b> First Round	#6 Wyoming 60, #7 UNLV 55
<b>2010-11</b> First Round	#5 Utah 55, #8 UNLV 44
<b>2011-12</b> First Round	#7 New Mexico 61, #2 UNLV 58
<b>2012-13</b> First Round	#5 New Mexico 72, #4 UNLV 59
<b>2013-14</b> First Round Quarterfinals	#7 UNLV 78, #10 San Jose State 75 #2 Fresno State 80, #7 UNLV 65
<b>2014-15</b> First Round	#4 Boise State 64, #5 UNLV 46
<b>2015-16</b> First Round Quarterfinals Semifinals	#6 UNLV 55, #11 Air Force 42 #6 UNLV 71, #3 Boise State 65 #2 Fresno 66, #6 UNLV 60

MEET THE TEAM



# TEAM RECORDS

@UNLVADYREBELS

#StormTheCourt

#unlvwb



*Sequoia Holmes' 22-point second half performance rallied UNLV from 25 points down to a one-point win against George Washington on Nov. 30, 2007, the fourth largest comeback in NCAA history. UNLV's 22-point comeback against Air Force on March 4, 2009, is tied for the sixth largest comeback ever.*



*Jim Bolla guided the Lady Rebels to a school-record 28 wins during the 1989-90 season.*

## SINGLE GAME

POINTS:	121, vs. Colorado (1976)
MARGIN OF VICTORY:	93 vs. Skagit Valley CC (119-26), (1/12/76)
FIELD GOALS:	56 vs. Southern Utah State (1/20/76)
FIELD GOALS ATTEMPTED:	132 vs. Skagit Valley CC (1/12/76)
FIELD GOAL %:	.688 vs. UC Santa Barbara (44-64), (11/30/83)
THREE-POINT GOALS:	12 vs. Columbia (12/29/10), Sacramento State (11/14/08); vs. Cal State Fullerton (1/11/03); vs. South Alabama, (3/25/88)
THREE-POINT GOALS ATTEMPTED:	34 vs. Iowa State (12/19/04)
THREE-POINT GOALS PERCENTAGE:	0.750 (9-12), at Nevada, Reno (12/9/01)
FREE THROWS:	37 vs. Eastern Oklahoma State (12/7/77); vs. Long Beach State (1/2/90)
FREE THROWS ATTEMPTED:	52 vs. Eastern Oklahoma State (12/7/77)
FREE THROW PERCENTAGE:	1.000 at New Mexico (10-10), (2/10/10)
REBOUNDS:	92 vs. Skagit Valley CC (1/12/76)
ASSISTS:	37 vs. Colorado (1/9/76)
STEALS:	31 vs. San Jose State (1/23/93)
BLOCKS:	15 vs. UC Santa Barbara (2/17/90); 15 at Colorado (3/18/89)
LARGEST DEFICIT OVERCOME IN A WIN:	25, vs. George Washington with 19:33 left in second half in a 62-61 win (11/30/07) 22, at Air Force with 10:05 left in second half in a 64-63 win (3/4/09)

## SEASON

POINTS:	2,846 (1975-76)
AVERAGE:	94.6 (1977-78)
FIELD GOALS:	1,254 (1975-76)
FIELD GOALS ATTEMPTED:	2,948 (1975-76)
FIELD GOAL PERCENTAGE:	.529 (973-1,841), (1982-83)
THREE-POINT GOALS:	193 (2008-09)
THREE-POINT GOALS ATTEMPTED:	629 (2009-10)
THREE-POINT GOAL %:	.415 (59-142), (1991-92)
FREE THROWS:	565 (1978-79)
FREE THROWS ATTEMPTED:	928 (1978-79)
FREE THROW PERCENTAGE:	.730 (472-647), (2001-02)
REBOUNDS:	2,237 (1975-76)
REBOUND AVERAGE:	69.9 (1975-76)
FOULS:	690 (1988-89)
DISQUALIFICATIONS:	47 (1981-82)
ASSISTS:	662 (1990-91)
STEALS:	420 (1993-94)
BLOCKS:	223 (1988-89)

## MISCELLANEOUS

MOST WINS:	28 (1989-90)
LONGEST WIN STREAK:	22 (1978-79, 1989-90)
LONGEST WIN STREAK, HOME:	61 (1975-79)
LONGEST WIN STREAK, ROAD:	10 (1985-86)
LONGEST LOSING STREAK:	12 (1995-96, 1996-98)
FEWEST WINS:	4 (1995-96, 1996-97, 1997-98)
MOST HOME WINS:	21 (1978-79)
MOST ROAD WINS:	13 (1989-90, 1990-91)
FEWEST HOME WINS:	2 (1995-96)
HIGHEST HOME WINNING PCT%:	1.000 (21-0, 1978-79); 14-0, 1975-76; 12-0, 1977-78; 8-0, 1976-77
HIGHEST ROAD WINNING PCT%:	1.000 (6-0, 1977-78)
HIGHEST NEUTRAL COURT WINNING PCT%:	1.000 (4-0, 1985-86; 4-0, 1989-90)
OVERALL WINNING PCT%:	.920 (23-2, 1977-78)
MOST ROAD WINS:	13 (1989-90, 1990-91)
FEWEST ROAD WINS:	0 (1996-97)
MOST NEUTRAL COURT WINS:	5 (1987-88)
FEWEST NEUTRAL COURT WINS:	0 (eight times)
FEWEST LOSSES:	2 (1978-79)
MOST HOME LOSSES:	12 (2007-08)
FEWEST HOME LOSSES:	0 (1975-76, 1976-77, 1977-78, 1978-79)
MOST ROAD LOSSES:	12 (1997-98)
FEWEST ROAD LOSSES:	1 (1975-76, 1977-78, 1984-85)

# INDIVIDUAL RECORDS



## SINGLE GAME

**POINTS:** ..... 44, Teresa Willis vs. Utah State (12/16/78)  
**FIELD GOALS:** ..... 18, Misty Thomas vs. UC Santa Barbara (1/17/85)  
 ..... Debra Waddy vs. Chico State (1/2/76)  
**FIELD GOALS ATTEMPTED:** ..... 36, Tina Glover vs. Brigham Young (2/27/79)  
**FIELD GOAL % (Min. 10 attempts):** .909 (10-of-11) Cherie Hogg vs. Georgia State (12/22/92)  
 ..... Misty Thomas vs. Idaho (2/25/84);  
**THREE-POINT GOALS:** ..... 7, Sheena Moore, at St. Mary's (1/3/04);  
 ..... Constance Jinks, at Cal Poly (11/27/02); Erin Johansson vs. Nevada, Reno (12/09/01)  
 ..... Erin Johansson vs. Air Force (1/9/99)  
**THREE-POINT GOALS ATTEMPTED:** ..... 14, Latosha Pace vs. Iowa State (12/19/04);  
 ..... Elana Adams at Hawaii (1/11/97)  
**THREE-POINT GOAL PERCENTAGE:** ... 1.000 (7-of-7), Erin Johansson vs. UNR (12/09/01)  
**FREE THROWS:** ..... 15, Geannine Jordan vs. USC (12/9/89)  
**FREE THROWS ATTEMPTED:** ..... 24, Teresa Willis vs. Cal Poly Pomona (1/13/79)  
**FREE THROW PERCENTAGE:** ... 1.000 (12-of-12), Karen Hall vs. Youngstown State (11/27/87)  
**REBOUNDS:** ..... 27, Pauline Jordan vs. Northern Illinois (12/10/88)  
**ASSISTS:** ..... 14, Misty Thomas vs. Pacific (3/1/86); Misty Thomas vs. Utah (1/21/84);  
 ..... Sonia Lykes vs. Cameron (1/8/81); Mia Bell at Nevada, Reno (1/2/12)  
**STEALS:** ..... 11, Cherie Hogg vs. Loyola Marymount (12/11/93)  
**BLOCKS:** ..... 11, Pauline Jordan vs. Colorado (3/18/89)

## SEASON

**POINTS:** ..... 766, Debra Waddy (1975-76)  
**FIELD GOALS:** ..... 332, Debra Waddy (1975-76)  
**FIELD GOALS ATTEMPTED:** ..... 642, Debra Waddy (1975-76)  
**FIELD GOAL PERCENTAGE:** ..... .629, Merleynn Lange (1991-92)  
**THREE-POINT GOALS:** ..... 71, Gwynn Hobbs (1992-93)  
**THREE-POINT GOALS ATTEMPTED:** ..... 244, Kelli Thompson (2012-13)  
**THREE-POINT GOAL PERCENTAGE:** ..... .456 (47-103), Cherie Hogg (1993-94)  
**FREE THROWS:** ..... 194, Teresa Willis (1978-79)  
**FREE THROWS ATTEMPTED:** ..... 304, Teresa Willis (1978-79)  
**FREE THROW PERCENTAGE:** ..... .889, Shari Netzel (1988-89)  
**REBOUNDS:** ..... 431, Janice Fuller (1975-76)  
**ASSISTS:** ..... 191, Kristen Pool (1998-99)  
**FOULS:** ..... 115, Merleynn Lange (1988-89)  
**STEALS:** ..... 129, Cherie Hogg (1993-94)  
**BLOCKED SHOTS:** ..... 105, Pauline Jordan, (1989-90)  
**GAMES PLAYED:** ..... 34,  
 ..... Karen Hall, Geannine Jordan, Pauline Jordan (1987-88); DeNise Ballenger,  
 Kim Crawford, Mandy Hannah, Vicki Lander, Tammy Moore, Linda Staley (1988-89); RanDee  
 Henry, Nikki Hitchens, Sherry McCracklin, InFini Robinson (2003-04)  
**GAMES STARTED:** ..... 34,  
 ..... Geannine Jordan, Sherry McCracklin, InFini Robinson, Nikki Hitchens

## CAREER

**POINTS:** ..... 2,355, Linda Fröhlich (1998-02)  
**FIELD GOALS:** ..... 886, Linda Fröhlich (1998-02)  
**FIELD GOALS ATTEMPTED:** ..... 1,912, Linda Fröhlich (1998-02)  
**FIELD GOAL PERCENTAGE:** ..... .614, Merleynn Lange (1990-92)  
**THREE-POINT GOALS:** ..... 238, Kelli Thompson (2009-13)  
**THREE-POINT GOALS ATTEMPTED:** ..... 853, Kelli Thompson (2009-13)  
**THREE-POINT GOAL PERCENTAGE:** ..... .406, Gwynn Hobbs (1991-95)  
**FREE THROWS:** ..... 472, Misty Thomas (1982-86)  
**FREE THROWS ATTEMPTED:** ..... 628, Misty Thomas (1982-86)  
**FREE THROW PERCENTAGE:** ..... .862, InFini Robinson (2002-04)  
**REBOUNDS:** ..... 1,145, Jamie Smith (2008-12)  
**ASSISTS:** ..... 658, Misty Thomas (1982-86)  
**STEALS:** ..... 300, Karen Hall (1984-88)  
**BLOCKS:** ..... 286, Pauline Jordan (1987-90)  
**GAMES PLAYED:** ..... 129, Linda Staley (1986-90)  
**GAMES STARTED:** ..... 123, Kelli Thompson (2009-13)

*Note: Records incomplete up to 1980-81*



*Pauline Jordan continues to hold the UNLV school record for most rebounds in a game with 27 (against Northern Illinois on Dec. 10, 1988) and most blocks in a game with 11 (against Colorado on March 18, 1989).*



*Gwynn Hobbs holds the all-time Lady Rebel career record for three-point field goal percentage (40.6%), and her 71 three-point field goals in 1992-93 set a new season record as well.*

MEET THE TEAM



# ALL-TIME SCORING LEADERS

@UNLVADYREBELS

#StormTheCourt

#unlvwbb



FRÖHLICH

## UNLV 2,000-POINT SCORERS

### 1. LINDA FRÖHLICH (#13)

Year	G	FG-FGA	Pct.	FT-FTA	Pct.	Pts.	Avg.
1998-99	28	251-543	.462	125-163	.767	657	23.5
1999-00	28	229-499	.459	109-138	.790	604	21.6
2000-01	26	195-409	.477	72-101	.713	500	19.2
2001-02	29	211-461	.458	136-161	.845	594	20.5
<b>Totals</b>	<b>111</b>	<b>886-1,912</b>	<b>.463</b>	<b>442-563</b>	<b>.785</b>	<b>2,355</b>	<b>21.2</b>



T. JACKSON

## UNLV 1,000-POINT SCORERS

### 2. MISTY THOMAS (#4)

Year	G	FG-FGA	Pct.	FT-FTA	Pct.	Pts.	Avg.
1982-83	28	132-264	.500	75-95	.789	339	12.1
1983-84	31	201-367	.535	77-105	.733	479	15.5
1984-85	29	217-419	.517	159-208	.764	593	20.4
1985-86	26	160-340	.471	161-220	.732	481	18.5
<b>Totals</b>	<b>114</b>	<b>710-1,390</b>	<b>.511</b>	<b>472-628</b>	<b>.752</b>	<b>1,892</b>	<b>16.6</b>



THOMAS



CHRISTIAN

### 3. KELLI THOMPSON (#45)

Year	G	FG-FGA	Pct.	FT-FTA	Pct.	Pts.	Avg.
2009-10	31	119-358	.332	58-182	.319	382	12.3
2010-11	31	128-415	.308	64-226	.283	438	14.1
2011-12	32	133-387	.344	52-201	.259	456	14.3
2012-13	31	169-507	.333	64-244	.262	564	18.2
<b>TOTAL</b>	<b>125</b>	<b>549-1667</b>	<b>.329</b>	<b>238-853</b>	<b>.279</b>	<b>1,840</b>	<b>14.7</b>



THOMPSON



MOORE

### 4. CONSTANCE JINKS (#23)

Year	G	FG-FGA	Pct.	FT-FTA	Pct.	Pts.	Avg.
1999-00	27	128-289	.443	60-92	.652	316	11.7
2000-01	29	152-326	.466	82-108	.759	390	13.4
2001-02	31	202-471	.429	112-134	.836	527	17.0
2002-03	29	218-519	.404	39-124	.315	585	20.2
<b>Totals</b>	<b>116</b>	<b>700-1,605</b>	<b>.436</b>	<b>293-458</b>	<b>.640</b>	<b>1,818</b>	<b>15.7</b>

### 5. PAULINE JORDAN (#50)

Year	G	FG-FGA	Pct.	FT-FTA	Pct.	Pts.	Avg.
1987-88	34	216-440	.491	125-185	.676	557	16.4
1988-89	33	247-443	.558	117-184	.636	611	18.5
1989-90	31	199-380	.524	122-181	.674	520	16.8
<b>Totals</b>	<b>98</b>	<b>662-1,263</b>	<b>.524</b>	<b>364-550</b>	<b>.662</b>	<b>1,688</b>	<b>17.2</b>



JINKS



MONROE

### 6. TERESA JACKSON (#40)

Year	G	FG-FGA	Pct.	FT-FTA	Pct.	Pts.	Avg.
1989-90	31	56-140	.400	53-62	.855	165	5.3
1990-91	32	134-265	.506	72-96	.750	340	10.6
1991-92	26	175-351	.499	88-107	.822	446	17.2
1992-93	31	278-539	.516	156-195	.800	718	23.2
<b>Totals</b>	<b>120</b>	<b>643-1,295</b>	<b>.497</b>	<b>369-460</b>	<b>.802</b>	<b>1,669</b>	<b>13.9</b>

### 7. ANGELA CHRISTIAN (#11)

Year	G	FG-FGA	Pct.	FT-FTA	Pct.	Pts.	Avg.
1983-84	31	90-205	.439	39-72	.542	219	7.1
1984-85	31	177-405	.437	53-81	.654	407	13.1
1985-86	31	174-356	.489	38-78	.487	386	12.5
1986-87	30	263-529	.497	93-149	.624	619	20.6
<b>Totals</b>	<b>123</b>	<b>704-1,495</b>	<b>.471</b>	<b>223-380</b>	<b>.587</b>	<b>1,631</b>	<b>13.3</b>



P. JORDAN



HOBBS

### 8. SHEENA MOORE (#00)

Year	G	FG-FGA	Pct.	FT-FTA	Pct.	Pts.	Avg.
2002-03	29	82-180	.456	45-65	.692	233	8.0
2003-04	28	160-358	.447	85-123	.691	455	16.3
2004-05	31	156-407	.383	83-103	.806	452	14.6
2005-06	30	139-369	.377	70-95	.737	388	12.9
<b>Totals</b>	<b>118</b>	<b>537-1,314</b>	<b>.409</b>	<b>283-386</b>	<b>.733</b>	<b>1,528</b>	<b>12.9</b>



# ALL-TIME SCORING LEADERS



## 9. DONYA MONROE (#44)

Year	G	FG-FGA	Pct.	FT-FTA	Pct.	Pts.	Avg.
1982-83	28	126-237	.532	39-62	.629	291	10.4
1983-84	31	157-314	.500	52-81	.642	366	11.8
1984-85	30	154-294	.523	64-116	.551	372	12.4
1985-86	31	198-384	.516	89-138	.645	485	15.6
<b>Totals</b>	<b>120</b>	<b>635-1,229</b>	<b>.517</b>	<b>244-397</b>	<b>.615</b>	<b>1,514</b>	<b>12.6</b>

## 10. GWYNN HOBBS (#24)

Year	G	FG-FGA	Pct.	FT-FTA	Pct.	Pts.	Avg.
1991-92	26	92-241	.382	36-41	.878	261	10.0
1992-93	31	149-317	.470	37-48	.771	406	13.1
1993-94	30	157-305	.515	69-90	.767	432	14.4
1994-95	26	148-339	.437	58-87	.667	405	15.6
<b>Totals</b>	<b>113</b>	<b>546-1,202</b>	<b>.454</b>	<b>200-266</b>	<b>.752</b>	<b>1,504</b>	<b>13.3</b>

## 11. SEQUOIA HOLMES (#12)

Year	G	FG-FGA	Pct.	FT-FTA	Pct.	Pts.	Avg.
2004-05	31	94-201	.468	65-95	.684	255	8.2
2005-06	30	103-239	.431	44-71	.620	267	8.9
2006-07	29	149-404	.369	87-153	.569	413	14.2
2007-08	30	206-521	.395	106-170	.624	550	18.3
<b>Totals</b>	<b>120</b>	<b>552-1,356</b>	<b>.407</b>	<b>302-489</b>	<b>.618</b>	<b>1,485</b>	<b>12.4</b>

## 12. GEANNINE JORDAN (#42)

Year	G	FG-FGA	Pct.	FT-FTA	Pct.	Pts.	Avg.
1986-87	30	105-201	.522	62-94	.660	272	9.1
1987-88	34	140-266	.526	91-142	.641	371	10.9
1988-89	31	120-241	.498	103-146	.706	343	11.1
1989-90	31	129-240	.538	112-147	.762	370	11.9
<b>Totals</b>	<b>126</b>	<b>494-948</b>	<b>.521</b>	<b>368-529</b>	<b>.696</b>	<b>1,356</b>	<b>10.8</b>

## 13. DANIELLE MILLER (#42)

Year	G	FG-FGA	Pct.	FT-FTA	Pct.	Pts.	Avg.
2011-12	31	33-107	.308	15-25	.600	88	2.8
2012-13	31	103-335	.307	97-137	.708	327	10.5
2013-14	31	132-371	.356	104-149	.698	388	12.5
2014-15	30	174-496	.351	147-200	.735	549	18.3
<b>Totals</b>	<b>123</b>	<b>442-1,309</b>	<b>.338</b>	<b>363-511</b>	<b>.710</b>	<b>1,352</b>	<b>11.0</b>

## 14. KATHIE CALLOWAY (#4)

Year	G	FG-FGA	Pct.	FT-FTA	Pct.	Pts.	Avg.
1978-79	28	111-254	.437	77-135	.570	299	10.7
1979-80	30	92-211	.436	57-89	.640	241	8.0
1980-81	23	137-286	.480	75-123	.610	349	15.2
1981-82	29	176-366	.481	78-111	.703	430	14.8
<b>Totals</b>	<b>110</b>	<b>516-1,117</b>	<b>.462</b>	<b>287-458</b>	<b>.627</b>	<b>1,319</b>	<b>12.0</b>

## 15. ALANA CESARZ (#24)

Year	G	FG-FGA	Pct.	FT-FTA	Pct.	Pts.	Avg.
2011-12	32	37-88	.420	20-31	.645	95	3.0
2012-13	19	105-247	.425	75-89	.843	296	15.6
2013-14	32	158-367	.431	88-114	.772	443	13.8
2014-15	30	167-412	.405	100-145	.690	474	15.8
<b>Totals</b>	<b>113</b>	<b>467-1,114</b>	<b>.419</b>	<b>283-379</b>	<b>.747</b>	<b>1,308</b>	<b>11.6</b>

## 16. VICKI LANDER (#23)

Year	G	FG-FGA	Pct.	FT-FTA	Pct.	Pts.	Avg.
1987-88	30	62-154	.403	37-54	.685	162	5.4
1988-89	34	112-243	.461	70-85	.824	295	8.7
1989-90	30	125-282	.443	64-77	.822	339	11.6
1990-91	32	162-375	.432	84-120	.700	446	13.9
<b>Totals</b>	<b>126</b>	<b>461-1,054</b>	<b>.437</b>	<b>255-336</b>	<b>.759</b>	<b>1,242</b>	<b>9.9</b>

## 17. SHERRY McCracklin (#52 and #25)

Year	G	FG-FGA	Pct.	FT-FTA	Pct.	Pts.	Avg.
2001-02	31	50-101	.495	30-59	.508	130	4.2
2002-03	29	115-223	.516	96-141	.681	326	11.2
2003-04	34	141-284	.496	157-228	.689	439	12.9
2005-06	28	115-235	.489	109-159	.686	339	12.1
<b>Totals</b>	<b>122</b>	<b>421-843</b>	<b>.499</b>	<b>392-587</b>	<b>.668</b>	<b>1,234</b>	<b>10.1</b>

## 18. SHAMELA HAMPTON (#24)

Year	G	FG-FGA	Pct.	FT-FTA	Pct.	Pts.	Avg.
2005-06	17	15-27	.556	7-12	.583	37	2.2
2006-07	27	124-239	.519	75-130	.577	323	12.0
2007-08	30	131-281	.466	102-160	.638	364	12.1
2008-09	32	166-344	.483	144-226	.637	476	14.9
<b>Totals</b>	<b>106</b>	<b>436-891</b>	<b>.489</b>	<b>328-528</b>	<b>.621</b>	<b>1,200</b>	<b>11.3</b>

## 19. MERLELYNN LANGE (#15)

Year	G	FG-FGA	Pct.	FT-FTA	Pct.	Pts.	Avg.
1988-89	33	72-154	.468	17-29	.586	161	4.9
1989-90	31	101-170	.594	50-86	.581	252	8.1
1990-91	21	112-189	.593	54-78	.692	278	13.2
1991-92	26	171-272	.629	96-148	.649	438	16.8
<b>Totals</b>	<b>111</b>	<b>456-785</b>	<b>.581</b>	<b>217-341</b>	<b>.636</b>	<b>1,129</b>	<b>10.2</b>

## 20. JAMIE SMITH (#11)

Year	G	FG-FGA	Pct.	FT-FTA	Pct.	Pts.	Avg.
2008-09	32	113-271	.417	71-96	.740	338	10.6
2009-10	31	86-253	.340	69-86	.802	265	8.5
2010-11	31	56-181	.309	100-117	.855	235	7.6
2011-12	32	90-254	.354	56-71	.789	284	8.9
<b>TOTAL</b>	<b>126</b>	<b>345-959</b>	<b>.360</b>	<b>296-370</b>	<b>.800</b>	<b>1,122</b>	<b>8.9</b>

## 21. DEBRA WADDY (#25)

Year	G	FG-FGA	Pct.	FT-FTA	Pct.	Pts.	Avg.
1975-76	30	332-642	.517	102-158	.645	766	25.5
1976-77	18	136-321	.436	67-85	.788	339	18.8
<b>Totals</b>	<b>48</b>	<b>468-963</b>	<b>.486</b>	<b>169-243</b>	<b>.696</b>	<b>1,105</b>	<b>23.0</b>

## 22. RANDEE HENRY (#22)

Year	G	FG-FGA	Pct.	FT-FTA	Pct.	Pts.	Avg.
2003-04	34	209-423	.494	165-240	.688	602	17.7
2004-05	31	156-353	.442	116-169	.686	436	14.1
<b>Totals</b>	<b>65</b>	<b>365-776</b>	<b>.470</b>	<b>281-409</b>	<b>.687</b>	<b>1,038</b>	<b>16.0</b>

## 23. ERICA HELMS (#15)

Year	G	FG-FGA	Pct.	FT-FTA	Pct.	Pts.	Avg.
2007-08	27	22-65	.338	30-40	.750	82	3.0
2008-09	31	102-284	.359	71-99	.717	318	10.3
2009-10	31	128-377	.340	103-143	.720	412	13.3
2010-11	31	57-198	.288	66-82	.805	208	6.7
<b>Totals</b>	<b>120</b>	<b>309-924</b>	<b>.334</b>	<b>270-364</b>	<b>.742</b>	<b>1,020</b>	<b>8.5</b>

## MORE TOP-25 SCORERS

## 24. PENNY WELSH (#52)

Year	G	FG-FGA	Pct.	FT-FTA	Pct.	Pts.	Avg.
1981-82	28	203-465	.437	41-55	.745	477	16.0
1982-83	26	232-436	.532	53-62	.855	517	19.9
<b>Totals</b>	<b>54</b>	<b>435-901</b>	<b>.483</b>	<b>94-117</b>	<b>.803</b>	<b>994</b>	<b>18.4</b>

## 25. ROCHELLE OLIVER (#21)

Year	G	FG-FGA	Pct.	FT-FTA	Pct.	Pts.	Avg.
1982-83	28	200-370	.541	85-124	.685	485	17.3
1983-84	31	225-432	.521	54-90	.600	504	16.3
<b>Totals</b>	<b>59</b>	<b>425-802</b>	<b>.530</b>	<b>139-214</b>	<b>.650</b>	<b>989</b>	<b>16.8</b>



# SEASON LEADERS

@UNLV LADY REBELS

#StormTheCourt

#unlvwbb

## POINTS

1. Debra Waddy (1975-76).....	766
2. Teresa Jackson (1992-93).....	716
3. Teresa Willis (1978-79).....	670
4. Linda Fröhlich (1998-99).....	657
5. Angela Christian (1986-87).....	619
6. Pauline Jordan (1988-89).....	611
7. Belinda Candler (1977-78).....	610
8. Linda Fröhlich (1999-00).....	604
9. RanDee Henry (2003-04).....	602
10. Linda Fröhlich (2001-02).....	594

## POINTS PER GAME

1. Debra Waddy (1975-76).....	25.5
2. Teresa Willis (1978-79).....	24.8
3. Belinda Candler (1977-78).....	24.4
4. Linda Fröhlich (1998-99).....	23.5
5. Teresa Jackson (1992-93).....	23.2
6. Linda Fröhlich (1999-00).....	21.6
7. Angela Christian (1986-87).....	20.6
8. Linda Fröhlich (2001-02).....	20.5
9. Misty Thomas (1984-85).....	20.4
10. Kathy Ricks (1980-81).....	20.2

## FIELD GOALS MADE

1. Debra Waddy (1975-76).....	332
2. Teresa Jackson (1992-93).....	278
3. Angela Christian (1986-87).....	263
4. Linda Fröhlich (1998-99).....	251
5. Pauline Jordan (1988-89).....	247
6. Teresa Willis (1978-79).....	238
7. Penny Welsh (1982-83).....	232
8. Linda Fröhlich (1999-00).....	229
9. Belinda Candler (1977-78).....	226
10. Rochelle Oliver (1983-84).....	225

## FIELD GOALS ATTEMPTED

1. Debra Waddy (1975-76).....	642
2. Linda Fröhlich (1998-99).....	543
3. Teresa Jackson (1992-93).....	539
4. Constance Jinks (2002-03).....	539
5. Angela Christian (1986-87).....	529
6. Sequoia Holmes (2007-08).....	521
7. Kelli Thompson (2012-13).....	507
8. Dakota Gonzalez (2015-16).....	502
9. Linda Fröhlich (1999-00).....	499
10. Danielle Miller(2014-15).....	496

## FIELD GOAL PERCENTAGE

1. Merleynn Lange (1991-92).....	.629
2. Sonia Lykes (1982-83).....	.603
3. Merleynn Lange (1989-90).....	.594
4. Merleynn Lange (1990-91).....	.593
5. LeAnn Kazmer (1994-95).....	.570
6. Tonia Carter (1993-94).....	.561
7. Pauline Jordan (1988-89).....	.558
8. Belinda Candler (1977-78).....	.555
9. Zina Harris (1984-85).....	.552
10. Belinda Candler (1976-77).....	.552

## 3-POINT FIELD GOALS MADE

1. Gwynn Hobbs (1992-93).....	71
2. Kelli Thompson (2012-13).....	64
Kelli Thompson (2010-11).....	64
4. Kelli Thompson (2009-10).....	58
5. Sheena Moore (2004-05).....	57
6. DeNise Ballenger (1987-88).....	55
Brooke Johnson (2015-16).....	55
7. Erin Johansson (1999-00).....	54
Danielle Miller (2014-15).....	54
8. Erica Helms (2009-10).....	53
9. Mia Bell (2013-14).....	52
Kelli Thompson (2011-12).....	52

## 3-POINT FIELD GOALS ATTEMPTED

1. Kelli Thompson (2012-13).....	244
2. Kelli Thompson (2010-11).....	226
3. Kelli Thompson (2011-12).....	201
4. Kelli Thompson (2009-10).....	182
5. Gwynn Hobbs (1992-93).....	175
6. Sheena Moore (2004-05).....	172
7. Danielle Miller (2014-15).....	169
8. Erica Helms (2009-10).....	167
9. InFini Robinson (2003-04).....	161
10. Sheena Moore (2005-06).....	155
Erin Johansson (1999-00).....	155

## 3-POINT FIELD GOAL PERCENTAGE

1. Cherie Hogg (1993-94).....	.456
2. Gwynn Hobbs (1993-94).....	.415
3. Angie White (1994-95).....	.415
4. Gwynn Hobbs (1991-92).....	.410
5. Linda Fröhlich (2000-01).....	.409
6. Mia Bell (2013-14).....	.403
7. Gwynn Hobbs (1992-93).....	.397
8. Tammy Moore (1990-91).....	.397
9. Gwynn Hobbs (1994-95).....	.395
10. Brooke Johnson (2015-16).....	.393

## FREE THROWS MADE

1. Teresa Willis (1978-79).....	194
2. RanDee Henry (2003-04).....	165
3. Kelli Thompson (2012-13).....	162
4. Misty Thomas (1985-86).....	161
5. Misty Thomas (1984-85).....	159
6. Belinda Candler (1977-78).....	158
7. Sherry McCracklin (2003-04).....	157
8. Teresa Jackson (1992-93).....	156
9. Danielle Miller (2014-15).....	147
10. Shamela Hampton (2008-09).....	144

## FREE THROWS ATTEMPTED

1. Teresa Willis (1978-79).....	304
2. RanDee Henry (2003-04).....	240
3. Sherry McCracklin (2003-04).....	228
4. Shamela Hampton (2008-09).....	226
5. Misty Thomas (1985-86).....	220
6. Kelli Thompson (2012-13).....	212
7. Misty Thomas (1984-85).....	208
8. Belinda Candler (1977-78).....	202
9. Danielle Miller (2014-15).....	200
10. Teresa Jackson (1992-93).....	195

## FREE THROW PERCENTAGE

1. Shari Netzel (1988-89).....	.889
2. Gwynn Hobbs (1991-92).....	.878
3. InFini Robinson (2003-04).....	.868
4. Teresa Jackson (1989-90).....	.855
Penny Welsh (1982-83).....	.855
6. Jamie Smith (2010-11).....	.855
7. Linda Fröhlich (2001-02).....	.845
8. Alana Cesarz (2012-13).....	.843
Brooke Johnson(2015-16).....	.843
9. Constance Jinks (2001-02).....	.836
10. Rmanii Haynes (2013-14).....	.833

## REBOUNDS

1. Janice Fuller (1975-76).....	431
2. Pauline Jordan (1988-89).....	427
3. Pauline Jordan (1989-90).....	370
4. Belinda Candler (1977-78).....	343
5. Sherry McCracklin (2003-04).....	331
6. Jamie Smith (2009-10).....	324
7. Teresa Willis (1978-79).....	322
8. Linda Fröhlich (1999-00).....	319
9. Angela Christian (1986-87).....	308
10. Jamie Smith (2008-09).....	304

## ASSISTS

1. Kristen Pool (1998-99).....	191
2. Gwynn Hobbs (1994-95).....	180
Misty Thomas (1983-84).....	180
4. Sheila Powell (1975-76).....	174
5. Misty Thomas (1984-85).....	173
6. Cherie Hogg (1993-94).....	165
7. Zina Harris (1986-87).....	156
8. Cherie Hogg (1992-93).....	154
9. Misty Thomas (1985-86).....	153
10. Rmanii Haynes (2012-13).....	151

## BLOCKED SHOTS

1. Pauline Jordan (1989-90).....	105
2. Pauline Jordan (1988-89).....	97
3. Pauline Jordan (1987-88).....	84
4. Lentia Sanford (2011-12).....	65
5. Angela Christian (1986-87).....	58
6. Sherry McCracklin (2003-04).....	49
7. Cynthia Thomas (1986-87).....	48
8. Tracy Titus (1994-95).....	44
9. Merleynn Lange (1991-92).....	43
Angela Christian (1985-86).....	43

## STEALS

1. Cherie Hogg (1993-94).....	129
2. Karen Hall (1987-88).....	117
3. Rochelle Oliver (1983-84).....	107
4. Cherie Hogg (1992-93).....	102
5. Misty Thomas (1983-84).....	100
6. Julia Gray (2002-03).....	99
7. Gwynn Hobbs (1993-94).....	95
8. Linda Fröhlich (1999-00).....	90
9. Karen Hall (1985-86).....	85
Rochelle Oliver (1982-83).....	85

## POINTS

1. Linda Fröhlich (1998-02).....	2,355
2. Misty Thomas (1982-86).....	1,892
3. Kelli Thompson (2009-13).....	1,840
4. Constance Jinks (1999-03).....	1,818
5. Pauline Jordan (1987-90).....	1,688
6. Teresa Jackson (1989-93).....	1,669
7. Angela Christian (1983-87).....	1,631
8. Sheena Moore (2002-06).....	1,528
9. Donya Monroe (1982-86).....	1,514
10. Gwynn Hobbs (1991-95).....	1,504

## POINTS PER GAME

1. Linda Fröhlich (1998-02).....	22.2
2. Kathy Ricks (1979-81).....	18.1
3. Penny Welsh (1981-83).....	17.9
4. Pauline Jordan (1987-90).....	17.2
5. Rochelle Olivier (1982-84).....	16.8
6. Misty Thomas (1982-86).....	16.6
7. RanDee Henry (2003-05).....	16.0
8. Constance Jinks (1999-03).....	15.7
9. Kelli Thompson (2009-13).....	14.7
10. Sandra Hamilton (1978-80).....	14.6

## FIELD GOALS MADE

1. Linda Fröhlich (1998-02).....	886
2. Misty Thomas (1982-86).....	710
3. Angela Christian (1983-87).....	704
4. Constance Jinks (1999-03).....	700
5. Pauline Jordan (1987-90).....	662
6. Teresa Jackson (1989-93).....	643
7. Donya Monroe (1982-86).....	635
8. Sequoia Holmes (2004-08).....	552
9. Kelli Thompson (2009-13).....	549
10. Gwynn Hobbs (1991-95).....	546

## FIELD GOALS ATTEMPTED

1. Linda Fröhlich (1998-02).....	1,912
2. Kelli Thompson (2009-13).....	1,667
3. Constance Jinks (1999-03).....	1,625
4. Angela Christian (1983-87).....	1,495
5. Misty Thomas (1982-86).....	1,399
6. Sequoia Holmes (2004-08).....	1,365
7. Sheena Moore (2002-06).....	1,314
8. Teresa Jackson (1989-93).....	1,295
9. Pauline Jordan (1987-90).....	1,263
10. Donya Monroe (1982-86).....	1,229

## FIELD GOAL PERCENTAGE

1. Merlelynn Lange (1988-92).....	.581
2. Belinda Candler (1976-78).....	.554
3. Trudie Hopgood (1992-94).....	.534
4. Rochelle Oliver (1982-84).....	.530
5. Tonia Carter (1992-94).....	.528
6. LeAnn Kazmer (1994-96).....	.526
7. Pauline Jordan (1987-90).....	.524
8. Shamela Hampton (2005-).....	.523
Paula Clear (1981-84).....	.523
10. Geannine Jordan (1986-90).....	.521

## 3-POINT FIELD GOALS MADE

1. Kelli Thompson (2009-13).....	238
2. Gwynn Hobbs (1991-95).....	212
3. Erin Johansson (1998-02).....	173
4. Sheena Moore (2002-06).....	171
5. Linda Fröhlich (1998-02).....	141
6. Jamie Smith (2008-12).....	136
7. Erica Helms (2007-11).....	132
8. Mia Bell (2009-14).....	121
9. Danielle Miller (2011-15).....	105
10. Alana Cesarz (2011-15).....	91

## 3-POINT FIELD GOALS ATTEMPTED

1. Kelli Thompson (2009-13).....	853
2. Sheena Moore (2002-06).....	530
3. Gwynn Hobbs (1991-95).....	522
4. Erin Johansson (1998-02).....	480
5. Jamie Smith (2008-12).....	430
6. Erica Helms (2007-11).....	414
7. Linda Fröhlich (1998-02).....	393
8. Danielle Miller (2011-15).....	355
9. Mia Bell (2009-14).....	334
10. Sequoia Holmes (2004-08).....	271

## 3-POINT FIELD GOAL PERCENTAGE

1. Gwynn Hobbs (1991-95).....	.406
2. Cherie Hogg (1992-94).....	.403
3. Mia Bell (2009-14).....	.362
4. Erin Johansson (1998-02).....	.360
5. Linda Fröhlich (1998-02).....	.359
6. DeNise Ballenger (1987-89).....	.359
7. Alana Cesarz (2011-2015).....	.338
8. Vicki Lander (1987-91).....	.337
9. Brittney Thomas (2004-06).....	.333
10. Sheena Moore (2002-).....	.323

## FREE THROWS MADE

1. Kelli Thompson (2009-13).....	504
2. Misty Thomas (1982-86).....	472
3. Linda Fröhlich (1998-02).....	442
4. Sherry McCracklin (2001-06).....	392
5. Teresa Jackson (1989-93).....	369
6. Geannine Jordan (1986-90).....	368
7. Constance Jinks (1999-03).....	364
8. Pauline Jordan (1987-90).....	364
9. Danielle Miller (2011-15).....	363
10. Shamela Hampton (2005-09).....	328

## FREE THROWS ATTEMPTED

1. Kelli Thompson (2009-13).....	663
2. Misty Thomas (1982-86).....	634
3. Sherry McCracklin (2001-06).....	587
4. Linda Fröhlich (1998-02).....	563
5. Pauline Jordan (1987-90).....	550
6. Geannine Jordan (1986-90).....	529
7. Shamela Hampton (2005-09).....	528
8. Danielle Miller (2011-15).....	511
9. Sequoia Holmes (2004-08).....	489
10. Constance Jinks (1999-03).....	481

## FREE THROW PERCENTAGE

1. InFini Robinson (2002-04).....	.862
2. Erin Johansson (1998-02).....	.815
3. Brittany Halberg (2005-09).....	.810
4. Penny Welsh (1981-83).....	.803
5. Teresa Jackson (1989-93).....	.802
6. Jamie Smith (2008-12).....	.800
7. Linda Fröhlich (1998-02).....	.795
8. Petra Glaser (2000-02).....	.790
9. Rmanii Haynes (2010-14).....	.780
10. Alana Cesarz (2011-2015).....	.747

## REBOUNDS

1. Jamie Smith (2008-12).....	1,145
2. Linda Fröhlich (1998-02).....	1,124
3. Pauline Jordan (1987-90).....	1,094
4. Angela Christian (1983-87).....	926
5. Donya Monroe (1982-86).....	922
6. Kathie Calloway (1978-82).....	917
7. Sherry McCracklin (2001-06).....	908
8. Geannine Jordan (1986-90).....	827
9. Misty Thomas (1982-86).....	790
10. Teresa Jackson (1989-93).....	695

## ASSISTS

1. Misty Thomas (1982-86).....	658
2. Gwynn Hobbs (1991-95).....	592
3. Mia Bell (2009-14).....	434
4. Vicki Lander (1987-91).....	403
5. Karen Hall (1984-88).....	375
6. Zina Harris (1984-87).....	374
7. Sonia Lykes (1979-83).....	371
8. Linda Fröhlich (1998-02).....	358
9. Linda Staley (1986-90).....	351
10. Constance Jinks (1999-03).....	332

## BLOCKED SHOTS

1. Pauline Jordan (1987-90).....	286
2. Angela Christian (1983-87).....	165
3. Merlelynn Lange (1988-92).....	135
4. Sherry McCracklin (2001-06).....	134
Linda Fröhlich (1998-02).....	134
6. Tracy Titus (1991-95).....	103
7. Jamie Smith (2008-12).....	100
8. Amie Callaway (2012-16).....	99
9. Donya Monroe (1982-86).....	90
10. Aley Rohde (2013-16).....	87
Lenita Sanford (2010-12).....	87

## STEALS

1. Karen Hall (1984-88).....	300
2. Linda Fröhlich (1998-02).....	298
3. Gwynn Hobbs (1991-95).....	295
4. Misty Thomas (1982-86).....	285
5. Sequoia Holmes (2004-).....	263
6. Cherie Hogg (1992-94).....	231
7. Vickie Lander (1987-91).....	212
8. Danielle Miller (2011-15).....	198
9. Kelli Thompson (2009-13).....	194
10. Rochelle Oliver 1982-84.....	192



# INDIVIDUAL GAME RECORDS

@UNLV LADY REBELS

#StormTheCourt

#unlvwbb

## Points

1.	44	Teresa Willis	Utah State - 12/16/78
2.	42	Angela Christian	Pacific - 1/17/87
3.	41	Misty Thomas	Arizona State - 12/7/85
4.	40	Constance Jinks	Air Force - 3/1/03
	40	Constance Jinks	at Cal Poly - 11/27/02
	40	Linda Fröhlich	Hawaii - 3/1/99
7.	39	Misty Thomas	UC Santa Barbara - 1/17/85
8.	38	Teresa Jackson	SMU - 3/25/93
	38	Pauline Jordan	Long Beach State - 1/30/89
	38	Belinda Candler	Drake - 1/5/78

## Field Goals

1.	18	Misty Thomas	UC Santa Barbara - 1/17/85
	18	Debra Waddy	Chico State - 1/2/76
3.	16	Sequoia Holmes	Oregon State - 11/24/07
	16	Constance Jinks	Air Force - 3/1/03
	16	Linda Fröhlich	Pacific - 12/23/00
	16	Linda Fröhlich	New Orleans - 1/3/99
	16	Kathy Ricks	San Diego - 12/13/80
	16	Angela Christian	Pacific - 1/17/87
9.	15	Nine players	

## Field Goal Attempts

1.	36	Tina Glover	BYU - 2/27/79
2.	34	Kathy Ricks	LSU - 1/16/81
3.	33	Linda Fröhlich	Weber State - 11/22/99
4.	30	Teresa Jackson	SMU - 3/25/93
	30	Angela Christian	Fresno State - 2/14/87
6.	29	Linda Fröhlich	at Tulsa - 2/11/99
	29	Angela Christian	Pacific - 1/17/87
	29	Danielle Miller	at San Jose State - 1/10/15
9.	28	Linda Fröhlich	SE Missouri State - 11/28/99
	28	Linda Fröhlich	Hawaii - 3/1/99
	28	Linda Fröhlich	vs. Delaware - 11/28/98
	28	Tina Glover	Oklahoma - 12/8/80

## Field Goal Percentage (Min. 9 attempts)

1.	94.1 (16-17)	Linda Fröhlich	Pacific - 12/23/00
2.	91.0 (10-11)	Misty Thomas	Idaho - 2/25/84
3.	90.9 (10-11)	Cherie Hogg	Georgia State - 12/22/92
4.	88.9 (8-9)	Nikki Hitchens	Central Connecticut State - 12/30/05
5.	86.0 (12-14)	Angela Christian	Long Beach State - 2/15/86
6.	84.6 (11-13)	Shamela Hampton	Nevada, Reno - 12/30/06
	84.3 (11-13)	Merlelynn Lange	at Fresno State - 1/18/92
8.	83.3 (10-12)	Amy Wunderlich	UC Santa Barbara - 2/9/96
	83.3 (10-12)	Kathie Calloway	Utah State - 1/13/81
	83.3 (10-12)	Linda Staley	San Diego State - 2/4/90
	83.3 (11-17)	Pauline Jordan	Illinois State - 3/24/88

## Three-Point Field Goals

1.	7	Sheena Moore	at St. Mary's - 1/3/04
	7	Constance Jinks	at Cal Poly - 11/27/02
	7	Erin Johansson	at Air Force - 1/9/99
4.	6	11 players	

## Three Point Field Goal Attempts

1.	15	Kelli Thompson	at Santa Clara - 12/31/12
	15	Kelli Thompson	at Saint Mary's - 3/15/12
	15	Kelli Thompson	New Mexico - 2/23/11
4.	14	Latosha Pace	Iowa State - 12/19/04
	14	Elana Adams	at Hawaii - 1/11/97
6.	13	Sheena Moore	at Iowa State - 3/28/04
	13	Erin Johansson	at Air Force - 1/9/99
	13	DeNise Ballenger	vs. South Alabama - 3/25/88
	13	Daneille Miller	at San Jose State - 1/10/15
10.	12	Kelli Thompson	vs. Dayton - 12/1/12
	12	Kelli Thompson	San Jose State - 11/19/11
	12	Kelli Thompson	Oregon State - 11/26/10
	12	Erin Johansson	at Air Force - 1/20/00
	12	Gwynn Hobbs	Cal State Fullerton - 2/6/93
	12	Gwynn Hobbs	at New Mexico State - 1/2/93

## Three Point Percentage (Min. 7 attempts)

1.	100.0 (7-7)	Erin Johansson	Nevada, Reno - 12/9/01
2.	85.7 (6-7)	InFini Robinson	San Diego State - 1/17/04
3.	71.4 (5-7)	Sheena Moore	at Colorado State - 1/22/05
4.	70.0 (7-10)	Sheena Moore	at St. Mary's - 1/3/04
5.	66.7 (6-9)	Shannon Oberg	at Air Force - 3/4/09
	66.7 (6-9)	Brittany Halberg	Sacramento State - 11/14/08
7.	63.6 (7-11)	Constance Jinks	at Cal Poly - 11/27/02
8.	60.0 (6-10)	Brittney Thomas	at DePaul - 11/19/05
9.	57.1 (4-7)	four players	

## Free Throws

1.	15	Geannine Jordan	Southern Cal - 12/23/88
2.	14	RanDee Henry	Northern Arizona - 1/11/04
	14	Linda Fröhlich	at New Mexico - 1/6/02
	14	Misty Thomas	San Diego State - 2/6/86
	14	Misty Thomas	Colorado - 12/29/84
6.	13	Kelli Thompson	Boise State - 2/2/13
	13	Shamela Hampton	Eastern Washington - 11/28/08
	13	Constance Jinks	Colorado State - 2/14/02
9.	12	13 players	

## Free Throws Attempted

1.	24	Teresa Willis	Cal Poly Pomona - 1/13/79
2.	19	Shamela Hampton	Eastern Washington - 11/28/08
3.	18	Kelli Thompson	Boise State - 2/2/13
	18	Geannine Jordan	Southern Cal - 12/23/88
	18	Misty Thomas	Arizona State - 11/23/86
6.	17	Kelli Thompson	at San Diego State - 2/11/12
	17	Sequoia Holmes	BYU - 2/16/08
	17	RanDee Henry	BYU - 2/5/04
	17	Misty Thomas	UC Irvine - 2/13/86
10.	16	Seven players	

## Free Throw Percentage (Min. 9 attempts)

1.	100.0 (12-12)	Karen Hall	Youngstown State - 11/27/87
	100.0 (11-11)	Teresa Jackson	at UC Santa Barbara - 3/1/93
	100.0 (10-10)	Jamie Smith	Pacific - 11/27/10
	100.0 (10-10)	Vickie Lander	Hawaii - 1/12/90
	100.0 (10-10)	Misty Thomas	West Texas State - 1/8/85
	100.0 (10-10)	Teresa Jackson	LSU - 12/21/91
	100.0 (10-10)	Linda Fröhlich	SE Missouri State - 11/28/99
	100.0 (10-10)	Danielle Miller	at New Mexico - 1/21/15
	100.0 (9-9)	Danielle Miller	vs. Delaware State - 11/29/15
	100.00 (9-9)	Jamie Smith	Colorado State - 2/19/11
	100.00 (9-9)	Kelli Thompson	at Utah - 2/11/11
	100.00 (9-9)	Kelli Thompson	at Air Force - 1/26/10
	100.0 (9-9)	Linda Fröhlich	Air Force - 2/17/00
	100.0 (9-9)	Misty Thomas	Detroit - 1/9/85
	100.0 (9-9)	Penny Walsh	Cameron University - 1/12/82

## Rebounds

1.	27	Pauline Jordan	Northern Illinois - 12/10/88
2.	24	Kathie Calloway	LSU - 1/16/81
3.	23	Angalete Dye	Long Beach State - 11/23/97
4.	22	Linda Fröhlich	at San Diego State - 1/29/00
	22	Belinda Candler	Utah State - 12/10/77
6.	21	Sherry McCracklin	South Florida - 12/21/03
	21	Teresa Willis	Mexico - 11/25/78
8.	20	RanDee Henry	BYU - 2/5/04
	20	Pauline Jordan	Long Beach State - 2/10/90
	20	Pauline Jordan	Oregon State - 11/28/88
	20	Kathie Calloway	New Mexico - 2/6/81
	20	Teresa Willis	Cal Poly Pomona - 1/13/79
	20	Teresa Willis	Northern Oklahoma - 1/5/79

## Assists

1.	14	Mia Bell	at Nevada, Reno - 1/2/12
	14	Misty Thomas	Pacific - 3/1/86
	14	Misty Thomas	Utah - 1/21/84
	14	Sonia Lykes	Cameron University - 1/8/81
5.	13	Rmanii Haynes	Arizona - 11/13/12
	13	Gwynn Hobbs	at UC Santa Barbara - 1/5/95
	13	Gwynn Hobbs	San Jose State - 2/18/93
	13	Linda Staley	San Jose State - 1/27/90
	13	Misty Thomas	San Jose State - 2/6/86
	13	Sonia Lykes	SMU - 1/23/81

## Steals

1.	11	Cherie Hogg	at Loyola Marymount - 12/11/93
2.	10	Karen Hall	UC Santa Barbara - 3/5/88
	10	Karen Hall	at UC Santa Barbara - 1/2/88
4.	9	Gwynn Hobbs	San Jose State - 1/18/93
5.	8	eight times	

## Blocks

1.	11	Pauline Jordan	Colorado - 3/18/89
2.	10	Pauline Jordan	Hawaii - 1/12/90
3.	8	Tracy Titus	UT-Arlington - 11/25/94
4.	7	Pauline Jordan	Villanova - 12/1/89
	7	Pauline Jordan	UC Irvine - 3/3/88
	7	Pauline Jordan	UC Irvine - 12/15/88
	7	Pauline Jordan	Pacific - 1/30/88
	7	Cynthia Thomas	UC Santa Barbara - 1/22/87
9.	6	five players	

# TEAM GAME RECORDS

UNLV

<b>Points</b>			<b>Free Throws</b>			
1.	121	Colorado	1/9/75	1.	37 Eastern Oklahoma State	12/9/77
2.	119	Skagit Valley	1/12/76		37 Long Beach State	1/2/90
3.	117	Arizona	1/30/76	3.	36 Cameron University	1/8/81
4.	116	Utah State	2/11/84	4.	32 Long Beach State	1/5/87
	116	UC Santa Barbara	3/2/76		32 at Air Force	1/31/15
	116	Southern Utah	1/20/76	6.	31 vs. Prairie View A&M	12/3/11
7.	113	San Jose State	2/4/88		31 Colorado State	1/22/04
8.	110	Baylor	1/4/80		31 Long Beach State	1/15/86
9.	108	Long Beach State	3/9/94	8.	30 eight times	
10.	107	four times		<b>Free Throws Attempted</b>		
<b>Field Goals</b>						
1.	56	Southern Utah	1/20/76	1.	52 Eastern Oklahoma State	12/9/77
2.	53	Arizona	1/30/76	2.	46 Cameron University	1/8/81
3.	52	Utah State	2/11/84	3.	45 BYU	2/16/08
	52	Skagit Valley	1/12/76		45 San Diego	11/29/03
5.	50	Baylor	1/4/80	5.	44 Boise State	2/2/13
	50	Colorado	1/9/75		44 Colorado State	1/22/04
7.	47	BYU Hawaii	2/19/76		44 at Air Force	1/31/15
8.	46	San Jose State	2/4/88		44 at Southern Utah	12/13/15
9.	45	West Texas State	1/6/83	9.	43 Oregon State	11/28/88
10.	44	at Cal State Fullerton	2/6/83		43 Hawaii	2/17/82
					43 UC Santa Barbara	3/2/76
					42 twice	
<b>Field Goals Attempted</b>			<b>Free Throw Percentage (Min. 10 attempts)</b>			
1.	132	Skagit Valley	1/12/76	1.	100.00 (10-10) at New Mexico	2/10/10
2.	108	LSU	1/16/81	2.	95.8 (23-24) Utah	2/25/09
3.	90	San Diego	12/6/80	3.	95.5 (21-22) Pacific	3/2/91
	90	Eastern Washington	11/25/80	4.	95.0 (19-20) at Colorado State	1/18/11
5.	89	Valparaiso	12/28/92		95.0 (19-20) Colorado State	2/14/02
6.	87	California	11/26/83		95.0 (19-20) Pacific	1/30/88
	87	Simon Fraser	1/7/82		95.0 (19-20) Arizona State	1/29/76
7.	86	New Mexico State	2/7/91	8.	94.4 (17-18) Fresno State	1/7/88
8.	85	Oklahoma	12/8/80	9.	94.1 (16-17) at Boise State	2/22/12
10.	84	New Mexico State	1/14/91	10.	93.8 (15-16) at Utah	2/3/05
	84	Immaculate	12/3/76	<b>Rebounds</b>		
<b>Field Goal Percentage</b>						
1.	68.8 (44-64)	UC Santa Barbara	1/14/84	1.	92 Skagit Valley	1/12/76
2.	68.4 (39-57)	UC Santa Barbara	1/16/85	2.	71 Northern Illinois	12/10/88
3.	66.2 (41-62)	Florida International	2/21/83	3.	70 LSU	1/16/81
4.	65.4 (34-52)	at Cal State Fullerton	1/8/95	4.	64 UC Santa Barbara	3/8/89
5.	64.8 (46-71)	San Jose State	1/9/88	5.	63 Georgia State	2/24/84
6.	64.7 (44-68)	at Cal State Fullerton	2/6/93	6.	62 Valparaiso	12/28/92
7.	64.2 (34-53)	Southern Cal	12/9/89		62 UC Irvine	1/16/92
8.	63.5 (33-52)	Arizona	11/13/12		62 Air Force	2/14/15
	63.5 (33-52)	Nevada, Reno	1/29/87	9.	61 Auburn	12/20/89
10.	63.4 (52-82)	Utah State	2/11/84		61 South Carolina	11/25/85
					61 Arizona	1/2/82
<b>Three-Point Field Goals</b>			<b>Assists</b>			
1.	12	Colorado State	1/20/13	1.	37 Colorado	1/9/76
	12	vs. Columbia	12/29/10	2.	36 Pacific	3/1/86
	12	Sacramento State	11/14/08	3.	35 Long Beach State	2/25/94
	12	at Cal Poly	11/27/02	4.	34 San Diego State	2/6/86
	12	vs. South Alabama	3/25/88	5.	33 Cal State Fullerton	2/6/83
6.	11	TCU	2/9/11	6.	30 Houston	12/21/89
7.	10	six times			30 San Diego	12/6/80
	10	San Jose State	3/6/15		30 Pacific	2/25/89
					30 Long Beach State	3/8/86
<b>Three-Point Field Goals Attempted</b>			<b>Steals</b>			
1.	34	Iowa State	12/19/04	1.	31 San Jose State	1/9/88
2.	32	at Air Force	1/26/10	2.	26 UC Santa Barbara	3/5/88
3.	31	TCU	2/9/11	3.	25 at Loyola Marymount	12/11/93
4.	30	Colorado State	1/6/16	4.	24 San Jose State	2/26/87
	30	North Carolina	11/22/09	5.	22 Air Force	3/1/14
	30	Oklahoma State	12/20/08		22 Wyoming	3/4/00
	30	at Iowa State	3/28/04		22 San Jose State	1/23/93
8.	29	DePaul	12/21/09		22 Cal State Fullerton	1/19/89
	29	TCU	1/10/09		22 SMU	3/3/84
10.	28	Southern Utah	2/10/16	10.	21 UC Santa Barbara	3/8/89
					21 San Diego	12/6/80
<b>Three Point Percentage (Min. 10 attempts)</b>			<b>Blocks</b>			
1.	75.0 (9-12)	at Nevada, Reno	12/9/01	1.	15 Colorado	3/18/89
2.	70.0 (7-10)	San Diego State	1/17/04	2.	14 Fresno State	2/2/89
3.	64.3 (9-14)	Long Beach State	2/3/94	3.	13 UC Irvine	12/15/88
4.	63.6 (7-11)	New Mexico	1/15/14	4.	12 UC Irvine	3/3/88
	63.6 (7-11)	Northern Colorado	1/13/05		12 San Jose State	2/4/88
	63.6 (7-11)	at Colorado State	3/2/00	6.	11 UC Santa Barbara	3/8/89
	63.6 (7-11)	San Diego State	1/29/00		11 Southern Utah	12/22/86
8.	60.0 (6-10)	San Jose State	1/29/14		11 New Mexico	1/5/84
	60.0 (12-20)	at Cal Poly	11/27/02		11 Lamar	12/31/05
	60.0 (9-15)	twice		10.	10 seven times	
	60.0 (6-10)	four times				

MEET THE TEAM



# YEAR BY YEAR LEADERS

## SCORING

1974-75	Emma Jean Major	243	16.2
1975-76	Debra Waddy	766	25.5
1976-77	Debra Waddy	399	18.8
1977-78	Belinda Candler	610	24.4
1978-79	Teresa Willis	670	24.8
1979-80	Kathy Ricks	490	16.3
1980-81	Kathy Ricks	485	20.2
1981-82	Penny Welsh	477	16.0
1982-83	Penny Welsh	517	19.9
1983-84	Rochelle Oliver	504	16.3
1984-85	Misty Thomas	593	20.4
1985-86	Misty Thomas	481	18.5
1986-87	Angela Christian	619	20.6
1987-88	Pauline Jordan	557	16.4
1988-89	Pauline Jordan	611	18.5
1989-90	Pauline Jordan	520	16.8
1990-91	Vicki Lander	446	13.9
1991-92	Teresa Jackson	446	17.2
1992-93	Teresa Jackson	716	23.2
1993-94	Cherie Hogg	438	14.6
1994-95	Gwynn Hobbs	405	15.6
1995-96	Loriessa Randle	356	14.2
1996-97	Taneisha Gossett	288	10.7
1997-98	Taneisha Gossett	311	12.0
1998-99	Linda Fröhlich	657	23.5
1999-00	Linda Fröhlich	604	21.6
2000-01	Linda Fröhlich	500	19.2
2001-02	Linda Fröhlich	594	20.5
2002-03	Constance Jinks	585	20.2
2003-04	RanDee Henry	602	17.7
2004-05	Sheena Moore	452	14.6
2005-06	Sheena Moore	388	12.9
2006-07	Sequoia Holmes	413	14.2
2007-08	Sequoia Holmes	550	18.3
2008-09	Shamela Hampton	476	14.9
2009-10	Erica Helms	412	13.3
2010-11	Kelli Thompson	438	14.1
2011-12	Kelli Thompson	456	14.3
2012-13	Kelli Thompson	564	18.2
2013-14	Alana Cesarz	443	13.8
2014-15	Danielle Miller	549	18.3
2015-16	Dakota Gonzalez	427	13.8

## REBOUNDING

1974-75	Emma Jean Major	195	13.0
1975-76	Janice Fuller	431	13.9
1976-77	Belinda Candler	165	9.2
1977-78	Belinda Candler	343	13.7
1978-79	Teresa Willis	322	11.9
1979-80	Jean Kinn	210	7.5
1980-81	Kathie Calloway	280	12.2
1981-82	Kathie Calloway	275	9.5
1982-83	Penny Welsh	208	8.0
1983-84	Donya Monroe	264	8.5
1984-85	Angela Christian	221	7.1
1985-86	Donya Monroe	240	7.7
1986-87	Angela Christian	308	10.3
1987-88	Pauline Jordan	297	8.7
1988-89	Pauline Jordan	427	12.9
1989-90	Pauline Jordan	370	11.9

1990-91	Tasha Bradley	210	7.8
1991-92	Merlelynn Lange	211	8.1
1992-93	Teresa Jackson	237	7.6
1993-94	Tonia Carter	195	7.5
1994-95	Tracy Titus	242	9.3
1995-96	LeAnn Kazmer	165	6.9
1996-97	Celeste Taylor	212	8.2
1997-98	Angalete Dye	211	7.8
1998-99	Linda Fröhlich	258	9.2
1999-00	Linda Fröhlich	319	11.4
2000-01	Linda Fröhlich	246	9.5
2001-02	Linda Fröhlich	301	10.4
2002-03	Sherry McCracklin	248	8.6
2003-04	Sherry McCracklin	331	9.7
2004-05	RanDee Henry	263	8.5
2005-06	Sherry McCracklin	195	7.0
2006-07	Faye Muller	291	10.0
2007-08	Sequoia Holmes	218	7.3
2008-09	Jamie Smith	304	9.5
2009-10	Jamie Smith	324	10.5
2010-11	Jamie Smith	252	8.1
2011-12	Jamie Smith	265	8.3
2012-13	Réjane Vérin	212	6.8
2013-14	Aley Rohde	193	6.9
2014-15	Alana Cesarz	229	7.6
2015-16	Aley Rohde	210	7.8

## ASSISTS

1974-75	Jackie Alford	44	2.9
1975-76	Shelia Powell	174	5.6
1976-77	Donna Wick	53	2.9
1977-78	Anita Carter	87	3.5
1978-79	Tina Glover	119	4.3
1979-80	Anita Carter	79	2.7
1980-81	Sonia Lykes	137	5.7
1981-82	Sonia Lykes	146	5.0
1982-83	Misty Thomas	147	5.3
1983-84	Misty Thomas	180	5.8
1984-85	Misty Thomas	178	6.1
1985-86	Misty Thomas	153	5.9
1986-87	Zina Harris	156	5.2
1987-88	Karen Hall	143	4.2
1988-89	Vicki Lander	122	3.6
1989-90	Linda Staley	143	4.6
1990-91	Janice Holliday	145	4.5
1991-92	Sharon Hargrove	134	5.2
1992-93	Cherie Hogg	154	5.0
1993-94	Cherie Hogg	134	4.5
1994-95	Gwynn Hobbs	180	6.9
1995-96	Loriessa Randle	94	3.8
1996-97	Toby Girard	69	2.6
1997-98	Toby Girard	83	3.1
1998-99	Kristen Pool	191	6.8
1999-00	Dayna Gambill	117	4.0
2000-01	Dayna Gambill	136	4.9
2001-02	Constance Jinks	114	3.7
2002-03	Julie Gray	142	4.9
2003-04	InFini Robinson	97	2.8
2004-05	Sheena Moore	113	3.6
2005-06	Sheena Moore	97	3.2
2006-07	Brittany Halberg	83	2.9
2007-08	Brittany Halberg	82	2.8

@UNLVADYREBELS

#StormTheCourt

#unlvwbb

# YEAR BY YEAR LEADERS



2008-09	Erica Helms	91	2.9
2009-10	Erica Helms	105	3.4
2010-11	Mia Bell	109	3.8
2011-12	Mia Bell	114	4.0
2012-13	Rmanii Haynes	151	4.9
2013-14	Mia Bell	112	3.9
2014-15	Brooke Johnson	67	2.2
2015-16	Brooke Johnson	89	2.8

## STEALS

1976-77	Shelia Powell	39	3.9
1977-78	Diane Tillman	38	1.6
1978-79	Tina Glover	52	1.9
1979-80	Sandra Hamilton	61	2.0
1980-81	Kathy Ricks	67	2.8
1981-82	Sonia Lykes	54	1.9
1982-83	Rochelle Oliver	85	3.0
1983-84	Rochelle Oliver	107	3.5
1984-85	Zina Harris	72	2.3
1985-86	Karen Hall	85	2.8
1986-87	Karen Hall	79	2.7
1987-88	Karen Hall	117	3.4
1988-89	Vicki Lander	58	1.7
1989-90	Pauline Jordan	71	2.3
1990-91	Vicki Lander	62	1.9
1991-92	Sharon Hargrove	82	3.2
1992-93	Cherie Hogg	102	3.3
1993-94	Cherie Hogg	129	4.3
1994-95	Gwynn Hobbs	75	2.9
1995-96	Loriessa Randle	36	1.4
1996-97	Celeste Taylor	47	1.8
1997-98	Taneisha Gossett	48	1.8
1998-99	Linda Fröhlich	82	2.9
1999-00	Linda Fröhlich	90	3.2
2000-01	Linda Fröhlich	59	2.3
2001-02	Julia Gray	67	2.2
2002-03	Julia Gray	99	3.4
2003-04	Sherry McCracklin	64	1.9
2004-05	Sequoia Holmes	52	1.7
2005-06	Sequoia Holmes	65	2.2
2006-07	Sequoia Holmes	76	2.6
2007-08	Sequoia Holmes	70	2.3
2008-09	Jamie Smith	49	1.5
2009-10	Erica Helms	51	1.6
2010-11	Kelli Thompson	47	1.5
2011-12	Mia Bell	62	1.9
2012-13	Rmanii Haynes	61	2.0
2013-14	Danielle Miller	56	1.8
2014-15	Danielle Miller	66	2.2
2015-16	Brooke Johnson	78	2.4

## BLOCKS

1979-90	Jean Kinn	21	0.8
1980-81	Kathie Calloway	12	0.5
1981-82	Kathie Calloway	11	0.4
1982-83	Tara Garlepp	10	0.4
1983-84	Tara Garlepp	37	1.2
1984-85	Kathy LaVern	30	1.0
1985-86	Angela Christian	43	1.4
1986-87	Angela Christian	58	1.9

1987-88	Pauline Jordan	84	2.5
1988-89	Pauline Jordan	97	2.9
1989-90	Pauline Jordan	105	3.4
1990-91	Debra Davis	26	1.0
1991-92	Merlelynn Lange	43	1.7
1992-93	Teresa Jackson	32	1.0
1993-94	Tracy Titus	41	1.4
1994-95	Tracy Titus	44	1.7
1995-96	LeAnn Kazmer	12	0.5
1996-97	Angalete Dye	17	0.6
1997-98	Angalete Dye	29	1.1
1998-99	Angalete Dye	39	1.5
1999-00	Linda Fröhlich	36	1.3
2000-01	Linda Fröhlich	41	1.6
2001-02	Linda Fröhlich	31	1.1
2002-03	Sherry McCracklin	32	1.1
2003-04	Sherry McCracklin	49	1.4
2004-05	Sequoia Holmes	25	0.8
2005-06	Sherry McCracklin	37	1.3
2006-07	Faye Muller	29	1.0
2007-08	Shamela Hampton	28	0.9
2008-09	Jamie Smith	27	0.8
2009-10	Jamie Smith	26	0.8
2010-11	Lenita Sanford	22	2.0
2011-12	Lenita Sanford	69	2.4
2012-13	Amie Callaway	29	0.9
2013-14	Aley Rohde	31	1.1
2014-15	Aley Rohde	36	1.2
2015-16	Annie Callaway	35	1.1

## THREE-POINT FIELD GOALS

1987-88	DeNise Ballenger	55	1.7
1988-89	DeNise Ballenger	30	0.9
1989-90	Vicki Lander	25	0.8
1990-91	Vicki Lander	38	1.2
1991-92	Gwynn Hobbs	41	1.6
1992-93	Gwynn Hobbs	71	2.3
1993-94	Gwynn Hobbs	49	1.6
1994-95	Gwynn Hobbs	51	2.0
1995-96	Loriessa Randle	32	1.3
1996-97	Loriessa Randle	21	0.8
1997-98	Kristen Pool	31	1.1
1998-99	Erin Johansson	49	1.8
1999-00	Erin Johansson	54	1.9
2000-01	Linda Fröhlich	38	1.5
2001-02	Erin Johansson	40	1.3
2002-03	Constance Jinks	39	1.3
2003-04	Sheena Moore	50	1.8
2004-05	Sheena Moore	57	1.8
2005-06	Sheena Moore	40	1.3
2006-07	Sequoia Holmes	28	1.0
2007-08	Sequoia Holmes	32	1.1
2008-09	Erica Helms	43	1.4
2009-10	Kelli Thompson	58	1.9
2010-11	Kelli Thompson	64	2.1
2011-12	Kelli Thompson	52	1.3
2012-13	Kelli Thompson	64	2.1
2013-14	Mia Bell	52	1.8
2014-15	Danielle Miller	54	1.8
2015-16	Brooke Johnson	55	1.7

MEET THE TEAM



# TEAM SEASON RECORDS

@UNLVADYREBELS

#StormTheCourt

#unlvwb

## POINTS

1.	2,846	1975-76
2.	2,663	1988-89
3.	2,556	1989-90
4.	2,552	1990-91
5.	2,545	1987-88
	2,545	1977-78
7.	2,499	1992-93
8.	2,431	1979-80
9.	2,393	1983-84
10.	2,381	2003-04

## FG ATTEMPTED

1.	2,948	1975-76
2.	2,299	1978-79
3.	2,284	1979-80
4.	2,235	1988-89
5.	2,204	1977-78
6.	2,139	1987-88
7.	2,138	1990-91
8.	2,030	1983-84
9.	2,012	1992-93
10.	2,007	1989-90

## 3-POINT ATTEMPTS

1.	629	2009-10
2.	612	2008-09
3.	549	2010-11
4.	521	2015-16
5.	489	2011-12
6.	487	2014-15
7.	461	2012-13
8.	439	2004-05
9.	427	2013-14
10.	425	2008-09

## REBOUNDS

1.	2,237	1975-76
2.	1,627	1988-89
3.	1,579	1978-79
4.	1,446	1979-80
5.	1,427	1989-90
6.	1,416	1987-88
7.	1,391	1990-91
8.	1,389	1977-78
9.	1,363	2003-04
10.	1,344	1985-86

## SCORING AVERAGE

1.	94.6	1977-78
2.	91.8	1975-76
3.	91.2	1976-77
4.	90.1	1978-79
5.	82.7	1982-83
6.	82.5	1989-90
7.	81.1	1979-80
8.	80.6	1992-93
9.	79.8	1990-91
10.	78.9	1980-81

## FG PERCENTAGE

1.	.529 (973-1,841)	1982-83
2.	.502 (1,019-2,030)	1983-84
3.	.489 (794-1,623)	1991-92
	.489 (981-2,007)	1989-90
5.	.488 (922-1,888)	1984-85
6.	.485 (868-1,788)	1993-94
7.	.484 (936-1,933)	1985-86
8.	.479 (873-1,821)	1986-87
9.	.478 (962-2,012)	1992-93
10.	.477 (1,019-2,138)	1990-91

## 3-POINT PERCENTAGE

1.	.415 (59-142)	1991-92
2.	.407 (77-189)	1987-88
	.407 (103-253)	1993-94
4.	.373 (107-287)	1994-95
5.	.366 (117-320)	1992-93
6.	.351 (71-202)	1990-91
7.	.348 (117-336)	2000-01
8.	.347 (148-427)	2013-14
9.	.317 (124-391)	2002-03
10.	.315 (193-612)	2008-09

## REBOUND MARGIN

1.	+26.3	1975-76
2.	+14.9	1982-83
3.	+13.9	1988-89
4.	+11.2	1989-90
5.	+9.6	1984-85
6.	+9.5	1983-84
7.	+9.3	1985-86
8.	+8.4	1990-91
9.	+8.1	2003-04
10.	+7.4	1986-87

## SCORING MARGIN

1.	+36.3	1975-76
2.	+24.1	1976-77
3.	+23.0	1989-90
4.	+19.3	1977-78
5.	+18.1	1982-83
6.	+15.5	1983-84
7.	+15.1	1992-93
8.	+14.2	1978-79
9.	+13.9	1988-89
10.	+13.8	1979-80

## 3-POINT GOALS

1.	193	2008-09
2.	191	2009-10
3.	160	2015-16
4.	155	2010-11
5.	148	2013-14
6.	143	2014-15
7.	139	2011-12
8.	132	2004-05
9.	131	2012-13
10.	128	1999-00

## FT MADE

1.	605	2003-04
2.	565	1978-79
3.	548	1989-90
4.	537	2014-15
5.	516	1977-78
6.	515	1988-89
7.	514	1987-88
8.	513	2010-11
9.	508	1985-86
10.	499	2013-14

## ASSISTS

1.	662	1990-91
2.	630	1989-90
3.	604	1992-93
4.	603	1975-76
5.	588	1988-89
6.	583	1993-94
7.	518	1985-86
8.	507	1983-84
9.	496	1986-87
10.	485	1979-80

## WINS

1.	28	1989-90
2.	27	1988-89
3.	26	2003-04
	26	1984-85
	26	1975-76
6.	25	1990-91
	25	1987-88
8.	24	four times



UNLV would finish 2008-09 with 193 three-point goals, easily shattering the previous mark of 132.

## FT ATTEMPTED

1.	928	1978-79
2.	880	2003-04
3.	795	2014-15
4.	774	1989-90
5.	760	1975-76
6.	748	1985-86
7.	745	1987-88
8.	740	1988-89
9.	740	1977-78
10.	730	2001-02

## BLOCKS

1.	223	1988-89
2.	197	1989-90
3.	180	1987-88
4.	153	1986-87
5.	152	1983-84
6.	139	1984-85
7.	138	2011-12
8.	137	1985-86
9.	120	1990-91
10.	119	2005-06

## FIELD GOALS MADE

1.	1,254	1975-76
2.	1,053	1988-89
3.	1,019	1990-91
	1,019	1983-84
5.	993	1979-80
6.	990	1978-79
7.	981	1989-90
8.	977	1987-88
9.	973	1982-83
10.	962	1992-93

## FT PERCENTAGE

1.	.726 (513-707)	2010-11
2.	.719 (499-694)	2013-14
3.	.715 (485-678)	2012-13
4.	.713 (403-565)	1991-92
5.	.712 (437-614)	2004-05
6.	.711 (369-519)	1982-83
7.	.709 (458-646)	1992-93
8.	.708 (548-774)	1989-90
9.	.704 (386-548)	2000-01
10.	.699 (425-608)	1998-99

## STEALS

1.	420	1993-94
2.	414	1992-93
3.	395	1987-88
4.	352	1989-90
	352	1983-84
6.	342	1988-89
7.	340	1985-86
8.	319	2001-02
9.	318	1984-85
10.	306	1998-99



# MISCELLANEOUS RECORDS



## 100-POINT GAMES

Date	Opponent	Site	Score
12/10/74	Dixie JC	H	103-29
12/5/75	Northern Arizona	H	108-20
12/16/75	Utah State	H	104-55
12/18/75	Weber State	H	111-70
12/12/76	Northern Colorado	N	102-48
1/1/76	Hawaii	N	103-49
1/9/76	Colorado	A	121-48
1/12/76	Skagit Valley CC	H	119-26
1/20/76	Southern Utah	H	116-36
1/30/76	Arizona	H	117-51
2/19/76	BYU-Hawaii	A	107-16
3/2/76	UC Santa Barbara	H	116-68
12/9/76	Utah State	H	110-49
1/4/77	Pepperdine	H	108-53
1/29/77	Utah State	H	105-75
2/4/77	Weber State	H	116-74
2/11/77	Texas A&M	N	108-92
12/9/77	Eastern Oklahoma St	H	103-68
12/10/77	Utah State	H	111-71
12/16/77	Utah	H	103-70
1/5/78	Drake	H	101-86
1/12/78	Arizona State	H	106-80
1/13/78	Colorado	H	103-39
1/18/78	Kansas State	H	113-84
1/20/78	Weber State	A	110-92
1/28/78	Baylor	N	107-82
11/25/78	New Mexico State	H	104-72
11/30/78	Arizona	H	106-63
12/4/78	Arizona State	H	107-72
12/16/78	Utah State	H	119-95
2/9/79	Pepperdine	H	107-97
12/7/79	Cal State Fullerton	H	106-79
12/15/79	California	H	102-79
1/4/80	Baylor	H	110-64
1/18/80	Hawaii	H	101-69
1/16/81	Louisiana State	H	108-110
1/6/83	West Texas State	H	104-64
3/3/83	Northern Arizona	H	102-40
2/17/84	Utah State	A	116-68
2/6/86	San Diego State	H	102-75
3/1/86	Pacific	H	106-61
2/4/88	San Jose State	A	113-42
11/25/89	Creighton	H	109-74
1/20/90	UC Irvine	A	100-34
3/8/90	San Jose State	H	102-67
3/2/91	Pacific	H	102-76
2/4/93	UC Irvine	H	100-71
3/9/94	Long Beach State	H	108-81

## OVERTIME GAMES

### SINGLE OVERTIME RECORD - 15-21 Home (7-12), Road (10-6), Neutral (0-3)

Date	Opponent	Site	Score
2/9/79	Pepperdine	H	107-97
2/26/79	BYU	A	94-103
1/19/83	Creighton	A	77-72
11/23/85	Arizona State	A	92-88
2/28/88	South Carolina	N	97-98
3/25/88	South Alabama	N	85-88
12/8/90	Houston	A	84-80
1/24/91	UC Santa Barbara	H	82-85
2/4/91	Cal State Fullerton	H	88-82
2/20/91	UC Santa Barbara	A	88-85
2/13/92	New Mexico State	H	95-99
2/22/92	Pacific	A	66-63
3/1/93	UC Santa Barbara	A	86-79
3/25/93	SMU	N	74-76
3/10/94	New Mexico State	H	74-69
1/10/95	UC Irvine	A	76-81
12/6/97	Middle Tennessee St.	H	82-85
1/21/99	SMU	H	72-69
2/18/99	TCU	A	63-64
11/27/99	Weber State	H	72-75
12/11/99	Nevada, Reno	A	75-83
1/4/02	Northern Arizona	H	76-72
1/4/03	Northern Arizona	A	76-85
3/12/03	BYU	H	64-66
3/4/04	Utah	A	68-60
12/19/04	Iowa State	H	78-86
3/4/06	TCU	A	77-82
2/21/07	BYU	H	76-71
2/16/08	BYU	H	73-68
11/28/08	Eastern Washington	H	69-70
11/19/09	Sacramento State	A	97-92
1/20/10	Colorado State	H	66-65
12/18/10	South Florida	H	54-59
1/14/12	San Diego State	H	62-66
2/4/12	Wyoming	H	47-51
11/18/12	Montana	H	65-69
1/10/15	San Jose State	A	72-68
2/11/15	Fresno State	A	73-70

### DOUBLE OVERTIME RECORD - 0-1 Home (0-1), Road (0-0), Neutral (0-0)

Date	Opponent	Site	Score
1/16/81	LSU	H	108-110

### TRIPLE OVERTIME RECORD - 1-0 Home (1-0), Road (0-0), Neutral (0-0)

Date	Opponent	Site	Score
1/25/75	Nevada, Reno	H	74-63

## MARGIN OF VICTORY

Biggest Win	Date
1. 104 pts vs. Dixie JC	Dec. 10, 1975
2. 93 pts vs. Skagit Valley CC	Jan. 12, 1975
3. 91 pts at BYU-Hawaii	Feb. 19, 1976
4. 88 pts vs. Northern Arizona	Dec. 5, 1975
5. 73 pts at Colorado	Jan. 9, 1975
6. 71 pts at San Jose State	Feb. 4, 1988
7. 66 pts at Hawaii	Feb. 21, 1976
8. 64 pts at UC Irvine	Jan. 20, 1990
64 pts vs. Colorado	Jan. 13, 1978
10. 62 pts vs. Northern Arizona	Mar. 3, 1983

Biggest Losses	Date
1. 66 vs. UCLA	Feb. 16, 1975
2. 57 at Oregon	Dec. 6, 1996
3. 48 at Wyoming	Jan. 23, 2008
4. 46 vs. Georgia	Dec. 28, 1996
5. 44 at San Diego State	Jan. 9, 1997

## ALL-TIME ASSISTANT COACHES

Nikki Blue	2008-14
Jim Bolla	1981-83
Jerry Busone	1985-86
<b>Caitlin Collier</b>	<b>2008-</b>
Pat Charity	2002
Kristen Cole	2000-01
Steve Corraro	1995-96
Carol Dugan	1994
Kari Duperron	2008-2010
Rich Glenn	1987-93
Cherie Hogg	2003-04
Brooke Ingalls	2002
Frozena Jerro	2003-08
Geannine Jordan	1995-96
Sheryl Krmopotich	1997-98
Howie Landa	1990-93
Musiette McKinney	1993-96
Jim Minello	1980
Rochelle Oliver	1990-92
Kim Ortega	2010-12
Brenda Pantoja	2000-01
Marcus Payne	1997-98
Melanie Pearson	2005-07
Dan Pence	1981-84
Lisa Rathbun	1999
Staci Schulz	1999
Matti Smith	1977
Julie Sullivan	1989
Carrie (Thompson) Daniels	1997-99
Anthony Turner	2003-08
<b>Kalee Whipple</b>	<b>2012-</b>
Donna Wick	1978-79
Josh Wick	2007-08
<b>Mia Bell</b>	<b>2014-</b>

## WIN STREAKS

Overall Win Streak	Streak	Date Started	Ended
22	Dec. 4, 1989	Feb. 24, 1990	
22	Nov. 25, 1978	Feb. 23, 1979	
18	Dec. 13, 1992	Feb. 20, 1993	
18	Feb. 18, 1977	Jan. 27, 1978	
15	Feb. 4, 1983	Dec. 31, 1983	
14	Nov. 23, 1990	Jan. 16, 1991	
14	Mar. 26, 1988	Jan. 12, 1989	
12	Jan. 24, 1985	Mar. 15, 1985	
12	Jan. 20, 1976	Mar. 12, 1976	
11	Dec. 27, 1982	Jan. 28, 1983	

Home Win Streak	Streak	Date Started	Ended
62	Mar. 1, 1975	Feb. 18, 1979	
18	Nov. 24, 1989	Mar. 17, 1990	
14	Feb. 4, 1983	Dec. 31, 1984	
13	Nov. 16, 2001	Feb. 28, 2002	
13	Dec. 4, 1992	Feb. 20, 1993	

Away Win Streak	Streak	Date Started	Ended
11	Feb. 18, 1977	Feb. 23, 1979	
10	Feb. 7, 1985	Dec. 14, 1985	
9	Dec. 13, 1992	Mar. 5, 1993	
9	Feb. 11, 1984	Jan. 19, 1985	
9	Dec. 4, 1989	Feb. 24, 1990	





# DOUBLE-DOUBLES/TOP 25

@UNLVADYREBELS

#StormTheCourt

#unlvwbb

## UNLV CAREER DOUBLE-DOUBLES

Pauline Jordan (1988-90).....	54
Linda Fröhlich (1999-02).....	52
Angela Christian (1984-87).....	36
Jamie Smith (2009-12).....	34
Kathie Calloway (1979-82).....	29
Sherry McCracklin (2002-06).....	25
Shamela Hampton (2006-09).....	24
RanDee Henry (2003-05).....	24
Donya Monroe (1983-86).....	21
Teresa Jackson (1990-93).....	19
Misty Thomas (1983-86).....	19
Geannine Jordan (1987-90).....	18
Teresa Willis (1979-80).....	18
Merlelynn Lange (1989-92).....	16
Angalete Dye (1996-99).....	16
Belinda Candler (1977-78).....	15
Tracy Titus (1992-95).....	14
Alana Cesarz (2011-2015).....	12

## UNLV CAREER TRIPLE-DOUBLES

### Linda Fröhlich

vs. Colorado State - (Feb. 25, 1999)  
14 points, 12 assists, 10 rebounds

### Pauline Jordan

at Colorado - (March 23, 1989)  
NCAA Second Round game  
22 points, 17 rebounds, 11 blocks



Pauline Jordan posted a triple-double by the end of the first half in UNLV's win at Colorado in the NCAA Tournament on March 23, 1989.

## UNLV IN THE ASSOCIATED PRESS TOP 25 RANKINGS

### 1976-77

Weeks in Rankings..... 10  
Highest ranking..... 3rd (Dec. 15)  
Final ranking..... None

### 1977-78

Weeks in rankings..... 1  
Highest ranking..... 17th (Mar. 8)  
Final ranking..... None

### 1978-79

Weeks in rankings..... 15  
Highest ranking..... 10th, five times  
..... (last on Feb. 27)  
Final ranking..... 17th

### 1979-80

Weeks in rankings..... 15  
Highest ranking..... 12th, twice  
..... (last on Jan. 22)  
Final ranking..... None

### 1984-85

Weeks in rankings..... 5  
Highest ranking..... 16th, twice  
..... (last on Mar. 10)  
Final ranking..... 16th

### 1985-86

Weeks in rankings..... 6  
Highest ranking..... 15th (Dec. 22)  
Final ranking..... None

### 1987-88

Weeks in rankings..... 7  
Highest ranking..... 16th (Jan. 4)  
Final ranking..... None

### 1988-89

Weeks in rankings..... 12  
Highest ranking..... 16th, four times  
..... (last on Mar. 13)  
Final ranking..... 16th

### 1989-90

Weeks in rankings..... 17  
Highest ranking..... 2nd, twice  
..... (last on Feb. 19)  
Final ranking..... 5th

### 1990-91

Weeks in rankings..... 17  
Highest ranking..... 5th (Jan. 14)  
Final ranking..... 17th

### 1991-92

Weeks in rankings..... 2  
Highest ranking..... 24th (Nov. 17)  
Final ranking..... None

### 1992-93

Weeks in rankings..... 7  
Highest ranking..... 17th (Feb. 16)  
Final ranking..... None

### 1993-94

Weeks in rankings..... 2  
Highest ranking..... 24th (Jan. 11)  
Final ranking..... None

## FINAL POLL HISTORY

### AP Top 25

1978-79.....	17th
1984-85.....	16th
1988-89.....	16th
1989-90.....	5th
1990-91.....	17th

### ESPN/USA Today


### Coaches Top 25

1988-89.....	12th
1989-90.....	15th
1990-91.....	22nd

The last time UNLV was ranked in either poll was on Jan. 18, 1994, in the AP Top 25 (25th)

## BELINDA CANDLER


**First Team All-American**  
1977-78  
National Scouting  
Association



**Belinda Candler** (1976-77) became the school's first All-American after leading the team to a 23-2 record, while posting a 24.4 ppp scoring average. Candler also remains on the UNLV season leader top-10 lists in points, points per game, field goals, field goal percentage, free throws, free throws attempted, and rebounds.

## TERESA WILLIS


**First Team All-American**  
1978-79  
National Scouting  
Association



**Teresa Willis** played at UNLV from 1978-1980, and led the team in scoring with a 24.8 ppg average in 1978-79, the second-highest average in school history, while her 670 points that season ranks third-all time at UNLV. Teresa Willis still holds the UNLV school record for most points scored in a game, 44 against Utah State on Dec. 16, 1978.

## MISTY THOMAS

**Second Team All-American**  
1984-85  
Basketball News Service  
**Freshman 2nd team**  
**All-American**  
1982-83  
Women's Basketball Yearbook



**Misty Thomas** (1982-86), one of three Lady Rebels with their jersey retired, was also a three-time all-Big West player and Player of the Year in 1985. She guided UNLV to its first two NCAA appearances (1984, 85) as well.

## PAULINE JORDAN

**First Team All-American**  
1989-90  
James A. Naismith  
**Second Team All-American**  
1988-89  
America Women's Sports Federation  
**Honorable Mention**  
**All-American**  
1988-89  
Kodak/WBCA



**Pauline Jordan**, considered the top player in UNLV history, earned first-team All-American honors her senior year while leading UNLV to a final No. 5 national ranking and a school-record 28-3 mark. Fourth-all-time at UNLV in career scoring despite playing only three years, she was a three-time All-Big West selection, and Player of the Year in 1989-90.


## LINDA FRÖHLICH

**Third Team All-American**  
2001-02  
Associated Press  
**Honorable Mention**  
**All-American**  
1999-00, 2000-01, 2001-02  
Kodak/WBCA  
1999-00, 2000-01  
Associated Press



**Linda Fröhlich** keyed the recent turnaround of the Lady Rebel program to its current success, as she was named National Freshman of the Year in 1999 after finishing sixth in the nation in scoring. She was a three-time MWC Player of the Year and honorable mention All-American honoree, and is UNLV's all-time leading career scorer with 2,355 points


## HONORABLE MENTION ALL-AMERICANS




**Janie Fincher**  
NSA '77-78



**Kathy Ricks**  
AESF '79-80



**Angela Christian**  
AWSF '86-87



**Constance Jinks**  
Kodak/WBCA '02-03



**RanDee Henry**  
Kodak/WBCA '03-04



**Sherry McCracklin**  
Kodak/WBCA '03-04



# ALL-TIME HONOR ROLL

## CONFERENCE HONORS

### Player of the Year

1984-85	Misty Thomas	Big West
1989-90	Pauline Jordan (co)	Big West
1999-00	Linda Fröhlich	Mountain West
2000-01	Linda Fröhlich (co)	Mountain West
2001-02	Linda Fröhlich	Mountain West

### Coach of the Year

1983-84	Sheila Strike-Bolla and Jim Bolla	Big West
1984-85	Sheila Strike-Bolla and Jim Bolla	Big West
1989-90	Jim Bolla	Big West

### Freshman of the Year


1998-99	Linda Fröhlich	Western Athletic
2008-09	Jamie Smith	Mountain West
2012-13	Réjane Vérin	Mountain West

### Newcomer of the Year


2003-04	RanDee Henry	Mountain West
---------	--------------	---------------

### Defensive Player of the Year

2002-03	Julia Gray	Mountain West
2003-04	Sherry McCracklin (Co)	Mountain West
2006-07	Sequoia Holmes	Mountain West



**SEQUOIA  
HOLMES**



**RANDEE  
HENRY**

### All-Big West Conference

1983-84	Rochelle Oliver, G	First Team
	Misty Thomas, G	First Team
1984-85	Donya Monroe, C/F	First Team
	Misty Thomas, G	First Team
	Angela Christian, F	Second Team
	Zina Harris, G	Second Team
1985-86	Donya Monroe, F	First Team
	Misty Thomas, G	First Team
	Angela Christian, F	Second Team

1986-87	Angela Christian, F	First Team
	Karen Hall, G	Second Team
1987-88	Pauline Jordan, C	First Team
	Karen Hall, G	Honorable Mention
1988-89	Pauline Jordan, C	First Team
	Geannine Jordan, F	Second Team
1989-90	Pauline Jordan, C	First Team
	Geannine Jordan, F	Second Team
	Vicki Lander, G	Second Team
1990-91	Vicki Lander, G	First Team
	Tasha Bradley, F	Second Team
	Merlelynn Lange, C	Second Team
1991-92	Teresa Jackson, F	First Team
	Sharon Hargrove, G	Second Team
	Merlelynn Lange, C	Second Team
1992-93	Teresa Jackson, F	First Team
	Gwynn Hobbs, G	Second Team
	Trudie Hopgood, F	Second Team
	Cherie Hogg, G	Honorable Mention
1993-94	Gwynn Hobbs, G	First Team
	Cherie Hogg, G	First Team
	Trudie Hopgood, F	Honorable Mention
1994-95	Gwynn Hobbs, G	First Team
	Tracy Titus, C	Second Team
1995-96	Loriessa Randle, G	Honorable Mention

### All-Western Athletic Conference

1998-99	Linda Fröhlich, F	First Team
---------	-------------------	------------

@UNLVADYREBELS

#StormTheCourt

#unlvwbb

# ALL-TIME HONOR ROLL



## All-Mountain West

1999-00	Linda Fröhlich, F	First Team
2000-01	Linda Fröhlich, F Constance Jinks, G	First Team Third Team
2001-02	Linda Fröhlich, F Constance Jinks, G Petra Gläser, C	First Team First Team Honorable Mention
2002-03	Constance Jinks, G Sherry McCracklin, F Julia Gray, G	First Team Third Team Honorable Mention
2003-04	RanDee Henry, F Sherry McCracklin, F Sheena Moore, G	First Team First Team Second Team
2004-05	RanDee Henry, F Sheena Moore, G Sequoia Holmes, F	Second Team Second Team Honorable Mention
2005-06	Sherry McCracklin, F Sheena Moore, G	First Team Second Team
2006-07	Sequoia Holmes Shamela Hampton	Second Team Third Team
2007-08	Sequoia Holmes Shamela Hampton	First Team Third Team
2008-09	Shamela Hampton Jamie Smith	Third Team Honorable Mention
2009-10	Erica Helms Jamie Smith	Third Team Honorable Mention
2010-11	Kelli Thompson	Honorable Mention
2011-12	Lenita Sanford Kelli Thompson Mia Bell Jamie Smith	First Team Second Team Third Team Third Team
2012-13	Kelli Thompson Réjane Vérin	First Team Honorable Mention
2013-14	Alana Cesarz	Honorable Mention
2014-15	Alana Cesarz Danielle Miller	First Team First Team
2015-16	Dakota Gonzalez	Honorable Mention

## All-Defensive Team

2011-12	Lenita Sanford	Mountain West
	Mia Bell	Mountain West
2014-14	Danielle Miller	Mountain West

## All-Freshman Team

1986-87	Geannine Jordan, F	Big West
1988-89	Merlelynn Lange, C	Big West
1989-90	Teresa Jackson, F	Big West
1991-92	Gwynn Hobbs, G	Big West
1994-95	Summer Peterson, F	Big West
2014-15	Nikki Wheatley, G	Mountain West

## All-Newcomer Team

1998-99	Linda Fröhlich	WAC (Mountain)
1999-00	Constance Jinks	Mountain West

## Conference Tournament MVP

1984-85	Misty Thomas	Big West
1989-90	Pauline Jordan	Big West
1993-94	Gwynn Hobbs	Big West

## All-Tournament Team


1986-87	Angela Christian	Big West
---------	------------------	----------

1987-88	Pauline Jordan	Big West
1988-89	Pauline Jordan	Big West
1989-90	Geannine Jordan Pauline Jordan	Big West Big West
1992-93	Teresa Jackson	Big West
1993-94	Gwynn Hobbs Cherie Hogg	Big West Big West
1998-99	Linda Fröhlich	WAC
1999-00	Linda Fröhlich	Mountain West
2001-02	Linda Fröhlich Constance Jinks	Mountain West Mountain West
2002-03	Sherry McCracklin	Mountain West
2004-05	Sheena Moore	Mountain West
2008-09	Shamela Hampton	Mountain West

## WNIT HONORS

### All Postseason WNIT

2003-04	Sheena Moore
---------	--------------



**SHEENA MOORE**

## ACADEMIC HONORS

### CoSIDA Academic All-America Selections

1983-84	Misty Thomas, G	First Team
1984-85	Misty Thomas, G	First Team
1985-86	Misty Thomas, G	First Team
2001-02	Linda Fröhlich, F	First Team

### CoSIDA Academic All-District Selections

1999-00	Linda Fröhlich, F	Third Team
2001-02	Linda Fröhlich, F	First Team
2007-08	Sequoia Holmes, G	Third Team
2008-09	Brittany Halberg, G	First Team

MEET THE TEAM



# ALL-TIME LETTERWINNERS

@UNLVADYREBELS

#StormTheCourt

#unlvwb

**A**  
 Kathy Acor ..... 1981-82, 82-83, 83-84  
 Elana Adams ..... 1995-96, 96-97  
 Jill Adamson ..... 1974-75, 75-76  
 Toni Affeldt ..... 1974-75  
 Yatska Aldarondo ..... 1978-79  
 Jackie Alford ..... 1974-75, 75-76  
 Amanda Anderson ..... 2009-10, 10-11, 12-13, 13-14  
**Alyssa Anderson** ..... **2014-15-present**  
 Lori Arent ..... 1982-83, 83-84

**B**  
 DeNise Ballenger ..... 1987-88, 88-89  
 Jazmyne Bartee ..... 2013-14, 14-15  
 Melissa Batchelder ..... 1993-94  
 Mia Bell ..... 2009-10, 10-11, 11-12, 13-14  
**Jordyn Bell** ..... **2015-16 - present**  
 Charlotte Blair ..... 1983-84, 84-85  
 Tasha Bradley ..... 1989-90, 90-91  
 Rosi Bratcher ..... 1975-76  
 Eishia Brightwell ..... 1997-98, 98-99  
 Denise Brooks ..... 1984-85, 85-86  
 Thyre Brooks ..... 1996-97, 99-00  
 Lori Brotherson ..... 1988-89  
 Renee Brown ..... 1974-75, 75-76  
 Shavonne Burks ..... 2004-05, 05-06, 06-07  
 Tiffani Burries ..... 2003-04, 04-05, 05-06  
 Ta'Nitra Byrd ..... 2010-11

**C**  
 Amie Callaway ..... 2012-13, 2013-14, 2014-15, 2015-16  
 Kathie Calloway ..... 1978-79, 79-80, 80-81, 81-82  
 Clara Campsey ..... 1975-76  
 Belinda Candler ..... 1976-77, 77-78  
 Anita Carter ..... 1976-77, 77-78, 79-80  
 Tonia Carter ..... 1992-93, 93-94  
 Alana Cesarz ..... 2011-12, 12-13, 13-14, 14-15  
 India Chaney ..... 2007-08, 08-09, 09-10, 10-11  
 Angela Christian ..... 1983-84, 84-85, 85-86, 86-87  
 Briana Charles ..... 2011-12, 13-14, 14-15  
 Nejliah Clark ..... 2002-03, 03-04, 04-05, 05-06  
 Paula Clear ..... 1981-82, 82-83, 83-84  
 Shana Coleman ..... 2003-04, 04-05  
 Mildred Conston ..... 1990-91  
 Jehiah Cook ..... 2012-13, 14-15  
 Kaitlin Coplin ..... 1992-93  
 Kim Crawford ..... 1985-86, 86-87, 87-88, 88-89  
 Shauna Crawley ..... 1984-85  
 Rene Czerwinski ..... 1986-87, 87-88

**D**  
 Debra Davis ..... 1990-91  
 Kinesha Davis ..... 1999-00, 01-02  
 Allison Dickson ..... 1985-86  
 Diane Dickson ..... 1985-86  
 Iris Dinerman ..... 1990-91, 91-92, 92-93, 93-94  
 Carlesa Dixon ..... 1999-00  
 Gail Driscoll ..... 1980-81  
 Angalete Dye ..... 1995-96, 96-97, 97-98, 98-99

**E**  
 Gloria Eldridge ..... 1990-91  
 Sandra Elliott ..... 1981-82  
 Kelly Ethier ..... 1977-78

**F**  
 Janie Fincher ..... 1977-78

Linda Fröhlich ..... 1998-99, 99-00, 00-01, 01-02  
 Diane Fuller ..... 1975-76, 77-78  
 Janice Fuller ..... 1975-76, 76-77

**G**  
 Tara Garlepp ..... 1982-83, 83-84  
 Liz Galloway ..... 1975-76, 76-77  
 Dayna Gambill ..... 1999-00, 00-01  
 Lyn Gehrke ..... 1975-76  
 Karla Gergelová ..... 2007-08, 08-09, 09-10, 10-11  
 Melissa Gillum ..... 1989-90, 90-91  
 Toby Girard ..... 1996-97, 97-98  
 Petra Gläser ..... 2000-01, 01-02  
 Tina Glover ..... 1978-79, 79-80, 80-81  
**Dakota Gonzalez** ..... **2015-16 - present**  
**Dylan Gonzalez** ..... **2015-16 - present**  
 Gina Gonzales ..... 1974-75  
 Connie Gooch ..... 1975-76  
 Taneisha Gossett ..... 1996-97, 97-98  
 Julia Gray ..... 2001-02, 02-03  
 Stacy Green ..... 1982-83  
 Mary Guinan ..... 1992-93, 93-94

**H**  
 Karen Hall ..... 1984-85, 85-86, 86-87, 87-88  
 Brittany Halberg ..... 2005-06, 06-07, 07-08, 08-09  
 Sandra Hamilton ..... 1978-79, 79-80  
 Shamela Hampton ..... 2005-06, 06-07, 07-08, 08-09  
 Mandy Hannah ..... 1988-89, 89-90, 90-91  
 Sharon Hargrove ..... 1990-91, 91-92  
 Dominique Harris ..... 2007-08, 08-09  
 Zina Harris ..... 1984-85, 85-86, 86-87  
 Rmanii Haynes ..... 2010-11, 11-12, 12-13, 13-14  
 Erica Helms ..... 2007-08, 08-09, 09-10, 10-11  
 RanDee Henry ..... 2003-04, 04-05  
 Nikki Hitchens ..... 2003-04, 04-05, 05-06  
 Gwynn Hobbs ..... 1991-92, 92-93, 93-94, 94-95  
 Priscilla Hobbs ..... 1980-81  
 Cherie Hogg ..... 1992-93, 93-94  
 Allison Holiday ..... 2006-07, 07-08, 08-09, 09-10  
 Janice Holliday ..... 1989-90, 90-91  
 Sequoia Holmes ..... 2004-05, 05-06, 06-07, 07-08  
 Casey Homan ..... 2001-02, 02-03  
 Trudie Hopgood ..... 1992-93, 93-94  
 Sherri Hudlow ..... 1976-77, 77-78  
 Latoya Hunt ..... 2006-07, 07-08, 08-09, 09-10

**I**  
 Brooke Ingalls ..... 1997-98, 98-99, 99-00, 00-01

**J**  
 Teresa Jackson ..... 1989-90, 90-91, 91-92, 92-93  
 Waynette James ..... 1974-75  
 Sheri Jennum ..... 1981-82  
 Constance Jinks ..... 1999-00, 00-01, 01-02, 02-03  
 Erin Johansson ..... 1998-99, 99-00, 00-01, 01-02  
 Vivian Johnson ..... 1992-93  
**Brooke Johnson** ..... **2014-15 - present**  
 Nakia Jones ..... 1994-95, 95-96, 96-97  
 Geannine Jordan ..... 1986-87, 87-88, 88-89, 89-90  
 Pauline Jordan ..... 1987-88, 88-89, 89-90  
 Valerie Juick ..... 1981-82, 82-83  
 Raquel Jupiter ..... 2007-08, 08-09

**K**  
 LeAnn Kazmer ..... 1994-95, 95-96  
 Jean Kinn ..... 1979-80



Angelete Dye



Diane Fuller



Karen Hall



Nikki Hitchens



Brooke Ingalls

# ALL-TIME LETTERWINNERS



Andrea Knapp ..... 1989-90, 90-91, 91-92  
 Kim Koeven ..... 2006-07  
 Cheryl Kosewicz ..... 1990-91, 91-92  
 Ashley Kroneberger ..... 2009-10, 10-11

## L

Vicki Lander ..... 1987-88, 88-89, 89-90, 90-91  
 Merlelynn Lange ..... 1988-89, 89-90, 90-91, 91-92  
 Kathy LaVern ..... 1983-84, 84-85, 85-86  
**Destiney Lee.....2015-16 - present**  
 Kisha Lee ..... 2003-04, 04-05, 05-06  
 Viveca Löf ..... 2000-01  
 Amy Loftus ..... 2003-04, 04-05  
 Sonia Lykes ..... 1979-80, 80-81, 81-82, 82-83  
 Anita Lyons ..... 1979-80  
 Tona Lytle ..... 1974-75, 75-76

## M

Diamond Major ..... 2013-14  
 Emma Jean Major ..... 1974-75, 75-76  
 Dishawn McCracklin ..... 1999-00, 00-01, 01-02, 02-03  
 Sherry McCracklin ..... 2001-02, 02-03, 03-04, 05-06  
 Sandra McPherson ..... 1984-85  
 Liz Mello ..... 1978-79, 80-81, 81-82  
 Arlene Miller ..... 1991-92  
 Danielle Miller ..... 2011-12, 13-14, 14-15  
 Talisha Mitchell ..... 1999-00, 00-01, 01-02, 02-03  
 Friedrike Moderegger ..... 2011-12, 12-13, 13-14  
 Sonia Modrano ..... 1974-75  
 Patti Montgomery ..... 1975-76  
 Donya Monroe ..... 1982-83, 83-84, 84-85, 85-86  
 Sheena Moore ..... 2002-03, 03-04, 04-05, 05-06  
 Tammy Moore ..... 1988-89, 89-90, 90-91  
 Tia Morrison ..... 2010-11  
 Faye Muller ..... 2005-06, 06-07  
 Denali Murnan ..... 2013-14

## N

Shari Netzel ..... 1985-86, 86-87, 87-88, 88-89  
 Marcy Nino ..... 1981-82  
 Marena Nyffeler ..... 1999-00, 00-01  
 Sandrine Nzeukou ..... 2009-10, 10-11, 11-12

## O

Shannon Oberg ..... 2007-08, 08-09  
 Paula Odnaha ..... 1978-79  
 Rochelle Oliver ..... 1982-83, 83-84  
 Sarah Onion ..... 1998-99

## P

Latosha Pace ..... 2003-04, 04-05, 05-06, 06-07  
 Pam Parham ..... 1976-77  
 Christine Parris ..... 1991-92  
 Rhonda Penquite ..... 1976-77  
 Cindy Perkins ..... 1976-77, 77-78  
 Ida Perkins ..... 1978-79, 79-80  
 Summer Peterson ..... 1994-95, 95-96  
 Heidi Plummer ..... 1999-00  
 Kristen Pool ..... 1997-98, 98-99  
 Cindi Powell ..... 1979-80, 80-81  
 Sheila Powell ..... 1975-76, 76-77  
 Shelly Purdy ..... 1978-79

## Q

Kedonica Qualls ..... 1997-98, 98-99

## R

Beverly Rambicure ..... 1975-76  
 Loriessa Randle ..... 1993-94, 94-95, 95-96, 96-97  
 Shelly Ray ..... 1987-88, 88-89  
 Kelli Reed ..... 1978-79  
 Lisa Rhymer ..... 1984-85  
 Tiffany Richardson ..... 1992-93, 93-94  
 Kathy Ricks ..... 1979-80, 80-81  
 InFini Robinson ..... 2002-03, 03-04  
 Debbie Rohlman ..... 1980-81  
 Aley Rohde ..... 2013-14, 2014-15, 2015-16

## S

Tiana Sanders ..... 1999-00, 00-01  
 Lenita Sanford ..... 2010-11, 11-12  
 Kalie Scanlon ..... 2007-08, 08-09, 09-10, 10-11  
**Simone Sheppard.....2014-15-present**  
 Lynn Sherow ..... 1983-84  
 Kameca Simmons ..... 2003-04, 04-05, 05-06, 06-07  
 Toni Sims ..... 1985-86  
 Chris Skinner ..... 1977-78  
 Denese Skinner ..... 1979-80  
 Marija Sladojevic ..... 1993-94, 94-95, 95-96  
 Jamie Smith ..... 2008-09, 09-10, 10-11, 11-12  
 Kandyce Smith ..... 2014-15  
 Candace Sneed ..... 2001-02, 02-03, 03-04, 04-05  
 Linda Staley ..... 1986-87, 87-88, 88-89, 89-90  
 Alisha Stevenson ..... 1990-91, 91-92, 92-93, 93-94  
 Samantha Stickler ..... 2006-07  
 Kris Stiver ..... 1984-85, 85-86  
 Tekeira Strambler ..... 1996-97, 97-98  
**Paris Strawther ..... 2015-16 - present**  
 Padra Strong ..... 2000-01, 01-02, 02-03, 03-04  
 Markiell Styles ..... 2009-10, 10-11, 11-12  
 Courtney Swanson ..... 1998-99, 99-00, 00-01, 01-02

## T

Celeste Taylor ..... 1996-97  
 Jackie Tefft ..... 1982-83, 83-84, 84-85  
 Tashina Terry ..... 2003-04  
 Brittney Thomas ..... 2004-05, 05-06  
 Cynthia Thomas ..... 1986-87, 87-88  
 Judy Thomas ..... 1979-80, 80-81, 81-82  
 Misty Thomas ..... 1982-83, 83-84, 84-85, 85-86  
 Kelli Thompson ..... 2009-10, 10-11, 11-12, 12-13  
 Diane Tillman ..... 1976-77, 77-78  
 Fanny Tirtiaux ..... 2007-08  
 Tracy Titus ..... 1991-92, 92-93, 93-94, 94-95  
 Linda Tollefson ..... 1974-75

## V

Réjane Vérin ..... 2012-13, 13-14

## W

Debra Waddy-Rossow ..... 1975-76, 76-77  
 Mildred Walker ..... 1977-78  
 Cathy Watlet ..... 1985-86, 86-87, 87-88  
 Jennifer Webb ..... 1981-82, 82-83  
 Karen Webster ..... 1995-96, 96-97, 97-98, 98-99  
 Desiree Weimann ..... 1994-95, 95-96  
 Cathy Welch ..... 1978-79, 79-80  
 Penny Welsh ..... 1981-82, 82-83  
**Nikki Wheatley ..... 2014-15 - present**  
 Angie White ..... 1993-94, 94-95  
 Donna Wick ..... 1975-76, 76-77  
 Teresa Willis ..... 1978-79, 79-80  
 Liz Wolfe ..... 1995-96, 96-97, 97-98, 98-99  
 Amy Wunderlich ..... 1995-96, 96-97, 97-98, 98-99



Andrea Knapp



Dishawn McCracklin



Marena Nyffler



InFini Robinson



Tracy Titus

MEET THE TEAM



# YEAR BY YEAR RECORDS

## 1974-75 (8-7)

Head Coach: Barbara Quinn

Home: 6-4, Away: 2-3

Dec 5	Arizona State	W	69-33
Dec 10	DIXIE JC	W	103-29
Dec 13	at UC Santa Barbara	W	54-47
Jan 18	UC RIVERSIDE	W	72-37
Jan 20	NEW MEXICO	W	71-64
Jan 24	RHODE ISLAND	L	44-55
Jan 25	NEVADA, RENO (3OT)	W	74-63
Jan 30	at Utah State	L	63-70
Jan 31	at Utah	L	64-70
Feb 1	at BYU	W	58-55
Feb 8	at Arizona	L	63-96
Feb 16	UCLA	L	33-99
Feb 22	LONG BEACH STATE	L	70-80
Feb 22	SOUTHERN CAL	L	57-87
Mar 1	PALOMAR COLLEGE	W	70-4

## 1975-76 (26-5)

Head Coach: Dan Ayala

Home: 13-0, Away: 8-1, Neutral: 5-4

Dec 5	NORTHERN ARIZONA	W	108-20
Dec 12-13	Utah Holiday Classic (Salt Lake City)		
Dec 12	vs. Northern Colorado	W	102-48
Dec 13	at Utah	W	72-61
Dec 16	UTAH STATE	W	104-55
Dec 18	WEBER STATE	W	111-70
Jan 1-3	Chico State Tournament		
Jan 1	vs. Hawaii	W	103-49
Jan 2	at Chico State	W	83-73
Jan 3	vs. Long Beach State	L	75-83
Jan 9	at Colorado	W	121-48
Jan 10	at Northern Colorado	W	87-53
Jan 12	SKAGIT VALLEY CC	W	119-26
Jan 13	SKAGIT VALLEY CC	W	95-38
Jan 15	at Southern California	W	82-53
Jan 17	at UCLA	L	80-84
Jan 20	SOUTHERN UTAH ST.	W	116-36
Jan 24	UTAH	W	72-65
Jan 29	ARIZONA STATE	W	82-28
Jan 30	ARIZONA	W	117-51
Feb 6	at Nevada, Reno	W	88-51
Feb 14	UTAH STATE	W	84-52
Feb 19	at BYU-Hawaii	W	107-16
Feb 21	at Hawaii	W	96-30
Feb 28	SOUTHERN CAL	W	82-53
Mar 1	KANSAS	W	99-84
Mar 2	UC SANTA BARBARA	W	116-68
Mar 11-13	AIAW Regionals (San Jose, Calif.)		
Mar 11	vs. Chico State	W	85-61
Mar 12	vs. Cal State Fullerton	L	60-67
Mar 13	vs. UCLA	L	77-97
Mar 18-20	WNIT Tournament (Amarillo, Texas)		
Mar 18	Indiana State	W	87-75
Mar 19	Wayland Baptist	L	55-58
Mar 20	Belmont	W	81-68



The 1977-78 Lady Rebels opened the season with 15 straight wins and finished the season with a 23-2 overall mark.

## 1976-77 (14-4)

Head Coach: Dan Ayala

Home: 8-0, Away: 6-4

Dec 3-4	UNLV/Nike Tournament of Champions		
Dec 3	IMMACULATA	W	92-85
Dec 4	DELTA STATE	W	82-76
Dec 9	UTAH STATE	W	110-49
Dec 10	UC SANTA BARBARA	W	92-38
Dec 17	at Kansas State	L	71-73
Jan 4	PEPPERDINE	W	108-53
Jan 6-7	BYU Cougar Classic		
Jan 6	vs. Utah	W	89-44
Jan 7	vs. Cal State Fullerton	L	68-70
Jan 15	NEBRASKA	W	96-72
Jan 29	UTAH STATE	W	105-75
Feb 4	WEBER STATE	W	116-74
Feb 10-12	Houston Classic		
Feb 10	vs. Texas Southern	W	80-64
Feb 11	vs. Texas A&M	W	108-92
Feb 12	vs. Louisiana State	L	91-92
Feb 12	vs. Texas	L	81-87
Feb 18	at New Mexico	W	72-53
Feb 19	at New Mexico	W	93-54
Feb 25	at Arizona State	W	88-57

Dec 10	UTAH STATE	W	111-71
Dec 16	UTAH	W	103-70
Dec 19	TEMPLE JC	W	89-70
Dec 20	TEMPLE JC	W	95-84
Jan 4-6	UNLV/Nike Tournament of Champions		
Jan 4	CAL STATE FULLERTON	W	93-69
Jan 5	DRAKE	W	101-86
Jan 6	WILLIAM PENN	W	96-80
Jan 12	ARIZONA STATE	W	106-80
Jan 13	COLORADO	W	103-39
Jan 18	KANSAS STATE	W	113-84
Jan 20	at Weber State	W	110-92
Jan 21	at Utah State	W	88-71
Jan 27-28	Jayhawk Classic		
Jan 27	vs. Kansas State	L	62-89
Jan 28	vs. Baylor	W	107-82
Jan 30	at Nebraska	W	92-74
Feb 6	at Cal State Fullerton	W	86-76
Feb 15	BYU	W	90-73
Feb 20	at Pepperdine	W	79-66
Feb 22	at San Francisco State	W	86-69
Mar 9-11	AIAW Regionals		
Mar 9	vs. San Jose State	W	86-55
Mar 10	vs. Cal Poly Pomona	W	87-83
Mar 11	vs. UCLA	L	88-100

## 1977-78 (23-2)

Head Coach: Dan Ayala

Home: 14-0, Away: 6-0, Neutral: 3-2

Dec 2	NEW MEXICO	W	94-74
Dec 3	NEW MEXICO	W	96-78
Dec 9	EASTERN OKLA. ST	W	103-68

## 1978-79 (24-4)

Head Coach: Dan Ayala

Home: 21-0, Away: 2-2, Neutral: 1-2

Nov 25	NEW MEXICO STATE	W	104-72
Nov 30	ARIZONA	W	106-63
Dec 2	CS NORTHRIDGE	W	96-61
Dec 4	ARIZONA STATE	W	107-72
Dec 8-9	UNLV/Nike Tournament of Champions		
Dec 8	MONTCLAIR STATE	W	81-75
Dec 9	MARYLAND	W	77-70
Dec 16	UTAH STATE	W	119-95
Dec 19	SAN FRANCISCO STATE	W	90-52
Dec 20	TEXAS A&M	W	87-65
Dec 21	TEXAS A&M	W	98-63
Jan 4-6	Las Vegas Round Robin Tournament		
Jan 4	NW MISSOURI STATE	W	80-40
Jan 5	NORTHERN OKLAHOMA	W	88-65
Jan 6	TEMPLE JC	W	93-87
Jan 10	UTAH	W	93-85

@UNLVADYREBELS

#StormTheCourt

#unlvwbb



### BARBARA QUINN (1974-75)

The first coach of the Lady Rebel program, Barbara Quinn established the winning tradition that has become synonymous with UNLV women's basketball. Although she spent one season at UNLV, she left with a winning record of 8-7, including triumphs over Arizona State, Nevada, Reno, New Mexico and UC Santa Barbara.

YEARS	SEASONS	W	L	PCT
1974-75	1	8	7	.533



# YEAR BY YEAR RECORDS

**UNLV**

Jan 12	NEW MEXICO	W	91-81
Jan 13	CAL POLY POMONA	W	94-82
Jan 27	BYU	W	98-90
Feb 2	SAN DIEGO STATE	W	78-58
Feb 4	CAL STATE FULLERTON	W	87-79
Feb 9	PEPPERDINE (OT)	W	107-97
Feb 17	at New Mexico	W	77-69
Feb 19	at Cal State Fullerton	W	80-72
Feb 23	at Utah	L	81-95
Feb 26	at BYU (OT)	L	94-103
Mar 3	KANSAS	W	96-81
Mar 8-10	<i>AIAW Regionals (Santa Barbara, Calif.)</i>		
Mar 8	vs. San Francisco State	W	86-78
Mar 9	vs. Long Beach State	L	78-81
Mar 10	vs. Southern Cal	L	79-93



## DAN AYALA (1975-80)

The most successful Lady Rebel coach by winning percentage, Dan Ayala followed in the footsteps of Runnin' Rebel head coach Jerry Tarkanian, who originally brought Ayala to Las Vegas as an assistant with the men's program. Ayala posted a 26-5 record in his first season and never looked back. He finished with a record of 109-23 for a winning percentage of .827. His teams advanced to four AIAW Regionals, winning 20 games each season except for 1976-77, when the team played just 18 games, finishing 14-4.

YEARS	SEASONS	W	L	PCT
1975-80	5	109	23	.827

## 1979-80 (22-8)

**Head Coach: Dan Ayala**

**Home: 15-3, Away: 7-4, Neutral: 0-1**

Nov 24	at New Mexico State	W	73-58
Nov 26	at Oklahoma	W	71-51
Nov 30	SAN DIEGO STATE	W	90-67
Dec 3	HOUSTON	W	77-56
Dec 7	CAL STATE FULLERTON	W	106-79
Dec 8	UTAH	W	89-57
Dec 13	at New Mexico	L	72-83
Dec 15	CALIFORNIA	W	102-79
Dec 18-19	<i>UNLV/Nike Tournament of Champions</i>		
Dec 18	LOUISIANA TECH	L	61-73
Dec 19	TENNESSEE	L	64-84
Jan 2-5	<i>Las Vegas Round Robin Tournament</i>		
Jan 2	OAKLAND	W	97-79
Jan 3	UTAH STATE	W	86-64
Jan 4	BAYLOR	W	110-64
Jan 5	SEATTLE	W	83-63
Jan 17	HAWAII	W	97-61
Jan 18	HAWAII	W	101-69
Jan 20	at California	W	93-88
Jan 21	at San Francisco	L	53-58
Jan 26	UTEP	W	87-56
Jan 29	DELTA STATE	W	80-69
Feb 1	at San Diego State	L	67-75
Feb 2	CAL STATE FULLERTON	W	82-68
Feb 8	at Louisiana Tech	L	63-74
Feb 10	at New Orleans	W	85-49
Feb 16-17	<i>UNLV/7-Up Desert Classic</i>		
Feb 16	TENNESSEE TECH	L	69-83
Feb 17	NEW MEXICO STATE	W	70-55
Feb 21	at Hawaii	W	87-69
Feb 22	at Hawaii	W	73-64
Feb 29	WYOMING	W	66-46
	<i>AIAW Regionals (San Jose, Calif.)</i>		
Mar 6	vs. Southern Cal (OT)	L	77-78

## 1980-81 (12-12)

**Head Coach: Sheila Strike**

**Home: 10-8, Away: 2-4**

Nov 25	EASTERN WASHINGTON	W	92-81
Dec 6	SAN DIEGO	W	89-59
Dec 8	OKLAHOMA	L	85-96
Dec 13	SAN DIEGO STATE	L	61-70
Jan 7-9	<i>Las Vegas Round Robin Tournament</i>		
Jan 7	SAN FRANCISCO STATE	W	76-70
Jan 8	CAMERON	W	98-82
Jan 9	NEW ORLEANS	W	92-88
Jan 12	at Utah	L	68-78
Jan 13	at Utah State	W	97-90
Jan 14	at BYU	L	85-98
Jan 16	LOUISIANA STATE (2OT)	L	108-110

Jan 17	HAWAII	W	69-52
Jan 23	SMU	W	78-61
Jan 26	at San Diego State	L	59-78
Jan 27	at San Diego	W	79-66
Jan 31	LOUISIANA TECH	L	73-97
Feb 6-7	<i>UNLV/7-Up Desert Classic</i>		
Feb 6	NEW MEXICO	W	75-69
Feb 7	CALIFORNIA	L	85-95
Feb 12	CAL POLY	L	83-85
Feb 13	at Long Beach State	L	45-83
Feb 20	SAN FRANCISCO	L	68-69
Feb 21	NEW MEXICO STATE	W	60-57
Feb 23	NORTHERN ARIZONA	W	83-59
Mar 7	LONG BEACH STATE	L	85-97

## 1981-82 (13-16)

**Head Coach: Sheila Strike**

**Home: 11-7, Away: 2-8, Neutral: 0-1**

Nov 27	WESTERN STATE	W	87-56
Nov 29	CAL POLY POMONA	W	73-54
Dec 4	SAN DIEGO	W	76-60
Dec 5	PACIFIC CHRISTIAN	W	61-51
Dec 12	at New Mexico	L	71-81
Dec 13	at New Mexico State	L	78-80
Dec 16	UC IRVINE	W	77-54
Dec 18	ARIZONA STATE	L	67-82
Dec 20	SAN JOSE STATE	W	80-71
Dec 30	NEBRASKA	W	72-64
Jan 2	ARIZONA	W	80-56
Jan 7-9	<i>Las Vegas Round Robin Tournament</i>		
Jan 7	SIMON FRASIER	W	90-44
Jan 8	NEW ORLEANS	W	76-74
Jan 9	CALIFORNIA	L	61-66
Jan 12	CAMERON	W	84-71
Jan 16	LOUISIANA STATE	L	71-91
Jan 21	at San Diego	W	76-58
Jan 22-23	<i>UCLA/Nike Tournament</i>		
Jan 22	at UCLA	L	60-84
Jan 23	vs. Oregon State	L	57-95
Jan 28	at Delta State	L	76-97
Jan 29	at Louisiana State	L	55-85
Jan 30	at New Orleans	L	60-87
Feb 5-6	<i>UNLV/7-Up Desert Classic</i>		
Feb 5	SMU	L	73-83
Feb 6	SAN FRANCISCO	L	68-75
Feb 12	BYU	L	75-98
Feb 14	at Hawaii	W	84-78
Feb 17	at Hawaii	L	67-68
Feb 20	PEPPERDINE	L	68-70
Mar 5	at Wyoming	L	55-67

## 1982-83 (24-4)

**Co-Head Coaches:**

**Sheila Strike & Jim Bolla**

**Home: 17-1, Away: 7-3**

Nov 27	FRESNO STATE	W	77-60
Nov 30	at NEVADA, RENO	W	96-55
Dec 3	at Cal State Fullerton	L	66-75
Dec 4	at Cal Poly Pomona	L	62-76
Dec 6	U.S. INTERNATIONAL	W	87-43
Dec 17	IDAHO STATE	W	96-61
Dec 19	TEXAS A&M	W	86-62
Dec 21	at Arizona State	L	62-83
Dec 27	at Stanford	W	69-68
Dec 29	at California	W	70-61
Jan 1	HAWAII	W	87-69
Jan 6-8	<i>UNLV/Budweiser Round Robin</i>		
Jan 6	WEST TEXAS STATE	W	104-64
Jan 7	NEW MEXICO STATE	W	88-54
Jan 8	WASHINGTON STATE	W	93-65
Jan 11	CAMERON	W	85-56
Jan 13	OKLAHOMA BAPTIST	W	72-58
Jan 19	at Creighton (OT)	W	77-72
Jan 20	at Nebraska	W	94-86
Jan 22	at Nebraska-Omaha	W	59-56
Jan 28	LOUISIANA TECH	L	58-79
Feb 4-5	<i>UNLV/7-Up Desert Classic</i>		
Feb 4	SAN DIEGO	W	77-59
Feb 5	MISSISSIPPI	W	93-86
Feb 12	at Northern Arizona	W	91-63
Feb 19	UTAH STATE	W	99-77
Feb 21	FLA. INTERNATIONAL	W	86-75
Feb 26	SMU	W	89-45
Mar 3	NORTHERN ARIZONA	W	102-40
Mar 5	OKLAHOMA CITY	W	91-62

## 1983-84 (24-7/4-0 Big West)

**Co-Head Coaches:**

**Sheila Strike & Jim Bolla**

**Home: 17-2, Away: 5-3, Neutral: 2-2**

Nov 26	CALIFORNIA	W	95-63
Nov 30	UC SANTA BARBARA*	W	92-50
Dec 1	BAYLOR	W	72-66
Dec 4	STANFORD	W	80-55
Dec 8	HOUSTON	W	78-57
Dec 10	SAN JOSE STATE	W	65-47
Dec 29	DRAKE	W	86-66
Dec 31	TEXAS TECH	L	59-63
Jan 5-7	<i>UNLV/Budweiser Round Robin</i>		
Jan 5	NEW MEXICO	W	79-39
Jan 6	ARIZONA STATE	L	70-72
Jan 7	ARKANSAS	W	68-62
Jan 12	COLORADO	W	67-41
Jan 14	at UC Santa Barbara*	W	94-52



# YEAR BY YEAR RECORDS

@UNLVADYREBELS

#StormTheCourt

#unlvwbb

Jan 16	at Fresno State	W	67-58
Jan 20	BYU	W	77-72
Jan 21	UTAH	W	90-64
Jan 26	at Louisiana State	L	71-100
Jan 28	at Louisiana Tech	L	60-90
<i>Feb 3-4 UNLV/7-Up Desert Classic</i>			
Feb 3	UC IRVINE*	W	76-45
Feb 4	GEORGE WASHINGTON	W	82-58
Feb 10	at BYU	L	84-89
Feb 11	at Utah State	W	116-68
Feb 17	at San Diego	W	73-52
Feb 18	at UC Irvine*	W	53-39
<i>Feb 24-26 Northern Lights Invitational</i>			
Feb 24	vs. Georgia State	W	70-57
Feb 25	vs. Idaho	W	81-63
Feb 26	vs. Texas	L	60-82
Mar 1	NORTHERN ARIZONA	W	96-49
Mar 3	SMU	W	84-61
<i>PCAA Championship Game (Las Vegas)</i>			
Mar 6	UC IRVINE	W	90-55
<i>NCAA West Regionals (Los Angeles, Calif.)</i>			
Mar 16	vs. Long Beach State	L	58-78

## 1984-85 (26-5/8-0 Big West)

**Co-Head Coaches:**

**Sheila Strike & Jim Bolla**

**Home: 12-4, Away: 12-1, Neutral: 2-0**

Nov 26	at Northern Arizona	W	78-56
<i>Nov 30-Dec 1 Golden Bear Classic</i>			
Nov 30	vs. Texas A&M	W	58-51
Dec 1	at California	W	74-70
Dec 4	LOUISIANA STATE	W	82-76
<i>Dec 7-8 UNLV/7-Up Desert Classic</i>			
Dec 7	CAL STATE FULLERTON	W	77-66
Dec 8	TEXAS	L	64-95
Dec 13	OHIO STATE	L	58-72
Dec 29	at Colorado	W	77-60
Dec 30	at Colorado State	W	60-50
<i>Jan 4-5 UNLV/Budwesier Tournament</i>			
Jan 4	CREIGHTON	W	71-69
Jan 5	PENN STATE	L	67-71
Jan 8	WEST TEXAS STATE	W	63-50
Jan 9	DETROIT	W	75-53
Jan 11	OKLAHOMA STATE	W	74-58
Jan 15	NEVADA, RENO	W	71-49
Jan 17	at UC Santa Barbara*	W	86-46
Jan 18	at Utah State	W	81-48
Jan 19	at Utah	L	71-77
Jan 24	FAIRFIELD	W	67-45
Jan 25	PACIFIC*	W	75-50
Feb 2	LOUISIANA TECH	W	80-77
Feb 7	at Pacific*	W	95-64
Feb 9	at Nevada, Reno	W	85-49

Feb 17	at UC Irvine*	W	76-59
Feb 23	at UC Santa Barbara*	W	98-70
Feb 27	UC IRVINE*	W	78-65
Mar 4	at Hawaii*	W	88-66
Mar 5	at Hawaii*	W	63-59
<i>Big West Tournament (Irvine, Calif.)</i>			
Mar 9	vs. Hawaii	W	68-49
Mar 9	at UC Irvine	W	61-60
<i>NCAA Tournament</i>			
Mar 15	SAN DIEGO STATE	L	68-70

## 1985-86 (22-9/11-3 Big West)

**Co-Head Coaches:**

**Sheila Strike & Jim Bolla**

**Home: 11-3, Away: 7-6, Neutral: 4-0**

<i>Nov 22-23 Arizona State Dial Classic</i>			
Nov 22	vs. Northern Iowa	W	79-65
Nov 23	at Arizona State (OT)	W	92-88
Nov 25	SOUTH CAROLINA	W	77-62
Nov 30	at Northern Arizona	W	69-63
<i>Dec 6-7 UNLV/7-Up Desert Classic</i>			
Dec 6	MONTANA STATE	W	89-59
Dec 7	ARIZONA STATE	W	80-67
Dec 13	at San Jose State	W	74-33
Dec 14	at Stanford	L	59-62
Dec 28	at Ohio State	L	74-87
Dec 30	at Indiana	L	54-62
<i>Jan 3-4 UNLV/Bud Light Tournament</i>			
Jan 3	CALIFORNIA	L	64-67
Jan 4	KANSAS STATE	L	63-66
Jan 13	UTAH STATE	W	85-53
Jan 15	at Long Beach State*	L	73-90
Jan 18	at UC Santa Barbara*	W	71-44
Jan 23	HAWAII*	W	76-61
Jan 25	HAWAII*	W	72-58
Jan 30	at Cal State Fullerton*	W	77-66
Feb 1	at San Diego State*	L	71-77
Feb 6	SAN DIEGO STATE*	W	102-75
Feb 8	at Pacific*	W	89-63
Feb 13	UC IRVINE*	W	74-59
Feb 15	LONG BEACH STATE*	L	78-85
Feb 20	at UC Irvine*	W	66-61
Feb 22	UC SANTA BARBARA*	W	74-49
Feb 27	CS FULLERTON*	W	69-59
Mar 1	PACIFIC*	W	106-61
<i>Big West Tournament (Las Vegas)</i>			
Mar 3	PACIFIC	W	77-70
Mar 7	CAL STATE FULLERTON	W	80-75
Mar 8	LONG BEACH STATE	W	99-89
<i>NCAA Tournament (Chapel Hill, NC)</i>			
Mar 15	at North Carolina	L	76-82

## 1986-87 (21-9/13-5 Big West)

**Co-Head Coaches:**

**Sheila Strike & Jim Bolla**

**Home: 11-3, Away: 8-5, Neutral: 2-1**

<i>Nov 28-29 UNLV/7-Up Desert Classic</i>			
Nov 28	SMU	W	74-58
Nov 29	STANFORD	L	54-68
Dec 4	at San Francisco	W	72-61
Dec 6	at California	L	57-64
<i>Dec 12-13 UNLV/Bud Light Tournament</i>			
Dec 12	MISSISSIPPI STATE	W	62-44
Dec 13	STEPHEN F. AUSTIN	L	70-74
Dec 22	SOUTHERN UTAH STATE	W	83-50
Dec 30	NORTHERN ARIZONA	W	80-59
Jan 3	CAL STATE FULLERTON*	W	79-68
Jan 5	LONG BEACH STATE*	L	84-117
Jan 8	at Hawaii*	L	60-71
Jan 10	at Hawaii*	L	53-60
Jan 15	at San Jose State*	W	72-42
Jan 17	at Pacific*	W	85-71
Jan 19	at Fresno State*	L	71-75
Jan 22	UC SANTA BARBARA*	W	62-31
Jan 24	SAN DIEGO STATE*	W	85-52
Jan 29	at Nevada, Reno	W	74-69
Jan 31	at UC Santa Barbara*	W	72-46
Feb 5	at Cal State Fullerton*	W	61-54
Feb 7	at San Diego State*	W	63-58
Feb 12	UC IRVINE*	W	79-60
Feb 14	FRESNO STATE*	W	83-66
Feb 19	at Long Beach State*	L	63-86
Feb 21	at UC Irvine*	W	59-57
Feb 26	SAN JOSE STATE*	W	88-41
Feb 28	PACIFIC*	W	97-63
<i>Big West Tournament (Las Vegas)</i>			
Mar 5	CAL STATE FULLERTON	W	85-51
Mar 6	FRESNO STATE	W	86-69
Mar 7	LONG BEACH STATE	L	57-98

## 1987-88 (25-9/14-4 Big West)

**Co-Head Coaches:**

**Sheila Strike & Jim Bolla**

**Home: 14-1, Away: 6-4, Neutral: 5-4**

<i>Nov 27-28 UNLV 7-Up Desert Classic</i>			
Nov 27	YOUNGSTOWN STATE	W	74-52
Nov 28	PITTSBURGH	W	73-66
Dec 1	NEVADA, RENO	W	80-65
Dec 5	at Louisiana State	W	74-70
Dec 7	at Louisiana Tech	L	63-91
<i>Dec 11-12 UNLV/Spuds MacKenzie Bud Light</i>			
Dec 11	UTEP	W	68-38
Dec 12	IDAHO	W	79-54
Jan 2	at UC Santa Barbara*	W	73-58
Jan 4	at UC Irvine*	L	64-68
Jan 7	FRESNO STATE*	W	93-66
Jan 9	SAN JOSE STATE*	W	87-40
Jan 13	HAWAII*	W	84-79
Jan 14	HAWAII*	W	78-68
Jan 16	LONG BEACH STATE*	L	74-100
Jan 21	at San Diego State*	L	63-69
Jan 23	at Cal State Fullerton*	W	67-40
Jan 30	PACIFIC*	W	73-57
Feb 4	at San Jose State*	W	113-42
Feb 6	at Fresno State*	W	69-61
Feb 8	at Pacific*	W	79-63
Feb 13	at Long Beach State*	L	78-82
Feb 18	CS FULLERTON*	W	90-48
Feb 20	SAN DIEGO STATE*	W	67-62

### SHEILA STRIKE (1980-88)



After two bumpy initial seasons, Sheila Strike settled into a string of six consecutive 20-win seasons. Known as half of one of the most successful co-head coaching situations, Strike and Jim Bolla led UNLV in the Big West Conference and three NCAA Tournament appearances. Among her biggest name players were All-Americans Misty Thomas and Pauline Jordan, the only Lady Rebels to have their jersey numbers retired.

YEARS	SEASONS	W	L	PCT
1980-88	8	167	71	.702

# YEAR BY YEAR RECORDS

UNLV

*Feb 26-28 Northern Lights Invitational*

Feb 26	vs. Baylor	W	65-47
Feb 27	vs. Arkansas State	L	68-65
Feb 28	vs. South Carolina (OT)	L	97-98
Mar 3	UC IRVINE*	W	62-54
Mar 5	UC SANTA BARBARA*	W	71-47
<i>Mar 10-12 Big West Tournament</i>			
Mar 10	HAWAII	W	62-56
Mar 11	CAL STATE FULLERTON	W	61-55
Mar 12	LONG BEACH STATE	L	58-79
<i>Mar 24-26 WNIT Tournament (Amarillo, Texas)</i>			
Mar 24	vs. Illinois State	W	69-70
Mar 25	vs. South Alabama (OT)	L	85-88
Mar 26	vs. Montana State	W	84-80

**1988-89 (27-7/13-5 Big West)**

**Head Coach: Jim Bolla**

**Home: 13-2, Away: 12-3, Neutral: 2-2**

Nov 26	at Idaho	W	87-65
Nov 28	OREGON STATE	W	92-68
Dec 3	at Nevada, Reno	W	85-44
<i>Dec 9-10 UNLV/7-Up Desert Classic</i>			
Dec 9	SAM HOUSTON STATE	W	85-59
Dec 10	NORTHERN ILLINOIS	W	78-71
Dec 15	UC IRVINE*	W	74-45
Dec 17	UC SANTA BARBARA*	W	89-56
Dec 23	at Southern Cal	W	82-78
<i>Dec 28-29 UNLV/Spuds MacKenzie Bud Light</i>			
Dec 28	SOUTH ALABAMA	W	80-59
Dec 29	OKLAHOMA STATE	W	84-78
Jan 3	WESTERN KENTUCKY	W	65-61
Jan 5	at San Jose State*	W	79-54
Jan 7	at Fresno State*	W	69-64
Jan 12	at Hawaii*	L	80-88
Jan 14	at Hawaii*	W	73-64
Jan 19	CAL STATE FULLERTON*	W	55-49
Jan 21	SAN DIEGO STATE*	L	51-55
Jan 28	at Pacific*	W	64-55
Jan 30	LONG BEACH STATE*	L	81-85
Feb 2	FRESNO STATE*	W	90-52
Feb 4	SAN JOSE STATE*	W	91-60
Feb 11	at Southern Utah State	W	84-57
Feb 16	at San Diego State*	L	64-65
Feb 18	at Cal State Fullerton*	W	78-73
Feb 20	at Long Beach State*	L	77-91
Feb 25	PACIFIC*	W	92-73
Mar 2	at UC Santa Barbara*	W	88-57
Mar 4	at UC Irvine*	W	73-46
<i>Mar 8-11 Big West Tournament (Las Vegas)</i>			
Mar 8	UC SANTA BARBARA	W	86-50
Mar 10	HAWAII	W	78-65
Mar 11	LONG BEACH STATE	L	81-89
<i>NCAA Tournament</i>			
Mar 15	UTAH#	W	67-53
Mar 18	at Colorado\$	W	84-74
Mar 25	at Texas%	L	77-88

# - NCAA 1st round in Las Vegas

\$ - NCAA 2nd round at Boulder, Colo.

% - NCAA Regional semifinal at Austin, Texas

**1989-90 (28-3/17-1 Big West)**

**Head Coach: Jim Bolla**

**Home: 15-1, Away: 9-2, Neutral: 4-0**

<i>Nov 24-25 UNLV/7-Up Desert Classic</i>			
Nov 24	FLORIDA	W	73-49
Nov 25	CREIGHTON	W	109-74



**JIM BOLLA (1982-96)**

Originally brought to Las Vegas as an assistant coach on Sheila Strike's staff, Jim Bolla left the coaching ranks as one of the winningest coaches in Division I history. Joining Strike as co-head coaches in 1982-83, Bolla enjoyed a string of nine consecutive 20-win seasons. He stepped down following the 1995-96 season having won 300 games and registering 11 seasons of 20 wins. He helped UNLV capture league titles in 1984, 1985, 1986, 1990, 1991, 1992 and 1994.

YEARS	SEASONS	W	L	PCT
1982-96	14	300	120	.714

*Dec 1-2 Virginia/Investors Classic*

Dec 1	vs. Villanova	W	52-42
Dec 2	at Virginia	L	73-74
Dec 4	at Western Kentucky	W	64-58
Dec 9	SOUTHERN CAL	W	98-67
<i>Dec 20-21 UNLV/Spuds MacKenzie Bud Light</i>			
Dec 20	AUBURN	W	85-57
Dec 21	HOUSTON	W	84-58
Dec 30	at Oregon State	W	68-57
Jan 2	at Long Beach State	W	99-87
Jan 4	PACIFIC*	W	90-63
Jan 7	at Cal State Fullerton*	W	92-70
Jan 9	at San Diego State*	W	91-60
Jan 12	HAWAII*	W	83-75
Jan 13	HAWAII*	W	96-79
Jan 18	at UC Santa Barbara*	W	70-51
Jan 20	at UC Irvine*	W	100-34
Jan 25	FRESNO STATE*	W	69-60
Jan 27	SAN JOSE STATE*	W	76-46
Feb 3	SAN DIEGO STATE*	W	91-51
Feb 6	CAL STATE FULLERTON*	W	82-45
Feb 10	LONG BEACH STATE*	W	92-62
Feb 12	at Pacific*	W	82-49
Feb 15	UC IRVINE*	W	86-42
Feb 17	UC SANTA BARBARA*	W	78-33
Feb 22	at San Jose State*	W	86-59
Feb 24	at Fresno State*	L	65-73

*Mar 8-11 Diet Pepsi/Big West Tournament*

Mar 8	SAN JOSE STATE	W	102-67
Mar 10	FRESNO STATE	W	91-71
Mar 11	LONG BEACH STATE	W	67-64
<i>NCAA Tournament</i>			
Mar 17	MISSISSIPPI#	L	62-66

# - NCAA 2nd round game in Las Vegas

**1990-91 (25-7/15-3 Big West)**

**Head Coach: Jim Bolla**

**Home: 12-2, Away: 12-4, Neutral: 1-1**

<i>Nov 23-24 UNLV/7-Up Desert Classic</i>			
Nov 23	ALABAMA	W	80-62
Nov 24	SOUTHERN ILLINOIS	W	78-55
<i>Dec 7-8 Lady Cougar Invitational</i>			
Dec 7	vs. Grambling State	W	80-67
Dec 8	at Houston (OT)	W	84-80
Dec 17	LOUISIANA TECH	W	84-77
<i>Dec 20-21 O'Doul's In the Desert</i>			
Dec 20	DETROIT	W	79-53
Dec 21	VCU	W	90-58
Dec 27	at Northern Arizona	W	82-32
Dec 29	at San Diego	W	71-61
Jan 2	at Pacific*	W	64-54
Jan 4	at Fresno State*	W	94-69
Jan 9	SAN JOSE STATE*	W	84-55

Jan 12	at Long Beach State*	W	80-75
Jan 14	at New Mexico State*	W	90-75
Jan 16	at Texas	L	67-89
Jan 19	at Cal State Fullerton*	L	80-86
Jan 24	UC SANTA BARBARA*(OT)L	L	82-85
Jan 26	UC IRVINE*	W	80-64
Jan 31	at San Jose State*	W	79-46
Feb 2	at Stanford	L	67-81
Feb 4	CS FULLERTON*(OT)	W	88-82
Feb 7	NEW MEXICO STATE*	W	99-92
Feb 9	LONG BEACH STATE*	L	73-79
Feb 14	at Hawaii*	W	66-59
Feb 16	at Hawaii*	W	70-61
Feb 20	at UC Santa Barbara* (OT)	W	88-85
Feb 21	at UC Irvine*	W	78-57
Feb 28	FRESNO STATE*	W	72-69
Mar 2	PACIFIC*	W	102-76
<i>Mar 6-9 Big West Tournament (Long Beach, Calif)</i>			
Mar 6	vs. New Mexico State	L	89-90
<i>NCAA Tournament</i>			
Mar 13	TEXAS TECH#	W	70-65
Mar 16	at Georgia\$	L	62-86

**1991-92 (16-10/13-5 Big West)**

**Head Coach: Jim Bolla**

**Home: 9-6, Away: 7-3, Neutral: 0-1**

<i>Nov 29-30 UNLV/7-UP Desert Classic</i>			
Nov 29	STANFORD	L	85-96
Nov 30	TEXAS	L	65-81
Dec 9	ORAL ROBERTS	W	96-77
Dec 15	at Louisiana Tech	L	67-70
<i>Dec 20-21 UNLV Showboat Shootout</i>			
Dec 20	SW MISSOURI STATE	L	77-80
Dec 21	LOUISIANA STATE	W	83-71
Jan 4	at New Mexico State*	W	97-79
Jan 10	CAL STATE FULLERTON*	W	74-49
Jan 16	UC IRVINE*	W	95-60
Jan 18	at Fresno State*	W	76-73
Jan 23	PACIFIC*	W	83-70
Jan 25	SAN JOSE STATE*	W	95-55
Jan 29	at Long Beach State*	L	81-91
Feb 1	at UC Santa Barbara*	L	61-78
Feb 6	at UC Irvine*	W	94-44
Feb 8	at Cal State Fullerton*	W	69-57
Feb 13	NEW MEXICO ST.*(OT)	L	95-99
Feb 15	FRESNO STATE*	W	76-62
Feb 20	at San Jose State*	W	72-60
Feb 22	at Pacific* (OT)	W	66-63
Feb 25	HAWAII*	W	65-58
Feb 26	HAWAII*	W	71-67
Feb 29	LONG BEACH STATE*	L	77-80

MEET THE TEAM



# YEAR BY YEAR RECORDS

@UNLV LADY REBELS

#StormTheCourt

#unlvwbb

Mar 2	UC SANTA BARBARA*	L	67-72
Mar 4	at Southern Utah	W	77-61
<i>Mar 11-14 Big West Tournament (Long Beach, Calif.)</i>			
Mar 11	vs. New Mexico State	L	86-87

## 1992-93 (24-7/15-3 Big West)

**Head Coach: Jim Bolla**

**Home: 13-1, Away: 9-3, Neutral: 2-3**

*Dec 4-5 UNLV 7-UP Desert Classic*

Dec 4	CHATTANOOGA	W	83-69
Dec 5	UAB	W	80-65
Dec 11	at Tulane	L	59-65
Dec 13	at Louisiana State	W	71-49
<i>Dec 22-23 UNLV Showboat Shootout</i>			
Dec 22	GEORGIA STATE	W	78-60
Dec 23	YOUNGSTOWN STATE	W	84-64
Dec 28	VALPARAISO	W	99-67
Jan 2	at New Mexico State*	W	68-51
Jan 9	at Cal State Fullerton*	W	82-63
Jan 11	at UC Irvine*	W	86-44
Jan 16	NEVADA, RENO*	W	99-66
Jan 21	at Pacific*	W	67-54
Jan 23	at San Jose State*	W	84-69
Jan 27	LONG BEACH STATE*	W	94-67
Jan 30	UC SANTA BARBARA*	W	89-51
Feb 4	UC IRVINE*	W	100-71
Feb 6	CS FULLERTON*	W	84-48
Feb 11	at Nevada, Reno*	W	88-81
Feb 13	NEW MEXICO STATE*	W	67-63
Feb 16	SOUTHERN UTAH	W	84-62
Feb 18	SAN JOSE STATE*	W	95-52
Feb 20	PACIFIC*	L	78-83
Feb 27	at Long Beach State*	W	68-55
Mar 1	at UC Santa Barbara* (OT)	W	86-79
Mar 5	at Hawaii*	L	85-100
Mar 7	at Hawaii*	L	69-82
<i>Mar 10-13 Big West Tournament (Long Beach, Calif.)</i>			
Mar 10	vs. Cal State Fullerton	W	98-68
Mar 11	vs. UC Santa Barbara	L	58-62
<i>Mar 25-27 WNIT Tournament (Amarillo, Texas)</i>			
Mar 25	vs. SMU (OT)	L	74-76
Mar 26	vs. Butler	L	71-74
Mar 27	vs. George Washington	W	71-70


## 1993-94 (23-7/14-4 Big West)

**Head Coach: Jim Bolla**

**Home: 15-2, Away: 8-5**

*Dec 3-4 UNLV 7-UP Classic*

Dec 3	VILLANOVA	L	57-66
Dec 4	TENNESSEE TECH	W	79-61
Dec 11	at Loyola Marymount	W	89-67
Dec 12	at Pepperdine	W	64-63
<i>Dec 21-22 UNLV Showboat Shootout</i>			
Dec 21	CLEMSON	W	72-61
Dec 22	OKLAHOMA STATE	W	60-55
Dec 30	at Stanford	L	73-94
Jan 3	HAWAII*	W	71-59
Jan 5	HAWAII*	W	74-70
Jan 8	CS FULLERTON*	W	75-70
Jan 10	UC IRVINE*	W	73-57
Jan 15	at Nevada, Reno*	W	70-49
Jan 20	PACIFIC*	L	58-62
Jan 22	SAN JOSE STATE*	W	84-59
Jan 27	at UC Irvine*	W	92-49



*The 1993-94 Lady Rebels were the last squad to win a Big West championship, taking down regular-season champion Hawaii in the title game by a score of 78-60.*

Jan 29	at Cal State Fullerton*	W	92-64
Feb 3	at Long Beach State*	W	79-66
Feb 5	at UC Santa Barbara	W	78-61
Feb 10	NEVADA, RENO*	W	83-50
Feb 14	at New Mexico State*	L	72-76
Feb 17	at San Jose State*	L	70-78
Feb 19	at Pacific*	L	69-76
Feb 22	at Southern Utah	W	82-74
Feb 26	UC SANTA BARBARA*	W	80-78
Feb 28	LONG BEACH STATE*	W	83-67
Mar 5	NEW MEXICO STATE*	W	74-49
<i>Mar 8-12 Big West Tournament (Las Vegas)</i>			
Mar 9	LONG BEACH STATE	W	108-81
Mar 10	NEW MEXICO STATE (OT)	W	74-69
Mar 12	HAWAII	W	78-60
<i>NCAA Tournament</i>			
Mar 16	at Montana#	L	67-77
# - NCAA 1st Round game at Missoula, Mont.			
Jan 20	SAN JOSE STATE*	W	75-59
Jan 22	HAWAII*	W	72-61
Jan 27	at Pacific*	W	88-81
Jan 29	at Nevada, Reno*	L	85-89
Feb 3	UC IRVINE*	W	71-64
Feb 5	CS FULLERTON*	L	54-59
Feb 11	NEW MEXICO STATE*	L	57-60
Feb 17	at Hawaii*	L	68-69
Feb 19	at San Jose State*	W	86-56
Feb 24	NEVADA, RENO*	W	84-61
Feb 26	PACIFIC*	L	70-72
Mar 2	at UC Santa Barbara*	W	76-68
Mar 4	at Long Beach State*	W	73-71
<i>Mar 7-11 Big West Tournament (Las Vegas)</i>			
Mar 8	PACIFIC	L	57-58

## 1995-96 (4-21/3-15 Big West)

**Head Coach: Jim Bolla**

**Home: 2-10, Away: 1-8, Neutral: 1-3**

*Nov 24-25 Arkansas Dial Soap Classic*

Nov 24	vs. Rice	L	43-81
Nov 25	vs. Florida A&M	W	67-66
<i>Dec 20-21 UNLV Holiday Ball Classic</i>			
Dec 20	TOLEDO	L	77-99
Dec 21	TENNESSEE TECH	L	53-74
Dec 27	OREGON	L	46-72
<i>Dec 29-30 Montana Western States Showdown</i>			
Dec 29	vs. Sam Houston State	L	68-72
Dec 30	vs. Nevada, Reno	L	61-64
Jan 2	at San Jose State*	L	66-78
Jan 4	at Hawaii*	L	43-69
Jan 7	PACIFIC*	L	51-57
Jan 9	NEVADA, RENO*	W	69-61
Jan 12	at Long Beach State*	W	64-63
Jan 14	at UC Santa Barbara*	L	60-92
Jan 19	CS FULLERTON*	L	66-72
Jan 21	UC IRVINE*	L	62-84

## 1994-95 (11-15/10-8 Big West)

**Head Coach: Jim Bolla**

**Home: 5-10, Away: 6-3, Neutral: 0-2**

*Nov 25-26 UNLV 7-UP Desert Classic*

Nov 25	UT-ARLINGTON	W	60-59
Nov 26	ARKANSAS	L	75-88
<i>Dec 3-4 Boilermaker Classic</i>			
Dec 3	vs. Toledo	L	79-86
Dec 4	vs. Florida A&M	L	58-75
<i>Dec 21-22 Showboat Shootout</i>			
Dec 21	GEORGE WASHINGTON	L	85-93
Dec 22	HOUSTON	L	64-77
Dec 28	WESTERN KENTUCKY	L	67-98
Jan 3	LONG BEACH STATE*	L	58-60
Jan 5	UC SANTA BARBARA*	L	61-63
Jan 8	at Cal State Fullerton*	W	81-77
Jan 10	at UC Irvine*(OT)	L	76-81
Jan 14	at New Mexico State*	W	74-68

# YEAR BY YEAR RECORDS

**UNLV**

Jan 27	NEW MEXICO STATE*	L	49-73
Feb 2	at Nevada, Reno*	L	66-70
Feb 4	at Pacific*	L	52-75
Feb 9	UC SANTA BARBARA*	L	63-76
Feb 11	LONG BEACH STATE*	L	68-83
Feb 16	at UC Irvine*	L	60-65
Feb 18	at Cal State Fullerton*	L	55-88
Feb 24	at New Mexico State*	L	58-78
Feb 29	HAWAII*	L	66-73
Mar 2	SAN JOSE STATE*	W	80-73

## 1996-97 (4-23/2-14 WAC)

**Head Coach: LaDonna McClain**

**Home: 4-11, Away: 0-10, Neutral: 0-2**

*Nov 23-24 UNLV Desert Classic*

Nov 23	SAM HOUSTON STATE	W	61-58
Nov 24	ARKANSAS STATE	L	66-78

*Nov 30-Dec 1 Connecticut Hartford Courant Classic*

Nov 30	vs. VCU	L	54-68
Dec 1	vs. Massachusetts	L	48-59
Dec 6	at Oregon	L	38-95
Dec 14	at San Francisco	L	61-72

*Dec 19-20 UNLV Lady Rebel Roundup*

Dec 19	FAIRFIELD	W	70-54
Dec 20	STEPHEN F. AUSTIN	L	71-94

*Dec 27-28 UNLV Shootout*

Dec 27	SOUTHERN UTAH	L	64-71
Dec 28	GEORGIA	L	41-87
Dec 30	UC SANTA BARBARA	L	77-101
Jan 2	WYOMING**	L	54-71
Jan 4	COLORADO STATE**	L	52-68
Jan 9	at San Diego State**	L	48-92
Jan 11	at Hawaii**	L	59-77
Jan 16	FRESNO STATE**	L	68-74
Jan 18	SAN JOSE STATE**	W	66-60
Jan 25	at Air Force**	L	62-67
Jan 30	at Colorado State**	L	55-89
Feb 1	at Wyoming**	L	60-79
Feb 6	HAWAII**	L	46-72
Feb 8	SAN DIEGO STATE**	L	50-62
Feb 13	at San Jose State**	L	60-70
Feb 15	at Fresno State**	L	53-71
Feb 20	AIR FORCE**	W	85-62
Feb 22	at TCU**	L	49-80
Feb 27	TCU**	L	67-97

## 1997-98 (4-23/3-11 WAC)

**Coaches:**

**LaDonna McClain & Steve Corrado**

**Home: 3-10, Away: 1-11, Neutral: 0-2**

Nov 21	at Cal State Fullerton	L	62-66
Nov 23	at Long Beach State	L	46-60

*Nov 28-29 Shreveport Shootout*

Nov 28	vs. Louisiana Tech	L	43-73
--------	--------------------	---	-------



## LADONNA MCCLAIN (1996-98)

The fifth Lady Rebel head coach in the history of the program, LaDonna McClain recorded a 7-40 mark in her two seasons at UNLV. McClain came to Las Vegas in the spring of 1996 from Austin Peay State University, where she led the Lady Governors to their first-ever NCAA Tournament berth. On Feb. 2, 1998, McClain resigned with seven games remaining in the season.

YEARS	SEASONS	W	L	PCT
1996-98	1+	7	40	.149

Nov 29	vs. Texas A&M	L	57-83
Dec 5-6	Las Vegas Club Shootout		
Dec 5	YOUNGSTOWN STATE	L	61-65
Dec 6	MIDDLE TENNESSEE (OT)	L	82-85
Dec 14	at Nevada, Reno	L	54-72
Dec 17	NORTHERN ARIZONA	L	72-91
Dec 20	at South Florida	L	46-55
Dec 27	CONNECTICUT	L	47-80
Dec 30	LOYOLA MARYMOUNT	W	86-60
Jan 1	at Wyoming**	L	50-64
Jan 3	at Colorado State**	L	50-90
Jan 10	at Air Force**	W	88-74
Jan 15	UTEP**	L	59-60
Jan 17	NEW MEXICO**	L	60-77
Jan 22	at BYU**	L	54-66
Jan 24	at Utah**	L	49-75
Jan 29	COLORADO STATE**	L	75-91
Jan 31	WYOMING**	W	66-50
Feb 4	AIR FORCE**	W	70-62
Feb 7	at Hawaii	L	81-105
Feb 12	at UTEP**	L	58-73
Feb 14	at New Mexico**	L	69-89
Feb 19	UTAH**	L	58-74
Feb 21	BYU**	L	61-65
Feb 26	HAWAII**	L	70-87

## 1998-99 (17-11/7-7 WAC)

**Head Coach: Regina Miller**

**Home: 10-3, Away: 5-7, Neutral: 2-1**

Nov 14	at Loyola Marymount	W	62-57
Nov 18	at UT-San Antonio	W	65-60

*Nov 28-29 Golden Gopher Classic*

Nov 28	vs. Delaware	W	77-76
Nov 29	at Minnesota	W	75-61

*Dec 4-5 Four Queens Shootout*

Dec 4	BELMONT	L	61-68
Dec 5	CHATTANOOGA	W	68-42
Dec 12	at Arkansas State	L	78-101
Dec 21	at Southern Utah	L	57-80
Dec 27	LONG BEACH STATE	W	64-56
Dec 30	NEVADA, RENO	W	59-53

Jan 3	NEW ORLEANS	W	70-51
Jan 9	at Air Force**	W	82-57
Jan 14	at Rice**	L	43-73
Jan 16	at Tulsa**	L	62-68
Jan 21	SMU** (OT)	W	72-69
Jan 23	TCU**	L	62-78
Jan 28	at Wyoming**	W	83-56
Jan 30	at Colorado State**	L	55-91
Feb 3	DENVER	W	72-63
Feb 6	AIR FORCE**	W	78-45
Feb 11	TULSA**	W	61-46
Feb 13	RICE**	W	61-57
Feb 18	at TCU** (OT)	L	63-64
Feb 20	at SMU**	L	62-74
Feb 25	COLORADO STATE**	L	68-75
Feb 27	WYOMING**	W	79-74

*Mar 1-6 WAC Tournament (Las Vegas)*

Mar 1	HAWAII	W	73-67
Mar 3	COLORADO STATE	L	67-71

## 1999-00 (17-12/8-6 MW)

**Head Coach: Regina Miller**

**Home: 9-4, Away: 6-6, Neutral: 2-2**

*Nov 15-22 Preseason WNIT*

Nov 15	at UC Santa Barbara	L	56-77
Nov 23	SOUTHERN UTAH	W	82-68

*Nov 27-28 Cox Communications/Shootout*

Nov 27	WEBER STATE (OT)	L	72-75
Nov 28	SE MISSOURI STATE	W	69-58

Dec 1	at Northern Arizona	W	71-57
Dec 6	at Denver	W	74-65
Dec 11	at Nevada, Reno (OT)	L	75-83

*Dec 20-21 Nassau Sun Splash Shootout*

Dec 20	vs. Liberty	L	71-75
Dec 21	vs. Sacramento State	W	78-64
Dec 28	CAL STATE FULLERTON	W	63-58
Jan 2	at Pacific	L	65-69
Jan 4	NAVY	W	74-56
Jan 8	VALPARAISO	W	79-62
Jan 13	BYU^	L	75-84
Jan 15	UTAH^	L	46-76
Jan 20	at Air Force^	W	89-59
Jan 22	at New Mexico^	W	55-51
Jan 29	at San Diego State^	L	52-54
Feb 3	COLORADO STATE^	L	79-81
Feb 5	WYOMING^	W	73-59
Feb 10	at BYU^	L	81-98
Feb 12	at Utah^	L	52-56
Feb 17	AIR FORCE^	W	86-53
Feb 19	NEW MEXICO^	W	65-50
Feb 26	SAN DIEGO STATE^	W	69-63
Mar 2	at Colorado State^	W	84-69
Mar 4	at Wyoming^	W	96-81



## STEVE CORRARO (1998)

Steve Corrado, who spent four-plus seasons as administrative assistant and director of basketball operations for the Lady Rebels, was named the interim head coach following the resignation of LaDonna McClain on Feb. 2, 1998. Corrado served as the head coach for seven games posting a 1-6 mark.

YEARS	SEASONS	W	L	PCT
1988	0+	1	6	.143

MEET THE TEAM



# YEAR BY YEAR RECORDS

## REGINA MILLER (1998-2008)



Regina Miller, named head coach of the Lady Rebels on April 7, 1998, led UNLV to a 175-125 mark and a school-record six-straight postseason appearances. UNLV was the nation's most-improved NCAA Division I team in 1998-99, and she later guided the Lady Rebels to their eighth NCAA Tournament appearance in 2001-02. Two years later, Miller directed the Lady Rebels to a 26-8 mark, tied for third most wins ever at UNLV, and to a WNIT championship runner-up finish.

YEARS	SEASONS	W	L	PCT
1998-2008	10	175	125	.583

Mar 8-11 Mountain West Tournament (Las Vegas)

Mar 9	NEW MEXICO	W	52-50
Mar 10	UTAH	L	65-67

### 2000-01 (19-10/8-6 MW)

Head Coach: Regina Miller

Home: 12-4, Away: 6-6, Neutral: 1-0

Nov 20	UT-SAN ANTONIO	W	57-41
--------	----------------	---	-------

Nov 24-25 Cox Communications/Lady Rebel Shootout

Nov 24	ARKANSAS-PINE BLUFF	W	74-57
Nov 25	CHARLOTTE	W	60-55

Dec 1-2 Roger L. White Invitational

Dec 1	vs. Northeastern	W	62-58
Dec 2	at Northwestern	W	84-74

Dec 6	at Arizona	L	74-91
Dec 9	at Eastern Washington	W	81-72

Dec 19	CAL STATE NORTHRIDGE	L	69-84
Dec 23	PACIFIC	W	86-64

Dec 28	NEVADA, RENO	W	67-57
Dec 30	PRAIRIE VIEW A&M	W	81-44

Jan 6	UC IRVINE	W	70-56
Jan 11	UTAH^	L	51-70

Jan 13	BYU^	W	61-50
Jan 18	at New Mexico^	L	51-79

Jan 20	at Air Force^	W	73-42
Jan 27	at San Diego State^	W	82-41

Feb 1	COLORADO STATE^	L	62-69
Feb 3	WYOMING^	W	69-61

Feb 8	at BYU^	L	63-69
Feb 10	at UTAH^	L	43-74

Feb 15	AIR FORCE^	W	73-47
Feb 17	NEW MEXICO^	W	75-70

Feb 24	SAN DIEGO STATE^	W	68-67
Mar 1	at Wyoming^	W	72-69

Mar 3	at Colorado State^	L	61-72
-------	--------------------	---	-------

Mar 7-10 Mountain West Tournament

Mar 7	BYU	L	54-62
-------	-----	---	-------

WNIT Tournament

Mar 15	at Loyola Marymount	W	59-56
Mar 18	at Oklahoma State	L	67-71

### 2001-02 (23-8/9-5 MW)

Head Coach: Regina Miller

Home: 13-2, Away: 7-3, Neutral: 3-3

Nov 16	CAL STATE FULLERTON	W	93-55
Nov 19	at UC Irvine	W	71-52

Nov 24-25 Cox Communications/Lady Rebel Shootout

Nov 24	SACRAMENTO STATE	W	92-34
--------	------------------	---	-------

Nov 25	TENNESSEE TECH	W	88-67
--------	----------------	---	-------

Dec 1-2 Oakland Tribune Classic

Dec 1	vs. Georgia	L	62-77
Dec 2	vs. Central Connecticut St	W	83-28

Dec 9	at Nevada, Reno	W	83-50
Dec 15	at San Francisco	W	71-63

Dec 19	EASTERN WASHINGTON	W	84-40
Dec 21	TENNESSEE-MARTIN	W	91-68

Dec 30	UC SANTA BARBARA	W	71-62
Jan 2	TEXAS A&M-CC	W	55-38

Jan 4	NORTHERN ARIZONA (OT)W	W	76-72
Jan 6	at New Mexico^	W	62-53

Jan 12	SAN DIEGO STATE^	W	67-55
Jan 17	at Wyoming^	L	58-75

Jan 19	at Colorado State^	L	57-62
Jan 24	AIR FORCE^	W	75-50

Jan 26	NEW MEXICO^	W	72-60
Jan 31	at Utah^	W	79-71

Feb 2	at BYU^	L	61-72
Feb 9	at San Diego State^	W	57-49

Feb 14	COLORADO STATE^	W	71-59
Feb 16	WYOMING^	W	66-61

Feb 23	at Air Force^	W	86-53
Feb 28	BRIGHAM YOUNG^	L	48-64

Mar 2	UTAH^	L	65-69
-------	-------	---	-------

Mar 6-9 Mountain West Tournament

Mar 6	UTAH	W	57-38
Mar 8	COLORADO STATE	W	72-58

Mar 9	BYU	L	46-61
-------	-----	---	-------

NCAA Tournament

Mar 16	vs. Minnesota#	L	54-71
--------	----------------	---	-------

# - NCAA 1st round at Chapel Hill, NC

### 2002-03 (17-12/8-6 MW)

Head Coach: Regina Miller

Home: 12-4, Away: 4-8, Neutral: 1-0

Nov 23	ST. MARY'S	W	68-56
Nov 27	at Cal Poly	W	79-62

Nov 30-Dec 1 Lady Rebel Shootout

Nov 30	UTEP	W	74-61
Dec 1	UCLA	L	64-72

Dec 7	at Texas A&M-Corpus Christi W	W	55-38
-------	-------------------------------	---	-------

Dec 14-15 at Hawaii Invitational

Dec 14	vs. Long Island	W	60-56
Dec 15	at Hawaii	L	66-71

Dec 20	IONA	W	63-54
Dec 22	ARIZONA	L	73-101

Dec 29	NEVADA, RENO	W	60-55
Jan 4	at Northern Arizona (OT)	L	76-85

Jan 7	LOYOLA MARYMOUNT	W	61-51
Jan 11	CAL STATE FULLERTON	W	90-49

Jan 18	at San Diego State^	W	50-48
--------	---------------------	---	-------

Jan 23	UTAH^	L	49-56
Jan 25	BYU^	W	73-69

Jan 30	at Air Force^	L	72-73
Feb 1	at New Mexico^	L	60-65

Feb 6	WYOMING^	W	68-65
Feb 8	COLORADO STATE^	W	90-71

Feb 15	SAN DIEGO STATE^	W	81-61
Feb 20	at BYU^	L	51-63

Feb 22	at Utah^	L	39-58
Feb 27	NEW MEXICO^	W	68-45

Mar 1	AIR FORCE^	W	81-49
Mar 5	at Colorado State^	L	36-74

Mar 7	at Wyoming^	W	80-70
-------	-------------	---	-------

Mar 12-15 Mountain West Tournament

(Las Vegas)			
Mar 12	BYU (OT)	L	64-66

WNIT Tournament			
Mar 21	at Oregon State	L	58-77

### 2003-04 (26-8/10-4 MW)

Head Coach: Regina Miller

Home: 16-2, Away: 9-5, Neutral: 1-1

Nov 21	CENTENARY	W	77-41
Nov 23	at UCLA	L	51-61

Nov 29-30 Lady Rebel Shootout

Nov 29	SAN DIEGO	W	78-64
Nov 30	RICHMOND	W	77-67

Dec 6	at Nevada, Reno	W	90-75
Dec 13	at Cal State Fullerton	W	71-59

Dec 15	at Loyola Marymount	L	64-76
Dec 19	UT-SAN ANTONIO	W	76-44

Dec 21	SOUTH FLORIDA	W	74-61
Dec 28	MISSISSIPPI STATE	W	62-51

Dec 30	CAL POLY	W	83-57
Jan 3	at St. Mary's	W	89-57

Jan 11	NORTHERN ARIZONA	W	67-60
Jan 17	SAN DIEGO STATE^	W	76-58

Jan 22	COLORADO STATE^	W	92-87
Jan 24	WYOMING^	W	67-47

Jan 29	at Air Force^	W	91-57
Jan 31	at New Mexico^	L	66-70

Feb 5	BYU^	W	77-64
Feb 8	UTAH^	L	55-72

Feb 14	at San Diego State^	W	65-56
Feb 19	at Wyoming^	W	66-55

Feb 21	at Colorado State^	L	65-79
Feb 26	NEW MEXICO^	L	54-59

Feb 28	AIR FORCE^	W	85-48
Mar 4	at Utah^ (OT)	W	68-60

Mar 6	at BYU^	W	67-59
-------	---------	---	-------

Mar 10-13 Mountain West Tournament (Denver)

Mar 10	vs. BYU	W	60-57
Mar 12	vs. Utah	L	55-59

WNIT Tournament

Mar 18	ARIZONA STATE	W	50-47
Mar 21	RICE	W	68-66

Mar 24	WESTERN KENTUCKY	W	78-75
Mar 28	at Iowa State	W	65-59

Mar 30	at Creighton	L	52-73
--------	--------------	---	-------

### 2004-05 (16-15/6-8 MW)

Head Coach: Regina Miller

Home: 12-5, Away: 2-8, Neutral: 2-2

Nov 14-15 at WBCA/BTI CLASSIC

Nov 14	vs. Minnesota	L	69-77
Nov 15	vs. South Carolina	W	66-63

@UNLVADYREBELS

#StormTheCourt

#unlvwbb

# YEAR BY YEAR RECORDS



The 2003-04 Lady Rebels finished with an impressive 26-8 record, tying for third-most wins in school history, and advanced to the WNIT Championship game.

Nov 19	UCF	L	58-60
Nov 27-28	Lady Rebel Shootout		
Nov 27	TEXAS-ARLINGTON	W	79-57
Nov 28	NORTH CAROLINA	L	84-76
Dec 4	at Detroit	W	82-49
Dec 6	at Michigan	L	43-45
Dec 18-19	Duel In The Desert		
Dec 18	NORTHERN ARIZONA	W	61-49
Dec 19	IOWA STATE (OT)	L	78-86
Dec 22	NEVADA, RENO	W	66-60
Dec 30	C. CONNECTICUT STATE	W	92-52
Jan 2	CANISIUS	W	92-66
Jan 8	HIGH POINT	W	82-51
Jan 13	NORTHERN COLORADO	W	88-68
Jan 15	at San Diego State^	L	60-76
Jan 20	at Wyoming^	L	43-46
Jan 22	at Colorado State^	L	66-69
Jan 27	NEW MEXICO^	W	63-60
Jan 29	AIR FORCE^	W	76-51
Feb 3	at Utah^	L	55-63
Feb 5	at BYU^	L	48-74
Feb 12	SAN DIEGO STATE^	W	77-54
Feb 17	COLORADO STATE^	W	71-58
Feb 19	WYOMING^	W	70-66
Feb 24	at Air Force^	W	70-63
Feb 26	at New Mexico^	L	65-68
Mar 3	BYU^	L	45-48
Mar 5	UTAH^	L	55-61
Mar 9-12	Mountain West Tournament (Denver)		
Mar 9	vs. Wyoming	W	64-59
Mar 11	vs. New Mexico	L	67-70
Mar 18	at Arkansas	L	48-61

**2005-06 (18-12/9-7 MW)**  
**Head Coach: Regina Miller**  
**Home: 11-3, Away: 4-8, Neutral: 3-1**  
 Nov 18-19 at DePaul Invitational  
 Nov 18 vs. Alabama State W 81-59  
 Nov 19 at DePaul L 72-88  
 Nov 25-26 Lady Rebel Shootout  
 Nov 25 STEPHEN F. AUSTIN W 72-66

Nov 26	TENNESSEE TECH	W	65-55
Dec 3-4	at Contra Costa Times Classic		
Dec 3	vs. Albany	W	78-56
Dec 4	at California	L	58-50
Dec 10	at Nevada, Reno	L	55-41
Dec 17-18	Duel In The Desert		
Dec 17	JACKSON STATE	W	73-39
Dec 18	TEXAS A&M	L	48-73
Dec 29	TROY	W	69-51
Dec 31	LAMAR	W	76-47
Jan 5	WYOMING^	W	65-56
Jan 11	at BYU^	L	58-77
Jan 14	SAN DIEGO STATE^	W	71-54
Jan 18	at Colorado State^	W	67-62
Jan 21	UTAH^	L	51-59
Jan 25	at Air Force^	W	66-56
Jan 28	at New Mexico^	L	47-60
Feb 2	TCU^	W	61-50
Feb 4	at Wyoming^	L	50-53
Feb 11	BYU	L	51-55
Feb 15	at San Diego State^	W	64-48
Feb 22	at Utah	L	64-75
Feb 25	AIR FORCE^	W	80-62
Mar 2	NEW MEXICO^	W	65-63
Mar 4	at TCU (OT)	L	77-82
Mar 7-11	Mountain West Tournament (Denver)		
Mar 8	vs. New Mexico	W	57-45
Mar 10	vs. Utah	L	45-61
Mar 19	at Fresno State	L	57-77

**2006-07 (14-15/8-8 MW)**  
**Head Coach: Regina Miller**  
**Home: 11-8, Away: 3-7, Neutral: 0-0**  
 Nov 12 PEPPERDINE L 42-57  
 Nov 18 MICHIGAN L 58-68  
 Nov 20 CAL ST. BAKERSFIELD W 60-52  
 Nov 24-25 Lady Rebel Shootout  
 Nov 24 ELON W 70-40  
 Nov 25 WISCONSIN L 51-67  
 Dec 2 at Southern Utah L 52-56  
 Dec 9 at Long Beach State W 61-44

Dec 19	UC IRVINE	W	74-50
Dec 20-21	Duel In The Desert		
Dec 20	BOISE STATE	L	63-76
Dec 21	UT-SAN ANTONIO	L	62-70
Dec 28	DEPAUL	W	89-71
Dec 30	NEVADA, RENO	W	77-63
Jan 3	at TCU^	L	63-88
Jan 6	SAN DIEGO STATE^	W	71-54
Jan 11	WYOMING^	W	51-46
Jan 13	UTAH^	L	37-49
Jan 20	at BYU^	L	59-64
Jan 25	at Air Force^	W	63-55
Jan 27	at New Mexico^	L	56-77
Feb 1	COLORADO STATE^	W	57-46
Feb 3	TCU^	L	62-75
Feb 8	at San Diego State^	L	54-67
Feb 10	at Wyoming^	L	59-85
Feb 15	at Utah^	L	55-70
Feb 21	BYU^ (OT)	W	76-71
Feb 25	AIR FORCE^	W	72-58
Mar 1	NEW MEXICO^	W	70-59
Mar 3	at Colorado State^	W	63-58
Mar 6-10	Mountain West Tournament (Las Vegas)		
Mar 7	NEW MEXICO	L	52-80

**2007-08 (8-22/4-12 MW)**  
**Head Coach: Regina Miller**  
**Home: 5-12, Away: 2-10, Neutral: 1-0**  
 Nov 9 LONG BEACH STATE W 73-57  
 Nov 11 LOYOLA MARYMOUNT L 59-61  
 Nov 17 TEXAS TECH L 64-79  
 Nov 23-24 Lady Rebel Shootout  
 Nov 23 RICHMOND L 59-68  
 Nov 24 OREGON STATE L 65-68  
 Nov 30-Dec. 1 Lady Privateer Invitational  
 Nov 30 vs. George Washington W 62-61  
 Dec 1 at New Orleans L 50-63  
 Dec 7 at UC Riverside L 49-61  
 Dec 9 at UC Irvine W 85-73  
 Dec 20-21 Lady Rebel Christmas Classic  
 Dec 20 AUSTIN PEAY W 56-38  
 Dec 21 LIBERTY L 68-70  
 Dec 28 at Nevada, Reno L 63-84  
 Dec 30 LONG ISLAND L 55-63  
 Jan 9 COLORADO STATE^ W 57-55  
 Jan 12 AIR FORCE^ W 58-48  
 Jan 16 at BYU^ L 55-67  
 Jan 23 at Wyoming^ L 39-87  
 Jan 26 SAN DIEGO STATE^ L 55-75  
 Jan 29 TCU^ L 38-56  
 Feb 2 at New Mexico^ L 64-94  
 Feb 6 UTAH L 53-82  
 Feb 9 at Colorado State^ W 76-68  
 Feb 13 at Air Force^ L 66-71  
 Feb 16 BYU^ (OT) W 73-68  
 Feb 23 WYOMING^ L 78-88  
 Feb 27 at San Diego State^ L 50-68  
 Mar 1 at TCU^ L 57-87  
 Mar 4 NEW MEXICO^ L 65-68  
 Mar 8 at Utah^ L 46-82  
 Mar 11-15 Mountain West Tournament (Las Vegas)  
 Mar 11 COLORADO STATE L 49-68

MEET THE TEAM



# LADY REBEL BASKETBALL

@UNLVADYREBELS

#StormTheCourt

#unlvwb



## KATHY OLIVIER (2008-)

Kathy Olivier is the first-ever Lady Rebel alumnae to take over as head coach at UNLV, as she was an honorable mention All-American while playing for Dan Ayala in 1978-80. After 15 years as the head coach at UCLA, Olivier came back to her alma mater, and in her first season guided the team to a six-win improvement over the previous year, while her first-ever recruit became the first Lady Rebel to be named MW Freshman of the Year. More recently she guided UNLV to its first postseason appearance in six years with a 22-10 record and trip to the WNIT in 2012-13.

YEARS	SEASONS	W	L	PCT
2008-Present	7	72	85	.459

### 2008-09 (14-18/5-11 MW)

Head Coach: Kathy Olivier

Home: 12-9, Away: 2-9, Neutral: 0-0

Nov 14	SACRAMENTO STATE	W	92-71
Nov 18	SOUTHERN UTAH	W	71-58
Nov 21	NEVADA, RENO	W	66-53
<i>Nov 28-29 Lady Rebel Round-Up</i>			
Nov 28	E. WASHINGTON (OT)	L	69-70
Nov 29	CAL STATE FULLERTON	W	76-65
Dec 2	at Texas Tech	L	63-75
Dec 6	at Loyola Marymount	L	68-84
Dec 15	at Oregon State	L	91-54
<i>Dec 19-20 Desert Draw at UNLV</i>			
Dec 19	CAL STATE NORTHRIDGE	W	88-69
Dec 20	OKLAHOMA STATE	L	73-88
Dec 28	UC RIVERSIDE	W	71-61
Dec 30	UTAH STATE	W	65-47
Jan 2	FRESNO STATE	L	42-65
Jan 7	at New Mexico^	L	49-75
Jan 10	TCU^	L	61-66
Jan 14	COLORADO STATE^	L	69-70
Jan 17	at Wyoming^	W	71-64
Jan 21	BYU^	L	62-67
Jan 24	at Utah^	L	50-67
Jan 31	AIR FORCE^	W	78-64
Feb 4	at San Diego State^	L	58-83
Feb 7	NEW MEXICO^	W	57-51
Feb 10	at TCU^	L	46-75
Feb 14	at Colorado State	L	58-83
Feb 18	WYOMING^	L	44-50
Feb 21	at BYU^	L	52-53
Feb 25	UTAH^	W	68-55
Mar 4	at Air Force^	W	64-63
Mar 7	SAN DIEGO STATE^	L	55-61
<i>Mar 10-14 Mountain West Tournament (Las Vegas)</i>			
Mar 10	BYU	W	66-58
Mar 11	TCU	W	84-75
Mar 13	SAN DIEGO STATE	L	63-71

### 2009-10 (13-18/6-10 MW)

Head Coach: Kathy Olivier

Home: 6-11, Away: 7-7, Neutral: 0-0

Nov 13	at Southern Utah	W	61-43
Nov 15	NEBRASKA	L	51-73
Nov 19	at Sacramento State (OT)	W	97-92
Nov 22	NORTH CAROLINA	L	68-78
<i>Nov 28-29 Lady Rebel Round-Up</i>			
Nov 28	BOISE STATE	L	66-74
Nov 29	BRADLEY	L	68-83
Dec 3	at San Diego	W	71-66
Dec 6	at Nevada, Reno	W	74-63

Dec 12	at Fresno State	L	45-63
<i>Dec 19-21 Duel In The Desert</i>			
Dec 19	VCU	W	68-66
Dec 20	HAWAII	W	67-54
Dec 21	DEPAUL	L	48-82
Dec 29	NORTHERN ARIZONA	W	60-58
Jan 2	at Utah State	L	70-78
Jan 6	BYU^	L	61-71
Jan 9	NEW MEXICO^	L	54-63
Jan 13	at San Diego State^	L	41-70
Jan 16	at Utah^	W	54-49
Jan 20	COLORADO STATE^ (OT)	L	65-66
Jan 23	TCU^	L	61-81
Jan 26	at Air Force^	W	77-76
Feb 2	WYOMING^	W	62-56
Feb 6	at BYU^	L	60-76
Feb 10	at New Mexico^	W	65-59
Feb 13	SAN DIEGO STATE^	W	66-59
Feb 17	UTAH^	L	35-51
Feb 20	at Colorado State^	L	49-65
Feb 23	at TCU^	L	64-79
Feb 27	AIR FORCE^	W	69-55
Mar 6	at Wyoming^	L	73-78
<i>Mar 9-13 Mountain West Tournament (Las Vegas)</i>			

Mar 9 WYOMING L 55-60

### 2010-11 (11-20/4-12 MW)

Head Coach: Kathy Olivier

Home: 7-10, Away: 3-9, Neutral: 1-1

Nov 12	SOUTHERN UTAH	W	76-42
Nov 19	SAN DIEGO	W	66-48
Nov 21	NEVADA, RENO	W	67-52
<i>Nov 26-27 Hyatt Place Lady Rebel Round-Up</i>			
Nov 26	OREGON STATE	L	45-57
Nov 27	PACIFIC	W	56-44
Nov 30	at Nebraska	L	41-65
Dec 5	at San Jose State	W	80-48
Dec 12	at North Carolina	L	66-78
<i>Dec 18-20 BTI Classic</i>			
Dec 18	SOUTH FLORIDA (OT)	L	54-59
Dec 19	TEXAS	L	59-85
Dec 20	SMU	L	55-56
<i>Dec 28-30 Pepsi Rainbow Wahine Invitational</i>			
Dec 28	vs. Cal State Bakersfield	L	63-66
Dec 29	vs. Columbia	W	93-46
Dec 30	at Hawaii	W	63-48
Jan 5	at BYU^	L	64-75
Jan 8	at TCU^	L	60-68
Jan 11	SAN DIEGO STATE^	L	52-55
Jan 15	AIR FORCE^	W	63-52
Jan 18	at Colorado State^	L	63-68
Jan 22	at New Mexico^	W	59-51
Jan 26	WYOMING^	L	61-69
Feb 1	at Utah^	L	52-71
Feb 5	BYU^	L	44-79
Feb 9	TCU^	L	64-71
Feb 12	at San Diego State^	L	60-77
Feb 16	at Air Force^	L	87-91
Feb 19	COLORADO STATE^	W	72-60
Feb 23	NEW MEXICO	L	60-68
Feb 26	at Wyoming^	L	56-77
Mar 5	UTAH^	W	51-47
<i>Mar 8-12 Mountain West Tournament (Las Vegas)</i>			
Mar 8	UTAH	L	44-55



UNLV defeated Sacramento State 92-71 in Kathy Olivier's first game as the Lady Rebels' head coach.



# YEAR BY YEAR RECORDS



## 2011-12 (22-10/10-4 MW)

**Head Coach: Kathy Olivier**

**Home: 12-5, Away: 8-5, Neutral: 2-0**

*Nov 12-13 Iowa Hawkeye Challenge*

Nov 12	vs. Butler	W	62-39
Nov 13	at Iowa	W	69-59
Nov 16	UC RIVERSIDE	W	64-36
Nov 19	SAN JOSE STATE	W	78-41
Nov 22	UTSA	W	74-67
<i>Nov 26-27 Lady Rebel Round-Up</i>			
Nov 26	NORTHEASTERN	W	61-58
Nov 27	GEORGETOWN	L	45-64
<i>Dec 3-4 at Cal Classic</i>			
Dec 3	vs. Prairie View A&M	W	73-60
Dec 4	at California	L	48-70
Dec 10	at UC Santa Barbara	W	46-44
<i>Dec 18-20 BTI Invitational</i>			
Dec 18	NORTHWESTERN	L	49-79
Dec 19	NORTH DAKOTA STATE	W	76-57
Dec 20	KANSAS STATE	W	44-38
Dec 28	at Arizona	L	58-62
Jan 2	at Nevada, Reno	W	74-63
Jan 6	FRESNO STATE^	W	73-71
Jan 11	at Wyoming^	W	54-51
Jan 14	SAN DIEGO STATE (OT)	L	62-66
Jan 18	at TCU^	W	72-57
Jan 21	at New Mexico^	W	64-50
Jan 25	BOISE STATE^	W	66-50
Jan 28	AIR FORCE^	W	63-47

Feb 1	at Colorado State^	L	62-74
Feb 4	WYOMING^ (OT)	L	47-51
Feb 11	at San Diego State^	L	64-77
Feb 15	TCU^	W	55-54
Feb 18	NEW MEXICO^	W	65-60
Feb 22	at Boise State^	W	75-66
Feb 25	at Air Force^	W	86-48
Feb 29	COLORADO STATE^	W	53-48
<i>Mar 7-11 Mountain West Tournament</i>			
Mar 7	NEW MEXICO^	L	58-61
<i>WNIT Tournament</i>			
Mar 15	at Saint Mary's	L	63-71

## 2012-13 (12-19/8-8 MW)

**Head Coach: Kathy Olivier**

**Home: 7-9, Away: 3-8, Neutral: 2-2**

Nov 9	UCSB	W	58-52
Nov 13	ARIZONA	L	82-83
<i>Nov 17-18 Subway Classic</i>			
Nov 17	vs. Maine	L	67-74
Nov 18	vs. Ohio	W	60-51
<i>Nov 24-25 Lady Rebel Round-Up</i>			
Nov 24	MONTANA (OT)	L	65-69
Nov 25	BOWLING GREEN	L	54-64
<i>Dec 1-2 ASU Classic</i>			
Dec 1	vs. Dayton	L	58-82
Dec 2	vs. Binghamton	W	58-56
Dec 8	at UTSA	L	46-61

<i>Dec 19-21 World Vision Classic</i>			
Dec 19	OLD DOMINION	L	67-85
Dec 20	ALABAMA A&M	W	67-62
Dec 21	KANSAS STATE	L	54-80
Dec 29	at UC Riverside	L	66-82
Dec 31	at Santa Clara	L	64-70
Jan 9	NEW MEXICO^	W	68-57
Jan 12	at Air Force^	L	69-81
Jan 16	SAN DIEGO STATE^	L	60-74
Jan 20	COLORADO STATE^	W	63-50
Jan 23	at Wyoming^	L	54-76
Jan 30	at Nevada, Reno^	W	66-61
Feb 2	BOISE STATE^	W	75-61
Feb 6	FRESNO STATE^	L	66-72
Feb 9	at New Mexico^	W	58-57
Feb 13	AIR FORCE^	W	80-53
Feb 17	at San Diego State^	L	50-86
Feb 20	at Colorado State^	L	44-60
Feb 23	WYOMING^	L	60-64
Mar 2	NEVADA, RENO^	W	80-63
Mar 6	at Boise State^	W	70-60
Mar 9	at Fresno State^	L	64-90
<i>Mar 14-18 Mountain West Tournament (Las Vegas)</i>			
Mar 14	NEW MEXICO	L	59-72



*UNLV opened the 2011-12 campaign by claiming the Iowa Hawkeye Challenge tournament title after a 69-59 win over the Hawkeys, one of only six non-Iowa schools to win the tournament.*



# YEAR BY YEAR RECORDS

## 2013-14 (13-19/9-9 MW)

**Head Coach: Kathy Olivier**

**Home: 10-10, Away: 3-9, Neutral: 0-0**

Nov 8	SANTA CLARA	W	77-70
Nov 12	BYU	L	64-71
Nov 17	at Northwestern	L	53-57
Nov 23	BAKERSFIELD	W	76-74
Nov 26	UTAH	L	59-66
<i>Nov 30-Dec. 1 Lady Rebel Round-Up</i>			
Nov 30	FORDHAM	L	63-72
Dec 1	CHARLOTTE	L	75-80
Dec 6	at San Francisco	L	61-62
Dec 14	at Loyola Marymount	L	67-71
<i>Dec 19-21 Duel In The Desert</i>			
Dec 19	CLEMSON	W	63-54
Dec 20	CREIGHTON	L	56-66
Dec 21	OREGON STATE	L	60-68
Jan 1	FRESNO STATE^	L	63-79
Jan 4	at Air Force^	W	72-65
Jan 8	at Nevada, Reno^	W	57-49
Jan 15	NEW MEXICO^	W	78-56
Jan 18	SAN DIEGO STATE^	W	74-59
Jan 22	at Utah State^	W	73-67
Jan 25	at Fresno State^	L	52-70
Jan 29	SAN JOSE STATE^	W	90-76
Feb 1	at Boise State^	L	49-79
Feb 5	COLORADO STATE^	L	48-66
Feb 8	at Wyoming^	L	56-82
Feb 15	UTAH STATE^	W	82-80
Feb 19	at New Mexico^	L	58-65
Feb 22	BOISE STATE^	L	72-75
Feb 26	at Colorado State^	L	64-84
Mar 1	AIR FORCE^	W	87-43
Mar 4	at San Diego State^	L	63-64
Mar 7	NEVADA, RENO^	W	80-68
<i>Mar 10-15 Mountain West Tournament (Las Vegas)</i>			
Mar 10	SAN JOSE STATE	W	78-75
Mar 11	FRESNO STATE	L	65-80

## 2014-15 (13-17/10-8 MW)

**Head Coach: Kathy Olivier**

**Home: 9-6, Away: 4-10, Neutral: 0-1**

Nov 14	TEXAS A&M-CORPUS CHRISTI	W	77-65
Nov 17	LOYOLA MARYMOUNT	W	91-76
<i>Nov 21-23 Bank of America Rainbow Wahine Classic</i>			
Nov 21	Missouri	L	60-79
Nov 23	at Hawaii	L	70-79
<i>Nov 29-30 Lady Rebel Round-Up</i>			
Nov 29	DELAWARE STATE	W	91-78
Nov 30	SOUTH DAKOTA STATE	L	59-65
Dec 4	at BYU	L	61-76
Dec 6	at Utah	L	49-62
Dec 13	at Southern Utah	L	84-93
Dec 17	NORTHWESTERN	L	84-88
Dec 21	at Bakersfield	L	71-74
Dec 31	WYOMING^	W	58-55
Jan 7	at Nevada, Reno^	L	62-71
Jan 10	at San Jose State^	W	72-68
Jan 14	BOISE STATE^	L	67-78
Jan 17	SAN DIEGO STATE^	W	64-47
Jan 21	at New Mexico^	L	60-63
Jan 24	at Utah State^	L	72-85
Jan 28	NEVADA, RENO^	W	75-52
Jan 31	at Air Force^	W	91-79
Feb 7	COLORADO STATE^	L	43-55
Feb 11	at Fresno State^	W	73-70

Feb 14	AIR FORCE^	W	82-61
Feb 18	at Boise State^	W	74-60
Feb 21	NEW MEXICO^	W	79-73
Feb 25	UTAH STATE^	W	69-61
Feb 28	at Wyoming^	L	68-99
Mar 3	at San Diego State^	L	61-76
Mar 6	SAN JOSE STATE^	L	97-99
<i>Mar 9-13 Mountain West Tournament (Las Vegas)</i>			
Mar 10	BOISE STATE	L	64-46

### KEY

\* Big West Conference game

\*\* Western Athletic Conference game

^ Mountain West game

## 2015-16 (18-14/9-9 MW)

**Head Coach: Kathy Olivier**

**Home: 14-4, Away: 4-9, Neutral: 0-1**

Nov 14	SOUTHERN UTAH	W	79-44
Nov 17	PEPPERDINE	W	83-63
Nov 21	UC IRVINE	W	72-52
Nov 23	CAL STATE SAN MARCOS	W	62-43
Nov 28	GEORGE MASON	W	67-59
Nov 29	DRAKE	L	68-76
Dec 6	at USC	L	42-73
Dec 12	at Houston	W	63-60
Dec 14	at Texas A&M-Corpus Christi	W	65-51
Dec 19	UTEP	L	52-60
Dec 20	at Long Beach State	L	53-67
Dec 30	at Fresno State^	L	54-58
Jan 6	COLORADO STATE^	L	56-64
Jan 9	WYOMING^	W	66-37
Jan 13	at New Mexico^	L	53-67
Jan 16	at Air Force^	W	60-56
Jan 20	UTAH STATE^	W	46-38
Jan 23	NEVADA, RENO^	W	65-59
Jan 27	at Boise State^	L	56-75
Jan 30	at San Diego State^	W	55-41
Feb 3	NEW MEXICO^	W	57-48
Feb 6	FRESNO STATE^	L	52-57
Feb 10	at San Jose State^	L	61-69
Feb 13	at Colorado State^	L	52-83
Feb 17	AIR FORCE^	W	62-51
Feb 20	at Nevada, Reno^	L	65-71
Feb 24	BOISE STATE^	W	78-68
Feb 27	at Wyoming^	L	57-80
Mar 4	SAN DIEGO STATE^	W	62-51
<i>Mar 7-11 Mountain West Tournament (Las Vegas)</i>			
Mar 7	SAN DIEGO STATE	W	62-51
Mar 8	AIR FORCE	W	55-42
Mar 9	FRESNO STATE	L	60-66



@UNLVADYREBELS

#StormTheCourt

#unlvwbb

# UNLV VS THE TOP 25



## RESULTS VS. AP TOP 25 OPPONENTS

					<u>1997-98</u>						<u>(0-2) 1986-87</u>						<u>(0-3)</u>							
					11/28	#4 Louisiana Tech	N	L	43-73	1/5	#7 Long Beach St	H	L	84-117										
					12/27	#3 Connecticut	H	L	47-80	2/19	#5 Long Beach St	A	L	63-86										
										3/7	#4 Long Beach St	H	L	57-98										
<u>2012-13</u>					<u>(0-1)</u>					<u>1996-97</u>					<u>(0-2)</u>									
12/1	#23 Dayton	N	L	58-82	12/20	#24 SFA	H	L	71-94	<u>1985-86</u>					<u>(1-4)</u>									
					12/28	#4 Georgia	H	L	41-87	12/28	#14 Ohio State	A	L	74-87										
<u>2011-12</u>					<u>(0-1)</u>																			
11/27	#21 Georgetown	H	L	45-64	<u>1994-95</u>					<u>(0-2)</u>														
					12/21	#19 Geo. Wash.	H	L	85-93	3/8	#7 Long Beach St	H	W	99-89										
					12/24	#15 Western Ky.	H	L	67-98	3/15	#16 North Carolina	A	L	76-82										
<u>2010-11</u>					<u>(0-3)</u>					<u>1993-94</u>					<u>(4-2) 1984-85</u>					<u>(2-4)</u>				
11/30	#24 Nebraska	A	L	41-65	12/24	#24 Oklahoma St.	H	W	60-55	12/4	#11 LSU	H	W	82-76										
12/12	#12 North Carolina	A	L	66-78	12/30	#11 Stanford	A	L	73-94	12/8	#2 Texas	H	L	64-95										
12/19	#23 Texas	A	L	59-85	1/3	#23 Hawaii	H	W	71-59	12/13	#10 Ohio State	H	L	58-72										
<u>2009-10</u>					<u>(0-2)</u>					1/5	#21 Hawaii	H	W	74-70	1/5	#10 Penn State	H	L	67-71					
1/23	#23 TCU	H	L	61-81	3/12	#24 Hawaii	H	W	78-60	2/2	#4 Louisiana Tech	H	W	80-77										
11/22	#4 North Carolina	H	L	68-78	3/16	#17 Montana	A	L	66-77	3/15	#20 San Diego St	H	L	68-70										
<u>2008-09</u>					<u>(0-1)</u>					<u>1992-93</u>					<u>(0-3) 1983-84</u>					<u>(0-4)</u>				
12/20	#22 Oklahoma St.	H	L	73-88	3/5	at #20 Hawaii	A	L	85-100	1/26	#9 LSU	H	L	71-100										
<u>2007-08</u>					<u>(1-3)</u>					3/7	at #20 Hawaii	A	L	69-82	1/28	#1 Louisiana Tech	H	L	60-90					
11/30	#16 George Wash.	N	W	62-61	2/2	#15 Virginia	A	L	73-74	2/25	#1 Texas	H	L	60-82										
1/23	at #18 Wyoming	A	L	39-87	<u>1991-92</u>					<u>(3-2)</u>														
2/6	#20 Utah	H	L	53-82	11/29	#5 Stanford	H	L	85-96	<u>1982-83</u>					<u>(0-2)</u>									
3/8	at #15 Utah	A	L	46-82	11/30	#10 Texas	H	L	65-81	12/21	#15 Arizona State	A	L	62-83										
<u>2006-07</u>					<u>(1-0)</u>					12/21	#12 LSU	H	W	83-71	1/28	#1 Louisiana Tech	H	L	58-79					
12/28	#19 DePaul	H	W	89-71	2/25	#12 Hawaii	H	W	65-58	<u>1981-82</u>					<u>(0-1)</u>									
					2/26	#12 Hawaii	H	W	71-67	12/18	#20 Arizona State	A	L	67-82										
<u>2005-06</u>					<u>(2-5)</u>					<u>1990-91</u>					<u>(3-1)</u>									
11/19	#18 DePaul	A	L	72-88	12/17	#7 Louisiana Tech	H	W	84-77	<u>1980-81</u>					<u>(0-3)</u>									
1/28	#18 New Mexico	A	L	47-60	1/12	#22 Long Beach St	A	W	80-75	1/31	#1 Louisiana Tech	H	L	73-97										
2/11	#21 BYU	H	L	51-55	2/4	#24 CS Fullerton	H	W	88-82	2/13	#5 Long Beach St	A	L	45-83										
2/22	#19 Utah	A	L	64-75	3/16	#3 Georgia	A	L	62-86	3/7	#2 Long Beach St	H	L	85-97										
3/2	#21 New Mexico	H	W	65-63	<u>1989-90</u>					<u>(7-2) 1979-80</u>					<u>(0-3)</u>									
3/8	#21 New Mexico	N	W	57-45	12/2	#15 Virginia	A	L	73-74	12/18	#4 Louisiana Tech	H	L	61-73										
3/10	#19 Utah	N	L	45-61	12/4	#22 Western Ky.	N	W	64-58	12/19	#3 Tennessee	H	L	64-84										
<u>2004-05</u>					<u>(0-2)</u>					12/20	#7 Auburn	H	W	85-57	2/8	#3 Louisiana Tech	A	L	63-74					
11/14	#14 Minnesota	N	L	69-77	1/2	#19 Long Beach St	A	W	99-87	<u>1978-79</u>					<u>(2-1)</u>									
11/28	#5 North Carolina	H	L	76-84	1/12	#17 Hawaii	H	W	83-75	12/9	#2 Maryland	H	W	77-70										
<u>2002-03</u>					<u>(0-1)</u>					1/13	#17 Hawaii	H	W	96-79	3/3	#14 Kansas	H	W	96-81					
12/22	#23 Arizona	H	L	73-101	2/10	#8 Long Beach St	H	W	92-62	3/9	#16 Long Beach St	N	L	78-81										
<u>2001-02</u>					<u>(2-3)</u>					3/11	#14 Long Beach St	H	W	67-74										
12/1	#13 Georgia	N	L	62-77	3/17	#24 Mississippi	H	L	62-66	<u>1977-78</u>					<u>(1-1)</u>									
1/19	#20 Colorado St.	A	L	57-62	<u>1988-89</u>					<u>(1-6)</u>														
2/14	#17 Colorado St.	H	W	71-59	1/21	#12 San Diego St	H	L	51-55	3/10	#18 Cal Poly	N	W	87-83										
3/8	#18 Colorado St.	H	W	72-58	1/30	#9 Long Beach St	H	L	81-85	3/11	#7 UCLA	N	L	88-100										
3/16	#18 Minnesota	N	L	54-71	2/16	#17 San Diego St	A	L	64-65	<u>1976-77</u>					<u>(2-2)</u>									
<u>1999-2000</u>					<u>(0-1)</u>					2/20	#9 Long Beach St	A	L	77-91	12/3	#3 Immaculate	H	W	92-85					
11/15	#14 UCSB	A	L	56-77	3/11	#7 Long Beach St	H	L	81-89	12/4	#1 Delta State	H	W	82-76										
					3/18	#9 Colorado	A	W	84-74	2/12	#17 Texas	N	L	81-87										
<u>1999-2000</u>					<u>(0-1)</u>					3/25	#6 Texas	A	L	77-88	12/18	#20 Arizona State	A	L	67-82					
11/15	#14 UCSB	A	L	56-77	<u>1987-88</u>					<u>(0-4)</u>					<u>All-time Record</u>									
					12/7	#5 Louisiana Tech	A	L	63-91						32-81									
<u>1998-99</u>					<u>(0-3)</u>					1/16	#12 Long Beach St	H	L	74-100										
1/30	#6 Colorado State	A	L	55-91	2/13	#14 Long Beach St	A	L	78-82															
2/25	#4 Colorado State	H	L	68-75	3/12	#8 Long Beach St	H	L	58-79															
3/3	#4 Colorado State	H	L	67-71																				

MEET THE TEAM



# ALL-TIME SERIES RECORDS

@UNLVADYREBELS

#StormTheCourt

#unlvwbb

OPPONENT	W	L	FIRST GM	LAST GM	OPPONENT	W	L	FIRST GM	LAST GM
<b>Air Force</b>	<b>35</b>	<b>5</b>	<b>1997</b>	<b>2016</b>	Fairfield	2	0	1985	1996
Alabama	1	0	1990	1990	Florida	1	0	1990	1990
Alabama A&M	1	0	2013	2013	Florida A&M	1	1	1994	1995
Alabama State	1	0	2006	2006	Florida International	1	0	1983	1983
Albany	1	0	2006	2006	Fordham	0	1	2014	2014
Arizona	<b>3</b>	<b>5</b>	<b>1975</b>	<b>2013</b>	<b>Fresno State</b>	<b>16</b>	<b>15</b>	<b>1983</b>	<b>2016</b>
Arizona State	7	3	1975	2004	<b>George Mason</b>	<b>1</b>	<b>0</b>	<b>2015</b>	<b>2015</b>
Arkansas	1	2	1984	2005	George Washington	3	1	1984	2008
Arkansas State	1	2	1988	1998	Georgetown	0	1	2012	2012
Auburn	1	0	1990	1990	Georgia	0	3	1991	2002
Austin Peay	1	0	2008	2008	Georgia State	2	0	1984	1992
Bakersfield-CSU	<b>2</b>	<b>2</b>	<b>2007</b>	<b>2014</b>	Grambling State	1	0	1990	1990
Baylor	4	0	1978	1988	Hawaii	32	15	1976	2014
Belmont	1	1	1976	1998	High Point	1	0	2005	2005
Binghamton	1	0	2013	2013	<b>Houston</b>	<b>5</b>	<b>1</b>	<b>1980</b>	<b>2015</b>
<b>Boise State</b>	<b>7</b>	<b>7</b>	<b>2007</b>	<b>2016</b>	Idaho	3	0	1984	1989
Bowling Green	0	1	2013	2013	Idaho State	1	0	1983	1983
Bradley	0	1	2010	2010	Illinois State	0	1	1988	1988
Butler	1	1	1993	2012	Immaculata	1	0	1977	1977
BYU	<b>12</b>	<b>29</b>	<b>1975</b>	<b>2014</b>	Indiana	0	1	1986	1986
BYU-Hawaii	1	0	1976	1976	Indiana State	1	0	1976	1976
California	5	6	1980	2012	Iona	1	0	2003	2003
Cal Poly Pomona	3	1	1978	1982	Iowa	1	0	2012	2012
Cal Poly	2	1	1981	2004	Iowa State	1	1	2004	2005
Cal State Fullerton	34	8	1976	2009	Jackson State	1	0	2006	2006
Cal State Northridge	2	1	1979	2009	Kansas	2	0	1976	1979
<b>Cal State San Marcos</b>	<b>1</b>	<b>0</b>	<b>2015</b>	<b>2015</b>	Kansas State	2	4	1977	2013
Cameron	3	0	1981	1983	Lamar	1	0	2006	2006
Canisius	1	0	2005	2005	Liberty	0	2	1999	2008
Centenary	1	0	2004	2004	<b>Long Beach State</b>	<b>15</b>	<b>23</b>	<b>1975</b>	<b>2015</b>
Central Connecticut State	2	0	2002	2005	Long Island	1	1	2002	2008
Charlotte	1	1	2001	2014	Louisiana State	4	5	1977	1992
Chattanooga	2	0	1992	1998	Louisiana Tech	2	8	1980	1997
Chico State	2	0	1976	1976	Loyola Marymount	<b>6</b>	<b>3</b>	<b>1993</b>	<b>2014</b>
Clemson	2	0	1993	2014	Maine	0	1	2013	2013
Colorado	5	0	1976	1989	Maryland	1	0	1979	1979
<b>Colorado State</b>	<b>16</b>	<b>25</b>	<b>1985</b>	<b>2016</b>	Massachusetts	0	1	1996	1996
Columbia	1	0	2011	2011	Michigan	0	2	2005	2007
Connecticut	0	1	1997	1997	Middle Tennessee	0	1	1997	1997
Creighton	3	2	1983	2014	Minnesota	1	2	1998	2005
Dayton	0	1	2013	2013	Mississippi	1	1	1983	1990
Delaware	1	0	1998	1998	Mississippi State	2	0	1987	2004
Delaware State	<b>1</b>	<b>0</b>	<b>2014</b>	<b>2014</b>	Missouri	<b>0</b>	<b>1</b>	<b>2014</b>	<b>2014</b>
Delta State	2	1	1977	1982	Montana	0	2	1994	2013
Denver	2	0	1999	2000	Montana State	2	0	1986	1988
DePaul	1	2	2006	2010	Navy	1	0	2000	2000
Dixie Junior College	1	0	1975	1975	Nebraska	5	1	1977	2011
<b>Drake</b>	<b>2</b>	<b>1</b>	<b>1978</b>	<b>2015</b>	Nebraska-Omaha	1	0	1983	1983
Eastern Oklahoma State	1	0	1978	1978	<b>Nevada, Reno</b>	<b>32</b>	<b>8</b>	<b>1975</b>	<b>2016</b>
Eastern Washington	3	1	1981	2009	<b>New Mexico</b>	<b>31</b>	<b>23</b>	<b>1975</b>	<b>2016</b>
Elon	1	0	2007	2007	New Mexico State	12	8	1979	1996

# ALL-TIME SERIES RECORDS

UNLV

OPPONENT	W	L	FIRST	LAST	OPPONENT	LAST		GM	GM
			GM	GM		W	L		
New Orleans	4	2	1980	2008	<b>Southern California</b>	<b>4</b>	<b>4</b>	<b>1975</b>	<b>2015</b>
North Carolina	0	4	1986	2011	Southern Illinois	1	0	1990	1990
North Dakota State	1	0	2012	2012	<b>Southern Utah</b>	<b>11</b>	<b>4</b>	<b>1976</b>	<b>2015</b>
Northeastern	2	0	2001	2012	Southwest Missouri State	0	1	1991	1991
Northern Arizona	14	2	1976	2010	Stanford	2	5	1983	1993
Northern Colorado	3	0	1976	2005	Stephen F. Austin	1	2	1987	2006
Northern Illinois	<b>1</b>	<b>0</b>	<b>1989</b>	<b>1989</b>	TCU	4	15	1997	2012
Northern Iowa	1	0	1986	1986	Temple Junior College	3	0	1977	1979
Northern Oklahoma JC	1	0	1979	1979	Tennessee	0	1	1980	1980
Northwest Missouri State	1	0	1979	1979	Tennessee-Martin	1	0	2002	2002
Northwestern	<b>1</b>	<b>3</b>	<b>2001</b>	<b>2014</b>	Tennessee Tech	3	2	1980	2006
Oakland	1	0	1980	1980	Texas	0	7	1977	2011
Ohio	1	0	2013	2013	Texas A&M	5	2	1977	2006
Ohio State	0	2	1985	1986	<b>Texas A&amp;M-Corpus Christi</b>	<b>4</b>	<b>0</b>	<b>2002</b>	<b>2015</b>
Oklahoma	1	1	1980	1981	Texas-Arlington	2	0	1994	2005
Oklahoma Baptist	1	0	1983	1983	Texas Southern	1	0	1977	1977
Oklahoma City	1	0	1933	1983	Texas Tech	1	3	1983	2009
Oklahoma State	3	2	1985	2009	Toledo	0	2	1994	1995
Old Dominion	0	1	2013	2013	Troy	1	0	2006	2006
Oral Roberts	1	0	1991	1991	Tulane	0	1	1992	1992
Oregon	0	2	1995	1996	Tulsa	1	1	1999	1999
Oregon State	<b>2</b>	<b>6</b>	<b>1982</b>	<b>2014</b>	UAB	1	0	1992	1992
Pacific	21	8	1985	2011	UCF	0	1	2005	2005
Pacific Christian	1	0	1982	1982	<b>UC Irvine</b>	<b>29</b>	<b>4</b>	<b>1982</b>	<b>2015</b>
Palomar College	1	0	1975	1975	UCLA	0	7	1975	2004
Penn State	1	0	1985	1985	UC Riverside	<b>3</b>	<b>2</b>	<b>1975</b>	<b>2013</b>
<b>Pepperdine</b>	5	2	1977	2015	UC Santa Barbara	28	8	1975	2012
Pittsburgh	1	0	1988	1988	U.S. International	1	0	1983	1983
Prairie View A&M	2	0	2001	2012	Utah	<b>14</b>	<b>31</b>	<b>1975</b>	<b>2014</b>
Rhode Island	1	0	1975	1975	<b>Utah State</b>	<b>18</b>	<b>3</b>	<b>1975</b>	<b>2016</b>
Rice	2	2	1995	2004	<b>UTEP</b>	<b>3</b>	<b>3</b>	<b>1980</b>	<b>2015</b>
Richmond	1	1	2003	2008	UTSA	4	2	1998	2013
SMU	5	4	1981	2011	Valparaiso	2	0	1992	2000
Sacramento State	4	0	2000	2010	Villanova	1	1	1990	1993
Saint Mary's	2	1	2003	2012	Virginia	0	1	1990	1990
Sam Houston State	2	1	1989	1996	Virginia Commonwealth	2	1	1991	2010
San Diego	10	0	1981	2011	Washington State	1	0	1983	1983
<b>San Diego State</b>	<b>26</b>	<b>26</b>	<b>1979</b>	<b>2016</b>	Wayland Baptist	0	1	1976	1976
San Francisco	2	5	1980	2014	Weber State	3	1	1976	2000
San Francisco State	4	0	1978	1981	Western Kentucky	3	1	1989	2004
<b>San Jose State</b>	<b>29</b>	<b>5</b>	<b>1978</b>	<b>2016</b>	Western State	1	0	1982	1982
Santa Clara	1	1	2013	2014	West Texas State	2	0	1983	1985
Seattle	1	0	1980	1980	Wisconsin	0	1	2007	2007
Simon Fraser	1	0	1982	1982	William Penn	1	0	1978	1978
Skagit Valley CC	2	0	1976	1976	<b>Wyoming</b>	<b>22</b>	<b>21</b>	<b>1980</b>	<b>2016</b>
South Alabama	1	1	1988	1989	Youngstown State	2	1	1988	1997
South Carolina	2	1	2005	1988	<b>TOTALS</b>	<b>741</b>	<b>484</b>	<b>42 YEARS (.605)</b>	
South Dakota State	0	1	2014	2014	* - Bold indicates 2015-16 opponent				
South Florida	1	2	1997	2011					
Southeast Missouri State	1	0	2000	2000					

MEET THE TEAM



# RECORD VS ALL CONFERENCES

@UNLV LADY REBELS

#StormTheCourt

#unlvwbb

<b>America East</b> <b>2-1</b>	<b>Big 12</b> <b>18-33</b>	<b>Missouri Valley</b> <b>5-2</b>	<b>Southern</b> <b>2-0</b>
Albany 1-0	Baylor 4-0	Bradley 0-1	Chattanooga 2-0
Binghamton 1-0	Iowa State 1-1	Drake 2-0	
Maine 0-1	Kansas 2-0	Illinois State 0-1	<b>Southland</b> <b>8-5</b>
	Kansas State 2-4	Indiana State 1-0	Lamar 1-0
<b>American Athletic Conference 11-11</b>	Oklahoma 1-1	Northern Iowa 1-0	New Orleans 4-2
Connecticut 0-1	Oklahoma State 3-2	Southern Illinois 1-0	Sam Houston State 2-1
Houston 4-1	Texas 0-7		Stephen F. Austin 1-2
SMU 5-4	TCU 4-15	<b>Mountain West</b> <b>225-130</b>	
Tulane 0-1	Texas Tech 1-3	Air Force 33-5	<b>Southwestern Athletic</b> <b>7-0</b>
Tulsa 1-1		Boise State 5-6	Alabama A&M 1-0
UCF 0-1	<b>Big West</b> <b>146-61</b>	Colorado State 16-25	Alabama State 1-0
USF 1-2	Cal Poly 2-1	Fresno State 16-12	Grambling State 1-0
	Cal State Fullerton 34-8	Nevada, Reno 31-7	Jackson State 1-0
<b>Atlantic Coast</b> <b>3-5</b>	Cal State Northridge 2-1	New Mexico 30-22	Prairie View A&M 2-0
Clemson 2-0	Hawaii 33-14	San Diego State 24-27	Texas Southern 1-0
North Carolina 0-4	Long Beach State 15-22	San Jose State 28-4	
Pittsburgh 1-0	UC Irvine 28-4	Utah State 17-3	<b>Summit</b> <b>7-1</b>
Virginia 0-1	UC Riverside 3-2	Wyoming 21-20	Centenary 1-0
	UC Santa Barbara 28-8		Denver 2-0
<b>Atlantic 10</b> <b>7-6</b>		<b>Northeast</b> <b>3-1</b>	North Dakota State 1-0
Dayton 0-1	<b>Colonial</b> <b>4-0</b>	Central Connecticut State 2-0	Oral Roberts 1-0
Fordham 0-1	Delaware 1-0	Long Island 1-1	South Dakota State 0-1
George Washington 3-1	Elon 1-0		Valpariso 2-0
Massachusetts 0-1	Northeastern 2-0	<b>Ohio Valley</b> <b>8-1</b>	
Rhode Island 1-0		Austin Peay 1-0	<b>Sun Belt</b> <b>7-2</b>
Richmond 1-1	<b>Conference USA</b> <b>17-18</b>	Belmont 1-1	Arkansas State 1-2
Virginia Commonwealth 2-1	Charlotte 1-1	Centenary 1-0	Georgia State 2-0
	Florida International 1-0	Southeast Missouri State 1-0	South Alabama 1-1
<b>Big East</b> <b>6-7</b>	Louisiana Tech 2-8	Tennessee-Martin 1-0	Troy 1-0
Butler 1-1	Middle Tennessee 0-1	Tennessee Tech 3-0	UT-Arlington 2-0
Creighton 3-2	Old Dominion 0-1		
DePaul 1-2	Rice 2-2	<b>Pacific 12</b> <b>43-68</b>	<b>West Coast</b> <b>58-50</b>
Georgetown 0-1	UAB 1-0	Arizona 3-5	BYU 12-29
Villanova 1-1	UTEP 3-2	Arizona State 7-3	Loyola Marymount 6-4
	UTSA 4-2	California 5-6	Pacific 21-8
<b>Big Sky</b> <b>40-10</b>	Western Kentucky 3-1	Colorado 5-0	Pepperdine 4-2
Eastern Washington 3-1		Oregon 0-2	Saint Mary's 2-1
Idaho 3-0	<b>Horizon</b> <b>6-1</b>	Oregon State 2-6	San Diego 10-0
Idaho State 1-0	Detroit 3-0	Southern Cal 4-3	San Francisco 2-5
Montana 0-2	Oakland 1-0	Stanford 2-5	Santa Clara 1-1
Montana State 2-0	Youngstown State 2-1	UCLA 0-7	
Northern Arizona 14-2		Utah 14-31	<b>Western Athletic</b> <b>14-10</b>
Sacramento State 4-0	<b>Ivy</b> <b>1-0</b>	Washington State 1-0	CSU Bakersfield 2-2
Southern Utah 10-4	Columbia 1-0		New Mexico State 12-8
Weber State 3-1		<b>Patriot</b> <b>1-0</b>	
	<b>Metro Atlantic</b> <b>4-0</b>	Navy 1-0	<b>Independent</b> <b>3-0</b>
<b>Big South</b> <b>1-2</b>	Canisius 1-0		Texas A&M Corpus Christi 3-0
High Point 1-0	Fairfield 2-0	<b>Southeastern</b> <b>13-14</b>	
Liberty 0-2	Iona 1-0	Alabama 1-0	
		Arkansas 1-2	
<b>Big Ten</b> <b>8-13</b>	<b>Mid American</b> <b>2-3</b>	Auburn 1-0	
Indiana 0-1	Bowling Green 0-1	Florida 1-0	
Iowa 1-0	Northern Illinois 1-0	Georgia 0-3	
Michigan 0-2	Ohio 1-0	LSU 4-5	
Minnesota 1-2	Toledo 0-2	Mississippi 1-1	
Nebraska 4-2		Mississippi State 2-0	
Northwestern 1-3	<b>Mid-Eastern</b> <b>2-1</b>	Missouri 0-1	
Ohio State 0-2	Delaware State 1-0	South Carolina 2-1	
Penn State 1-0	Florida A&M 1-1	Tennessee 0-1	
Wisconsin 0-1		Texas A&M 5-2	

# ALL-TIME COACHING RECORDS



## YEAR-BY-YEAR COACHING RECORDS

YEARS	COACH	Conference				Overall			POSTSEASON
		W	L	PCT%	PLACE	W	L	PCT%	
1974-75	Barbara Quinn	--	--	--	--	8	7	.533	--
1975-76	Dan Ayala	--	--	--	--	26	5	.844	AIAW Regionals, WNIT
1976-77	Dan Ayala	--	--	--	--	14	4	.777	--
1977-78	Dan Ayala	--	--	--	--	23	2	.920	AIAW Regionals
1978-79	Dan Ayala	--	--	--	--	24	4	.857	AIAW Regionals
1979-80	Dan Ayala	--	--	--	--	22	8	.733	AIAW Regionals
1980-81	Sheila Strike	--	--	--	--	12	12	.500	--
1981-82	Sheila Strike	--	--	--	--	13	16	.448	--
1982-83	Sheila Strike/Jim Bolla	--	--	--	--	24	4	.857	--
1983-84	Sheila Strike/Jim Bolla	4	0	1.000	1st	24	7	.774	NCAA 1st Round
1984-85	Sheila Strike/Jim Bolla	8	0	1.000	1st	26	5	.839	NCAA 1st Round
1985-86	Sheila Strike/Jim Bolla	11	3	.786	2nd	22	9	.709	NCAA 1st Round
1986-87	Sheila Strike/Jim Bolla	13	5	.722	T-2nd	21	9	.700	--
1987-88	Sheila Strike/Jim Bolla	14	4	.778	2nd	25	9	.735	WNIT
1988-89	Jim Bolla	13	5	.722	T-2nd	27	7	.794	NCAA Sweet 16
1989-90	Jim Bolla	17	1	.944	1st	28	3	.903	NCAA 1st Round
1990-91	Jim Bolla	15	3	.833	T-1st	25	7	.781	NCAA 2nd Round
1991-92	Jim Bolla	13	5	.722	T-2nd	16	10	.615	--
1992-93	Jim Bolla	15	3	.833	2nd	24	7	.774	WNIT
1993-94	Jim Bolla	14	4	.778	T-2nd	23	7	.767	NCAA 1st Round
1994-95	Jim Bolla	10	8	.556	T-5th	11	15	.423	--
1995-96	Jim Bolla	3	15	.167	T-9th	4	21	.190	--
1996-97	LaDonna McClain	2	14	.125	7th (Pacific)	4	23	.148	--
1997-98	LaDonna McClain	2	6	.333		3	17	.150	--
1998	Steve Corrado	1	5	.167		1	6	.143	--
1997-98	Total coaching records	3	11	.214	7th (Mountain)	4	23	.148	--
1998-99	Regina Miller	7	7	.500	T-4th (Mount.)	17	11	.607	--
1999-00	Regina Miller	8	6	.571	5th	17	12	.586	--
2000-01	Regina Miller	8	6	.571	T-3rd	19	10	.655	WNIT 2nd Round
2001-02	Regina Miller	9	5	.643	4th	23	8	.742	NCAA 1st Round
2002-03	Regina Miller	8	6	.571	T-3rd	17	12	.586	WNIT 1st Round
2003-04	Regina Miller	10	4	.714	3rd	26	8	.765	WNIT Finals
2004-05	Regina Miller	6	8	.429	T-5th	16	15	.516	WNIT 1st Round
2005-06	Regina Miller	9	7	.563	6th	18	12	.600	WNIT 1st Round
2006-07	Regina Miller	8	8	.500	6th	14	15	.483	--
2007-08	Regina Miller	4	12	.250	T-7th	8	22	.267	--
2008-09	Kathy Olivier	5	11	.313	7th	14	18	.438	--
2009-10	Kathy Olivier	6	10	.375	7th	13	18	.419	--
2010-11	Kathy Olivier	4	12	.375	8th	11	20	.355	--
2011-12	Kathy Olivier	10	4	.714	2nd	22	10	.688	WNIT 1st Round
2012-13	Kathy Olivier	8	8	.500	T-4th	12	19	.387	--
2013-14	Kathy Olivier	9	9	.500	T-6th	13	19	.406	--
2014-15	Kathy Olivier	10	8	.556		13	17	.433	--
2015-16	Kathy Olivier	9	9	.500	T-5th	18	14	.563	--
<b>TOTALS</b>	<b>42 Years</b>	<b>293</b>	<b>221</b>	<b>.570</b>		<b>741</b>	<b>484</b>	<b>.605</b>	

## COMPOSITE COACHING RECORDS

COACH	YEARS	Conference			Overall			
		W	L	PCT%	W	L	PCT%	
Barbara Quinn	1974-75	1 season	--	--	--	8	7	.533
Dan Ayala	1975-80	5 seasons	--	--	--	109	23	.827
Sheila Strike-Bolla*	1980-88	8 seasons	50	12	.806	167	71	.702
Jim Bolla*	1982-96	14 seasons	100	56	.641	300	120	.714
LaDonna McClain	1996-98	2 seasons	4	20	.167	7	40	.149
Steve Corrado	1998	1 season	1	5	.167	1	6	.143
Regina Miller	1998-2008	10 seasons	77	69	.527	175	125	.583
Kathy Olivier	2009-	8 seasons	61	71	.462	116	135	.462

\*Sheila Strike-Bolla and Jim Bolla were co-head coaches from 1982-1988.

Team records from those years are included in both totals.

MEET THE TEAM



# CONFERENCE RECORDS

## BIG WEST CONFERENCE

1983-84	Conference			Overall		
	W	L	Pct	W	L	Pct
UNLV	4	0	1.000	24	7	.774
UC Irvine	2	2	.500	20	9	.690
UC Santa Barbara	0	4	.000	3	25	.107

1984-85	Conference			Overall		
	W	L	Pct	W	L	Pct
UNLV	8	0	1.000	26	5	.839
UC Irvine	6	2	.750	21	7	.750
UC Santa Barbara	3	5	.375	12	16	.428
Hawaii	2	6	.250	20	12	.625
Pacific	1	7	.125	7	20	.259

1985-86	Conference			Overall		
	W	L	Pct	W	L	Pct
Long Beach State	14	0	1.000	29	5	.853
UNLV	11	3	.786	22	9	.710
Cal State Fullerton	8	6	.571	11	18	.379
UC Irvine	6	8	.429	14	14	.500
San Diego State	6	8	.429	14	17	.452
Hawaii	5	9	.357	12	16	.429
Pacific	5	9	.357	11	17	.393
UC Santa Barbara	1	13	.071	6	22	.214

1986-87	Conference			Overall		
	W	L	Pct	W	L	Pct
Long Beach State	17	1	.944	33	3	.917
Hawaii	13	5	.722	21	7	.750
UNLV	13	5	.722	21	9	.700
Fresno State	12	6	.667	22	8	.733
UC Irvine	10	8	.556	14	15	.483
San Diego State	9	9	.500	13	16	.448
Cal State Fullerton	9	9	.500	12	16	.429
Pacific	5	13	.278	12	16	.429
UC Santa Barbara	1	17	.056	4	22	.154
San Jose State	1	17	.056	3	23	.115

1987-88	Conference			Overall		
	W	L	Pct	W	L	Pct
Long Beach State	18	0	1.000	28	6	.824
UNLV	14	4	.778	25	9	.735
Cal State Fullerton	12	6	.667	18	11	.621
San Diego State	11	7	.611	21	10	.677
Fresno State	11	7	.611	16	12	.571
UC Irvine	9	9	.500	11	16	.407
Hawaii	8	10	.444	14	14	.500
Pacific	4	14	.222	9	19	.321
UC Santa Barbara	3	15	.167	10	16	.384
San Jose State	0	18	.000	1	26	.037

1988-89	Conference			Overall		
	W	L	Pct	W	L	Pct
Long Beach State	18	0	1.000	30	5	.857
UNLV	13	5	.722	27	7	.794
Hawaii	13	5	.722	20	10	.667
San Diego State	12	6	.667	25	9	.735
Cal State Fullerton	12	6	.667	21	9	.700
Fresno State	9	9	.500	18	12	.600
UC Santa Barbara	4	14	.222	9	19	.321
UC Irvine	4	14	.222	9	20	.310
Pacific	4	14	.222	6	22	.214
San Jose State	1	17	.056	4	23	.148

1989-90	Conference			Overall		
	W	L	Pct	W	L	Pct

UNLV	17 1 .944			28 3 .903		
	W	L	Pct	W	L	Pct
Hawaii	16	2	.889	26	4	.867
Long Beach State	14	4	.778	25	9	.735
Fresno State	11	7	.611	21	12	.636
Cal State Fullerton	9	9	.500	14	14	.500
UC Santa Barbara	8	10	.444	13	15	.464
Pacific	7	11	.389	15	15	.500
San Diego State	6	12	.333	7	23	.233
San Jose State	2	16	.111	5	24	.172
UC Irvine	0	18	.000	1	27	.036

1990-91	Conference			Overall		
	W	L	Pct	W	L	Pct
UNLV	15	3	.833	25	7	.781
Long Beach State	15	3	.833	24	8	.750
Cal State Fullerton	14	4	.778	25	8	.758
UC Santa Barbara	10	8	.556	17	12	.586
Pacific	10	8	.556	15	13	.536
Fresno State	9	9	.500	16	13	.552
New Mexico State	8	10	.444	14	17	.452
Hawaii	6	12	.333	12	15	.444
UC Irvine	3	15	.167	5	22	.185
San Jose State	0	18	.000	2	25	.074

1991-92	Conference			Overall		
	W	L	Pct	W	L	Pct
UC Santa Barbara	16	2	.889	27	5	.844
Hawaii	13	5	.722	25	7	.781
Long Beach State	13	5	.722	21	10	.677
UNLV	13	5	.722	16	10	.615
Pacific	11	7	.611	13	15	.464
New Mexico State	9	9	.500	16	15	.516
Fresno State	7	11	.389	13	15	.464
Cal State Fullerton	6	12	.333	11	17	.393
UC Irvine	1	17	.056	5	22	.185
San Jose State	1	17	.056	2	25	.074

1992-93	Conference			Overall		
	W	L	Pct	W	L	Pct
Hawaii	17	1	.944	28	4	.875
UNLV	15	3	.833	24	7	.774
UC Santa Barbara	13	5	.722	19	12	.613
Pacific	12	6	.667	19	8	.704
New Mexico State	11	7	.611	17	11	.607
Long Beach State	8	10	.444	9	17	.346
Cal State Fullerton	5	13	.278	8	19	.296
San Jose State	4	14	.222	5	21	.192
Nevada	4	14	.222	4	22	.154
UC Irvine	1	17	.056	2	24	.077

1993-94	Conference			Overall		
	W	L	Pct	W	L	Pct
Hawaii	16	2	.889	25	5	.833
UNLV	14	4	.778	23	7	.767
New Mexico State	14	4	.778	24	8	.750
UC Santa Barbara	11	7	.611	14	13	.519
Pacific	10	8	.556	16	12	.571
San Jose State	9	9	.500	14	13	.519
Long Beach State	9	9	.500	11	17	.393
Cal State Fullerton	4	14	.222	5	22	.185
UC Irvine	3	15	.167	5	23	.179
Nevada	0	18	.000	3	24	.111

1994-95	Conference			Overall		
	W	L	Pct	W	L	Pct
New Mexico State	14	4	.778	20	9	.690
UC Santa Barbara	13	5	.722	17	9	.654
UC Irvine	12	6	.667	19	11	.633
Pacific	11	7	.611	20	15	.571
UNLV	10	8	.556	11	15	.423
Long Beach State	10	8	.556	13	14	.481
Cal State Fullerton	8	10	.444	14	15	.481
Nevada	6	12	.333	10	18	.357
Hawaii	4	14	.222	6	20	.231
San Jose State	2	16	.111	4	24	.143

1995-96	Conference			Overall		
	W	L	Pct	W	L	Pct
UC Santa Barbara	17	1	.944	24	7	.774
Hawaii	15	3	.833	23	6	.793
New Mexico State	14	4	.778	20	10	.667
Pacific	11	7	.611	18	12	.600
Long Beach State	10	8	.556	15	13	.536
UC Irvine	7	11	.389	12	16	.429
Nevada	6	12	.333	9	17	.346
Cal State Fullerton	4	14	.222	7	20	.259
San Jose State	3	15	.167	8	19	.296
UNLV	3	15	.167	4	21	.160

## WESTERN ATHLETIC CONFERENCE

1996-97	Conference			Overall		
	W	L	Pct	W	L	Pct
PACIFIC DIV.						
San Diego State	15	1	.938	23	7	.767
Colorado State	12	4	.750	21	7	.750
Hawaii	12	4	.750	21	8	.724
Wyoming	9	7	.563	17	11	.607
Fresno State	7	9	.438	14	13	.519
San Jose State	5	11	.313	10	18	.357
UNLV	2	14	.125	4	23	.148
Air Force	1	15	.063	4	22	.154

MOUNTAIN DIV.	Conference			Overall		
	W	L	Pct	W	L	Pct
Utah	15	1	.938	25	6	.806
SMU	11	5	.688	19	11	.633
Rice	11	5	.688	16	11	.593
New Mexico	8	8	.500	18	10	.643
Brigham Young	7	9	.438	11	18	.379
TCU	7	9	.438	3	14	.481
UTEP	5	11	.313	13	12	.520
Tulsa	1	15	.063	5	21	.192

1997-98	Conference			Overall		
	W	L	Pct	W	L	Pct
PACIFIC DIV.						
Hawaii	13	1	.929	24	4	.857
Rice	11	3	.786	21	9	.700
SMU	11	3	.786	21	8	.724
Fresno State	6	8	.429	12	16	.429
Tulsa	5	9	.357	9	18	.333
TCU	4	10	.286	13	15	.464
San Diego State	4	10	.286	10	15	.400
San Jose State	2	12	.143	6	21	.222

MOUNTAIN DIV.	Conference			Overall		
	W	L	Pct	W	L	Pct
Utah	11	3	.786	21	6	.778
Colorado State	11	3	.786	24	6	.800
UTEP	10	4	.714	16	11	.593
New Mexico	10	4	.714	26	7	.788
Brigham Young	6	8	.429	15	14	.517
Wyoming	5	9	.357	10	17	.370
UNLV	3	11	.214	4	23	.148
Air Force	0	14	.000	5	21	.192

1998-99	Conference			Overall		
	W	L	Pct	W	L	Pct
PACIFIC DIV.						



# CONFERENCE RECORDS



MOUNTAIN DIV.	Conference			Overall		
	W	L	Pct	W	L	Pct
Colorado State	14	0	1.000	33	3	.917
SMU	11	3	.786	20	11	.645
Rice	9	5	.643	20	12	.625
TCU	7	7	.500	16	12	.571
<b>UNLV</b>	<b>7</b>	<b>7</b>	<b>.500</b>	<b>17</b>	<b>11</b>	<b>.607</b>
Tulsa	5	9	.357	7	20	.259
Wyoming	3	11	.214	7	19	.269
Air Force	0	14	.000	5	21	.192

New Mexico	12	2	.857	26	5	.839
Utah	12	2	.857	26	8	.765
BYU	9	5	.643	19	11	.633
Wyoming	7	7	.500	16	12	.571
Colorado State	6	8	.429	15	13	.536
<b>UNLV</b>	<b>6</b>	<b>8</b>	<b>.429</b>	<b>16</b>	<b>15</b>	<b>.516</b>
San Diego State	2	12	.143	8	20	.286
Air Force	2	12	.143	7	21	.250

Wyoming	12	4	.750	24	9	.xx
Utah	7	9	.438	18	17	.514
Colorado State	7	9	.438	14	16	.467
San Diego State	6	10	.375	12	17	.414
New Mexico	5	11	.313	13	18	.419
<b>UNLV</b>	<b>4</b>	<b>12</b>	<b>.250</b>	<b>11</b>	<b>20</b>	<b>.355</b>
Air Force	3	13	.188	9	22	.290

## MOUNTAIN WEST CONFERENCE

1999-2000	Conference			Overall		
	W	L	Pct	W	L	Pct
Utah	11	3	.786	23	8	.742
Brigham Young	10	4	.714	22	9	.710
Colorado State	9	5	.643	23	10	.697
New Mexico	9	5	.643	18	11	.621
<b>UNLV</b>	<b>8</b>	<b>6</b>	<b>.571</b>	<b>17</b>	<b>12</b>	<b>.586</b>
Wyoming	4	10	.286	10	18	.357
San Diego State	4	10	.286	9	19	.321
Air Force	1	13	.071	4	24	.143

2005-06	Conference			Overall		
	W	L	Pct	W	L	Pct
BYU	13	3	.813	26	6	.813
Utah	12	4	.750	27	7	.794
New Mexico	11	5	.688	22	10	.688
TCU	11	5	.688	19	12	.613
Wyoming	10	6	.625	21	9	.700
<b>UNLV</b>	<b>9</b>	<b>7</b>	<b>.563</b>	<b>18</b>	<b>12</b>	<b>.600</b>
Air Force	4	12	.250	13	15	.464
Colorado State	2	14	.125	9	20	.310
San Diego State	0	16	.000	3	24	.111

2011-12	Conference			Overall		
	W	L	Pct	W	L	Pct
San Diego State	12	2	.857	25	7	.781
<b>UNLV</b>	<b>10</b>	<b>4</b>	<b>.714</b>	<b>22</b>	<b>10</b>	<b>.688</b>
TCU	9	5	.643	16	14	.533
Colorado State	9	5	.643	13	17	.433
Wyoming	7	7	.500	12	17	.414
Boise State	5	9	.357	15	16	.484
New Mexico	3	11	.214	11	20	.355
Air Force	1	13	.071	6	24	.200

2000-01	Conference			Overall		
	W	L	Pct	W	L	Pct
Utah	14	0	1.000	28	4	.875
Colorado State	10	4	.714	25	7	.781
<b>UNLV</b>	<b>8</b>	<b>6</b>	<b>.571</b>	<b>19</b>	<b>10</b>	<b>.655</b>
New Mexico	8	6	.571	22	13	.629
BYU	8	6	.571	19	13	.594
San Diego State	5	9	.357	13	15	.464
Wyoming	3	11	.214	11	17	.393
Air Force	0	14	.000	3	25	.107

2006-07	Conference			Overall		
	W	L	Pct	W	L	Pct
BYU	12	4	.750	23	10	.697
Wyoming	11	5	.688	27	9	.750
New Mexico	11	5	.688	24	9	.727
TCU	11	5	.688	21	11	.656
Utah	10	6	.625	19	14	.576
<b>UNLV</b>	<b>8</b>	<b>8</b>	<b>.500</b>	<b>14</b>	<b>15</b>	<b>.483</b>
San Diego State	5	11	.313	12	16	.429
Colorado State	3	13	.188	8	21	.276
Air Force	1	15	.063	6	23	.207

2012-13	Conference			Overall		
	W	L	Pct	W	L	Pct
San Diego State	15	1	.938	27	7	.794
Fresno State	13	3	.813	24	9	.727
Wyoming	12	4	.750	24	8	.750
New Mexico	8	8	.500	17	14	.548
<b>UNLV</b>	<b>8</b>	<b>8</b>	<b>.500</b>	<b>12</b>	<b>19</b>	<b>.387</b>
Colorado State	7	9	.438	11	19	.367
Boise State	4	12	.250	11	19	.367
Air Force	3	13	.188	4	26	.133
Nevada, Reno	2	14	.125	8	23	.258

2001-02	Conference			Overall		
	W	L	Pct	W	L	Pct
Colorado State	12	2	.857	24	7	.774
BYU	10	4	.714	23	8	.742
New Mexico	10	4	.714	22	9	.710
<b>UNLV</b>	<b>9</b>	<b>5</b>	<b>.643</b>	<b>23</b>	<b>8</b>	<b>.742</b>
Utah	8	6	.571	15	12	.556
Wyoming	5	9	.357	13	15	.464
San Diego State	2	12	.143	10	18	.357
Air Force	0	14	.000	4	24	.143

2007-08	Conference			Overall		
	W	L	Pct	W	L	Pct
Utah	16	0	1.000	27	5	.844
TCU	13	3	.813	23	12	.657
Wyoming	12	4	.750	24	7	.774
New Mexico	9	7	.563	20	13	.606
San Diego State	7	9	.438	18	13	.581
BYU	7	9	.438	13	16	.448
Air Force	4	12	.250	10	19	.345
<b>UNLV</b>	<b>4</b>	<b>12</b>	<b>.250</b>	<b>8</b>	<b>22</b>	<b>.267</b>
Colorado State	0	16	.000	4	28	.125

2013-14	Conference			Overall		
	W	L	Pct	W	L	Pct
Colorado State	15	3	.833	25	8	.758
Fresno State	13	5	.722	22	11	.667
Nevada, Reno	12	6	.677	18	13	.581
Boise State	12	6	.677	18	14	.563
Wyoming	10	8	.556	20	11	.645
San Diego State	9	9	.500	13	17	.433
<b>UNLV</b>	<b>9</b>	<b>9</b>	<b>.500</b>	<b>13</b>	<b>19</b>	<b>.406</b>
Utah State	8	10	.444	15	16	.484
New Mexico	6	12	.333	11	19	.367
San Jose State	5	13	.278	11	19	.367
Air Force	0	18	.000	1	28	.034

2002-03	Conference			Overall		
	W	L	Pct	W	L	Pct
Utah	12	2	.857	24	7	.774
New Mexico	9	5	.643	24	9	.727
Colorado State	8	6	.571	21	13	.618
BYU	8	6	.571	19	12	.613
<b>UNLV</b>	<b>8</b>	<b>6</b>	<b>.571</b>	<b>17</b>	<b>12</b>	<b>.586</b>
Wyoming	7	7	.500	18	12	.600
San Diego State	3	11	.214	9	18	.333
Air Force	1	13	.071	7	21	.250

2008-09	Conference			Overall		
	W	L	Pct	W	L	Pct
San Diego State	13	3	.813	24	8	.750
Utah	13	3	.813	23	10	.697
TCU	12	4	.750	20	11	.645
New Mexico	9	7	.563	25	11	.694
BYU	8	8	.500	18	11	.621
Wyoming	8	8	.500	16	14	.533
<b>UNLV</b>	<b>5</b>	<b>11</b>	<b>.313</b>	<b>14</b>	<b>18</b>	<b>.438</b>
Colorado State	4	12	.250	10	21	.323
Air Force	0	16	.000	4	26	.133

2014-15	Conference			Overall		
	W	L	Pct	W	L	Pct
Colorado State	15	3	.833	23	8	.742
New Mexico	14	5	.778	21	13	.618
Fresno State	13	5	.722	23	10	.697
Boise State	11	7	.611	22	11	.667
Wyoming	10	8	.556	16	14	.533
<b>UNLV</b>	<b>10</b>	<b>8</b>	<b>.556</b>	<b>13</b>	<b>17</b>	<b>.433</b>
San Diego State	8	10	.444	<b>12</b>	<b>19</b>	<b>.387</b>
San Jose State	7	11	.389	15	17	.469
Nevada	5	13	.278	9	21	.300
Utah State	5	13	.278	8	23	.258
Air Force	1	17	.056	2	28	.067

2003-04	Conference			Overall		
	W	L	Pct	W	L	Pct
Utah	12	2	.857	24	7	.774
New Mexico	12	2	.857	23	8	.742
<b>UNLV</b>	<b>10</b>	<b>4</b>	<b>.714</b>	<b>26</b>	<b>8</b>	<b>.765</b>
Colorado State	8	6	.571	17	12	.586
Wyoming	6	8	.429	11	18	.379
BYU	5	9	.357	15	14	.517
San Diego State	3	11	.214	8	20	.286
Air Force	0	14	.000	3	25	.107

2009-10	Conference			Overall		
	W	L	Pct	W	L	Pct
TCU	12	4	.750	22	9	.710
BYU	11	5	.688	23	10	.697
San Diego State	10	6	.625	23	11	.676
Utah	10	6	.625	23	12	.657
Wyoming	9	7	.563	21	12	.636
New Mexico	9	7	.563	19	13	.594
<b>UNLV</b>	<b>6</b>	<b>10</b>	<b>.375</b>	<b>13</b>	<b>18</b>	<b>.419</b>
Colorado State	5	11	.313	13	17	.433
Air Force	0	16	.000	3	27	.100

2015-16	Conference			Overall		
	W	L	Pct	W	L	Pct
Colorado State	18	0	1.000	31	2	.93



# COX PAVILION RECORDS

## COX PAVILION GAME RECORDS

### INDIVIDUAL - UNLV

Points.....	40, Constance Jinks vs. Air Force (3/1/03)
Field Goals.....	16, Constance Jinks vs. Air Force (3/1/03)
Field Goals Att.....	26, Constance Jinks vs. Arizona (12/22/03)
Free Throws.....	14, RanDee Henry vs. Northern Ariz. (1/11/04)
Free Throws Att....	19, Shamela Hampton vs. E. Washington (11/28/08)
3-point Field Goals...	6, Brittany Halberg vs. Sacramento St. (11/14/08)
.....	Sheena Moore vs. Iowa St. (12/19/04)
.....	InFini Robinson vs. SDSU (1/17/04)
3-point Field Goals Att.....	14, Latosha Pace vs. Iowa St. (12/19/04)
Rebounds.....	21, Sherry McCracklin vs. South Florida (12/21/03)
Assists.....	13, Rmanii Haynes vs. Arizona (11/13/12)
Steals.....	9, Constance Jinks vs. Tennessee Tech (11/25/01)
Blocks.....	5, four times
Turnovers.....	9, Sheena Moore, twice

### INDIVIDUAL - OPPONENT

Points.....	35, Jene Morris, San Diego State (1/26/08)
Field Goals.....	14, Melissa Dennett, Colorado State (1/22/04)
Field Goals Att.....	29, Tan White, Mississippi State (12/28/03)
Free Throws.....	14, Anne O'Neil (Iowa St. vs. Eastern Ky) (12/18/04)
Free Throws Att.....	16, Anne O'Neil
.....	(Iowa St. vs. Eastern Ky) (12/18/04)
3-point Field Goals.....	8, Rebecca Woodberry, San Jose State (3/06/15)
3-point Field Goals Att.....	17, Kim Mestdagh, Colorado State (1/20/10)
Rebounds ...	19, Khadijan Whittington (NC State v. Ark. St.) (12/18/05)
Assists.....	13, Leilani Mitchell, Utah (2/6/08)
Steals.....	10, Adrienne Ross, TCU (2/3/07)
Blocks.....	9, two players
Turnovers.....	11, Polly Dong, San Diego (11/29/03)

### TEAM - UNLV

Points.....	97, vs. San Jose State (3/06/15)
Field Goals.....	38, vs. Central Connecticut State (12/30/04)
Field Goals Att.....	79, vs. Loyola Marymount (11/17/14)
Free Throws.....	31, vs. Colorado State (1/22/04)
Free Throws Att.....	45, twice
3-point Field Goals.....	12, vs. Colorado State (1/20/13)
3-point Field Goals Att.....	34, vs. Iowa State (12/19/04)
Rebounds.....	62, vs. Air Force (2/14/15)
Assists.....	28, vs. Tennessee Tech (11/25/01)
Steals.....	22, vs. Air Force (3/1/14)
Blocks.....	10, vs. San Jose State (11/19/11)
Turnovers.....	33, vs. Arizona State (3/18/04)

### TEAM - OPPONENT

Points.....	101, Arizona (12/22/02)
Field Goals.....	39, Arizona (12/22/02)
Field Goals Att.....	77, Eastern Washington (11/28/08)
Free Throws.....	26, Iowa State (12/19/04)
Free Throws Att.....	37, Nevada, Reno (3/7/14)
3-point Field Goals.....	19, San Jose State (3/06/15)
3-point Field Goals Att.....	38, Fresno State (1/2/09)
Rebounds.....	56, Arizona (12/22/02)
Assists.....	24, three times
Steals.....	18, Kansas State (12/21/12)
Blocks.....	14, BYU (2/5/11), San Diego State (1/11/11)
Turnovers.....	35, Bradley (11/29/09)



*The Lady Rebels saw a Cox Pavilion record crowd of 1,690 watch UNLV almost pull off an upset over No. 18 BYU in a 55-51 loss on Feb. 11, 2006.*

## LADY REBEL ALL-TIME ATTENDED HOME GAMES

- 4,713 vs. New Mexico on Jan. 26, 2002 (TMC)
- 4,626 vs. Air Force on Jan. 24, 2002 (TMC)
- 3,754 vs. San Diego State on Mar. 15, 1985; NCAA First Round (TMC)
- 3,010 vs. Wyoming on Feb. 16, 2002 (TMC)
- 2,500 vs. Long Beach State on Feb. 10, 1990 (South Gym)
- 2,488 vs. Brigham Young on Feb. 28, 2002 (TMC)
- 2,379 vs. San Diego State on Jan. 12, 2002 (TMC)
- 2,213 vs. Utah on March 2, 2002 (TMC)
- 2,200 vs. UC Santa Barbara on Feb. 17, 1990 (South Gym)
- 2,148 vs. Wyoming on Feb. 3, 2001 (TMC)
- 2,000 vs. Fresno State on Jan. 25, 1990 (TMC)
- 1,946 vs. Colorado State on Feb. 14, 2002 (TMC)
- 1,833 vs. Utah on Feb. 8, 2004 (TMC)
- 1,703 vs. Wyoming on Jan. 9, 2016 (Cox Pavilion)
- 1,690 vs. BYU on Feb. 11, 2006 (Cox Pavilion)

## LADY REBEL ALL-TIME ATTENDED GAMES

- 18,018 at New Mexico on Jan. 31, 2004 (Albuquerque, N.M.)
- 18,018 at New Mexico on Feb. 1, 2003 (Albuquerque, N.M.)
- 17,215 at New Mexico on Jan. 6, 2002 (Albuquerque, N.M.)
- 17,057 at New Mexico on Jan. 28, 2006 (Albuquerque, M.M.)
- 16,084 at New Mexico on Feb. 26, 2005 (Albuquerque, N.M.)
- 14,347 vs. Brigham Young on March 9, 2002 (Las Vegas, Nev.)
- 13,849 at New Mexico on Jan. 27, 2007 (Albuquerque, N.M.)
- 11,942 at New Mexico on Feb. 2, 2008 (Albuquerque, N.M.)
- 11,199 at Colorado on March 18, 1989 in NCAA Second Round (Boulder, Colo.)
- 11,045 at New Mexico on Jan. 22, 2000 (Albuquerque, N.M.)

@UNLVADYREBELS

#StormTheCourt

#unlvwbb



*The Lady Rebels set an all-time home attendance record on Jan. 26, 2002, against New Mexico with an announced crowd of 4,713 at the TMC.*

Construction of **The Thomas & Mack Center**, a 18,500-seat facility, was put into motion by two prominent Nevada Bankers, E. Parry Thomas and Jerome Mack, who set up the original land foundation and donated the first one-half million dollars for the initial architectural renderings and feasibility studies for the building that now bears their names.

On Nov. 21, 1983, both the men and women hosted exhibition games to kick-off UNLV basketball at the brand new complex on the corner of Tropicana and Paradise roads. Initially the building's construction plans centered around one type of event – college basketball. However, over its 30-year history, this one-dimensional concept dramatically changed. Because of many physical alterations, the Center is capable of hosting just about any type of event imaginable.

In 1992, the T&M was the host for the NCAA Women's West Regional. The Center has also been home to an array of semi-professional teams including the Las Vegas Thunder of the International Hockey League for six seasons (1993-99), the Las Vegas Sting of the Arena Football League, the Las Vegas Dustdevils of the Continental Indoor Soccer League, the Las Vegas Bandits of the International Basketball League and the Arena Football League's Las Vegas Gladiators. The facility along with the adjacent Cox Pavilion served as host to the 2007 NBA All-Star Game and USA Basketball makes the TMC and Cox its summer home. The 2007 FIBA Americas Championship was held at the Thomas & Mack Center and the venue along with Cox Pavilion hosts the annual NBA Summer League. The arena also has hosted many championship boxing matches along with Mixed Martial Arts events.

In addition to numerous concerts, the National Finals Rodeo has found a home at the T&M. Also, family-style entertainment has grown at the Center. Disney on Ice, the Harlem Globetrotters, Muppet Babies and the Barnum and Bailey Circus have made appearances. The T&M also hosts industrial shows. The Thomas & Mack Center has served as the site of the postseason tournament for the Big West, Western Athletic and Mountain West conferences and has been the venue for the Lady Rebels' conference tournament for 15 of the last 19 years, as the MW Tournament made its return to Las Vegas beginning in 2007.

Offering a well-rounded program of events has made the Thomas & Mack Center one of the premier facilities in the West. Amusement Business Magazine consistently ranks the Runnin' Rebels home as the number one university venue in the country and in July of 2007, monthly trade publication Venues Today reported that the Thomas & Mack Center ranked No. 2 in the world in ticket sales from November to May. Only New York's Madison Square Garden outsold the TMC.

## THOMAS & MACK CENTER WOMEN'S GAME RECORDS

### INDIVIDUAL - UNLV

Points.....	37, Linda Fröhlich, twice
Field Goals.....	16, twice times
Field Goals Att.....	33, twice
Free Throws.....	13, Constance Jinks vs. Colorado State (3/8/02)
Free Throws Att.....	14, Constance Jinks vs. Colorado State (3/8/02)
3-pt Field Goals.....	6, Gwynn Hobbs vs. Nevada, Reno (1/16/93)
3-pt Field Goals Att.....	15, Kelli Thompson vs. New Mexico (2/23/11)
Rebounds.....	20, Pauline Jordan vs. Auburn (12/20/89)
Assists.....	12, Misty Thomas, vs. Long Beach State (2/15/86)
Steals.....	10, Karen Hall vs. UC Santa Barbara (3/5/88)
Blocks.....	7, Pauline Jordan vs. UC Irvine (12/15/88)
Turnovers.....	10, Constance Jinks vs. Colorado State (2/14/02)

### TEAM - UNLV

Points.....	108, vs. Long Beach State (3/9/94)
Field Goals.....	39, vs. Long Beach State (3/9/94)
Field Goals Att.....	79, vs. Southern Utah (11/12/10)
Free Throws.....	30, vs. SW Missouri State (12/19/91)
Free Throws Att.....	39, vs. Nevada, Reno (1/16/93)
3-point Field Goals.....	10, vs. TCU (3/11/09)
3-point Field Goals Att.....	25, vs. Texas (12/19/10)
Rebounds.....	62, twice
Assists.....	35, vs. Long Beach State (3/9/94)
Steals.....	22, vs. Wyoming (2/5/00)
Blocks.....	13, vs. UC Irvine (12/15/88)
Turnovers.....	30, twice

### INDIVIDUAL - OPPONENT

Points.....	44, Genia Miller, Cal State Fullerton (2/4/91)
Field Goals.....	16, Genia Miller, Cal State Fullerton (2/4/91)
Field Goals Att.....	28, Shelia Ethridge, Louisiana Tech (12/17/00)
Free Throws.....	14, twice
Free Throws Att.....	15, Jene Morris, San Diego State (3/13/09)
3-point Field Goals.....	8, twice
3-point Field Goals Att.....	15, Cornelia Gayden, LSU (12/21/91)
Rebounds.....	20, Porche Grant, South Florida (12/18/10)
Assists.....	15, Tine Freil, Pacific (2/20/93)
Steals.....	6, twice
Blocks.....	7, five times
Turnovers.....	11, Kristen Nicholson, UC Santa Barbara (2/22/86)

### TEAM - OPPONENT

Points.....	101, UC Santa Barbara (12/30/96)
Field Goals.....	35, Stanford (11/29/91)
Field Goals Att.....	82, Louisiana Tech (12/17/90)
.....	Wyoming vs. Colorado State (3/14/14)
Free Throws.....	38, UC Santa Barbara (12/30/86)
Free Throws Att.....	46, UC Santa Barbara (12/30/96)
3-point Field Goals.....	12, BYU vs. Wyoming (3/06/02)
3-point Field Goals Att.....	30, TCU (3/11/09)
Rebounds.....	56, Colorado State vs. Wyoming (3/14/14)
Assists.....	30, UC Santa Barbara (12/30/96)
Steals.....	18, New Orleans (1/3/99)
Blocks.....	14, twice
Turnovers.....	38, UC Santa Barbara (12/30/96)



# THANKSGIVING TOURNAMENT

## YEAR-BY-YEAR RESULTS

### NOVEMBER 27-28, 1999

Louisiana Tech 96, SE Missouri State 54  
 Weber State 75, UNLV 72 (OT)  
**Consolation:** UNLV 69, SE Missouri St. 58  
**Championship:** Louisiana Tech 84, Weber St. 47  
**Tournament MVP:** Tamicha Jackson (LT)

### NOVEMBER 24-25, 2000

Charlotte 71, St. John's 68  
 UNLV 74, Arkansas-Pine Bluff 57  
**Consolation:** St. John's 73, Arkansas-PB 63  
**Championship:** UNLV 60, Charlotte 55  
**Tournament MVP:** Constance Jinks (UNLV)

### NOVEMBER 24-25, 2001

Tennessee Tech 78, Seton Hall 63  
 UNLV 92, Sacramento State 34  
**Consolation:** Seton Hall 88, Sacramento St 46  
**Championship:** UNLV 88, Tennessee Tech 67  
**Co-Tournament MVP:** Linda Fröhlich (UNLV)  
**& Constance Jinks (UNLV)**

### NOV. 30-DEC. 1, 2002

UCLA 82, Northwestern State 74  
 UNLV 74, UTEP 61  
**Consolation:** UTEP 84, Northwestern St. 73  
**Championship:** UCLA 72, UNLV 64  
**Tournament MVP:** Michelle Greco (UCLA)

### NOVEMBER 29-30, 2003

Richmond 59, Georgia Southern 48  
 UNLV 78, San Diego 64  
**Consolation:** Georgia Sou. 44, San Diego 37  
**Championship:** UNLV 77, Richmond 67  
**Tournament MVP:** S. McCracklin (UNLV)

### NOVEMBER 27-28, 2004

North Carolina 63, Villanova 56  
 UNLV 79, Texas-Arlington 57  
**Consolation:** Villanova 59, UT-Arlington 53  
**Championship:** North Carolina 84, UNLV 76  
**Tournament MVP:** Ivory Latta (UNC)

### NOVEMBER 27-28, 2005

Tennessee Tech 82, Chattanooga 67  
 UNLV 72, Stephen F. Austin, 66  
**Consolation:** Chattanooga 78, SFA 69  
**Championship:** UNLV 65, Tenn. Tech 55  
**Tournament MVP:** Nikki Hitchens (UNLV)

### NOVEMBER 24-25, 2006

Wisconsin 56, Kansas State 53  
 UNLV 70, Elon 40  
**Consolation:** Kansas State 75, Elon 34  
**Championship:** Wisconsin 67, UNLV 51  
**Tournament MVP:** Jolene Anderson (UW)

### NOVEMBER 23-24, 2007

Montana 57, Oregon State 42  
 Richmond 68, UNLV 59  
**Consolation:** Oregon State 68, UNLV 65  
**Championship:** Montana 82, Richmond 79  
**Tournament MVP:** Mandy Morales (Montana)

### NOVEMBER 28-29, 2008

Georgia 85, Cal State Fullerton 64  
 Eastern Washington 70, UNLV 69 (OT)  
**Consolation:** UNLV 76, Cal State Fullerton 65  
**Championship:** Georgia 75, E. Washington 51  
**Tournament MVP:** Ashley Houts (Georgia)

### NOVEMBER 28-29, 2009

Washington State 80, Bradley 66  
 Boise State 74, UNLV 66  
**Consolation:** Bradley 83, UNLV 68  
**Championship:** Boise State 68, Washington St. 64  
**Tournament MVP:** Tasha Harris (Boise State)

### NOVEMBER 26-27, 2010

Rutgers 71, Pacific 39  
 Oregon State 57, UNLV 45  
**Consolation:** UNLV 56, Pacific 44  
**Championship:** Rutgers 65, Pacific 52  
**Tournament MVP:** April Sykes (Rutgers)

### NOVEMBER 26-27, 2011

Georgetown 64, Georgia 54  
 UNLV 61, Northeastern 58  
**Consolation:** Georgia 81, Northeastern 61  
**Championship:** Georgetown 64, UNLV 45  
**Tournament MVP:** Sugar Rodgers (Georgetown)

### NOVEMBER 24-25, 2012

Montana 69, UNLV 64 (OT)  
 Villanova 53, Bowling Green 42  
**Consolation:** Bowling Green 64, UNLV 54  
**Championship:** Villanova 74, Montana 49  
**Tournament MVP:** Laura Sweeney (Villanova)

### NOVEMBER 30-DECEMBER 1, 2013

Fordham 72, UNLV 63  
 Cincinnati 71, Charlotte 64  
**Consolation:** Charlotte 80, UNLV 75  
**Championship:** Fordham 56, Cincinnati 40  
**Tournament MVP:** Laura Sweeney (Villanova)

### NOVEMBER 29-30, 2014

UNLV 91, Delaware State 78  
 South Dakota State 55, NIU 42  
**Consolation:** NIU 79, Delaware State 59  
**Championship:** South Dakota State 65, UNLV 59  
**Tournament MVP:** Mariah Clarin (S. Dakota St.)

### NOVEMBER 28-29, 2015

UNLV 67, George Mason 59  
 Drake 91, Tulsa 80  
**Consolation:** George Mason 64, Tulsa 63  
**Championship:** Drake 76, UNLV 68  
**Tournament MVP:** Lizzy Wendell (Drake)

## TOURNAMENT RECORDS INDIVIDUAL

Points..... 37, Linda Fröhlich  
 UNLV vs. SE Missouri State (11/28/99)  
 Field Goals ..... 16, Sequoia Holmes  
 UNLV vs. Oregon State (11/24/07)  
 FG Attempts ..... 33, Linda Fröhlich  
 UNLV vs. Weber State (11/27/99)  
 3pt FGs.....6, twice  
 3pt FG Attempts ..... 14, Talisa Rhea  
 Oregon State vs. Montana (11/28/99)  
 Free Throws ..... 13, Shamela Hampton  
 UNLV vs. Eastern Washington (11/28/09)  
 FT Attempts ..... 19, Shamela Hampton  
 UNLV vs. Eastern Washington (11/28/09)  
 Rebounds..... 16, twice  
 Assists ..... 14, La'Terrica Dobin  
 Northwestern State vs. UTEP (12/1/02)  
 Blocks ..... 6, Katie Baker  
 ..... Montana vs. UNLV (11/24/12)  
 Steals ..... 5, eight times

## TOURNAMENT RECORDS TEAM

Points..... 96  
**Louisiana Tech** vs. SE Missouri St. (11/27/99)  
 Field Goals ..... 41  
**Louisiana Tech** vs. SE Missouri St. (11/27/99)  
 FG Attempts ..... 77  
**Eastern Washington** vs. UNLV (11/28/08)  
 FG Percentage ..... 58.8 (30-of-51)  
**Kansas State** vs. Elon (11/25/06)  
 3pt FGs..... 15  
**Villanova** vs. Montana (11/25/12)  
 3pt FG Attempts ..... 30  
**Cal State Fullerton** vs. Georgia (11/28/08)  
 3pt FG Percentage ..... 63.6% (7-of-11)  
**Tennessee Tech** vs. Chattanooga (11/25/05)  
 Free Throws ..... 26  
 ..... twice  
 FT Attempts ..... 45  
 ..... UNLV vs. San Diego (11/29/03)  
 FT Percentage ..... 88.9% (16-of-18)  
**Montana** vs. Richmond (11/24/07)  
 Rebounds..... 52  
 ..... twice  
 Assists ..... 28  
 ..... UNLV vs. Tennessee Tech (11/25/01)  
 Blocks ..... 9  
 ..... Montana vs. UNLV (11/24/12)  
 Steals ..... 22  
**Louisiana Tech** vs. SE Missouri St. (11/27/99)

@UNLVADYREBELS

#StormTheCourt

#unlvwb

## UNLV MW TOURNAMENT RECORDS (\* - MW Record)

### INDIVIDUAL - GAME

Points..... 36\*, Constance Jinks vs. CSU (3/8/02 - Semis)  
 Field Goals..... 11, twice  
 Field Goals Att..... 21, Shamela Hampton vs. SDSU (3/13/09 - Semis)  
 Free Throws..... 13, Constance Jinks vs. CSU (3/8/02 - Semis)  
 Free Throws Att..... 14, Constance Jinks vs. CSU (3/8/02 - Semis)  
 3-pt Field Goals..... 4, Sheena Moore vs. Utah (3/12/04 - Semis)  
 3-pt Field Goals Att..... 10, Danielle Miller vs. Boise St. (3/10/15 - 1st Round)  
 Rebounds..... 18\*, Jamie Smith vs. Wyoming (3/9/10 - 1st Round)  
 Assists..... 8, three times  
 Steals..... 5, five times  
 Blocks..... 4, Sherry McCracklin vs. Utah (3/10/06 - Semis)  
 Turnovers..... 6, four times

### TEAM - GAME

Points..... 84, vs. TCU (3/11/09 - Quarterfinals)  
 Field Goals..... 29, vs. TCU (3/11/09 - Quarterfinals)  
 Field Goals Att..... 70, vs. San Jose State (3/10/14 - 1st Round)  
 Free Throws..... 22 - twice  
 Free Throws Att..... 32, vs. San Jose State (3/10/14 - 1st Round)  
 3-point Field Goals..... 10, vs. TCU (3/11/09 - Quarterfinals)  
 3-point Field Goals Att..... 23, vs. TCU (3/11/09 - Quarterfinals)  
 Rebounds..... 53, vs. Wyoming (3/9/10 - 1st Round)  
 Assists..... 24\*, vs. TCU (3/11/09 - Quarterfinals)  
 Steals..... 17\*, vs. Utah (3/6/02 - Quarterfinals)  
 Blocks..... 8, vs. Utah (3/10/06 - Semis)  
 Turnovers..... 23, vs. New Mexico (3/7/07 - Quarterfinals)

## UNLV NCAA TOURNAMENT RECORDS

### INDIVIDUAL - GAME

Points..... 22, four times  
 Field Goals..... 9, Pauline Jordan vs. Texas (3/23/89 - Reg. Semis)  
 Field Goals Att..... 22, Vicki Lander vs. UGA (3/16/91 - 2nd Rnd)  
 Free Throws..... 8, Pauline Jordan vs. Colorado (3/18/89 - 2nd Rnd)  
 Free Throws Att..... 10, Pauline Jordan vs. Colorado (3/18/89 - 2nd Rnd)  
 3-pt Field Goals..... 3, Gwynn Hobbs vs. Montana (3/16/94 - 1st Rnd)  
 3-pt FG Att..... 7, Vicki Lander vs. Texas Tech (3/13/91 - 1st Rnd)  
 Rebounds..... 17, Pauline Jordan vs. Colorado (3/18/89 - 2nd Rnd)  
 Assists..... 5, four times  
 Steals..... 5, Gwynn Hobbs vs. Montana (3/16/94 - 1st Rnd)  
 Blocks..... 11, Pauline Jordan vs. Colorado (3/18/89)  
 Turnovers..... 6, twice

### TEAM - GAME

Points..... 84 vs. Colorado (3/18/89 - 2nd Rnd)  
 Field Goals..... 32 vs. Texas (3/23/89 - Reg. Semis)  
 Field Goals Att..... 73 vs. Texas (3/23/89 - Reg. Semis)  
 Free Throws..... 24 vs. Colorado (3/18/89 - 2nd Rnd)  
 Free Throws Att..... 30 vs. Colorado (3/18/89 - 2nd Rnd)  
 3-point Field Goals..... 4 vs. Montana (3/16/94 - 1st Rnd)  
 3-point Field Goals Att..... 10, Minnesota (3/16/02 - 1st Rnd)  
 Rebounds..... 46 vs. Colorado (3/18/89 - 2nd Rnd)  
 Assists..... 21 vs. Texas Tech (3/13/91 - 1st Rnd)  
 Steals..... 12 vs. Montana (3/16/94 - 1st Rnd)  
 Blocks..... 15 vs. Colorado (3/18/89 - 2nd Rnd)  
 Turnovers..... 29 vs. Utah (3/15/89 - 1st Rnd)



### INDIVIDUAL - TOURNAMENT

Points..... 68, Shamela Hampton (2009 - three games)  
 Field Goals..... 22, Shamela Hampton (2009 - three games)  
 Field Goals Att..... 50, Constance Jinks (2002 - three games)  
 Free Throws..... 24\*, Shamela Hampton (2009 - three games)  
 Free Throws Att..... 28\*, Shamela Hampton (2009 - three games)  
 3-point Field Goals..... 6, twice  
 3-point Field Goals Att..... 15, twice  
 Rebounds..... 36, Jamie Smith (2009 - three games)  
 Assists..... 15, Julia Gray (2002 - three games)  
 Steals..... 7, Julia Gray (2002 - three games)  
 Blocks..... 6, Sherry McCracklin (2006 - two games)  
 Turnovers..... 13, Linda Frohlich (2002 - three games)

### TEAM - TOURNAMENT

Points..... 213 - (2009 - three games)  
 Field Goals..... 69 - (2009 - three games)  
 Field Goals Att..... 167 - (2009 - three games)  
 Free Throws..... 54 - (2009 - three games)  
 Free Throws Att..... 64 - (2009 - three games)  
 3-point Field Goals..... 21 - (2009 - three games)  
 3-point Field Goals Att..... 56 - (2009 - three games)  
 Rebounds..... 122 - (2002 - three games)  
 Assists..... 59 - (2009 - three games)  
 Steals..... 27 - (2002 - three games)  
 Blocks..... 10 - (2006 - two games)  
 Turnovers..... 48 - (2002 - three games)



### INDIVIDUAL - TOURNAMENT

Points..... 65, Pauline Jordan (1989 - three games)  
 Field Goals..... 24, Pauline Jordan (1989 - three games)  
 Field Goals Att..... 47, Pauline Jordan (1989 - three games)  
 Free Throws..... 17, Pauline Jordan (1989 - three games)  
 Free Throws Att..... 25, Pauline Jordan (1989 - three games)  
 3-point Field Goals..... 3, Gwynn Hobbs (1994 - one game)  
 3-point Field Goals Att..... 12, Vicki Lander (1991 - two games)  
 Rebounds..... 43, Pauline Jordan (1989 - three games)  
 Assists..... 9, DeNise Ballenger (1989 - three games)  
 Steals..... 6, Vicki Lander (1989 - three games)  
 Blocks..... 16, Pauline Jordan (1989 - three games)  
 Turnovers..... 12, Pauline Jordan (1989 - three games)

### TEAM - TOURNAMENT

Points..... 228 - (1989 - three games)  
 Field Goals..... 87 - (1989 - three games)  
 Field Goals Att..... 181 - (1989 - three games)  
 Free Throws..... 48 - (1989 - three games)  
 Free Throws Att..... 65 - (1989 - three games)  
 3-point Field Goals..... 4 - (1991 - two games)  
 3-point Field Goals Att..... 14 - (1989 - three games)  
 Rebounds..... 129 - (1989 - three games)  
 Assists..... 43 - (1989 - three games)  
 Steals..... 21 - (1989 - three games)  
 Blocks..... 24 - (1989 - three games)  
 Turnovers..... 73 - (1989 - three games)



# LADY REBELS IN THE PROS

@UNLVLadyRebels

#StormTheCourt

#unlvwbb



## WNBA

PAULINE JORDAN

LINDA FRÖHLICH

SEQUOIA HOLMES

### WNBA Draft Picks

2002: F - Linda Fröhlich (26th, New York)

2003: G - Constance Jinks (38th, Houston)



## PAULINE JORDAN

1998 - Phoenix Mercury



1998 - Sacramento Monarchs



## LINDA FRÖHLICH

2002-04 - New York Liberty



2006 - Indiana Fever



2007 - Sacramento Monarchs



## SEQUOIA HOLMES

2008  
Houston Comets



2010  
Phoenix Mercury



CANDLER



FINCHER



J. FULLER



GALLOWAY



WADDY-ROSSOW

## WPBL

**Belinda Candler (1978-81)**

Houston Angels, Chicago Hustle

**Janie Fincher (1978-81)**

Chicago Hustle, Washington Metros

**Janice Fuller (1978-79)**

Milwaukee Does

**Liz Galloway (1978-80)**

Chicago Hustle

**Debra Waddy-Rossow (1978-80)**

Chicago Hustle

## OVERSEAS

Angie Christian

Iris Dinerman

Karla Gergelová

RanDee Henry

**Sequoia Holmes**

Geannine Jordan

Merlelynn Lange

Sherry McCracklin

Sheena Moore

Sandrine Nzeukou

**Lenita Sanford**

Liz Wolfe

**Bold - currently playing**

Alana Cesarz

Linda Fröhlich

**Shamela Hampton**

Cherie Hogg

Constance Jinks

Pauline Jordan

Kisha Lee

**Danielle Miller**

Faye Muller

Shannon Oberg

**Kelli Thompson**